



March 13, 2008

Mr. Robert DiSaia  
Senior Sanitary Engineer  
R. I. Department of Environmental Management  
Division of Water Resources  
235 Promenade Street  
Providence, RI 02908-5767

**HAND DELIVERED**

Dear Mr. DiSaia:

Enclosed please find the 2007 Narragansett Bay Commission Pretreatment Program Annual Report for the Field's Point and Bucklin Point Districts, as required by RIPDES Permits RI 0100315 and RI 0100072. This report details the many source reduction and control activities and accomplishments of the Narragansett Bay Commission over the past year.

The NBC Pretreatment Section has made every effort to provide the RIDEM with the many new reporting items required in the RIPDES permits which were issued to the NBC on December 31, 2001 and the Consent Agreement, RIA-330, issued on January 13, 2004. We believe that this Pretreatment Program Annual Report satisfies all the new reporting requirements outlined in the new RIPDES permits and the Consent Agreement.

Should you have any questions regarding the annual report, please feel free to contact me at 461-8848, ext. 472.

Sincerely,

Kerry M. Britt  
Pretreatment Manager

KMB:smb

Enclosures

cc: Ray Marshall, P.E.  
Thomas P. Uva  
Paul Nordstrom, P.E.  
Laurie Horridge Bissonette, Esq.

PRETREATMENT PROGRAM

# ANNUAL REPORT

JANUARY 1, 2007 - DECEMBER 31, 2007



FIELD'S POINT AND BUCKLIN POINT DISTRICTS

March 15, 2008

The Narragansett Bay Commission  
One Service Road  
Providence, RI 02905

(401) 461-8848  
(401) 461-6540 FAX

Vincent J. Mesoella  
Chairman

Raymond J. Marshall, P.E.  
Executive Director



March 15, 2008

Dear Friends:

I am pleased to present the 2007 Narragansett Bay Commission (NBC) Pretreatment Program Annual Report for the period from January 1, 2007 through December 31, 2007. This annual report is a detailed summary of the many accomplishments associated with the NBC source reduction and control programs utilized in the two sewage districts.

The educational and regulatory source reduction and control programs of the NBC Pretreatment and Environmental, Safety & Technical Assistance Sections, coupled with the monitoring, analytical and enforcement work done by the Environmental Monitoring & Data Analysis, Laboratory, and Legal Sections, have been instrumental at ensuring that toxics are not discharged into the NBC sewer system. This NBC team is committed to protecting Rhode Island's greatest resource, Narragansett Bay.

Since the NBC acquired the Field's Point Wastewater Treatment Facility in 1981, the total metal loadings to the Field's Point facility have been reduced by over 927,765 pounds, which equates to 97.2%. In addition, the cyanide loadings were reduced by 78,751 pounds, a 97.9% reduction from 1981 levels.

The NBC accepts its responsibility to protect the receiving waters of Narragansett Bay very seriously. During 2007, the NBC issued 1,904 Notice of Violation letters, assessed \$117,000 in Administrative Penalties and collected \$2,000 in Administrative Penalties from violators. Funds collected are deposited into the NBC Environmental Enforcement Fund and used to further protect the environment.

The NBC will continue to be a leader in the field of wastewater treatment and environmental protection. The hard work done by the NBC staff members at enforcing local and federal environmental regulations, educating local industries about compliance methods and performing monitoring of our industrial users, the sewer system, and the State's waterways will ensure a cleaner Narragansett Bay for all to enjoy. I trust you will find this report to be thoroughly detailed and informative.

Sincerely,

Raymond J. Marshall, P.E.  
Executive Director

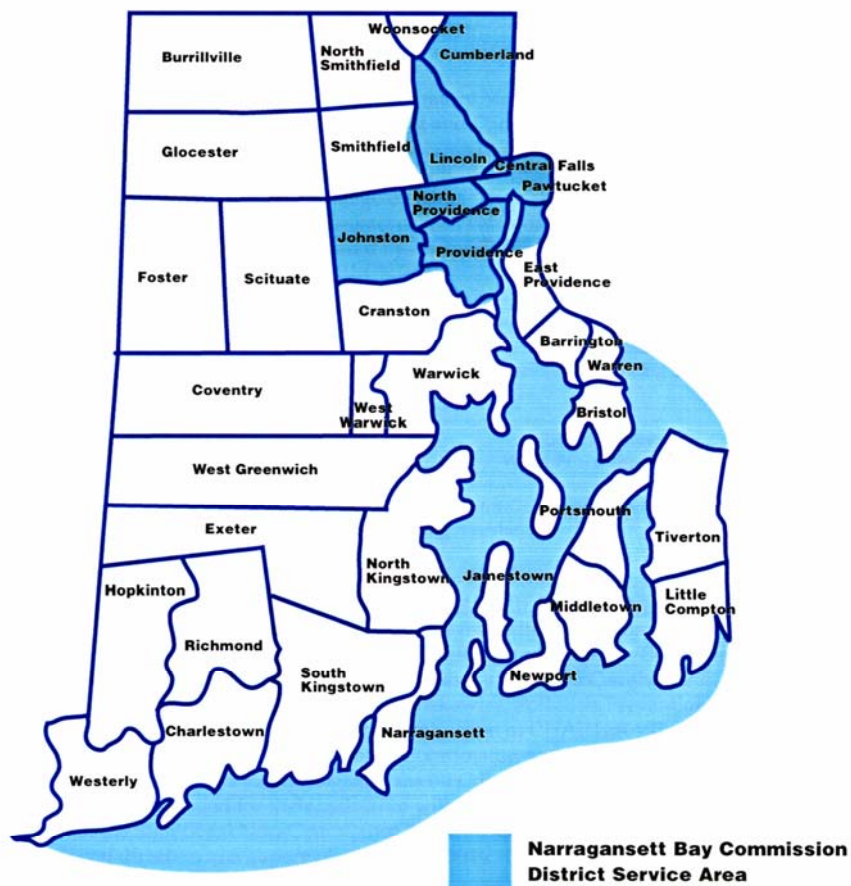
***Narragansett Bay Commission  
Mission Statement:***

*To maintain a leadership role in the protection and enhancement of water quality in Narragansett Bay and its tributaries by providing safe and reliable wastewater collection and treatment services to its customers at a reasonable cost.*

# Narragansett Bay Commission

## Service Area

The Narragansett Bay Commission is Rhode Island's largest wastewater authority dedicated to providing reliable, cost-effective wastewater collection and treatment services to over 360,000 residents and 8,000 businesses in ten Rhode Island communities in the metropolitan Providence and Blackstone Valley areas. These communities include: Providence, North Providence, Johnston, Pawtucket, Central Falls, Cumberland, Lincoln, the northern portion of East Providence and small sections of Cranston and Smithfield.



## ACKNOWLEDGMENTS

This report was written by Kerry M. Britt, Pretreatment Manager, with the assistance of the staff of the Pretreatment Program:

Nathan J. Dean  
Assistant Pretreatment Manager

Abigail K. Sweeney  
Principal Pretreatment Engineer

Nathan Daggett and Ian Jardin  
Pretreatment Engineers

Travis H. Costa  
Senior Pretreatment Technician

Andrew Hall, Joseph McCooley, Kyle Gannon, Kevin McCabe, and Jonathan Chaffee  
Pretreatment Technicians

Sulema Martinez, Sandra Brown, Rosaleen Grof, and Junel Decena  
Pretreatment Clerks

A special acknowledgment to Cynthia Walters, Laboratory Manager, the entire NBC Laboratory Staff and the staff of the Environmental Monitoring and Data Analysis (EMDA) Section. Their hard work allowed the NBC to successfully complete wastewater sampling and analysis of all significant industrial users discharging within the NBC district and to conduct surveillance manhole monitoring of industrial and sanitary drainage districts. The data analysis presentation provided in CHAPTER V of this report, Impact of the Pretreatment Program on the Control of Toxics and Incompatible Waste, was prepared by John E. Motta, EMDA Manager and the EMDA Staff:

James H. Kelly III  
Assistant EMDA Manager

Catherine Walker and Christine Comeau  
Environmental Scientists

Dennis Reall, Rebecca Songolo and Jeffrey Tortorella  
Monitoring Field Supervisors

Lisa Sisson, Michael Fascitelli, Sara Nadeau, Nathan Arruda,  
Michael McBurney, Stephen DePasquale, and Kevin Wilcox  
Environmental Monitoring Assistants

Joanne Parker  
Environmental Monitoring Data Assistant

Jamie Cook  
EMDA Clerk

Laurie Horridge Bissonette, Esq., Director of Executive Affairs, Jennifer Harrington, Esq., Chief Legal Counsel, Holly R. Ialongo, Esq., and Gloria Borino, Executive Paralegal, are to be credited for their effective Enforcement Program and their preparation of the Enforcement section, CHAPTER V, of this report. The Environmental, Safety & Technical Assistance (ESTA) sections of this report were written by James McCaughey, P.E., ESTA Manager, with the assistance Barry Wenskowicz, Pollution Prevention Engineer, and David Aucoin, Environmental Compliance Technical Assistant. The Water Audit & Technical Assistance Program and Sewer Connection Program sections of CHAPTER VII of this report were written by John Zuba, Permit and Planning Manager, with the assistance of Stephen Lallo, Permits Coordinator. Jamie Samons, the NBC Public Affairs Manager, is to be acknowledged for her assistance with various sections of this report, including development of the Significant Non-Compliance Public Notice. This assignment was completed under the general direction and supervision of Thomas P. Uva, Director of Planning, Policy and Regulation.

## TABLE OF CONTENTS

<u>CHAPTER</u>	<u>TITLE</u>	<u>PAGE</u>
<b>I.</b>	<b>EXECUTIVE SUMMARY</b>	
	The Narragansett Bay Commission	<b>1</b>
	Pretreatment Program Annual Report Overview	<b>3</b>
	Unique Program Elements, Activities, Awards & Accomplishments	<b>4</b>
	Notification of Changes In User Status	<b>9</b>
	Pretreatment Program Performance Evaluation	<b>13</b>
<b>II.</b>	<b>PROGRAM ADMINISTRATION</b>	
	RIPDES Permit Numbers	<b>31</b>
	Personnel	<b>31</b>
	Staff Training	<b>35</b>
	NBC Toxics Reduction, Control And Monitoring Program Budgets	<b>38</b>
	Pretreatment Management Information Computer System	<b>38</b>
	Public Information & Education Methods	<b>41</b>
<b>III.</b>	<b>INDUSTRIAL AND COMMERCIAL USERS, PERMITS, AND INSPECTIONS</b>	
	User Classification System	<b>51</b>
	Significant Industrial Users	<b>51</b>
	Wastewater Discharge Permits	<b>55</b>
	Zero Process Discharge Wastewater Systems	<b>64</b>
	User Survey Methods	<b>66</b>
	NBC User Inspection Programs	<b>68</b>
	Emergency or Special Investigations	<b>74</b>

## TABLE OF CONTENTS (CONTINUED)

<u>CHAPTER</u>	<u>TITLE</u>	<u>PAGE</u>
<b>IV.</b>	<b>COMPLIANCE MONITORING</b>	
	Compliance Monitoring	79
	User Self-Monitoring	79
	NBC Industrial User Sampling Program	80
	Analysis of Monitoring Results	84
	2007 Industrial User Compliance Status Summary	95
	Industrial Surveillance Manhole Monitoring Program	96
	Industrial Surveillance Manhole Violations - Field's Point District	96
	Industrial Surveillance Manhole Violations - Bucklin Point District	99
<b>V.</b>	<b>NBC IMPACT ON THE CONTROL OF TOXICS AND INCOMPATIBLE WASTE</b>	
	NBC Impact on the Control of Toxic and Incompatible Wastes	101
	Sample Collection at POTWs	102
	Clean Sampling Implementation	104
	Field's Point Special Sampling Activities	105
	Bucklin Point Special Sampling Activities	106
	Analysis of Influent Loading Data	107
	Fields Point District Influent Loading Analysis	107
	Bucklin Point District Influent Loading Analysis	112
	Septage Loading To Bucklin Point	116
	Background Sources of Metals to the Influent Load	119
	Sewer Collections For Determining Non-Industrial Background Contributions To WWTF Influent Metals Loading	119
	Influent Loading Conclusions	120
	Analysis of Effluent Loading Data	122
	Breakdown Analysis Of POTW Effluents	125



## TABLE OF CONTENTS (CONTINUED)

<u>CHAPTER</u>	<u>TITLE</u>	<u>PAGE</u>
V. (CONT.)	Bioassay Data	126
	RIPDES Permit Compliance - Field's Point Facility	127
	RIPDES Permit Compliance - Bucklin Point Facility	129
	Comparison of Influent and Effluent Loadings	132
	POTW Effluent Dissolved Metals Study	134
	Sludge Analysis	136
	BOD and TSS Loadings	141
	Comparison of Final Effluent Concentrations in 2007 and Saltwater Quality Criteria of Receiving Waters	144
	Summary	146
VI.	<b>ENFORCEMENT</b>	
	NBC Enforcement Actions	149
	2007 Administrative Orders	152
	2007 Permit Suspensions	153
	Update of Past Enforcement Actions	153
	Supplemental Environmental Projects	155
	Environmental Enforcement Fund	156
	Enforcement Response Plan	157
	Publication of Firms In Non-Compliance	157

## TABLE OF CONTENTS (CONTINUED)

<u>CHAPTER</u>	<u>TITLE</u>	<u>PAGE</u>
<b>VII.</b>	<b>SPECIAL PROJECTS, PROGRAMS AND STUDIES</b>	
	Introduction	185
	Status of Projects and Programs	186
	Environmental, safety & Technical Assistance (ESTA) Program	186
	National Strategic Goals Program	188
	Environmental Management System Program	188
	Pollution Prevention For Hospitals and Health Care Facilities	189
	Pollution Prevention for Auto Salvage Yards	190
	Storm Water Pollution Prevention	191
	Energy Conservation Program	192
	NBC Environmental Merit Awards Program	193
	Water Audit And Technical Assistance Program	194
	Sewer Connection Permit Program	194
	Silver & Mercury Loading Reduction Program	195
	Septage Permitting Program	197
	Grease Discharge Control Program	199
	Treatment Plant Influent Computer Monitoring Program	199
	Nine Minimum Controls Compliance Program	200
	Computerization Of Sewerage System Maps Project	202
	River Restoration Initiative	203
	Data Analysis and Special Studies	204

## **TABLE OF CONTENTS (CONTINUED)**

<b><u>CHAPTER</u></b>	<b><u>TITLE</u></b>	<b><u>PAGE</u></b>
<b>VII. (CONT.)</b>	Water Quality for Narragansett Bay Commission at Buoy Platforms and Dock Sites	<b>204</b>
	Emergency Situation / Extreme Conditions Sampling	<b>206</b>
	Woonasquatucket River Education Project	<b>206</b>
	Regional Ocean Modeling Systems – ROMS	<b>207</b>
	Floatables Control on the Woonasquatucket and Providence Rivers	<b>208</b>
<b>VIII.</b>	<b>NBC PROGRAM GOALS</b>	
	Status of 2007 Goals	<b>209</b>
	Major Goals For 2008	<b>220</b>

## LIST OF TABLES

<u>TABLE #</u>	<u>TITLE</u>	<u>PAGE</u>
1	2007 Significant Industrial User Classification Changes	9
2	2007 Significant Industrial User Changes in Water Use	11
3	Pretreatment Performance Summary Sheet - Field's Point District	18
4	Revised Pretreatment Performance Summary Sheet – Field’s Point District	22
5	Pretreatment Performance Summary Sheet - Bucklin Point District	24
6	Revised Pretreatment Performance Summary Sheet – Bucklin Point District	28
7	NBC Pretreatment User Classification System	52
8	Summary of Discharge Permits In Effect	56
9	NBC Pretreatment Permit Fee Structure	61
10	Summary of SIUs Sampled or Inspected Less Than Twice In 2007	73
11	NBC Effluent Discharge Limitations	81
12	Summary of Compliance Monitoring Results: Categorical and Non-Categorical Users	85
13	Summary of Compliance Monitoring Results: Significant and Non-Significant Users	87
14	Comparison of Compliance Rates For Self-Monitoring and NBC Sampling Results	89
15	Comparison of Compliance Rates Between Field's Point and Bucklin Point Districts	92
16	Analysis Of Percentage of Firms With & Without Effluent Violations	93
17	Status of Significant Users With 5 or More Parameter Violations	94
18	Comparison of 2006 – 2007 Annual Loadings To Field's Point	110
19	Comparison of 2006 – 2007 Annual Loadings To Bucklin Point	115
20	Results from 2007 Background Metals and Cyanide Contribution Study	119
21	Comparison of 2007 Influent Loadings To Recently Calculated Loading Goals	122
22	Comparison of Field’s Point Permit and Consent Agreement Limits With 2007 Results	128

## LIST OF TABLES (CONTINUED)

<u>TABLE #</u>	<u>TITLE</u>	<u>PAGE</u>
23	2007 Compliance Status with RIPDES and Consent Agreement Limits for Field's Point	128
24	Comparison of Bucklin Point RIPDES & Interim Limits with 2007 Wastewater Treatment Facility Results	130
25	2007 Compliance Status with RIPDES and Consent Agreement Limits for Bucklin Point	131
26	Percent Removal of Metals and Cyanide For NBC Facilities	133
27	Final Effluent Phase Partitioning Study Results – 2007	135
28	Comparison of Final Effluent Concentrations and Water Quality Criteria of Receiving Waters	144
29	2007 Administrative Orders	152
30	2007 Approved Environmental Enforcement Fund Proposals	157
31	Summary of Enforcement Actions Issued	162
32	Summary of EPA PPIs Grant Awards To NBC	187

## LIST OF FIGURES

<u>FIGURE #</u>	<u>TITLE</u>	<u>PAGE</u>
1	User Compliance Rate For All Effluent Analyses	14
2	NBC Organizational Plan	32
3	Division of Planning, Policy, and Regulation Organizational Plan	33
4	Number of Field's Point Electroplaters/Metal Finishers vs. Year	58
5	Prohibited Discharge Sticker	60
6	Number of Special Investigations Per Year	74
7	Breakdown of Year 2006 Investigation Types	75
8	Rate of Compliance For Categorical and Non-Categorical Users	86
9	Rate of Compliance For Significant and Non-Significant Users	88
10	Rate of Perfect Compliance with Effluent Monitoring for All Users, Significant and Categorical Users	91
11	Field's Point Influent Total Metals Loading Trend Analysis	108
12	Field's Point Influent Total Cyanide Loading Trend Analysis	109
13	Breakdown of Total Metals - Field's Point 2006 Influent Loading	111
14	Bucklin Point Total Metals Influent Loading Trend Analysis	113
15	Bucklin Point Cyanide Influent Loading Trend Analysis	114
16	Breakdown of Total Metals - Bucklin Point 2006 Influent Loading	114
17	Trend Analysis of Total Metals Loadings In Septage	117
18	Breakdown of Total Metals In Septage	118
19	NBC Total Metals Effluent Loadings Trend Analysis	123
20	NBC Cyanide Effluent Loadings Trend Analysis	124
21	Breakdown of Total Metals - Field's Point 2006 Effluent Loading	125
22	Breakdown of Total Metals - Bucklin Point 2006 Effluent Loading	126
23	Field's Point Influent & Effluent Total Metals Trend Analysis	132

## LIST OF FIGURES (CONTINUED)

<u>FIGURE #</u>	<u>TITLE</u>	<u>PAGE</u>
24	Bucklin Point Influent & Effluent Total Metals Loading Trend Analysis	134
25	Nickel Loading Trend Analysis in Field's Point Sludge, Influent and Effluent	136
26	Nickel Loading Trend Analysis in Bucklin Point Sludge, Influent and Effluent	137
27	Zinc Loading Trend Analysis in Field's Point Sludge, Influent and Effluent	138
28	Zinc Loading Trend Analysis in Bucklin Point Sludge, Influent and Effluent	139
29	Copper Loading Trend Analysis in Field's Point Sludge, Influent and Effluent	140
30	Copper Loading Trend Analysis in Bucklin Point Sludge, Influent and Effluent	140
31	TSS Loading Trend Analysis in Bucklin Point Influent and Effluent	141
32	BOD Loading Trend Analysis in Bucklin Point Influent and Effluent	142
33	TSS Loading Trend Analysis in Field's Point Influent and Effluent	143
34	BOD Loading Trend Analysis in Field's Point Influent and Effluent	143
35	Public Notice of Users In Significant Non-Compliance (Providence Journal 3/1/07)	160
36	Affidavit of Publication of SNC Public Notice	161

# *I. EXECUTIVE SUMMARY*



## **The Narragansett Bay Commission**

The Narragansett Bay Commission (NBC) was created in 1980 by the R.I. General Assembly. Shortly thereafter voters approved an \$87.7 million bond referendum to reduce the amount of pollutants the Field's Point Wastewater Treatment Facility in Providence was discharging into Narragansett Bay and its tributaries. At that time, nearly 65 million gallons of untreated sewage flowed into Rhode Island's waterways everyday, resulting in temporary and permanent closures of shellfishing beds in Upper Narragansett Bay, violations of federal laws, and most importantly, threatening public health and the region's environmental and economic well-being.



*Aerial View - Field's Point Wastewater Treatment Facility*

The NBC acquired the Field's Point facility from the City of Providence in 1982 and has transformed the once failing, antiquated facility into a highly sophisticated, award winning facility. As the largest secondary wastewater treatment facility in Rhode Island and the second largest in New England, the Field's Point Wastewater Treatment Facility provides preliminary and primary treatment for up to 200 million gallons per day (MGD) of wastewater, secondary treatment for up to 91 MGD and has an average dry weather flow to the facility of 44.5 MGD.

In 1992, the R.I. General Assembly expanded the NBC's mission by placing it in charge of the Bucklin Point Wastewater Treatment Facility in East Providence. This facility is designed to provide secondary treatment of 46 million gallons per day, with an average dry weather flow to the facility of 22 MGD. During 1999, supervisory management of this plant was privatized to Professional Services Group (PSG), which became Veolia Water North America. In July of 2005 the management of the Bucklin Point facility was transferred to Aquarian Operating Services. During 2006 the Bucklin Point plant completed a series of upgrades that significantly reduced wet weather by-pass events by allowing the plant to process up to 116 MGD during wet weather events. The upgrades also incorporate nitrogen removal operations and disinfection by the use of ultraviolet light. As a result of the facility upgrades at Bucklin Point, the 2007 nitrogen loading to Narragansett Bay was reduced by 40.1% from 2005 loading levels before the upgrades went online.



*Bucklin Point Wastewater Treatment Facility*

The NBC owns and operates the state's two largest wastewater treatment facilities and provides quality wastewater collection and treatment services to about 360,000 people and 7,700 commercial and industrial customers located in Providence, North Providence, Johnston, Pawtucket, Central Falls, Cumberland, Lincoln, the northern portion of East Providence, and small sections of Cranston and Smithfield. The Pretreatment Program is charged with protecting these treatment facilities and Narragansett Bay from the discharge of toxic and nuisance pollutants.

In the fall of 2001, the NBC consolidated its operations into a centralized location, One Service Road, across the street from the Field's Point Wastewater Treatment Facility. The Corporate Office Building brought together NBC administrative, maintenance, construction, engineering, laboratory, pretreatment, and environmental monitoring and data analysis staff to one central location.

Previously NBC staff was divided among four separate locations. With the move into the new buildings at the Field's Point campus, 87% of NBC staff are situated at one central location. A portion of the NBC Operations personnel, the remaining 13% of NBC staff, remain at the Bucklin Point Wastewater Treatment Facility in East Providence.

## **Pretreatment Program Annual Report Overview**

CHAPTER I of this report provides a brief overview of the NBC, its unique and innovative approaches to source reduction and control and provides a summary of each chapter of the annual report. Also contained in this chapter is a section regarding firms that have had their user classification changed during 2007, including a list of new significant industrial users of the sewage system and a section regarding firms that experienced major changes in water usage. A summary of the work done over the past year by the Pretreatment, Environmental Monitoring and Enforcement Sections of the NBC is provided at the end of this chapter in TABLES 3 and 5, the Pretreatment Performance Summary Sheets for both districts.

CHAPTER II describes the administration of the NBC Pretreatment Program including the status of Pretreatment, Environmental Monitoring, Environmental, Safety, & Technical Assistance, and Laboratory personnel, a summary of the budgets for these sections, staff training, the Pretreatment computerized information management system and public information and education methods used by the NBC.

CHAPTER III details the industrial and commercial user base of the NBC and includes the NBC permit classification system, user inspections and emergency and special investigations. During 2007, Pretreatment staff issued 308 permits to users located in the Field's and Bucklin Point Districts, conducted 1,664 facility inspections, held 30 regulatory compliance meetings with users and responded to 41 emergency or special investigations.

CHAPTER IV details the compliance monitoring protocols and provides a review of all types of monitoring results including user self-monitoring, NBC monitoring of users, and surveillance manhole sampling results. During 2007, the NBC conducted 280 sampling inspections, performed 435 manhole sampling events, and reviewed 3,456 analytical reports of users located in the Field's Point and Bucklin Point Drainage Districts.

CHAPTER V of this report provides an analysis of the toxic pollutant loadings contained in the wastewater influent, effluent, and sludge for the Field's Point and Bucklin Point Wastewater Treatment Facilities. This analysis shows that the total metals loading to the Field's Point Wastewater Treatment Facility decreased during 2007 by 19.2%. The total metals loading to the Bucklin Point Facility increased by 8.5%. The cyanide loading to the Field's Point Wastewater Treatment Facility decreased by 976.5 pounds, or 36.6% in 2007, and the cyanide loading to Bucklin Point decreased by 320 pounds or 59.7%.

CHAPTER VI details the types of enforcement actions used by the Commission and reviews the enforcement actions initiated by the NBC over the past year. During 2007, the NBC issued 1,904 Notice of Violation letters. The NBC issues some type of enforcement action against 100% of the violators of the NBC Rules and Regulations.

CHAPTER VII of this report details special projects and programs underway and those already completed by the Planning, Policy & Regulation Division of the Narragansett Bay Commission.

CHAPTER VIII reviews the status of the goals established by the Pretreatment Program, Environmental Monitoring, Environmental, Safety & Technical Assistance, Laboratory, and Permits & Planning Sections for 2007 and describes the ambitious goals established by these sections for 2008.

### **Unique Program Elements, Activities, Awards And Accomplishments**

The Narragansett Bay Commission utilizes many innovative and unique activities, projects and programmatic elements to control and reduce the discharge of toxic and nuisance pollutants into the sewer system. The following is a short summary of these innovations and unique programmatic elements, along with a summary of NBC awards and accomplishments for the past year. Details about each of these innovations, accomplishments, and awards can be found within the chapters of this report.

#### **User Education, Training and Outreach**

- Workshops regarding Pollution Prevention, Pretreatment, and Monitoring topics
- Periodic informational mailings to permitted users
- Press releases and public notices
- Development and distribution of fact sheets, Best Management Practice (BMP) documents, and case studies summary sheets
- NBC informational website (<http://www.narrabay.com>)
- Citizens Advisory Committee

### **Special Projects and Studies**

- Environmental Merit Award Programs, include:
  - ~ Pollution Prevention Award and NBC-Certification Seal Program
  - ~ Perfect Compliance Award and NBC-Certification Seal Program
  - ~ Stormwater Management Award
- Grease removal study and program, which has greatly reduced sewage backups and overflows due to grease accumulations in sewer lines
- Silver and Mercury loading reduction and evaluation program
- River Water Quality Monitoring Program
- Tributary river sampling for bacteria analysis
- Residential Septage Hauler Discharge Control Permitting Program
- Wet Weather CSO Monitoring Program
- Evaluation of fecal coliform bacteria sources
- Customer Survey Program and periodic review of all regulatory activities to reassess methods, procedures and strategies
- EMPACT Project to monitor Narragansett Bay and provide on-line monitoring data to the public
- Computerization of Sewage System Mapping Project
- Woon Explorers Environmental Education Project
- River Restoration Initiative
- Energy Conservation Program

### **Permitting**

- Prompt and standardized user plan reviews through weekly internal plan review meetings of engineers and technicians
- Permitting of all users with process wastewater discharges to the sewer system, as well as those having the potential to discharge
- Unique and equitable rate structure with varying rates dependent upon hydraulic/pollutant loadings, which covers the cost to operate the pretreatment program
- Zero discharge facilities are permitted and inspected at least twice annually, as they have the potential to discharge to the sewer system via sanitary connections
- Aggressive program of permitting all users that greatly exceeds EPA permitting requirements
- Sewer connection permitting referral program with cities and towns

### **NBC Monitoring Program**

- Aggressive program of sampling users
- NBC internal goal to sample every SIU twice per twelve month period, exceeding EPA requirements
- Clean Sampling programs utilized by EMDA Section

- Extensive use and documentation of all standard operating procedures to ensure quality assurance and quality control that greatly exceeds EPA requirements
- Extensive river, septage, collection system, POTW and industrial user sampling programs
- Sanitary and industrial surveillance manhole monitoring conducted weekly to monitor compliance and loadings to the treatment facilities
- Septage monitoring program to scan for toxic, industrial and non-residential quality waste

### **NBC Inspection Program**

- NBC internal goal to inspect every SIU at least twice per twelve month period, exceeding EPA requirements
- Zero discharge firms are inspected at least twice per year to ensure compliance with permit requirements
- Extensive inspections of non-significant users performed annually
- Intensive restaurant inspection program to verify grease trap maintenance
- Development and use of Significant Industrial User (SIU) annual inspection form ensures thorough and standardized inspections of each SIU
- All NBC inspections stress user education regarding EPA Significant Non-Compliance criteria, NBC mission statement, and available compliance programs, in addition to addressing regulatory compliance issues. This has contributed to the decreased rates of SIU Significant Non-Compliance
- Response to 100% of reports regarding chemical spills, unusual influents, odors, etc.

### **User Self-Monitoring**

- Four consecutive weeks of resampling indicating full compliance required for any effluent violation recorded. Benefits include: users are brought back into compliance quickly, Significant Non-Compliance (SNC) is reduced due to increased monitoring, reduced loadings to sewer, escalated enforcement due to additional evidence, etc.
- Significant Industrial User permit required monitoring greatly exceeds that required by EPA regulations

### **Computerized Compliance and Data Tracking System**

- Networked computer database consisting of all company, permit and compliance information which is available via desktop connections to all Pretreatment, Pollution Prevention, Environmental Monitoring and Enforcement personnel
- Pretreatment system software has been upgraded to increase functionality and is expandable
- System automatically generates violation letters for any non-compliance event and tracks all user requirements
- System calculates SNC and enables flagging of any user approaching SNC, allowing staff to implement corrective actions

### **Pollution Prevention**

- Free technical compliance assistance program
- On site consultations and pilot testing
- Routine referrals by regulatory staff in all Notices of Violation (NOV) and other user correspondence and communications
- Solicitations for pollution prevention assistance by Environmental, Safety & Technical Assistance (ESTA) staff directly to industries
- Extensive educational efforts noted previously
- Formal agreement with the University of Rhode Island (URI) Chemical Engineering Department and its Rhode Island Pollution Prevention Center to augment staff resources through consulting services and to develop new technologies or find new applications for existing technologies
- FREE water audits conducted of businesses, large residential buildings and manufacturing industries

### **Staff Training**

- NBC provides extensive training to its employees
- NBC Pretreatment, Environmental Monitoring and ESTA staff receive 40 hour HAZWOPER training
- NBC has a tuition reimbursement program to assist employees to further their education and enhance their performance
- Intrasectional Cross Training
- Employee Exchange Programs between NBC sections

### **Enforcement**

- Some type of enforcement action issued against 100% of violators
- Cost of SNC Public Notice billed to firms in violation
- Use of innovative settlement agreements, which may include:
  - ~ Community based environmental projects
  - ~ Development of public service announcements
  - ~ Purchase of Pollution Prevention and Monitoring Equipment
  - ~ Use of Supplemental Environmental Projects
- Environmental Enforcement Fund - Penalties assessed are deposited into this NBC fund, from which special environmental projects and/or enforcement equipment and resources are funded. NBC received EPA Environmental Merit Award in 1995 and AMSA Public Service Award in 1995 and 2000 for this fund
- In-house legal staff available for quick enforcement response
- Work with state and federal criminal investigators regarding criminal pollution violations

## **2007 Accomplishments**

### **~ Permitting:**

- 308 Permits issued in 2007
- 116 New permits issued to previously unpermitted firms
- 192 Revised permits issued

### **~ Inspections and Sampling:**

- 1,664 Non-sampling inspections conducted
- 421 Non-sampling inspections of Significant Industrial Users
- 342 Non-sampling inspections of categorical users
- 79 Non-sampling inspections of significant non-categorical users
- 1,243 Non-sampling inspections of non-significant users
- 30 Regulatory Compliance meetings held with users
- Pretreatment staff reviewed 3,456 User Monitoring Reports
- 41 Emergency/Special Investigations Conducted
- 283 User Monitoring Reports generated by NBC in 2007
- 280 NBC Sampling Inspections of Industry
- 114 Different Facilities Sampled by NBC
- 261 Monitoring Reports of Significant Industrial Users generated
- 201 Monitoring Reports of Categorical Users generated
- 60 Monitoring Reports of significant non-categorical users generated
- 22 Monitoring Reports of non-significant users generated
- 435 Manhole Sampling Events conducted
- 407 Industrial Surveillance Manhole Sampling Events conducted
- 28 Sanitary Manhole Sampling Events conducted

### **~ Enforcement:**

- 1,904 NOV Letters Issued
- \$117,000 in Administrative Penalties Assessed in 2007
- \$2,000 in Administrative Penalties Collected
- 16 Firms Listed in the February 26, 2008 Public Notice in the Providence Journal as being in Significant Non-Compliance (SNC)
- 15 out of 16 Firms Listed in SNC achieved compliance with cited violations prior to publication of the Public Notice

### **~ User Compliance:**

- 3.5% Rate of Significant Non-Compliance (SNC) in Field's Point District for 2007, a reduction from 39% in 1992
- Rate of SIU Significant Non-Compliance reduced in Bucklin Point from 44.8% in 1994 to 10.6% for 2007
- 96.1% Overall Rate of Compliance for All Significant Users



- 96.3% Overall Rate of Compliance for All Categorical Users
- 95.1% Overall Rate of Compliance for All Non-Significant Users
- 95.6% Overall Rate of Compliance for All Users
- 70.4% of EPA categorically regulated users had perfect effluent compliance records with all effluent parameters excluding pH
- 72.1% of Significant Users AND 87.6% of all users had perfect effluent compliance records with effluent pollutants excluding pH
- Rate of SNC has been significantly reduced in both sewage districts over the past decade through Pretreatment's User Education Methods

### **Notification of Changes in User Status**

During the 2007 report period, four users were reclassified from significant to non-significant. Two of the four users that were reclassified were categorical users. The four users were reclassified to non-significant because they went out of business. Three of the four users were located in the Field's Point district and eliminated 1,565,758 gallons per day of industrial flow to the Field's Point facility. The remaining user that was reclassified was located in the Bucklin Point district and eliminated 101,482 gallons per day of industrial flow to the Bucklin Point facility.

There were four users that were newly classified as Significant Industrial Users (SIU) in 2007. Two of the new SIUs are located in the Field's Point district and contribute 407,200 gallons per day of industrial flow to the plant. The remaining two new SIUs are located in the Bucklin Point district and contribute 38,930 gallons per day of industrial flow to Bucklin Point. Two of the four new SIUs are classified as categorical.

A review of the baseline monitoring reports submitted by the four newly classified significant users of the NBC sewer system indicates that the combined discharge from these facilities should have no adverse effect on the quantity or quality of effluent discharged from the Field's Point or Bucklin Point Wastewater Treatment Facilities. The SIUs which were reclassified during 2007 and the reason for each reclassification are detailed in TABLE 1.

### **TABLE 1**

#### **2007 Significant Industrial Users Classification Changes**

##### **Firms Reclassified to Non-Significant**

<i>Field's Point Firms</i>	<i>Reason for Reclassification</i>
Danecraft, Inc.	Firm is out of business.
Shank/Balfour Beatty - Ernest Street Location	Firm is out of business.
Shank/Balfour Beatty - Foundry Location	Firm is out of business.

**TABLE 1**  
**(continued)**

**2007 Significant Industrial Users Classification Changes**  
**Firms Reclassified to Non-Significant**

<i><u>Bucklin Point Firms</u></i>	<i><u>Reason for Reclassification</u></i>
Handy & Harman Electronic Materials Group	Firm is out of business.

**Newly Classified Significant Users**

<i><u>Field's Point Firms</u></i>	<i><u>Reason for Reclassification</u></i>
Crisloid, Inc.	This firm began discharging process water greater than 5,000 gallons per day.
Hart Engineering Corporation	This newly permitted firm discharges wastewater greater than 5,000 gallons per day.

<i><u>Bucklin Point Firms</u></i>	<i><u>Reason for Reclassification</u></i>
Interplex Metals Corp.	This newly permitted firm conducts categorically regulated metal finishing
Tedor Pharma, Inc.	This new SIU conducts categorically regulated pharmaceutical operations.

During 2007, 27 Field's Point SIUs experienced significant changes in water usage. Thirteen of the 27 firms increased their water usage by a combined total of 46,704 gallons per day. Fourteen of the 27 firms decreased their water usage by a combined total of 76,623 gallons per day. The net change to the Field's Point facility is a decrease of 29,919 gallons per day of industrial flow. This decrease in industrial flow did not have an adverse effect on the quality of wastewater discharged from the Field's Point treatment facility.

Twenty-nine Bucklin Point SIUs experienced significant changes in water usage during 2007. Twelve of the 29 SIUs increased their water usage by a combined total of 96,528 gallons per day. Seventeen of the 29 SIUs decreased their water usage by a combined total of 111,930 gallons per day. The net change in flow to Bucklin Point is a decrease of 15,402 gallons per day of industrial flow. This decrease in industrial flow did not have an adverse effect on the quality of wastewater discharged from the Bucklin Point treatment facility.

The SIUs with significant changes in water usage during 2007 are detailed in TABLE 2.

**TABLE 2****2007 Significant Industrial User Changes in Water Usage****Firms with Increased Flow***Field's Point*

<i><u>Company</u></i>	<i><u>Change in Flow (gpd)</u></i>	<i><u>% Change</u></i>
Alpha Plating & Metallizing	1,835	17.4%
Armbrust International, Ltd.	4,770	25.1%
DiFruscia Industries, Inc.	1,145	26.5%
Dominion Energy Manchester Street	18,113	121.5%
Eastern Color & Chemical Company	2,864	38.4%
International Etching, Inc.	1,059	18.5%
Ira Green, Inc.	6,889	39.4%
Kirk's Folly	47	62.5%
Mahr Federal, Inc.	2,378	93.3%
Providence Journal Co.	1,212	6.7%
Technodic, Inc.	3,090	68.2%
Unique Plating Company	1,942	36.0%
Victory Finishing Technologies	1,360	3.0%

*Bucklin Point*

<i><u>Company</u></i>	<i><u>Change in Flow (gpd)</u></i>	<i><u>% Change</u></i>
Accent Plating Company	1,116	51.3%
Bliss Manufacturing	326	24.5%
Bunge North America (East), LLC	5,684	25.7%
Cintas Corporation	13,541	22.8%
General Cable Industries, LLC	4,168	16.7%
KIK Custom Products, Inc.	25,674	41.5%
Microfibres, Inc.	9,358	15.6%
New England Linen Supply, Inc.	2,746	4.5%
Pawtucket Power Associates	6,067	68.3%
Tanury Industries	9,278	18.3%
Technical Materials, Inc.	17,221	37.4%
Vitrus, Division of Evergy, Inc.	1,349	7.0%

**TABLE 2**  
**(continued)**

**2007 Significant Industrial User Changes in Water Usage**  
**Firms with Decreased Flow**

*Field's Point*

<i><u>Company</u></i>	<i><u>Change in Flow (gpd)</u></i>	<i><u>% Change</u></i>
AG&G, Inc.	-1,060	-45.6%
C&C Rhode Island, LLC	-11,132	-37.1%
Contract Specialties, Inc.	-2,310	-33.3%
Evans Plating Corp.	-4,666	-51.6%
G. Tanury Plating Company	-3,127	-4.8%
Induplate, Inc.	-2,959	-7.8%
International Insignia Corp.	-1,989	-31.3%
Narragansett Electric Co. - Gas Holders	-21,349	-65.4%
Sardelli International, LLC	-5,022	-40.6%
The Colibri Group	-2,489	-35.9%
Tri-Jay Company	-4,829	-26.5%
Umicore USA, Inc.	-13,493	-29.8%
Uncas Manufacturing Co.	-2,036	-13.7%
Universal Plating Co., Inc.	-164	-10.1%

*Bucklin Point*

<i><u>Company</u></i>	<i><u>Change in Flow (gpd)</u></i>	<i><u>% Change</u></i>
AAFCO, Inc.	-1,643	-13.0%
A.T. Cross Company	-13,969	-40.3%
Chemart Company	-1,219	-7.8%
Darlene Group	-118	-12.5%
Fujifilm Electronic Materials USA, Inc.	-2,210	-11.1%
George H. Fuller & Son	-1,008	-52.5%
Healy Brothers Corporation	-48	-16.2%
Honeywell Sensing and Controls	-4,427	-38.2%
Hord Crystal Corporation	-42	-15.6%
Impco, Inc.	-1,616	-31.5%
Liquid Blue	-4,871	-28.7%
Murdock Webbing Co., Inc.	-1,806	-10.7%
Nulco Manufacturing Company	-3,696	-24.3%
Providence Metallizing Co., Inc.	-64,346	-52.3%
Stackbin Corporation	-82	-41.0%
Tru-Kay Manufacturing	-3,869	-58.0%
Vennerbeck Stern-Leach	-6,960	-57.6%

## **Pretreatment Program Performance Evaluation**

Nationally, the EPA assesses the effectiveness of a pretreatment program by reviewing specific data submitted by each program. This data is reported on a standard EPA form entitled the Pretreatment Performance Summary Sheet. The Pretreatment Performance Summary Sheet contains general information about the sewage agency, the permitting and compliance status of significant industrial users, and the enforcement actions issued.

The NBC believes that the Pretreatment Program has achieved its stated goals and has been quite effective at reducing and controlling the discharge of toxics into the sewage system. This is evidenced by the fact that user compliance rates are excellent, no incidents of pass through or interference occurred, and treatment plant influent loading goals are being met. As a result, the NBC Pretreatment Program has been recognized twice by the U.S. EPA as being the "*Best Pretreatment Program in the Nation*", receiving these awards in 1990 and 1998. The NBC is one of only a few Pretreatment Programs in the nation to receive this prestigious designation twice.

Various factors are reviewed to properly evaluate and measure the effectiveness of a Pretreatment Program. These factors include the following:

- Industrial User Rate of Significant Non-Compliance;
- Effectiveness of Enforcement Response Program;
- Sufficiency of Program Funding and Staffing Levels;
- Application of Local Limits;
- Sufficiency of Statutory Authority and Rules and Regulations;
- Evaluation of recent and proposed program modifications;
- Pretreatment Performance Summary Sheet "Bean Counts".

The NBC routinely reviews all the aforementioned criteria to ensure that the Pretreatment Program satisfies and exceeds all EPA and DEM Pretreatment Program requirements. The following paragraphs detail the NBC efforts with regard to each criteria, as required by RIPDES permit requirements C(7)(i) and C(7)(j).

### ***~ Evaluation of Significant Non-Compliance***

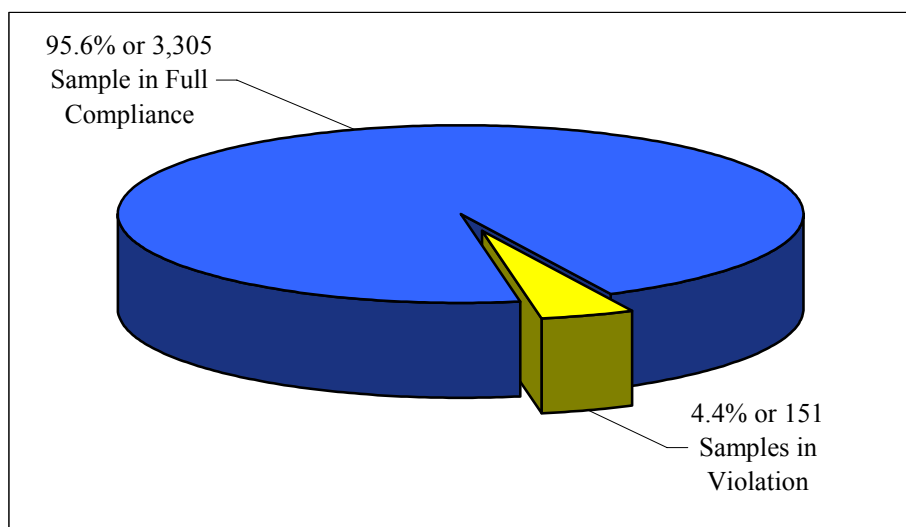
Through extensive user education efforts, quick enforcement response to user violations and regular monthly reminder telephone calls to users, the NBC Pretreatment Section has over the years reduced its SIU rate of significant non-compliance substantially in both sewage districts. The combined rate of SNC for significant industrial users located in the two NBC sewage districts for 2007 was 6.7%, a decrease from 7.3% in 2006.

The SIU rate of SNC was dramatically reduced in the Field's Point District from a high of 39.0% in 1992 to 3.5% for 2007, while the SIU rate of SNC for Bucklin Point was reduced from a high of 44.8% in 1994 to 10.6% in 2007. These impressive reductions in the rate of SIU Significant Non-Compliance are directly attributed to increased user education efforts made by the NBC Pretreatment staff and by stringent regulatory requirements to promptly identify and correct user violations. These Pretreatment educational efforts include informing

users about the EPA SNC violation criteria during all inspections and by sending annual informational letters to remind users about permit requirements and SNC ramifications. Regulatory efforts to reduce SNC include imposing stringent resampling requirements over four consecutive weeks for any effluent monitoring violation, and by the implementation of a procedure to call users prior to a monitoring report being thirty (30) days late past the due date.

As a result of these efforts, the NBC has been able to maintain overall SIU rates of SNC to 10% or below. As can be seen from FIGURE 1, 95.6% of the 3,456 analytical reports reviewed by the Pretreatment staff during 2007 were in full compliance with effluent discharge limitations, standards which are more stringent than EPA categorical standards.

**FIGURE 1  
USER COMPLIANCE RATE  
FOR ALL EFFLUENT ANALYSES**



**3,456 Total Analyses Reviewed**

In addition, as shown in CHAPTER IV of this report, the 2007 rate of compliance of categorical users in the two districts was 96.3%, while the compliance rate for significant users was 96.1%. These excellent rates of user compliance with effluent limits are reflected in the long term reductions in toxic loadings to the Field's Point and Bucklin Point treatment facilities, as shown in CHAPTER V of this report.

Sixteen firms located in the Field's Point and Bucklin Point Districts were listed in a Public Notice in the Providence Journal on February 26, 2008 as being in SNC for the period from October 1, 2006 through December 31, 2007. Of the sixteen firms published for being in SNC, seven users are located in Field's Point and nine users are located in Bucklin Point.

The names of five categorical users were published for SNC, two from the Field's Point District and three from Bucklin Point. Two significant non-categorical users, both located in Bucklin Point, were published. Nine non-significant industrial users were listed in the Public Notice, five from Field's Point and four from Bucklin Point. Ten of the sixteen firms were listed as being in SNC solely for administrative violations such as submitting a report late. Five firms listed in the notice were cited as being in SNC solely due to violations of effluent limitations. One firm was cited for both administrative and effluent violations. At the time of publication of this report, fifteen out of the sixteen facilities cited as being in SNC were back in full compliance with NBC regulations.

### ***~ Effectiveness of NBC Enforcement Response Program***

The NBC has a very aggressive and effective enforcement program. The Pretreatment Program issues some type of enforcement action for 100% of all violations observed, in accordance with the NBC's approved Enforcement Response Plan (ERP). The Pretreatment staff works very closely with the NBC Legal Section and has the capability to issue an Administrative Order or Cease and Desist Order immediately, if necessary, to halt illicit discharges as detailed in the approved ERP.

During 2007, the NBC issued 1,904 Notice of Violation letters, assessed \$117,000 in Administrative penalties, and collected \$2,000 in administrative penalties. This is clear evidence of the effectiveness of the NBC Enforcement Program. Additional information regarding the Enforcement Program is provided in CHAPTER VI.

### ***~ Sufficiency of Program Funding and Staffing Levels***

The NBC has provided continual support and funding to the Pretreatment, Environmental Monitoring, Environmental, Safety & Technical Assistance, and Laboratory Sections, the teams responsible for controlling and reducing toxic loadings to the NBC treatment facilities and Narragansett Bay. This funding commitment has ensured adequate staffing levels necessary to get the job done in an exemplary manner. Additional information regarding the budgets and staffing of these sections is provided in CHAPTER II.

### ***~ Application of Local Limits***

The two NBC Wastewater Treatment Facilities have separate and distinct local limits designed to protect each wastewater treatment facility from pass-through and interference, ensuring the proper operation of the facility, to protect the receiving waters of the state, to protect the sludge quality and to protect the health and safety of NBC workers and the general public. The local limits are rigidly enforced by the NBC Pretreatment Program staff. The NBC routinely reviews influent, effluent, sludge and receiving water analytical data to ensure that the NBC local limits are appropriate for each treatment facility. Based upon this review and on-going studies being conducted by the NBC, the existing local limits are appropriate and enforceable. A review of the local limits and loading evaluations for each NBC plant is provided in CHAPTER V of this report.

During 2004, the NBC was required to submit a final metals compliance report as required by a Consent Agreement with the DEM (RIA-330). This report included a re-evaluation of local limits for both Field's Point and Bucklin Point using the July 2004 EPA Local Limits Development Guidance. Plant data, background loadings, and site-specific metal translators were developed for both facilities to determine local limits that protect plant operations and infrastructure, human health, and the NBC receiving waters, while allowing for the safe disposal of solids extracted for the collection system. The findings of this report indicate that the current local limits are both appropriate and enforceable. In addition, this report details analytical data indicating that the NBC receiving waters are meeting EPA Water Quality Criteria for toxic pollutants, clearly proving that the local limits are adequate for protecting the receiving waters of Narragansett Bay. A review of recommendations from this report is provided in CHAPTER VII.

### *~ Sufficiency of Statutory Authority and Rules and Regulations*

The Narragansett Bay Commission has statutory authority detailed in the State of Rhode Island General Laws, Title 46, Chapter 25 et seq. This legislation permits the NBC to develop, adopt and enforce Rules and Regulations for use of the sewage system. In 2006, the NBC petitioned the DEM to revise the Rules and Regulations. The NBC requested revisions to the Significant Non-Compliance definitions as required by the EPA Pretreatment Streamlining rules as well as voluntary changes outlined by the Streamlining rules. These revisions can be found in Article 2 of the Rules and Regulations. Other revisions concerning the Pretreatment Program were made to clarify existing regulations. In addition, the NBC made minor revisions to the Rules and Regulations regarding sewer connections. The DEM reviewed the submittal and deemed the revisions to be a non-substantial Pretreatment Program modification and approved them. A public hearing on the revisions was held on October 30, 2006. The revised Rules and Regulations became effective on December 20, 2006. The NBC Rules and Regulations satisfy all EPA and DEM requirements and are fully enforceable. The NBC Rules and Regulations are available on-line at [www.narrabay.com](http://www.narrabay.com).

### *~ Evaluation of Recent and Proposed Program Modifications*

The NBC has an approved Enforcement Response Plan (ERP). The initial ERP was approved by the DEM and adopted by the NBC in 1994. This ERP outlined the actions the NBC would take to escalate enforcement against companies violating the NBC Rules and Regulations and the terms of their Wastewater Discharge Permits. Escalated enforcement included the issuance of Administrative Orders.

The NBC evaluated its approach to user compliance since the adoption of the ERP in 1994. This approach is proactive and educational in nature. Many educational programs have been developed and implemented. These programs educate users on the NBC Rules and Regulations, their permit requirements, and assist them to achieve and maintain



compliance. Pretreatment and ESTA staff work together with the implementation of these programs. These programs have been very successful at bringing non-compliant users into compliance and have contributed to the reduction in the number of users in significant non-compliance with NBC and EPA regulations.

Even with the implementation of these proactive, educational programs, the NBC takes non-compliance with its Rules and Regulations very seriously. Therefore, Notices of Violation (NOV) are issued for every violation of the NBC Rules and Regulations and permit requirements. However, escalated enforcement action in the form of an Administrative Order is initiated as necessary to protect the NBC's treatment facilities and subsequently Narragansett Bay. The deferment in the time period before the issuance of an Administrative Order is necessary to allow ESTA staff the opportunity to work with industry to address compliance issues.

Based upon the change in enforcement philosophies, the NBC revised the ERP to accurately reflect the proactive, educational approach. The revision was required by the RIPDES permits issued by the DEM to the NBC in December 2001. The NBC revised the ERP in 2002 to accurately reflect the enforcement protocols followed by the NBC. The final ERP was approved by the DEM in September 2003.

In 2004, the NBC implemented a non-substantial change in the allowable pH limitations for both treatment facilities. The change standardized the pH limitations at both treatment facilities to 5.0 standard units (s.u.) - 11.0 s.u. from 5.0 s.u. - 10.0 s.u. in Field's Point and 5.5 s.u. - 9.5 s.u. in Bucklin Point. The NBC requested this modification in a request to revise the Rules and Regulations. The DEM determined the modification to be a non-substantial program modification and these changes became effective on December 13, 2004.

### *~ Pretreatment Performance Summary Sheets*

The U.S. EPA measures the effectiveness of a Pretreatment Program by tracking routine activities performed by the program. These include the number of users of each type, number of violations cited, number of inspections conducted, number of permits issued, number of sampling events conducted, amount of penalties assessed, etc. This information, commonly referred to as "the bean counts" are provided in the Pretreatment Performance Summary Sheets. The Pretreatment Performance Summary Sheets, one for each NBC sewage district, are provided in TABLES 3 and 5 and detail the 2007 accomplishments of the NBC Pretreatment, Environmental Monitoring, and Enforcement Programs. In early 2008, the EPA revised the Pretreatment Performance Summary Sheet. The revised summary sheets can be found in TABLES 4 and 6.

**TABLE 3****NARRAGANSETT BAY COMMISSION****FIELD'S POINT DISTRICT****PRETREATMENT PERFORMANCE SUMMARY SHEET****1. General Information**

<b>Control Authority Name</b>	Narragansett Bay Commission
<b>Address</b> (treatment facility)	2 Ernest Street, Providence, RI 02905
(main office)	1 Service Road, Providence, RI 02905
(pretreatment office)	2 Ernest Street, Providence, RI 02905
<b>Contact Persons</b>	Raymond Marshall, P.E. , Executive Director
	Thomas P. Uva, PP&R Director
	Kerry M. Britt, Pretreatment Manager
<b>Contact Telephone</b>	(401) 461-8848
<b>RIPDES Number</b>	RI 0100315
<b>Reporting Period</b>	January 1, 2007 - December 31, 2007
<b>Total Categorical Industrial Users</b> as of the date of this report (throughout the reporting period)	45 (46) (See Note 1)
<b>Total Significant Non-Categorical IUs</b> as of the date of this report (throughout the reporting period)	9 (11) (See Note 1)
<b>Total # Significant Industrial Users (SIUs)</b>	56 (57) (See Note 1)

**2. Significant Industrial User (SIU) Compliance**

	<b>Significant Industrial Users</b>	
	<b>Categorical</b>	<b>Non-Categorical</b>
1. # Of SIUs Submitting BMRs/# Required	15/15	3/3
2. # Of SIUs Submitting 90-Day Compliance Reports/# Required	0/0	0/0
3. # Of SIUs in SNC with Pretreatment Compliance Schedule/ # Required To Meet Schedule	0/0	0/0
4. # Of SIUs In Significant Noncompliance With Self Monitoring Reporting Requirements and have not returned to compliance	0	0
5. # Of SIUs in SNC for Violating Effluent or Reporting Requirements and have <u>Not</u> had Adequate Enforcement Action by POTW	0	0
6. # Of SIUs in SNC with Reporting Requirements <u>At End</u> of Report Period	0	0
7. # Of SIUs in SNC With Effluent Requirements <u>At End</u> of Report Period	0	0

**TABLE 3**  
**(continued)**  
**NARRAGANSETT BAY COMMISSION**  
**FIELD'S POINT DISTRICT**  
**PRETREATMENT PERFORMANCE SUMMARY SHEET**

**3. Compliance Monitoring Program**

	<b>Significant Industrial Users</b>	
	<b>Categorical</b>	<b>Non-Categorical</b>
1. # Of Control Documents Issued/# Required	23/23	3/3
2. # Of SIUs Without Active (Expired) Permits	0	0
3. # Of SIUs With Permits Expired For 180 Days Or More	0	0
4. # Of Non-Sampling Inspections Conducted	220	35
5. # Of Sampling Visits Conducted	97	23
6. # Of Facilities Inspected (Nonsampling)	46	11
7. # Of Facilities Sampled	46	11
8. # Of SIUs (Both) Not Inspected And Not Sampled By POTW In Past 12 Months	0	0
9. # Of SIUs Not Sampled/Not Inspected By POTW In Past 12 Months	0/0	0/0
10. # Of SIUs in SNC with Self Monitoring and Not Inspected and Not Sampled in the Past 12 Months	0	0

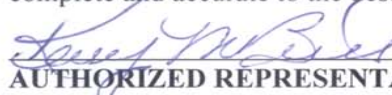
**TABLE 3**

(continued)

**NARRAGANSETT BAY COMMISSION****FIELD'S POINT DISTRICT****PRETREATMENT PERFORMANCE SUMMARY SHEET****4. Enforcement Actions**

	Significant Users			Total All Users
	Categorical	Non-Categorical	Non-Significant	
1. Compliance Schedules Issued	0	0	0	0
2. Notices Of Violation Issued	346	14	872	1,232
3. Admin. Orders Issued	0	0	1	1
4. Combined Total Of Administrative Orders and Notices of Violation	346	14	873	1,233
5. Civil Suits Filed	0	0	0	0
6. Criminal Suits Filed	0	0	0	0
7. Combined Total of Civil and Criminal Suits	0	0	0	0
8a. Published IUs in SNC (See Newspaper Notice in Enforcement Chapter)	2	0	5	7
8b. Rate of IUs in SNC	2/46 = 4.3%	0/0 = 0%	N/A	N/A
9a. Amount Of Penalties Collected (Total Dollars/IUs Assessed)	\$0/0	\$0/0	\$7,500/1	\$7,500/1
9b. Amount Of Penalties Assessed (Total Dollars/IUs Assessed)	\$0/0	\$0/0	\$0/0	\$0/0
10. # of IUs Subject to Any Enforcement Action	42	7	347	396
11. Other Actions (Permit Suspensions, Sewer Bans, Etc.)	0	0	0	0

I certify that the information contained in the Pretreatment Performance Summary Sheet is complete and accurate to the best of my knowledge.

  
 AUTHORIZED REPRESENTATIVE

*March 15, 2008*  
 DATE

**TABLE 3**  
**(continued)**  
**NARRAGANSETT BAY COMMISSION**  
**FIELD'S POINT DISTRICT**  
**PRETREATMENT PERFORMANCE SUMMARY SHEET**

**Notes Regarding the Pretreatment Performance Summary Sheets**

Note 1:           Numbers in parentheses () reflect totals for users classified as significant for some time during the reporting period. Some of these companies are no longer classified as SIUs since they may have changed process operations eliminating discharges to the sewer.

**TABLE 4**

**NARRAGANSETT BAY COMMISSION**

**FIELD'S POINT DISTRICT**

**REVISED PRETREATMENT REPORT SUMMARY SHEET**

**January 1, 2007 through December 31, 2007**

POTW Name:	Narragansett Bay Commission (NBC)
NPDES Permit #:	RI0100315
Pretreatment Report Period Start Date:	January 1, 2007
Pretreatment Report Period End Date:	December 31, 2007
# of Significant Industrial Users (SIUs):	56 (57) (See Note 1)
# of SIUs Without Control Mechanisms:	0
# of SIUs not Inspected:	0
# of SIUs not Sampled:	0
# of SIUs in Significant Noncompliance (SNC) with Pretreatment Standards:	1
# of SIUs in SNC with Reporting Requirements:	1
# of SIUs in SNC with Pretreatment Compliance Schedule:	0
# of SIUs in SNC Published in Newspaper:	2
# of SIUs with Compliance Schedules:	0
# of Violation Notices Issued to SIUs:	360
# of Administrative Orders Issued to SIUs:	0
# of Civil Suits Filed Against SIUs:	0
# of Criminal Suits Filed Against SIUs:	0
# of Categorical Industrial Users (CIUs):	45 (46) (See Note 1)
# of CIUs in SNC:	2
<u>Penalties</u>	
Total Dollar Amount of Penalties Collected:	\$0
# of IUs from which Penalties have been collected:	0

**TABLE 4**

(continued)

**NARRAGANSETT BAY COMMISSION**

**FIELD'S POINT DISTRICT**

**REVISED PRETREATMENT REPORT SUMMARY SHEET**

**January 1, 2007 through December 31, 2007**

Local Limits

Date of Most Recent Technical Evaluation of Local Limits: September 30, 2004

Date of Most Recent Adoption of Technically Based Local Limits: 1987

<b>Pollutant</b>	<b>Limit (mg/l)</b>	<b>MAHL (lb/day) (See Note 2)</b>
Cadmium	0.11	6.1
Chromium	2.77	102.2
Copper	1.20	46.3
Lead	0.60	23.4
Mercury	0.005	0.5
Nickel	1.62	57.9
Silver	0.43	10.8
Zinc	2.61	137.0
Cyanide	0.58	2.4
Selenium	-	436.5
Arsenic	-	2.5

Note 1: Numbers in parentheses ( ) reflect totals for users classified as significant for some time during the reporting period. Some of these companies are no longer classified as SIUs since they may have changed process operations eliminating discharges to the sewer.

Note 2: MAHL values were recalculated as a part of the Local Limits Re-evaluation that was submitted to the Rhode Island Department of Environmental Management in September 2004.

**TABLE 5**  
**NARRAGANSETT BAY COMMISSION**  
**BUCKLIN POINT DISTRICT**  
**PRETREATMENT PERFORMANCE SUMMARY SHEET**

**1. General Information**

<b>Control Authority Name</b>	Narragansett Bay Commission
<b>Address</b> (treatment facility)	102 Campbell Avenue, East Providence, RI 02916
(main office)	1 Service Road, Providence, RI 02905
(pretreatment office)	2 Ernest Street, Providence, RI 02905
<b>Contact Persons</b>	Raymond Marshall, P.E. , Executive Director
	Thomas P. Uva, PP&R Director
	Kerry M. Britt, Pretreatment Manager
<b>Contact Telephone</b>	(401) 461-8848
<b>RIPDES Number</b>	RI 0100072
<b>Reporting Period</b>	January 1, 2007 - December 31, 2007
<b>Total Categorical Industrial Users</b> as of the date of this report (throughout the reporting period)	33 (34) (See Note 1)
<b>Total Significant Non-Categorical IUs</b> as of the date of this report (throughout the reporting period)	13
<b>Total # Significant Industrial Users (SIUs)</b>	46 (47) (See Note 1)

**2. Significant Industrial User (SIU) Compliance**

	<b>Significant Industrial Users</b>	
	<b>Categorical</b>	<b>Non-Categorical</b>
1. # Of SIUs Submitting BMRs/# Required	9/9	2/2
2. # Of SIUs Submitting 90-Day Compliance Reports/# Required	1/1	1/1
3. # Of SIUs in SNC with Pretreatment Compliance Schedule/ # Required To Meet Schedule	0/0	0/0
4. # Of SIUs In Significant Noncompliance With Self Monitoring Reporting Requirements and have not returned to compliance	0	0
5. # Of SIUs in SNC for Violating Effluent or Reporting Requirements and have <u>Not</u> had Adequate Enforcement Action by POTW	0	0
6. # Of SIUs in SNC with Reporting Requirements <u>At</u> <u>End</u> of Report Period	0	0
7. # Of SIUs in SNC With Effluent Requirements <u>At</u> <u>End</u> of Report Period	0	0



**TABLE 5**  
(continued)

**NARRAGANSETT BAY COMMISSION**  
**BUCKLIN POINT DISTRICT**

**PRETREATMENT PERFORMANCE SUMMARY SHEET**

**3. Compliance Monitoring Program**

	<b>Significant Industrial Users</b>	
	<b>Categorical</b>	<b>Non-Categorical</b>
1. # Of Control Documents Issued/# Required	7/7	3/3
2. # Of SIUs Without Active (Expired) Permits	0	0
3. # Of SIUs With Permits Expired For 180 Days Or More	0	0
4. # Of Non-Sampling Inspections Conducted	184	78
5. # Of Sampling Visits Conducted	78	35
6. # Of Facilities Inspected (Nonsampling)	34	13
7. # Of Facilities Sampled	34	13
8. # Of SIUs (Both) Not Inspected And Not Sampled By POTW In Past 12 Months	0	0
9. # Of SIUs Not Sampled/Not Inspected By POTW In Past 12 Months	0/0	0/0
10. # Of SIUs in SNC with Self Monitoring and Not Inspected and Not Sampled in the Past 12 Months	0	0

**TABLE 5**  
(continued)

**NARRAGANSETT BAY COMMISSION**

**BUCKLIN POINT DISTRICT**

**PRETREATMENT PERFORMANCE SUMMARY SHEET**

**4. Enforcement Actions**

	Significant Users		Non-Significant	Total All Users
	Categorical	Non-Categorical		
1. Compliance Schedules Issued	0	0	0	0
2. Notices Of Violation Issued	179	72	421	672
3. Admin. Orders Issued	1	0	0	1
4. Combined Total Of Administrative Orders and Notices of Violation	180	72	421	673
5. Civil Suits Filed	0	0	0	0
6. Criminal Suits Filed	0	0	0	0
7. Combined Total of Civil and Criminal Suits	0	0	0	0
8a. Published IUs in SNC (See Newspaper Notice in Enforcement Chapter)	3	2	4	9
8b. Rate of IUs in SNC	3/33 = 9.1%	2/13 = 15.4%	N/A	N/A
9a. Amount Of Penalties Collected (Total Dollars/IUs Assessed)	\$2,000/1	\$0/0	\$0/0	\$2,000/1
9b. Amount of Penalties Assessed (Total Dollars/IUs Assessed)	\$109,500/1	\$0/0	\$0/0	\$109,500/1
10. # of IUs Subject to Any Enforcement Action	32	9	183	224
11. Other Actions (Sewer Bans, Etc.)	0	0	0	0

I certify that the information contained in the Pretreatment Performance Summary Sheet is complete and accurate to the best of my knowledge.

  
 AUTHORIZED REPRESENTATIVE

*March 15, 2008*  
 DATE

**TABLE 5**

**(continued)**

**NARRAGANSETT BAY COMMISSION**

**BUCKLIN POINT DISTRICT**

**PRETREATMENT PERFORMANCE SUMMARY SHEET**

**Notes Regarding the Pretreatment Performance Summary Sheets**

Note 1: Numbers in parentheses () reflect totals for users classified as significant for some time during the reporting period. Some of these companies are no longer classified as SIUs since they may have changed process operations eliminating discharges to the sewer.

**TABLE 6**

**NARRAGANSETT BAY COMMISSION  
BUCKLIN POINT DISTRICT  
REVISED PRETREATMENT REPORT SUMMARY SHEET**

**January 1, 2007 through December 31, 2007**

POTW Name:	Narragansett Bay Commission (NBC)
NPDES Permit #:	RI0100072
Pretreatment Report Period Start Date:	January 1, 2007
Pretreatment Report Period End Date:	December 31, 2007
# of Significant Industrial Users (SIUs):	45 (47) (See Note 1)
# of SIUs Without Control Mechanisms:	0
# of SIUs not Inspected:	0
# of SIUs not Sampled:	0
# of SIUs in Significant Noncompliance (SNC) with Pretreatment Standards:	5
# of SIUs in SNC with Reporting Requirements:	4
# of SIUs in SNC with Pretreatment Compliance Schedule:	0
# of SIUs in SNC Published in Newspaper:	5
# of SIUs with Compliance Schedules:	0
# of Violation Notices Issued to SIUs:	300
# of Administrative Orders Issued to SIUs:	1
# of Civil Suits Filed Against SIUs:	0
# of Criminal Suits Filed Against SIUs:	0
# of Categorical Industrial Users (CIUs):	31 (32) (See Note 1)
# of CIUs in SNC:	
<u>Penalties</u>	
Total Dollar Amount of Penalties Collected:	\$2,000.00
# of IUs from which Penalties have been collected:	1

**TABLE 6**

**(continued)**

**NARRAGANSETT BAY COMMISSION**

**BUCKLIN POINT DISTRICT**

**REVISED PRETREATMENT REPORT SUMMARY SHEET**

**January 1, 2007 through December 31, 2004**

Local Limits

Date of Most Recent Technical Evaluation of September 30, 2007

Local Limits:

Date of Most Recent Adoption of

Technically Based Local Limits: 1991

<b>Pollutant</b>	<b>Limit (mg/l)</b>	<b>MAHL (lb/day) (See Note 2)</b>
Cadmium	0.11	1.4
Chromium	2.77	28.6
Hexavalent Chromium	-	51.3
Copper	1.20	8.0
Lead	0.69	7.5
Mercury	0.06	0.03
Nickel	1.62	3.6
Silver	0.40	1.1
Zinc	1.67	45.2
Cyanide	0.50	0.3
Selenium	0.40	1.7
Arsenic	0.20	0.68

Note 1: Numbers in parentheses () reflect totals for users classified as significant for some time during the reporting period. Some of these companies are no longer classified as SIUs since they may have changed process operations eliminating discharges to the sewer.

Note 2: MAHL values were recalculated as a part of the Local Limits Re-evaluation that was submitted to the Rhode Island Department of Environmental Management in September 2004.

## *II. PROGRAM ADMINISTRATION*

## **RIPDES Permit Numbers**

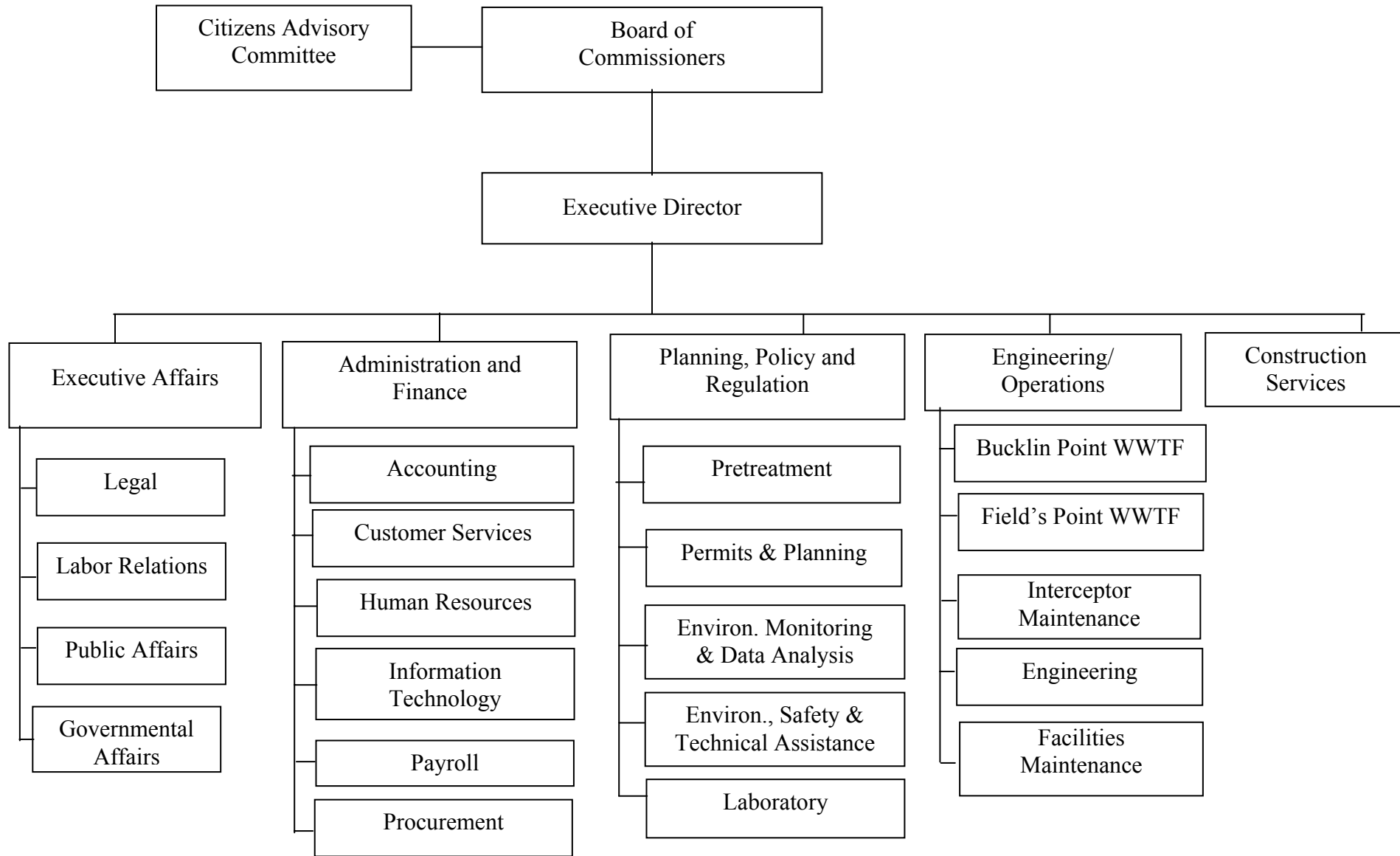
On September 30, 1992, the Rhode Island Department of Environmental Management, (DEM) Office of Water Resources issued RIPDES permit number RI 0100315 to the NBC for its Field's Point Wastewater Treatment Facility. This permit became effective on October 30, 1992 and superseded the permit issued on April 4, 1979. The Narragansett Bay Commission RIPDES permit number for the Bucklin Point Wastewater Treatment Facility is RI 0100072. This permit was issued on January 2, 1991 to the former Blackstone Valley District Commission. On December 31, 2001, the RI DEM issued new RIPDES permits for the two NBC wastewater treatment facilities. The NBC had appealed several conditions of these permits and worked with the DEM throughout 2003 to resolve issues of concern. A Consent Agreement, RIA-330, resolving the appealed conditions was signed by both parties and issued by the DEM in January 2004. In June 2006 Consent Agreements (CA) were issued by the DEM to both NBC facilities. The CAs imposed nutrient limitations for Field's Point and more stringent nutrients discharge limitations for the Bucklin Point. Both CAs detail requirements which the NBC must satisfy in order to achieve compliance with the limitations, and impose interim limitations until such requirements are implemented.

## **Personnel**

At the Narragansett Bay Commission, the control and reduction of toxic and nuisance discharges to the sewer system is a team effort consisting of staff from all sections of the Division of Planning, Policy & Regulation (PP&R) of the NBC. The PP&R team works closely with and relies upon the resources of many other NBC Sections to achieve its goal of protecting the two NBC treatment facilities and Narragansett Bay, from the wastewater operators that report unusual influents to the legal staff that initiates enforcement actions against violators. The organizational plan of the NBC is provided in FIGURE 2, while the organizational plan of the PP&R Division is provided in FIGURE 3.

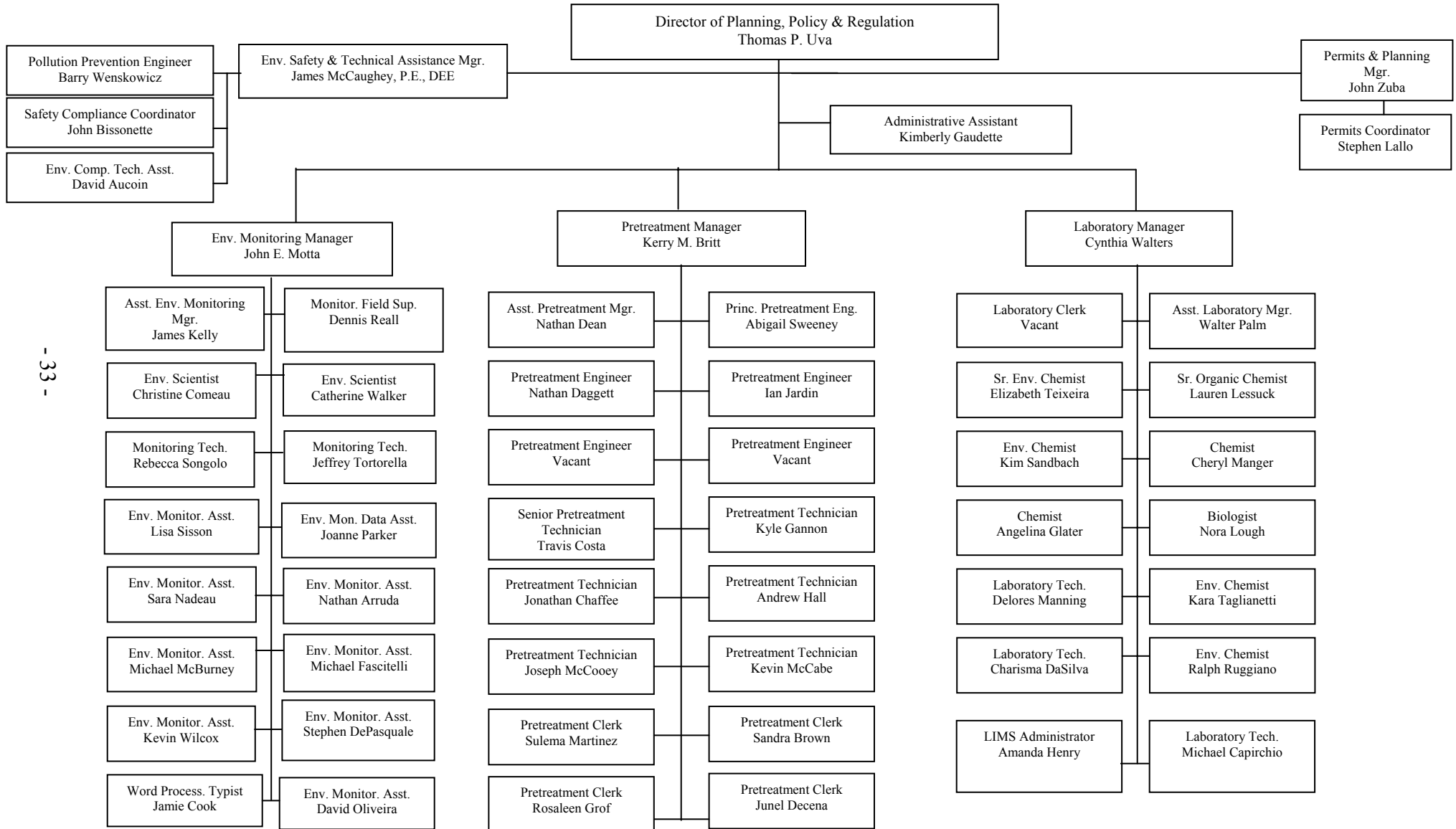
The PP&R Division consists of the Pretreatment Section, Environmental, Safety & Technical Assistance (ESTA) Section, Permits & Planning Section, Environmental Monitoring & Data Analysis Section (EMDA), and the Laboratory Section. The PP&R Division is charged with developing, implementing, and performing source reduction and control activities and programs for the NBC. The Pretreatment Section works to control the discharge of toxics through regulatory and user educational mechanisms, while the ESTA Section achieves pollutant reduction outcomes through user education efforts and by providing free technical assistance. Both sections rely heavily upon the services and expertise of the EMDA and Laboratory Sections. The EMDA Section conducts user, river, treatment facility, and manhole monitoring activities and is responsible for logging and reviewing data reported on samples analyzed by the NBC Laboratory Section.

**FIGURE 2**  
**Narragansett Bay Commission**





**FIGURE 3**  
**Narragansett Bay Commission**  
**Division of Planning, Policy & Regulation**  
**December 31, 2007**



During 2007, there were five personnel changes within the Pretreatment Section. In January 2007 Paula Davison vacated her position as a Pretreatment Engineer for a position in another state. This vacant Pretreatment Engineer position was filled by Nathan Daggett in June 2007. In March 2007 Gregory Myers vacated his position as a Pretreatment Engineer for a position in the private sector. At this time the needs of the section were reevaluated. It was determined to reclassify this vacant Pretreatment Engineering position to a Senior Pretreatment Technician position. The newly created position was filled by Travis Costa in August 2007 leaving a vacant Pretreatment Technician position. This vacant Pretreatment Technician position was filled by Jonathan Chaffee in October 2007.

During 2007, there were several personnel changes in the EMDA Section. In April 2007 Jennifer Cragan vacated her position as an Environmental Scientist to take a position in the private sector. The vacant Environmental Scientist position was filled by Christine Comeau in July 2007. In April 2007 Richard Johnson retired from his Environmental Monitoring Assistant position. Lisa Sisson filled this vacant Environmental Monitoring Assistant position in June 2007. In May 2007 Marcos Quinones vacated his Environmental Monitoring Assistant position to fill a vacant position in the Field's Point Operations Section. This vacant Environmental Monitoring Assistant position was filled by Michael McBurney in July 2007. In October 2007 Jonathan Chaffee was promoted to a Pretreatment Technician position leaving a vacant Environmental Monitoring Assistant position. This vacant Environmental Monitoring Assistant position was filled by Nathan Arruda in December 2007.

There were several personnel changes in the Laboratory Section during 2007. In February 2007 Barry Udelson vacated his Laboratory Technician position. This vacant Laboratory Technician position was filled by Michael Capirchio in April 2007. Jody Knowlton vacated her Technical Database Coordinator position in April 2007 for a position in private industry. The specifications and responsibilities of this position were reevaluated at that time and due to this reevaluation, the title of this position was changed to LIMS Administrator to accurately reflect the responsibilities of the position. Amanda Henry was promoted to fill this position leaving a vacant Laboratory Technician position. In June 2007 Janet Luu vacated her Laboratory Technician position. The two vacant Laboratory Technician positions were filled in July 2007 by Charisma DaSilva and Delores Manning. In October 2007 Linda Michel retired from her Laboratory Clerk position. This position will be filled in early 2008.

There were no personnel changes in either the ESTA or Permits & Planning Sections during 2007.

## **Staff Training**

The NBC provides extensive training to its employees and has a tuition reimbursement program to assist employees in furthering their education. During 2007, various personnel received training by attending seminars and classes in many areas including safety, technical and office productivity.

The NBC places a high value on the safety of its employees to that end safety training is provided to all personnel. The following lists the safety trainings provided in 2007.

- Air Monitoring Equipment
- CPR/AED Training
- Defensive Driving
- Emergency Action Plans
- Environmental Health & Safety Awareness
- Facility Action Plans
- Fire Safety
- First Aid
- Healthy Back
- Occupational Hearing Safety
- Permit Required Confined Space
- Supervisor Safety Awareness
- Survival Suit Training
- Violence Risk Reduction

To ensure that staff can adequately perform their job functions technical training is provided. Staff often suggests topics for training. The following is a list of the technical trainings provided to Pretreatment, EMDA, ESTA and Laboratory personnel during 2007.

- ArcGIS
- Interdepartmental Training
- Pretreatment 101
- Pretreatment Letter and Memo Writing
- Spill Response and Tracking
- Zero Discharge Company Regulation
- YSI Sonde and Equipment Training
- Sampling Pitfalls
- Basic Wastewater Treatment
- Proper Disposal of Pharmaceutical Drugs
- Development of O&G Local Limits
- Arsenic Removal Systems
- Membrane Filtration for Gas Clean-Up
- Hurricane Preparedness
- EcoWatch Communication
- Chemical Inventory Management
- FEI's Phnom Electron Microscopy
- Restek Scientific Chromatography
- Thermo Scientific GC/Ms Systems
- Identification of Filamentous Organism in Activated Sludge
- Storm Water Low Impact Design



*Pretreatment Staff participating in the annual Spill Tracking Drill*

PP&R staff are encouraged to attend conferences and workshops to educate themselves on current and emerging issues in the wastewater and environmental fields. The technical conferences and workshops that were attended in 2007 are as follows:

- 2007 NACWA Pretreatment and Pollution Prevention Conference
- 2007 EPA - New England Regional Pretreatment Coordinators Conference
- Compounds of Emerging Concern Symposium/Industrial Water Quality 2007 Conference
- City of Providence Emergency Response
- RIGIS Workshop
- ERF Conference
- Urban Rivers Conference
- LIMS in Water/Wastewater: keeping Laboratories Ahead of the Curve to meet Regulations
- Asset Management for Lab Equipment
- 2007 NEWEA Annual Conference
- NEWEA Spring Conference
- Wind Forum
- EPCRA Workshop
- North East Sustainable Energy Association Conference
- Energy Summit
- TR-55 Storm Water Modeling Workshop
- RI Construction Safety Conference
- WEFTEC 2007
- Offshore Wind Seminar
- EBC Wind Turbines
- EPA Energy Management for POTWs

In order to ensure productivity remains efficient and of high quality, staff participate in many administrative trainings. The trainings that staff participated in during 2007 are as follows:

- Excel Level I
- Intermediate Microsoft
- Baynet & Helpdesk
- Web & Internet Email
- Basic Grammar
- Hansen Work Order System Training
- Keyboarding
- PDF Creator
- Advanced MS Office Training
- How to Supervise People
- Leadership for Women
- Public Speaking
- Civil Rights & Sexual Harassment Orientation
- Lab Vantage Workshop
- Business Objects
- Successful Solutions for Unacceptable Behavior
- Satisfying Internal Customers

The NBC provides a tuition reimbursement program to encourage its employees to further their education. The college courses that staff attended during 2007 are as follows:

- Elementary Algebra
- Managing Information Systems
- Mastering Strategic Analysis
- Value Formation through Operations
- Research Methods in Marine Affairs
- Human Responses to Coastal Hazards & Disasters
- Marine Affairs Seminar
- Non-Profit Financial Management



*Staff Participating 40 hr HAZWOPER Training*

The NBC provides 40 Hour HAZWOPER training to all new Pretreatment, ESTA and EMDA personnel. The 40 hour training program is required by OSHA of all emergency response personnel that may be first responders to chemical spills or who may work at hazardous waste sites. This training includes hands-on use of Self-Contained Breathing Apparatus (SCBA) equipment, respirators, personal protective equipment, air and water monitoring equipment, etc. Staff members were instructed in First Aid, CPR, confined space entry, hazardous waste handling, toxicology and spill and hazardous waste site control and coordination.

An eight hour HAZWOPER recertification training session is provided annually to Pretreatment, EMDA, and ESTA personnel that have previously completed the 40-hour HAZWOPER training program. The eight hour recertification training session is required by OSHA annually as a refresher class. During 2003, the NBC began conducting the eight hour HAZWOPER Recertification Training in house. The recertification program consists of many sessions, such as confined space entry, spill tracking, boom deployment, personal protective equipment, basic chemistry, use of air monitoring equipment, CPR/AED and first aid. The training sessions are held throughout the year. This in-house method of training is a more comprehensive program that is better suited to the NBC's needs.



*EMDA staff deploy a boom at the Bucklin Point Outfall.*

## **NBC Toxics Reduction, Control and Monitoring Program Budgets**

The NBC is committed to protecting the two wastewater treatment facilities and Narragansett Bay from toxic discharges. This pledge to protect the environment is evidenced by the NBC's continued commitment to ensure adequate staffing and funding levels for the PP&R Division as necessary to ensure environmental protection. The PP&R Division budget for fiscal year 2008 (FY08) was \$4,423,127. The FY08 PP&R Division budget allocated \$3,716,966 or 84.0% to personnel costs.

The approved FY08 Pretreatment budget was \$951,048, a 4.4% decrease from the prior year's budget. This decrease was attributable to the absence of purchases of capitalized items. The FY08 Pretreatment budget allocated 95.1% to personnel costs or \$913,495.

The budget for the EMDA Section in FY08 was \$1,277,615, of which 85.3% or \$1,089,340 was attributed to personnel expenses. The FY08 EMDA budget increased by 4.1%, or \$50,565, from the previous year.

The ESTA budget for FY08 was \$329,143, an increase of \$16,067 from the FY07 budget of \$313,076. The approved FY08 Laboratory budget was \$1,503,568, an increase of 5.4% or \$76,708 from the previous year. The approved FY08 Permits & Planning budget was \$361,753. Personnel costs associated with the ESTA, Laboratory and Permits & Planning Sections budgets were 93.8%, 70.3% and 96.4% respectively.

In 1983, the R.I. General Assembly passed Public Law 1983, Chapter 235 which required that the NBC begin direct billing of sewer users effective July 1, 1985 and that all sewer use rates be subject to review and approval by the RI Public Utilities Commission (PUC). In accordance with an order from the PUC, 100% of the Pretreatment Program budget is recovered from permit fees. On July 1, 1995, a new permit fee rate structure approved by the PUC became effective to ensure recovery of these costs. These rates were increased in 2003 in accordance with a PUC Rate hearing. This permit fee rate structure is provided in CHAPTER III.

## **Pretreatment Information Management Computer System**

Since 1987, the NBC has entered into numerous contracts with Digital Equipment Corporation (DEC) to develop software for the Industrial Pretreatment Program. To this date, the NBC has spent approximately \$115,000 on pretreatment software development through this private consultant. The Pretreatment Information Management Computer System was a networked computer system with inquiry access available to all Sections of the NBC via desktop computer terminals.

In late 1999, the NBC began to investigate the conversion of the pretreatment software package to a Graphical User Interface (GUI) system and to enhance the software to perform additional functions. The conversion of the pretreatment software package from a Character Based Legacy system to a GUI system allowed for improved functionality within the PC office environment utilized throughout the NBC. The GUI pretreatment software was completely developed in-house by the NBC Information Technology (IT) Section and was put on line during 2004. User Wastewater Discharge Permits and Zero Process-Sanitary Discharge Permits are now uploaded to the Pretreatment System and can be viewed on all desktop computers. The software also allows entry of photographs of users' sampling locations, pretreatment systems and surveillance manholes to be uploaded to the system. This software was used in parallel to the existing software throughout 2004 to ensure it was performing in the same manner as the old system. In May 2005 the old Pretreatment Software was taken off line. The new pretreatment software will interface directly with the NBC Laboratory's Laboratory Information Management System (LIMS), allowing improved sample tracking and faster reporting of analytical results, and will eventually be able to interface with a Geographic Information System (GIS) presently under development at the NBC. It currently interfaces with the Customer Service software which was also developed by NBC IT Staff.

The Pretreatment software system was developed to track the requirements specified by the DEM in the RIPDES permits issued to the NBC.

The Pretreatment software package has the following capabilities:

- Ability to track users in multiple drainage districts with different local limits and analyze the user data either separately or collectively;
- Ability to create a file for each user which contains information pertinent to the user such as company name, address, permit number, company contacts, compliance status, solvents and chemicals used, user classification, user category, water usage, permit history, inspection history, the key manhole that the user discharges to, sample locations, monitoring requirements, reporting requirements, etc.;
- Automatically generate form letters, based on data entered into the system, to notify users that are not meeting standards or have failed to submit monitoring results;
- Subroutines that summarize compliance monitoring and other user requirements and print the data in a format suitable for inclusion in the annual report;
- Maintain a user requirements file for tracking of user compliance with administrative orders, compliance schedules, submittal due dates, and other requirements that are issued to users to ensure that user requirements are met on time. Notice of Violation letters are generated automatically to notify the user of noncompliance with specified deadlines;

- Ability to maintain files of NBC and EPA pretreatment standards and compare monitoring results with these standards to automatically generate a Notice of Violation form letter notifying user of Failure to Meet Standards;
- Subroutines to review files of monitoring data to determine a user's compliance with standards for any time period specified. These subroutines are used to determine the "List of Firms in Significant Non-Compliance" for exceeding discharge standards 66% of the time or the EPA TRC value of 1.2 times the standard 33% of the time;
- Ability to send out mailings to specific users or various categories or classifications of users to notify them of changes in standards, requirements, etc.;
- Subroutines that allow input, output, tracking and maintenance of a list of all inspections performed and the type of the inspection conducted for any specified reporting period;
- Ability to run an "EPA Counts" program that will review and analyze all user data for any specified time period and print out pertinent data that must be routinely reported to the EPA and the local control authority;
- Subroutines that track worker performance, such as number of inspections and meetings conducted, permits written, number of active assigned users, and the number of days required by the worker to process user submittals;
- Ability to enter industrial and sanitary manhole monitoring data and create reports based upon this data;
- Ability to track and print out any changes in user classification from significant to non-significant status or visa versa, the date of the change, and the engineer that made the change;
- Ability to print out a report of all companies with the number of batch, non-batch, and pH violations for any specified reporting period;
- Ability to print out a list of all companies indicating the number of months since the last sampling or non-sampling inspection;
- Subroutines that track the number of user parameter violations and analyze and track pollutant loadings for various classes of users.

The Pretreatment and IT Sections continue develop subroutines to provide more comprehensive reports.



## **Public Information and Education Methods**

One of the most effective means of ensuring user compliance is through continued user education regarding environmental problems, NBC programs and ever-changing regulations. The NBC is committed to user education and public information. The NBC Public Affairs Office, in conjunction with the staffs of the ESTA and Pretreatment Sections continually inform users of various NBC activities. The Commission uses several means for providing public education about the goals, requirements, and accomplishments of the NBC source reduction and control programs. These include the following:

- Mailings to users informing them of pretreatment requirements;
- Newspaper and Magazine Articles, Public Notices, and the NBC Newsletter;
- Development and distribution of educational fact sheets and technical bulletins;
- Public Meetings, Workshops, and Hearings;
- Displays at Public Events;
- The NBC's Citizens Advisory Committee.

During the past twelve months, the Commission used all of these means to keep users and the community informed of the requirements, activities and accomplishments of the NBC source reduction and control program. Activities in each of the above-listed categories are described in the following paragraphs.

### **Mailings**

During 2007, the NBC sent nine informational form letters to various categories of regulated users located within the NBC districts. The first informational letter was sent on February 15, 2007 to Bucklin Point Significant Industrial Users (SIU) to educate them the Bucklin Point plant had been upgraded to include nutrient removal. It also informed them the NBC would be collecting samples for a study to determine nutrient loadings from industrial sources.

The second letter was issued on March 5, 2007. This letter was issued to all users who were published in the Providence Journal on March 1, 2007 for being in Significant Non-Compliance (SNC) for the reporting period October 1, 2005 through December 31, 2006 as mandated by EPA regulations. The letter included an invoice to be paid by the user for its share of the cost to publish the notice.

The third informational form letter was sent to all SIUs on March 14, 2007 and notified the users that they were classified by the NBC as SIUs. The form letter is issued annually to remind the SIUs of their reporting requirements outlined in 40 CFR §403.12.

The fourth informational letter was sent to all industrial users on March 26, 2007 and notified the users of the EPA SNC criteria which is used by the NBC. The letter explained the NBC's permit and reporting requirements.

The fifth form letter was issued to all industrial users on May 9, 2007 notifying them that prohibited substances should not be discharged to the NBC sewer system during the summer shut down and clean up period. The letter warned users that civil and criminal penalties would be strictly enforced against violators caught illegally dumping.

The sixth informational letter was sent on December 5, 2007 to all industrial users. The letter reminded the industrial users to manage and dispose of wastes properly during the holiday shut down and wished them a happy holiday season.

The seventh informational letter was issued on December 6, 2007 to all permitted septage haulers informing them the time restriction for dumping loads exceeding 4,500 gallons at the Lincoln Septage Receiving Station had been rescinded.

The eighth informational letter was issued to hotels and motels in the NBC service districts. The letter educated this class of users about the Narragansett Bay Commission and the requirement to apply for a Wastewater Discharge Permit.

The ninth and final form letter was issued to all permitted septage haulers on December 15, 2007 to transmit vehicle identification stickers and to notify the haulers that discharges would not be permitted without a valid sticker.

Copies of these nine informational letters are provided in ATTACHMENT VOLUME I SECTION 1.

### **Newspaper and Magazine Articles, Public Notices and the NBC Newsletter**

The NBC routinely issues press releases on its activities and discusses events relating to pretreatment and other environmental matters with reporters. Articles pertaining to the NBC have appeared in newspapers and magazines over the past year relating to:

- Educational workshops, meetings and articles by the NBC ESTA and Pretreatment Programs;
- Articles regarding NBC personnel;
- NBC Progress on Combined Sewer Overflow (CSO) project;
- Public and community outreach projects;
- Capital Improvements for NBC facilities;

- Water Quality;
- Permitting Issues
- Energy Projects.

Copies of each of the aforementioned newspaper and magazine articles are provided in ATTACHMENT VOLUME I, SECTION 1. The NBC also published numerous Public Notices regarding the following topics:

- Public Notice listing the names of firms in Significant Non-Compliance;
- Public Notice listing the names of Significant Industrial Users in Perfect Compliance;
- Public Notice of prohibition of concentrated discharges from industries during their annual summer vacation shutdown and clean-up period;
- Public Notice announcing the NBC Environmental Merit and Regulatory Compliance Award winners;
- Public Notice to remind industry of the need to obtain a sewer connection permit;
- Public Notices of Rate Filing and Public Hearings regarding various NBC projects and informational meetings.

In addition to public notices, newspaper and magazine articles, the NBC also publishes notices requesting proposals and qualifications, issues press releases, publishes a quarterly newsletter which is sent to all permitted users, and develops educational brochures and fact sheets. The NBC newsletter informs the users of various NBC activities including: improvements at the treatment facilities, billing activities, reductions in toxic loadings, water conservation, and pollution prevention. Copies of the 2007 public notices and NBC newsletters are included in ATTACHMENT VOLUME I, SECTION 1.

### **Public Relations & Outreach Events**

Public participation and outreach has played an essential part of fulfilling the challenging goal of increasing public awareness and understanding of wastewater treatment. A summary of this year's highlights include:

- *Facility Tours* – In 2007, over 2000 visitors took a complimentary tour of the NBC's wastewater treatment facilities. These visitors ranged from school children to university students to engineers. To make the tours even more accessible to area students, the NBC offered school bus scholarships to help defray transportation costs for schools in the NBC service district.

- *Reclaiming an Urban Resource: The Woonasquatucket River Restoration Initiative* – On April 25, 2007, Earth Day, the NBC sponsored a large river clean-up on the Woonasquatucket River, an American Heritage River that runs through several Rhode Island communities on the way to Narragansett Bay. Over sixty members of the NBC staff in addition to volunteers from other state and municipal agencies, local businesses and students from local colleges and universities lent their sweat equity to pull countless tires, shopping carts, and other debris from the river.
- *Maintaining a Presence on the World Wide Web ([www.narrabay.com](http://www.narrabay.com))* - To further improve communications with our customers, the NBC continued to enhance its web site. Traffic and construction information relating to the NBC's Combined Sewer Overflow (CSO) project are regularly updated on the site. Pretreatment and Permitting forms in downloadable formats continued to be updated during 2007. In addition fact sheets monitoring and data reports regarding water quality have been uploaded to the site.
- *Advocacy for Clean Water*– In 2007, the NBC worked with over 1600 WWTFs nationwide to advocate for federal funding for clean water infrastructure. NBC's Executive Director testified before the US Senate Committee on the Environment and Public Works, presenting the municipal perspective on infrastructure needs for the next two decades.
- *Teaching Children About Water Conservation and Wastewater Treatment* – During 2007, the NBC continued to work with area schools to educate children about the impacts of pollution on water quality. During the year the NBC worked with nine schools and 700 students. The program named Woon Watershed Explorers Program, involved monthly classroom visits, journal writing and awarding student achievement badges. In 2007, the program won a national public education award from the National Association of Clean Water Agencies (NACWA).
- *Celebrating the Importance of Narragansett Bay* - For the thirteenth year in a row, the NBC sponsored its annual poster contest for elementary school students in kindergarten through sixth grade. Over 600 students enthusiastically illustrated the theme, "Be A Bay Buddy" with colorful, original depictions of the importance of clean water. Winners received a U.S. savings bond and had their artwork showcased in a year 2008 calendar poster. In addition, the winning posters were exhibited at the Blackstone Valley Visitors Center.
- *Recognizing Students for Environmental Awareness* - For the fifteenth consecutive year, the NBC has participated in the Rhode Island State Science and Technology Fair and presented savings bonds to those junior and senior high school students who best demonstrate how to achieve a cleaner Narragansett Bay.
- *Student Internships* - The NBC continued its tradition of opening its doors to provide experiential education opportunities for local high school and college students. This year, students gained practical hands-on experience in areas as diverse as wastewater treatment operations, public affairs, and environmental monitoring and data analysis.

- *Career Opportunities Outreach* - Through the efforts of the NBC's Affirmative Action Committee, the NBC delivered career day presentations to students in Lincoln, Central Falls and Providence.
- *Supporting Community Programs* - Each year, the NBC solicits funding ideas from employees and the public for the monies collected from environmental violators. This year, several environmental projects were given financial support including: an environmental engineering scholarship at the University of Rhode Island and the environmental education programs at the Providence Childrens Museum.

In addition, in 2007 the NBC hosted a Community Day at the Bucklin Point treatment plant. Over 200 members of the public participated in free facility tours, educational programs and live entertainment.

- *Honoring Industrial and Commercial Users for Environmental Performance* - This year, the NBC recognized fourteen companies in the service district with Environmental Merit Awards for Pollution Prevention and Perfect Compliance Awards with regulatory requirements. In 2007, the NBC continued its program to recognize firms that implement storm water management plans and minimize storm flow to the sewer. The environmental strides made by these companies were honored at a special breakfast of the Providence Chamber of Commerce.
- *Reaching Out to the Business Community* - At the Providence Chamber of Commerce's Business Expo, the NBC provided attendees with information on how to save money and help the environment through proper wastewater treatment. More than 1,500 people stopped by the NBC display booth for information over the two-day event.
- *Supporting the Local Shellfishing Industry* - In 2007, the NBC again sponsored four shellfish relocation efforts, with the participation of the Rhode Island Department of Environmental Management, Rhode Island Department of Health, the University of Rhode Island, the Rhode Island Shellfishermen's Association, and the Ocean State Shellfishermen's Association. In May, shellfishermen gathered in five different locations to scoop more than 700,000 pounds of shellfish from lush beds which lie in restricted fishing areas. The quahogs were transplanted to non-restricted waters throughout the bay and allowed time to cleanse themselves and to reproduce. In December, local shellfishermen harvested the transplanted shellfish. The harvest contributed a significant boost to the state's economy, and an abundance of shellfish for consumers during a time of year when demand is traditionally high.
- *Keeping Our Stakeholders Informed* - The NBC enhanced its communications with the issuance of an e-newsletter. The e-newsletter offers information on infrastructure improvements, NBC programs and activities. In addition, the NBC continued to make available its 17-minute DVD about the CSO Project, entitled *The Biggest Project You'll Never See*. The DVD is available free to the public.

- *Bi-lingual Information* – During 2007, the NBC continued distributing Spanish language versions of its billing and collections information.
- *Casual Days* - Throughout the year, the NBC continued to participate in a casual day program. The proceeds benefited various local and state organizations, such as the American Cancer Society, the Amos House, and the American Red Cross.
- *State Employee Charitable Appeal* - NBC employees participated in the 2007 State Employees Charitable Appeal (SECA) and raised over \$15,000 for a host of worthwhile, appreciative charitable organizations.

### **NBC Speakers Bureau**

Several years ago, the Narragansett Bay Commission established a Speakers Bureau to address the many requests received to speak at schools, workshops and meeting, both locally and nationally. During 2007, NBC personnel were active educating the public and professional organizations about the NBC and its many programs and accomplishments. The following paragraphs detail a few of these activities:

#### ***~Interview on Channel 10 Watershed Watch***

On May 24, 2007 the NBC EMPACT fixed site monitoring program was featured on the Channel 10 Watershed Watch, and environmental series shown Thursday night. Tom Uva, Director of Planning, Policy and Regulation and Save the Bay's John Torgan were interviewed about the importance of this NBC monitoring program aboard the NBC boat R.V. Monitor.

#### ***~Stormwater Workshop***

On June 13, 2007 the NBC, RIDEM, URI and EPA sponsored a half-day Stormwater Management & Environmental Compliance Workshop held at the Community College of Rhode Island's CCRI – Warwick Campus. John Zuba, Permits & Planning Manager gave a presentation on the NBC Stormwater Program, new NBC Rules and Regulations and the importance of incorporating stormwater management plans and new low-impact design (LID) into construction projects.

#### ***~NBC Comments on Proposed DEM Regulations***

On August 29, 2007 RI DEM held a public hearing on the proposed revisions to their existing regulations for the Operation and Maintenance of Wastewater Treatment Facilities. Tom Uva, Director of Planning, Policy and Regulation read comments into the public record on behalf of the NBC. Comments generally commended the DEM for updating the O&M regulations, however opposed one proposed regulation pertaining to privately owned wastewater facilities.

***~Presentation at the Annual EPA New England Region Pretreatment Coordinators Conference***

On September 27, 2007 Kerry Britt, Pretreatment Manager, gave a presentation at the annual EPA New England Regional Pretreatment Coordinators Conference held in Concord, NH. The presentation outlined a NBC Pretreatment enforcement case.

***~Woonasquatucket River Workshop***

On October 9, 2007 John Motta, Environmental & Data Analysis Manager, and Tom Uva, Director of Planning, Policy and Regulation participated in a CRMC sponsored workshop to discuss plans for restoring and improving the area of the Woonasquatucket River from the Providence River to Eagle Square. Much of this work was initially developed by the NBC staff as part of the NBC Chairman's River Restoration Initiative, but could not be implemented due to regulatory restrictions imposed by DEM and CRMC.

***~Presentation to Tanury Industries, Inc.***

On November 5, 2007 Kerry Britt, Pretreatment Manager, gave a presentation at Tanury Industries, Inc. to educate their employees of the impact of metal finishing wastewater on their pretreatment system, the sewer system, wastewater treatment plant and ultimately the receiving water.



*Presentation at Tanury Industries, Inc.*

***~Blackstone River Coalition Nutrients Workshop***

On November 8, 2007 Tom Brueckner, Engineering Manager, and Tom Uva, Director of Planning, Policy and Regulation participated in a technical round-table discussion to explore traditional and alternative techniques for nutrients management at the Upper Blackstone Wastewater Treatment Facility. The ultimate goal is to determine how to reduce nutrient loadings to the Blackstone River in a timely, cost-effective manner.

***~RI Rivers, Bays & Watersheds Coordination Team***

On December 19, 2007 Tom Uva, Director of Planning, Policy and Regulation represented the NBC at the monthly Coordination team meeting held at the offices of the Economic Development Corporation in which Tom made a presentation detailing the NBC's river and bay monitoring efforts.

***~Classes at the Community College of Rhode Island***

Walter Palm, Assistant Laboratory Manager, is an adjunct professor at the Community College of Rhode Island. Courses he taught during 2007 included Environmental Chemistry, General Chemistry and Biomedical Chemistry.

### **Water Conservation Education Programs**

The NBC makes great efforts to educate its users about water conservation. The NBC has a Non-Regulatory Water Audit and Technical Assistance Program, which is available free to its commercial and industrial sewer users. Additional information about this program is provided in CHAPTER VII.

### **ESTA Program Educational Efforts**

The NBC Environmental, Safety & Technical Assistance Section routinely holds workshops and develops educational handouts to inform users of technologies that can be cost effectively implemented to reduce the generation of waste and to conserve water. During 2007, the following pollution prevention educational workshops and public outreach activities were held:

#### ***~RI Wind Alliance Legislative Action Group***

On January 29, 2007 James McCaughey, ESTA Manager, presented information on NBC's Wind Turbine Project at the first meeting of the RI Wind Alliance Legislative Action Group meeting at the Kingston Free Library.

#### ***~Hurricane Procedures***

On May 21, 2007 James McCaughey, ESTA Manager, presented an overview of the NBC's Hurricane Preparedness/Response Procedures during a workshop sponsored by the RI Emergency Management Agency.

#### ***~Renewable Energy***

On July 30, 2007, Barry Wenskowicz, Pollution Prevention Engineer, and James McCaughey, ESTA Manager, presented a paper on Renewable Energy Opportunities for POTWs at the 2007 Water Environment Federation Annual Conference in Providence Rhode Island.



## Educational Efforts

### *~Woonasquatucket River Education Pilot Project*

In 2002, the Narragansett Bay Commission (NBC) received a grant from the Partnership for Narragansett Bay for an environmental education program entitled, What's In Your River: A Woonasquatucket River Education Pilot Project. The program targeted six schools in six communities along the Woonasquatucket River. The EMDA staff along with assistance from Pretreatment and Public Affairs Sections coordinated and implemented the program. NBC staff worked with students to collect water quality data in the fall, winter and spring. Students learned about water quality parameters such as pH, turbidity and dissolved oxygen and in a culminating event in May of 2003 each school presented their data findings.



*Students review results from a Phosphate sample from the river.*

Due to the success of the pilot program, the NBC expanded What's in Your River in the fall of 2003 to accommodate the overwhelming school response. Ten schools and over 800 students participated in the program.

The NBC improves the program each year. In 2005, What's In Your River became the Woon Watershed Explorers Program, and an expanded version of the program continued throughout 2007. This program includes several new components including classroom visits once a month, student achievement badges and journal writing. Over fifteen schools and 1500 students have participated. The most impressive characteristic of the program is the extreme diversity represented in each school. Some students have never taken a field trip to their local river, while others live adjacent to one.

The program encourages each school to take ownership of their local rivers and to pass on messages about clean water to their fellow students, families and neighbors. The Narragansett Bay Commission considers this program to be imperative to its success in its relentless pursuit of public outreach and education. Additional information regarding this program is provided in CHAPTER VII.

### Citizen's Advisory Committee

The NBC has a permanent Citizens Advisory Committee (CAC) established as part of its organizational structure. The CAC meets monthly and is routinely informed of NBC activities by NBC staff. The CAC serves to advise and assist the NBC in its dealings with the public. Its members consist of representatives of the industrial community, environmental advocacy groups, and concerned citizens. Pretreatment staff made an annual presentation to the Citizens Advisory Committee on March 28, 2007 to review the progress and achievements of the Pretreatment Program during the prior year.

### **Professional Affiliations**

The NBC has affiliated itself with many professional groups and organizations, both locally and nationally, to learn from these groups and to educate them about the NBC. The NBC is a member of the Providence Chamber of Commerce, the Northern Rhode Island Private Industry Council, the National Association of Clean Water Agencies (NACWA), the Water Environment Federation, American Electroplaters & Surface Finishers Society, and the American Academy of Environmental Engineers, to name a few. Various NBC staff routinely attend association meetings and conferences and often are speakers at such events.

### *III. INDUSTRIAL AND COMMERCIAL USERS, PERMITS, AND INSPECTIONS*

## **User Classification System**

Since the inception of the Pretreatment Program, the NBC has identified and inspected 6,246 different industrial and commercial users located within the two NBC sewer districts. During 2007 the Pretreatment staff identified and entered information on 116 previously unknown users into the NBC Pretreatment database. Pretreatment users are categorized according to the classification system shown in TABLE 7. This classification system categorizes users in nine general categories. Each class of users is subdivided into more specific classes of users. Firms classified by the Pretreatment Section as industrial facilities may be listed in Categories 1 through 7, while commercial facilities can be classified in Categories 5 through 9. Users in Categories 1, 2 and 3 are of primary concern to the NBC Pretreatment Section as their discharges contain toxic and conventional pollutants that can have an impact on the Commission's facilities. Category 4 consists of users with the potential to discharge toxics; Category 5 users may have non-toxic discharges such as cooling water; Category 6 users have no discharges or potential for discharge to the sewer and Category 7 users have gone out of business or moved out of the district. Commercial users with the potential to discharge conventional pollutants are classified in Category 8, while commercial users with the potential to discharge toxic or prohibited pollutants are listed in Category 9.

## **Significant Industrial Users**

In 1995, the NBC standardized its definition of Significant Industrial User (SIU) in both sewage drainage districts by modifying the NBC Rules and Regulations. This definition was essentially an adoption of the Field's Point SIU definition, and classifies a Significant Industrial User as any industrial user that satisfies any one of the following criteria:

- Firm is subject to Federal EPA categorical standards;
- Firm discharges an average of 5,000 or more gallons per day of process waste water;
- Firm contributes a process waste stream which makes up 5 percent or more of the average dry weather hydraulic or organic capacity of the NBC's Treatment Plant;
- Firm is designated as significant by the NBC on the basis that the user has reasonable potential for adversely affecting the POTW's operation or for violating any pretreatment standard or requirement.

**TABLE 7**  
**NBC User Classification System**  
**Industrial User Categories**

- Category 1:** Industries subject to Federal EPA Categorical Standards.
10. Other Categorical Users
  11. Electroplaters, Metal Finishers
  12. Metal Molding and Casting
  13. Organic/Inorganic Chemical Manufacturers
  14. Pharmaceutical Manufacturers
  15. Metal Formers
  16. Steam Electric Power Generators
  17. For Future Use
  18. Centralized Waste Treatment Facilities
  19. Transportation Equipment Cleaning
- Category 2:** Industries discharging toxic and/or prohibited pollutants, but who are not subject to Federal EPA Categorical Standards.
20. For Future Use
  21. Tubbing/Vibratory/Mass Finishing
  22. Chemical Transporters, Refiners, Recyclers, Manufacturers
  23. Textile Firms
  24. Printers
  25. Industrial Laundries
  26. Machine Shops/Machinery Rebuilding
  27. Other Facilities discharging toxic and/or prohibited pollutants
  28. Central Treatment Facilities - Hazardous Waste
  29. Central Treatment Facilities - Non-Hazardous Waste
- Category 3:** Industries discharging or having the potential to discharge conventional pollutant (BOD, TSS, pH, oil and grease, fecal coliforms) loads in sufficient quantities to cause violation of RIPDES permit or local discharge limitations.
30. For Future Use
  31. For Future Use
  32. For Future Use
  33. For Future Use
  34. Manufacturers with high BOD/TSS waste
  35. Other Facilities Discharging Conventional Pollutants
  36. For Future Use
  37. Automotive Maintenance/Service Facilities
  38. For Future Use
  39. For Future Use

**TABLE 7**  
**(Continued)**  
**NBC User Classification System**  
**Industrial User Categories**

- Category 4:** Industries with sanitary or non-toxic discharges using solvents, toxic and/or hazardous chemicals that could potentially be discharged to the sewer.
- 40. Groundwater Remediation/Excavation Projects
  - 41. Recycled or Disconnected Electroplating or Chemical Processes
  - 42. Other Process Operations that are Disconnected or Recycled
  - 43. Recycle Electroplating or Chemical Processes with Non-contact Cooling Water or Boiler Discharges
  - 44. Other Recycled or Disconnected Processes with Cooling Water, Boiler or other Discharges
  - 45. For Future Use
  - 46. Cooling Water Discharges with Solvents, Toxic and/or Hazardous Chemicals on site
  - 47. For Future Use
  - 48. For Future Use
  - 49. Other Discharges with Solvents, Toxic and/or Hazardous Chemicals on site
- Category 5:** Industries discharging only sanitary wastes and/or non-toxic discharges.
- 50. For Future Use
  - 51. Cooling Water
  - 52. Boiler Blowdown/Condensate Discharges
  - 53. Cooling Tower Discharges
  - 54. For Future Use
  - 55. For Future Use
  - 56. For Future Use
  - 57. For Future Use
  - 58. For Future Use
  - 59. Other Non-Toxic Industrial Discharges
- Category 6:** Dry industries with no wastewater discharges to the sewer using solvents, toxics and/or hazardous chemicals.
- 60. All users

**TABLE 7**  
**(Continued)**  
**NBC User Classification System**  
**Commercial User Categories**

- Category 7:** Industries with no waste discharges to the sewer.
- 70. Septic System Discharger
  - 71. Out of Business
  - 72. Moved out of the District
  - 73. Permit Expired/Not Renewed or Reissued
  - 74. Proposed Discharges - Permit Not Issued
  - 75. Accidental Discharges/Spills/Non-Permitted Discharge
- Category 8:** Commercial Users with the potential to discharge conventional pollutants (BOD, TSS, pH, oil and grease, fecal coliforms) loads in sufficient quantities to cause violation of RIPDES permit or local discharge limits.
- 80. Septage Haulers/Dischargers
  - 81. Food/Fish/Meat Produce Processing (Wholesale)
  - 82. Supermarkets (Retail Food Processing)
  - 83. Parking Garages/Lots
  - 84. Cooling Water/Groundwater/Boiler Discharges
  - 85. Restaurants/Food Preparation Facilities
  - 86. Commercial Buildings with Cafeteria and/or Laundry Operations
  - 87. For Future Use
  - 88. For Future Use
  - 89. Other Commercial Facilities with Potential to Discharge Conventional Pollutants
- Category 9:** Commercial Users with the potential to discharge toxic substances, prohibited pollutants and/or conventional pollutants.
- 90. Hospitals
  - 91. Cooling Water/Groundwater/Boiler Discharges
  - 92. Laundromats/Dry Cleaners
  - 93. Photo Processing
  - 94. X-Ray Processing
  - 95. Clinical, Medical, and Analytical Laboratories
  - 96. Funeral Homes/Embalming
  - 97. Motor Vehicle Service/Washing
  - 98. For Future Use
  - 99. Other Commercial Users with Potential to Discharge Toxic, Prohibited and/or Conventional Pollutants.

A list of the industrial and commercial users, separated by district, is provided in ATTACHMENT VOLUME II, SECTION 1. The users' category and designation as significant or non-significant is also provided in this listing. As of the date of submission of this report 6,249 industrial and commercial users have been identified through user surveys, 4,067 are still conducting business in the NBC service areas and 104 were classified as Significant Industrial Users (SIU) sometime during 2007. Of the 104 SIUs reported for 2007, there were 80 classified as categorical industries which are subject to both NBC and EPA regulations, and 24 significant non-categorical industrial users of the NBC sewer system. During this reporting period, four SIUs were reclassified to non-significant due to operational changes implemented within their facilities. These operational changes may range from installation of a wastewater recycle pretreatment system to the firm going out of business or moving out of the NBC district. A total of four firms were newly classified as significant during 2007. A listing of these firms, detailing the specific reason for reclassification, is provided in CHAPTER I.

### **Wastewater Discharge Permits**

As of the date of this submission, the NBC has 1,501 Wastewater Discharge Permits in effect, which were issued to facilities located in the Field's Point and Bucklin Point drainage districts. Presently, 1,006 permits are in effect for users in the Field's Point District, while 495 permits are in effect in the Bucklin Point service area. Discharge permits which are no longer in effect may have been terminated for one of the following reasons:

- The permit expired, was revised, and reissued.
- The firm has moved out of the NBC District (Category 72).
- The firm has gone out of business (Category 71).
- The firm's Wastewater Discharge Permit was terminated and reissued in a new classification to reflect operational changes.
- The firm has ceased process discharge to the sewer system (Categories 41, 42, 43, 44, 60 or 73).

TABLE 8 provides a summary of the number of permits issued and presently in effect by category of user for each district. Permits have been issued and are in effect for industries classified in 43 of the 77 categories listed in TABLE 7. During this reporting period, the Pretreatment staff issued 308 permits to users located in the two NBC drainage districts. Of the 308 permits issued during 2007, there were 116 new permits issued to new or previously operating commercial and industrial users and 192 permits were reissued to existing users because the old permit expired or the firm changed process operations.



**TABLE 8**  
**Narragansett Bay Commission**  
**Summary of Wastewater Discharge Permits in Effect**

Category	Company	Field's Point District	Bucklin Point District	Total Permits In Effect
11	Electroplaters, Metal Finishers	44	25	69
12	Metal Molding And Casting	1	0	1
13	Organic Chemical Manufacturer	0	0	0
14	Pharmaceuticals	0	4	4
15	Metal Formers	0	2	2
16	Steam Electric Power Generating	0	1	1
18	Centralized Waste Treatment Facilities	1	0	1
19	Transportation Equipment Cleaning	0	0	0
21	Tubbing/Vibratory/Mass Finishing	7	6	13
22	Chemical Transporters, Refiners, Recyclers, Manufacturers	4	2	6
23	Textile Firms	1	11	12
24	Printers	7	9	16
25	Industrial Laundries	0	3	3
26	Machine Shops/Machinery Rebuilding	2	2	4
27	Other Firms Discharging Toxics	11	13	24
28	Central Treatment Facilities, Hazardous	0	0	0
29	Central Treatment Facility, Non-Hazardous	0	0	0
34	Manufacturers With High BOD/TSS	0	2	2
35	Firms Discharging Conventional Pollutants	1	1	2
37	Automotive Maintenance/Service Facilities	11	4	15
40	Groundwater Remediation/Excavation Projects	4	2	6
41	Regulated Electroplating Or Chemical Processes Disconnected Or Recycled	16	4	20
42	Other Regulated Processes That Are Disconnected Or Recycled	28	12	40
43	Recycle Electroplating Or Chemical Processes With Cooling Water Or Boiler Discharges	11	4	15
44	Other Recycle Processes With Non-contact Cooling Water Or Boiler Discharges	3	2	5
46	Cooling Water With Solvents/Toxics On Site	11	4	15
49	Firms With Solvents, Toxics, Etc. On Site	0	0	0
51	Cooling Water	7	0	7
52	Boiler Blowdown/Condensate Discharges	9	6	15
53	Cooling Tower Discharges	6	6	12
59	Other Nontoxic Discharges	2	4	6
80	Septage Haulers/Dischargers	1	14	15
81	Food/Meat/Fish Produce Processing (Wholesale)	25	11	36
82	Supermarkets (Retail Food Processing)	14	12	26
83	Parking Garages/Lots	2	0	2

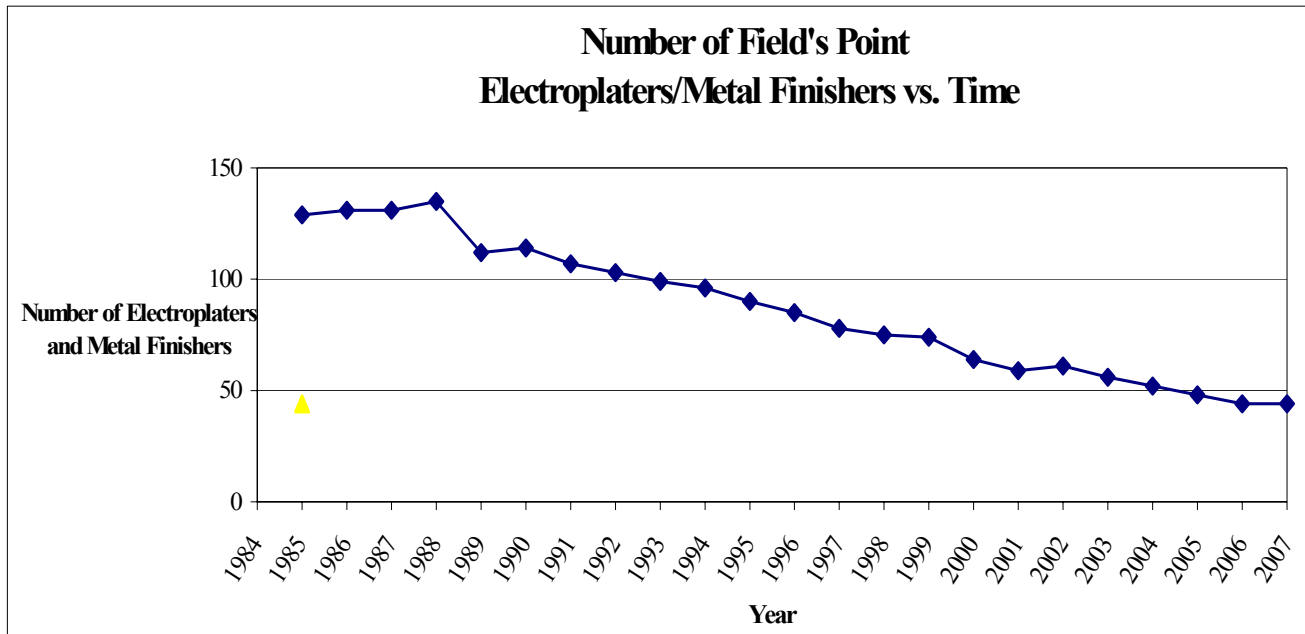
**TABLE 8**  
(Continued)  
**Narragansett Bay Commission**  
**Summary of Wastewater Discharge Permits in Effect**

Category	Company	Field's Point District	Bucklin Point District	Total Permits In Effect
84	Cooling Water/Groundwater/Boiler Discharges	8	1	9
85	Restaurants/Food Preparation Facilities	417	194	611
86	Comm. Buildings With Cafeteria/Laundry	102	26	128
89	Other Commercial Users With Potential to Discharge - Conventional Pollutants	14	2	16
90	Hospitals	11	1	12
91	Cooling Water/Ground Water/Boiler Discharges	1	0	1
92	Laundromats/Dry Cleaners	49	25	74
93	Photo Processing	16	2	18
94	X-Ray Processing	71	42	113
95	Clinical, Medical, And Analytical Laboratories	17	2	19
96	Funeral Homes/Embalming	15	10	25
97	Motor Vehicle Service/Washing	36	11	47
99	Other Commercial Users With Potential To Discharge Toxic Or Conventional Pollutants	20	13	33
	<b>Total Permits in Effect</b>	<b>1,006</b>	<b>495</b>	<b>1,501</b>

There were 44 permits revised and reissued to SIUs in the two drainage districts during 2007, while two new permits were issued to this class of users. Thirty-six of the 44 revised permits were issued to categorical users during 2007, while the eight remaining revised permits were issued to significant non-categorical users.

As can be seen from TABLE 8, the largest number of permits in effect are issued to the commercial restaurant and food preparation facilities classified in Category 85, followed by Category 86 permits which are issued to commercial buildings with cafeterias and/or laundry facilities. The next largest category of permitted users are the electroplaters and metal finishers in Category 11. These users are regulated by federal categorical pretreatment standards as well as NBC local limits. Because of the nature of the electroplating operations, these industries contribute the majority of toxic metal and cyanide loadings to the NBC treatment facilities. The dramatic decline of electroplaters and metal finishers over the past decade for the Field's Point district is clearly detailed in FIGURE 4. During 2007 the number of electroplaters and metal finishers remained stable.

**FIGURE 4**



The NBC has worked with the metal finishing industry and state and federal agencies to investigate what can be done to retain jobs in this industry. Additional information regarding this subject is discussed in CHAPTER VII.

As of this date, 60 firms are operating under Zero Discharge Permits since they have eliminated process discharges and are recycling their process wastewater streams. The NBC has encouraged users to consider recycling their wastewater to eliminate discharges to the sewer containing toxic materials, to implement pollution prevention measures and to encourage conservation of water and raw materials. The 60 facilities that are recycling and are no longer discharging process wastewater to the NBC sewer system are classified in Categories 41 and 42 and can be identified from the list of users provided in ATTACHMENT VOLUME II, SECTION 1. An additional 20 firms recycle the majority of their process wastewater. However, they continue to discharge cooling water, condensate or boiler blowdown to the sewer. These firms are issued discharge permits and are classified in Categories 43 and 44. A further discussion of firms recycling their process wastewater is provided later in this chapter.

The NBC issues Wastewater Discharge Permits to all sewer users that discharge non-domestic wastewater into the NBC system and is presently in the process of permitting the many non-significant commercial users located throughout the two NBC drainage districts. Copies of the various typical Wastewater Discharge Permits issued by the NBC are provided in ATTACHMENT VOLUME I, SECTION 2.

Permits issued by the NBC typically include the following conditions and requirements:

- A requirement that the user meet local and federal discharge standards at all times;

- Maintenance of a logbook requiring record keeping regarding the operation of the pretreatment system, quantity of sludge generated, completed manifest forms, a list of all batch discharges, quantity of chemicals used to provide pretreatment, etc.;
- Self-monitoring requirements regarding monitoring and reporting of effluent characteristics and concentrations;
- Reporting requirements for accidental discharges to the sewer system. The user is required to immediately notify the NBC of a spill into the sewer system and is required to file a written report within five (5) days of the incident;
- Submission of a Spill and Slug Prevention Control Plan and a Toxic Organic/Solvent Management Plan. The user is required to contain all spills within the facility as part of the Spill and Slug Control Plan. The Toxic Organic/Solvent Management Plan requires the user to detail process operations, perform a mass balance on the quantity of solvents used in the facility, to sample the waste stream to verify that no solvents are being discharged to the sewer system, and to provide containment of all solvents in case of a spill. Copies of these documents are provided in ATTACHMENT VOLUME I, SECTION 3;
- A prohibition against batch discharges without prior written approval from the NBC to prevent the discharge of concentrated solutions to the sewer system. The NBC developed the prohibited discharge sticker shown in FIGURE 5. This sticker is affixed to all tanks which the industrial user is prohibited from discharging;
- Administrative provisions regarding inspection powers, retention of records, civil and criminal liability and associated penalties, selling the facility, revocation and transferability of the permit, etc.



*Tanks at a shutdown plating shop are stickered "PROHIBITED DISCHARGE"*

# FIGURE 5

## PROHIBITED DISCHARGE STICKER



Most permits are issued for a five-year period, but may be issued for shorter periods of time. Permits may be revoked, after notice and hearing, for violations of the NBC Rules and Regulations. On June 30, 2003, the Public Utilities Commission approved a new rate structure for NBC wastewater discharge permit fees. Permit fees range from \$217 to \$14,492 per year and are based on the time required for NBC personnel to regulate the particular type of industry. Rates are standardized in both NBC drainage districts and most categories are also flow dependent to encourage water conservation. The existing NBC wastewater discharge permit fee rate structure is provided in TABLE 9.

**TABLE 9**  
**Narragansett Bay Commission**  
**Pretreatment Permit Fee Rate Structure**

User Category Number	User Classification	Permit Fee
10	<b>Other Categorical Users</b>	\$1,087.00
11	<b>Electroplater/Metal Finisher</b> Flow < 2,500 GPD 2,500 ≤ Flow < 10,000 GPD 10,000 ≤ Flow < 50,000 GPD 50,000 ≤ Flow < 100,000 GPD Flow ≥ 100,000 GPD	\$1,811.00 \$3,623.00 \$7,246.00 \$10,144.00 \$10,869.00
12	<b>Metal Molding and Casting</b>	\$1,087.00
13	<b>Organic Chemical Manufacturers</b>	\$7,246.00
14	<b>Pharmaceuticals</b>	\$1,087.00
15	<b>Metal Formers</b>	\$5,797.00
16	<b>Steam Electric Power Generating</b>	\$1,087.00
18	<b>Centralized Waste Treatment Facilities</b>	
19	<b>Transportation Equipment Cleaning</b>	\$1,087.00
21	<b>Tubbing/Vibratory/Mass Finishing</b> Flow < 5,000 GPD Flow ≥ 5,000 GPD	\$725.00 \$1,449.00
22	<b>Chemical Transporters, Refiners, Recyclers, Manufacturers</b>	\$2,898.00
23	<b>Textile Processing Firms</b> Flow < 2,500 GPD 2,500 ≤ Flow < 10,000 GPD 10,000 ≤ Flow < 50,000 GPD Flow ≥ 50,000 GPD	\$1,449.00 \$3,768.00 \$5,072.00 \$7,246.00
24	<b>Printers</b> Gravure Other Flow ≥ 2,500 GPD Other Flow < 2,500 GPD	\$3,623.00 \$1,087.00 \$725.00

**TABLE 9**  
(Continued)  
**Narragansett Bay Commission**  
**Pretreatment Permit Fee Rate Structure**

User Category Number	User Classification	Permit Fee
25	<b>Industrial Laundries</b>	\$3,623.00
26	<b>Machine Shops/Machinery Rebuilders</b>	\$1,449.00
27	<b>Other firms discharging toxics and/or prohibited pollutants</b> Flow $\geq$ 10,000 GPD 2,500 $\leq$ Flow < 10,000 GPD Flow < 2,500 GPD	 \$2,898.00 \$1,449.00 \$725.00
28	<b>Central Treatment Facilities - Hazardous Waste</b>	\$14,492.00
29	<b>Central Treatment Facilities - Non-Hazardous Waste</b>	\$4,348.00
34	<b>Manufacturers with high BOD/TSS wastestreams</b> Flow $\geq$ 100,000 GPD 50,000 GPD $\leq$ Flow < 100,000 GPD 10,000 GPD $\leq$ Flow < 50,000 GPD Flow < 10,000 GPD	 \$5,797.00 \$3,623.00 \$1,811.00 \$1,087.00
35	<b>Other facilities discharging conventional pollutants</b> Flow $\geq$ 10,000 GPD Flow < 10,000 GPD	 \$1,449.00 \$725.00
37	<b>Automotive Maintenance/Service Facilities</b> Small $\leq$ 2 Bays Large $\geq$ 3 Bays	 \$435.00 \$1,449.00
40	<b>Groundwater Remediation/Excavation Projects</b> Flow $\geq$ 10,000 GPD Flow < 10,000 GPD	 \$1,449.00 \$725.00
41	<b>Recycle or Disconnected Electroplating or Chemical Processes</b>	\$725.00
42	<b>Other Process Operations Disconnected or Recycled</b>	\$290.00
43	<b>Recycle or Disconnected Electroplating or Chemical Processes with Cooling Water or Boiler Discharges</b>	\$870.00
44	<b>Other Recycled or Disconnected Process Operations with Cooling Water or Boiler Discharges</b>	\$362.00
46	<b>Cooling Water with Solvent, Toxic and/or Hazardous Chemicals on Site</b>	\$362.00
49	<b>Other Discharges with Solvents, Toxics and/or Hazardous Chemicals on Site</b> Flow $\geq$ 10,000 GPD Flow < 10,000 GPD	 \$1,087.00 \$725.00

**TABLE 9**

(Continued)

**Narragansett Bay Commission  
Pretreatment Permit Fee Rate Structure**

<b>User Category Number</b>	<b>User Classification</b>	<b>Permit Fee</b>
<b>51</b>	<b>Cooling Water with No Solvents, Toxic or Hazardous Chemicals on Site</b>	\$362.00
<b>52</b>	<b>Boiler Blowdown/Condensate Discharges</b>	\$362.00
<b>53</b>	<b>Cooling Tower Discharges</b>	\$362.00
<b>59</b>	<b>Other Non-Toxic Industrial Discharges</b>	
	Flow $\geq$ 5,000 GPD	\$725.00
	Flow < 5,000 GPD	\$362.00
<b>80</b>	<b>Septage Haulers/Dischargers</b>	\$435.00
<b>81</b>	<b>Food/Fish/Meat/Produce Processing (wholesale)</b>	
	Flow < 1,000 GPD	\$362.00
	1,000 GPD $\leq$ Flow < 10,000 GPD	\$725.00
	Flow $\geq$ 10,000 GPD	\$1,449.00
<b>82</b>	<b>Supermarkets (Retail Food Processing)</b>	\$725.00
<b>83</b>	<b>Parking Garages/Lots</b>	\$725.00
<b>84</b>	<b>Cooling Water/Groundwater/Boiler Discharges with Potential to Discharge Conventional Pollutants</b>	\$362.00
<b>85</b>	<b>Restaurants</b>	
	< 50 seats	\$217.00
	$\geq$ 50 seats < 100 seats	\$435.00
	$\geq$ 100 seats of fast food (2 or more fryolators and/or drive through window)	\$580.00
<b>86</b>	<b>Commercial Buildings with Cafeteria and/or laundry operations</b>	\$725.00
<b>89</b>	<b>Other Commercial Facilities with Potential to Discharge Conventional Pollutants</b>	
	Flow < 2,500 GPD	\$362.00
	Flow $\geq$ 2,500 GPD	\$725.00
<b>90</b>	<b>Hospitals</b>	\$3,623.00
<b>91</b>	<b>Cooling Water/Groundwater/Boiler Discharges with Potential to Discharge Toxic, Prohibited and/or Conventional Pollutants</b>	\$362.00
<b>92</b>	<b>Laundries/Dry Cleaners</b>	
	Laundromats	\$725.00
	Dry Cleaners with 1 washer or less	\$362.00
	Dry Cleaners with $\geq$ 2 washers	\$725.00
<b>93</b>	<b>Photo Processing</b>	
	Flow < 1,000 GPD	\$362.00
	1,000 GPD $\leq$ Flow < 2,500 GPD	\$725.00
	2,500 GPD $\leq$ Flow < 5,000 GPD	\$1,087.00
	Flow $\geq$ 5,000 GPD	\$1,449.00



**TABLE 9**  
(Continued)  
**Narragansett Bay Commission**  
**Pretreatment Permit Fee Rate Structure**

User Category Number	User Classification	Permit Fee
<b>94</b>	<b>X-Ray Processing</b>	
	≤ 2 processors	\$362.00
	3 - 4 processors	\$725.00
	5 - 9 processors	\$1,087.00
	≥ 10 processors	\$1449.00
<b>95</b>	<b>Clinical, Medical and Analytical Laboratories</b>	\$725.00
<b>96</b>	<b>Funeral Homes/Embalming Operations</b>	\$362.00
<b>97</b>	<b>Motor Vehicle Service/Washing Operations</b>	
	rate per tunnel	\$725.00
	rate per bay	\$217.00
	maximum rate per facility	\$1,449.00
<b>99</b>	<b>Other Commercial Users with Potential to Discharge Toxic, Prohibited and/or Conventional Pollutants</b>	
	Flow < 2,500 GPD	\$362.00
	Flow ≥ 2,500 GPD	\$725.00

**Zero Process Discharge Wastewater Systems**

During 2007, there were 80 users in the two NBC districts operating facilities which have eliminated or significantly reduced their process discharges to the sewer system through the installation of closed loop or zero discharge systems. Although still conducting operations which generate wastewater containing toxic materials, this wastewater is treated and reused in the process operation, resulting in no discharge of industrial process wastewater, or in some cases, insignificant discharges to the sewer system consisting primarily of boiler condensate or non-contact cooling wastestreams. Once the NBC Pretreatment staff has verified that the process wastewater discharge has been eliminated or significantly reduced, the user is reclassified into Category 41 through 44 depending upon the type of recycle process operations conducted.



*Part of an Ion Exchange System at a Permitted Zero Discharge Facility*

Although an industrial user may cease discharging process wastewater into the sewer system by installing a wastewater recycle system, the firm will still be permitted and inspected by the NBC. Since the facility has sanitary sewer connections, it could still be a potential source of pollutant discharges into the NBC sewer system which could potentially contribute to a plant upset or a pass-through situation. For this reason, the Pretreatment Section routinely issues Zero Process Wastewater-Sanitary Discharge Permits to Category 41 and 42 industries. As previously noted, 60 facilities are presently classified in Categories 41 and 42 and do not discharge process wastewater to the sewer system. Users with recycle process operations and diminuous discharges from condensate, boiler or cooling water wastestreams are issued discharge permits. There are 20 of these users which are classified in categories 43 and 44. Of the 80 users classified in categories 41 through 44, 58 facilities are permitted to operate zero process discharge wastewater recycle systems in the Field's Point District, while 22 users in the Bucklin Point district are permitted to perform zero discharge recycle operations. Prior to the issuance of a Zero Process Wastewater-Sanitary Discharge Permit, the NBC thoroughly notifies the industrial users of all DEM and RCRA requirements and the user must satisfy the following NBC requirements:

- Submit a Zero Discharge Permit Application;
- Submit a Facility Sewer Access Site Plan showing all sewer connections;
- Submit Process Operation Plans;
- Submit Pretreatment System Plans;

- Submit a Spill and Slug Control Plan;
- Seal all floor drains and cap off all sewer access locations;
- Install prohibited dumping signs at all sanitary sewer connections.

Once all the aforementioned tasks have been completed by the user, the facility is inspected, and the Zero Process Wastewater-Sanitary Discharge Permit is issued. The Zero Discharge Permit requires the user to submit a written certification either monthly or biannually, depending upon facility process operations, listing water meter readings and certifying that no process discharges have occurred. Pretreatment staff use this water meter data to routinely calculate daily water usage. Deviations from the expected zero discharge water usage are promptly investigated by pretreatment staff. In addition, unannounced inspections of every zero discharge firm are conducted at least twice annually. A copy of the Zero Process Wastewater-Sanitary Discharge Permit can be found in ATTACHMENT VOLUME I, SECTION 2.

### **User Survey Methods**

The NBC Pretreatment Program utilizes many methods to identify and locate new and previously unknown users of the sewer system. These NBC methods have been very successful at maintaining an accurate inventory of non-domestic regulated users and at ensuring that modifications to existing user facilities are quickly discovered. The following is a summary of the NBC Pretreatment Program user survey methods:

- *Newspaper Reviews* - The local newspapers are routinely reviewed to identify and locate new or previously unknown and unpermitted users. Review of the classified, business and new corporation sections of the local newspapers have allowed the NBC to successfully identify many new sewer users over the years. Form letters are issued weekly to new corporations to alert them to NBC Rules and Regulations and permitting requirements. Routine reviews of the bankruptcy and auction sections of the newspaper alert the pretreatment staff to firms which may be in financial trouble or ceasing operations. This allows the Pretreatment inspectors to be proactive at preventing illegal discharges from financially troubled firms. Such firms are promptly inspected, inventoried and required to comply with a rigid facility shutdown procedure. The NBC will often seal the sewer connections at these firms once operations have ceased to ensure that hazardous waste and chemicals are not illegally discharged into the sewer system.
- *Telephone Book Reviews* - The Pretreatment staff will review the new telephone books when they are published annually to identify new non-domestic users that may require regulation. Particular attention is given to reviewing categorically regulated user categories such as electroplaters, metal finishers, metal formers, etc.

- *Directory Reviews* - The State of Rhode Island, Department of Economic Development publishes a Rhode Island Directory of Manufacturers annually which the Pretreatment staff subscribes to and reviews. This directory lists all manufacturing facilities located within the state by type of manufacturing operation and by Standard Industrial Classification (SIC) code. An annual review of this directory allows the NBC to identify potential non-domestic users that may require a Wastewater Discharge Permit. The Pretreatment office also subscribes to the Polk Directory. This directory lists the names and locations of all businesses and homes located in the metropolitan area. Polk Directory listings are arranged utilizing various methods, including by type of business, premise location, and even by telephone exchange. For example, if a firm is advertising in the help wanted section of the newspaper for an electroplating position and does not list the company name, Pretreatment staff can determine the premise location and company name from the phone number and will then inspect the firm if previously unpermitted.
- *Intra-Governmental Agency, Building and Sewer Connection Permit Referrals* - The NBC Pretreatment Section becomes aware of many new facilities through the building permit issuance process. New facilities under construction in the NBC district must obtain a sewer connection permit and a discharge permit, if necessary, prior to beginning construction and/or process operations. Firms performing construction modifications to their buildings are referred to the NBC by the local building inspectors and must obtain NBC approval in order to obtain the necessary city or town building permit or certificate of occupancy. Local building inspectors, plumbing inspectors and inspectors from the Department of Health, RIDEM and EPA New England routinely refer information to the Pretreatment staff regarding new or unpermitted users. This cooperative work effort has resulted in the permitting of many users over the years.
- *Mill Complex and Industrial Park Inspection Program* - Regular inspections of industrial mill complexes within the NBC service district are performed to identify new and possibly transient users of the NBC facilities. Each staff member is assigned several mill complexes and industrial areas located throughout the NBC service district. Staff members are required to inspect at least one mill complex or industrial area per month to identify potential new nondomestic users of the NBC sewer system. During the mill complex and industrial area inspections, staff members compile a listing of all unpermitted facilities located within the mill or area, and systematically inspect each unpermitted facility to determine whether a wastewater discharge permit is necessary based upon the operations performed, wastewater generated and discharged to the sewer system. A listing of each facility, the type of operations performed, and whether or not a wastewater discharge permit is necessary is maintained for each mill complex and industrial area and filed by the mill complex street address or by the streets forming the boundaries of the industrial area. This procedure enables the NBC to track changes within individual mills and prevents duplication of efforts by ensuring that this information is continually

updated. Industrial neighborhoods are routinely driven through and all industrial facilities in the area are cross-checked against the NBC pretreatment database. Unknown or unpermitted users are promptly inspected and permitted, if necessary.

- *Public Information Programs* - Over the years, the NBC has routinely published public notices to alert NBC users of the need to obtain a wastewater discharge permit if specific operations are conducted. The NBC has also met with various user groups and held workshops that focused on educating any new class of users required to obtain a discharge permit. These public education programs have been very effective at identifying new and previously unknown users of the sewer systems.

### **NBC User Inspection Programs**

One of the main objectives of the Pretreatment Program is to protect the NBC wastewater treatment plants from toxic discharges which could result in pass through to the receiving waters or interference with their proper operation, as outlined in 40 CFR §403.5. In addition, Pretreatment staff ensure that federal, state and local pretreatment regulations pertaining to the Clean Water Act are met. The strategy the NBC adopted and implemented to satisfy these objectives include developing local discharge limitations to protect the treatment facilities and public health, permitting of industrial and commercial facilities to control the discharge of toxics, inspecting and sampling nondomestic facilities to ensure user compliance, and the development and implementation of extensive user education programs. The extensive user education efforts implemented by the NBC as part of routine inspections have been very effective at improving user compliance rates. The NBC Environmental, Safety and Technical Assistance Program educates users of the many pollution prevention alternatives available instead of discharging toxics into the sewer system, while the Pretreatment staff incorporates user education into every regulatory inspection.

- **Innovative and Effective Inspection Techniques** - The NBC Pretreatment staff employs many effective and innovative inspection techniques to aid in achieving the objectives of the NBC to control and reduce pollutant loadings to the POTWs and hence Narragansett Bay. These techniques range from implementing simple internal procedures to standardize inspection activities to forming partnerships with the regulated industrial community. The following is a summary of these highly effective and innovative techniques and programs:
  - ~ *Standardization of User Inspection Activities and Documents* - The Pretreatment Program has made great efforts to thoroughly standardize all aspects of the inspection process from inspection scheduling to writing of the inspection report letter. The Pretreatment Section has standardized and customized annual inspection report checklists for various classes of users, including for Significant Industrial Users (SIU), non-significant industrial users, restaurants, septage haulers, etc. The section has also developed form letters to schedule the annual SIU inspection and to summarize and transmit the results of

facility inspections for various user classes. The various inspection checklists ensure that the Pretreatment staff inspect and review all items of importance at a particular type of facility in a uniform, clear, and concise manner consistent with NBC and EPA protocols. The annual inspection checklist for SIUs has been developed to ensure full NBC compliance with all EPA regulations and to ensure uniform inspections of all SIUs, irrespective of the engineer conducting the facility inspection. The inspection summary form letters may be a Notice of Violation or a “Job Well Done” letter. The Notice of Violation form letter has all routine deficiencies clearly listed. The NBC inspector can then quickly check off the violations observed, add any special facility requirements and the letter can be promptly prepared and issued. In addition to citing the deficiency, the letter explains in an educational manner the reason for the regulation and the importance for ensuring compliance. The standardization of inspection documents has resulted in speedy completion and issuance of uniform inspection reports and summary letters to the user. An inspection report and summary letter are issued for each and every user inspection, typically within fourteen (14) days from the site visit.

~ *Specialized and Innovative Inspector Training Programs* – The NBC provides extensive training to new employees and continued training to existing personnel. Pretreatment, EMDA, and ESTA staff receive training in all aspects of their positions. On an annual basis, the NBC conducts its own training or contracts outside vendors for the training in the following areas:

- ❑ Confined Space Entry Training
- ❑ 40 Hour OSHA HAZWOPER Training
- ❑ 8 Hour OSHA HAZWOPER Recertification Training
- ❑ OSHA Right to Know Training
- ❑ CPR/AED Training
- ❑ First Aid Training
- ❑ Spill Tracking Training
- ❑ Emergency Response Training
- ❑ Boom Deployment



The NBC stresses consistency to Pretreatment staff in regulating nondomestic users. Pretreatment staff members are continually being trained to be consistent. The following is a list of the methods used to ensure consistency:

- ❑ Monthly in box reviews of all staff members
- ❑ Weekly Plan Review Meetings consisting of all technical staff
- ❑ Supervisors accompany staff members on inspections
- ❑ Supervisors review staff members’ letters, memos, and permits

Pretreatment personnel also routinely attend technical seminars to further their knowledge and productivity. The Pretreatment Section has developed several innovative employee-training programs which resulted in more efficient inspection procedures. The Assistant Pretreatment Manager and Principal Pretreatment Engineer work very closely with the engineers and technicians charged with performing the daily user inspections. New staff members are closely supervised by senior staff members to ensure that they properly learn the standard operating procedures.

Weekly in box reviews are conducted of new members to ensure that they understand users' requests and what response is required and monthly in box reviews are conducted of all staff members to ensure standardization of methods and conformance with work schedules. Senior staff members accompany new staff members on their inspections to help them become familiar with NBC user education presentations, process operations, pretreatment systems, and permit requirements and senior staff routinely conduct inspections with even the well trained inspector to ensure continued conformity with NBC inspection policies and protocols.

Feedback, detailing what aspects of the inspection were done well and what aspects need improvement, is provided to the inspector verbally as well as in writing. The Pretreatment Section developed a Pretreatment Inspector Feedback Form for this purpose. The feedback form consists of several sections which cover all aspects of the facility inspection process, including pre-inspection preparation, inspection interaction with the user, user education, facility inspection observational abilities, inspection documentation, professionalism, self-confidence, etc. Employees are graded on a scale from 0-Missed Completely to 3-Well Done. New employees are not permitted to conduct inspections alone until all aspects of a good inspection, as noted on the feedback form, are satisfactory.

Another innovative training program implemented by the NBC is the annual Spill Response and Tracking Drill. Pretreatment and EMDA staff participate in a classroom presentation which includes tabletop exercises simulating unusual discharges to the treatment plant and spills occurring in the sewer system. In addition, staff participate in training exercises in the field. Senior staff locate a source of "illegal discharge" and identify key manholes for the staff to follow. Senior staff assign a team leader, as is routinely done, to head the mock investigation to track the "illegal discharge" to the source. For the training drill, the newer employee is typically chosen to be the team leader.



*Pretreatment staff participate in the annual Spill Response and Tracking Drill*

The spill is tracked through the sewer system to the firm discharging the dye, where a thorough facility inspection is conducted. Inspectors are trained to collect evidentiary samples necessary for a good enforcement action. This annual tracking, evidence gathering and inspection drill has greatly improved the awareness and inspection abilities of all NBC Pretreatment staff.

*Pollution Prevention Referral Program* – During all Pretreatment regulatory inspections, the Pretreatment inspector routinely refers the user to the NBC Environmental, Safety & Technical Assistance Section (ESTA) for free technical assistance. All inspection summary letters and Notice of Violation letters also advise the user to obtain the free expertise of the NBC ESTA Section. These referrals have resulted in improved compliance rates and non-compliant users achieving compliance more quickly.

~ *Inspection Educational Efforts* – User education is by far the single most important aspect of any user inspection. During the annual NBC inspection, nondomestic users are educated regarding all aspects of the NBC including the NBC Mission Statement, the purpose and types of all NBC inspections, and the Significant Non-Compliance (SNC) criteria. The inspector clearly explains what constitutes SNC, the importance of maintaining full compliance and all permit requirements are explained to the user in detail. NBC inspection summary letters are also very educational in nature. Instead of simply requiring a user to perform a task, the letter educates the user regarding the reason for the imposed requirement. This often results in quick user compliance with the imposed requirements. These extensive user education efforts have been very effective at encouraging user compliance. The SIU rate of Significant Non-Compliance was impressively reduced in the Field's Point District from a high of 39.0% in 1992 to 3.5% in 2007, while the SIU Rate of SNC for Bucklin Point was reduced from a high of 44.8% in 1994 to 10.6% in 2007. The overall rate of SNC for all NBC SIUs for 2007 was 6.7%, a decrease from 7.3% observed in 2006. This is within the EPA level of 10% recommended for EPA Pretreatment Program Excellence recognition. These impressive reductions in the Rate of Significant User SNC are clearly attributable to improved user education and prompt resampling requirements for any effluent violation.

▪ **Types of Pretreatment Inspections** - The NBC conducts six types of inspections of nondomestic users. The following is a summary of the inspection types utilized by the NBC:

~ *Initial Inspection* – The initial pretreatment inspection can be an announced or unannounced inspection and is performed to determine if the user is regulated under pretreatment regulations and to inform the user of pretreatment requirements.

~ *Annual Inspection* – An annual inspection is a thorough inspection of the facility and the user's records to determine if the firm is complying with all NBC and permit requirements. This inspection is done once per 12 month period for SIUs and covers all the items shown in the Annual Inspection Checklist which is



provided in ATTACHMENT VOLUME I, SECTION 3. The annual inspection is an announced inspection which consists of an extensive review of paperwork, processes, pretreatment systems, treatment procedures, sampling procedures, spill containment measures, and chemical/waste storage areas.

- ~ *Follow-up Inspection* – This inspection may be an announced or unannounced inspection to determine if specific items noted in an annual inspection were completed as required. Follow-up inspections may be conducted to view work in progress, work completed or discuss problems that the firm may be having in complying with or understanding NBC or Pretreatment Program requirements.
- ~ *Sampling Inspection* – The sampling inspection is an unannounced inspection which must be conducted of every SIU at least once every 12 months, as required by EPA regulation. The NBC typically conducts sampling of each SIU twice every 12 months.
- ~ *Facility Shutdown Inspection* – This is typically an announced inspection to conduct an inventory of all chemicals and solutions on-site, to observe facility decontamination procedures, to seal sewer connections to prevent illegal discharges to the sewer, and to install prohibited discharge stickers on all tanks.



*Facility Shutdown Inspection of an electroplating facility that is no longer in operation.*



*Follow-up inspection of the same facility to verify that the firm has disposed of all solutions and complied with NBC Shutdown Procedures.*

- ~ *Emergency Response or Special Investigation Inspection* – This is an immediate unannounced inspection initiated in response to a complaint or spill to determine the source of problems occurring in the sewer system. These problems or complaints are typically reported by NBC employees, local authorities or by district residents.

From January 1, 2007 through December 31, 2007, the Pretreatment staff conducted 1,664 inspections of users, not including sampling visits. This represents a decrease of 442, or 21.0%, inspections over the number of facility inspections conducted by the Pretreatment staff the previous year. Of the 1,664 non-sampling inspections conducted by the Pretreatment staff, 429 were inspections of SIUs and 1,265 were inspections of non-

significant users. The Pretreatment staff conducted 345 facility inspections of categorical users and 84 inspections of significant non-categorical industrial users in both districts, excluding sampling visits. The Pretreatment staff conducted 30 regulatory compliance meetings with users during 2007.

All facilities classified as SIUs were inspected at least twice during the 12 month report period with the exception of three firms. One firm ceased discharges in early 2007. One changed ownership in early 2007 and one firm did not discharge for most of 2007. The NBC Pretreatment Section satisfied and exceeded EPA requirements to inspect every significant industrial user at least once every 12-month period.

During the past year, EMDA staff conducted 280 industrial user sampling inspections of 114 industrial user facilities resulting in the collection of 2,155 composite and grab samples. These 2,155 samples translated to 283 user sample results. Of the 283 user samples, 261 sampling events were conducted at significant users and 22 sampling events were conducted at non-significant users. There were 187 sampling inspections of 80 categorical industries and 69 sampling inspections of 24 significant non-categorical users.

During 2007, the EMDA Section sampled every SIU at least once within the 12-month period required by EPA Regulations. In fact, all SIUs were sampled at least twice in 2007. Many SIUs were sampled more than twice due to effluent violations observed at the firms. TABLE 10 summarizes the status of each firm that was not sampled or inspected by the NBC at least twice in 2007.

**TABLE 10**  
**Summary of SIUs Sampled or Inspected Less than  
Twice in 2007**

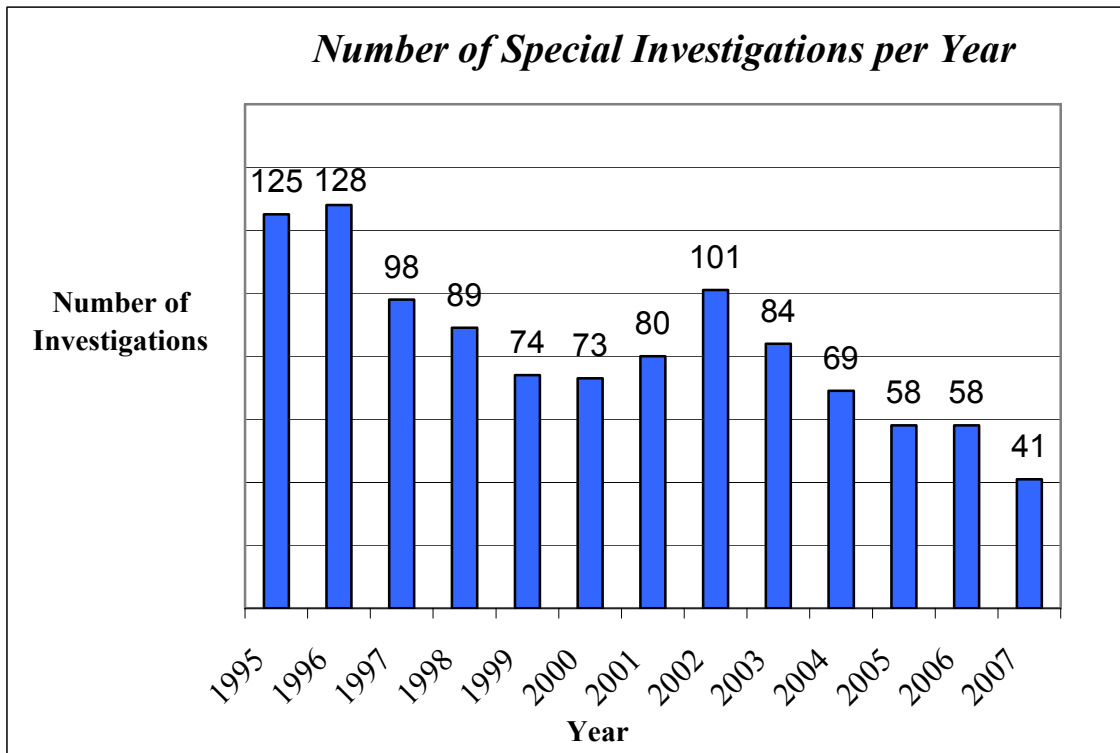
COMPANY NAME	2007 SAMPLE & INSPECTION SUMMARY	EXPLANATION
<i>Field's Point District</i>		
Shank Balfour/Beatty-Ernest Street	1 inspection only	Firm changed ownership in early 2007.
Shank Balfour/Beatty-Foundry	1 inspection only	Firm ceased process operations in late 2006 and sealed sewer connection in early 2007.
Narragansett Electric Co.-Gas Holders	1 inspection only	Firm did not discharge for most of 2007.

A summary of the number of types of inspections performed by the NBC this reporting period is provided in TABLES 3 and 5, the Pretreatment Performance Summary Sheets, which are contained in CHAPTER I of this report. A list of each NBC sampling and nonsampling user inspection and the inspection date is provided in ATTACHMENT VOLUME II, SECTION 2.

## **Emergency or Special Investigations**

Over the past year, NBC Pretreatment staff investigated approximately 41 reports of spills, odors, blockages, unusual plant influents, and illegal discharges to the sewer system within the Field's Point and Bucklin Point service areas. A listing of 2007 emergency or special investigations is provided in ATTACHMENT VOLUME II, SECTION 4. FIGURE 6 is a graphical trend analysis detailing the number of pretreatment investigations conducted annually since 1995.

**FIGURE 6**



As can be seen from FIGURE 6, the number of investigations and spill response activities fluctuates from year to year, but has been significantly reduced from the number of investigations conducted in the early 1990s. This is attributed to better education of users regarding spill prevention practices and overall environmental awareness by industry.

**FIGURE 7**

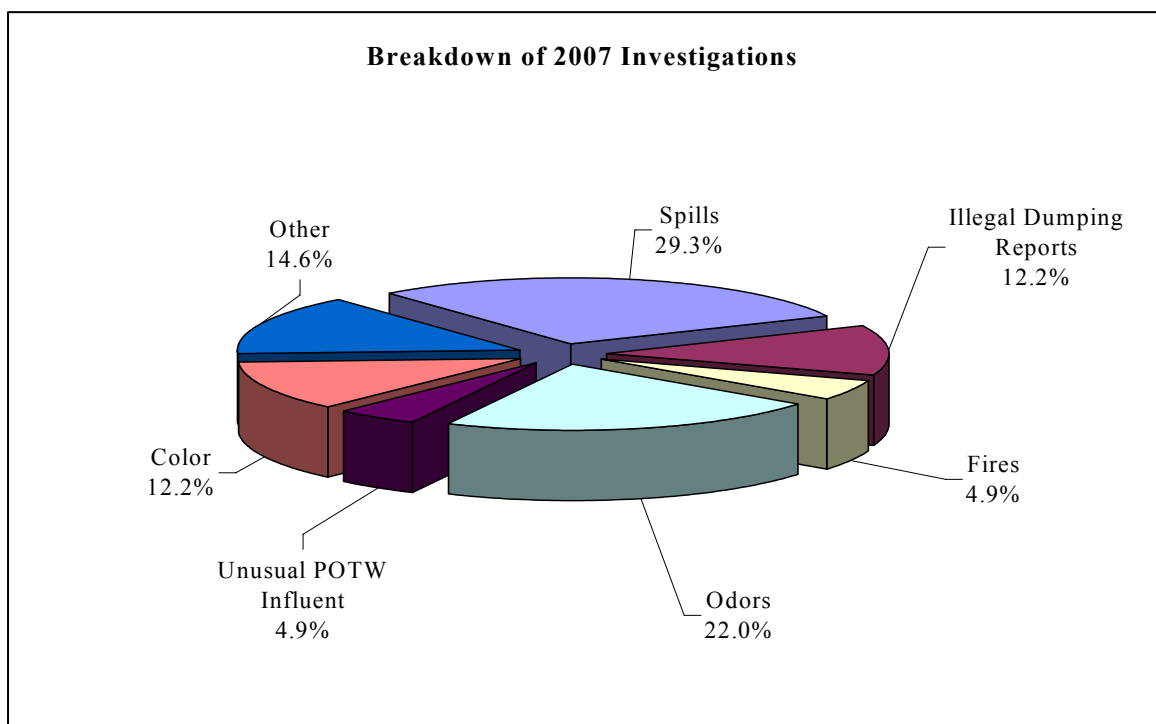


FIGURE 7 is a graphical breakdown of the types of investigations conducted in 2007. As can be seen from the graph, the majority of Pretreatment special investigations resulted from reports of spills at 29.3%. Of the 41 special investigations, there were five reports of unpermitted discharges or illegal dumping, 14.6% of all investigations reported.

There were twelve investigations of gasoline, fuel, oil and/or chemical spills, and nine odor complaint investigations. These investigations often require frequent follow-up activities, subsequent inspections and clean-up activities, and often result in the initiation of enforcement actions by the NBC. Numerous follow-up inspections were required as a result of these initial 41 investigations. Those NBC investigations of major concern and interest to the NBC over the past year are described in the following paragraphs:

**Spills**

During 2007, Pretreatment staff investigated twelve spills in the two NBC service districts, six in Field's Point and six in Bucklin Point. Of the twelve investigations, nine were in response to fuel and/or oil spills and three were in response to chemical spills.

The fuel and oil spills varied in size from a couple of gallons of gasoline to approximately 100 gallons of lubricating oil. Eight out of the nine fuel and oil spills occurred outside. In seven of the outside spills there was no impact to the NBC sewer system as contractors cleaned up the spilled fuel and pumped out any catch basins that were impacted.

The eighth outside spill occurred in Seekonk, MA in an area abutting Pawtucket. The area is not serviced by the NBC. The final oil spill occurred inside Pawtucket Power Associates, facility located on Colfax Street in Pawtucket. Approximately 100 gallons of lubricating oil spilled from a pump housing via a failed seal. The spilled oil was contained by the company's spill control measures and did not impact the sewer system.

Pretreatment staff responded to three incidents of chemical spills in 2007. All three chemical spills occurred at permitted industrial users, two located in the Field's Point district and one in the Bucklin Point district. None of these chemical spills adversely impacted the NBC treatment facilities. The first spill occurred at Surface Coatings Plant II located in Providence. The spill occurred when a fire sprinkler system in a company located on a floor above Surface Coatings Plant II malfunctioned causing electroplating tanks in Surface Coatings to overflow. All of the flood waters remained in the facility due to the spill control measures that were in place. The second chemical spill occurred at Mahr Federal, Inc. located in Providence when a sprinkler head located in duct work malfunctioned. Water from the malfunctioning sprinkler head discharged to five tanks in the metal finishing area causing them to overflow. The spilled solutions discharged to the floor spills holding tank which also overflowed in the pretreatment area. This solution was contained in the pretreatment area due to spill control measures in place at the facility. The third chemical spill occurred at Teknor Apex Company located in Pawtucket. The spill occurred when a truck was off loading white mineral oil to the company's tank farm. Approximately 30 to 50 gallons of this oil spilled on to Oakland Avenue. The company deployed booms and spill pads to the area. None of the spilled oil reached the catch basins in the area and did not impact the sewer system.

Pretreatment staff respond to all reports of spills to ensure that prohibited substances do not enter or adversely impact NBC facilities or Narragansett Bay. The appropriate local and/or state authorities are contracted by the NBC when it is determined that spill impacts systems regulated by other agencies.

### **Odor Investigations**

During 2007, Pretreatment staff responded to nine reports of odors. The majority of these investigations, seven, were located in Cumberland, in the Bucklin Point district. All seven of these investigations took place in and around the Highland Corporate Park in Cumberland. Residents in the area complained of strong odors in and around their homes. The Town of Cumberland requested assistance to locate the source of the odors. The companies in the corporate park were inspected and samples were collected in the sewer lines in the area. Pretreatment staff also assisted with air monitoring in two residences. The source of the odors was not detected through the NBC's efforts. The Town of Cumberland is investigating their facilities to mitigate the odors. The remaining two odor investigations occurred in the Field's Point district and were referred to the Pretreatment Section by the Interceptor Maintenance Section. Readings taken with air monitoring equipment revealed normal levels. The NBC facilities were not adversely impacted as a result of these reports.

### **Illegal Dumping & Unpermitted Discharge Investigations**

The Pretreatment Section investigates all reports of illegal dumping and unpermitted discharges into the sewer system, storm drains and/or rivers. In 2007, Pretreatment staff investigated five reports of illegal dumping or unpermitted discharges. All of these investigations occurred in the Field's Point district. Three of these investigations occurred at companies that are currently permitted by the NBC, Austin Metal Finishing, Inc., Ocean State Metals and Bonollo's Provisions. All three reports stated the company was discharging process wastewater to the sewer system illegally. All three companies were inspected and determined to be abiding by the terms of their permits. There was no evidence of illegal discharges at any of these three companies. One of the two remaining investigations was from a report of storm water runoff and soil discharging to the sewer from an excavation project. There was no evidence of soil discharging to catch basins in the area or the sewer line. However, the contractor on the project agreed to install barriers to reduce the potential to impact the sewer. The final investigation was a result of a concerned citizen reporting another resident was illegally discharging an unknown material to a catch basin. There was no evidence of illegal dumping in the area.

### **Pass-through and Interference**

During 2007 the NBC Pretreatment Section conducted 41 special or emergency investigations within the Field's Point and Bucklin Point districts. Over 56.1% of all investigations involved either an unusual influent to the Bucklin Point or Field's Point treatment facilities, illegal dumping, or spills. The most common type of emergency investigation was reports of spills, 29.3% of all investigations.

The next most common types of investigations were odors with nine investigations and illegal dumping and/or unpermitted discharges with five investigations. These investigations involved primarily oils, gasoline, and grease either being intentionally dumped or accidentally spilled.

All reports of spills, dumping activities, unusual influents, and other related incidents during 2007 were thoroughly investigated. It is not known at the onset of an unusual influent report if the influent pollutant will cause interference with either mechanical equipment or with the microbial organisms utilized at the treatment facilities to break down the sanitary waste. Nonetheless, each report must be investigated to ensure that the unusual influent does not cause interference with NBC operations, pass through the facility into the receiving waters, or cause a discoloration of the receiving body of water, all of which would result in NBC being in violation of its RIPDES permits. None of the unusual influent incidents investigated during 2007 resulted in interference or pass-through situations at either of the NBC wastewater treatment facilities. This is a testament to the excellent job done daily by the NBC team to control the discharge of toxic and nuisance pollutants.



## *IV. COMPLIANCE MONITORING*



## **Compliance Monitoring**

The Narragansett Bay Commission utilizes two types of monitoring to determine user compliance with effluent discharge limitations. These are:

- User Self-Monitoring;
- Compliance monitoring conducted by NBC personnel.

A description of both types of monitoring is provided in the following sections.

### **User Self-Monitoring**

User self-monitoring is monitoring conducted by an industrial or commercial user in accordance with the terms of their permit. The frequency of self-monitoring required by the permit may vary from once every twelve months (one time per year) to once per month (twelve times per year) depending on the nature and volume of the wastewater discharges. In some cases, permits may require compliance monitoring of each facility discharge. The frequency of self-monitoring is automatically increased to weekly when a user fails to meet standards as demonstrated by self-monitoring required under the terms of a permit or by NBC sampling results. Once the user has demonstrated full compliance during four consecutive sampling dates, the user is returned to the monitoring frequency specified in the permit.

User self-monitoring must be conducted in accordance with federal pretreatment requirements as specified in 40 CFR §403 and analytical techniques specified in 40 CFR §136. Results must be submitted with a properly completed Self-Monitoring Compliance Report (SMCR) form. The SMCR form requires the user to review the analytical results prior to submittal, to notify the NBC of any violation within twenty-four (24) hours of becoming aware of the violation and to enter the analytical report identification number on the SMCR form. The SMCR form notifies the users of the NBC requirement to resample their wastewater for any parameters violating standards. This resampling must be done and results submitted within thirty (30) days of becoming aware of the violation. The SMCR form also requires the user to notify the NBC of the reasons for the violation and the steps and time frame necessary to correct the violations. This form must be signed by an authorized agent of the company. A sample SMCR form is provided in ATTACHMENT VOLUME I, SECTION 3.

In 1993, the Pretreatment staff developed the 24 Hour Violation Notification Fax form so that the user could quickly report an effluent violation to the NBC. This form also provides a good file record that the proper NBC violation notification requirement was satisfied by the user. A sample 24 Hour Violation Notification Fax form is provided in ATTACHMENT VOLUME I, SECTION 3.

Samples collected by industrial and commercial users can be either composite samples or grab samples. Composite samples consist of a number of samples taken over a period of time that are combined. Most permit sampling consists of composite samples.

Grab samples consist of a single sample taken at one point in time. This type of sample is typically used to monitor the pollutant concentrations of batch discharges from facilities and to ensure that wastewater treated on a batch basis is receiving proper pretreatment. A batch discharge usually occurs from one tank over a short period of time.

Many users are required to perform both composite and grab sampling of their discharges. Composite sample results are evaluated for compliance with the NBC's discharge limitations shown in TABLE 11. This table indicates the discharge standards that must be maintained by users located in the Field's Point and Bucklin Point drainage districts. Batch discharges are evaluated for compliance by means of a concentrated discharge formula. This formula is based on the allowable mass loading from a facility and is essentially equivalent to the EPA combined wastestream formula.

In addition to regular wastewater sampling, many industrial users, including all electroplaters and metal finishers, are required to continuously record the pH of the effluent discharged from their firm. These users are required to file a monthly pH Monitoring Report summarizing the maximum, minimum, and average pH values for each day of operation. The pH Monitoring Report form requires the user to certify that the data reported to the NBC was taken directly from the pH recording chart and is reported to an accuracy of 0.1 standard units. Firms that discharge wastewater on a batch basis must record the final pH of the batch prior to discharge. This data must also be reported monthly. The NBC Batch and Continuous pH Monitoring Report forms are provided in ATTACHMENT VOLUME I, SECTION 3.

### **NBC Industrial User Sampling Program**

NBC EMDA staff conduct compliance monitoring of industrial and commercial facilities to assess the users' compliance status and to verify the validity of user self-monitoring results. Sampling is conducted inside the facility and is random and unannounced. A chain of custody procedure is used which includes completion of a chain of custody document. Sample bottles are sealed with bottle sealing tape to prevent tampering after sampling and preservation has been completed. A sample submission sheet is completed by the EMDA staff conducting the sampling event and specifies the exact sampling procedure to be implemented, the laboratory analysis requested to be conducted, facility water consumption data, sample preservation documentation and a certification of split sample acceptance or refusal signed by the user. Copies of these sampling and chain of custody documents are provided in ATTACHMENT VOLUME I, SECTION 3.

## TABLE 11

### NBC FIELD'S POINT EFFLUENT DISCHARGE LIMITATIONS\* (Providence, North Providence, Johnston, small sections of Lincoln and Cranston)

<u>Parameter</u>	<u>Maximum Daily (Composite daily for 1 day)</u>	<u>Average (10 day)</u>
Cadmium (Total)	0.11	0.07
Chromium (Total)	2.77	1.71
Copper (Total)	1.20	1.20
Cyanide (Total)	0.58	0.58
Lead (Total)	0.60	0.40
Mercury (Total)	0.005	0.005
Nickel (Total)	1.62	1.62
Silver (Total)	0.43	0.24
Zinc (Total)	2.61	1.48

<u>Parameter</u>	<u>Limitation (Max.)</u>
Total Toxic Organics (TTO)	2.13
Biochemical Oxygen Demand (BOD)	300.00**
Total Suspended Solids (TSS)	300.00**
Total Oil and Grease (Fats, Oil and Grease)	125.00
Oil and Grease (Mineral Origin)	25.00
Oil and Grease (Animal/Vegetable Origin)	100.00
pH range (at all times)	5.0 - 11.0 standard units

### NBC BUCKLIN POINT EFFLUENT DISCHARGE LIMITATIONS\* (Pawtucket, Central Falls, Lincoln, Cumberland, Rumford Section of East Providence, and the Eastern Section of Smithfield)


<u>Parameter</u>	<u>Maximum Daily (Concentration Limit mg/l)</u>	<u>Monthly Average (Concentration mg/l)</u>
Arsenic (Total)	0.20	0.10
Cadmium (Total)	0.11	0.07
Chromium (Total)	2.77	1.63
Copper (Total)	1.20	1.20
Cyanide (Total)	0.50	0.50
Lead (Total)	0.69	0.29
Mercury (Total)	0.06	0.03
Nickel (Total)	1.62	1.62
Selenium (Total)	0.40	0.20
Silver (Total)	0.40	0.20
Tin (Total)	4.00	2.00
Zinc (Total)	1.67	1.39

<u>Parameter</u>	<u>Limitation (Max.)</u>
Total Toxic Organics (TTO)	2.13
Biochemical Oxygen Demand (BOD)	300.00**
Total Suspended Solids (TSS)	300.00**
Total Oil and Grease (Fats, Oil and Grease)	125.00
Oil and Grease (Mineral Origin)	25.00
Oil and Grease (Animal/Vegetable Origin)	100.00
pH range (at all times)	5.0 - 11.0 standard units

\* All limitations are in units of mg/l unless otherwise specified.

\*\* Exceeding these limitations may be permitted but exceedance will be subject to surcharge in accordance with rates approved by the Public Utilities Commission and R.I.G.L. §39-1-1-1 et seq.

The EMDA Program utilizes many controls to insure the legal integrity of the samples collected for compliance and enforcement monitoring. Quality Assurance and Quality Control begins with the purchase of materials. The sample bottles purchased are high quality and pre-cleaned. New bottles are purchased and utilized for each sampling event and all old bottles are discarded. Only the bottles used in automatic samplers and cyanide sample bottles are washed and reused by NBC staff. These bottles are replaced annually. Preservatives purchased are reagent grade with ultra low levels of impurities.



*Laboratory staff entering data into LIMS*

Standard Operating Procedures (SOP) have been established for glassware and equipment cleaning. These were developed in accordance with EPA established protocols. A copy of the Standard Operating Procedures Manual is kept in each NBC EMDA field laboratory at all times for reference. The procedures include specific information relative to the types of chemicals used, such as phosphate free detergents, de-ionized water, types and strengths of acids, and solvents. EMDA sampling equipment and protocols were modified several years ago to satisfy EPA Clean Sampling requirements.

A logbook is maintained for each automatic sampler to document all usage, cleaning and repairs, as well as all preventive maintenance, which is performed twice a year. All sample lines are prepared in the same manner as sample containers. Acids used in this process are also periodically analyzed for contaminants. A blank water sample of the sampler hose and pump lines is collected and preserved upon completion of the cleaning process. This blank is submitted to the lab with the samples that are collected with that sampler. In addition, the Nanopure<sup>®</sup> Deionized Water System used by the program is checked each week at the ppb level to ensure the integrity of the final de-ionized water rinse.

Whenever the NBC conducts user sampling, the user is offered a replicate sample that they may have analyzed by an independent laboratory for comparison with the NBC's results. The user is notified of the NBC's results as soon as they are reported by the NBC laboratory.



*NBC Laboratory Building*

In addition to compliance monitoring inside the industrial and commercial user facilities, the NBC also monitors manholes strategically located throughout the sewer system on a regular basis. The purpose of this manhole monitoring is to track spills, concentrated or non-compliant discharges, and to sample users without them being aware that sampling is being conducted.



*NBC Lab Staff Member Performing  
Pollutant Analysis*

The majority of samples collected in 2007 by the EMDA staff were analyzed at the NBC laboratory located at Fields Point. The NBC Bucklin Point and Field's Point Laboratories were consolidated as of November 2001. A state of the art, full service wastewater laboratory was constructed to combine the two NBC labs and to accommodate new EPA regulations that call for more sensitive detection of various materials contained in wastewater.

The EPA has outlined several analyses that will require ultra low level detection. These analyses are for Trace Metals utilizing an inductively coupled plasma/mass spectrometer (ICP/MS), mercury using a cold vapor atomic fluorescence spectrometer, and cyanide. To achieve these ultra low levels, the instruments must be kept in an environment free of contaminants. The major contaminant of concern is metals. An area of the lab is classified as being a Class 1000 Clean Room. This means that there is very minimal exposed metal in this area. Everything in this area from the light fixtures to the door jambs are coated or made of a non-metallic material.

There are separate areas of the clean room designated for digestion of metals, metals analysis on the ICP and metals analysis on the mercury analyzer. The mercury analyzer uses EPA Method 245.7 and currently has a detection limit of 2.0 parts per trillion (ppt). The detection limit is expected improve as protocols for this new equipment are further refined. The laboratory's ultimate goal is to use EPA Method 1631 for the measurement of total mercury, with an estimated method detection limit of 0.05 ppt and minimum reporting limit (ML) of 0.2 ppt. The ICP/MS is used for ultratrace multi-elemental analysis. The method used is EPA Method 200.8 for trace metals at EPA Water Quality Criteria levels.

The lab facility has a microbiology lab dedicated to fecal coliform and various other bacterial analysis. A microscope, camera, and monitor are some of the tools used in the "Micro" room. There is also a room specifically used for making media, which is the material used to promote bacteria growth. This is important to control contamination concerns. To accommodate the many research projects conducted by NBC and to satisfy new EPA regulations, it is vital to properly maintain and continuously improve the NBC state of the art laboratory.

Between the period of January 1, 2007 through December 31, 2007, NBC personnel conducted 280 sampling inspections of industries located within the NBC Field's Point and Bucklin Point Districts, resulting in the collection of 2,155 composite and grab samples. These 2,155 samples translated to 283 user sample results. Of these 283 user samples, 260 were in full compliance with the NBC standards and 23 were not in compliance, resulting in a user compliance rate of 91.8% based upon NBC analyses, an increase from the 86.1% rate of compliance reported for 2006 NBC monitoring results.

The NBC satisfied all EPA requirements regarding sampling SIUs at least once every twelve months, as all NBC significant users with discharges were sampled in 2007. NBC personnel collected samples from all significant categorical and non-categorical users that discharged into the NBC sewer system during 2007. In fact, all SIUs were sampled at least twice in 2007.

The NBC conducted sampling of 104 SIUs and 10 non-significant user facilities in the two NBC districts during 2007. Of the 114 facilities sampled by the NBC, 80 facilities were classified as categorical industries at the time of the sampling event. There were 24 firms classified as significant non-categorical facilities when sampled by the NBC during 2007.

Computer printouts of the past year's sampling results for significant and non-significant users, separated by district, are provided in ATTACHMENT VOLUME II, SECTIONS 5 and 6 respectively. NBC analyses are indicated by a "Y" in the printout. These printouts list cadmium, chromium, copper, lead, nickel, silver, zinc, cyanide, BOD, TSS, Oil and Grease, and other categorical parameters specific to the user. The compliance status of each result is also indicated.

### **Analysis of Monitoring Results**

NBC permits required industrial and commercial users to submit 2,512 wastewater monitoring reports for the period from January 1, 2007 through December 31, 2007. For this period, the industrial and commercial users actually submitted 3,174 sample results, 3,046 of which were in full compliance with the NBC and EPA standards. This is a user self monitoring report rate of compliance of 96.0%. The users submitted 26.4% more analyses than required by permits due to the NBC's requirement to conduct weekly sampling once non-compliance has occurred.

TABLE 12 provides a summary of the batch and non-batch compliance monitoring results for categorical and non-categorical industries located in both NBC districts for the period from January 1, 2007 through December 31, 2007. TABLE 13 provides a summary of the batch and non-batch compliance monitoring results for the significant and non-significant industrial users. The data reported in TABLES 12 and 13 is shown graphically in FIGURES 8 and 9. TABLE 14 is a comparison of the percent compliance for both self-monitoring and NBC sampling results for the aforementioned period. This table clearly indicates that there may be inconsistencies between NBC and user sampling results. While user self-monitoring compliance reports submitted by significant users indicate a compliance rate of 96.9%, NBC results indicate a compliance rate of 91.1% for this class of users.

**TABLE 12**

**Narragansett Bay Commission  
Field's Point and Bucklin Point Districts**

**Summary of All Compliance Monitoring Results  
for Categorical and Non-Categorical Users**

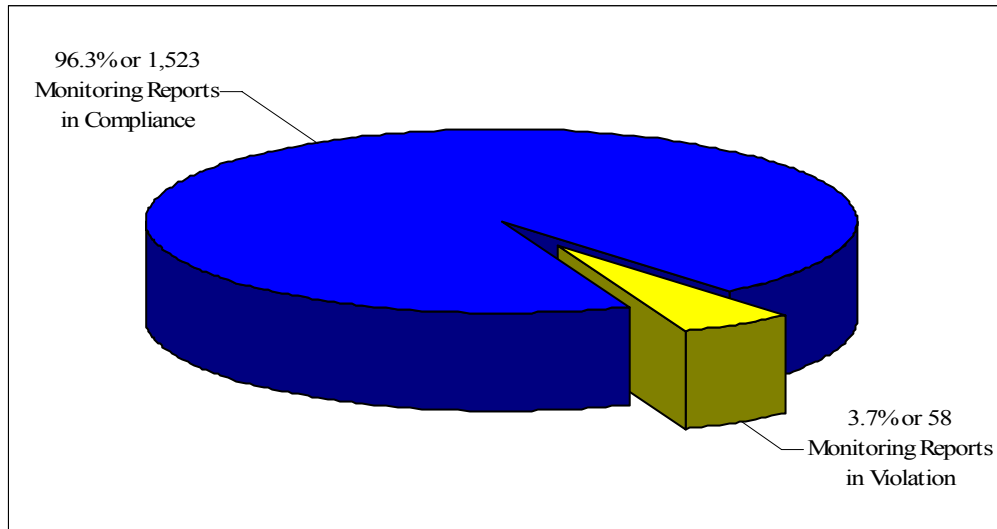
**January 1, 2007 - December 31, 2007**

<b><u>User Self-Monitoring Results</u></b>	<b>Categorical</b>	<b>Non-Categorical</b>	<b>Totals</b>
Total Monitoring Reports Required	1,082	1,430	2,512
Total Monitoring Reports Submitted	1,382	1,792	3,174
Total Monitoring Reports In Compliance	1,345	1,701	3,046
Total Samples Monitoring Reports Not In Compliance	37	91	128
<b><u>NBC Monitoring Results</u></b>			
Total Monitoring Reports Collected	199	83	282
Total Monitoring Reports In Compliance	178	81	259
Total Monitoring Reports Not In Compliance	21	2	23
<b><u>All Results</u></b>			
Total Monitoring Reports Reviewed	1,581	1,875	3,456
Total Monitoring Reports With Violations	58	93	151
Total Monitoring Reports In Compliance	1,523	1,782	3,305
Total Users Sampled	81	492	573
Total Users With Violations	24	47	71
Total Users Without Violations	57	445	502

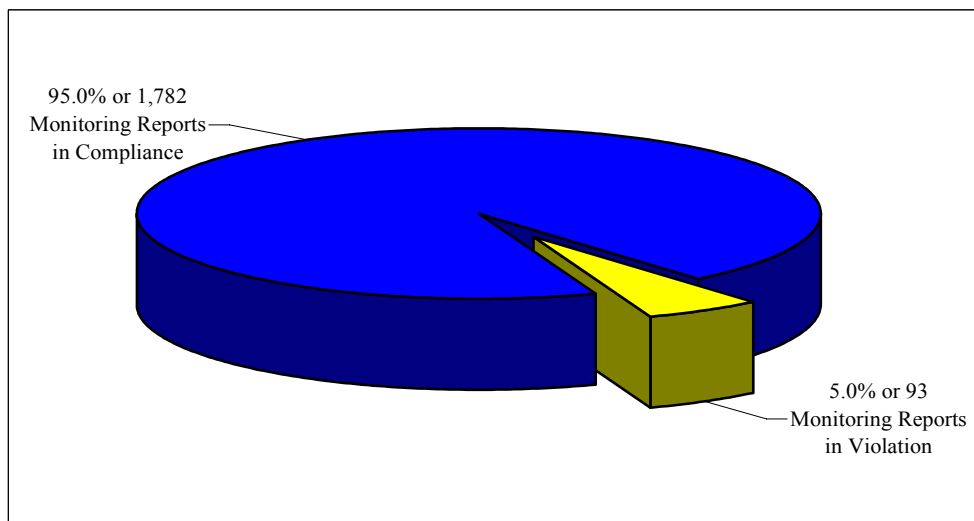
## FIGURE 8

### 2007 Rates of Compliance for Categorical and Non-Categorical Users Field's Point & Bucklin Point Districts

#### Categorical User Analyses Total Number of Monitoring Reports = 1,581



#### Non-Categorical User Analyses Total Number of Monitoring Reports = 1,875





**TABLE 13**

**Narragansett Bay Commission  
Field's Point and Bucklin Point Districts**

**Summary of All Compliance Monitoring Results  
for Significant and Non-Significant Users**

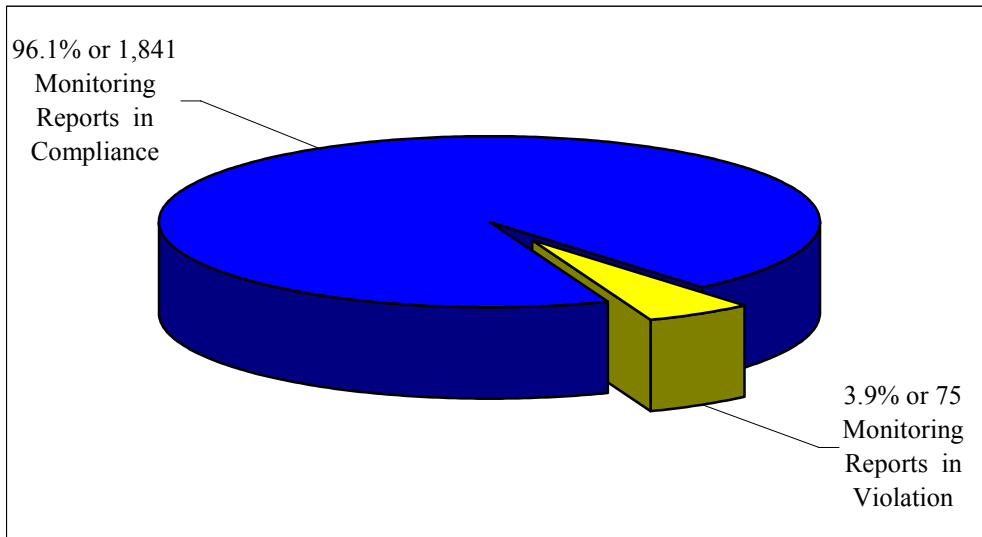
**January 1, 2007 - December 31, 2007**

<b><u>User Self-Monitoring Results</u></b>	<b>Significant Users</b>	<b>Non-Significant Users</b>	<b>Totals</b>
Total Monitoring Reports Required	1,278	1,234	2,512
Total Monitoring Reports Submitted	1,657	1,517	3,174
Total Monitoring Reports In Compliance	1,605	1,441	3,046
Total Monitoring Reports Not In Compliance	52	76	128
<b><u>NBC Monitoring Results</u></b>			
Total Monitoring Reports Collected	259	23	282
Total Monitoring Reports In Compliance	236	23	259
Total Monitoring Reports Not In Compliance	23	0	23
<b><u>All Results</u></b>			
Total Monitoring Reports Reviewed	1,916	1,540	3,456
Total Monitoring Reports With Violations	75	76	151
Total Monitoring Reports In Compliance	1,841	1,464	3,305
Total Users Sampled	104	469	573
Total Users With Violations	29	42	71
Total Users Without Violations	75	427	502

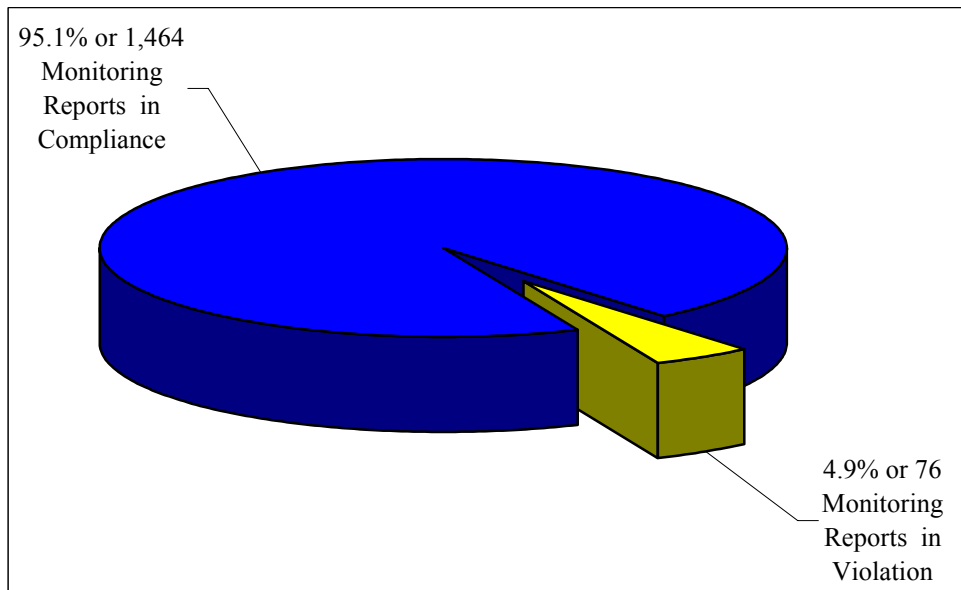
**FIGURE 9**

**2007 Rates of Compliance for Significant and Non-Significant Users  
Field's Point & Bucklin Point Districts**

**Significant User Analyses  
Total Number of Monitoring Reports = 1,916**



**Non-Significant User Analyses  
Total Number of Monitoring Reports = 1,540**



**TABLE 14**

**Narragansett Bay Commission  
Field's Point and Bucklin Point Districts**

**Comparison of Compliance Rates for  
Self-Monitoring and NBC Monitoring Reports**

**January 1, 2007 - December 31, 2007**

	<b>User Self- Monitoring</b>	<b>NBC Monitoring</b>	<b>All Results</b>
<b><u>Significant Users</u></b>			
Compliance Rate	<b>96.9%</b>	<b>91.1%</b>	<b>96.1%</b>
Non-Compliance Rate	<b>3.1%</b>	<b>8.9%</b>	<b>3.9%</b>
<b><u>Non-Significant Users</u></b>			
Compliance Rate	<b>95.0%</b>	<b>100.0%</b>	<b>95.1%</b>
Non-Compliance Rate	<b>5.0%</b>	<b>0%</b>	<b>4.9%</b>
<b><u>Categorical Users</u></b>			
Compliance Rate	<b>97.3%</b>	<b>89.4%</b>	<b>96.3%</b>
Non-Compliance Rate	<b>2.7%</b>	<b>10.6%</b>	<b>3.7%</b>
<b><u>Non-Categorical Users</u></b>			
Compliance Rate	<b>94.9%</b>	<b>97.6%</b>	<b>95.0%</b>
Non-Compliance Rate	<b>5.1%</b>	<b>2.4%</b>	<b>5.0%</b>
<b><u>All Users</u></b>			
Compliance Rate	<b>96.0%</b>	<b>91.8%</b>	<b>95.6%</b>
Non-Compliance Rate	<b>4.0%</b>	<b>8.2%</b>	<b>4.4%</b>

This data review indicates an increase in the overall SIU compliance rate based upon user monitoring and NBC results when compared to the previous reporting year, as the overall SIU rate of compliance increased from 94.8% in 2006 to 96.1% in 2007. There was a 5.8% difference in significant industrial user compliance rates observed between user and NBC sampling results. The difference in compliance rates observed for categorical users for these two types of effluent monitoring was even greater at 7.9%.

User self monitoring reports submitted by categorical users indicated full compliance 97.3% of the time, while NBC monitoring found categorical users to be in compliance for only 89.4% of NBC sampling events. These differences in NBC and user monitoring compliance rates indicate that some users may not be properly collecting samples or reporting results that are truly representative of the quality of their effluent discharge and may even indicate that some firms may be falsifying monitoring reports. The NBC aggressively investigates these discrepancies through its industry and manhole sampling programs.

TABLE 15 provides a comparison of the compliance rates for different classes of users located in the Field's Point and Bucklin Point Districts. The compliance rates for each class of users in both districts were very similar. The overall rate of compliance for Field's Point users was 95.8%, while it was 93.6% in the Bucklin Point District.

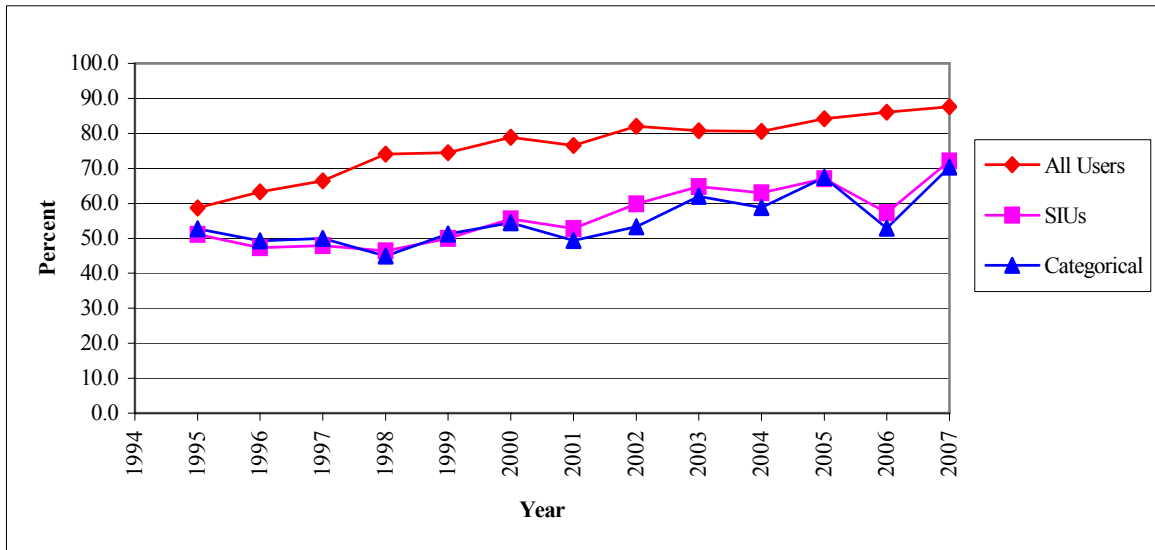
The Field's Point categorical users were in full compliance for 97.5% of the sampling events at their facilities in 2007. This compliance rate increased from 95.1% in 2006. SIUs in the Bucklin Point District had a rate of compliance of 94.7%, less than the 97.2% SIU compliance rate observed in the Field's Point District.

The overall 2007 rate of SIU compliance in both districts was 96.1%, an increase from the compliance rate observed in 2006 of 94.8% for this class of user. As can be seen from TABLE 15, non-categorical users in Field's Point had the highest rate of compliance, 97.5%, while the non-significant users located in the Field's Point District had the highest rate of non-compliance, 5.5%. The rate of user compliance for all users in both districts increased slightly to 95.5% in 2007 when compared to 2006, at 95.0%.

TABLE 16 provides an analysis of the percentage of firms in each user class with perfect compliance records for effluent monitoring occurring during 2007. This analysis indicates that 70.4% of categorical users and 72.1% of significant users had perfect compliance records for all effluent parameters and sampling events. Non-significant users had the highest percentage of firms with perfect compliance records, 91.0%. During 2007, of the 573 firms that sampled their wastestream, 502 firms or 87.6% of users were in full compliance with NBC and EPA discharge standards. This analysis excludes the pH parameter and only reviews compliance with toxic pollutant discharge parameters. The perfect compliance rate for each year since 1995 is presented in FIGURE 10. The rate of all users with perfect compliance for effluent monitoring has shown marked improvement over the years. In 1995 the overall rate of compliance for all users was 58.7% compared with 87.6% in 2007.

The increase in user compliance rates can be attributed to educational efforts regarding EPA and NBC requirements by Pretreatment and Environmental, Safety & Technical Assistance (ESTA) staff. In addition to educating users, the ESTA staff offer free assistance to companies to resolve compliance issues. The NBC user education and technical assistance programs have resulted in significantly improved rates of compliance by NBC users.

**FIGURE 10**  
**Rate of Perfect Compliance with Effluent Parameters for**  
**All Users, Significant, and Categorical Users**



**TABLE 15**

**Narragansett Bay Commission**

**Comparison of Compliance Rates  
Between Field's Point and Bucklin Point Districts  
for All Monitoring Results**

**January 1, 2007 - December 31, 2007**

	<b>Field's Point District</b>	<b>Bucklin Point District</b>	<b>Both Districts</b>
<b><u>Significant Users</u></b>			
Compliance Rate	<b>97.2%</b>	<b>94.7%</b>	<b>96.1%</b>
Non-Compliance Rate	<b>2.8%</b>	<b>5.3%</b>	<b>3.9%</b>
<b><u>Non-Significant Users</u></b>			
Compliance Rate	<b>94.5%</b>	<b>96.4%</b>	<b>95.1%</b>
Non-Compliance Rate	<b>5.5%</b>	<b>3.6%</b>	<b>4.9%</b>
<b><u>Categorical Users</u></b>			
Compliance Rate	<b>97.5%</b>	<b>94.7%</b>	<b>96.3%</b>
Non-Compliance Rate	<b>2.5%</b>	<b>5.2%</b>	<b>3.7%</b>
<b><u>Non-Categorical Users</u></b>			
Compliance Rate	<b>94.6%</b>	<b>95.0%</b>	<b>95.0%</b>
Non-Compliance Rate	<b>5.4%</b>	<b>5.0%</b>	<b>5.0%</b>
<b><u>All Users</u></b>			
Compliance Rate	<b>95.8%</b>	<b>93.6%</b>	<b>95.6%</b>
Non-Compliance Rate	<b>4.2%</b>	<b>6.4%</b>	<b>4.4%</b>

## **TABLE 16**

### **Narragansett Bay Commission**

#### **Analysis of Percentage of Firms With and Without Effluent Violations\* for Various User Classes Field's Point and Bucklin Point Districts**

**January 1, 2007 - December 31, 2007**

	<b>% Firms Without Effluent Violations*</b>	<b>% Firms With Effluent Violations</b>
<b>Categorical Users</b>	<b>70.4%</b>	<b>29.6%</b>
<b>Non-Categorical Users</b>	<b>90.4%</b>	<b>9.6%</b>
<b>Significant Users</b>	<b>72.1%</b>	<b>27.9%</b>
<b>Non-Significant Users</b>	<b>91.0%</b>	<b>9.0%</b>
<b>All Users</b>	<b>87.6%</b>	<b>12.4%</b>

**\*Excludes pH Parameter Violations.**

Of the 3,456 analytical reports reviewed during 2007, there were 151 reports that indicated non-compliance with one or more of the NBC or EPA effluent parameters (excluding pH). Of these 151 non-compliant sample reports, 75 analyses were of samples collected from 29 significant industrial user facilities and 76 non-compliant samples were collected from 42 non-significant facilities.

Three of the 29 SIUs that had effluent violations during 2007 had five or more effluent parameter violations during the report period. In fact, of the 8,244 various pollutant parameters tested for by SIUs, these three firms were responsible for 36 parameter violations out of a total of 85 parameter violations reported by all significant users during 2007. These three firms accounted for 42.4% of all SIU parameter violations over the past year. The NBC has initiated enforcement actions against all of the following firms, and an Administrative Order was issued to one of these firms. A listing of each of these three firms and the current status of each of these users is provided in TABLE 17.

**TABLE 17**

**Narragansett Bay Commission**

**Status of Significant Users With 5 or More  
Parameter Violations**

**January 1, 2007 - December 31, 2007**

<b><u>Company Name</u></b>	<b><u>Number of Parameter Violations</u></b>	<b><u>User Status</u></b>
KIK Custom Products, Inc.	20	This Bucklin Point pharmaceutical manufacturing firm has experienced two total toxic organics violations, and eighteen total oil and grease violations. One total toxic organics and one total oil and grease violation were from NBC sampling events. The firm attributes the total toxic organics violations to product flushes and product heels containing high levels of solvents and the total oil and grease violations to air compressor condensate, and has since sent the aforementioned waste streams off-site for disposal. The firm has completed re-sampling for the total toxic organics and total oil and grease parameter violations. An Administrative Order for these violations was issued on September 10, 2007. A further discussion of the Administrative Order can be found in CHAPTER VI.
Cintas, Inc.	10	This Bucklin Point industrial laundry has experienced ten total oil and grease violations. Two of the total oil and grease violations occurred during NBC sampling events. The firm attributes the oil and grease violations to increased production levels which have since decreased. Re-sampling for the aforementioned violations has been completed and this firm is currently in compliance with effluent discharge limitations.



**TABLE 17**  
**(continued)**

**Narragansett Bay Commission**

**Status of Significant Users With 5 or More  
Parameter Violations**

**January 1, 2007 - December 31, 2007**

<b><u>Company Name</u></b>	<b><u>Number of Parameter Violations</u></b>	<b><u>User Status</u></b>
Austin Metal Finishing, Inc.	6	This Field's Point metal finishing firm has experienced two chromium violations, two zinc violations, one cyanide violation and a nickel Violation. Of the six violations, one chromium, one cyanide, one nickel and one zinc violation occurred during a NBC sampling event. The concentrations of chromium and zinc during this sampling event were also in violation of the EPA metal finishing categorical limitations as well as the NBC discharge limitations. The firm attributes the violations to improper batch treatment. The firm completed re-sampling for the violations.

**2007 Industrial User Compliance Status Summary**

During 2007, the NBC continued to monitor and track the compliance status of all industrial users in both the Field's Point and Bucklin Point districts. Notices of Violation were issued for all instances of non-compliance. A total of 1,904 Notice of Violation letters were issued in 2007. A table detailing each type of Notice of Violation letter issued to each firm can be found in ATTACHMENT VOLUME II, SECTION 8. A summary of the monthly compliance status for Significant Industrial Users can be found in ATTACHMENT VOLUME II, SECTION 5. A summary of NBC Enforcement Actions including the penalties assessed is also provided in Chapter VI.

## **Industrial Surveillance Manhole Monitoring Program**

During 2007, EMDA staff conducted sampling of an average of eight manholes each week. The automatic samplers for manholes are typically programmed to take a grab sample every 15 minutes over an approximately 32 hour period and utilize either one large bottle to obtain a single composite sample or a 24 bottle carousel to obtain 24 discrete samples. For carousel installations, 24 composite samples consisting of five grab samples per bottle are obtained over the 32 hour sampling period. At the lab, EMDA staff check each of the 24 sample bottles for pH and any unusual wastewater characteristics. Should any unusual conditions be observed, one or possibly all of the 24 samples would be analyzed separately. If no unusual characteristics are observed, an equal volume aliquot of each of the 24 samples is composited into two separate samples for laboratory analyses for metals and cyanide. After obtaining results indicating non-compliance, the NBC Pretreatment Section attempts to determine the possible source of these non-compliant discharges. Manhole monitoring results continue to indicate declines in the quantities of toxics discharged into the sewer system.

During 2007, the NBC conducted a total of 407 industrial manhole sampling events at manholes located throughout the two NBC sewer districts. In addition to conducting industrial manhole monitoring, NBC conducted 28 sampling events at residential manholes. There were a total number of 435 monitoring events at manholes in 2007. This is an increase from the 391 manhole monitoring events in 2006. In addition to the 435 monitoring events, a total of 5 manholes were attempted to be monitored in both Field's Point and Bucklin Point, however, due to low flow conditions or mechanical problems, effluent could not be collected by the automatic samplers.

NBC staff conducted 298 monitoring events at industrial surveillance manholes located in the Bucklin Point District. The compliance rate for industrial manhole monitoring for the Bucklin Point District was 94.0%. NBC personnel conducted 109 monitoring events at industrial manholes located in the Field's Point District. The rate of compliance for industrial manhole monitoring in the Field's Point District was 88.1%. These results show that at various times and in several locations, NBC discharge standards may have been violated. A discussion of the results of sanitary monitoring is provided in CHAPTER V of this report and a discussion of the manholes with elevated concentrations of toxics is provided in the following paragraphs. Industrial surveillance and sanitary manhole monitoring results for the past year are provided in ATTACHMENT VOLUME II, SECTION 7.

### **INDUSTRIAL SURVEILLANCE MANHOLE VIOLATIONS**

#### **FIELD'S POINT DISTRICT**

##### **Industrial Surveillance Manhole 04B**

Industrial Surveillance Manhole 04B is located on Chapman Street in Providence upstream of Armbrust International. The manhole is located at the beginning of a sewer line. On July 27, 2007 the concentration of nickel was in excess of the NBC discharge limitation of 1.62 ppm. Companies in the area were inspected to determine the potential source. Continued industrial manhole monitoring will be conducted by NBC personnel in 2008 to monitor the compliance status of this area.

#### Industrial Surveillance Manhole 08A

Industrial Surveillance Manhole 08A is located on Toronto Street in Providence downstream of Ira Green, Inc, which conducts metal finishing operations. On March 2, 2007, and July 13, 2007 the concentration of copper was in excess of the NBC discharge limitation of 1.20 ppm. The upstream manhole, 08B, was in full compliance with NBC limitations. The firm was issued a Notice of Violation which required a report be submitted. The firm indicated in the report that they had reviewed internal processes and could not determine a cause of the violation. The firm stated that they would closely monitor all internal processes to ensure future compliance. Subsequent manhole monitoring indicated compliance with NBC discharge limitations. Continued industrial manhole monitoring will be conducted by NBC personnel during 2008 to monitor the compliance status of this firm.

#### Industrial Surveillance Manhole 11A

Industrial Surveillance Manhole 11A is located on Virginia Avenue in Providence downstream of Monarch Metal Finishing, which conducts electroplating operations. On July 17, 2007 the concentration of copper was in excess of the NBC discharge limitation of 1.20 ppm. The firm and area upstream of the manhole was inspected. Continued industrial manhole monitoring will be conducted by NBC personnel during 2008 to monitor the compliance status of this firm.

#### Industrial Surveillance Manhole 12A

Industrial Surveillance Manhole 12A is located on Virginia Avenue in Providence downstream of C&C Rhode Island, LLC, which conducts metal finishing operations. On July 27, 2007 the concentration of silver was in excess of the NBC discharge limitation of 0.951 ppm. The firm and area upstream of the manhole was inspected. Continued industrial manhole monitoring will be conducted by NBC personnel during 2008 to monitor the compliance status of this firm.

#### Industrial Surveillance Manholes 23A

Industrial Surveillance Manhole 23A is located on Public Street in Providence downstream of Ideal Plating and Polishing, which conducts metal finishing operations. On October 5, 2007 the concentrations of copper and cyanide were in excess of the NBC discharge limitations of 1.20 ppm and 0.58 ppm. The sample collected from the upstream manhole, Industrial Surveillance Manhole 23B was in full compliance with NBC limitations. The firm was issued a Notice of Violation which required a report be submitted. The firm attributed the violations to new employees who may have cross contaminated rinses. The firm reported that it will retrain employees on rinsing procedures and monitor rinses more closely. Continued industrial manhole monitoring will be conducted by NBC personnel during 2008 to monitor the compliance status of this firm.

#### Industrial Surveillance Manholes 24A

Industrial Surveillance Manhole 24A is located downstream of Herff Jones on Temple Street in Providence, which conducts metal finishing operations. On March 2, 2007 the concentration of nickel was in excess of the NBC discharge limitation of 1.62 ppm. The upstream manhole, Industrial Surveillance 24B, was in full compliance with NBC limitations. The firm was issued a Notice of Violation which required a report be submitted. The firm indicated in the report that they had reviewed internal processes and could not determine a cause of the violation. The firm stated that they would closely monitor all internal processes to ensure future compliance. Continued industrial manhole monitoring will be conducted by NBC personnel during 2008 to monitor the compliance status of this firm.

#### Industrial Surveillance Manholes 69A

Industrial Surveillance Manhole 69A is located on Aurora Street in Providence downstream of Eagle Plating Company, Inc, which conducts electroplating operations. On January 26, 2007 the concentrations of copper, nickel, and cyanide were in excess of the NBC discharge limitations of 1.20 ppm, 1.62 ppm and 0.58 ppm. The upstream manhole, Manhole 69B was in full compliance with NBC limitations. The firm was issued a Notice of Violation which required a report be submitted. The firm indicated in the report that they had reviewed internal processes and could not determine a cause of the violation. Subsequent manhole monitoring indicated compliance with NBC discharge limitations. Continued industrial manhole monitoring will be conducted by NBC personnel during 2008 to monitor the compliance status of this firm.

#### Industrial Surveillance Manholes 94A

Industrial Surveillance Manhole 94A is located on Silver Spring in Providence downstream of JRB Associates, which conducts metal finishing operations. On July 6, 2007 the concentration of cyanide was in excess of the NBC discharge limitation of 0.58 ppm. The firm was issued a Notice of Violation which required a report be submitted. The firm indicated that floor wash water and equipment wash water entered the pH tank and pit inadvertently bypassing treatment. The firm stated that they repaired the berm around the pH tank and pit, and will ensure this wash water is treated in the cyanide destruct tank. Subsequent manhole monitoring indicated compliance with NBC discharge limitations. Continued industrial manhole monitoring will be conducted by NBC personnel during 2008 to monitor the compliance status of this firm.

#### Industrial Surveillance Manhole 111A

Industrial Surveillance Manhole 111A is located on Railroad Avenue in Johnston downstream of G. Tanury Company, which conducts metal finishing operations. On November 2, 2007, the concentrations of copper and zinc were in excess of the NBC discharge limitations of 1.20 ppm and 2.61 ppm. The firm was issued a Notice of Violation which required a report be submitted. The firm indicated the violation was caused by its copper resin column not working properly. The firm indicated that it would monitor resin columns more carefully to ensure future compliance. Continued industrial manhole monitoring will be conducted by NBC personnel during 2008 to monitor the compliance status of this area.

### Industrial Surveillance Manhole 153A and 153B

Industrial Surveillance Manhole 153A is located on Waterman Avenue in North Providence downstream of both Evans Plating Corporation and Induplate, Inc. Industrial Surveillance Manhole 153B is located on Waterman Avenue in North Providence upstream of Evans Plating Corporation and downstream of Induplate, Inc. Both facilities conduct metal finishing operations. On September 21, 2007, the concentration of zinc was in excess of the NBC discharge limitation of 2.61 ppm in Industrial Surveillance Manhole 153A. On September 21, 2007, the concentration of chromium and zinc was in excess of the NBC discharge limitation of 2.77 ppm and 2.61 ppm in Industrial Surveillance Manhole 153B. Continued industrial manhole monitoring will be conducted by NBC personnel during 2008 of these manholes in addition to the manholes immediately upstream and downstream of Induplate, Inc. to monitor the compliance status of these firms.

### BUCKLIN POINT DISTRICT

#### Chromium Investigation

In 2007, elevated concentrations of chromium were detected entering the Bucklin Point treatment facility. It was determined the elevated chromium concentrations were entering the plant through the Blackstone Valley Interceptor. Strategic manholes throughout the district were identified and monitored to track the elevated concentrations, to determine and isolate the source. Manholes P190005, O190013, Industrial Surveillance 36B, and Industrial Surveillance 37C all had concentrations of copper, nickel, and/or chromium in excess of the NBC discharge limitations of 1.20 ppm, 1.62 ppm and 2.77 ppm. The most likely source of these high concentrations was determined to be Providence Metallizing Company Inc. located on Fairlawn Avenue in Pawtucket which conducts metal finishing operations. The firm attributed the high concentrations of metals in manholes downstream of its facility to switching between old and new treatment systems. The firm was in the process of upgrading its pretreatment system in order to reduce its water usage by a significant amount, and had to periodically troubleshoot problems that arose with the new system. Continued industrial manhole monitoring will be conducted by NBC personnel during 2008 to monitor the compliance status of this area.

### Industrial Surveillance Manhole 32A & 32B

Industrial Surveillance Manholes 32A and 32B are located on Patterson Avenue in Pawtucket. On February 16, 2007 the concentration of copper was in excess of the NBC discharge limitation of 1.20 ppm in both manholes. The companies in the area were inspected to determine the most likely source. Continued industrial manhole monitoring will be conducted by NBC personnel during 2008 to monitor the compliance status of this area.

Industrial Surveillance Manhole 74

Industrial Surveillance Manhole 74 is located on Chace's Place in Central Falls downstream of Liberty Plating Company, Inc. which conducts electroplating operations. On January 19, 2007 and July 20, 2007 the concentrations of copper and nickel were in excess of the NBC discharge limitations of 1.20 ppm and 1.62 ppm. The firm was issued Notices of Violation which required reports to be submitted. The firm was not able to determine a specific cause for the high concentrations of copper and nickel. The firm stated that rinses would be monitored more closely to prevent them from becoming too contaminated. Continued industrial manhole monitoring will be conducted by NBC personnel during 2008 to monitor the compliance status of this firm.

Industrial Surveillance Manhole 92B

Industrial Surveillance Manhole 92B is located on New England Way in Lincoln downstream of Tanury Industries and Tanury Industries PVD. Both firms conduct metal finishing operations. On August 3, 2007 the concentrations of nickel and cyanide were in excess of the NBC discharge limitations of 1.62 ppm and 0.50 ppm. Both firms were issued a Notice of Violation which required reports be submitted. Tanury Industries indicated that it had cleaned out their trench just prior to the violation which may have lead to a more concentrated batch discharge. Continued industrial manhole monitoring will be conducted by NBC personnel during 2008 to monitor the compliance status of this firm.

Industrial Surveillance Manhole 124B

Industrial Surveillance Manhole 124B is located downstream of Tedor Pharma Inc. and upstream of Cintas, Inc. on Highland Corporate Drive in Cumberland. On September 14, 2007 the concentration of zinc was in excess of the NBC discharge limitations of 1.67 ppm. Continued industrial manhole monitoring will be conducted by NBC personnel during 2008 to monitor the compliance status of this firm.

*V. NBC IMPACT OF PRETREATMENT  
PROGRAM ON CONTROL OF TOXICS  
AND INCOMPATIBLE WASTE*

## **NBC Impact on the Control of Toxics and Incompatible Wastes**

NBC's continuing goal is to improve receiving water quality by limiting the impact of Wastewater Treatment Facility effluent on Narragansett Bay. To this end, influent and effluent metals and cyanide loading data are used to provide a measure of the amount of industrial waste being discharged to the sewer system, as well as a means of quantifying the NBC's effectiveness at controlling and reducing the discharge of toxic pollutants into the collection system. The NBC has analyzed and tracked the toxic pollutant loading trends at its treatment facilities since the creation of the agency.

On December 31, 2001, both wastewater treatment facilities were issued updated RIPDES discharge permits. Of significant interest was the removal of several pollutants from the permit due to five years of data that had revealed discharge levels well below the detection limits or aquatic life criteria as it is applied to the NBC's receiving waters.

At Field's Point, the following parameters were removed from the permit:

- Cadmium
- Hexavalent chromium
- Lead
- Tetrachloroethylene
- 1,1,1-trichloroethane
- Trichloroethylene
- 1,2-dichloroethylene
- Methylene chloride
- Bis(2-ethylhexyl) phthalate

At Bucklin Point, pollutants were also removed from frequent monitoring due to historically low concentrations. The following parameters were removed from the Bucklin Point permit:

- Cadmium
- Tetrachloroethylene
- 1,1,1-Trichloroethane
- Trichloroethylene
- Dichloromethane

Monitoring of these pollutants continues through routine sampling and semi-annual priority pollutant scans. Data from these scans indicate that concentrations are either well below saltwater water quality criteria or not detectable in plant effluent.

The removal of a parameter from a RIPDES permit, or a downgrade to monitor only status, can be directly attributed to effective efforts by Environmental, Safety & Technical Assistance (ESTA), Pretreatment, Laboratory, Operations, and Environmental Monitoring and Data Analysis (EMDA) staff. The timely collection of samples, low-level, trace analysis by Laboratory Section, effective regulation of industry by Pretreatment, ESTA technical assistance provided to industry, and effective treatment performed by the Operations Section staff are the key components of an efficient wastewater treatment organization.



The studies and results presented in this chapter deal with monitoring of the NBC treatment facilities, the sewer collection system, Significant Industrial Users (SIUs) and the receiving waters of Narragansett Bay, conducted by the EMDA Section. Pretreatment works in conjunction with the EMDA, Laboratory, Operations, and Engineering Sections at the NBC to control toxics from entering and impacting the sewer system. To that end, EMDA conducts sampling of wastewater from its sources, throughout its collection and treatment systems, and ultimately to its final fate as either sludge or as treated effluent discharged into Narragansett Bay.

### **Sample Collection at the Wastewater Treatment Facilities**

All sample collections, preservations, and storage at the NBC treatment facilities are performed with strict adherence to EPA protocols. As detailed in the NBC's current RIPDES permits, the Field's Point and Bucklin Point treatment facilities are required to sample the influent and effluent wastewater streams for toxic and conventional pollutants on a regular basis.

Toxic pollutant monitoring requirements include 24-hour composite sample collections for the analysis of copper, lead, mercury, nickel, silver, chromium, and zinc. Metals and cyanide measurements are required twice-weekly at both plants. During 2007, EMDA personnel collected all permit-required 24-hour composite samples of the waste streams at the two treatment facilities.

Field's Point influent samples are collected at the single interceptor that feeds the facility, after bar screening and prior to grit removal tanks. At Bucklin Point, influent composite samples are collected from both interceptors, the Blackstone Valley Interceptor (BVI) and the East Providence Interceptor (EPI), that bring wastewater to the plant. Previously, collections from BVI and EPI were made on a flow-paced schedule and analyzed independently, with the independent analytical results combined based on the flow percentages for the sample collection period after chemical analysis.

The EMDA Section conducted a study during 2005 to determine whether combining these separate collections prior to analysis would improve accuracy of the analytical results. A substantial number of metals samples collected from EPI are below the detection limit of the NBC Laboratory's instrumentation. This is due to both low flow and the small number of industrial users in this portion of the Bucklin Point service district. The flow proportioned combination of the samples prior to analysis was investigated to determine whether the resultant sample would provide a more accurate influent concentration. Results from this study indicate that, for samples above the detection limits, there is no significant difference between the two methods. For samples that were routinely below the method detection limits, the combination of the samples improved the accuracy of analytical results. By providing more representative influent data, evaluation of plant performance at the Bucklin Point facility is more accurate, and the improved results can, in turn, be used to more easily fine tune processes within the wastewater treatment facility.

Twice-weekly influent cyanide samples are collected at the two interceptor locations and are composites of nine separate grab samples at each location. These samples are mixed flow proportionally in the same way as the metals and conventional pollutant composite collections. This sampling change took effect on September 26, 2005.

Final effluent sample collections at both facilities are downstream of all treatment processes. Composite effluent samples are analyzed by the Laboratory for conventional pollutants and metals including copper, lead, mercury, nickel, silver, and zinc, as well as nutrients. The nutrients analyzed are nitrite, nitrate, ammonia, and total phosphorus. Nitrate is determined by difference from a combined nitrite/nitrate measurement and a nitrite measurement. Permit requirements were modified by the Rhode Island Department of Environmental Management (DEM) during 2005 as part of new nutrient permit limits issued to reduce the amount of nitrogen discharged to Narragansett Bay. The updated permit requirements now mandate monitoring of nitrate, nitrite, and Total Kjeldahl Nitrogen (TKN) three times per week. TKN analyses determine both ammonia nitrogen and organic nitrogen in a sample, and the organic nitrogen component is necessary to determine and monitor total nitrogen in treatment plant effluent. Permit monitoring requirements for ammonia remained at twice weekly, but the NBC sampled all nutrient parameters three times per week beginning on August 1, 2005. In 2004 the NBC purchased a "state of the art" nutrient auto-analyzer to process treatment plant samples and a second instrument was acquired in September 2005 to process salt water samples. These instruments show improved analysis efficiency for nutrient measurements, and analytical results from the new equipment continue to produce better precision and accuracy than previous analyses.

Other required sample collections for plant monitoring include daily fecal coliform bacteria, the conventional pollutants biochemical oxygen demand (BOD), total suspended solids (TSS), oil and grease, pH, and total residual chlorine (TRC). Effluent samples are collected and analyzed for dissolved metals at both facilities on a monthly basis. Whole effluent bioassay toxicity tests are also conducted quarterly at both facilities.

Consent agreement RIA-330 between the NBC and DEM was fully executed and took effect on January 1, 2004. This agreement resolved the NBC's appeal of certain conditions within RIPDES permit RI100072 and RI10100315, which were issued to the Bucklin Point and Field's Point treatment facilities, respectively, on December 31, 2001. As a result of this consent agreement, consent decree permit limits at Bucklin Point for copper, mercury, nickel, silver, and zinc were developed based on historical effluent concentrations rather than water quality criteria. Similarly, Field's Point consent decree permit limits for copper were also developed. At both plants, cyanide permit limits were agreed upon that recognize the EPA quantitation limit of this parameter. As a result of these updated consent decree limits, NBC facilities are better able to meet effluent limits.

Additional changes in the consent agreement included the addition of a second daily fecal coliform bacteria grab sample at the final effluent to improve the testing of this important water quality indicator. New seasonal limits were also set at Bucklin Point for ammonia in the final effluent based on ammonia toxicity criteria.

As previously noted, on August 1, 2005 nutrient monitoring was increased from two to three times per week. A consent agreement was signed on June 16, 2006 which imposed interim seasonal total nitrogen limits of 10 ppm and 18.2 ppm for Bucklin Point and Field's Point respectively. The Biological Nutrient Removal (BNR) facility performance at Bucklin Point was evaluated until the end of the summer 2007 in order to determine if additional plant upgrades will be necessary to meet the future 5 ppm limits that are anticipated for this facility.

At Field's Point, facility planning is underway to determine the best, most cost-effective means of meeting a 5 ppm total nitrogen discharge limit. Major facility upgrades and renovations would be necessary to implement BNR technology, and space limitations add to the issues that have to be addressed in order to develop a facility upgrade plan that will accommodate BNR.

Consent Agreement RIA-330 was modified on February 27, 2007, to address compliance with BOD and TSS percent removal from the wet weather facilities at Bucklin Point, outfall 003A. The consent agreement includes an equation to be used to calculate percent removal based upon wet weather influent concentration, wet weather influent flow, wet weather effluent concentration, wet weather effluent flow, and monthly average percent removal from Bucklin Point.

### **Clean Sampling Implementation**

In 1998, a comparative study was conducted of various sample collection methods at the Field's Point and Bucklin Point effluents. The EPA determined that one of the greatest difficulties in measuring pollutants, particularly trace metals, is avoiding sample contamination during collection, transport, and analysis. In response, the EPA developed the 1600-Series Methods Guidance for "Ultra-Clean" sampling and analysis of trace metals. The NBC comparative study was conducted to determine the level of "cleanliness" necessary for routine effluent sampling and the level of background contamination which may be present with existing sampling methods. The study concluded that improved sampling techniques reduce background sampling contamination and certain trace metal levels in the effluent. As of January 1, 2000, all treatment facility sampling is performed with methods outlined in *US-EPA Method 1669 – Sampling Ambient Water for Trace Metals at EPA Water Quality Criteria Levels*. As laboratory detection limits continue to be lowered, EMDA is constantly evaluating its sample collection and handling procedures to ensure that contamination will not significantly affect the data results. EMDA is continuing its adherence to ultra-clean sampling methodology developed by Hampton Roads Sanitation District of Virginia via participation in a National Association of Clean Water Agencies (NACWA) mercury study begun in 2003. This methodology uses sample bottles, tubing, and pumps that allow sample collection and transfer without opening bottle tops, eliminating many potential sources of contamination. The experience gained in this study will assist EMDA in determining the best ways to improve the performance-based clean sampling methods.

EMDA has implemented a plant sampling quality assurance program to evaluate the success of its current clean sampling program in limiting contamination in its three times weekly nutrient and metals composite sampling of the influent and effluent at the two treatment facilities. The program defines a strict protocol for cleaning the 10 and 15 liter HDPE composite carboys used in the sampling. In short, this procedure involves dishwasher cleaning with laboratory-grade soap, followed by acid-cleaning with nitric acid. Carboys are then acid-cleaned using hydrochloric acid and rinsed with distilled, de-ionized water (DI) that has been treated with a Barnstead Nano Pure four cartridge filtration system to a purity minimum of 15 mega ohms per centimeter resistivity. Another key element of the plant sampling quality assurance program is the regular cleaning of the suction and pump tubing used in the drawing of the wastestream sample into the composite carboy container. This cleaning follows the same steps as the carboy cleaning. The success of the carboy and tubing cleaning is evaluated with the collection of blank samples. For these blank samples, DI is added to cleaned carboys and held for a minimum of 12 hours to simulate normal sample holding times. This water is then analyzed for the same parameters as performed on the wastewater sample. Tubing cleaning is evaluated by drawing DI through the tubing into pre-cleaned containers. Results from these samples have helped EMDA, in conjunction with the Laboratory, determine the steps needed to continue to improve the clean sampling protocols as analytical detection limits continue to be reduced through improved laboratory procedures and instrumentation.

### **Field's Point Special Sampling Activities**

The following summarizes the special sampling activities conducted at Field's Point during the past year:

- EMDA staff continued to check the agreement between the continuous, in-situ influent and effluent pH probes with discrete pH grab samples analyzed by the Laboratory. Two grab samples are collected each day at both sites. Working with the Laboratory on this calibration effort has helped improve data quality and comparability. The results of this comparison are documented in a daily log sheet. EMDA staff contact Operations staff to calibrate the continuous, in-situ probes whenever its values are outside of the normal agreement range with the laboratory instrument which is calibrated daily.
- EMDA staff performed daily checks of the influent and effluent waste-stream channels for the presence of total residual chlorine and sulfides which may interfere with cyanide sample analyses. EMDA staff use standard potassium iodide, starch, and lead acetate indicator papers for this testing. In 2007, all tests for these constituents yielded non-detectable results at Field's Point. If either of these constituents is detected, the cyanide sampling, if in progress, will be suspended and re-started the following day to ensure that these chemicals do not interfere with the cyanide analysis.

- EMDA expanded its sampling program in August 2007 by adding three new sampling stations within Field's Point to aid in process control. These new stations are Mixed Liquor East, Return Activated Sludge (RAS) East, and RAS West. These new sampling stations, along with the existing Mixed Liquor West Stations, provide Operations staff with a clearer measure of the Activated Sludge process at Field's Point, so better process control decisions can be made.
- EMDA collected hourly grab samples of the Primary Treated Effluent over an entire day in February 2007, to study how BOD, TSS, and TKN concentrations vary over a normal day. The study was conducted to provide the Engineering Section with data necessary to design new nutrient removal facilities.

### **Bucklin Point Special Sampling Activities**

The following activities summarize special sampling activities conducted at Bucklin Point during the past year:

- EMDA staff picked up septage samples weekly at the Lincoln Septage Receiving Station and delivered them to the Laboratory for analysis. Three daily composite samples of septage trucked to the Lincoln station are analyzed by the Laboratory for trace metals and cyanide each week. Interceptor Maintenance staff sample and screen each septage truck's waste delivery for quality by measuring pH during the pump-out at the septage facility.
- EMDA staff performed daily laboratory analyses for both permit and process samples. Daily effluent pH and temperature measurements were performed. EMDA staff began regular daily checks of the influent for pH; this grab sample is collected in the Vortex and Screening Building, in the channel just prior to the bar screens. Results are communicated to the Laboratory and Operations staff for permit compliance and process control applications. Abnormal pH measurements will trigger additional grab samples being collected and an investigation by Pretreatment staff. The QA/QC program requires calibration, checks, and documentation that the pH meter and colorimeter used for these tests are operating properly.
- EMDA staff performed daily checks of the influent and effluent wastestream channels for the presence of total residual chlorine and sulfides which may interfere with cyanide sample analyses. EMDA staff use standard potassium iodide, starch, and lead acetate indicator papers for this testing. In 2007, all tests for these constituents were non-detected at Bucklin Point. If either of these constituents is detected, the cyanide sampling, if in progress, will be suspended and re-started the following day to ensure that these chemicals do not interfere with the cyanide analysis.

- EMDA improved upon the return activated sludge sampling at Bucklin Point by installing an automatic composite sampler, in August 2007, to take the place of the once daily grab samples that had been conducted. This composite sample is more representative of the average daily value and allows operations staff to make more informed process control decisions.
- Wet weather effluent quality monitoring for fecal coliform, pH, TSS, BOD, and TRC were performed by EMDA during the first shift and by Bucklin Point Operations staff on the second and third shifts. TRC is measured in the contact tank as a measure of disinfection at the time of fecal coliform grab sample collections. TRC is also monitored downstream of the dechlorination process as specified in the RIPDES permit. Dechlorination is performed by the addition of sodium bisulfite.

### **Analysis of Influent Loading Data**

Comparing recent and historical influent loading data is a useful tool for evaluating the success of NBC's Pretreatment Program in controlling the quality of industrial wastewater discharged to its collection system. Analysis of toxic pollutant loadings to the two NBC wastewater treatment facilities has indicated a historical downward trend.

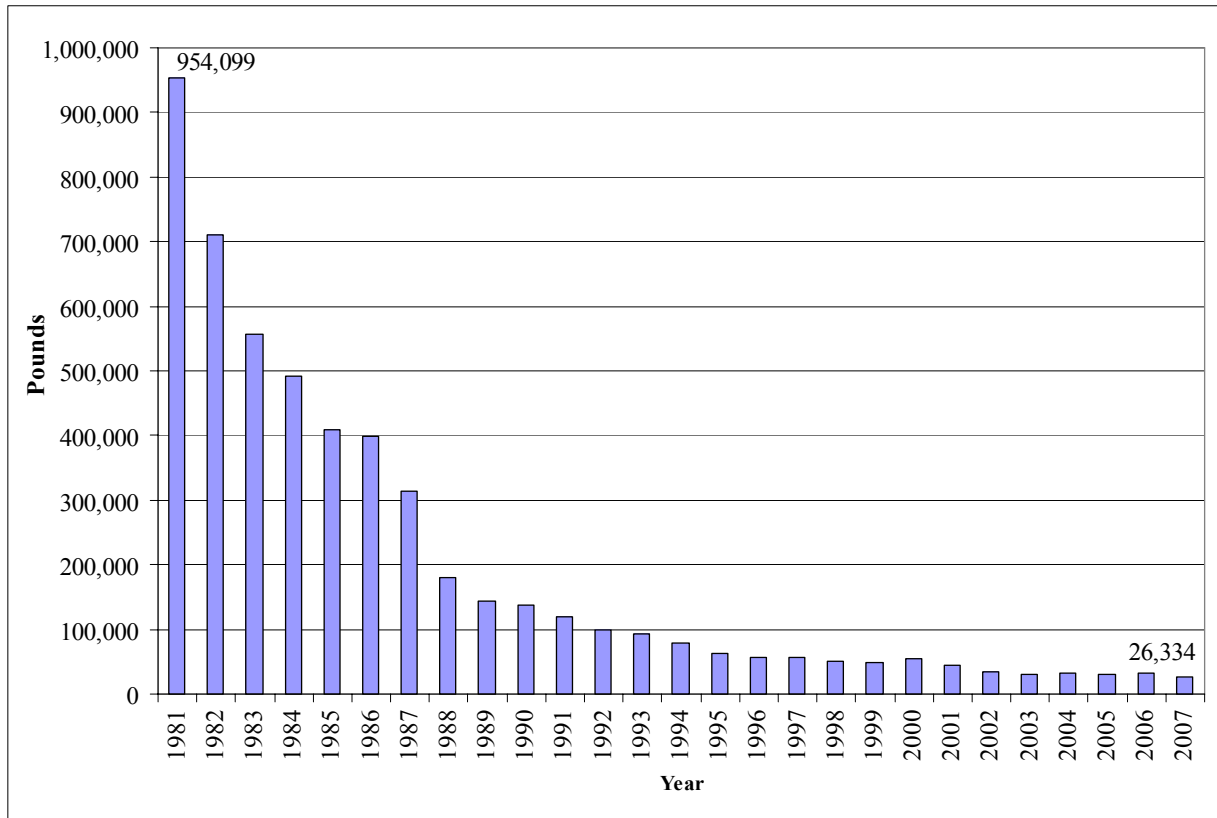
Records of data for metals and cyanide in the Field's Point collection system have been collected and analyzed since 1980. Significantly less historical loading data is available for Bucklin Point, which was acquired by the NBC in 1992. The historical Bucklin Point data presented here covers the period from 1994 to present for metals, and 1991 to present for cyanide.

### **Field's Point District - Influent Loading Analysis**

FIGURES 11 and 12 depict the reduction in metals and cyanide loadings to Field's Point between 1981, the year before the NBC assumed the ownership and operation of the Field's Point Wastewater Treatment Facility and portions of the metropolitan Providence sewer system, to the present.

Over the past 26 years, there has been a significant downward trend in the total loadings of metals as can be seen in FIGURE 11. Total metals loadings is defined as the sum of cadmium, copper, chromium, lead, mercury, nickel, silver, and zinc loadings for a given year. These loadings showed a decrease of 19.2% between 2006 and 2007, and have decreased 97.2% since 1981.

**FIGURE 11**  
**Field's Point Total Metals Influent Loading Trend Analysis**



Cyanide loading data for the same time period indicate a similar overall downward trend, as can be seen in FIGURE 12, with a dramatic 36.6% decrease in loadings between 2006 and 2007. The success in reducing the metal and cyanide inputs to the treatment facilities is largely due to the efforts and success of the NBC's Pretreatment and Pollution Prevention programs.

**FIGURE 12**  
**Field's Point Cyanide Influent Loading Trend Analysis**

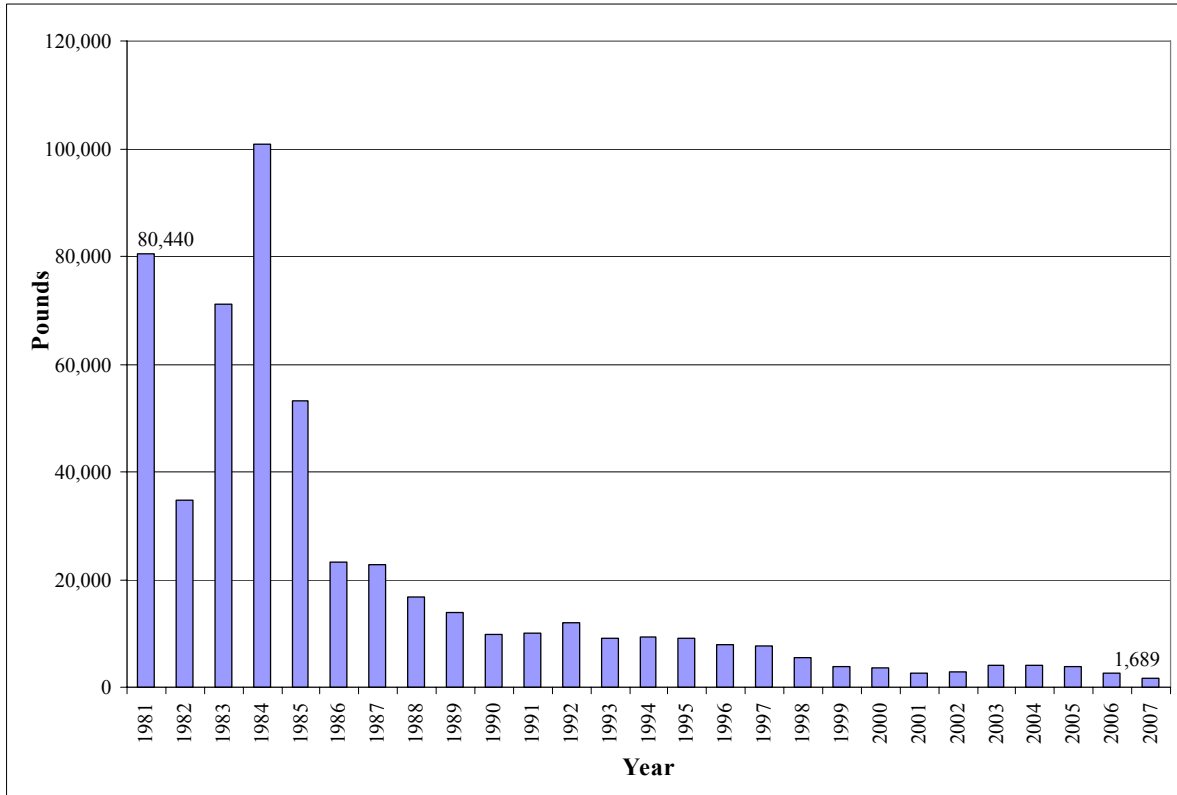


TABLE 18 provides a comparison of the 2006 and 2007 metals and cyanide loadings to Field's Point. Loading figures were calculated based on monthly averages of concentration and flow. As illustrated in TABLE 18, the annual influent loading of cyanide and lead showed dramatic decreases in 2007 compared to 2006. Cyanide influent loadings decreased by over 36.6% from 2006 to 2007, and 97.9% since 1981. All remaining metals except chromium and cadmium decreased in 2007 compared to 2006. These decreases can be attributed to strict regulation by the Pretreatment Program and to the educational efforts by the Pretreatment and ESTA Sections and the NBC's proactive approach to pollution prevention. The decreases demonstrate NBC's continued commitment to vigilant enforcement and continued encouragement to users to implement pollution prevention measures. The largest percent reduction of annualized loadings to Field's Point was for total cyanide, with a 36.6% or 976.5 pound reduction. Total flow to Field's Point decreased by 15% in 2007 compared to 2006, with average daily influent flow decreasing from 51.2 MGD in 2006 to 43.35 MGD in 2007. In addition, there was a 17,268 gallons per day decrease in industrial flow from metal finishing firms.



**TABLE 18**  
**Comparison of 2006-2007 Annual Loadings to Field's Point**

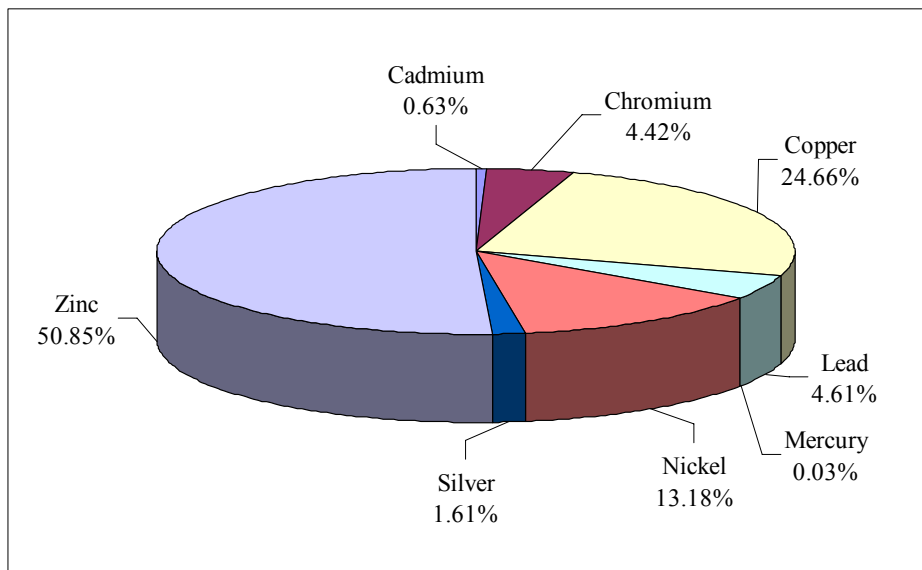
<b>Pollutant</b>	<b>2006 (Pounds)</b>	<b>2007 (Pounds)</b>	<b>Total Pound change</b>	<b>% Change</b>
<b>Total Cadmium</b>	121.3	165.9	44.6	36.8%
<b>Total Chromium</b>	1,099.7	1,164.6	64.9	5.9%
<b>Total Copper</b>	8,394.7	6,497.1	-1,897.6	-22.6%
<b>Total Lead</b>	2,032.0	1,214.4	-817.6	-40.2%
<b>Total Mercury</b>	10.9	7.9	-3.0	-27.5%
<b>Total Nickel</b>	4,985.3	3,472.1	-1,513.2	-30.4%
<b>Total Silver</b>	547.8	425.4	-122.4	-22.3%
<b>Total Zinc</b>	15,398.5	13,394.5	-2,004.0	-13.0%
<b>Total Metals</b>	32,617.0	26,341.9	-6,275.1	-19.2%
<b>Total Cyanide</b>	2,665.2	1,688.7	-976.5	-36.6%

The increases in cadmium and chromium are partly due to an increase in detection limits that occurred during October 2007 which increased 0.5 ppb to 2.5 ppb for cadmium and 0.75 ppb to 10.0 ppb for chromium. Prior to the detection limit change the average influent cadmium concentration during 2007 was 1.008 ppb whereas after the detection limit change every sample was recorded as being below the detection limit <2.5. For analysis and reporting purposes, all samples <2.5 ppb were reported as 2.5 ppb and therefore monthly loadings of cadmium appeared to increase when in actuality all samples were below the detection limit. Prior to the detection limit change, the increase in cadmium was at 9.3%. As for chromium, prior to the detection limit change there had been a 16.8% decrease in cadmium for 2007, but by the end of 2007, the increase in detection limit made it appear as though cadmium had increased by 5.9% from 2006.

Mercury decreased by 27.5% in 2007 compared to 2006. This significant reduction can be attributed to the implementation of the Best Management Practices for the Management of Waste Amalgam and decreases in residual mercury inputs from grit in the sewer lines. Zinc loadings showed the largest absolute decrease in 2007, decreasing by 2,004 pounds. Cadmium loadings exhibited the largest overall percent increase in 2007, this can be attributed to the increase in detection limits. The 2007 total metals loadings to the plant decreased by 19.2% from 2006, with total metals of 6,275.1 pounds less in 2007 than in 2006. It is likely that the decrease in metals is partly attributable to lower flows occurring in 2007, and associated reduced scouring effects within interceptors, ultimately lowering metals loadings.

A percentage breakdown of the various metals discharged to Field's Point is provided in FIGURE 13. The greatest metal loading contribution to Field's Point is from zinc, nickel, and copper. These metals account for 88.7% of the total metal loadings to Field's Point; roughly equivalent to the overall relative contribution observed during 2006. The loading of total zinc in 2007 was 13,394.5 pounds, or roughly 51%, the highest of any toxic pollutant discharged into the Field's Point system. As will be shown later in this chapter, the majority of zinc loadings are attributed to residential sources. Copper was the next highest pollutant load to Field's Point at 6,491.1 pounds, followed by nickel at 3,472.1 pounds.

**FIGURE 13**  
**Breakdown of Total Metals – Field’s Point 2007 Influent Loading**



**~Oil and Grease Inputs to Field’s Point**

Monthly sampling of oil and grease inputs to Field’s Point reveals low and consistent concentrations. Concentrations ranged from 12.4 ppm to 30.4 ppm during 2007. Effluent concentrations are significantly lower, ranging from 4.5, or not detectable, to 5.3 ppm. Low inputs are the direct result of Pretreatment efforts to permit, inspect, and monitor industrial and commercial establishments, including restaurants. NBC’s RIPDES permit requires monthly sampling, with three grab samples collected over the course of a 24-hour period, one grab per shift. The grab samples are analyzed separately and the maximum is reported. The RIPDES permit does not set a discharge limit for oil and grease. This data is listed in ATTACHMENT VOLUME II SECTION 10.

### **~Field's Point Influent and Effluent Organics**

Volatile organic compounds (VOC) were measured eight times for influent and effluent at the Field's Point facility during 2007. These samples are collected as composite and grab samples. The analysis of 31 organic compounds using EPA method 624 is routinely performed to ensure that the amount of organics introduced to the facility is being adequately regulated by the Pretreatment Section. High levels of organics can be dangerous to the health and safety of NBC employees, and can potentially pose a significant hazard to the microbial population that is responsible for the removal of organic carbon in the influent wastewater. Of the 310 analytical results for influent samples obtained during 2007, 3.5% of these were present at detectable concentration levels. This is a slightly larger percentage than the 2006 influent results, but there were also less influent analytical results obtained for 2007. Effluent sampling results show 1.2%, or three effluent VOC parameters were detected in 2007, while 0.6%, or two parameters, were present at detectable concentrations in Field's Point effluent during 2007. This demonstrates the effectiveness of the Pretreatment and ESTA Sections individual and concerted efforts to reduce the amount of organic pollutants introduced to the NBC facilities, thereby dramatically reducing the potential for adverse impacts on NBC receiving waters.

### **~pH Variability at Field's Point: Influent and Effluent**

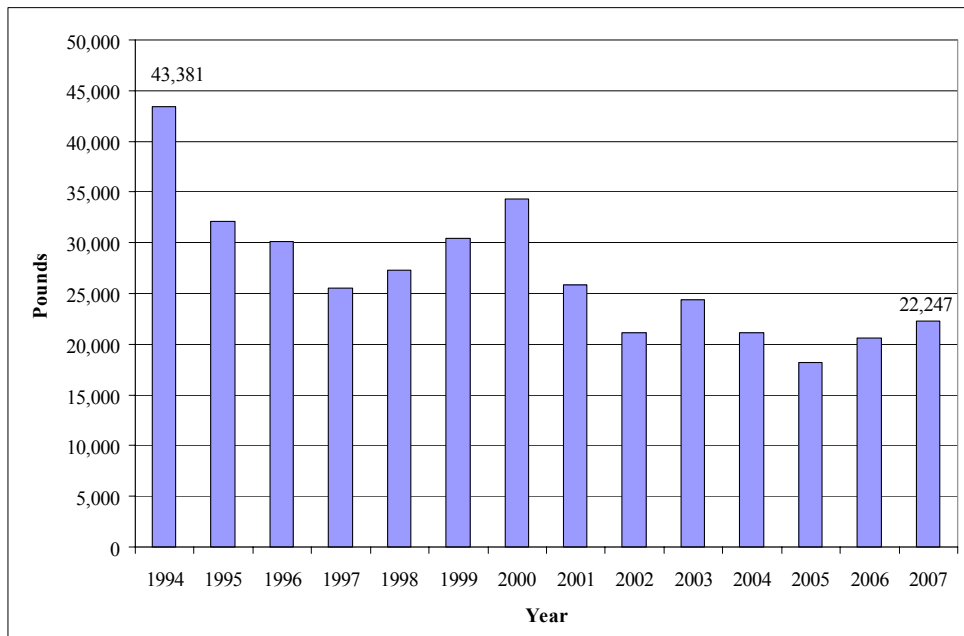
The pH of the Field's Point influent is measured twice daily by Laboratory staff on a high-precision Orion pH meter. Grab samples are collected by EMDA staff and immediately transferred to the lab for analysis. EMDA staff collected 730 influent samples for this parameter during 2007. The pH range of the influent sample measurements was between 6.0 and 8.0 standard units (s.u.). The influent wastestream is also monitored with a continuous pH probe. This record shows a clear diurnal pattern with differences of approximately 1 standard unit. The limited pH range demonstrates that highly concentrated batch discharges of highly acidic or basic industrial discharges are limited in intensity and duration. No NBC wastewater treatment facility process has knowingly been negatively impacted by influent pH fluctuations during the year. There were also no persistent excursions in influent pH during 2007 and no negative effect on normal plant operations process control was noted. Effluent grab samples, also collected twice daily over the year, ranged from 6 to 7.5 s.u. There were no excursions from the permitted 6.0 to 9.0 s.u. discharge range at Field's Point.

### **Bucklin Point District - Influent Loading Analysis**

The Bucklin Point influent data demonstrated a downward trend in total metals loading between 1994 and 1997, followed by an upward trend between 1997 and 2000 as can be seen in FIGURE 14. Data from 2001 and 2002 showed reductions in influent metals loadings, while data from 2003 showed another increase, the majority coming from

short-lived high chromium inputs that occurred from January 28, 2003 through June 3, 2003. Pretreatment staff conducted an investigation to determine the source of the high chromium concentrations. However, the source could not be conclusively verified since the high concentrations had stopped impacting the plant during the investigation. The 2006 data indicated another increase in metals loading to Bucklin Point, with 2006 levels 12.7 % greater than 2005 loading. The influent metals loading during 2007 showed another increase over 2006 by about 8.5%. It is important to note that although the chromium loadings have varied from year to year, the loading has never exceeded the Total Maximum Allowable Headworks Loading (MAHL) for this parameter.

**FIGURE 14**  
**Bucklin Point Total Metals Influent Loading Trend**



Cyanide loadings at Bucklin Point have similarly been variable but exhibit an overall decrease as can be seen in FIGURE 15. The results from 2007 show, as with Field's Point, a dramatic drop in cyanide influent loadings. In 2007 there was a 320 pound or 59.7% decrease in cyanide loads to Bucklin Point from 2006. Loadings have been below 1,000 pounds per year since 1999.

**FIGURE 15**  
**Bucklin Point Cyanide Influent Loading Trend**

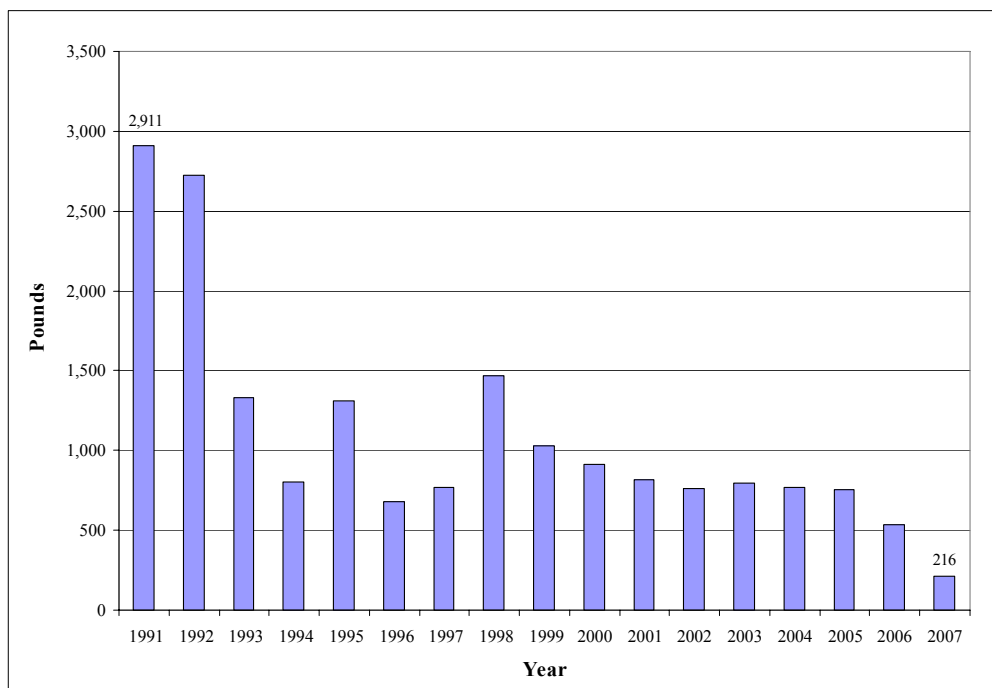


FIGURE 16 provides a breakdown of the relative contribution of various metals discharged to Bucklin Point. Zinc, copper, and chromium are the largest contributors to total metals loading to Bucklin Point accounting for 84.7% of the total percent of metal inputs. The total number of pounds of zinc decreased from 8,770.3 in 2006 to 8,616.3 in 2007 or from 42.66% to 38.53% of the total loadings. The contribution of copper to the total loading remained similar to 2006, whereas the contribution of chromium to the total loading increased by 6.3% in 2007.

**FIGURE 16**  
**Breakdown of Total Metals – Bucklin Point 2007 Influent Loadings**

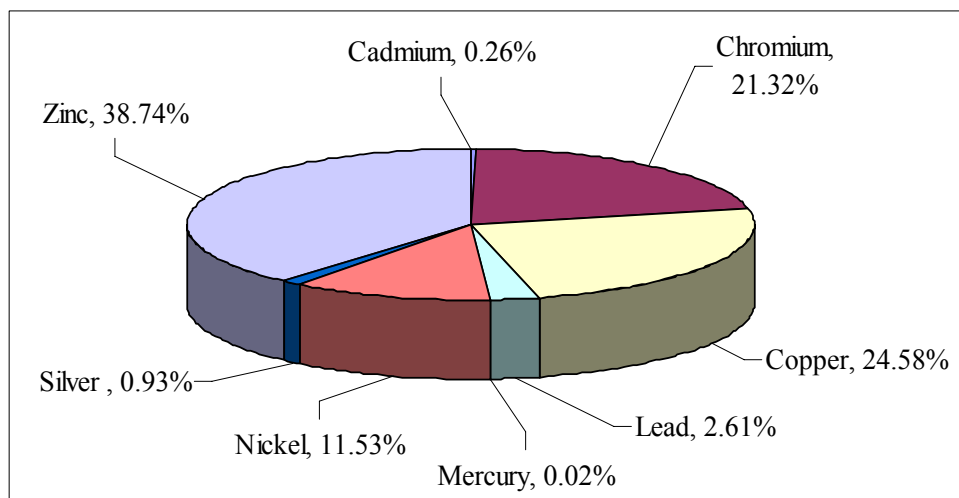


TABLE 19 shows the comparison of Bucklin Point metals and cyanide loadings for 2006 and 2007. Metals that showed an increase in 2007 over 2006 included cadmium, chromium, copper, and mercury, whereas lead, nickel, silver and zinc all decreased from the previous year. The single largest reduction on a pound basis was for cyanide, reduced by 320 pounds, or 59.7%, in 2007. The overall decrease in total loading in pounds to the Bucklin Point facility between 1994 and 2007 is 48.7% for total metals and 92.5% for cyanide between 1991 and 2007.

**TABLE 19**  
**Comparison of 2006-2007 Annual Loadings to Bucklin Point**

<b>Pollutant</b>	<b>2006 (Pounds)</b>	<b>2007 (Pounds)</b>	<b>Total Pound Change</b>	<b>% Change</b>
<b>Total Cadmium</b>	23.5	57	33.5	142.6%
<b>Total Chromium</b>	3,038.7	4,743.4	1,704.7	56.1%
<b>Total Copper</b>	4,965.7	5,468.9	503.2	10.1%
<b>Total Lead</b>	772.1	580.8	-191.3	-24.8%
<b>Total Mercury</b>	4.5	5.2	0.7	15.6%
<b>Total Nickel</b>	2,672	2,565.3	-106.7	-4.0%
<b>Total Silver</b>	249.4	208	-41.4	-16.6%
<b>Total Zinc</b>	8,770.3	8,618.3	-152	-1.7%
<b>Total Metals</b>	20,496.1	22,246.9	1,750.8	8.5%
<b>Total Cyanide</b>	536.1	216.1	-320	-59.7%

**~Oil and Grease Inputs to Bucklin Point**

Monthly sampling of oil and grease inputs to Bucklin Point reveals mostly low consistent concentrations. Influent oil and grease concentrations in 2007 ranged from 7.3 ppm to 44.4 ppm. All effluent samples were below the detection limit of 4.5 ppm. This data is listed in ATTACHMENT VOLUME II, SECTION 10.

**~ Bucklin Point Influent and Effluent Organics**

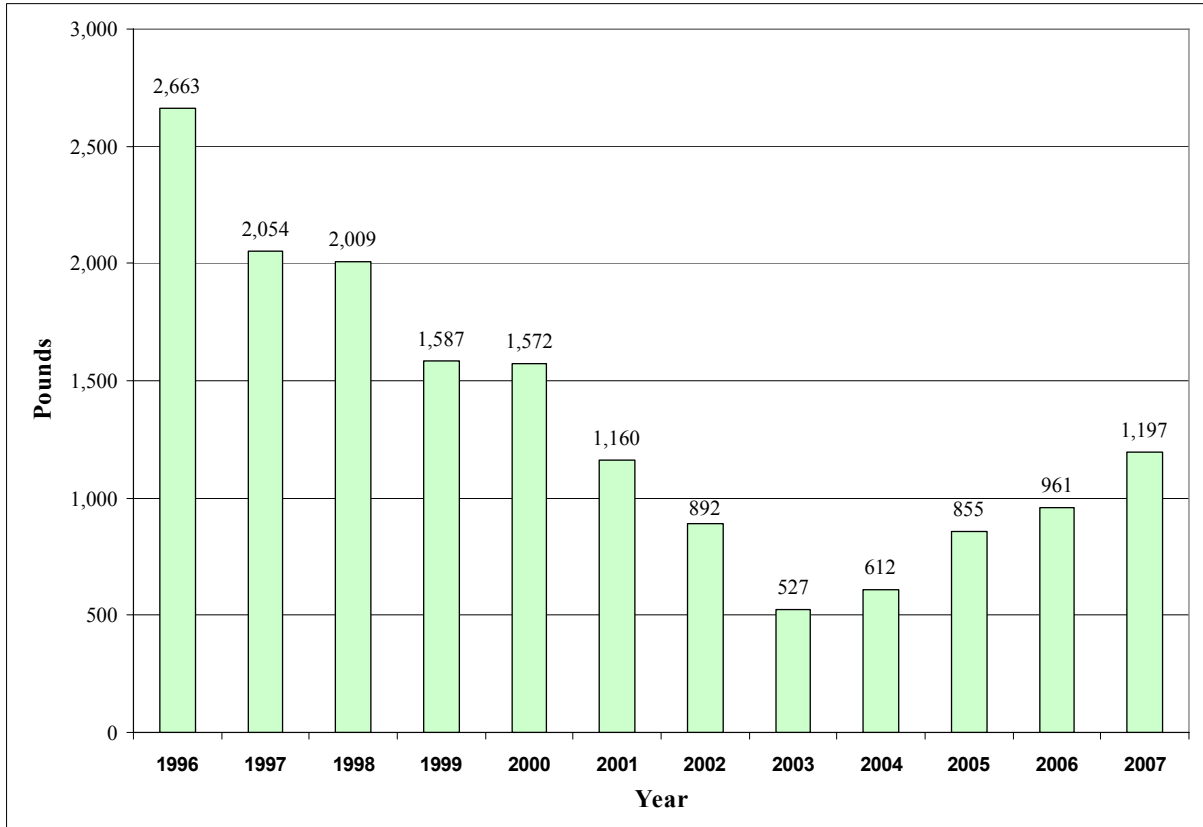
Volatile organic compounds (VOC) were monitored nine times in the influent and eight times in the effluent at the Bucklin Point facility in 2007. The analysis of 31 organic compounds using EPA method 624 is routinely performed to ensure that the amount of organics introduced to the facility is being adequately regulated by the Pretreatment Section. High levels of organics can be dangerous to the health and safety of NBC employees, and can potentially pose a significant hazard to the microbial population that

is responsible for the removal of organic carbon in the influent wastewater. Of the 248 analytical results for influent samples obtained during 2007, 98.8% of these were at non-detectable concentration levels. Effluent analytical results for 2007 also show an improvement over the years since 2005. During 2007, no VOCs were detected in effluent samples, in 2006 only one parameter was found at a detectable concentration, while in 2005 there were four parameters found at detectable levels. Given the number of samples collected, this demonstrates that the control of organic pollutants both introduced and discharged from Bucklin Point are well regulated and controlled.

### **~Septage Loading to Bucklin Point**

The NBC accepts residential quality septage only at the Bucklin Point Wastewater Treatment Facility. Septage is discharged at the Lincoln Septage Receiving Station, where solids are removed prior to the wastestream flowing to Bucklin Point for processing. An analysis of recent volume trends indicates a decrease of 8.9% from the reported 9.36 millions gallons received in 2006 to the 8.52 million gallons received in 2007, countering the trend in increased volume loadings since 2003. Overall, the volume reported in 2007 is approximately 42.4% lower than the volume discharged in 1996. From 2006 to 2007 there was a 24.50% increase in total metals from septage, or 236 pounds. An increase of 127% in the metals loadings from septage has been observed since 2003. This is in contrast to the 35% decrease in the volume of septage received during this same time period. Improved sampling technique and better detection limits may be more accurately capturing the septage loading to Bucklin Point and explain the increased metals loadings observed. In addition, the decrease in flow may be an indication of septic systems being pumped out less frequently resulting in greater concentrations of metals. However, a 57% reduction in total metals from septage since 1996 illustrates the diminishing impact of septage metals on influent loadings as can be seen in FIGURE 17. Overall, septage is not a substantial source of metals loading to Bucklin Point. Despite the fact that discharges to the septage facility increased from 1997 to 2000, total metals loading consistently decreased over the same time period. The relative septage contribution to total influent metals at Bucklin increased slightly in 2007; 5.4% of total metals originated with septage in 2007, a minimal increase over 2006, which was 4.7% of the influent load. Part of the reason for this relative increase is the continued decrease in total metals to the Bucklin Point facility.

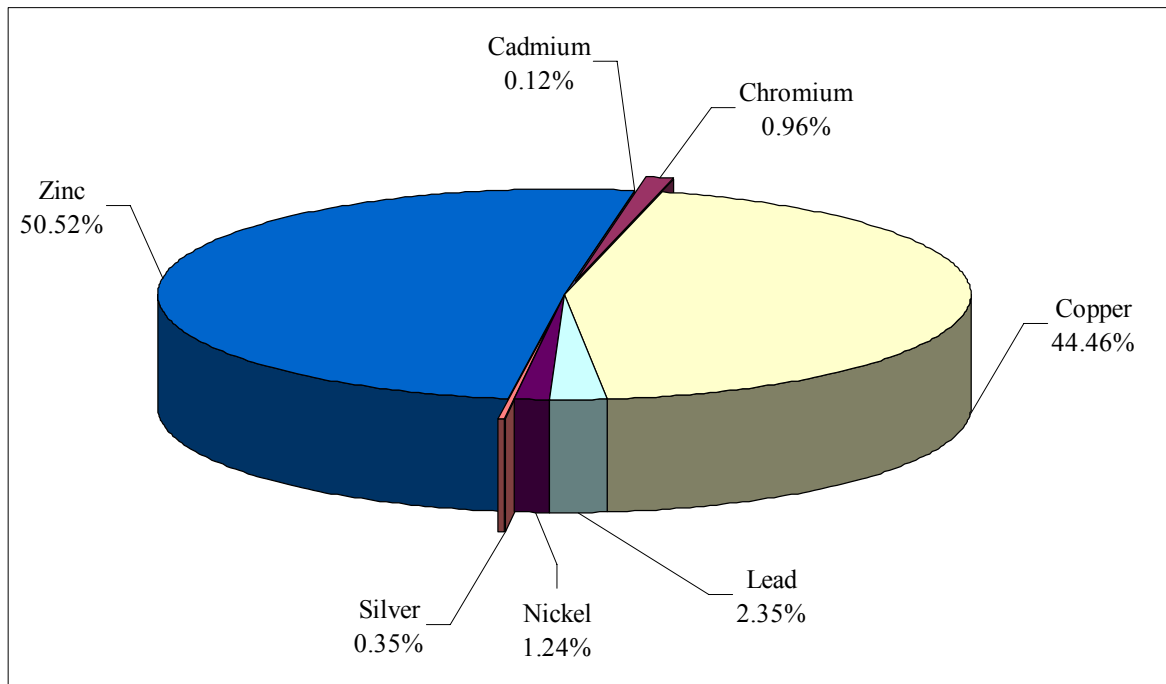
**FIGURE 17**  
**Trend Analysis of Total Metals Loadings in Septage**



Copper and zinc continue to be the major metal contributors, 532 pounds and 605 pounds, respectively, in septage. These two metals make up 94.98% of the total metals observed in the septage. However, zinc loading from septage represents only 7% of the total influent zinc loading to Bucklin Point during 2007. Copper from septage amounted to 9.7% of the total copper loading to Bucklin Point for 2007. FIGURE 18 illustrates the average relative composition of metals in the septage received at the NBC facility in 2007. The septage monitoring data are provided in ATTACHMENT VOLUME II, SECTION 10.



**FIGURE 18**  
**2007 Breakdown of Total Metals in Septage**



New septage sample collection techniques and equipment were introduced in June of 2004. The new equipment allows for easier, in-line sampling during septage delivery. A sample from each truck is collected after the sample port is flushed thoroughly, usually after the load has discharged for approximately one minute. The sample from an individual truck is screened for pH, odor, and other unusual characteristics. If any anomaly is observed, the load may be rejected or the sample may be targeted for individual analysis. Otherwise each grab sample is combined with the day's delivery and sent to the laboratory for analysis. This new sampling protocol has helped to more quickly locate potential toxic inputs to the collection system. Grit removal at the septage facility removes a portion of the metals loading prior to its introduction to the sewer system and the treatment plant.

## **Background Sources of Metals to the Influent Load**

### **Sewer Collections for Determining Non-Industrial Background Contributions to Influent Metals Loading**

The NBC has continued to study possible background sources contributing to the total metal influent loadings to the Bucklin Point and Field's Point facilities.

Sample collection from sanitary and combined sewers in residential neighborhoods began in 1993. Sewers in residential neighborhoods have shown significant levels of trace metals and other toxic pollutants. In May 2000, EMDA began sample collections using EPA approved guidance on clean sampling techniques to quantify background, non-industrial metals inputs to the Bucklin Point and Field's Point facilities. During 2007, EMDA staff collected 28 samples in residential sanitary and combined sewers. Samples were collected as 24-hour composites in wet and dry weather conditions.

TABLE 20 summarizes the results for the background, non-industrial sewer collections for 2007 and compares them to influent concentrations at the facilities. Industrial and commercial sources account for only 4.9% of total flow into Bucklin Point and 2.1% of the total flow at Fields Point. Due to the high proportion of flow from residential and non-industrial sources, this direct comparison of concentrations gives some approximation of the loadings from background sources. Detection limit values were entered for samples with concentrations at or below the laboratory's detection limits. Average influent concentration values were determined, while geometric means were calculated for the background data in order to reduce the impact of highly variable data on the comparison. Results of samples taken from both collection districts were used to determine the background values. All concentrations are expressed as parts per billion (ppb).

**TABLE 20**  
**Results from 2007 Background Metals and Cyanide Contribution Study (ppb)**

	Cd	Cr	Cu	Pb	Hg	Ni	Ag	Zn	CN	As	Se	Sn	Mo
Background	0.14	9.70	38.13	8.86	0.042	11.67	0.22	121.35	2.36	0.61	0.64	1.63	0.80
FP Influent	1.34	9.21	50.42	9.69	0.06	26.56	3.39	105.23	13.14	2.18	5.77	NM	5.48
% of Influent at FP	10.4%	105.3%	75.6%	91.4%	70.0%	43.9%	6.5%	115.3%	18.0%	28.0%	11.1%		14.6%
BP Influent	0.98	83.08	96.37	10.04	0.08	44.75	3.54	146.21	3.59	1.63	0.88	2.29	3.99
% of Influent at BP	14.3%	11.7%	39.6%	88.2%	52.5%	26.1%	6.2%	83.0%	65.7%	37.4%	72.7%	71.1%	20.1%

These results can be used to approximate the impact of non-industrial loading to the Bucklin Point and Field's Point facilities. From TABLE 20 it is evident that a large percentage of the influent chromium, copper, lead, mercury, and zinc concentrations observed at the Field's Point wastewater treatment facility are from non-industrial background sources. The same is true for lead, zinc, cyanide, selenium and tin at the Bucklin Point wastewater treatment facility. The sources of these background-loading contributions are likely discharges from domestic users, street runoff, leaching from residential plumbing piping, and contaminated urban soils. Much lower contributions from non-industrial sources are observed for cadmium, silver, molybdenum, and chromium at Bucklin Point, and cyanide and selenium at Field's Point. All other metals indicate a significant background source component, despite the high variability of the data. From this comparison it is most apparent that zinc, the trace metal with the highest concentration in treatment plant and septage loads, is predominantly coming from non-industrial sources.

EMDA is continuing to improve and update studies of pollutant loads throughout the collection system. Understanding non-industrial sources is important to permit development and planning to reduce loading to the treatment facilities and to the Narragansett Bay. EMDA is working to use flow measurements and data to choose study sites that will accurately describe mass loading from domestic, storm runoff, and major drainage basins as well as at metering stations on NBC's interceptors. From this analysis, it is obvious that large percentages of the toxic pollutant loads to the Field's Point and Bucklin Point Wastewater Treatment Facilities are from residential sources that are beyond the control of the NBC regulatory program.

### **Influent Loading Conclusions**

The development of the National Pretreatment Program was a direct result of the Federal Water Pollution Control Act (Act) of 1972. The Program was established at that time to monitor and regulate the introduction of pollutants from non-domestic sources into Publicly Owned Treatment Works (POTW). Section 307 of the Act required the Environmental Protection Agency to develop standards designed to:

- Prevent the discharge of pollutants which would interfere with the operation of a POTW;
- Prevent the discharge of pollutants which would pass through the treatment works;
- Prevent the discharge of pollutants which would accumulate in the POTW's sludge thereby reducing the potential for beneficial reuse or reduce the opportunities for safe disposal or which would be otherwise incompatible with the POTW's operations.

In 1977 the Act was amended to include additional pretreatment requirements which made POTWs responsible for the establishment of local pretreatment programs to ensure compliance with the EPA's categorical pretreatment standards. Categorical standards have been developed to achieve a nationally uniform system of water pollution control for selected industries and pollutants. Local limits are intended to protect the wastewater treatment facility, the receiving waters, sludge quality, the health of the public and prevent environmental problems as a result of discharges from any non-domestic user.

The development of local limits is not a one-time event for POTWs. Local limits need to be periodically reviewed and revised to respond to changes in Federal or State regulations, environmental protection criteria, treatment facility design and operational criteria, and the nature of industrial contributions to POTW influent. The existing local limits for the Bucklin Point facility became effective in the late 1980s. Local limits for Field's Point were first developed in 1982 as part of NBC's original pretreatment program and were subsequently revised by the NBC Pretreatment staff in 1987.

In 2004, NBC reevaluated local limits for both facilities. The reassessment of these limits resulted in revised permit limits for several metals based on new EPA data handling methods and criteria in its updated Local Limits Development Guidance issued in July 2004, as well as a special study of metals in NBC receiving waters. Between July 2001 and May 2002 a study was conducted by NBC, University of Rhode Island/Graduate School of Oceanography (URI/GSO), and MicroInorganics, Inc. to better understand metal partitioning in the Seekonk and Providence Rivers. Multiple transects during seasonal surveys were performed over complete tidal cycles to capture the in-situ metal partitioning between dissolved and particulate phases in these estuarine waters. Dissolved and particulate cadmium, copper, lead, nickel and silver concentrations were analyzed and used to develop site specific metal translator values for each POTW. The metal translator is used to convert dissolved water quality criteria concentrations into total metal concentrations in order to calculate the effective total metals concentration, combined with dilution factors within the receiving waters, that corresponds to a given water quality criteria.

As a result of an extensive review of the data from the metals study and facility data collected between January 2000 and June 2004, new maximum allowable headworks loading (MAHL) values were calculated. The MAHL values represent the loadings that the treatment facilities can effectively treat without upset to plant operations or pass-through of toxins that could adversely affect water quality and aquatic life, while also allowing for the safe disposal of solids removed from incoming wastewater. The recommendations from this evaluation were submitted to RIDEM in September 2004 and NBC is awaiting approval of the revised RIPDES permit limits.

TABLE 21 provides a comparison of these newly calculated values and total metal loadings for 2007. In the case of cyanide, loading goals for both plants were calculated using the EPA 20 ppb quantitation-based effluent permit limit. For Bucklin Point, copper and nickel loading goals were computed using the RIPDES effluent permit limits found in the consent agreement. From this data, it is clear that NBC is meeting the calculated loading goals with a considerable margin of safety. Meeting these goals attests to the overall effectiveness of both Pretreatment and Operations initiatives and measures to control pollutant input and effectively remove them during plant operations.

**TABLE 21**  
**Comparison of 2007 Influent Loadings to**  
**Maximum Allowable Headworks Loadings (MAHL)**

Parameter	Field's Point			Bucklin Point		
	Preliminarily Calculated Loading Goal lbs/yr	2007 Loading lbs/yr	Goal Met?	Preliminarily Calculated Loading Goal lbs/yr	2007 Loading lbs/yr	Goal Met?
Cadmium	2,227	165.9	Yes	511	57	Yes
Chromium	37,303	1,164.6	Yes	10,439	4,743.4	Yes
Copper	16,900	6,497.1	Yes	9,746	5,468.9	Yes
Lead	8,541	1,214.4	Yes	2,738	580.8	Yes
Mercury	182.5	7.9	Yes	11	5.2	Yes
Nickel	21,134	3,472.1	Yes	4,709	2,565.3	Yes
Silver	3,942	425.4	Yes	402	208	Yes
Zinc	50,005	13,394.5	Yes	16,498	8,618.3	Yes
Total Metals	140,233	26,341.9	Yes	45,052	22,246.9	Yes
Cyanide	4,453	1,688.7	Yes	2,446	216.1	Yes

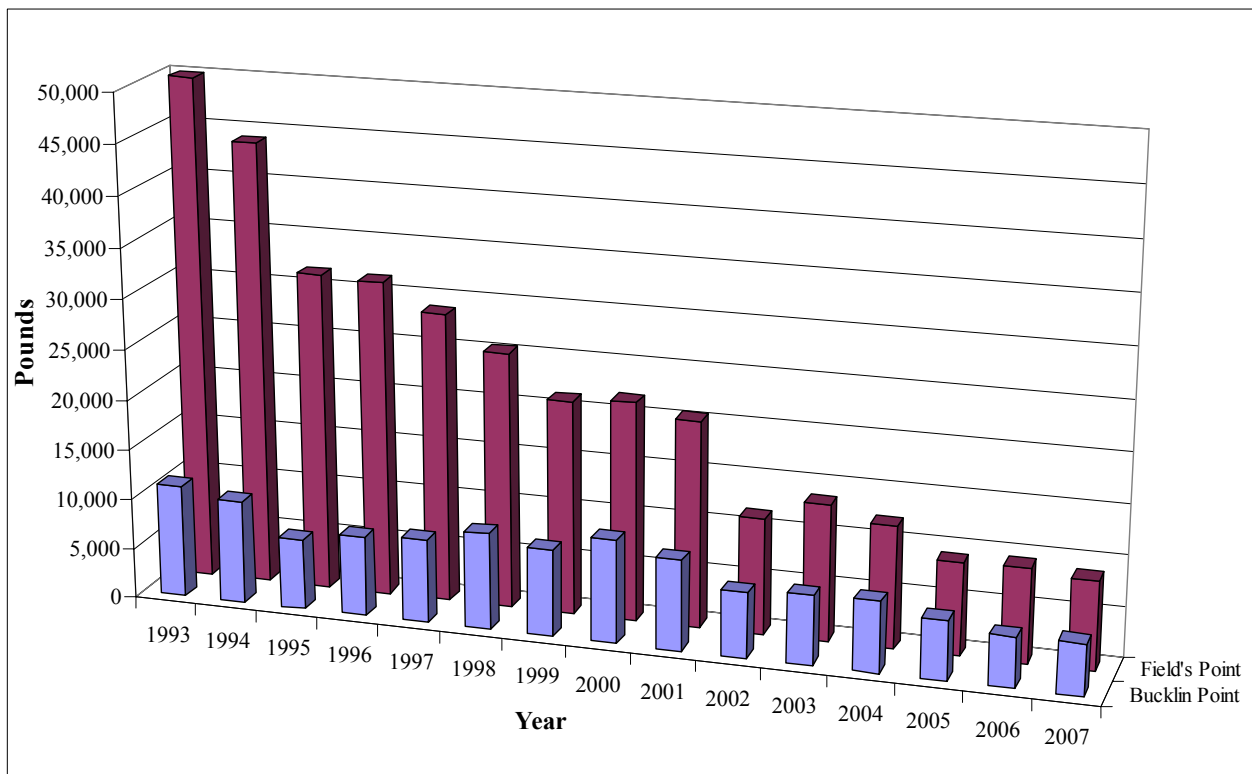
The annual loading goals presented in TABLE 21 should only be used as an initial evaluation of a facility's ability to meet discharge compliance. Discharge permits enforce daily maximum and monthly average limits based on acute and chronic water quality criteria. While the annual means used to calculate the 2007 loadings and goals are instructive when evaluating a facility's function over longer time periods, meeting annual mean goals does not always translate to compliance with daily or monthly limits.

### **Analysis of Effluent Loading Data**

This Pretreatment Annual Report measures the efforts and results of the work of the Pretreatment and Pollution Prevention Programs by observing the loadings of toxics to the influent of the NBC POTWs. It is also important to consider the discharge loadings into the receiving waters after the wastewater treatment has been provided. Issues pertaining to these impacts are included later in this chapter and in CHAPTER VII. To maintain continuity with influent data, current and historical effluent data for both the Field's Point and Bucklin Point facilities for the period from 1993 to 2007 were compiled and analyzed. The overall effluent trends are similar to those for the influent data: concentrations and loadings have been decreasing over time at Field's Point and Bucklin Point has shown recent declines.

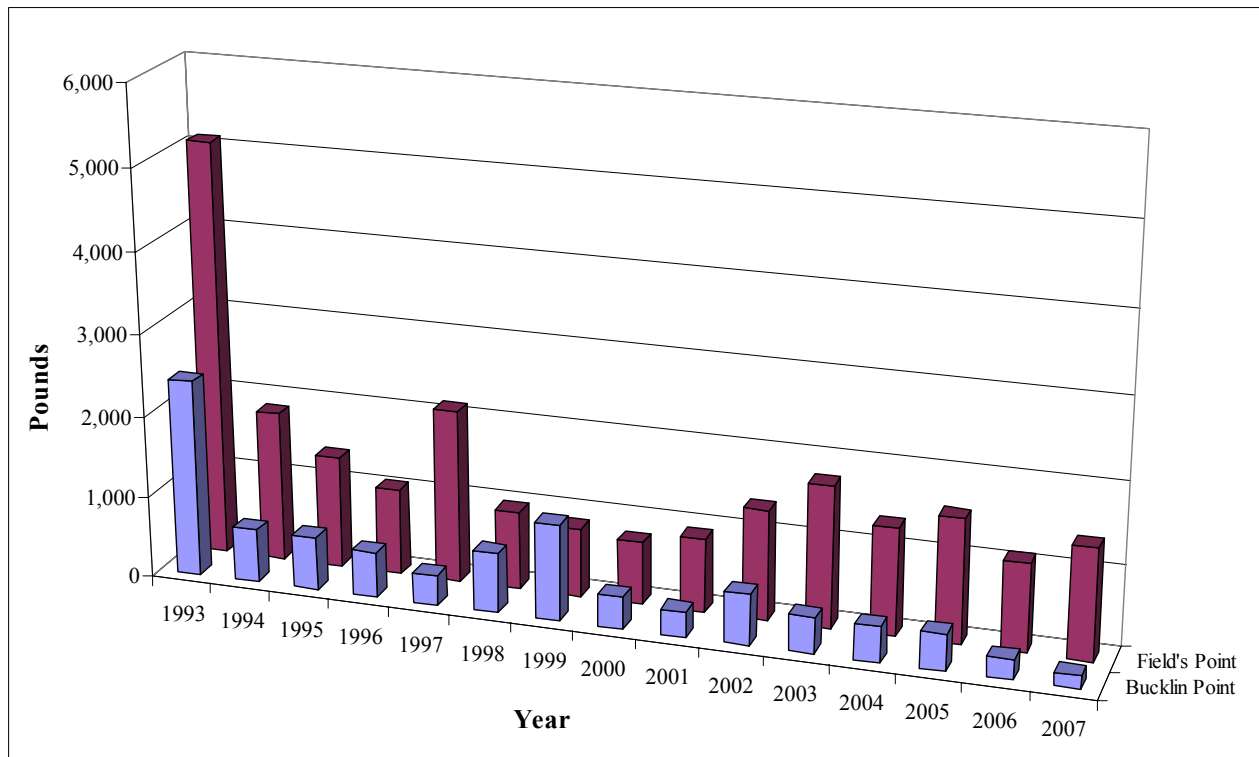
Historical total metals discharges from both NBC facilities are shown in FIGURE 19. The Field's Point facility handles approximately twice the flow volume of Bucklin Point. Total metals effluent loadings have been steadily decreasing at Field's Point since 1993 through this year. In 2007 total metals in Field's Point effluent decreased by 5.9% compared to year 2006 values, while Bucklin Point effluent showed a slight 1% increase from last year's 14% decrease in effluent metals loading. As mentioned previously, throughout 2005, new enhanced processes were being brought online at the Bucklin Point facility. Since 2004, effluent metals from Bucklin Point have decreased 28%. Flows to the Field's Point facility in 2007 decreased by 15.45%, and resulted in a 5.9% decrease in effluent metals loadings. The decrease in effluent metals loadings demonstrates that pretreatment and pollution prevention efforts continue to be successful in generally reducing the amount of toxics entering and being discharged from the NBC facilities.

**FIGURE 19**  
**NBC Total Metals Effluent Loadings Trend Analysis**



As illustrated in FIGURE 20, cyanide effluent loadings exhibit similar reductions over time, but with more fluctuation. Annual effluent cyanide loads in 2007, relative to 2006, showed remarkable decreases at the Bucklin Point facility with a 37% decrease. Field's Point effluent cyanide load increased by 25% in 2007 as compared to 2006. EMDA tests for the presence of sulfides and chlorine residual on a daily basis to ensure the integrity and validity of the cyanide collections. Pretreatment, EMDA, and Laboratory staff are investigating the slight cyanide loading increase observed at Field's Point.

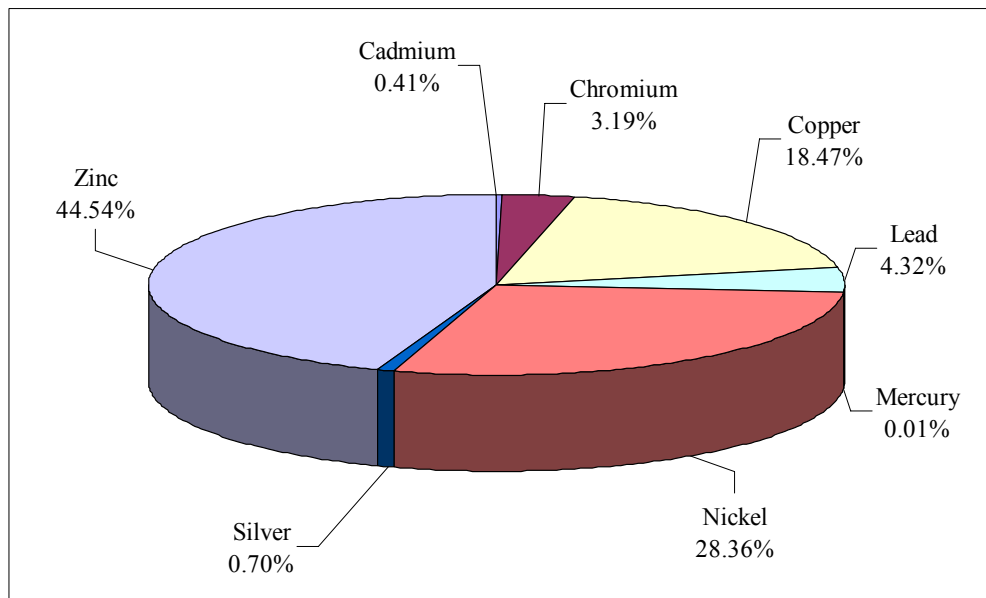
**FIGURE 20**  
**NBC Cyanide Effluent Loadings Trend Analysis**



## **Breakdown Analysis of POTW Effluents**

The portioning of total metals in the effluent from both plants is very similar as can be seen in FIGURES 21 and 22. The relative proportions of Field's Point effluent can be seen in FIGURE 21. Zinc and chromium in the Field's Point effluent show slight increases in relative contribution in 2007, approximately 1% each. Copper and lead showed slightly larger increases of 3.1% and 2.3%, respectively. Nickel showed a 5.7% decrease in 2007 as compared to 2006. Mercury continues to be a smaller and smaller portion of effluent metals from Field's Point. The other trace metals showed minor relative decreases in their contributions to effluent loading.

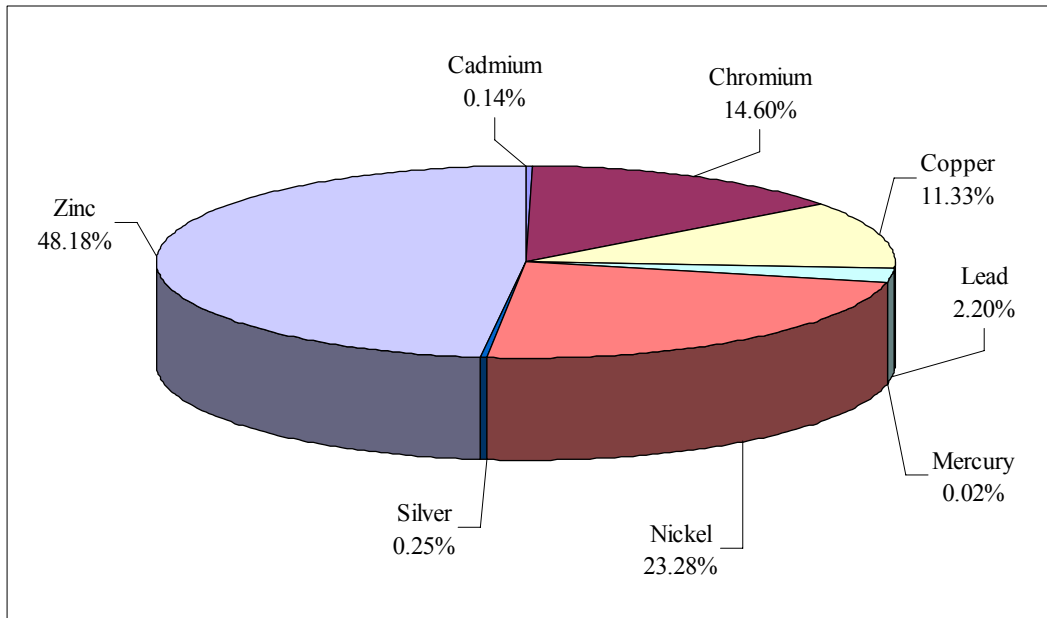
**FIGURE 21**  
**Breakdown of Total Metals – Field's Point 2007 Effluent Loading**



The relative proportions of Bucklin Point effluent metals seen in FIGURE 22 showed an increase in 2007 for chromium, from 5.5% to 14.6%. Zinc in the Bucklin Point effluent decreased by 6.87%, nickel by 2.15%, and copper by approximately 1%. Lead increased by a slight 1%; the other trace metals showed minor relative change.



**FIGURE 22**  
**Breakdown of Total Metals – Bucklin Point 2007 Effluent Loading**



### **Bioassay Data**

The two NBC POTWs are required to conduct quarterly bioassay studies to determine effluent toxicity to test organisms. NBC conducts chemical analysis and aquatic toxicity testing, using the response of organisms to detect and measure the presence or effect of one or more substances, wastes, or environmental factors, alone, or in combination. NBC met the quarterly bioassay sampling frequency requirements during 2007 for both facilities. At both facilities *Americamysis bahia* and *Arbacia punctulata* are tested. Effluent samples are collected only in dry weather, defined as 48 hours prior to or during sampling.

Analysis of the acute toxicity data provided determination of the LC<sub>50</sub> and the A-NOEC. The LC<sub>50</sub> result is defined as the concentration of wastewater that causes mortality to 50% of the test organisms. A-NOEC or Acute-No Observable Effect Concentration is defined as the highest concentration of the effluent in which 90% or more of the test animals survive. The permit requirement limit of 100% or greater is defined as a sample which is composed of 100% effluent. In addition to the acute toxicity test, a chronic test is also performed on *A. punctulata*, which examines for the sublethal effects of effluent concentration on the fertilization of eggs. Reported are the C-NOEC or No Observed Effect Concentration and the C-LOEC or Lowest Observed Effect Concentration. The permit limit for Bucklin Point is 50% or greater for this parameter while at Field's Point the permit requires only monitoring.

At Field's Point all four tests for *A. bahia* gave LC<sub>50</sub> and A-NOEC results of 100%, except for the second quarter A-NOEC test, which was 50%. For the chronic test, the C-NOEC for *A. punctulata* was 100% for the first two quarters, 25% for the third quarter, and 50% for the fourth quarter. This means that undiluted effluent showed no observable effect on the survival of *A. bahia* and there was no significant biological or environmental impact on this species. For the NOEC test on *A. punctulata*, undiluted effluent did have an observable affect in the third and fourth quarter tests, though these results did not cause a violation as the Field's Point permit is monitoring only.

At Bucklin Point all four tests for *A. bahia* gave LC<sub>50</sub> and A-N results of 100% except for the fourth quarter A-NOEC test which was 6.25%. For the chronic test, C-NOEC for *A. punctulata* results was 100% for the first quarterly test, 50% for the second and fourth quarter tests and 25% for the third quarter test. The third quarter result of 25% was in violation of the Bucklin Point Permit. This means that undiluted effluent showed no observable effect on the survival of *A. bahia* and there was no significant biological or environmental impact on this species. However, the C-NOEC test for *A. punctulata* indicated an adverse affect of undiluted effluent on this species for the third quarter, but did not adversely impact the species during the other three quarters.

The first and second quarter bioassays are the result of third party analysis by NETCO Laboratories. However, the third and fourth quarter bioassays were performed by a different laboratory contracted by NETCO. These laboratories did report some unusual results for some of the QA/QC runs associated with these samples, such as especially low survivability of *A. bahia* in the receiving water control for the Bucklin Point sample in December 2007. However the laboratory considered the data provisionally valid for evaluating impacts associated with the effluent sample.

In conclusion, this data could be interpreted to mean that the effluent from the NBC POTWs is relatively non-toxic to aquatic species and that in general there was no significant biological or environmental impact. Results of the quarterly bioassay data for 2007 are included in ATTACHMENT VOLUME II, SECTION 10.

### **RIPDES Permit Compliance – Field's Point Facility**

In September 1992, the RIDEM issued a RIPDES Permit for the Field's Point wastewater treatment facility. The permit contained effluent limitations for priority pollutants for the first time in the history of the facility. In recognition that the Field's Point facility might not be able to immediately comply with all limitations, the RIDEM issued a Consent Agreement (RIA-029) in December 1992 that included adjusted effluent discharge limits. On December 31, 2001, Field's Point was issued a new permit. As mentioned previously, RIDEM and NBC resolved differences over the contested items in January 2004 and agreed to a new Consent Agreement, RIA-330, which went into effect on January 1, 2004. TABLE 22 lists the current permit's limits for metals and cyanide and the new Consent Agreement values for the contested parameters. TABLE 22 also presents the measured maximum daily values and maximum monthly averages for the Field's Point facility for parameters of interest.

**TABLE 22**  
**Comparison of Field's Point RIPDES & Consent Agreement Limits**  
**With 2007 Wastewater Treatment Facility Results**

Parameter	RIPDES Permit Limits		Consent Agreement Limits		2007 Results	
	Maximum Daily (ppb)	Average Monthly (ppb)	Maximum Daily (ppb)	Average Monthly (ppb)	Maximum Daily* (ppb)	Average Monthly** (ppb)
Copper	23	23	86.2	35.9	26.1	15.5
Mercury	8.5	0.4	-	-	0.047	0.025
Nickel	332	127	-	-	45.2	25.7
Silver	10	-	-	-	2.89	0.8
Zinc	380	380	-	-	105	42.6
Cyanide	4	4	49.6	20.0	81.82	24.5
BOD Percent Removal	-	85%	-	-	-	>85% in all months
TSS Percent Removal	-	85%	-	-	-	>85% in all months

\*In order to compare results to the permit limits, the maximum daily value for the year is reported as the maximum daily.

\*\*The highest average monthly value for 2007 is reported for comparison against the RIPDES permit. Note that the limits for compliance/noncompliance determinations are based on the quantitation limit, which is defined as 0.2 micrograms per liter for mercury and 20.0 micrograms per liter for cyanide.

TABLE 23 details the compliance status of the Field's Point Facility with the limits established by the RIPDES permit and Consent Agreement in effect during year 2007.

**TABLE 23**  
**2007 Compliance Status with RIPDES & Consent Agreement Limits**  
**For Field's Point Facility**

Parameter	2007 Compliance with RIPDES Permit Limits?		2007 Compliance with Consent Agreement Limits?	
	Maximum Daily	Average Monthly	Maximum Daily	Average Monthly
Copper	<b>No</b>	Yes	Yes	Yes
Mercury	Yes	Yes	N/A	N/A
Nickel	Yes	Yes	N/A	N/A
Silver	Yes	Yes	N/A	N/A
Zinc	Yes	Yes	N/A	N/A
Cyanide	<b>No</b>	<b>No</b>	<b>No</b>	<b>No</b>
BOD Percent Removal	N/A	Yes	N/A	N/A
TSS Percent Removal	N/A	Yes	N/A	N/A

TABLE 23 shows that in 2007, Field's Point was in compliance with the daily and monthly discharge limitations specified in the Consent Agreement for all toxic pollutant parameters listed in TABLE 21, except for cyanide. Additional work will be necessary to ensure NBC compliance with toxic pollutant discharge limits specified in the RIPDES permit and Consent Agreement for cyanide. Both the monthly average and daily maximum Consent Agreement limits for cyanide were exceeded. Cyanide permit limits are enforced down to the method detection limit recognized by EPA, to a value of 20 ppb. There was one instance where copper exceeded the RIPDES discharge limitation. However, the concentration of copper did not exceed the maximum daily limit specified in the Consent Agreement. The NBC is actively working to ensure full compliance with all the toxic pollutants specified in its RIPDES permit. In 2004, at RIDEM's request, the NBC recalculated permit limits based on the metal translator study conducted by NBC in years 2001 and 2002. The results of the metal translator studies performed by NBC found the Providence and Seekonk Rivers met water quality criteria for the trace metals analyzed: cadmium, copper, lead, nickel, and silver. These data have resulted in both rivers being removed from the EPA 303(d) list of impaired waterbodies for metals.

Field's Point had no daily exceedences of the 50 mg/l permit limits for TSS or BOD. The monthly average and daily max limits for fecal coliform bacteria were also not exceeded.

### **RIPDES Permit Compliance – Bucklin Point Facility**

When the NBC acquired the Bucklin Point facility, the RIPDES permit in effect had been issued to the Blackstone Valley District Commission in December 1990, and was then transferred to the NBC in 1991. This permit listed several discharge limitations for metals, organic compounds and nutrients, but was modified to reflect alternative effluent limitations when the NBC stressed that permitted discharge levels for some pollutants were not attainable. A new permit was issued to the facility on December 31, 2001. NBC contested the new permit limits for copper, mercury, nickel, silver, zinc, cyanide, nutrients and TSS and BOD requirements during rain events when primary effluent must be diverted to the chlorine contact tank. NBC contested the above parameters due to their inability to meet limits that are set as low as saltwater quality criteria in certain cases. Consent Agreement RI-330 was issued and imposed interim limits in January 2004, which are being used as the measure of compliance. As mentioned in the previous section, NBC has presented to RIDEM new information from water quality monitoring on the Seekonk River, the receiving waters for the Bucklin Point facility, and is awaiting approval of the new permit limits. The study data shows that the Seekonk River meets water quality criteria for metals, outside of the mixing zones assigned to the outfall. TABLE 24 outlines the current permit limits and monitoring requirements for Bucklin Point and the 2007 effluent results.

**TABLE 24**  
**Comparison of Bucklin Point RIPDES & Interim Effluent Limits with**  
**2007 Wastewater Treatment Facility Results**

Parameter	RIPDES Permit Limits		Consent Agreement Limits		2007 Results	
	Maximum Daily (ppb)	Average Monthly (ppb)	Maximum Daily (ppb)	Average Monthly (ppb)	Maximum Daily* (ppb)	Average Monthly** (ppb)
Hexavalent Chromium	997	60	-	-	25.0	13.4
Copper	5.2	5.2	86.1	29.8	16.2	12.4
Lead	10.3	199	-	-	13.5	9.1
Mercury	1.7	0.04	1.7	0.2	0.067	0.027
Nickel	13.7	67	67	53.3	79.7	35.8
Silver	-	2	4.5	-	0.909	0.4
Zinc	76	76	88	76	54.7	46
Cyanide	0.8	0.8	69.3	20	5.66	4.4
BOD Percent Removal	-	85%	-	-	-	>85% in all months
TSS Percent Removal	-	85%	-	-	-	>85% in all months

\*In order to compare results to the permit limits, the maximum daily value for the year is reported as the maximum daily. Note that the limit for compliance /noncompliance determinations is based on the quantitation limit, which is defined as 0.2 micrograms per liter for mercury and 20.0 micrograms per liter for cyanide.

\*\*The highest average monthly value for 2007 is reported for comparison against the RIPDES permit; for BOD and TSS the number of months in violation is entered.

TABLE 25 indicates that the facility was unable to meet the originally issued permit limits as well as the Consent Agreement permit limits for the maximum daily limits for nickel. In addition, the facility was unable to meet the RIPDES permit limits for copper and lead. However, the facility was able to meet the limits for these parameters detailed in the Consent Agreement. Toxic influent events did not cause any known upsets to process control at the Bucklin Point facility in 2007. Protection of the facility is a principal objective of the Pretreatment and EMDA Sections.

Removal efficiencies for the conventional pollutants TSS and BOD were excellent during 2007. All months had monthly percent removal efficiencies greater than 89% for TSS and greater than 96% for BOD. Additionally, there were no maximum daily violations of the RIPDES permit limit of 50 mg/l for final effluent TSS and BOD concentration levels and monthly TSS and BOD average effluent values did not exceed 13 mg/liter in 2007.

**TABLE 25**  
**2007 Compliance Status with RIPDES & Consent Agreement Limits for**  
**Bucklin Point Facility**

Parameter	2007 Compliance with RIPDES Permit Limits?		2007 Compliance with Consent Agreement Limits?	
	Maximum Daily	Average Monthly	Maximum Daily	Average Monthly
Hexavalent Chromium	Yes	Yes	N/A	N/A
Copper	<b>No</b>	<b>No</b>	Yes	Yes
Lead	<b>No</b>	Yes	N/A	N/A
Mercury	Yes	Yes	Yes	<b>No</b>
Nickel	<b>No</b>	Yes	<b>No</b>	Yes
Silver	Yes	-	Yes	-
Zinc	Yes	Yes	Yes	Yes
Cyanide	<b>No</b>	<b>No</b>	Yes	Yes
BOD Percent Removal	N/A	Yes	N/A	N/A
TSS Percent Removal	N/A	Yes	N/A	N/A

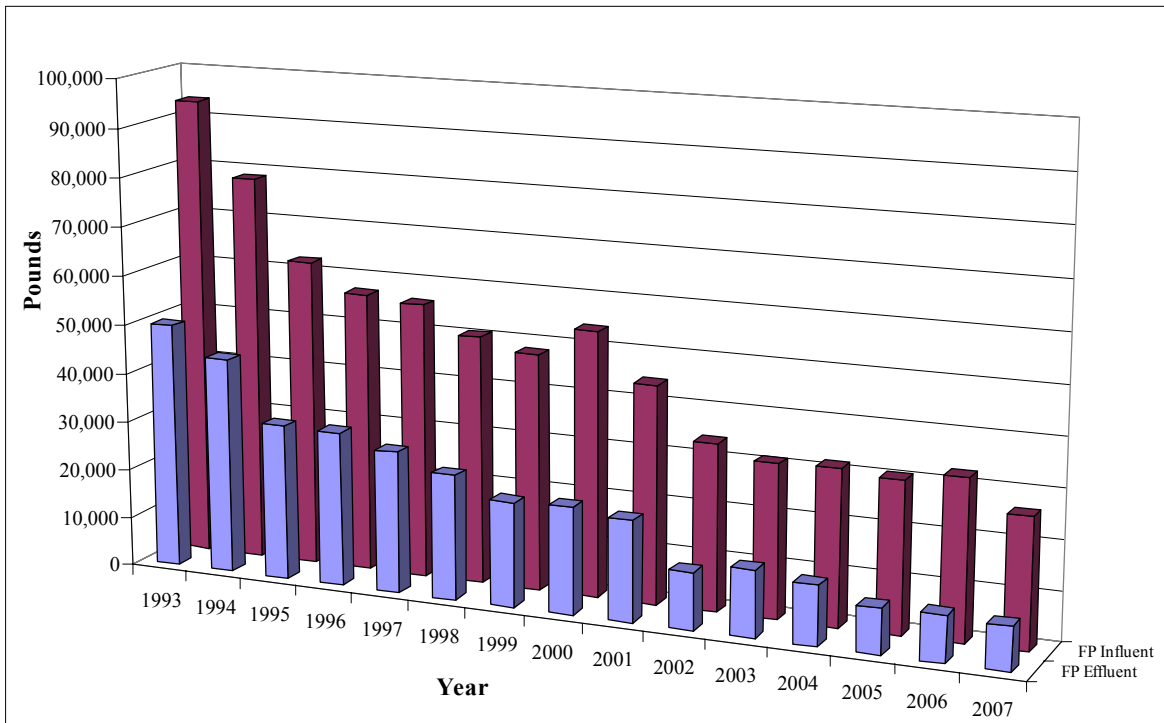
**~Bucklin Point Final Effluent pH Variability and Permit Compliance**

The pH of the Bucklin Point facility is measured daily by EMDA staff with the use of a high precision Orion pH meter. This analytical program is under the supervision of the NBC laboratory. The range of values measured for the year 2007 was between 5.6 and 7.3 s.u. Lower than expected effluent pH values were partly the result of the Biological Nutrient Removal (BNR) processes causing a reduction in alkalinity, or buffering capacity, of the wastewater. The addition of soda ash was necessary to increase effluent pH to within effluent permit limits during 2007. Despite this fact, all but one of the 365 measured values were within the permit range of 6.0 to 9.0 s.u., a testament to Bucklin Point Operations staff. No known low or high pH events caused any process upset during the course of the year.

### ~Comparison of Influent and Effluent Loadings

FIGURE 23 provides a comparison of historic Field's Point influent and effluent loadings for total metals. The removal rate of metals entering the facility varied from 26 to 86 percent depending upon the pollutant in question in 2007. Influent loadings decreased from 2006 to 2007, and effluent loadings had a minimal decrease. Several detection limits changed during 2007 including mercury from 2.5 ppt to 1.0 ppt, due to instrumental and sample handling improvements in the Laboratory. Given these improvements more mercury samples are now detectable and can be measured with more accuracy to lower values. These improvements will continue to yield more accurate effluent concentrations and removal rates.

**FIGURE 23**  
**Field's Point Influent and Effluent Total Metals Loadings Trend Analysis**



The term “removal” means the reduction of pollutants in the wastewater through their incorporation into settleable solids, which are then concentrated into sludge material. Municipal wastewater treatment plants are not designed to treat and remove industrial waste such as heavy metals. Those metals that are strongly associated with the dissolved phase (e.g. nickel) will be discharged to the receiving waters with less removal than those with higher particulate phase partitioning (e.g. copper or lead) which are particle reactive and settle, with particles, into the sludge. TABLE 26 provides removal rates for metals and cyanide at both NBC Wastewater Treatment Facilities. From TABLE 26 it is easy to see that a major portion of all toxic pollutants, with the exception of nickel and cyanide, are removed from the waste stream at the NBC plants prior to effluent discharge to the receiving waters of Narragansett Bay.

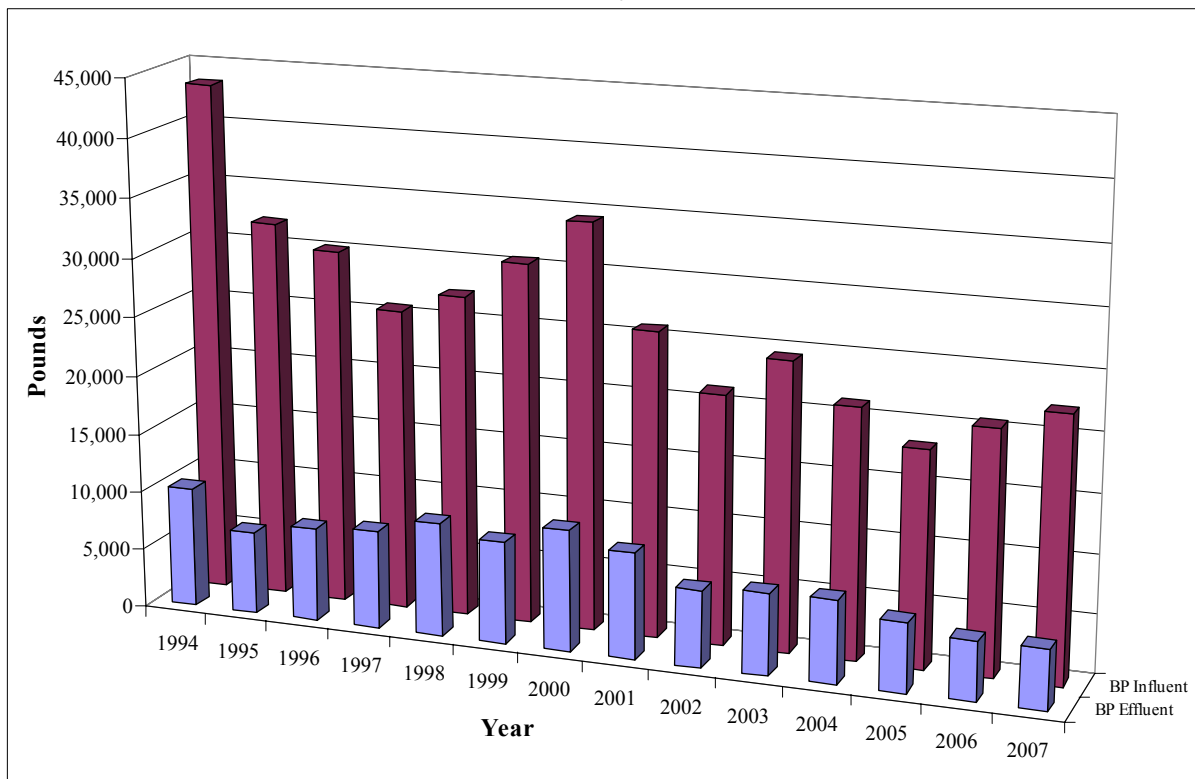
**TABLE 26**  
**Percent Removal of Metals and Cyanide for NBC Facilities**

Parameter	Field's Point			Bucklin Point		
	Influent (ppb)	Effluent (ppb)	% Removal	Influent (ppb)	Effluent (ppb)	% Removal
Cadmium	1.37	0.30	78	0.99	0.13	87
Chromium	9.31	2.33	75	83.68	13.00	84
Hex.Chromium	NM	NM	NM	61.480	12.21	80
Copper	50.35	12.80	75	96.7	9.64	90
Lead	9.72	3.11	68	10.12	2.09	79
Mercury	0.070	0.01	86	0.09	0.010	89
Nickel	26.40	19.7	26	45.37	20.60	55
Silver	3.42	0.51	85	3.58	0.21	94
Zinc	105.12	31.4	70	146.60	37.10	75
Cyanide	13.43	9.2	32	3.57	2.64	26
Total Metals	205.69	70.15	66	471.41	69.64	85

FIGURE 24 provides a comparison between the historic influent and effluent total metal loadings for Bucklin Point. As noted for the Field's Point facility, a major portion of each pollutant observed in the plant influent is removed in grit and sludge during the treatment process. It is also clear that as influent concentrations increase, the effluent concentrations increase. 2007 data, however, show an increase in influent loadings whereas the effluent loadings stayed roughly the same, the result of improved treatment at the Bucklin Point facility. Because the collection system of both facilities is dominated by combined sewers, metal loading is affected by rain events due to street and land runoff. Rain events also affect plant operations by causing a decrease in detention time in the facilities, thereby reducing process treatment time. Wet weather events must be taken into consideration in evaluating changes to effluent loadings.



**FIGURE 24**  
**Bucklin Point Influent and Effluent Total Metals Loadings Trend**  
**Analysis**



### **POTW Effluent Dissolved Metals Study**

In 2000, the NBC began a study to monitor the dissolved metals fraction of the effluent discharged to the receiving waters of the Providence and Seekonk Rivers. Dissolved metals were typically analyzed once per week at each POTW. Total metals were measured twice weekly. In 2007, Field's Point and Bucklin Point effluent samples were analyzed monthly. The NBC and DEM use this data to better understand the fate, effect, and physical partitioning of metals discharged from the POTWs. Understanding the dissolved and total fractions for each metal, a measure of its phase partitioning, between dissolved and particulate, is important for the calculations of permit discharge limitations. POTWs are permitted in total metals. Therefore, the RIDEM must use a "metal translator conversion factor" to estimate the POTWs total metal fraction in the receiving waters that will be in the dissolved phase when writing a permit for a wastewater treatment plant.

Metals in the dissolved form are more readily absorbed by marine life than metals associated with particles. Resultantly, the EPA and DEM have established fresh and saltwater water quality criteria in dissolved metals concentrations. By sampling for total and dissolved metals, the NBC will be able to better assess the ratio of dissolved to total metals in POTW effluent and in the receiving waters.

TABLE 27 summarizes the data from 2007. The values are calculated by dividing the dissolved concentration by the total concentration. Dissolved phase is operationally defined as that portion which passes through a 0.45 micron filter. Due to implementation of more sensitive methods for analysis of dissolved metals, cadmium and chromium have been added to the summary table below. Previously, these metals were predominantly found at levels below the method detection limit. The calculated dissolved to total ratios listed below are annual averages of the dissolved concentrations and the total metals concentrations for days sampled.

**TABLE 27**  
**Final Effluent Phase Partitioning Study Results, 2007**

<b>Bucklin Point dissolved/total as a fraction</b>									
	<b>Cd</b>	<b>Cr</b>	<b>Cu</b>	<b>Pb</b>	<b>Ni</b>	<b>Ag</b>	<b>Zn</b>	<b>Al</b>	<b>Fe</b>
<b>Mean</b>	1.53	0.89	0.76	1.40	0.94	0.44	0.75	0.48	0.35

<b>Field's Point dissolved/total as a fraction</b>									
	<b>Cd</b>	<b>Cr</b>	<b>Cu</b>	<b>Pb</b>	<b>Ni</b>	<b>Ag</b>	<b>Zn</b>	<b>Al</b>	<b>Fe</b>
<b>Mean</b>	1.04	1.00	0.80	0.91	0.94	0.50	0.78	0.20	0.37

At Bucklin Point the results of this study show cadmium and lead to be the elements with the highest fraction in the dissolved phase, followed by nickel and chromium in the final effluent. At Field's Point, cadmium and chromium were shown to be the elements with the highest fraction in the dissolved phase, followed by nickel and lead. Silver, aluminum and iron are more strongly associated with particles, and thus the fraction of the metal in the dissolved phase is lower, less than 0.50 at both plants.

At Field's Point, iron measurements showed the greatest variability, but did not show the greatest dissolved total fraction. At Bucklin Point nickel measurements showed the greatest variability, as well as one of the highest dissolved total fractions. Cadmium which had the highest dissolved total fraction at Bucklin Point and at Field's Point had some of the lowest variability and had several instances where the dissolved cadmium exceeded the total cadmium. Detection limits were changed during 2007 and were increased for all dissolved metals, which may have affected the ratios and variability. Three values exceed the ratio of 1.0, cadmium in both Bucklin Point and Field's Point and lead in Field's Point. These exceedances can be attributed to analytical procedural issues.

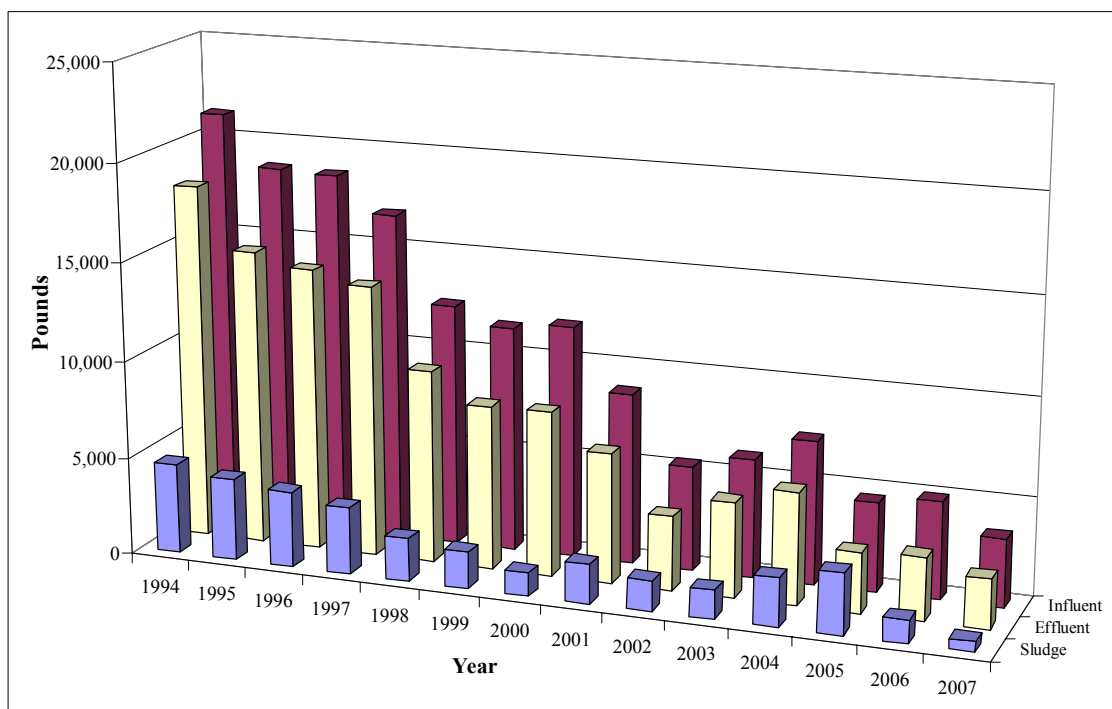
Data for 2007 total and dissolved metals analysis results are included in ATTACHMENT VOLUME II, SECTION 10.

## Sludge Analysis

To provide further insight into influent trends and POTW removal efficiency for metals, sludge-loading trends have been compared to influent and effluent loads since 1994 for three metals at both facilities. Nickel was included in this comparison due to its high incidence in the dissolved phase; approximately 95% of nickel in the final POTW effluent is in the dissolved form. Nickel is also a metal commonly associated with industrial sources. Zinc was selected because of its relative abundance and significant influent loadings. Copper was chosen due to its relatively high abundance and lower dissolved partitioning, approximately 60-70%. In the following figures, please note that only the final sludge loading is approximated, without consideration of removal of the three metals in the grit removal step of the treatment process. During 2007, sludge metals measurements were conducted biweekly as opposed to weekly for previous years prior to 2006. The mass balance agreement of these metals is calculated by subtracting the effluent and sludge loadings from the influent loading. Historical and 2007 sludge data are included in ATTACHMENT VOLUME II, SECTION 11.

The Field's Point sludge loading results for nickel (FIGURE 25) show general agreement with declining nickel inputs to Field's Point influent. Note that the center row of columns on the figure represents final effluent loading. The agreement between influent loading compared to sludge and effluent loadings was 15% during 2007 which is roughly the same as the 14% agreement in 2006. Because Nickel is primarily found in the dissolved phase, it is difficult to appropriately capture a true mass balance for this element.

**FIGURE 25**  
**Nickel Loading Trend Analysis in Field's Point Sludge, Influent and Effluent**

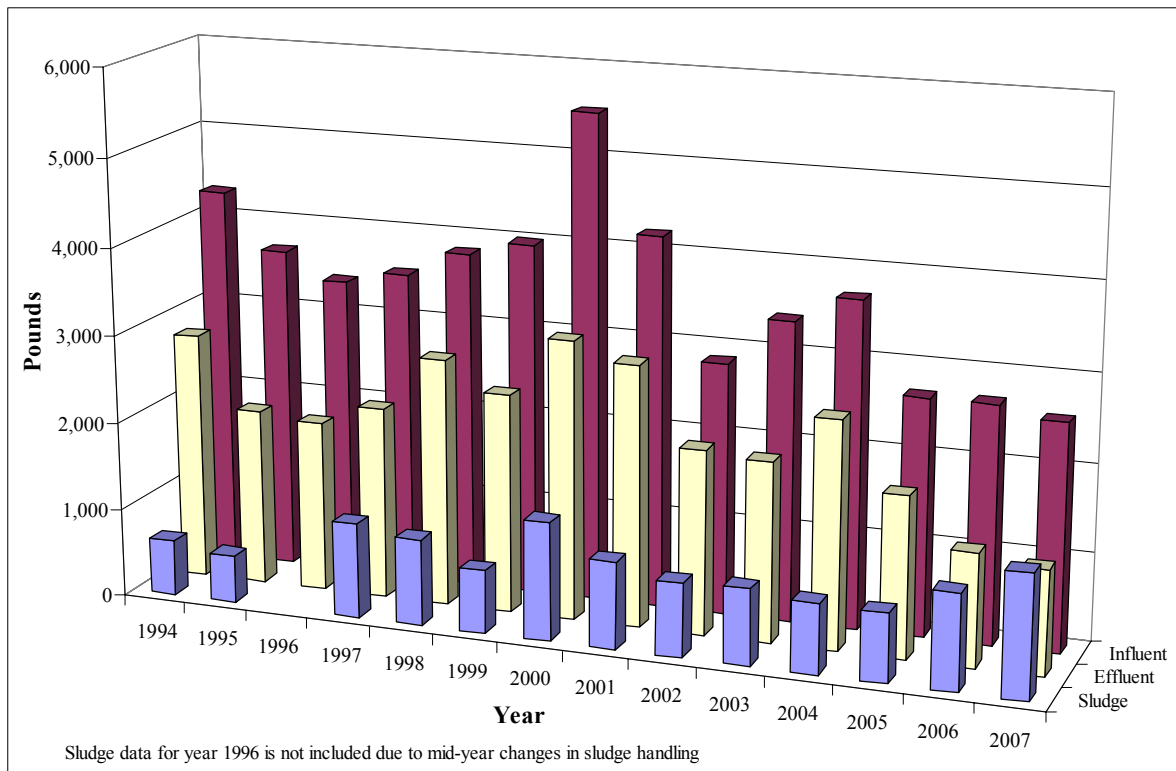


At Field's Point nickel loading has decreased in the influent, effluent and in the sludge during 2007 as compared to 2006. At Bucklin Point nickel loading has increased in the sludge, but has decreased slightly in both influent and effluent. Nickel loading in sludge has increased over the past three years at Bucklin Point. This is attributed to improved treatment at the facility. Nickel has decreased in the sludge at Field's Point over the same time period and overall nickel loadings decreased at Field's Point in 2007.

In 2007, the nickel loading in pounds is in an equal amount entering the plant in the influent as is exiting the plant in the effluent and the sludge. At Bucklin Point, nickel loading has decreased in the influent and effluent, but has increased in the sludge, seeming as though more nickel is being concentrated in the solids. This is most likely due to better settling associated with the treatment plant upgrade.

Given the number of variables within the wastewater treatment facility, a mass balance on the order of 10% is considered quite good, and this indicates that the sampling frequency and techniques employed are producing accurate and representative results. The change in influent sample handling implemented by the EMDA Section may also have contributed to this improved mass balance.

**FIGURE 26**  
**Nickel Loading Trend Analysis in Bucklin Point Sludge, Influent and Effluent**

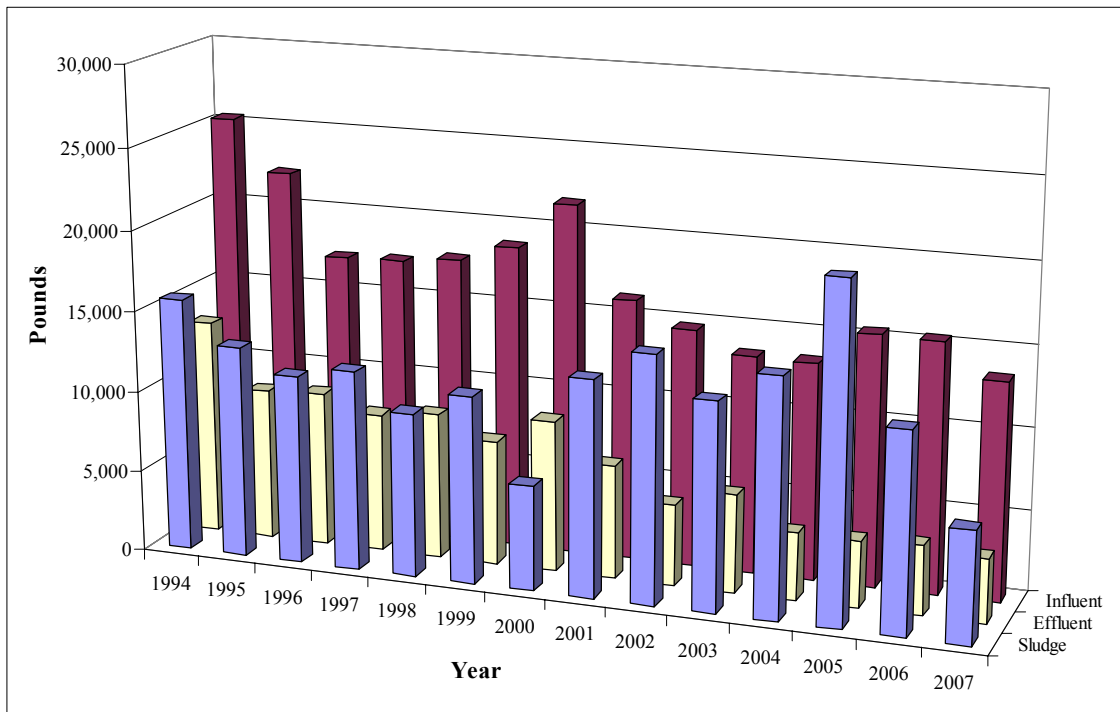


Nickel is highly partitioned in the dissolved phase and shows the least removal in the treatment facilities. Of the three metals represented here, nickel had the highest concentration found in the dissolved phase of the final effluent. This agreement seems to indicate the following:

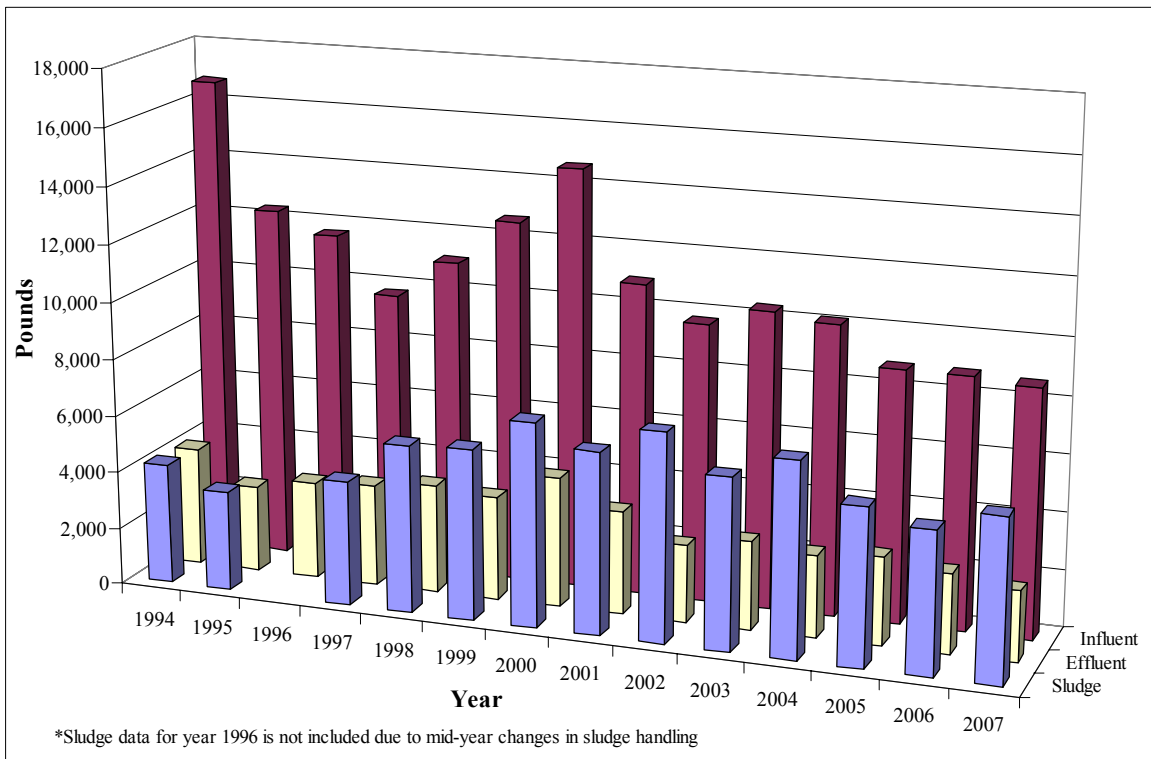
- Comparatively little nickel is being removed in the grit removal stage of treatment;
- Measurements of influent and effluent nickel concentrations are accurate;
- Sludge moisture measurements are valid;
- Little nickel contamination is present in sludge sampling at Field's Point, whereas for Bucklin Point nickel contamination in the sludge increased from 2006 and was found at a higher concentration in the sludge than in the effluent.

FIGURES 27 and 28 show the loading trends for zinc for both facilities. Zinc loading at Field's Point has decreased in both the sludge and influent, and has slightly decreased in the effluent. The agreement between influent zinc loading and the combined sludge and effluent zinc is 24%. At Bucklin Point, zinc loading increased slightly in the sludge, decreased slightly in the effluent, and stayed about the same in the influent. The agreement at Bucklin Point was 6% for 2007.

**FIGURE 27**  
**Zinc Loading Trend Analysis in Field's Point Sludge, Influent and Effluent**

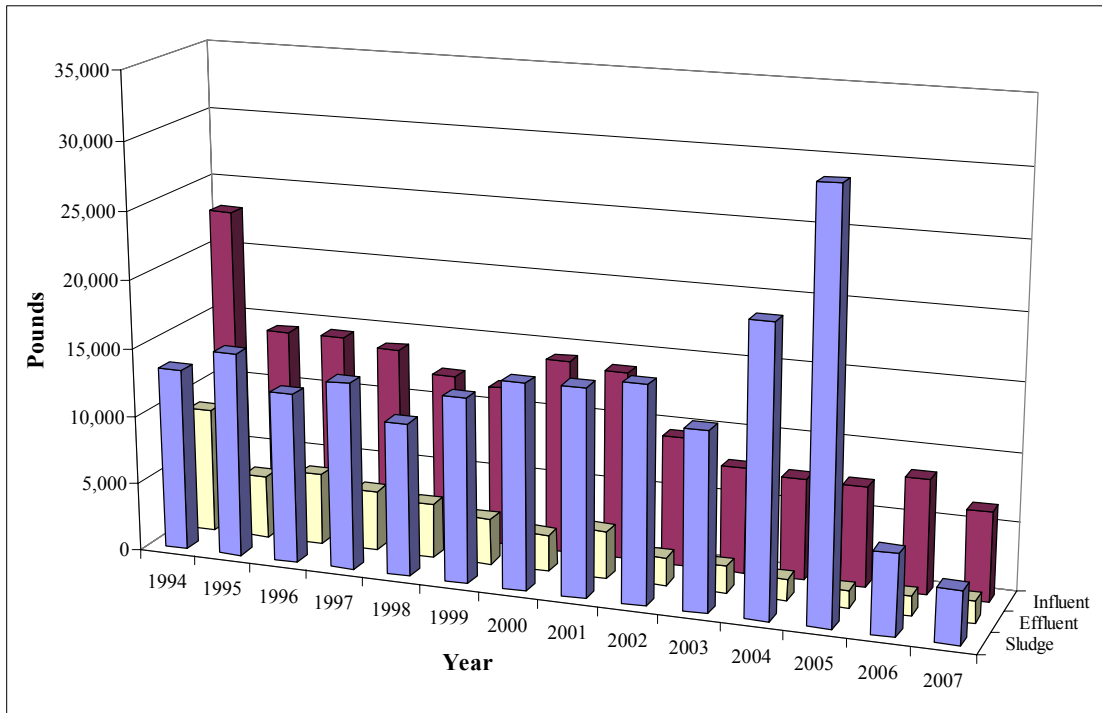


**FIGURE 28**  
**Zinc Loading Trend Analysis in Bucklin Point Sludge,**  
**Influent and Effluent**

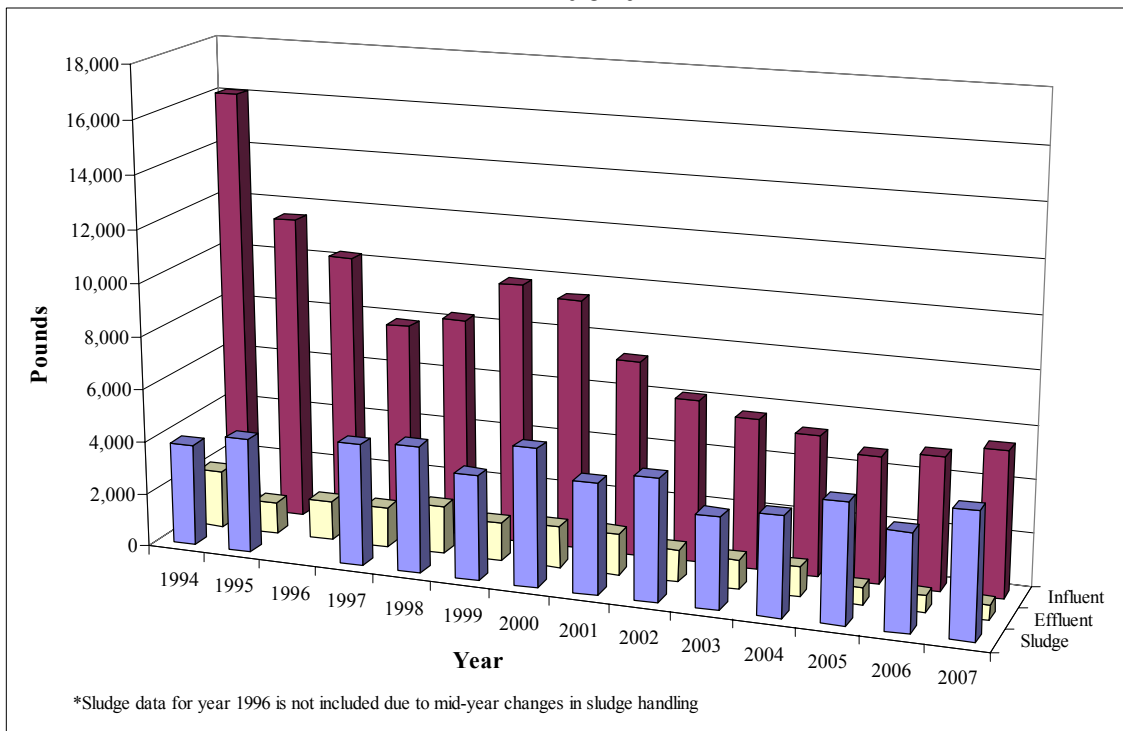


FIGURES 29 and 30 present the copper loading trend analyses. Copper is more often found in the particulate phase than both nickel and zinc. NBC data show that slightly more than three-fourths of the copper in the final effluent is in the dissolved phase. At Field's Point copper loading decreased in the sludge and slightly in the influent, and increased slightly in the effluent. The agreement between the influent and the combined effluent and sludge loading was 4%. At Bucklin Point, copper loadings increased in the sludge, slightly increased in the influent and stayed roughly the same for the effluent, with an agreement of 18%.

**FIGURE 29**  
**Copper Loading Trend Analysis in Field's Point Sludge, Influent and Effluent**



**FIGURE 30**  
**Copper Loading Trend Analysis in Bucklin Point Sludge, Influent and Effluent**

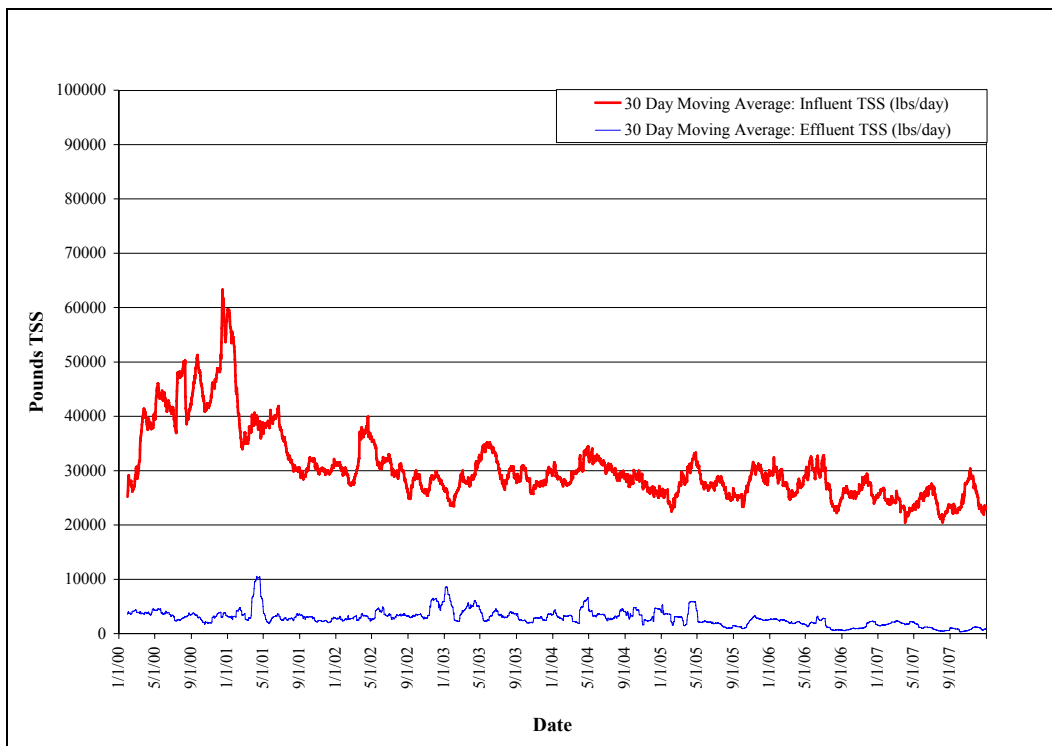


EMDA investigated the influent sampling location in 2004 to determine if the lack of mass balance for zinc and copper at Field's Point was due to sampling issues. No conclusive evidence was found to suggest that this was the case. Bucklin Point's influent sampling sites are placed in interceptor pipes feeding the plant. The new technique of flow proportioned mixing at Bucklin Point prior to influent metals analysis, based on these results, appears to produce more representative results for loadings to the facility. The Field's Point influent sampling location is in a channel that feeds the grit removal tanks. Field's Point sludge is dewatered using a belt press while the Bucklin Point facility utilizes a centrifuge, a difference between the two facilities in sludge handling methods. From January – July, the dewatered sludge was analyzed for metals at both Bucklin Point and Field's Point. Beginning in August, analysis was switched to the filter cake at both facilities.

**BOD and TSS Loadings**

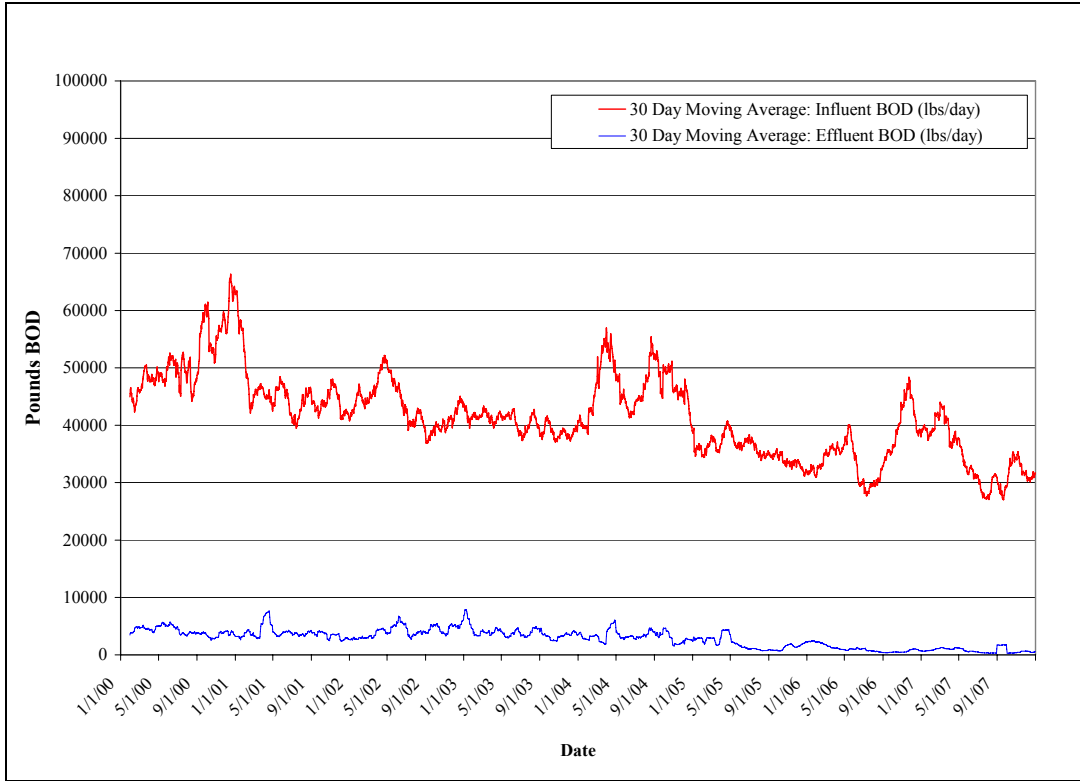
BOD and TSS loading historical trend analysis provide an interesting means of determining the ability of the individual facility to handle variability in influent loadings without disruption of plant operations. For Bucklin Point, FIGURES 31 and 32 show the 30-day averaged trend for BOD and TSS influent and effluent. Effluent BOD and TSS show a decline beginning in 2005 through 2007 at Bucklin Point which is largely attributable to initiation of improved treatment processes as a result of completion of facility upgrades in 2006.

**FIGURE 31  
TSS Loading Trend Analysis for Bucklin Point Influent and Effluent**



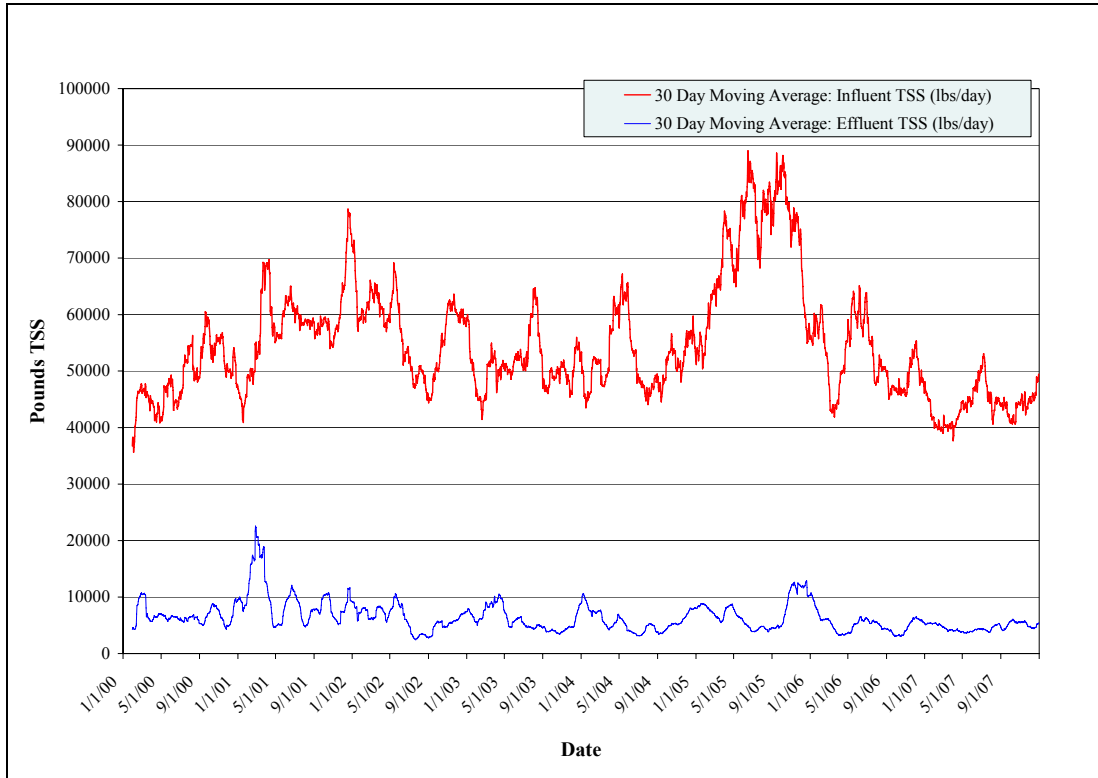


**FIGURE 32**  
**BOD Loading Trend Analysis in Bucklin Point Influent and Effluent**

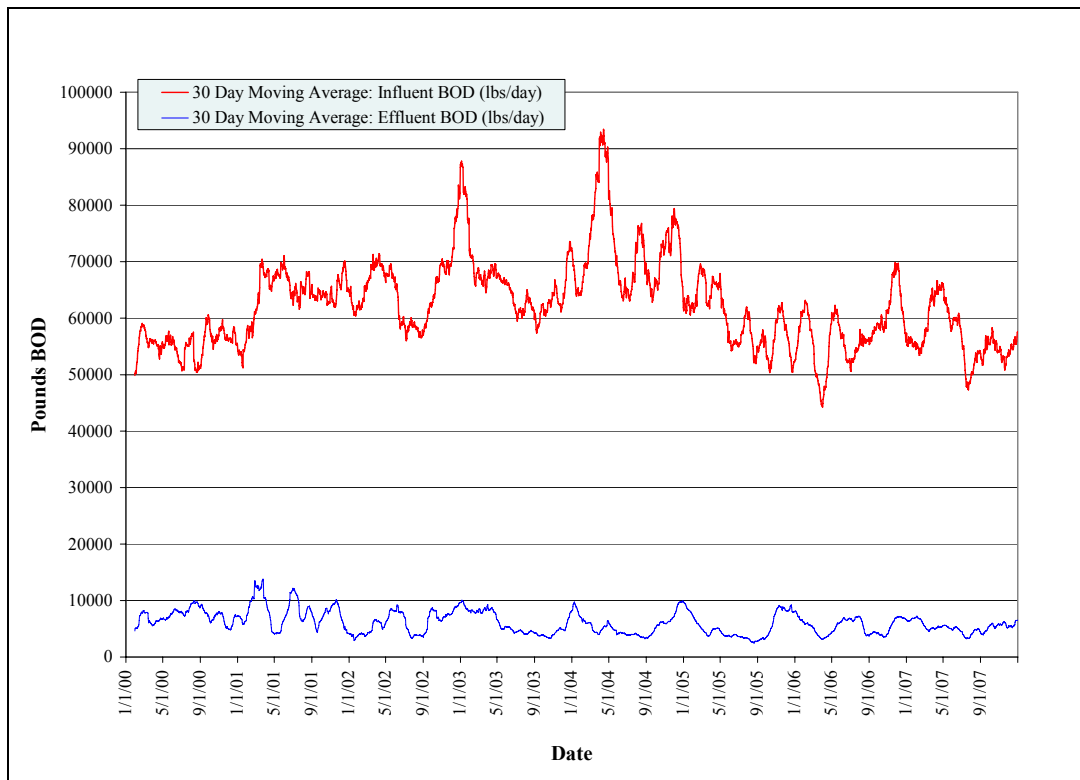


FIGURES 33 and 34 show the 30-day averaged TSS and BOD data for Field's Point. Periods of high loading are possibly attributable to maintenance within the collection system, or wet weather events. For Field's Point, the CSO Abatement Project mining was responsible for the observed increase in influent TSS loading during 2005. The CSO Phase 1 mining was completed on December 1, 2005, clearly shown by the rapid decrease in influent loading of TSS. Changes in the sedimentation pond configuration for solids removal were implemented as a result of the observed increased solids loading. It is interesting to note that, despite these transient increases in the influent loading rates, effluent loadings show very little variability. This demonstrates the buffering capacity of both facilities, the ability of Operations to effectively adjust conditions to treat incoming pollutants, and an overall improvement in the removal of these conventional pollutants.

**FIGURE 33**  
**TSS Loading Trend Analysis in Field's Point Influent and Effluent**



**FIGURE 34**  
**BOD Loading Trend Analysis in Field's Point Influent and Effluent**



## Comparison of Final Effluent Concentrations in 2007 and Saltwater Quality Criteria of Receiving Waters

A comparison of final effluent concentrations of permitted parameters and water quality criteria is useful to evaluate potential impact of the treatment plants on the receiving waters. TABLE 28 below, labeled Comparison of Final Effluent Concentrations and Water Quality Criteria of Receiving Waters, lists measured dissolved and total metal concentrations in the effluent, as well as cyanide, pH, and fecal coliform bacteria compared to saltwater quality criteria determined by DEM. Comparisons are made between annual averages and chronic criteria that protect long-term exposure and annual maximums to acute criteria that are established to protect marine life and waters from short-term exposures to pollutants. The results listed are the result of analyses by the NBC laboratory. The laboratory has implemented many improved clean sampling and clean analysis procedures.

The trace metal study conducted by NBC and URI in 2001 and 2002 found both the Seekonk and Providence River reaches of Narragansett Bay meeting EPA water quality criteria for metals. These findings were presented to DEM, and as a result of this work, the Seekonk and Providence Rivers have been removed from the state's EPA 303(d) list of impaired waterbodies for metals.

**TABLE 28**

### **Comparison of Final Effluent Concentrations and Water Quality Criteria of Receiving Waters**

<b>Pollutant</b>	<b>Phase and statistical category</b>	<b>Bucklin Point Effluent results in ppb</b>	<b>Field's Point Effluent results in ppb</b>	<b>Chronic WQC in ppb</b>	<b>Acute WQC in ppb</b>
<b>Copper</b>	Dissolved phase effluent annual average	6.76	10.37	3.1	
	Dissolved phase effluent annual maximum	9.17	15.1		4.8
	Total effluent annual average	9.64	12.84		
	Total effluent annual maximum	16.2	26.1		
<b>Lead</b>	Dissolved phase effluent annual average	2.40	2.25	8.1	
	Dissolved phase effluent annual maximum	15.8	13.5		210
	Total effluent annual average	2.00	3.07		
	Total effluent annual maximum	13.5	28.8		
<b>Nickel</b>	Dissolved phase effluent annual average	22.55	21.24	8.2	
	Dissolved phase effluent annual maximum	56.0	34.9		74
	Total effluent annual average	20.60	19.66		
	Total effluent annual maximum	79.7	45.2		
<b>Silver</b>	Dissolved phase effluent annual average	0.08	0.31	N/A	
	Dissolved phase effluent annual maximum	0.138	1.65		1.9
	Total effluent annual average	0.21	0.50		
	Total effluent annual maximum	0.909	2.89		

**TABLE 28**  
(continued)  
**Comparison of Final Effluent Concentrations and Water Quality Criteria of Receiving Waters**

<b>Pollutant</b>	<b>Phase and statistical category</b>	<b>Bucklin Point Effluent results in ppb</b>	<b>Field's Point Effluent results in ppb</b>	<b>Chronic WQC in ppb</b>	<b>Acute WQC in ppb</b>
<b>Zinc</b>	Dissolved phase effluent annual average	30.40	23.26	81	
	Dissolved phase effluent annual maximum	40.1	32.1		90
	Total effluent annual average	39.31	31.12		
	Total effluent annual maximum	111.0	105.0		
<b>Mercury</b>	Dissolved effluent annual average			0.94	
	Dissolved effluent annual maximum				1.8
	Total effluent annual average	0.01	0.01		
	Total effluent annual maximum	0.164	0.047		
<b>Cyanide</b>	Total effluent annual average	2.64	10.19	1.0	
	Total effluent annual maximum	5.66	81.82		1.0
<b>pH</b>		standard units	standard units		
	Total effluent annual minimum	5.6	6.0	> 6 < 8.5	
	Total effluent annual maximum	9.0	7.5		> 6 < 8.5
<b>Fecal Coliform Bacteria</b>		MPN/100 ml.	MPN/100 ml.	MPN/100 ml. geomean	MPN/100 ml.
	Total effluent annual geomean	10.8	26.2	50	
	% > 400 MPN/100 ml.	0.34%	0.68%		< 10%

Dissolved metals are measured monthly at the two plants and total metals are measured twice weekly. TABLE 28 details the annual averages and annual maximums for dissolved and total metals. Saltwater quality criteria are written as dissolved values, based on a metal translator conversion factor, converting from total to dissolved phase. Default EPA conversion factors range from 0.83 to 1.0, a ratio without units. Dissolved concentrations in the effluent can be compared to the saltwater quality criteria with the understanding that dilution occurring in the established mixing zones at the outfalls quickly lowers the concentrations in the Bay waters. This was demonstrated in the 2001 and 2002 trace metal study of the Bay waters by NBC, URI and Microinorganics, Inc.

A summary by pollutant parameter follows:

- Lead continues to show annual average and maximum dissolved concentrations significantly lower than the chronic and acute water quality criteria at both facilities. The annual maximum for total lead at both Field's Point and Bucklin Point are nearly two orders of magnitude lower than the acute dissolved lead criteria.

- Silver shows annual maximum dissolved concentrations lower than the acute water quality criteria; there is no chronic saltwater quality criterion established for silver.
- Mercury analyses of the total sample, particulate and dissolved combined, at both facilities, have annual averages roughly ten times lower than the chronic saltwater quality criteria and acute saltwater quality criteria. The mercury chronic saltwater water quality criterion was increased from 0.025 ppb to 0.94 ppb as a result of changes in EPA mercury toxicity methodology.
- Maximum values for total zinc at both facilities are less than the corresponding chronic and acute criteria for the dissolved species.
- Nickel's dissolved annual maximum concentration and average total annual concentration at both facilities are below the acute saltwater quality criteria. The Field's Point maximum total annual nickel concentration is lower than the acute water quality criteria. The Bucklin Point total annual nickel maximum concentration for 2007 exceeds the acute criterion, but the dissolved fraction of this does not.
- Copper concentrations in the effluent of both plants exceed saltwater quality criteria.
- Cyanide shows effluent concentrations greater than the saltwater quality criteria at both plants, even though loadings significantly have been reduced at both facilities in 2007.
- Hydronium ion concentration, or pH, shows the annual effluent minimums and maximums falling within saltwater quality criteria at Field's Point, with one sample falling outside of this range at Bucklin Point.
- Fecal coliform bacteria weekly geometric mean values were used to determine whether the facilities met chronic water quality criteria for fecal coliform, and a count of the number of samples that exceeded 400 was used to establish whether acute water quality criteria were met. Both facilities were well below the 50 MPN chronic water quality criteria, and each facility had <1% of fecal samples above 400 MPN. Field's Point and Bucklin Point effluents both meet saltwater quality criteria for chronic and acute comparisons based on these calculations.

### **Summary**

In general, the two POTWs continue to show significant improvements in operations and effluent quality since NBC took over operations and with the implementation of NBC's Pretreatment and Pollution Prevention Programs. The Pretreatment and Pollution Prevention Sections have implemented educational programs to assist firms in achieving and maintaining compliance. The NBC has also significantly improved sampling methods over the past several years and improved sampling of septage and sludge have shown clear results. Facilities upgrades at Bucklin Point are making very clear improvements in effluent quality for conventional pollutants, as well as metals, cyanide,

and nutrients. The aim of the EMDA sampling program is to collect representative samples at every stage, reduce contamination, and provide valuable information to POTW and regulatory staff in order to protect the environment and serve the public interest. The Laboratory Section continues to improve analytical procedures and research new technologies to improve the accuracy of all analytical results of this sampling.

Overall, the toxic pollutant loadings to the two NBC Wastewater Treatment plants continue to decrease over time, a clear reflection of the fine work done by the NBC toxic reduction and control programs. The level of toxics in the effluent discharged from the NBC plants also continues a downward trend. The change in detection limits in 2007 appears to have artificially increased cadmium and chromium concentrations and loadings to the facilities, though the overall metals loadings decreased at Field's Point and had only a small increase at Bucklin Point.

Recent NBC studies have shown that significant portions of toxic metal pollutants originate from residential sources and the NBC Rivers Study performed in 2002 has shown excellent results. Four seasonal surveys were conducted during 2001 and 2002 that monitored the receiving waters of Bucklin Point and Field's Point. Based upon the results of these seasonal surveys, DEM has removed these NBC receiving waters from the EPA 303(d) List of Impaired Waters. This is a clear testament to the effectiveness of the NBC toxic reduction and control program.



## ***VI. ENFORCEMENT***



## **NBC Enforcement Actions**

The Narragansett Bay Commission (NBC) will initiate some type of enforcement action against 100% of those persons and companies who violate the NBC Rules and Regulations. A wide range of enforcement actions is used to bring industrial and commercial users into compliance with NBC requirements and effluent limitations. The action can be as routine as a telephone call or as serious as an administrative order and assessment of penalty. Hundreds of phone calls were made during the past year and 1,904 Notices of Violation were issued for various violations of NBC Rules and Regulations. During 2007, the NBC issued two administrative orders and assessed a total of \$117,000 in penalties. The following is a description of the most common types of enforcement actions utilized by the NBC and a brief summary of the number of each type initiated by the NBC over the past year:

- *Telephone calls* to users are made daily to discuss violations and problems. These calls are often sufficient to bring the user into compliance. A telephone discussion sheet documenting the conversation is prepared and placed in the user's file or in some cases a letter may be sent to the user summarizing the discussion.
- *Notices of Violation* are issued by the NBC to inform a user of its noncompliance with NBC Rules and Regulations and warn the user that escalated enforcement action may result for continued noncompliance. These letters can be computer generated or may be tailored by the Pretreatment staff. A Notice of Violation specifically states that its issuance does not prohibit other enforcement action. It also informs the violator that the non-compliance may result in publication of the firm's name in the state's largest daily newspaper and explains that inclusion on that list will subject the violator to liability for payment of the publication. In addition, the Notice of Violation letters refer the user to free technical and compliance assistance from the NBC Environmental, Safety & Technical Assistance Program (ESTA). The most typical Notices of Violation are described below. Examples may be viewed in ATTACHMENT VOLUME I, SECTION 4.
  - ~ *Letters of Deficiency* are Notice of Violation letters issued to notify the user of deficiencies observed during a facility inspection. The Letter of Deficiency is prepared and issued by the engineer or technician that conducted the inspection or observed the violation, is sent to the user via certified mail, and requires the user to correct the noted deficiency within a specific time period. The NBC issued 142 Letters of Deficiency to users during 2007. An example of a Letter of Deficiency is provided in ATTACHMENT VOLUME I, SECTION 4.
  - ~ *Notices for Failure to Meet Standards* are issued by the Pretreatment staff each time NBC or user self-monitoring results indicate a violation of NBC or EPA discharge limitations, including violations of the monthly average limits. The NBC issued 133 notices of this type to industrial and commercial users during the past year.

- ~ *Notices of pH Violations* are issued by the Pretreatment staff each time a user submits a monthly pH self-monitoring report that reveals violations of NBC pH discharge limitations. The NBC issued 206 notices of this type during 2007.
- ~ *Notices of Failure to Submit Monitoring Reports* are Notice of Violation letters issued to users for failure to submit a Self-Monitoring Compliance Report, pH Monitoring Report, Zero Discharge Certification or Best Management Practices (BMP) Certification on time. A similar letter is issued for failure to properly complete or sign a Self-Monitoring Compliance Report or pH Monitoring Report. The NBC issued 638 Notices of Violation to industrial and commercial users during the past year detailing these various types of violations. A similar Notice of Violation is issued for failure to sample and/or analyze for all required parameters. During 2007, ten such letters were issued to users that either failed to sample or analyze for all required parameters.
- ~ *Notices of Failure to Immediately Report Violations* are issued to users that fail to notify the NBC within twenty-four (24) hours of becoming aware of a violation of NBC effluent limitations in accordance with EPA regulation 40 CFR§403.12(g)(2). During 2007, there were 25 notices of this type issued to violators of this regulation.
- ~ *Notice of Failure to Satisfy NBC Requirements* are issued by the Pretreatment staff when a user exceeds a specified deadline for submission of any of a number of various types of documents or for exceeding the completion date specified for tasks required by the NBC. Examples of such tasks may include installation of spill control facilities, pretreatment equipment, sample ports, etc. During 2007, the NBC issued a total of 630 notices of this type.
- ~ *Failure to Pay Permit Fees* is a Notice of Violation issued by the Customer Service Section to firms greater than 90 days late in paying permit fees. During 2007, the NBC issued 57 letters of this type to users in the NBC district.
- ~ *Letters requiring an increase in frequency of self-monitoring* are issued to users who violate NBC discharge limitations and require the user to sample their wastewater weekly, or even daily, to demonstrate progress toward meeting effluent limitations. Once the user violates NBC discharge limitations, the Failure to Meet Standards Notice of Violation letter is automatically issued. During 2007, the Pretreatment Section issued 133 Notice of Violation letters that required resampling to be conducted immediately by violating users. This Notice of Violation requires weekly sampling to be conducted and continued until the user demonstrates at least four (4) consecutive monitoring reports indicating full compliance with

effluent standards. This enforcement protocol is effective at bringing the user into compliance with effluent standards because the added expense and burden of weekly sampling encourages the quick correction of existing problems.

- *Letters of Wastewater Discharge Permit Suspension* are typically issued to Significant Industrial Users who have not discharged process wastewater to the NBC sewer system for at least 30 days. These letters are issued by the Executive Director. During 2007, the NBC did not issue any letters of suspension. These letters require the user to permanently disconnect the final process discharge line from the NBC sewer line due to their potential to adversely impact the NBC should illegal or unpermitted discharges occur. The suspension of a user's permit relieves the user from having to submit monthly monitoring reports. Inspections of these users by Pretreatment staff are still conducted since they still have the potential to impact the NBC sewer system.
- *Annual publication* of the user's name in the state's largest daily paper will result if a violator meets the criteria for Significant Non-Compliance as defined in 40 CFR 403.8(f)(2)(vii). All Notice of Violation letters issued during the preceding year contained language warning the industrial user that the name of their firm would be published if their outstanding violation was not quickly corrected. Despite these warnings, the names of 16 firms found to be in Significant Non-Compliance with NBC regulations were listed in an advertisement in the PROVIDENCE JOURNAL on February 26, 2008 for violations occurring between October 1, 2006 and December 31, 2007. A copy of this public notice is provided later in this chapter in FIGURE 10.
- *Meetings with a user* are held to discuss problems or violations the firm may be experiencing and often produce good results. Before initiating an administrative action and/or assessing an administrative penalty, the parties may reach a resolution of the issues without further enforcement action. At these meetings, the user is informed of its potential financial liability should its non-compliance status continue, often resulting in compliance.
- *Administrative Orders* ("AO") are Orders issued by the NBC to address repeated or serious instances of noncompliance. AO are classified into one of four general types, Compliance Orders, Cease and Desist Orders, Consent Orders/Settlement Agreements and Termination/Suspension of Permit/Service Orders. The AO may or may not assess an administrative penalty. Depending on the type of AO issued, the user may be required to immediately cease discharging or achieve compliance with NBC rules and regulations within a specified time frame. AO are considered the harshest control vehicle for ensuring compliance with NBC regulations. All AOs entitle the alleged violator the right to request a hearing before an independent hearing officer with regard to both the issue of compliance and penalties. AOs are issued by NBC's Chief Legal Counsel.

- *Civil Suits* are filed against users for nonpayment of pretreatment fees or to enforce the terms of an AOs, Consent Order or Final Decision and Order. Depending on the amount outstanding, the suits are filed either in District or Superior Court. These suits are filed only after all other collection avenues have been attempted and were unsuccessful. Firms may pay in full, establish a payment schedule or negotiate a settlement as a result of these suits. During 2007, no civil suits were filed.

## **2007 Administrative Orders**

During 2007, the NBC issued two AOs for violations of NBC Rules and Regulations and/or permit requirements. One AO was issued to a user located in the Field's Point District. The second AO was issued to a user located in the Bucklin Point District. A listing of the AOs issued in 2007 is found in TABLE 29.

**TABLE 29**  
**Administrative Orders Issued**  
**January 1, 2007 through December 31, 2007**

### **Bucklin Point District**

AO #	Company	Issue Date
#BV-01-07	KIK Custom Products, Inc. and Mr. David Cynamon	September 10, 2007

### **Field's Point District**

AO #	Company	Issue Date
#FP-01-07	Philip McKendall d/b/a La Prima Caffè	September 5, 2007

A sample AO is provided in ATTACHMENT VOLUME I, SECTION 4. Furthermore, a history of all enforcement actions taken by the NBC as of December 31, 2007 is found at the end of this chapter in TABLE 31. The table provides a history of the penalties assessed, the penalties paid and the present status of each enforcement action. A brief summary to update the status of pending Administrative Orders is provided later in this chapter.

### ***Field's Point District***

- AO #FP-01-07 was issued against Philip McKendall d/b/a La Prima Caffè (La Prima Caffè) on or about September 5, 2007. The AO cited La Prima Caffè for failure to submit 5-Day Baseline Monitoring Results and failure to submit Self Monitoring Compliance Results for April 2007. An administrative penalty of \$7,500 was assessed. La Prima Caffè was further ordered to submit its 5-day Baseline Monitoring results and Self Monitoring Compliance results for April 2007 within 21 days submit Pretreatment Plans for the installation of a grease removal unit and install a grease removal unit within specified times frames. La Prima Caffè preserved its right to hearing. Prior to a status conference on the AO, Philip McKendall sold La Prima Caffè. Thereafter, negotiations resulted in the execution

of a Consent Order on November 19, 2007 wherein La Prima Caffè agreed to pay an administrative penalty of \$2,500.

### ***Bucklin Point District***

- AO #BV-01-07 was issued against KIK Custom Products, Inc. and Mr. David Cynamon (collectively hereinafter “KIK”) on or about September 10, 2007. The AO cited KIK with failure to maintain spill control measures as detailed in its Spill and Slug Prevention Control Plan; discharging a substance to the NBC’s facilities that is incompatible with the wastewater treatment process; to wit: siloxane; discharging a substance to the NBC’s facilities that interferes with NBC owned structures and equipment; to wit: siloxane; failure to comply with permitted sampling requirements; failure to submit required reports and plans on time; failure to comply with NBC effluent pH limitations; failure to comply with NBC effluent discharge limitations for Total Oil and Grease; failure to comply with NBC effluent discharge limitations for Total Toxic Organics; failure to comply with NBC effluent discharge limitations for zinc; and failure to comply with NBC effluent discharge limitations for acetone. An administrative penalty of \$109,500.00 was assessed. The AO further ordered KIK to immediately maintain all spill control measures as detailed in its Spill and Slug Prevention Control Plan; immediately employ all steps necessary to comply with NBC effluent pH limitations; immediately employ all steps necessary to comply with NBC effluent discharge limitations; submit plans to the NBC that outline steps to cease the discharge of siloxanes to the NBC facilities within 30 days of receipt of the AO; and implement the steps contained in the plans within 45 days from NBC approval. KIK preserved its right to hearing. A status conference was held on October 3, 2007. This matter is pending and negotiations are ongoing to resolve the AO.

### **Permit Suspensions**

As stated in Article 8.14 of the NBC Rules and Regulations, the Executive Director may suspend the Wastewater Discharge Permit of any user who ceases operations for any period exceeding one month. The suspension does not act as a revocation of the permit, but rather as a temporary suspension of the users’ rights under the permit while operations have ceased. During 2007, no Letters of Wastewater Discharge Permit Suspension were issued.

### **Update of Past Enforcement Actions**

#### ***Field's Point District***

- AO #FP-01-03 was issued against the Town of Johnston on or about September 10, 2003. The AO cited the Town of Johnston with failing to apply for a Building Sewer Connection Permit prior to commencing construction of a fire station which will be serviced by the NBC owned facilities. An administrative penalty of \$10,000 was assessed. Additionally, the Town of Johnston was ordered to immediately remove any illegal connections to the NBC facility, and submit a required Building Sewer Connection Permit application. The Town of Johnston preserved its right to a hearing. Negotiations are ongoing to resolve this AO in conjunction with AO #FP-05-02.

- AO #FP-05-02 was issued against the Town of Johnston on or about October 24, 2002. The AO cited the Town of Johnston with the installation of a sewer connection to the NBC facilities in violation of an issued Sewer Alteration Permit, and direct interference and damage to an NBC owned sewer facility. An administrative penalty of \$25,000 was assessed and the Town of Johnston was ordered to immediately cease and desist from any further construction activity near the NBC facility, immediately remove the illegal connection to the NBC facility, and repair and replace the damaged manhole as a result of the illegal connection. Negotiations are ongoing to resolve this AO and AO #FP-01-03.
- AO #FP-02-98 was issued against Ad-Tech, Inc. and Gary Sugal, on March 17, 1998. An administrative hearing was held on December 17, 1998 and March 9, 1999. Following conclusion of the hearing, the Hearing Officer issued a decision recommending that the NBC issue a Final Decision and Order assessing a \$75,000 penalty against Ad Tech, with Sugal being jointly and severally liable for \$55,000 of the \$75,000 penalty. Thereafter, the NBC issued a Final Decision and Order requiring Ad Tech to pay a \$75,000 penalty and holding Sugal jointing and severally liable for \$55,000. Ad Tech and Sugal appealed the matter to Superior Court. Ad Tech is no longer in operation and has no remaining assets. An extensive search into the assets of Mr. Sugal has deemed him to be judgment proof. As such, this matter has been closed.

### ***Bucklin Point District***

- AO#BV-01-05 was issued against Tanury Industries and Thomas Tanury (collectively hereinafter “Tanury”) on or about September 14, 2005. The AO cited Tanury with failure to comply with the NBC effluent pH limitations; failure to maintain records of its pretreatment system; failure to properly report effluent pH discharges; failure to operate and maintain its pretreatment system; failure to properly store chemical solutions as required; failure to notify the NBC prior to making changes in its process operations or pretreatment; failure to comply with the NBC’s effluent discharge limitations for copper, nickel, silver, cyanide, and total residual chlorine; failure to submit required reports and results on time; failure to timely pay its annual discharge permit fee; failure to comply with terms of the Wastewater Discharge Permit i.e. – illegal/unpermitted dumping of untreated wastewater; and failure to accurately report discharges from the groundwater remediation system. An administrative penalty of \$108,500.00 was assessed. The AO further ordered Tanury to immediately comply with all NBC effluent pH limitations; immediately begin to properly maintain the Pretreatment logbook; immediately begin proper recording of effluent pH discharges; immediately commence proper operations of the entire pretreatment system at Tanury Industries; immediately institute all steps necessary to ensure proper storage of all chemical solutions; immediately institute all steps necessary to ensure that the NBC is notified prior to changes being made to Tanury’s process operations or pretreatment; immediately comply with all NBC effluent discharge limitations immediately comply with all NBC effluent discharge limitations; immediately institute all steps necessary to ensure that all required reports and results are received on time; immediately institute all steps necessary to

ensure timely payment of its annual Wastewater Discharge permit fee; immediately institute all steps necessary to ensure permit compliance and proper storage of all chemicals solutions; and immediately begin proper recording of discharges from groundwater remediation system. Tanury preserved its right to hearing. Negotiations resulted in the execution of a Consent Order on December 31, 2005 wherein Tanury agreed to pay an administrative penalty of \$24,000 over a 12 month period. In addition, Tanury agreed to expend \$70,000 to upgrade its existing pretreatment operations. Said pretreatment improvements shall include both short term and long term modifications/improvements to be completed by November 30, 2007. Stipulated penalties for violating any of the effluent discharge limitations, sampling and/or reporting requirements set forth in its Wastewater Discharge Permit as follows; beginning with the month of November 2007 and for six months thereafter, Tanury shall pay \$100.00 per parameter for each violation of pH effluent values of  $\geq 0.2$  or more standard units and \$250.00 for each metal exceedance for copper, nickel, and cyanide by any amount based on user or NBC monitoring. An extension until April 30, 2008 for the completion of the pretreatment improvements was granted. Tanury is currently in compliance with the terms of the Consent Order.

### **Supplemental Environmental Projects**

Supplemental Environmental Projects (SEPs) are additional requirements and/or extra activities that may be undertaken by a violator of environmental laws or regulations against whom enforcement action has been taken. In settlement negotiations, the violator or the regulating authority may propose that an environmental project be undertaken in consideration of a reduced penalty.

In no case should the cost of the project to the violator be less than the offset amount of the penalty. A SEP may only be considered for inclusion in a settlement if the total settlement agreement ensures future compliance through corrective measures, a substantial monetary payment is made in addition to the SEP and if an appropriate nexus is demonstrated between the violation and the environmental benefits to be derived from the SEP.

The EPA recognizes five categories of acceptable supplemental environmental projects. The first four categories: pollution prevention projects, pollution reduction projects, environmental restoration projects, and environmental auditing projects require that the project demonstrate an appropriate nexus between the nature of the violation and the environmental benefits to be derived. For example, if the violator was cited for repeated pH reporting violations, the purchase and installation of digital or computerized pH monitoring and recording equipment would provide sufficient nexus between the violation and the anticipated benefit to be derived from use of the equipment. The last category, public awareness projects, is not subject to this strict nexus requirement, but must still be related to the type of violation which is the subject of the underlying violations. Pursuant to EPA regulation, general educational and environmental awareness projects are not acceptable as SEPs. In addition, SEPs are less appropriate for repeat offenders.

## **Environmental Enforcement Fund**

During the 1989 Legislative Session, 89-S-786 was passed into law which established the Narragansett Bay Commission Environmental Enforcement Fund. This fund consists of sums recovered by administrative or civil enforcement actions brought under the authority of Rhode Island General Laws, Chapter 46-25 (the NBC's enabling legislation) and may be used for the following:

- Emergency response activities such as site inspections, investigatory reports, collection, monitoring, and analysis of samples of wastewater, spill response, etc.
- Enforcement activities, such as legal activities, to enforce the provisions of this chapter, etc.
- Additional activities such as professional and emergency response training, environmental research, public information and education, etc.
- Bay bond debt retirement (discretionary in the event that funds have not been committed for projects within a three year period following their deposit into the fund).

On September 21, 1990, the Commission developed internal policies and procedures for the use of the Environmental Enforcement Fund. In the spring of each year the NBC solicits ideas for use of the funds from NBC staff, the public and industrial users. NBC's Director of Planning, Policy & Regulation reviews the submittals and makes funding recommendations to the Executive Director and the Board of Commissioners. The Executive Director presents the ideas and recommendations to the Commission's Finance and Long-Range Planning Committees at a joint meeting for their review and approval.

In 2007, the NBC solicited proposals for use of Environmental Funds. As a result, three proposals were submitted to the NBC Board of Commissioners for reviews and were approved. These proposals are listed below in TABLE 30. The NBC expects to solicit new proposals in the spring of 2008 as Environmental Enforcement Funds become available.



*2007 Shellfish Transplant*



**TABLE 30**  
**2007 Approved Environmental Enforcement Fund Proposals**

EEF#	Company	Project	Amount Awarded
07-001	City of Central Falls Stormwater Program	Storm drain maintenance program grant	\$7,500.00
07-002	Providence Children's Museum	Educational Exhibit support and maintenance for the Water Ways Exhibit	\$7,500.00
07-003	Leonard Walker Scholarship Fund	Donation to the Leonard Walker Scholarship fund to help school children in RI receive a better education at the MET School.	\$2,500.00
<b>Total Approved in 2007</b>			<b>\$17,500.00</b>

**Enforcement Response Plan**

In accordance with 40 CFR§403.8(f)(5), the Narragansett Bay Commission developed and submitted an Environmental Response Plan to the RI DEM on February 1, 1993. The plan was officially approved by the RI DEM on January 12, 1995. The purpose of the plan is to clearly establish anticipated reactions of the agency to specific violations of the relevant environmental laws and regulations. The plan explains the enforcement tools and mechanisms available and employed by the NBC and its Pretreatment Program. The proposed plan suggests timetables for the initiation of enforcement actions that would be followed as soon as practicable after the NBC staff becomes aware of any non-complying event. These timetables serve two goals. The timetables avoid continued user non-compliance for extended periods of time by requiring quick enforcement response by the NBC. Secondly, the quick enforcement response guarantees that evidence and memories will not become stale by the time delay that can occur when initiating an enforcement action. The NBC has revised the Enforcement Response Plan to comply with DEM requirements imposed during the year 2000 DEM Pretreatment Compliance Inspection and the RIPDES permits issued by the DEM on December 31, 2001. The revised Enforcement Response Plan was submitted to the DEM on August 28, 2002 in accordance with DEM requirements. The plan was approved by the DEM on September 26, 2003.

**Publication of Firms in Significant Non-Compliance (SNC)**

Federal regulation 40 CFR§403.8(f)(2)(vii) requires the Commission to publish at least annually the names of all industrial users in Significant Non-Compliance (SNC) with pretreatment standards or other pretreatment requirements during the preceding 15 months. A list of industrial users found to be in Significant Non-Compliance with pretreatment standards and/or administrative requirements for the period of October 1, 2006 through December 31, 2007 was published in an advertisement in the PROVIDENCE JOURNAL on February 26, 2008. A copy of this advertisement is provided in FIGURE 11, while the Affidavit of Publication is provided in FIGURE 12.

During 2006 the NBC Rules and Regulations were modified to incorporate the revised EPA definitions of Significant Non-Compliance (SNC), detailed in the EPA Pretreatment Streamlining Regulations. The NBC complied with Federal regulations to cite any industrial user as being in SNC for violating any of the following criteria:

- (a) Chronic violations of wastewater discharge limitations, defined here as those in which 66% or more of all measurements taken in a six (6) month period exceed (by any magnitude) a numerical Pretreatment Standard of Requirement for the same pollutant parameter;
- (b) Technical Review Criteria (TRC) violation, defined here as those in which 33% or more of all the measurements for each pollutant parameter taken during a six (6) month period equal or exceed the product of the numerical Pretreatment Standard or Requirement multiplied by the applicable TRC value. (TRC = 1.4 for BOD, TSS, fats, oil, and grease and 1.2 for all other pollutants except pH);
- (c) Any other violation of a pretreatment effluent limit (daily maximum or long-term average) that the Commission determines has caused, either alone or in combination with other discharges, pass through or interference (including endangering the health of Commission personnel or the general public);
- (d) Any discharges of a pollutant that has caused imminent endangerment to human health, welfare, or the environment, or causes the POTW to exercise its emergency authority to halt or prevent such discharge;
- (e) Failure to meet, within 90 days after the scheduled date, a compliance milestone contained in a permit or enforcement order, for starting construction, completing construction, or attaining final compliance;
- (f) Failure to provide within 30 days after the due date, required reports such as Baseline Monitoring Reports, 90-day reports, periodic reports, and compliance schedule milestone reports;
- (g) Failure to accurately report non-compliance;
- (h) Any violation or group of violations that the NBC determines will adversely affect the operation or implementation of the Pretreatment Program.

Based upon extensive user file reviews, the names of sixteen firms were listed in the February 26, 2008 public notice in the Providence Journal. Of the sixteen firms listed in Significant Non-Compliance, seven users are located in the Field's Point district and nine are Bucklin Point users. There were five firms in SNC subject to EPA categorical standards. Four are classified as either electroplaters or metal finishers and one is classified as a pharmaceutical facility.

Two companies listed in the SNC public notice were classified as significant non-categorical user and seven firms are classified as non-significant industrial users. These eleven firms perform various types of wastewater generating operations including vibratory

tubbing, machine shop, printing, groundwater remediation, textile processing, and other manufacturing operations.

The number of firms listed in SNC for 2007 was 16, a slight increase from the 2006 number of 15. Of the 16 users listed in the February 26, 2008 SNC Public Notice, 15 users had achieved full compliance with the EPA and NBC Rules and Regulations for which they were published prior to the date of publication. Additional information regarding the firms listed in SNC is provided in CHAPTERS I and IV. The cost of the public notice was billed to the firms listed as being in Significant Non-Compliance.

**FIGURE 35  
PUBLIC NOTICE OF USERS IN SNC**

*The Narragansett Bay Commission*

# PUBLIC NOTICE

## Firms in Significant Non-Compliance



THE UNITED STATES ENVIRONMENTAL PROTECTION AGENCY REGULATION 40 C.F.R. 403.8(f) (2) (vi) and Article 10 of the Narragansett Bay Commission, Rules and Regulations require the NBC to publish annually the names of all industrial users in Significant Non-Compliance (SNC) with pretreatment standards and other pretreatment requirements during the preceding year. Companies deemed to be in Significant Non-Compliance are those industrial users who have violated any of the Significant Non-Compliance criteria listed, as defined by Article 2 of the NBC Rules and Regulations during the time period from October 1, 2006 through December 31, 2007. The parameter for which a company was not in compliance and/or the specific administrative deficiency are listed after the company name. The number(s) in parentheses correspond to the type of SNC criteria specified below. Some of the firms listed below may have been issued an Administrative Order in which administrative and/or civil penalties may have been assessed. Many of the companies listed have made significant progress toward correcting the violation and may now be in compliance.

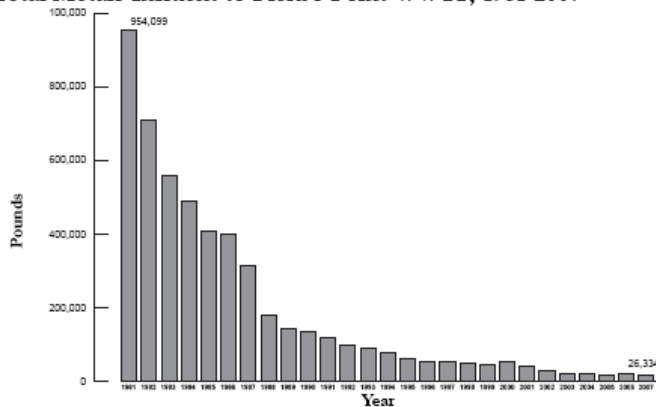
**Significant Non-Compliance Criteria:**

- (1) Chronic violations of wastewater discharge limits, defined here as those in which 66% or more of all of the measurements taken during a six-month period exceed (by any magnitude) a numerical Pretreatment Standard or Requirement for the same pollutant parameter;
- (2) Technical Review Criteria (TRC) violations, defined here as those in which 33% or more of all the measurements for each pollutant parameter taken during a six-month period equal or exceed the product of a numerical Pretreatment Standard or Requirement multiplied by the applicable TRC value (TRC = 1.4 for BOD, TSS, fats, oil, and grease and 1.2 for all other pollutants except pH);
- (3) Any other violation of a pretreatment effluent limit (daily maximum or long-term average) that the Commission determines has caused, alone or in combination with other discharges, interference or pass through (including endangering the health of Commission personnel or the general public);
- (4) Any discharges of a pollutant that has caused imminent endangerment to human health, welfare or the environment or has resulted in the Commission's exercise of its emergency authority to halt or prevent such a discharge;
- (5) Failure to meet, within 90 days after the scheduled date, a compliance milestone contained in a Commission notification, permit or enforcement order, for starting construction, completing construction or attaining final compliance;

**T**HE NARRAGANSETT BAY COMMISSION IS COMMITTED TO PROTECTING THE STATE'S TWO LARGEST WASTEWATER TREATMENT FACILITIES AND NARRAGANSETT BAY FROM TOXIC DISCHARGES. This is accomplished by the issuance of discharge permits to commercial and industrial sewer users. These discharge permits specify the level of pollutants that can be discharged in a facility's wastestream and may require a firm to conduct wastewater monitoring to verify compliance with discharge limits, to implement a Spill Control Plan and/or Toxic Organic/Solvent Management Plan, and to install pretreatment equipment. Various reporting and record keeping requirements may also be written into discharge permits. The firms listed in this public notice violated one or more of the significant non-compliance criteria specified above. The Commission is required by the RI DEM and the US EPA to annually publish the names of all firms violating any of these criteria. Therefore, firms must be sure to comply with all the terms specified in their discharge permit to ensure that the name of their firm is not listed in this annual public notice. The NBC offers FREE technical assistance to firms located in the NBC service area through its non-regulatory Office of Environmental, Safety & Technical Assistance. For information on how the NBC Environmental, Safety & Technical Assistance Program can help your firm achieve and maintain compliance, contact the Environmental, Safety & Technical Assistance Program Staff at 461-6848/TDD 461-6549.

Most businesses located in the NBC district are to be commended for the fine job they have done treating their process discharges to remove toxic pollutants. In 1981, local industries discharged 954,099 pounds of heavy metals such as copper, nickel, and zinc, and 80,440 pounds of cyanide to the Field's Point Wastewater Treatment Facility. Since 1981, the total metals and cyanide loadings to the Field's Point facility have been reduced by 97.2% and 97.9% respectively. Similar toxic loading reductions have been observed at the NBC's Bucklin Point facility.

**Total Metals Influent to Field's Point WWTF, 1981-2007**



- (6) Failure to provide, within 30 days after the due date, required reports such as baseline monitoring reports, 90-day compliance reports, self-monitoring compliance reports and reports on compliance with compliance schedules;
- (7) Failure to accurately report noncompliance;
- (8) Any other violation or group of violations which the Commission determines has adversely effected the operation or implementation of the Industrial Pretreatment Program.

### Bucklin Point Service Area

Pawtucket Company Name	Violations Cited	Present Status
AAFCC, Inc.	Failure to submit reports on time (6)	Reports have been submitted.
American Cord & Webbing Co., Inc.	Copper (1,2)	Firm is now in compliance.
New England Paper Tube Company, Inc.	Copper (1,2) Failure to submit report on time (6)	Firm is now in compliance. Report has been submitted.
Rhode Island Textile Company (Columbus Avenue Facility)	Failure to submit report on time (6)	Report has been submitted.
Rhode Island Textile Company (York Avenue Facility)	Failure to submit reports on time (6)	Reports have been submitted.

### Cumberland

Cintas, Inc.	Failure to submit report on time (6)	Report has been submitted.
KIK Custom Products, Inc.	An Administrative Order (AO) cited this firm for failure to comply with NBC discharge limitations, failure to submit reports on time, failure to maintain spill control measures, discharging a substance that is incompatible with the wastewater treatment processes and discharging a substance that interferes with NBC owned structures and equipment. The firm is in SNC due to this group of violations adversely effecting the operations of the Pretreatment Program. (8) Total Oil & Grease (2)	An AO was issued assessing an administrative penalty of \$109,500. Firm is now in compliance.

### Lincoln

General Cable Industries, LLC	Failure to submit report on time (6)	Report has been submitted.
Stacklin Corporation	Total Oil & Grease (2) Cyanide (2)	Firm is now in compliance. Firm is now in compliance.

### Field's Point Service Area

Providence Company Name	Violations Cited	Present Status
Austin Metal Finishing, Inc.	Chromium (2) Cyanide (2) Nickel (2) Zinc (2)	Firm is now in compliance.
Cathedral Art Metal Company, Inc.	Failure to submit report on time (6)	Report has been submitted.
D.C. Products, Inc.	Failure to submit reports on time (6)	Reports are still past due.
Himmatonga, Inc.	Failure to submit report on time (6)	Report has been submitted.
Precision Industries, Inc.	Failure to submit report on time (6)	Report has been submitted.
Raveloff Corporation	Failure to submit report on time (6)	Report has been submitted.

### North Providence

Alpha Plating & Metallizing	Failure to submit reports on time (6)	Reports have been submitted.
-----------------------------	---------------------------------------	------------------------------

The Narragansett Bay Commission will continue to be a leader in the field of wastewater treatment, environmental protection and environmental education to ensure a cleaner Narragansett Bay for all to enjoy.

Vincent J. Mesolella, *Chairman* • Raymond J. Marshall, P.E., *Executive Director*

Narragansett Bay Commission • One Service Road • Providence, RI 02905  
401-461-6848 • TDD 401-461-6549 • FAX 401-461-6540 • <http://www.narrabay.com>  
*The cost of this public notice will be billed to the firms listed above that were in significant non-compliance.*

**FIGURE 36**  
**AFFIDAVIT OF PUBLICATION OF SNC PUBLIC NOTICE**

**AFFIDAVIT OF PUBLICATION**  
**The Providence Journal**  
**The Providence Sunday Journal**

**Published by The Providence Journal Company**  
Providence, Rhode Island 02902

State of Rhode Island  
City and County of Providence

On this 4<sup>th</sup> day of March, 2008,

before me, a Notary Public, duly qualified for said County  
and State, personally appeared Cheryl Jacobs, Senior

Sales Director, in the office of The Providence Journal

Company, publishers of **THE PROVIDENCE JOURNAL**,

a newspaper published in the City of Providence by The

Providence Journal Company, who, on being duly

sworn, states that the advertisement of

Narragansett Bay Commission  
Firms in Significant Non-Compliance

a true copy of which is hereunto annexed, was duly

inserted in **THE PROVIDENCE JOURNAL** in its

issue of Tuesday, Feb. 26, 2008.

Cheryl Jacobs  
Cheryl Jacobs

Subscribed and sworn to before me this 4<sup>th</sup>

day of March, 2008.

Stephanne Poggi  
Notary Public

My Commission expires: 11/5/10

**TABLE 31**  
**SUMMARY OF ENFORCEMENT ACTIONS THROUGH 12/31/07**  
**FIELD'S POINT DISTRICT**

ENFORCEMENT ACTION# COMPANY NAME	AO ISSUE DATE	RESOLUTION	ORIGINAL ADMIN. PENALTIES ASSESSED	ADMIN. PENALTIES AWARDED OR AGREED TO	ADMIN. PENALTIES PAID	ADMIN. PENALTIES BALANCE	ENF.COSTS ASSESSED/ AWARDED/ AGREED TO	ENF. COSTS PAID	ENF. COSTS BALANCE	STIPULATED PENALTIES ASSESSED	STIPULATED PENALTIES PAID	STIPULATED PENALTIES BALANCE
NOV #1 F. RONCI CO.	01/31/1986	HEARING AWARDED \$219,950.00 COURT REVERSED AWARD	N/A	\$0.00	\$0.00	\$0.00	\$0.00	\$0.00	\$0.00	\$0.00	\$0.00	\$0.00
NOV #2 ABATE & URSILLO COMPANY	03/20/1987	CONSENT ORDER 05/01/87 BANKRUPT	N/A	\$23,000.00	\$2,683.31	\$20,316.69	\$1,500.00	\$1,500.00	\$0.00	\$750.00	\$750.00	\$0.00
NOV #3 ASTRO PLATING WORKS	05/13/1987	CONSENT ORDER 08/20/87	N/A	\$70,000.00	\$70,000.00	\$0.00	\$4,000.00	\$4,000.00	\$0.00	\$19,500.00	\$19,500.00	\$0.00
NOV #4 A & J JEWELRY CO.	10/07/1987	CONSENT ORDER 11/13/87	N/A	\$7,500.00	\$7,500.00	\$0.00	\$500.00	\$500.00	\$0.00	\$0.00	\$0.00	\$0.00
NOV #5 RAU FASTENERS, INC.	10/12/1987	CONSENT ORDER 07/23/90	N/A	\$50,000.00	\$50,000.00	\$0.00	\$2,000.00	\$2,000.00	\$0.00	\$117,500.00	\$117,500.00	\$0.00
NOV #6 H.M. PLATING CO.	12/10/1987	NOV RESCINDED	N/A	\$0.00	\$0.00	\$0.00	\$0.00	\$0.00	\$0.00	\$0.00	\$0.00	\$0.00
NOV #7 ANTONELLI PLATING CO.	12/07/1987	NOV RESCINDED	N/A	\$0.00	\$0.00	\$0.00	\$0.00	\$0.00	\$0.00	\$0.00	\$0.00	\$0.00
NOV #8 H.M. PLATING CO.	09/14/1988	CONSENT ORDER 01/13/89 BANKRUPT	N/A	\$15,000.00	\$3,000.00	\$12,000.00	\$2,000.00	\$2,000.00	\$0.00	\$1,750.00	\$1,750.00	\$0.00
NOV #9 BIANCO PLATING CO.	10/04/1988	CONSENT ORDER 03/10/89 BANKRUPT	N/A	\$23,000.00	\$7,800.00	\$15,200.00	\$8,400.00	\$8,400.00	\$0.00	\$500.00	\$500.00	\$0.00
NOV #10 PROCRAFT, INC.	02/16/1989	CONSENT ORDER 04/27/90	N/A	\$1,500.00	\$1,500.00	\$0.00	\$250.00	\$250.00	\$0.00	\$0.00	\$0.00	\$0.00

**TABLE 31  
SUMMARY OF ENFORCEMENT ACTIONS THROUGH 12/31/07  
FIELD'S POINT DISTRICT**

ENFORCEMENT ACTION# COMPANY NAME	AO ISSUE DATE	RESOLUTION	ORIGINAL ADMIN. PENALTIES ASSESSED	ADMIN. PENALTIES AWARDED OR AGREED TO	ADMIN. PENALTIES PAID	ADMIN. PENALTIES BALANCE	ENF.COSTS ASSESSED/ AWARDED/ AGREED TO	ENF. COSTS PAID	ENF. COSTS BALANCE	STIPULATED PENALTIES ASSESSED	STIPULATED PENALTIES PAID	STIPULATED PENALTIES BALANCE
NOV #11 CONCORDE BUCKLE CO.	08/04/1989	CONSENT ORDER 03/20/90	N/A	\$7,500.00	\$7,500.00	\$0.00	\$1,000.00	\$1,000.00	\$0.00	\$0.00	\$0.00	\$0.00
NOV #12 GALAXY GOLD, INC.	11/01/1989	CONSENT ORDER 04/27/90 PERMIT REVOKED 10/26/89	N/A	\$6,300.00	\$6,300.00	\$0.00	\$2,193.00	\$2,193.00	\$0.00	\$0.00	\$0.00	\$0.00
NOV #13 SCIENTIFIC METAL FINISHING	11/01/1989	NOV RESCINDED	N/A	\$0.00	\$0.00	\$0.00	\$0.00	\$0.00	\$0.00	\$0.00	\$0.00	\$0.00
NOV #14 EASTLAND/ NU-WAY FOOD PRODUCTS	11/01/1989	CONSENT ORDER 03/29/90	N/A	\$3,000.00	\$3,000.00	\$0.00	\$12,254.00	\$12,254.00	\$0.00	\$0.00	\$0.00	\$0.00
NOV #15 GOLD CROWN, INC.	02/15/1990	CONSENT ORDER 09/11/90	N/A	\$10,000.00	\$10,000.00	\$0.00	\$2,270.00	\$2,270.00	\$0.00	\$0.00	\$0.00	\$0.00
NOV #16 SCIENTIFIC METAL FINISHING/S. MARCOS	12/22/1989	CONSENT ORDER 07/25/90 BANKRUPT	N/A	\$12,500.00	\$5,200.00	\$7,300.00	\$7,700.00	\$2,500.00	\$5,200.00	\$1,500.00	\$500.00	\$1,000.00
NOV #17 SCIENTIFIC METAL FINISHING/ J. ROACH	12/22/1989	TERMS INCORPORATED INTO THE ABOVE CONSENT ORDER		\$0.00	\$0.00	\$0.00	\$0.00	\$0.00	\$0.00	\$0.00	\$0.00	\$0.00
NOV #18 ELECTRONIC PRECISION	02/15/1990	NOV RESCINDED MERGED W/ NOV #27	N/A	\$0.00	\$0.00	\$0.00	\$0.00	\$0.00	\$0.00	\$0.00	\$0.00	\$0.00
NOV #19 AMICARELLI & EASTMAN	05/15/1990	NOV RESCINDED	N/A	\$0.00	\$0.00	\$0.00	\$0.00	\$0.00	\$0.00	\$0.00	\$0.00	\$0.00
NOV #20 ARC ENTERPRISE	05/15/1990	HEARING ORDER 08/29/90 DEBTOR INSOLVENT	N/A	\$6,000.00	\$0.00	\$6,000.00	\$0.00	\$0.00	\$0.00	\$0.00	\$0.00	\$0.00

**TABLE 31  
SUMMARY OF ENFORCEMENT ACTIONS THROUGH 12/31/07  
FIELD'S POINT DISTRICT**

ENFORCEMENT ACTION# COMPANY NAME	AO ISSUE DATE	RESOLUTION	ORIGINAL ADMIN. PENALTIES ASSESSED	ADMIN. PENALTIES AWARDED OR AGREED TO	ADMIN. PENALTIES PAID	ADMIN. PENALTIES BALANCE	ENF.COSTS ASSESSED/ AWARDED/ AGREED TO	ENF. COSTS PAID	ENF. COSTS BALANCE	STIPULATED PENALTIES ASSESSED	STIPULATED PENALTIES PAID	STIPULATED PENALTIES BALANCE
NOV #21 ELECTROLIZING	06/07/1990	CONSENT ORDER 01/16/91	\$68,000.00	\$8,000.00	\$8,000.00	\$0.00	\$4,000.00	\$4,000.00	\$0.00	\$0.00	\$0.00	\$0.00
NOV #22 RHODE ISLAND CLEANERS	06/11/1990	HEARING ORDER 10/02/90 CONSENT ORDER 07/14/92	\$15,000.00	\$15,000.00 w/ \$4,000.00 SUSPENDED	\$11,000.00	\$0.00	\$0.00	\$0.00	\$0.00	\$0.00	\$0.00	\$0.00
NOV #23 QUALITEX, INC.	07/05/1990	CONSENT ORDER 10/19/90	N/A	\$25,000.00	\$25,000.00	\$0.00	\$5,193.92	\$5,193.92	\$0.00	\$5,000.00	\$5,000.00	\$0.00
NOV #24 PROVIDENCE HOUSING AUTHORITY	08/23/1990	CONSENT ORDER 11/01/90	\$4,000.00	\$0.00	\$0.00	\$0.00	\$7,614.88	\$7,614.88	\$0.00	\$0.00	\$0.00	\$0.00
NOV #25 JOHNSTON DRESSED BEEF & VEAL CO.	08/29/1990	HEARING ORDER 11/14/90	N/A	\$23,000.00	\$23,000.00	\$0.00	\$0.00	\$0.00	\$0.00	\$0.00	\$0.00	\$0.00
NOV #26 J.V. PLATING CO.	09/04/1990	CONSENT ORDER 04/09/91 BANKRUPT	\$22,000.00	\$3,000.00	\$1,750.00	\$1,250.00	\$2,260.00	\$1,130.00	\$1,130.00	\$750.00	\$0.00	\$750.00
NOV #27 ELECTRONIC PRECISION CIRCUITRY	09/24/1990	CONSENT ORDER 01/07/91	N/A	\$12,300.00	\$12,300.00	\$0.00	\$7,700.00	\$7,700.00	\$0.00	\$0.00	\$0.00	\$0.00
NOV #28 WALLACE COMPANY	10/26/1990	BANKRUPT	N/A	\$0.00	\$0.00	\$0.00	\$0.00	\$0.00	\$0.00	\$0.00	\$0.00	\$0.00
NOV #29 APAC TOOL, INC.	10/26/1990	CONSENT ORDER 04/23/91	\$8,000.00	\$2,498.00	\$2,498.00	\$0.00	\$250.00	\$250.00	\$0.00	\$0.00	\$0.00	\$0.00
NOV #30 D'AMBRA CONSTRUCTION	12/19/1990	CONSENT ORDER 06/11/92	N/A	\$2,000.00	\$2,000.00	\$0.00	\$7,000.00	\$7,000.00	\$0.00	\$0.00	\$0.00	\$0.00
NOV #31 NEW ENGLAND TELEPHONE & TELEGRAPH CO.	01/10/1991	CONSENT ORDER 06/13/91	\$9,910.00	\$8,000.00	\$8,000.00	\$0.00	\$1,910.00	\$1,910.00	\$0.00	\$0.00	\$0.00	\$0.00



**TABLE 31  
SUMMARY OF ENFORCEMENT ACTIONS THROUGH 12/31/07  
FIELD'S POINT DISTRICT**

ENFORCEMENT ACTION# COMPANY NAME	AO ISSUE DATE	RESOLUTION	ORIGINAL ADMIN. PENALTIES ASSESSED	ADMIN. PENALTIES AWARDED OR AGREED TO	ADMIN. PENALTIES PAID	ADMIN. PENALTIES BALANCE	ENF.COSTS ASSESSED/ AWARDED/ AGREED TO	ENF. COSTS PAID	ENF. COSTS BALANCE	STIPULATED PENALTIES ASSESSED	STIPULATED PENALTIES PAID	STIPULATED PENALTIES BALANCE
NOV #32 ALLENS MANUFACTURING CO.	01/10/1991	CONSENT ORDER 09/06/91	\$54,000.00	\$2,870.00	\$2,870.00	\$0.00	\$2,810.00	\$2,810.00	\$0.00	\$0.00	\$0.00	\$0.00
NOV #33 PROVIDENCE COLLEGE	02/07/1991	MERGED WITH NOV #34 CONSENT ORDER 07/15/91	\$7,200.00	\$12,000.00	\$12,000.00	\$0.00	\$2,320.00	\$2,320.00	\$0.00	\$0.00	\$0.00	\$0.00
NOV #34 PROVIDENCE COLLEGE	02/15/1991	MERGED WITH NOV #33 SEE ABOVE	N/A	\$0.00	\$0.00	\$0.00	\$0.00	\$0.00	\$0.00	\$0.00	\$0.00	\$0.00
NOV #35 VANITY JEWELRY	03/13/1991	CONSENT ORDER 05/10/91	\$1,250.00	\$1,250.00	\$1,250.00	\$0.00	\$250.00	\$250.00	\$0.00	\$0.00	\$0.00	\$0.00
AO #1 QUALITY STAMPING	06/25/1991	CONSENT JUDGMENT 04/26/96	\$25,000.00	\$5,000.00	\$5,000.00	\$0.00	\$0.00	\$0.00	\$0.00	\$0.00	\$0.00	\$0.00
AO #2 JOHN OLSON & SONS	07/03/1991	CONSENT ORDER 06/09/92	\$22,000.00	\$4,500.00	\$4,500.00	\$0.00	\$500.00	\$500.00	\$0.00	\$0.00	\$0.00	\$0.00
AO #3 D & D PLATING	08/26/1991	CONSENT ORDER 02/11/92	\$9,250.00	\$3,000.00	\$3,000.00	\$0.00	\$250.00	\$250.00	\$0.00	\$0.00	\$0.00	\$0.00
AO #4 DON-LIN JEWELRY CO.	08/26/1991	CONSENT ORDER 01/13/92	\$4,218.00	\$2,500.00	\$2,500.00	\$0.00	\$250.00	\$250.00	\$0.00	\$0.00	\$0.00	\$0.00
AO #5 FEDERAL PRODUCTS	08/26/1991	CONSENT ORDER 12/26/91	\$4,250.00	\$2,500.00	\$2,500.00	\$0.00	\$250.00	\$250.00	\$0.00	\$0.00	\$0.00	\$0.00
AO #6 SMITH JEWELRY SERVICE CO.	08/26/1991	IMMEDIATE COMPLIANCE ORDER	\$0.00	\$0.00	\$0.00	\$0.00	\$0.00	\$0.00	\$0.00	\$0.00	\$0.00	\$0.00
AO #7 F. RONCI (SMITH ST.)	10/10/1991	BANKRUPT	\$171,850.00	\$170,850.00	\$0.00	\$170,850.00	\$1,000.00	\$0.00	\$1,000.00	\$0.00	\$0.00	\$0.00

**TABLE 31  
SUMMARY OF ENFORCEMENT ACTIONS THROUGH 12/31/07  
FIELD'S POINT DISTRICT**

ENFORCEMENT ACTION# COMPANY NAME	AO ISSUE DATE	RESOLUTION	ORIGINAL ADMIN. PENALTIES ASSESSED	ADMIN. PENALTIES AWARDED OR AGREED TO	ADMIN. PENALTIES PAID	ADMIN. PENALTIES BALANCE	ENF.COSTS ASSESSED/ AWARDED/ AGREED TO	ENF. COSTS PAID	ENF. COSTS BALANCE	STIPULATED PENALTIES ASSESSED	STIPULATED PENALTIES PAID	STIPULATED PENALTIES BALANCE
AO #8 F. RONCI (ATLANTIC BLVD.)	10/10/1991	BANKRUPT	\$52,200.00	\$51,700.00	\$0.00	\$51,700.00	\$500.00	\$0.00	\$500.00	\$0.00	\$0.00	\$0.00
AO #9 CHSPRAGUE	10/10/1991	CONSENT ORDER 05/06/92	\$15,000.00	\$4,000.00	\$4,000.00	\$0.00	\$2,000.00	\$2,000.00	\$0.00	\$0.00	\$0.00	\$0.00
AO #10 QUALITY PLATING	12/04/1991	DEBTOR INSOLVENT	\$40,135.00	\$39,650.00	\$0.00	\$39,650.00	\$485.00	\$0.00	\$485.00	\$0.00	\$0.00	\$0.00
AO #11 GENERAL ELECTRIC	10/28/1991	COMPLIED WITH ORDER	\$6,885.00	\$6,885.00	\$6,885.00	\$0.00	\$0.00	\$0.00	\$0.00	\$0.00	\$0.00	\$0.00
AO #12 ALLENS MFG. CO.	12/04/1991	PERMIT FEES PAID FINE WAIVED	\$250.00	\$0.00	\$0.00	\$0.00	\$0.00	\$0.00	\$0.00	\$0.00	\$0.00	\$0.00
AO #13 ELECTROBRITE COATING CO.	12/14/1991	PERMIT FEES PAID FINE WAIVED	\$250.00	\$0.00	\$0.00	\$0.00	\$0.00	\$0.00	\$0.00	\$0.00	\$0.00	\$0.00
AO #14 MERCURY POLISHING & PLATING	12/14/1991	PERMIT FEES PAID FINE WAIVED	\$250.00	\$0.00	\$0.00	\$0.00	\$0.00	\$0.00	\$0.00	\$0.00	\$0.00	\$0.00
AO #15 GABRIELE'S, IND.	12/14/1991	COMPLIED WITH ORDER	\$250.00	\$250.00	\$250.00	\$0.00	\$0.00	\$0.00	\$0.00	\$0.00	\$0.00	\$0.00
AO #16 DUNCS PLATING	12/14/1991	COMPLIED WITH ORDER	\$250.00	\$250.00	\$250.00	\$0.00	\$0.00	\$0.00	\$0.00	\$0.00	\$0.00	\$0.00
AO #17 SAMSON MFG., LTD.	12/14/1991	AO RESCINDED	\$250.00	\$0.00	\$0.00	\$0.00	\$0.00	\$0.00	\$0.00	\$0.00	\$0.00	\$0.00
AO #18 STARBRITE PLATING	12/14/1991	COMPLIED WITH ORDER	\$250.00	\$250.00	\$250.00	\$0.00	\$0.00	\$0.00	\$0.00	\$0.00	\$0.00	\$0.00

**TABLE 31**  
**SUMMARY OF ENFORCEMENT ACTIONS THROUGH 12/31/07**  
**FIELD'S POINT DISTRICT**

ENFORCEMENT ACTION# COMPANY NAME	AO ISSUE DATE	RESOLUTION	ORIGINAL ADMIN. PENALTIES ASSESSED	ADMIN. PENALTIES AWARDED OR AGREED TO	ADMIN. PENALTIES PAID	ADMIN. PENALTIES BALANCE	ENF. COSTS ASSESSED/ AWARDED/ AGREED TO	ENF. COSTS PAID	ENF. COSTS BALANCE	STIPULATED PENALTIES ASSESSED	STIPULATED PENALTIES PAID	STIPULATED PENALTIES BALANCE
AO #19 ASTRO PLATING WORKS	12/14/1991	COMPLIED WITH ORDER	\$250.00	\$250.00	\$250.00	\$0.00	\$0.00	\$0.00	\$0.00	\$0.00	\$0.00	\$0.00
AO #20 QUALITY PLATING CO.	12/14/1991	AO RESCINDED	\$250.00	\$0.00	\$0.00	\$0.00	\$0.00	\$0.00	\$0.00	\$0.00	\$0.00	\$0.00
AO #21 CLAYTON CO.	01/22/1992	CONSENT ORDER 12/07/92	\$9,882.00	\$6,000.00	\$6,000.00	\$0.00	\$382.00	\$382.00	\$0.00	\$0.00	\$0.00	\$0.00
AO #22 JEWELS BY PATRICIA	01/22/1992	CONSENT ORDER 05/18/92	\$10,500.00	\$2,500.00	\$2,500.00	\$0.00	\$500.00	\$500.00	\$0.00	\$0.00	\$0.00	\$0.00
AO #23 J.V. PLATING	01/22/1992	BANKRUPT	\$250.00	\$250.00	\$0.00	\$250.00	\$0.00	\$0.00	\$0.00	\$0.00	\$0.00	\$0.00
AO #24 QUAKER PLATING	01/23/1992	CONSENT ORDER 06/19/92	\$14,600.00	\$5,900.00	\$5,900.00	\$0.00	\$250.00	\$250.00	\$0.00	\$0.00	\$0.00	\$0.00
AO #25 GOLD CROWN	01/23/1992	CONSENT ORDER 07/08/93	\$19,000.00	\$9,000.00	\$9,000.00	\$0.00	\$250.00	\$250.00	\$0.00	\$0.00	\$0.00	\$0.00
AO #27 QUEBECOR PRINTING	01/07/1992	CONSENT ORDER 06/29/93	\$22,250.00	\$10,000.00	\$10,000.00	\$0.00	\$500.00	\$500.00	\$0.00	\$0.00	\$0.00	\$0.00
AO # FP-01-92 ANTONELLI PLATING	04/03/1992	MERGED WITH #FP-02-92 CONSENT ORDER 07/23/92	\$250.00	\$250.00	\$250.00	\$0.00	\$0.00	\$0.00	\$0.00	\$0.00	\$0.00	\$0.00
AO # FP-02-92 ANTONELLI CASTING	04/03/1992	MERGED WITH #FP-01-92 SEE ABOVE	\$250.00	\$0.00	\$0.00	\$0.00	\$0.00	\$0.00	\$0.00	\$0.00	\$0.00	\$0.00
AO # FP-03-92 GOLD CROWN	05/26/1992	IMMEDIATE COMPLIANCE ORDER	\$0.00	\$0.00	\$0.00	\$0.00	\$0.00	\$0.00	\$0.00	\$0.00	\$0.00	\$0.00

**TABLE 31**  
**SUMMARY OF ENFORCEMENT ACTIONS THROUGH 12/31/07**  
**FIELD'S POINT DISTRICT**

ENFORCEMENT ACTION# COMPANY NAME	AO ISSUE DATE	RESOLUTION	ORIGINAL ADMIN. PENALTIES ASSESSED	ADMIN. PENALTIES AWARDED OR AGREED TO	ADMIN. PENALTIES PAID	ADMIN. PENALTIES BALANCE	ENF.COSTS ASSESSED/ AWARDED/ AGREED TO	ENF. COSTS PAID	ENF. COSTS BALANCE	STIPULATED PENALTIES ASSESSED	STIPULATED PENALTIES PAID	STIPULATED PENALTIES BALANCE
AO # FP-04-92 ALLENS MFG.	06/04/1992	BANKRUPT	\$11,250.00	\$11,250.00	\$0.00	\$11,250.00	\$0.00	\$0.00	\$0.00	\$0.00	\$0.00	\$0.00
AO # FP-05-92 GENERAL ELECTRIC	09/01/1992	CONSENT ORDER 08/10/93	\$9,500.00	\$7,500.00	\$7,500.00	\$0.00	\$500.00	\$500.00	\$0.00	\$0.00	\$0.00	\$0.00
AO # FP-06-92 DUNC'S PLATING	11/12/1992	PERMIT FEES PAID FINE WAIVED	\$250.00	\$0.00	\$0.00	\$0.00	\$0.00	\$0.00	\$0.00	\$0.00	\$0.00	\$0.00
AO # FP-07-92 BROAD STREET CAR WASH	11/12/1992	CONSENT ORDER 01/06/93	\$250.00	\$250.00	\$250.00	\$0.00	\$0.00	\$0.00	\$0.00	\$0.00	\$0.00	\$0.00
AO # FP-08-92 CAFFE PAZZO	12/16/1992	CONSENT ORDER 07/07/93 BUSINESS CHANGED OWNERSHIP	\$2,500.00	\$500.00	\$100.00	\$400.00	\$0.00	\$0.00	\$0.00	\$0.00	\$0.00	\$0.00
AO # FP-09-92 AIR CLEANING CONCEPTS	12/23/1992	COMPLIANCE ORDER	\$0.00	\$0.00	\$0.00	\$0.00	\$0.00	\$0.00	\$0.00	\$0.00	\$0.00	\$0.00
AO #FP-01-93 FEDERATED METALS	03/29/1993	CONSENT ORDER 06/17/93	\$12,250.00	\$1,500.00	\$1,500.00	\$0.00	\$0.00	\$0.00	\$0.00	\$0.00	\$0.00	\$0.00
AO #FP-02-93 EASTERN COLOR & CHEMICAL	03/29/1993	CONSENT ORDER 07/08/93	\$23,000.00	\$10,000.00	\$10,000.00	\$0.00	\$0.00	\$0.00	\$0.00	\$0.00	\$0.00	\$0.00
AO #FP-03-93 B B GREENBERG	03/29/1993	BANKRUPT	\$7,500.00	\$7,500.00	\$0.00	\$7,500.00	\$0.00	\$0.00	\$0.00	\$0.00	\$0.00	\$0.00
AO #FP-04-93 ROCCHIO & SONS	05/05/1993	CONSENT ORDER 05/19/97	\$0.00	\$0.00	\$0.00	\$0.00	\$0.00	\$0.00	\$0.00	\$0.00	\$0.00	\$0.00
AO #FP-05-93 RI DEPT OF TRANS.	05/05/1993	SAME CASE AS ABOVE	SAME CASE AS ABOVE	SAME CASE AS ABOVE	\$0.00	\$0.00	\$0.00	\$0.00	\$0.00	\$0.00	\$0.00	\$0.00

**TABLE 31**  
**SUMMARY OF ENFORCEMENT ACTIONS THROUGH 12/31/07**  
**FIELD'S POINT DISTRICT**

ENFORCEMENT ACTION# COMPANY NAME	AO ISSUE DATE	RESOLUTION	ORIGINAL ADMIN. PENALTIES ASSESSED	ADMIN. PENALTIES AWARDED OR AGREED TO	ADMIN. PENALTIES PAID	ADMIN. PENALTIES BALANCE	ENF. COSTS ASSESSED/ AWARDED/ AGREED TO	ENF. COSTS PAID	ENF. COSTS BALANCE	STIPULATED PENALTIES ASSESSED	STIPULATED PENALTIES PAID	STIPULATED PENALTIES BALANCE
AO # FP-06-93 GFB/ADMIRAL NORGETOWN	05/18/1993	OUT OF BUSINESS	\$1,000.00	\$1,000.00	\$0.00	\$1,000.00	\$0.00	\$0.00	\$0.00	\$0.00	\$0.00	\$0.00
AO # FP-07-93 NEW RIVERS RESTAURANT	07/14/1993	CONSENT ORDER 12/03/93	\$1,500.00	\$200.00	\$200	\$0.00	\$0.00	\$0.00	\$0.00	\$0.00	\$0.00	\$0.00
AO #FP-08-93 MERCURY POLISHING & PLATING CO.	07/22/1993	BANKRUPT/ TERMINATION OF PERMIT	\$0.00	\$0.00	\$0.00	\$0.00	\$0.00	\$0.00	\$0.00	\$0.00	\$0.00	\$0.00
AO # FP-09-93 RAU FASTENER	07/23/1993	CONSENT ORDER 05/06/94	\$25,000.00	\$7,500.00	\$7,500.00	\$0.00	\$0.00	\$0.00	\$0.00	\$0.00	\$0.00	\$0.00
AO # FP-10-93 ALLENS MFG. CO.	07/26/1993	BANKRUPT	\$11,000.00	\$11,000.00	\$0.00	\$11,000.00	\$0.00	\$0.00	\$0.00	\$0.00	\$0.00	\$0.00
AO # FP-11-93 MERIT PLATING	08/06/1993	CONSENT ORDER 04/28/94 BUSINESS CLOSED	\$25,000.00	\$5,000.00	\$0.00	\$5,000.00	\$500.00	\$0.00	\$500.00	\$0.00	\$0.00	\$0.00
AO #FP-12-93 R. STURDY COMPANY	12/08/1993	COMPLIED WITH ORDER	\$0.00	\$0.00	\$0.00	\$0.00	\$0.00	\$0.00	\$0.00	\$0.00	\$0.00	\$0.00
AO #FP-13-93 PROVIDENCE ELECTRO-PLATING	12/30/1993	CONSENT ORDER 10/17/95	\$20,000.00	\$1,000.00 \$5,000.00 (SEP)	\$1,000.00 \$5,000.00 (SEP)	\$0.00	\$250.00	\$250.00	\$0.00	\$0.00	\$0.00	\$0.00
AO #FP-14-93 FBE, INCORPORATED	12/30/93 AMENDED 09/13/95	CONSENT ORDER 10/31/95 BUSINESS CLOSED	\$31,000.00	\$5,000.00	\$0.00	\$5,000.00	\$250.00	\$0.00	\$250.00	\$0.00	\$0.00	\$0.00
AO #FP-15-93 GEMCRAFT	12/30/1993	CONSENT ORDER 07/21/94	\$16,000.00	SEP (\$11,000)	SEP(\$11,000)	\$0.00	\$500.00	\$500.00	\$0.00	\$0.00	\$0.00	\$0.00
AO #FP-01-94 JOHNSTON DRESSED BEEF	04/08/1994	COMPLIED WITH ORDER	\$0.00	\$0.00	\$0.00	\$0.00	\$0.00	\$0.00	\$0.00	\$0.00	\$0.00	\$0.00

**TABLE 31**  
**SUMMARY OF ENFORCEMENT ACTIONS THROUGH 12/31/07**  
**FIELD'S POINT DISTRICT**

ENFORCEMENT ACTION# COMPANY NAME	AO ISSUE DATE	RESOLUTION	ORIGINAL ADMIN. PENALTIES ASSESSED	ADMIN. PENALTIES AWARDED OR AGREED TO	ADMIN. PENALTIES PAID	ADMIN. PENALTIES BALANCE	ENF.COSTS ASSESSED/ AWARDED/ AGREED TO	ENF. COSTS PAID	ENF. COSTS BALANCE	STIPULATED PENALTIES ASSESSED	STIPULATED PENALTIES PAID	STIPULATED PENALTIES BALANCE
AO #FP-02-94 QUAKER PLATING	04/19/1994	CONSENT ORDER 06/06/94	\$13,000.00	\$3,000.00	\$3,000.00	\$0.00	\$250.00	\$250.00	\$0.00	\$0.00	\$0.00	\$0.00
AO #FP-03-94 YEA, YEA INC./SGUMBATO & SONS	4/19/94 AMENDED 11/20/95	CONSENT ORDER 09/23/96	\$10,000.00	\$5,000.00	\$5,000.00	\$0.00	\$0.00	\$0.00	\$0.00	\$0.00	\$0.00	\$0.00
AO #FP-04-94 SHOOTER'S AT INDIA POINT	04/22/1994	CONSENT ORDER 10/12/94	\$2,500.00	\$2,500.00	\$2,500.00	\$0.00	\$0.00	\$0.00	\$0.00	\$0.00	\$0.00	\$0.00
AO #FP-05-94 EVANS PLATING	06/24/1994	CONSENT ORDER 08/03/95	\$29,000.00	\$2,500 \$6,000.00 (SEP)	\$2,500.00 \$6,000.00 (SEP)	\$0.00	\$500.00	\$500.00	\$0.00	\$0.00	\$0.00	\$0.00
AO #FP-06-94 RHODE ISLAND PUBLIC TRANSIT AUTHORITY	07/13/1994	COMPLIED WITH ORDER	\$11,000.00 CONDITION ON NON-COMPLIANCE	\$0.00	\$0.00	\$0.00	\$0.00	\$0.00	\$0.00	\$0.00	\$0.00	\$0.00
AO #FP-07-94 T & J CONTAINER	07/20/1994	CONSENT ORDER 09/27/94	\$4,000.00	\$1,000.00	\$1,000.00	\$0.00	\$152.94	\$152.94	\$0.00	\$0.00	\$0.00	\$0.00
AO #FP-08-94 COLORLAB, LTD.	08/25/1994	CONSENT ORDER 11/09/94	\$5,000.00	\$500.00	\$500.00	\$0.00	\$250.00	\$250.00	\$0.00	\$0.00	\$0.00	\$0.00
AO #FP-09-94 PDQ PHOTO	08/25/1994	CONSENT ORDER 11/09/94	\$5,000.00	\$500.00	\$500.00	\$0.00	\$250.00	\$250.00	\$0.00	\$0.00	\$0.00	\$0.00
AO #FP-11-94 IDEAL PLATING	11/02/1994	CONSENT ORDER 08/07/95	\$15,000.00	\$2,500.00 \$2,500.00 (SEP)	\$2,500.00 \$2,500.00 (SEP)	\$0.00	\$250.00	\$250.00	\$0.00	\$0.00	\$0.00	\$0.00
AO #FP-12-94 BLUE GROITTO RESTAURANT	10/07/1994	CONSENT ORDER 05/30/95 BANKRUPT	\$5,000.00	\$2,000.00	\$700.01	\$1,299.99	\$0.00	\$0.00	\$0.00	\$0.00	\$0.00	\$0.00
AO #FP-13-94 GOLDEN DRAGON RESTAURANT	10/07/1994	CONSENT ORDER 02/02/95	\$5,000.00	\$1,000.00	\$1,000.00	\$0.00	\$0.00	\$0.00	\$0.00	\$0.00	\$0.00	\$0.00

**TABLE 31  
SUMMARY OF ENFORCEMENT ACTIONS THROUGH 12/31/07  
FIELD'S POINT DISTRICT**

ENFORCEMENT ACTION# COMPANY NAME	AO ISSUE DATE	RESOLUTION	ORIGINAL ADMIN. PENALTIES ASSESSED	ADMIN. PENALTIES AWARDED OR AGREED TO	ADMIN. PENALTIES PAID	ADMIN. PENALTIES BALANCE	ENF.COSTS ASSESSED/ AWARDED/ AGREED TO	ENF. COSTS PAID	ENF. COSTS BALANCE	STIPULATED PENALTIES ASSESSED	STIPULATED PENALTIES PAID	STIPULATED PENALTIES BALANCE
AO #FP-14-94 T. SARDELLI & SONS	10/07/1994	CONSENT ORDER 01/03/95	\$15,000.00	\$5,000.00	\$5,000.00	\$0.00	\$250.00	\$250.00	\$0.00	\$0.00	\$0.00	\$0.00
AO #FP-15-94 LINCOLN PARK	10/27/1994	SETTLEMENT	\$5,000.00	\$5,000.00	\$5,000.00	\$0.00	\$0.00	\$0.00	\$0.00	\$0.00	\$0.00	\$0.00
AO #FP-16-94 PASTA ETC	11/07/1994	BUSINESS CLOSED	\$0.00	\$0.00	\$0.00	\$0.00	\$0.00	\$0.00	\$0.00	\$0.00	\$0.00	\$0.00
AO #FP-17-94 A.A. WRECKING	11/18/1994	SETTLEMENT	\$10,000.00	\$500.00	\$500.00	\$0.00	\$5,997.44	\$5,997.44	\$0.00	\$0.00	\$0.00	\$0.00
AO #FP-01-95 EAGLE PLATING CO, INC	05/30/1995	CONSENT ORDER 09/03/96	\$50,000.00	\$7,500.00	\$7,500.00	\$0.00	\$0.00	\$0.00	\$0.00	\$0.00	\$0.00	\$0.00
AO #FP-02-95 RUMSTICK DINNER	06/08/1995	AO RESCINDED 10/18/95 BUSINESS CLOSED	\$5,000.00	\$0.00	\$0.00	\$0.00	\$0.00	\$0.00	\$0.00	\$0.00	\$0.00	\$0.00
AO #FP-03-95 D'AGOSTINO'S AUTO SALVAGE, INC	07/10/1995	CONSENT ORDER 11/27/95	\$11,000.00	\$2,750.00	\$2,750.00	\$0.00	\$250.00	\$250.00	\$0.00	\$0.00	\$0.00	\$0.00
AO #FP-04-95 CENTURY PLATING INTERNATIONAL INC	07/10/1995	CONSENT ORDER 08/30/95	\$33,000.00	\$7,500.00	\$7,500.00	\$0.00	\$500.00	\$500.00	\$0.00	\$200.00	\$200.00	\$0.00
AO #FP-05-95 CARABELLA'S RESTAURANT	09/14/1995	AO RESCINDED	\$5,000.00	\$0.00	\$0.00	\$0.00	\$0.00	\$0.00	\$0.00	\$0.00	\$0.00	\$0.00
AO #FP-06-95 KELLY'S CAR WASH	10/04/1995	CONSENT ORDER 02/29/96	\$5,000.00	\$2,500.00	\$2,500.00	\$0.00	\$250.00	\$250.00	\$0.00	\$0.00	\$0.00	\$0.00
AO #FP-07-95 FINISHING CONCEPTS, INC	10/05/1995	CONSENT ORDER 11/27/95	\$20,000.00	\$5,000.00	\$5,000.00	\$0.00	\$0.00	\$0.00	\$0.00	\$0.00	\$0.00	\$0.00

**TABLE 31**  
**SUMMARY OF ENFORCEMENT ACTIONS THROUGH 12/31/07**  
**FIELD'S POINT DISTRICT**

ENFORCEMENT ACTION# COMPANY NAME	AO ISSUE DATE	RESOLUTION	ORIGINAL ADMIN. PENALTIES ASSESSED	ADMIN. PENALTIES AWARDED OR AGREED TO	ADMIN. PENALTIES PAID	ADMIN. PENALTIES BALANCE	ENF. COSTS ASSESSED/ AWARDED/ AGREED TO	ENF. COSTS PAID	ENF. COSTS BALANCE	STIPULATED PENALTIES ASSESSED	STIPULATED PENALTIES PAID	STIPULATED PENALTIES BALANCE
AO #FP-08-95 CRC, CORP	11/21/1995	CONSENT ORDER 04/01/96	\$1,000.00	PUBLIC AWARENESS AD \$519.70	\$519.70	\$0.00	\$0.00	\$0.00	\$0.00	\$0.00	\$0.00	\$0.00
AO #FP-09-95 THAILAND RESTAURANT	10/10/1995	CONSENT ORDER 11/20/96	\$5,000.00	\$200.00	\$200.00	\$0.00	\$0.00	\$0.00	\$0.00	\$0.00	\$0.00	\$0.00
AO #FP-10-95 RAU FASTENERS, LLC	12/28/1995	CONSENT ORDER 02/20/96	\$13,000.00	\$9,900.00	\$9,900.00	\$0.00	\$0.00	\$0.00	\$0.00	\$0.00	\$0.00	\$0.00
AO #FP-01-96 OPTI FINISHING TECHNOLOGIES	04/09/1996 AMENDED 06/13/1996	PERMIT REVOKED	\$18,000.00	\$0.00	\$0.00	\$0.00	\$0.00	\$0.00	\$0.00	\$0.00	\$0.00	\$0.00
AO #FP-02-96 RIBCO MFG. INC	04/09/1996	CONSENT ORDER 05/31/96	\$10,000.00	\$10,000.00	\$10,000.00	\$0.00	\$500.00	\$500.00	\$0.00	\$0.00	\$0.00	\$0.00
AO #FP-03-96 DUNC'S PLATING CO.	04/25/1996	CONSENT ORDER 06/24/96	\$5,000.00	\$1,200.00	\$1,200.00	\$0.00	\$0.00	\$0.00	\$0.00	\$0.00	\$0.00	\$0.00
AO #FP-04-96 NORTH PROVIDENCE MEDICAL SERVICES, INC.	07/02/1996	CONSENT ORDER 09/18/96	\$0.00 COMPLIANCE ORDER	\$0.00	\$0.00	\$0.00	\$0.00	\$0.00	\$0.00	\$0.00	\$0.00	\$0.00
AO #FP-05-96 PRECISION INDUSTRIES	09/04/1996	CONSENT ORDER 11/20/96	\$7,000.00	\$1,500.00	\$1,500.00	\$0.00	\$0.00	\$0.00	\$0.00	\$0.00	\$0.00	\$0.00
AO #FP-06-96 A&F PLATING CO., INC.	09/25/1996	MERGED WITH # FP-08-96	\$25,000.00	MERGED WITH FP-08-96	\$0.00	\$0.00	\$0.00	\$0.00	\$0.00	\$0.00	\$0.00	\$0.00
AO #FP-07-96 REGENCY PLAZA ASSOCIATES	09/25/1996	CONSENT ORDER 01/13/97	\$10,000.00	\$500.00	\$500.00	\$0.00	\$0.00	\$0.00	\$0.00	\$0.00	\$0.00	\$0.00
AO #FP-08-96 A&F PLATING CO., INC.	12/19/1996	PROSECUTED CRIMINALLY	\$160,000.00	\$15,000.00	\$15,000.00	\$0.00	\$0.00	\$0.00	\$0.00	\$0.00	\$0.00	\$0.00



**TABLE 31**  
**SUMMARY OF ENFORCEMENT ACTIONS THROUGH 12/31/07**  
**FIELD'S POINT DISTRICT**

ENFORCEMENT ACTION# COMPANY NAME	AO ISSUE DATE	RESOLUTION	ORIGINAL ADMIN. PENALTIES ASSESSED	ADMIN. PENALTIES AWARDED OR AGREED TO	ADMIN. PENALTIES PAID	ADMIN. PENALTIES BALANCE	ENF.COSTS ASSESSED/ AWARDED/ AGREED TO	ENF. COSTS PAID	ENF. COSTS BALANCE	STIPULATED PENALTIES ASSESSED	STIPULATED PENALTIES PAID	STIPULATED PENALTIES BALANCE
AO #FP-01-97 FOTO FINISH	06/12/1997	PERMIT FEES PAID CONSENT JUDGMENT 10/15/97 BUSINESS CLOSED	\$5,000.00	\$1,000.00	\$751.06	\$248.94	\$0.00	\$0.00	\$0.00	\$0.00	\$0.00	\$0.00
AO #FP-02-97 BEAUCRAFT, INC.	11/20/1997	CONSENT ORDER 01/15/98	\$14,000.00	\$5,750.00	\$5,750.00	\$0.00	\$250.00	\$250.00	\$0.00	\$400.00	\$400.00	\$0.00
AO #FP-03-97 QUAKER PLATING COMPANY, INC.	12/30/1997	CONSENT ORDER 10/14/99	\$52,000.00	\$26,500.00	\$26,500.00	\$0.00	\$0.00	\$0.00	\$0.00	\$0.00	\$0.00	\$0.00
AO #FP-01-98 HAB TOOL, INC.	02/24/1998	CONSENT ORDER 05/21/98	\$10,000.00	\$2,500.00	\$2,500.00	\$0.00	\$0.00	\$0.00	\$0.00	\$0.00	\$0.00	\$0.00
AO #FP-02-98 AD-TECH, INC.	03/17/1998	HEARING HELD APPEAL PENDING	\$40,500.00	\$75,000.00 AWARDED AT HEARING	\$0.00	\$75,000.00	\$0.00	\$0.00	\$0.00	\$0.00	\$0.00	\$0.00
AO #FP-03-98 ALLENS MFG. CO., INC.	03/25/1998	RESOLUTION THRU BANKRUPTCY	\$23,000.00	23,000.00	\$23,000.00	\$0.00	\$0.00	\$0.00	\$0.00	\$0.00	\$0.00	\$0.00
AO #FP-04-98 DIMEO CONSTRUCTION	06/18/1998	CONSENT ORDER 12/16/98	\$1,500.00	\$500.00 PUBLIC NOTICE (\$459.60)	\$959.60	\$0.00	\$0.00	\$0.00	\$0.00	\$0.00	\$0.00	\$0.00
AO #FP-05-98 RAWCLIFF CORPORATION	12/10/1998	CONSENT ORDER 03/30/99	\$2,500.00	PUBLIC NOTICE (\$597.75)	\$0.00	\$0.00	\$0.00	\$0.00	\$0.00	\$0.00	\$0.00	\$0.00
AO #FP-06-98 RENCLIF, INC.	12/29/1998	CONSENT ORDER 03/18/99	\$5,000.00	\$1,000.00	\$1,000.00	\$0.00	\$0.00	\$0.00	\$0.00	\$0.00	\$0.00	\$0.00
AO #FP-01-99 HAMILTON TOOL, INC.	03/02/1999	CONSENT ORDER 04/06/00 PERMIT FEES PAID	\$5,000.00	\$2,500.00	\$2,500.00	\$0.00	\$0.00	\$0.00	\$0.00	\$0.00	\$0.00	\$0.00
AO #FP-01-00 CROWN PLATING, INC.	06/20/2000	SUPERIOR COURT STIPULATION FOR PAYMENT OF \$12,000 FOR PERMIT FEES FINE WAIVED	\$6,250.00	\$0.00	\$0.00	\$0.00	\$0.00	\$0.00	\$0.00	\$0.00	\$0.00	\$0.00

**TABLE 31**  
**SUMMARY OF ENFORCEMENT ACTIONS THROUGH 12/31/07**  
**FIELD'S POINT DISTRICT**

ENFORCEMENT ACTION# COMPANY NAME	AO ISSUE DATE	RESOLUTION	ORIGINAL ADMIN. PENALTIES ASSESSED	ADMIN. PENALTIES AWARDED OR AGREED TO	ADMIN. PENALTIES PAID	ADMIN. PENALTIES BALANCE	ENF. COSTS ASSESSED/ AWARDED/ AGREED TO	ENF. COSTS PAID	ENF. COSTS BALANCE	STIPULATED PENALTIES ASSESSED	STIPULATED PENALTIES PAID	STIPULATED PENALTIES BALANCE
AO #FP-02-00 ULTRA METAL FINISHING, INC.	12/28/2000	INCOPORATED INTO AO#FP-02-01 BANKRUPT	\$22,000.00	\$22,000	\$0.00	\$22,000	\$0.00	\$0.00	\$0.00	\$0.00	\$0.00	\$0.00
AO #FP-03-00 EASTERN WIRE PRODUCTIS CORP.	12/28/2000	CONSENT ORDER 10/30/01	\$105,000.00	\$10,000.00	\$9,150.00 (per accelerated payment plan)	\$0.00	\$2,000.00	\$1,925.00 (per accelerated payment plan)	\$0.00	\$0.00	\$0.00	\$0.00
AO#FP-01-01 MICHAEL MARSOCCI	10/31/2001	CONSENT ORDER 05/02/02	\$5,000.00	\$750.00	\$750.00	\$0.00	\$0.00	\$0.00	\$0.00	\$0.00	\$0.00	\$0.00
AO#FP-02-01 ULTRA METAL FINISHING CO., INC.	12/27/2001	PERMIT REVOKED BUSINESS CLOSED BANKRUPT	\$5,000.00	\$5,000	\$0.00	\$5,000	\$0.00	\$0.00	\$0.00	\$0.00	\$0.00	\$0.00
AO#FP-01-02 RICHARD FULLER	02/05/2002	CONSENT ORDER 05/16/02	\$5,000.00	\$750.00	\$750.00	\$0.00	\$0.00	\$0.00	\$0.00	\$0.00	\$0.00	\$0.00
AO#FP-02-02 D&L SALES	04/11/2002	CONSENT ORDER 02/25/03	\$10,000.00	\$2,500.00	\$2,500.00	\$0.00	\$0.00	\$0.00	\$0.00	\$0.00	\$0.00	\$0.00
AO#FP-03-02 RI CESSPOOL CLEANERS, INC.	05/14/2002	CONSENT ORDER 06/17/02	\$5,000.00	\$1,250.00	\$1,250.00	\$0.00	\$0.00	\$0.00	\$0.00	\$0.00	\$0.00	\$0.00
AO#FP-04-02 C&J JEWELRY COMPANY, INC.	10/17/2002	CONSENT ORDER 12/11/02	\$10,000.00	\$5,000.00	\$5,000.00	\$0.00	\$500.00	\$500.00	\$0.00	\$0.00	\$0.00	\$0.00
AO#FP-05-02 TOWN OF JOHNSTON	10/24/2002	PENDING NEGOTIATIONS	\$25,000.00	\$25,000.00	\$0.00	\$25,000.00	\$0.00	\$0.00	\$0.00	\$0.00	\$0.00	\$0.00
AO #FP-01-03 TOWN OF JOHNSTON	09/10/2003	PENDING NEGOTIATIONS	\$10,000.00	\$10,000.00	\$0.00	\$10,000.00	\$0.00	\$0.00	\$0.00	\$0.00	\$0.00	\$0.00

**TABLE 31**  
**SUMMARY OF ENFORCEMENT ACTIONS THROUGH 12/31/07**  
**FIELD'S POINT DISTRICT**

ENFORCEMENT ACTION# COMPANY NAME	AO ISSUE DATE	RESOLUTION	ORIGINAL ADMIN. PENALTIES ASSESSED	ADMIN. PENALTIES AWARDED OR AGREED TO	ADMIN. PENALTIES PAID	ADMIN. PENALTIES BALANCE	ENF. COSTS ASSESSED/ AWARDED/ AGREED TO	ENF. COSTS PAID	ENF. COSTS BALANCE	STIPULATED PENALTIES ASSESSED	STIPULATED PENALTIES PAID	STIPULATED PENALTIES BALANCE
AO #FP-02-03 VICTORY FINISHING TECHNOLOGIES	09/10/2003	CONSENT ORDER 6/8/05	\$55,000.00	\$5000.00	\$5000.00	\$0.00	\$0.00	\$0.00	\$0.00	\$0.00	\$0.00	\$0.00
AO #FP-03-03 NEW ENGLAND INDUSTRIES	09/10/2003	CONSENT ORDER 3/9/04	\$35,000.00	\$1,500.00	\$1,500.00	\$0.00	\$500.00	\$500.00	\$0.00	\$0.00	\$0.00	\$0.00
AO #FP-01-04 ELMHURST EXTENDED CARE	3/5/2004	CONSENT ORDER 10/27/04	\$20,000.00	\$7,500.00	\$7,500.00	\$0.00	\$0.00	\$0.00	\$0.00	\$0.00	\$0.00	\$0.00
AO #FP-02-04 ROGER WILLIAMS MEDICAL CENTER	03/05/2004	CONSENT ORDER 10/27/04	\$30,000.00	\$12,500.00	\$12,500.00	\$0.00	\$0.00	\$0.00	\$0.00	\$0.00	\$0.00	\$0.00
AO #FP-01-05 WAL-MART STORES, INC.	10/17/2005	SETTLEMENT AGREEMENT 09/18/06 \$40,000 CONTRIBUTION MADE FOR MAINTENANCE AND RIVER CLEANUPS	\$61,000.00	\$0.00	\$0.00	\$0.00	\$0.00	\$0.00	\$0.00	\$0.00	\$0.00	\$0.00
AO #FP-01-07 PHILIP McKENDALL D/B/A LA PRIMA CAFFE	09/05/2007	CONSENT ORDER 11/19/07	\$7,500	\$2,500	\$2,500 (paid in 2008)	\$0.00	\$0.00	\$0.00	\$0.00	\$0.00	\$0.00	\$0.00

**TABLE 31  
SUMMARY OF ENFORCEMENT ACTIONS THROUGH 12/31/07  
BUCKLIN POINT DISTRICT**

ENFORCEMENT ACTION# COMPANY NAME	AO ISSUE DATE	RESOLUTION	ORIGINAL ADMIN. PENALTIES ASSESSED	ADMIN. PENALTIES AWARDED OR AGREED TO	ADMIN. PENALTIES PAID	ADMIN. PENALTIES BALANCE	ENF. COSTS ASSESSED/ AWARDED/ AGREED TO	ENF. COSTS PAID	ENF. COSTS BALANCE	STIPULATED PENALTIES ASSESSED	STIPULATED PENALTIES PAID	STIPULATED PENALTIES BALANCE
BVDC NOV/ORDER LYNCH PAINT	JAN-87	BANKRUPT	\$5,000.00	\$1,000.00	\$0.00	\$1,000.00	\$0.00	\$0.00	\$0.00	\$0.00	\$0.00	\$0.00
BVDC NOV/ORDER LIBERTY PLATING	12/04/1987	CONSENT AGREEMENT 01/29/88	\$85,500.00	\$18,000.00 (\$85,500.00 W/ \$67,500.00 SUSPENDED)	\$18,000.00	\$0.00	\$266.35	\$266.35	\$0.00	\$0.00	\$0.00	\$0.00
BVDC NOV/ORDER #1 COLFAX, INC.	06/10/1988	SETTLEMENT AGREEMENT 09/08/88	\$324,000.00	\$60,000.00	\$60,000.00	\$0.00	\$57,793.10	\$57,793.10	\$0.00	\$0.00	\$0.00	\$0.00
BVDC NOV/ORDER TANYA CREATIONS	02/03/1989	CONSENT AGREEMENT 03/07/89	\$54,000.00	\$24,000.00 (\$54,000 W/ \$30,000 SUSPENDED)	\$24,000.00	\$0.00	\$0.00	\$0.00	\$0.00	\$0.00	\$0.00	\$0.00
BVDC CHEMART COMPANY	04/17/1989	CONSENT AGREEMENT 09/29/89	\$20,000.00	\$5,000.00 (\$10,000.00 w/ \$5,000.00 SUSPENDED)	\$5,000.00	\$0.00	\$0.00	\$0.00	\$0.00	\$0.00	\$0.00	\$0.00
BVDC NOV/ORDER NULCO MFG CORP	08/21/1989	CONSENT ORDER 05/01/90	\$126,000.00	\$21,000.00 (\$42,000.00 W/ \$21,000.00 SUSPENDED)	\$21,000.00	\$0.00	\$0.00	\$0.00	\$0.00	\$0.00	\$0.00	\$0.00
BVDC NOV/ORDER #2 COLFAX, INC.	03/16/1990	SETTLEMENT AGREEMENT 07/11/90	\$125,000.00	\$12,500.00 (\$20,000.00 W/ \$7,500 SUSPENDED)	\$12,500.00	\$0.00	\$10,117.98	\$10,117.98	\$0.00	2,000.00	\$2,000.00	\$0.00
BVDC NOV/ORDER NEWMAN CROSBY	04/10/1990	CONSENT ORDER 08/20/90	\$10,500.00	\$6,000.00 (\$10,500.00 W/ \$4,500.00 DEFERRED)	\$6,000.00	\$0.00	\$4,403.26	\$4,403.26	\$0.00	\$0.00	\$0.00	\$0.00
BVDC NOV/ORDER #3 COLFAX, INC.	07/06/1990	SETTLEMENT AGREEMENT 09/25/90	\$25,000.00	\$5,000.00	\$5,000.00	\$0.00	\$6,562.15	\$6,562.15	\$0.00	\$0.00	\$0.00	\$0.00
BVDC NOV/ORDER #4 COLFAX, INC.	08/08/1990	SETTLEMENT AGREEMENT 10/16/90	\$380,000.00	\$13,000.00	\$13,000.00	\$0.00	\$42,056.29	\$42,056.29	\$0.00	\$0.00	\$0.00	\$0.00
BVDC NOV/ORDER #5 COLFAX, INC.	12/13/1990	SETTLEMENT AGREEMENT 02/26/91	\$20,000.00	\$0.00	\$0.00	\$0.00	\$2,867.65	\$2,867.65	\$0.00	\$0.00	\$0.00	\$0.00

**TABLE 31**  
**SUMMARY OF ENFORCEMENT ACTIONS THROUGH 12/31/07**  
**BUCKLIN POINT DISTRICT**

ENFORCEMENT ACTION# COMPANY NAME	AO ISSUE DATE	RESOLUTION	ORIGINAL ADMIN. PENALTIES ASSESSED	ADMIN. PENALTIES AWARDED OR AGREED TO	ADMIN. PENALTIES PAID	ADMIN. PENALTIES BALANCE	ENF. COSTS ASSESSED/ AWARDED/ AGREED TO	ENF. COSTS PAID	ENF. COSTS BALANCE	STIPULATED PENALTIES ASSESSED	STIPULATED PENALTIES PAID	STIPULATED PENALTIES BALANCE
BVDC NOV/ORDER MICROFIBRES	07/31/1991	COMPLIED WITH CONDITIONAL ORDER	\$0.00	\$0.00	\$0.00	\$0.00	\$0.00	\$0.00	\$0.00	\$0.00	\$0.00	\$0.00
BVDC NOV VITRUS, INC.	09/17/1991	SETTLEMENT AGREEMENT 10/2/91	\$0.00	\$0.00	\$0.00	\$0.00	\$1,025.54	\$1,025.54	\$0.00	\$0.00	\$0.00	\$0.00
AO #BP-01-92 DORETTE, INC.	04/22/1992	PERMIT FEES PAID FINE WAIVED	\$250.00	\$0.00	\$0.00	\$0.00	\$0.00	\$0.00	\$0.00	\$0.00	\$0.00	\$0.00
AO #BP-02-92 CELTIC PUB	04/22/1992	PERMIT FEES PAID FINE WAIVED	\$100.00	\$0.00	\$0.00	\$0.00	\$0.00	\$0.00	\$0.00	\$0.00	\$0.00	\$0.00
AO #BP-03-92 PIZZA PALACE	04/22/1992	BUSINESS CLOSED FINE WAIVED	\$100.00	\$0.00	\$0.00	\$0.00	\$0.00	\$0.00	\$0.00	\$0.00	\$0.00	\$0.00
AO # BP-04-92 BILL'S RESTAURANT	04/22/1992	PERMIT FEES PAID FINE WAIVED	\$100.00	\$0.00	\$0.00	\$0.00	\$0.00	\$0.00	\$0.00	\$0.00	\$0.00	\$0.00
AO #BP-05-92 CHRISTINE'S OF CUMBERLAND	04/22/1992	PERMIT FEES PAID FINE WAIVED	\$100.00	\$0.00	\$0.00	\$0.00	\$0.00	\$0.00	\$0.00	\$0.00	\$0.00	\$0.00
AO #BP-06-92 VISTAWALL, INC.	04/22/1992	COMPLIED WITH ORDER	\$250.00	\$250.00	\$250.00	\$0.00	\$0.00	\$0.00	\$0.00	\$0.00	\$0.00	\$0.00
AO # BP-07-92 JACY'S SALAD BAR	04/22/1992	BUSINESS CLOSED FINE WAIVED	\$100.00	\$0.00	\$0.00	\$0.00	\$0.00	\$0.00	\$0.00	\$0.00	\$0.00	\$0.00
AO # BP-08-92 KING'S LAUNDRY	04/22/1992	PERMIT FEES PAID FINE WAIVED	\$100.00	\$0.00	\$0.00	\$0.00	\$0.00	\$0.00	\$0.00	\$0.00	\$0.00	\$0.00
AO #BP-09-92 WASHING WELL LAUNDROMAT	04/22/1992	PERMIT FEES PAID FINE WAIVED	\$100.00	\$0.00	\$0.00	\$0.00	\$0.00	\$0.00	\$0.00	\$0.00	\$0.00	\$0.00

**TABLE 31**  
**SUMMARY OF ENFORCEMENT ACTIONS THROUGH 12/31/07**  
**BUCKLIN POINT DISTRICT**

ENFORCEMENT ACTION# COMPANY NAME	AO ISSUE DATE	RESOLUTION	ORIGINAL ADMIN. PENALTIES ASSESSED	ADMIN. PENALTIES AWARDED OR AGREED TO	ADMIN. PENALTIES PAID	ADMIN. PENALTIES BALANCE	ENF. COSTS ASSESSED/ AWARDED/ AGREED TO	ENF. COSTS PAID	ENF. COSTS BALANCE	STIPULATED PENALTIES ASSESSED	STIPULATED PENALTIES PAID	STIPULATED PENALTIES BALANCE
AO #BP-10-92 BRAXTON'S, INC.	04/22/1992	BUSINESS CLOSED FINE WAIVED	\$100.00	\$0.00	\$0.00	\$0.00	\$0.00	\$0.00	\$0.00	\$0.00	\$0.00	\$0.00
AO #BP-11-92 WOODLAWN FISH & CHIPS	04/22/1992	PERMIT FEES PAID FINE WAIVED	\$100.00	\$0.00	\$0.00	\$0.00	\$0.00	\$0.00	\$0.00	\$0.00	\$0.00	\$0.00
AO #BP-12-92 LITTLE ANTHONY'S RESTAURANT	04/22/1992	CHANGED OWNERSHIP FINE WAIVED	\$100.00	\$0.00	\$0.00	\$0.00	\$0.00	\$0.00	\$0.00	\$0.00	\$0.00	\$0.00
AO # BP-13-92 SMITHFIELD AVENUE LAUNDROMAT	04/22/1992	CHANGED OWNERSHIP FINE WAIVED	\$100.00	\$0.00	\$0.00	\$0.00	\$0.00	\$0.00	\$0.00	\$0.00	\$0.00	\$0.00
AO #BP-14-92 JEHA'S TEXACO	04/22/1992	PERMIT FEES PAID FINE WAIVED	\$100.00	\$0.00	\$0.00	\$0.00	\$0.00	\$0.00	\$0.00	\$0.00	\$0.00	\$0.00
AO #BP-15-92 ESTRELA DO MAR RESTAURANT	04/22/1992	PERMIT FEES PAID FINE WAIVED	\$100.00	\$0.00	\$0.00	\$0.00	\$0.00	\$0.00	\$0.00	\$0.00	\$0.00	\$0.00
AO #BP-16-92 RICOTTI'S SANDWICH SHOP	04/22/1992	COMPLIED WITH ORDER	\$100.00	\$100.00	\$100.00	\$0.00	\$0.00	\$0.00	\$0.00	\$0.00	\$0.00	\$0.00
AO #BP-17-92 UNCLE TONY'S PIZZA	04/22/1992	PERMIT FEES PAID FINE WAIVED	\$100.00	\$0.00	\$0.00	\$0.00	\$0.00	\$0.00	\$0.00	\$0.00	\$0.00	\$0.00
AO #BP-18-92 SERRA DE ESTRELA RESTAURANT	04/22/1992	COMPLIED WITH ORDER	\$100.00	\$100.00	\$100.00	\$0.00	\$0.00	\$0.00	\$0.00	\$0.00	\$0.00	\$0.00
AO #BP-19-92 REGINA MFG.	04/22/1992	COMPLIED WITH ORDER	\$100.00	\$100.00	\$100.00	\$0.00	\$0.00	\$0.00	\$0.00	\$0.00	\$0.00	\$0.00
AO #BP-20-92 WOODLAWN CLEANERS & LAUNDRY	04/30/1992	COMPLIED WITH CEASE AND DESIST ORDER	\$0.00	\$0.00	\$0.00	\$0.00	\$0.00	\$0.00	\$0.00	\$0.00	\$0.00	\$0.00

**TABLE 31**  
**SUMMARY OF ENFORCEMENT ACTIONS THROUGH 12/31/07**  
**BUCKLIN POINT DISTRICT**

ENFORCEMENT ACTION# COMPANY NAME	AO ISSUE DATE	RESOLUTION	ORIGINAL ADMIN. PENALTIES ASSESSED	ADMIN. PENALTIES AWARDED OR AGREED TO	ADMIN. PENALTIES PAID	ADMIN. PENALTIES BALANCE	ENF. COSTS ASSESSED/ AWARDED/ AGREED TO	ENF. COSTS PAID	ENF. COSTS BALANCE	STIPULATED PENALTIES ASSESSED	STIPULATED PENALTIES PAID	STIPULATED PENALTIES BALANCE
AO #BP-21-92 STANDARD UNIFORM SERVICES	06/17/1992	COMPLIED WITH CEASE AND DESIST ORDER	\$0.00	\$0.00	\$0.00	\$0.00	\$0.00	\$0.00	\$0.00	\$0.00	\$0.00	\$0.00
AO #BP-22-92 METROPOLITAN PLATING	04/22/1992	OUTSTDG FEES RESCINDED SUBJ. TO SHUTDOWN	\$5,500.00	\$0.00	\$0.00	\$0.00	\$0.00	\$0.00	\$0.00	\$0.00	\$0.00	\$0.00
AO #BP-23-92 CHN ANODIZING	06/18/1992	CONSENT ORDER 03/30/93	\$17,500.00	\$7,000.00	\$7,000.00	\$0.00	\$262.50	\$262.50	\$0.00	\$0.00	\$0.00	\$0.00
AO #BP-24-92 PARAMOUNT CARDS	06/18/1992	CONSENT ORDER 02/09/93	\$17,500.00	\$2,000.00	\$2,000.00	\$0.00	\$250.00	\$250.00	\$0.00	\$0.00	\$0.00	\$0.00
AO #BP-26-92 SLATER SCREEN PRINT	03/10/1992	CONSENT ORDER 01/01/94	\$18,000.00	\$9,000.00	\$9,000.00	\$0.00	\$250.00	\$250.00	\$0.00	\$0.00	\$0.00	\$0.00
AO # BP-28-92 A.T.CROSS CO.	02/06/1992	CONSENT ORDER 03/31/93	\$3,250.00	\$1,000.00	\$1,000.00	\$0.00	\$0.00	\$0.00	\$0.00	\$0.00	\$0.00	\$0.00
AO #BV-02-93 SLATER SCREEN PRINT	03/18/1993	CONSENT ORDER 01/01/94	\$25,000.00	\$5,000.00	\$5,000.00	\$0.00	\$500.00	\$500.00	\$0.00	\$6,500.00	\$6,500.00	\$0.00
AO #BV-03-93 ELIZABETH WEBBING MILLS	05/04/1993	CONSENT ORDER 10/12/93	\$25,000.00	\$3,000.00	\$3,000.00	\$0.00	\$250.00	\$250.00	\$0.00	\$0.00	\$0.00	\$0.00
AO #BV-04-93 CHN ANODIZING	07/19/1993	CONSENT ORDER 03/08/94	\$25,000.00	\$5,000.00	\$5,000.00	\$0.00	\$500.00	\$500.00	\$0.00	\$0.00	\$0.00	\$0.00
AO #BV-05-93 STANDARD UNIFORM	10/29/1993	CONSENT ORDER 05/03/94	\$18,000.00	\$11,000.00	\$11,000.00	\$0.00	\$500.00	\$500.00	\$0.00	\$0.00	\$0.00	\$0.00
AO #BV-06-93 BILL'S RESTAURANT	10/29/1993	COMPLIED WITH ORDER FINE RESCINDED	\$3,000.00	\$0.00	\$0.00	\$0.00	\$0.00	\$0.00	\$0.00	\$0.00	\$0.00	\$0.00

**TABLE 31**  
**SUMMARY OF ENFORCEMENT ACTIONS THROUGH 12/31/07**  
**BUCKLIN POINT DISTRICT**

ENFORCEMENT ACTION# COMPANY NAME	AO ISSUE DATE	RESOLUTION	ORIGINAL ADMIN. PENALTIES ASSESSED	ADMIN. PENALTIES AWARDED OR AGREED TO	ADMIN. PENALTIES PAID	ADMIN. PENALTIES BALANCE	ENF. COSTS ASSESSED/ AWARDED/ AGREED TO	ENF. COSTS PAID	ENF. COSTS BALANCE	STIPULATED PENALTIES ASSESSED	STIPULATED PENALTIES PAID	STIPULATED PENALTIES BALANCE
AO # BV-01-94 AAFCO, INC.	03/17/1994	CONSENT ORDER 09/26/96	\$11,000.00	\$6000 (SEP)	\$6000 (SEP)	\$0.00	\$250.00	\$250.00	\$0.00	\$0.00	\$0.00	\$0.00
AO #BV-02-94 UNCLE TONY'S PIZZA & PASTA	07/12/1994	CONSENT ORDER 11/21/94	\$12,000.00	PUBLIC AWARENESS PROJECT	\$0.00	\$0.00	\$0.00	\$0.00	\$0.00	\$0.00	\$0.00	\$0.00
AO #BV-03-94 MCDONALD'S RESTAURANT	07/19/1994	CONSENT ORDER 11/01/94	\$10,000.00	\$5,000.00	\$5,000.00	\$0.00	\$0.00	\$0.00	\$0.00	\$0.00	\$0.00	\$0.00
AO #BV-04-94 MCCONNELL & CARPENTER	07/28/1994	COMPLIED WITH ORDER	\$0.00 COMPLIANCE ORDER	\$0.00	\$0.00	\$0.00	\$0.00	\$0.00	\$0.00	\$0.00	\$0.00	\$0.00
AO #BV-05-94 COLFAX	10/13/1994	CONSENT ORDER 01/09/95	\$5,000.00	\$5,000.00	\$5,000.00	\$0.00	\$0.00	\$0.00	\$0.00	\$0.00	\$0.00	\$0.00
AO #BV-07-94 UNCLE BEAN'S DINER	10/07/1994	CONSENT ORDER 12/06/94 BUSINESS CLOSED	\$10,000.00	\$1,000.00	\$183.34	\$816.66	\$0.00	\$0.00	\$0.00	\$0.00	\$0.00	\$0.00
AO #BV-01-95 LIBERTY PLATING	01/04/1995	CONSENT ORDER 08/03/95	\$75,000.00	\$6,000.00	\$6,000.00	\$0.00	\$250.00	\$250.00	\$0.00	\$0.00	\$0.00	\$0.00
AO #BV-02-95 JOSEPH'S FAMILY RESTAURANT	02/08/1995	COMPLIED WITH ORDER	\$0.00 COMPLIANCE ORDER	\$0.00	\$0.00	\$0.00	\$0.00	\$0.00	\$0.00	\$0.00	\$0.00	\$0.00
AO #BV-03-95 SCOLA ENTERPRISES, INC.	05/30/1995	CONSENT ORDER 10/04/95	\$20,000.00	\$4,000.00	\$4,000.00	\$0.00	\$250.00	\$250.00	\$0.00	\$0.00	\$0.00	\$0.00
AO #BV-04-95 ELIZABETH WEBBING	10/02/1995	CONSENT ORDER 02/26/97	\$50,000.00	\$35,000.00 (SEP)	\$35,000.00 (SEP)	\$0.00	\$750.00	\$750.00	\$0.00	\$0.00	\$0.00	\$0.00
AO #BV-05-95 SLATER SCREEN PRINT	10/31/1995	CONSENT ORDER 11/20/97	\$150,000.00	\$35,000.00 \$5,000. (SEP)	\$35,000.00 \$5,000. (SEP)	\$0.00	\$0.00	\$0.00	\$0.00	\$5,500.00	\$5,500.00	\$0.00



**TABLE 31**  
**SUMMARY OF ENFORCEMENT ACTIONS THROUGH 12/31/07**  
**BUCKLIN POINT DISTRICT**

ENFORCEMENT ACTION# COMPANY NAME	AO ISSUE DATE	RESOLUTION	ORIGINAL ADMIN. PENALTIES ASSESSED	ADMIN. PENALTIES AWARDED OR AGREED TO	ADMIN. PENALTIES PAID	ADMIN. PENALTIES BALANCE	ENF. COSTS ASSESSED/ AWARDED/ AGREED TO	ENF. COSTS PAID	ENF. COSTS BALANCE	STIPULATED PENALTIES ASSESSED	STIPULATED PENALTIES PAID	STIPULATED PENALTIES BALANCE
AO #BV-06-95 TEKNOR APEX COMPANY	11/02/1995	CONSENT ORDER 06/19/96	\$6,000.00	\$3000.00 \$3,000.00 (SEP)	\$3,000.00	\$0.00	\$250.00	\$250.00	\$0.00	\$0.00	\$0.00	\$0.00
AO #BV-01-96 STI, INC.	05/15/1996	CONSENT ORDER 07/31/96	\$7,000.00	\$500.00	\$500.00	\$0.00	\$0.00	\$0.00	\$0.00	\$0.00	\$0.00	\$0.00
AO #BV-02-96 MOBIL OIL CORPORATION	05/15/1996	AO RESCINDED	\$10,000.00	\$0.00	\$0.00	\$0.00	\$0.00	\$0.00	\$0.00	\$0.00	\$0.00	\$0.00
AO #BV-03-96 MICROFIBRES, INC.	06/12/1996	CONSENT ORDER 04/10/97	\$0.00 COMPLIANCE ORDER	\$0.00	\$0.00	\$0.00	\$0.00	\$0.00	\$0.00	\$0.00	\$0.00	\$0.00
AO #BV-01-97 EL PANAL RESTAURANT	06/12/1997	AO RESCINDED	\$5,000.00	\$0.00	\$0.00	\$0.00	\$0.00	\$0.00	\$0.00	\$0.00	\$0.00	\$0.00
AO #BV-02-97 REGEN CORPORATION	11/20/1997	PERMIT FEES PAID CONSENT ORDER	\$5,000.00	\$500.00	\$500.00	\$0.00	\$250.00	\$250.00	\$0.00	\$0.00	\$0.00	\$0.00
AO #BV-01-98 BOWCAM CONTAINERS	05/19/1998	COMPLIED WITH ORDER	\$2,000.00	\$2,000.00	\$2,000.00	\$0.00	\$0.00	\$0.00	\$0.00	\$0.00	\$0.00	\$0.00
AO #BV-02-98 NATIONAL RING TRAVELER	05/27/1998	CONSENT ORDER 07/28/99	\$33,000.00	\$16,000.00	\$16,000.00	\$0.00	\$0.00	\$0.00	\$0.00	\$0.00	\$0.00	\$0.00
AO #BV-03-98 MICROFIBRES, INC.	12/08/1998	CONSENT ORDER 05/17/01	\$112,000.00	\$25,000.00	\$25,000.00	\$0.00	\$0.00	\$0.00	\$0.00	\$0.00	\$0.00	\$0.00
AO #BV-04-98 ELIZABETH WEBBING MILLS, INC.	12/10/1998	COMPANY BANKRUPT	\$134,000.00	\$134,000.00	\$0.00	\$134,000.00	\$0.00	\$0.00	\$0.00	\$0.00	\$0.00	\$0.00
AO #BV-05-98 CHN ANODIZING	12/10/1998	CONSENT ORDER 03/18/99	\$30,000.00	\$12,000.00	\$12,000.00	\$0.00	\$0.00	\$0.00	\$0.00	\$175.00	\$175.00	\$0.00

**TABLE 31  
SUMMARY OF ENFORCEMENT ACTIONS THROUGH 12/31/07  
BUCKLIN POINT DISTRICT**

ENFORCEMENT ACTION# COMPANY NAME	AO ISSUE DATE	RESOLUTION	ORIGINAL ADMIN. PENALTIES ASSESSED	ADMIN. PENALTIES AWARDED OR AGREED TO	ADMIN. PENALTIES PAID	ADMIN. PENALTIES BALANCE	ENF. COSTS ASSESSED/ AWARDED/ AGREED TO	ENF. COSTS PAID	ENF. COSTS BALANCE	STIPULATED PENALTIES ASSESSED	STIPULATED PENALTIES PAID	STIPULATED PENALTIES BALANCE
AO #BV-01-99 TANURY INDUSTRIES	06/08/1999	CONSENT ORDER 08/03/99	\$22,000.00	\$9,800.00	\$9,800.00	\$0.00	\$0.00	\$0.00	\$0.00	\$900.00 AGREED UPON \$600	\$600.00	\$0.00
AO #BV-02-99 BRISTOL COUNTY SEPTIC, INC.	12/22/1999	CONSENT ORDER 08/09/00	\$30,000.00	\$1,000.00	\$1,000.00	\$0.00	\$0.00	\$0.00	\$0.00	\$0.00	\$0.00	\$0.00
AO #BV-01-00 ELIZABETH WEBBING MILLS, CO., INC.	06/29/2000	COMPANY IN BANKRUPTCY	\$0.00 COMPLIANCE ORDER	\$0.00	\$0.00	\$0.00	\$0.00	\$0.00	\$0.00	\$0.00	\$0.00	\$0.00
AO #BV-02-00 WOODLAWN LAUNDRY & CLEANERS	12/28/2000	CONSENT ORDER NOT SIGNED COMPANY CLOSED	\$2,500.00	\$0.00	\$0.00	\$0.00	\$0.00	\$0.00	\$0.00	\$0.00	\$0.00	\$0.00
AO#BV-01-02 CENTRAL SOYA COMPANY, INC.	02/21/2002	AO RESCINDED	\$100,000	\$0.00	\$0.00	\$0.00	\$0.00	\$0.00	\$0.00	\$0.00	\$0.00	\$0.00
AO#BV-02-02 D.C.L. d/b/a SEWERMAN	04/22/2002	CONSENT ORDER 06/11/02	\$30,000.00	\$5,000.00	\$5,000.00	\$0.00	\$0.00	\$0.00	\$0.00	\$0.00	\$0.00	\$0.00
AO#BV-03-02 C.H.N. ANODIZING	6/28/2002	CONSENT ORDER 8/20/02	\$1,500.00	\$500.00	\$500.00	\$0.00	\$250.00	\$250.00	\$0.00	\$50.00	\$100.00	\$0.00
AO#BV-04-02 INSTANT SEPTIC ENVIRONMENTAL SERVICES	08/08/2002	HEARING HELD DECISION 8/13/04 COMPLAINT FILED COMPANY OUT OF BUSINESS	\$20,000.00	\$20,000.00 (AWARDED AT HEARING)	\$0.00	\$20,000.00	\$0.00	\$0.00	\$0.00	\$0.00	\$0.00	\$0.00
AO#BV-05-02 ESTRELA DO MAR	09/23/2002	CONSENT JUDGMENT 3/24/03	\$5,000.00	\$5,000.00	\$5,000.00	\$0.00	\$0.00	\$0.00	\$0.00	\$0.00	\$0.00	\$0.00
AO #BV-01-03 C.H.N. ANODIZING	03/27/2003	CONSENT ORDER 8/6/04	\$50,000	\$12,000.00	\$12,000.00	\$0.00	\$0.00	\$0.00	\$0.00	\$0.00	\$0.00	\$0.00
AO #BV-01-05 TANURY INDUSTRIES	9/14/2005	CONSENT ORDER 12/31/05	\$108,500.00	\$24,000.00 (\$94,000.00 W/\$70,000.00 SUSPENDED)	\$24,000.00	\$0.00	\$0.00	\$0.00	\$0.00	\$0.00	\$0.00	\$0.00

**TABLE 31**  
**SUMMARY OF ENFORCEMENT ACTIONS THROUGH 12/31/07**  
**BUCKLIN POINT DISTRICT**

ENFORCEMENT ACTION# COMPANY NAME	AO ISSUE DATE	RESOLUTION	ORIGINAL ADMIN. PENALTIES ASSESSED	ADMIN. PENALTIES AWARDED OR AGREED TO	ADMIN. PENALTIES PAID	ADMIN. PENALTIES BALANCE	ENF. COSTS ASSESSED/ AWARDED/ AGREED TO	ENF. COSTS PAID	ENF. COSTS BALANCE	STIPULATED PENALTIES ASSESSED	STIPULATED PENALTIES PAID	STIPULATED PENALTIES BALANCE
AO #BV-01-07 KIK CUSTOM PRODUCTS, INC.	9/10/2007	Pending Negotiations	\$109,500	\$109,500	\$0.00	\$109,500	\$0.00	\$0.00	\$0.00	\$0.00	\$0.00	\$0.00

*VII. SPECIAL PROJECTS AND  
PROGRAMS*

## **Introduction**

The Narragansett Bay Commission (NBC) implements many special projects, programs and studies to reduce and control the discharge of toxic and other non-conventional pollutants from industrial, commercial, and residential sewer users. These projects and programs are a team effort consisting of many sections of the NBC, including the Pretreatment, Environmental, Safety & Technical Assistance (ESTA), Permits & Planning, Laboratory and Environmental Monitoring & Data Analysis (EMDA) Sections.

The Pretreatment Section implements many special projects and programs and educates users to reduce and control the release of toxics to the sewerage system. The Pretreatment Program controls, reduces and prevents pollutant discharges by issuing discharge permits to industrial and commercial users. These discharge permits may require installation of pretreatment systems and implementation of Spill and Slug Prevention Control Plans.

In addition to the Pretreatment Section reducing toxic discharges through its permitting and educational programs, the ESTA Section further reduces toxic loadings to the two NBC wastewater treatment facilities by providing free technical assistance and educational programs to local industries. Through this program, the NBC educates firms about pollution prevention measures, such as product substitutions, so that hazardous materials can be eliminated from process operations and toxic byproducts are not generated or discharged.

The EMDA Section routinely samples permitted NBC users to assist the Pretreatment Section evaluate user compliance with discharge limitations. EMDA also conducts water quality studies in the receiving waters of the NBC treatment facilities, contribute to the statewide effort of many agencies, institutions and organizations to understand the problems and determine the solutions needed to make all of Narragansett Bay open for all recreation and economic activities. The Laboratory Section operates daily to analyze the thousands of samples delivered by EMDA.

In 2007, EMDA's activities continued to evolve beyond its historical role within the NBC. The EMDA Section performs wastewater sampling at the two treatment facilities 365 days a year as well as user and manhole monitoring for the Pretreatment Program. EMDA routinely analyzed data, conducted and completed studies, examined the impact of wastewater treatment facility effluent on receiving waters, improved and expanded existing projects, further developed education and public outreach projects, and volunteered staff time to Bay-wide multi-agency research projects. This Chapter details the special projects, studies, and programs that the Pretreatment, ESTA, Permits & Planning, EMDA and Laboratory Sections have worked on in 2007.

## **Status of Projects, Programs and Studies**

### **Environmental, Safety and Technical Assistance (ESTA) Program**

The NBC initiated a pollution prevention technical assistance program in September of 1991 with the assistance of a \$300,000 grant from the U.S. Environmental Protection Agency's (EPA) Pollution Prevention Incentives for States (PPIS) Program for the purpose of promoting the use of pollution prevention and source reduction techniques and technologies among the industrial community serviced by the NBC. In 2006 the name of the NBC Pollution Prevention Section was changed to the Environmental, Safety & Technical Assistance (ESTA) Section to recognize the many responsibilities performed by this Section with regards to offering technical assistance both internally and externally in the areas of safety, environmental compliance and energy conservation, as well as pollution prevention. The ESTA Section continues to assist the industrial community with implementing pollution prevention techniques and technologies that result in less waste generation, smoother running and less costly operations, and improved environmental regulatory compliance. The ESTA Section's pollution prevention services are free of charge, non-regulatory and confidential.

The goals and objectives of the ESTA Section's pollution prevention efforts are to:

- Promote pollution prevention philosophies and methodologies among the industrial users of the NBC system;
- Identify and address regulatory and non-regulatory barriers and incentives to implementing source reduction and pollution prevention activities;
- Develop a readily available, easily accessible and efficient source of pollution prevention information for use by the industrial community.

The ESTA staff performs technical assistance site visits of NBC industrial users, organizes and conducts workshops and seminars, and produces educational fact-sheets. The NBC ESTA staff conducted more than 40 individual site visits during 2007 on a variety of pollution prevention and environmental regulatory compliance improvement projects.

### **NBC's ESTA Section's Pollution Prevention Activities**

Since the creation of the "Pollution Prevention Program" in 1991 NBC has been awarded many additional PPIS grants and several grants from other sources to initiate a variety of industrial user environmental educational and technical assistance programs. TABLE 32 summarizes the project periods and funding amounts for each of these grant awards.

**TABLE 32****Summary of Grant Awards**

<b>Program</b>	<b>Grant ID#</b>	<b>Project Period</b>	<b>Original Grant Award</b>
Initial Pollution Prevention	NP818873-01-0	10/01/91 - 09/30/97	\$300,000
Training Grant – CCRI Pollution Prevention Course	NP991705-01-1	10/01/95 - 09/30/98	\$60,000
Clean P2 – Regulatory Relief Program	NP991756-01-0	10/01/96 - 09/30/00	\$85,000
NBC Metal Finishing 2000 Program	NP991195-01-0	10/01/97 - 09/30/00	\$35,000
NBC Metal Finishing Seminars	NP991402-01-0	07/01/98 - 09/30/00	\$25,000
Environmental Management Systems	NP991679-01-0	10/01/99 - 09/30/01	\$32,000
Environmental Best Management Practices	NP98121801-0	10/01/00 - 03/31/03	\$35,000
MP&M Pollution Prévention Audits	NP98142601	10/01/01 - 09/30/03	\$50,000
Pollution Prevention in RI Hospitals	NP98154501-0	10/01/02 - 09/30/04	\$25,000
Auto Salve Yard Pollution Prevention	NP98182201-0	10/01/03 - 09/30/05	\$25,000
Stormwater Pollution Prevention	NP97107901-0	10/01/04 - 12/31/07	\$35,000
Energy Conservation	NP97126001-0	10/01/05 - 09/30/08	\$35,000
Renewable Energy - Wind	RI State Energy Grant	07/01/06 - 09/30/08	\$25,000
Renewable Energy – Biogas	RI State Energy Grant	07/01/06 - 09/30/08	\$25,000
Total PPIS Grants Awards To NBC			\$742,000

In addition to grant funded projects, the ESTA Section is involved with numerous environmental programs and projects that promote the use of pollution prevention and sound environmental management practices among NBC users and the industrial community throughout the State of Rhode Island. Detailed descriptions of both grant funded and NBC funded programs and projects are as follows:

- ***National Metal Finishing Strategic Goals Program*** - The National Strategic Goals Program (SGP) was developed by a group of stakeholders brought together by EPA through the Common Sense Initiative (CSI). Stakeholders include representatives from the metal finishing industry, state and local governments, environmental interest groups, labor organizations, and public interest groups, as well as the EPA headquarters and regional offices.

This voluntary program encouraged participants to reach "beyond compliance" by achieving established environmental goals by 2002. These goals included conservation of water, energy, and metals, reduction in hazardous waste generation and air emissions, and improved economic paybacks associated with environmental compliance costs. Participants were provided with incentives such as technical assistance and regulatory flexibility as rewards for committing to and achieving established goals.

In May 2000, the NBC awarded a \$15,000 grant to the Rhode Island Council of Electroplaters (RICE) to help NBC's then Pollution Prevention Program assist companies to gather and report required data elements. NBC continued working with RICE on SGP related activities throughout 2001 and as of December 2001 a total of twenty metal finishing companies had formally signed onto the SGP. The NBC has been involved with SGP and the CSI since the inception of the CSI in 1993.

The NBC remains an active force behind SGP initiatives and continues to offer pollution prevention technical assistance to many local metal finishing companies. The NBC is also working with the local metal finishing industry through the American Electroplaters and Surface Finishers Society (AESF) with both the ESTA Manager and Pollution Prevention Engineer are appointed board members of the Providence and South Attleboro branch of the AESF.

- ***Environmental Management System Program*** - In October 1999 the NBC was awarded \$32,000 in matching grant funds from EPA's PPIS Grant program to initiate a program that will train and assist the industrial community to develop site specific Environmental Management Systems (EMS).

An EMS is a structured, systematic approach for identifying, addressing, and managing all environmental activities within a facility or organization. Any EMS developed as part of this program will be company specific and will take into account all operations that affect the environment, including: pollution prevention, waste management, wastewater treatment, employee education, air pollution control, emergency response and accidental releases. A well-established EMS program that has management support will result in a company wide environmental awareness among employees, contributing to the company's overall environmental performance. The success achieved by each participating company was measured in part through the following:

- Improved environmental wastewater quality. The NBC tracked all industrial self-monitoring and NBC compliance monitoring information in a computer database.



- Improved housekeeping. The NBC and RIDEM regulatory inspectors should detect noticed improvements in participating companies' environmental program organization and general facility housekeeping practices. This should be evidenced by fewer violations being noted during inspections and positive comments being made on inspection reports;
- More Significant Industrial Users (SIU) achieving 100% full compliance with NBC requirements. The NBC annually recognizes all SIUs that have achieved full compliance with all NBC regulatory requirements during the previous calendar year. Each year NBC awards these companies with a plaque and publishes their names and accomplishments in the Providence Journal and Providence Business News. The success of this program should result in more companies being recognized for achieving this level of compliance.

In early 2001, the NBC contracted with the consulting firm of Camp Dresser and McKee to conduct a series of half-day Environmental Management System (EMS) development workshops which consisted of an introductory session and eight modules. These modules covered all aspects of creating an EMS program from developing an environmental policy, planning, implementation, audits, to managements review and implementation. These workshops were attended by more than 35 representatives from fifteen local businesses, RIDEM and NBC.

NBC continues to work with the local industrial community to develop and utilize various aspects of an EMS and continues to promote the use of EMSs through the ESTA Program technical assistance efforts.

- ***Pollution Prevention for Hospitals and Health Care Facilities*** – In September 2002, NBC was awarded \$25,000 from EPA to initiate a Pollution Prevention Technical Assistance Program for Hospitals and Health Care Facilities. Through this program ESTA and Pretreatment staff with assistance from URI, RIDEM and the Rhode Island Dental Association conducted Environmental Compliance/Pollution Prevention Audits of a select grouping of hospitals, health care and/or dental facilities located within NBC service district. These audits focused on identifying the source of pollutants and quantifying the amounts of individual pollutants being released to the environment. Information gained through these audits helps NBC to direct additional technical assistance and education efforts and identify environmental metrics by which to measure the overall environmental performance of healthcare facilities. Pollutants and operations reviewed as part of these audits included:
  - Replacement of mercury containing equipment such as thermometers and blood pressure instruments;
  - Management, disposal and minimization of laboratory waste including solvent waste, acid and caustic wastewater and toxic and/or infectious waste;
  - Proper identification and management of medical waste;
  - Proper management and disposal of pharmaceutical wastes;

- Management and disposal of fixer, developer and rinse water from X-ray processing;
- Proper management and disposal of amalgam waste associated with dental procedures.

Using the findings of these audits the NBC did the following:

- Organized and sponsored a pollution prevention/environmental compliance educational workshop for all of Rhode Island's health care industry and to help identify and quantify what should be considered "superior environmental performance" by the health care industry.
- Identify environmental performance metrics to measure the success these education efforts have on the local health care industry and to help identify and quantify what should be considered "superior environmental performance" by the health care industry.
- Identify ways of recognizing healthcare facilities that achieve a superior level of environmental performance.
- Develop a set of Best Management Practices for dental and healthcare facilities to be incorporated in wastewater discharge permits.

NBC continues to work on pollution prevention efforts with Rhode Island's healthcare community through EPA's Hospitals for a Healthy Environment Program.

- ***Pollution Prevention for Auto Salvage Yards*** - In October 2003 NBC received a \$25,000 matching funds grant to initiate a pollution prevention and environmental compliance assistance project for Auto-Salvage Yards. As part of this project, ESTA and Pretreatment staff with assistance from URI and RIDEM conducted Environmental Compliance/Pollution Prevention Assessment of a select grouping of auto salvage yards/facilities located within NBC's servicing district. These assessments focused on identifying the source of pollutants and quantifying the amounts of individual pollutants released to the environment. Information gained through these audits assisted the NBC to direct additional technical assistance and education efforts and identify environmental metrics to measure the overall environmental performance of auto salvage facilities on a statewide basis. Pollutant and operations assessed as part of these audits included:
  - Recovery and management of mercury containing devices such as mercury switches in automobiles,
  - Management, disposal/recycling of automobile tires,
  - Tracking and minimizing the generation of hazardous waste,
  - Management and disposal of waste automotive oil and other vehicle fluids.

Using the findings and results of these audits, the NBC has:

- Organized and sponsor two pollution prevention/environmental compliance educational workshop for all of Rhode Island auto salvage facilities,
- Develop an set of Environmental Best Management Practices for the Management Lead Acid Batteries,
- Assisted RIDEM with developing and implementing a Environmental Results Program (ERP) for Auto Salvage Yards

NBC continues to work with Rhode Island Auto Salvage Yard community through RIDEM's Auto Salvage ERP.

- ***Stormwater Pollution Prevention*** – In October 2004 NBC was awarded a \$35,000 EPA Pollution Prevention Grant to address stormwater management issues. This project has focused on two stormwater issues – management of stormwater runoff from industrial and commercial sources and MS4s in urbanized areas and identification, quantification and minimization of industrial and commercial operations on CSO discharges.

- Stormwater Management

The NBC's Rules and Regulations prohibit the discharge of stormwater to a public sewer unless the NBC determines that a combined sewer is the only reasonable means available for disposal. In order to help address this issue NBC is developing a set of Best Management Practices for minimizing stormwater discharges. Information contained in these Best Management Practices is based on NBC's experiences working with industrial/commercial users that have developed successful stormwater management programs along with information found in existing stormwater management best management practices.

- CSO Discharges

ESTA and Pretreatment staff with assistance from and in cooperation with URI and RIDEM will identify industrial/commercial facilities within the NBC service districts that have the potential to impact CSO discharges. ESTA staff are currently conducting Environmental Compliance/ Pollution Prevention Assessment of a select grouping of these facilities in order to identify the various sources of pollutants and ways of preventing/minimizing pollutant discharges. Information gained through these assessments will help NBC to direct additional technical assistance and educational efforts to the wider universe of industrial/ commercial users and will help to identify environmental performance metrics by which to measure the overall success of project efforts.

The ESTA Section continues to assist the Interceptor Maintenance (IM) Section as they develop and implement a CMOM Program. The IM Section is responsible for maintaining more than 96 miles of NBC owned interceptor sewers, seven pump stations, 84 regulators, 32 tide gates, 500 catch basins and 66 CSOs. Information collected through this pollution prevention project will help with identifying environmental objectives and targets within the IM CMOM.

- ***Energy Conservation Program*** – In October 2005 NBC was awarded a \$35,000 Pollution Prevention Grant from EPA to initiate a program to investigate energy conservation and renewable energy opportunities at the NBC. Municipal wastewater treatment operations utilize tremendous amounts of energy. With current rising energy costs, safety and environmental impact concerns over the storage and use of conventional fuels such as liquefied natural gas, petroleum derived fuels and nuclear energy, it is imperative that wastewater treatment facilities have an in-depth understanding of available energy conservation techniques and alternative energy sources.

As part of this project NBC is conducting detailed energy audits of its various facilities and operations in order to identify energy conservation opportunities and is researching the feasibility of utilizing renewable energy on a large scale to reduce its dependency on more conventional non-renewable energy sources.

Renewable energy sources investigated have included:

- Low impact hydroelectric energy captured from wastewater flow;
- Wind derived energy;
- Fuel Cells utilizing
  - Bio-gas;
  - Hydrogen derived from solar electro-dialyses of treated wastewater effluent;
  - Energy derived from nitrification/de-nitrification chemical reactions;
- Geothermal energy;
- Solar energy.

Information collected as part of these energy audits and studies will be used to develop written energy use and conservation best management practices and fact sheets to help other wastewater treatment plants make informed decisions regarding their energy use and conservation practices. Overall project results will be presented to other Rhode Island and regional wastewater treatment facilities as part of an energy use workshop.

In March 2006 NBC applied for and received \$50,000 in grant funds from the Rhode Island Office of Energy to conduct feasibility studies into the use of Wind Energy at the Field's Point WWTF and bio-gas in a Combined Heat and Energy Process (CHP) at Bucklin Point WWTF. In October 2006 NBC received approval from the Internal Revenue Service to issue \$2.6 million in Clean Renewable Energy Bonds (CREB) to implement these projects.

## **NBC Environmental Merit Award Program**

In June 2007, the NBC held its thirteenth annual Environmental Merit Awards ceremony to recognize companies that have demonstrated environmental efforts and commitments that go beyond that of compliance requirements. As part of this awards program, the NBC also recognizes all Significant Industrial Users (SIU) that have achieved full compliance with all NBC requirements during the previous calendar year.

The 13<sup>th</sup> annual NBC Environmental Merit Awards event was held on June 13, 2007 at the Providence Marriot. At this event, the NBC recognized one company for their extraordinary pollution prevention efforts with the presentation of an Environmental Merit Awards, thirteen companies with Perfect Compliance Awards for achieving 100% compliance with all NBC regulatory requirements and one company was recognized for their efforts with managing stormwater. The award winning firms are as follows:

### **Pollution Prevention:**

The Colibri Group

### **Stormwater Management:**

Rhode Island Hospital

### **Perfect Compliance:**

A. Harrison & Company, Inc.  
Electrolizing Inc.  
Callico Metals, Inc. d/b/a Oster Pewter  
John H. Collins & Sons  
Handy & Harman Electronic Materials Group  
Induplate, Inc.  
Darlene Group, Inc.  
Dominion Energy Manchester Street, Inc.  
Charisma Manufacturing Company, Inc.  
Osram Sylvania Products, Inc.  
Popper Precision Instruments, Inc.  
Spencer Plating Company, Inc.  
Truex, Inc.



Each award recipient received a plaque and had their company name and environmental accomplishments published in the Providence Journal and Providence Business News. Additionally, each company receives an NBC Pollution Prevention/Perfect Compliance Seal that can be used on each firm's letterhead as a testimonial of their accomplishments. Applications for 2007 NBC Environmental Merit Awards will be sent out in March 2008 and the presentation of these awards will take place in June 2008.

### **Water Audit and Technical Assistance Program**

The NBC Water Audit & Technical Assistance Program was established with the goals of reducing water use and wastewater production of its major water users and to minimize where possible, the NBC's capital expenditures towards sewer facility improvements and/or expansion due to increased wastewater flow. Given these goals, the NBC Water Audit & Technical Assistance Program assists commercial, industrial, and institutional customers to utilize water more efficiently and ultimately reduce wastewater flow into the sewer system.

The NBC Water Audit & Technical Assistance Program is non-regulatory, free of charge and voluntary. It typically consists of the following:

- Reviewing the customer's water sources and water-using systems;
- Developing and recommending methods and procedures to reduce the customer's water usage;
- Evaluating the cost-effectiveness of these recommendations;
- Assisting the customer in implementing these recommendations;
- Tracking the customer's future water use to determine the effectiveness of these new methods and procedures.

As part of a water audit, the NBC supplies our participants with reports containing recommendations and cost/benefit analyses of saving water. Water Audit Reports provide a breakdown of current water usage, recommends water reduction methods, and summarizes the cost savings for their water, sewer, and heating bills. By compiling these reports, the NBC can obtain valuable information about future flows into its sewer system. During 2007, ESTA staff conducted audits that included a review of water use and investigated the potential for water reduction at several metal finishing companies.

### **Sewer Connection Permit Program**

Since 1982, the NBC has been reviewing all applicants' requests to connect to its sewer system either directly to NBC owned and maintained sewers, or indirectly to City/Town maintained sewer lines. The sewer connection permit process is necessary to ensure that the structural integrity of the sewer line is preserved, to control and monitor wastewater flow capacity, to minimize storm water discharges, to control toxic pollutant discharges, to maintain quality customer service and to ensure accurate billing of new users.

Open communication is an integral part of the sewer connection permit process. Once a permit application is received, the Permits & Planning Section reviews it for accuracy and adequacy, then forwards it for further review and comment to various NBC sections. The sections that may be required to review the permit application include Pretreatment, Interceptor Maintenance, and Engineering.

As the Permit & Planning Section receives comments from the various sections, they are compiled and addressed. After all comments have been satisfactorily addressed, a permit is prepared and issued. In 1994, the Permit & Planning Section recognized the need for a database management computer program to efficiently and effectively analyze data such as changing wastewater flow per district or by City/Town, generate reports such as customer listing for the Customer Service Section, and most importantly, to expedite the Sewer Connection Permitting process. In 2007, 375 Sewer Connection Permits Applications were processed, the majority of which were for residential connections. The Pretreatment Section reviewed 26 of the 375 sewer connection permit requests in 2007. Twenty sewer connection permits resulted in users required to obtain a Wastewater Discharge Permit.

Permits & Planning staff regularly work with building officials and developers to implement Storm Water Management for new construction projects. Storm Water Management Plans must evaluate storm water mitigation that includes the use of Low Impact Development (LID) or Best Management Practices to eliminate or reduce storm water flows to the treatment facilities as well as the investigation of alternative options to direct discharges into natural waterways. By requiring these plans and LID approximately 3,905,096 gallons of storm flow for a 25 year storm and approximately 1,271,504 gallons for a three month storm were eliminated from Fields Point in 2007.

### **Silver & Mercury Loading Reduction Programs**

On September 30, 1992 the RIDEM Division of Water Resources issued RIPDES Permit Number RI0100315 to the Narragansett Bay Commission for the Field's Point Treatment Facility. This RIPDES permit established for the first time effluent discharge limitations for heavy metals and various other toxics. The monthly average RIPDES discharge limitation established for Total Silver was very stringent, 1.6 micrograms per liter. In order for the NBC to regularly meet this effluent discharge limitation, the agency immediately took aggressive action in the form of regulation and education of users.

The majority of users discharging silver bearing wastestreams into the NBC sewer system are small non-significant commercial and industrial users, while a small portion of the silver loading is generated from residential users conducting home photo darkroom operations. The Pretreatment Section implemented an aggressive regulatory approach to reduce the silver loading from non-significant commercial and industrial users. This regulatory approach included the permitting of many users, including colleges and technical schools which have photo darkrooms, doctor and dentist offices, and other medical facilities which develop x-rays, previously unpermitted printing firms which perform photo, film, or plate processing operations, and any remaining photo or film processing facilities that were unpermitted.

The discharge permits issued to these facilities require regular compliance monitoring of the process discharges and prohibit the discharge of untreated developer or fixative solutions. The installation of pretreatment equipment is usually necessary for a facility to achieve compliance with the existing NBC total silver discharge limitations. Over the years, the NBC sponsored several educational workshops and seminars regarding silver waste recovery and management. In addition, the NBC has worked closely with the RI Dental Association, the Hospital Association of Rhode Island, and the Rhode Island Silver Coalition to educate their members about common silver concerns.

In 2001, Pretreatment staff began the process of reevaluating the Silver Loading Reduction Program to ensure that all silver dischargers are properly permitted. Telephone books and directories were reviewed and compared to the existing list of NBC permitted users. A listing of users requiring facility inspection and possible permitting was generated.

The NBC is a participant in Rhode Island Mercury Education and Reduction Group. The objective of this group is to identify sources of mercury discharge and pollution in Rhode Island, educate the public regarding mercury issues and eliminate mercury pollution for future generations. Studies indicate that the majority of mercury loadings observed in the sewer system are the result of mercury/silver dental amalgams. As a result, the dental facility inspections were delayed so that the mercury amalgam issue could be addressed and incorporated into all new wastewater discharge permits issued to dentists.

In January 2004, the NBC completed a Best Management Practice (BMP) document for dentists to ensure that mercury is properly handled, treated and disposed. The NBC worked closely with the Rhode Island Dental Association during the BMP development process to ensure that the BMP addressed both environmental concerns and those of the dentists

As part of the NBC BMP, dental facilities are given two options to discharge wastewater that may be contaminated with waste dental amalgam. The first option requires the installation of an amalgam separator. The second option does not require the installation of pretreatment equipment but requires the dental facility to sample the waste streams potentially contaminated with mercury and be in compliance with stringent mercury discharge limits. All dental facilities are required to implement other programs regarding training of staff and storage and disposal of amalgam waste. During 2004, the NBC Pretreatment Staff initiated the Dental BMP Program and began issuing permits to dental offices that implemented the BMP standards.







A half-day workshop to introduce Dental BMP was held on March 31, 2004 another half-day workshop focusing on the installation, operation and maintenance of amalgam separators was held on May 12, 2004. This workshop also addressed concerns regarding the BMP and further explained BMP requirements. Both workshops were well attended by representatives of the dental community.

Throughout 2005 Pretreatment and ESTA staff continued to work with the dental community to ensure compliance with the BMP. As of the end of 2005, all dental facilities elected to implement Option 1 of the BMP.

In November 2004, the NBC was awarded a Citation by the Governor of Rhode Island for the development and implementation of the BMP. The citation acknowledged the cooperative efforts of the Pollution Prevention, Pretreatment and Public Relations Sections of the NBC along with the Rhode Island Dental Association. The NBC Dental Amalgam BMP Program has been recognized on a national level by the National Association of Clean Water Agencies (NACWA), and was awarded an Environmental Achievement Award for developing the BMP. NACWA also requested that the NBC participate in a three year international mercury loading study of treatment plants that have implemented mercury amalgam discharge control programs.

From 2003 through July 2006 EMDA has collected influent, effluent, sludge and grit samples monthly at Field's Point using "Clean Sampling" techniques and the samples were analyzed by both the Hampton Roads Sanitation District in Virginia and NBC laboratories. The comparison of these results will help our laboratory achieve low level mercury "clean analysis" of <1.0 ppt. To date our laboratory's detection limit for mercury is 1.4 ppt. The NBC mercury reduction project has been very successful at reducing mercury loading. In 2006 the loading was reduced by 22.5%. Since the inception of the BMP program mercury loadings were reduced by 50.1% at Field's Point and 20% at Bucklin Point.

### **Septage Permitting Program**

During 2000, it was brought to the NBC Pretreatment Section's attention that the NBC Septage Receiving Facility located in Lincoln, Rhode Island was experiencing operational difficulties. One problem involved the capacity of the facility being exceeded on several occasions causing early shut down of the facility's daily operations. Another problem was occasional sewer blockages occurring downstream from the station. In addition, the Pretreatment Section received reports of instances of septage hauler non-compliance with NBC Rules and Regulations and NBC septage disposal permit requirements. Several examples of such reports described manifests being falsified, truck capacities differing from that specified by permit, trucks hauling grease and/or solids laden wastewater to the facility, and septage being brought to the facility from outside the boundaries of the state of Rhode Island, contributing to facility capacity exceedances.

In order to ensure the continued smooth operation of the facility, which was undergoing construction upgrades, a septage task force was created. The task force consisted of staff members from various NBC sections. The task force worked on issues involving the automation of the check-in/discharge procedure at the facility, septage sampling, user billing protocols, verification of manifest information, accurate hauler truck capacity determination, and development of methods to ensure that residential quality septage only was discharged to the facility.

In response to the reports of haulers violating permit requirements, the Pretreatment Section initiated enhanced regulation of the septage haulers. Inspectors were routinely stationed at the facility to verify that trucks were permitted and complying with NBC regulations and permit requirements.

Measurements of tank dimensions were taken in order to calculate truck volumes as a means to verify permit application information. Septage samples, which are routinely collected for pH and metals analysis, were collected for oil and grease analysis to ensure that only septage of residential quality was being brought to the station. In addition, manifests are reviewed in detail by office staff, and the hauler's clients are routinely contacted to verify authenticity of the manifests.

Pretreatment staff began inspecting and permitting commercial facilities discharging to septic systems whose septage was being brought to the receiving facility. The purpose of this protocol is to ensure that sanitary waste only is being discharged to the septic system and that commercial waste, such as grease from kitchen operations is not discharged.

The septage facility construction modifications went on-line in the Spring of 2001 and included new grit removal and odor control equipment. Pretreatment staff worked diligently in 2001 with other NBC departments as indicated above to ensure all procedures, protocols and equipment were in place by the date the new septage equipment became operational.

During 2001, Pretreatment staff installed computer chips on every septage truck. These computer chips identify the vehicle, all pertinent hauler information, and automatically debit the haulers customer service billing account when touched to a chip reading wand. Throughout 2007, Pretreatment staff spent one day each month at the septage facility inspecting vehicles and checking hauler's paperwork and manifests. In addition, while at the septage facility the Pretreatment Technicians conducted educational training sessions regarding discharge procedures and paperwork completion.



*Septage truck discharging at the Lincoln Septage Station*

New permits were issued in early 2002 to all septage haulers to incorporate exact truck capacity volumes and more concise wording prohibiting the discharge of grease and other prohibited materials. In addition, staff stepped up the manifest verification process beginning in August 2002. During 2007, 88 items listed on manifest forms were verified. This is an increase from 2006. Pretreatment staff will continue to inspect and permit commercial establishments that dispose of their septage at NBC facilities to ensure the septage is strictly of residential quality and will not adversely affect NBC facilities. Inspectors continue to maintain a presence at the facility to discourage attempts of illegal prohibited discharges.

### **Grease Discharge Control Program**

In 1990, the NBC instituted a Grease Discharge Control Program to control the discharge of grease and animal fats from restaurants and food preparation facilities into the sewer system. At that time, the NBC was experiencing major operational problems within the sewer system and at the wastewater treatment facility, problems directly attributable to grease accumulation. These problems ranged from grease fouling equipment and controls at the wastewater treatment facility to grease completely blocking the flow in sewer lines, resulting in sewage backups into the basements of homes and businesses. The NBC Grease Discharge Control Program has essentially resolved these problems.

The NBC Grease Discharge Control Program is a permitting program which requires commercial users to install one of two acceptable types of grease removal units (GRU), the automatic electrical type GRU or the large in-ground passive type GRU. The permit requires the user to implement a series of Best Management Practices (BMP) which are incorporated into the permit to ensure the proper operation of the GRU. Over the years, the NBC has held many workshops regarding grease removal technologies and is presently conducting studies regarding the effectiveness of the various types of grease removal units.

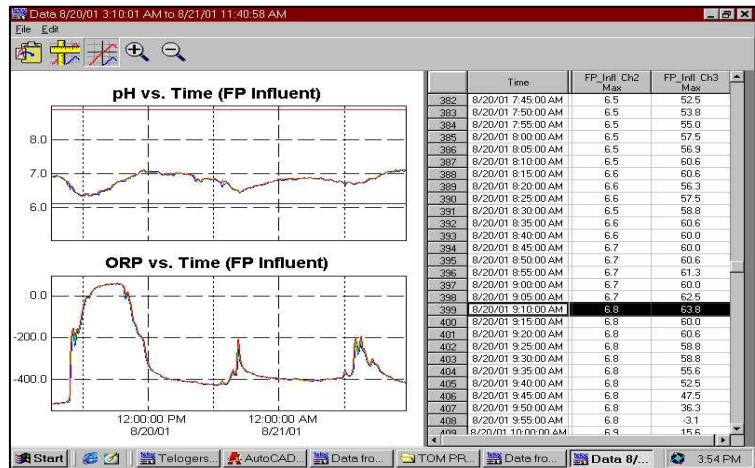
The NBC is currently in the process of developing a Residential Grease Control Program to control the discharge of grease from residential sources to the sewer. A brochure outlining the impacts of grease on the sewer system and ways to eliminate grease from the wastestream is being prepared and will be mailed to all users of the NBC sewer system.

### **Treatment Plant Influent Computer Monitoring Program**

The Providence area was once known as the “jewelry capital of the world.” Although the number of metal finishers has decreased in recent years, numerous metal finishing companies still operate in the NBC service area and the potential for wastewater pollution from toxic chemicals is great if on-site pretreatment is not performed properly. Metal finishing companies have the potential to discharge high and low pH wastewater in conjunction with heavy metals; likewise, wastewater with a high or low oxidation / reduction potential (ORP) can be associated with a discharge of cyanide, hexavalent chromium or excessive chlorine.

Several years ago, using Environmental Enforcement Funds obtained from fines levied on polluters, the Pretreatment Section purchased environmental probes and data recording equipment manufactured by Telog Instruments, Inc. to monitor the wastewater influent at the treatment plants. The monitoring stations continuously record and transmit pH and ORP data to the Pretreatment office each night via modem and telephone line. Since pH and ORP data may indicate the presence of a more

serious pollutant, influent data was reviewed on a daily basis by the Pretreatment staff. A monthly analysis of the data is performed to help determine trends associated with plant operations. Data from the monitoring stations could also be viewed in real time from Pretreatment office computers. This Telog Monitoring System had been eliminated when the Plant Process Information (PI) System began to monitor influent and effluent pH on a continuous basis. Plant Process Monitors review PI data continuously and immediately notify Pretreatment and EMDA staff of any concerns. Viewing data in real time is useful in the event that an unusual influent impacts the treatment plant. Staff located in the Pretreatment office can immediately observe the influent status and determine the course of action to take. Computerized monitoring of the POTW influents will continue in 2008.



Screenshot of treatment facility influent monitoring software

The remote monitoring program was expanded in 2005 and to include additional parameters at pump stations throughout the two NBC districts. The NBC Pretreatment and Engineering Sections worked to install LEL probes at the Washington Park, Reservoir Avenue and Central Avenue Pump Stations and configured existing telemetry equipment to notify the Pretreatment Office if programmed set points are exceeded. The data can be viewed using the Plant Information system. This equipment will assist Pretreatment with tracking releases of flammable materials such as solvents and fuels and allow the proper response to prevent such materials from impacting the treatment facilities.

**Nine Minimum Controls Compliance Program for CSOs**

Throughout 2007 the NBC Pretreatment, ESTA and EMDA Sections continued to ensure compliance with the pretreatment, pollution prevention and monitoring elements of the Nine Minimum Controls Program for CSOs detailed in the RIPDES permits. The Pretreatment and ESTA Sections continued to work with industry to ensure compliance with these requirements. Companies are required to install and implement adequate spill control measures to ensure prohibited materials are not incidentally or accidentally discharged to the sewer system or storm drains. Firms are also required to conduct routine self-monitoring to demonstrate compliance with NBC discharge limitations. Firms experiencing compliance problems are encouraged to contact the ESTA staff for

help to come back into compliance. These programs ensure that industrial wastewater is getting to the POTWs properly. This is supported by the sampling conducted by EMDA. EMDA staff collect numerous samples to ensure compliance with the Nine Minimum Controls Program. In addition to the industrial and manhole sampling discussed in CHAPTER IV, EMDA collects twice weekly samples for fecal coliform from the Woonasquatucket, Providence, West, Blackstone, and Moshassuck rivers. Sampling of these rivers is conducted during both wet and dry weather events. The results from these sampling events for fecal coliform are promptly reviewed to identify dry weather discharges. EMDA re-samples sites that show high fecal coliform bacteria concentrations during dry weather periods. Samples greater than 1000 MPN/100 ml are re-sampled under dry weather conditions. EMDA works with the IM Section to analyze the data in order to identify dry weather overflows or other sources of bacteria to the rivers where combined sewer overflows are located. Other extensive monitoring of the Providence and Seekonk Rivers has indicated the rivers are meeting the EPA aquatic life criteria standards for toxics, including dissolved metals and ammonia. This demonstrates the effectiveness of the Pretreatment and ESTA Programs and the effectiveness of the NBC Nine Minimum Controls Program. This data also has been used to remove the Providence and Seekonk Rivers from the EPA 303(d) list of impaired water bodies for dissolved metals impairment.

In 2007, EMDA staff collected samples at CSOs located in the Field's Point and Bucklin Point districts to measure contaminant levels during wet weather overflow events at the first flush, the height of the storm and near the termination of the event, CSO sites downstream of industrial areas were selected for this sampling. Grab samples were collected for toxics, including total metals, TSS, BOD, VOCs, Oil and Grease, TPH and cyanide. The results were compared to the NBC local discharge limitations for the district. All parameters met the local limits, indicating the NBC pretreatment and pollution prevention elements of the NBC Nine Minimum Controls Program are effective.



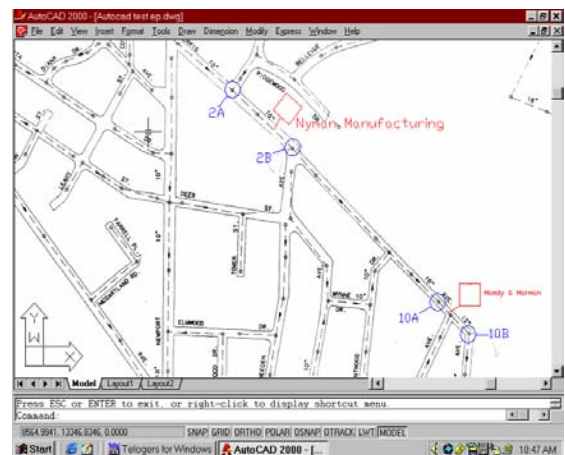
The NBC also works with the community to minimize the impacts of CSOs. A program to stencil and label catch basins in the districts has been implemented. The stencils say “Don’t Dump Drains to the Bay”. In addition, the NBC works with the City of Providence during river clean up events to ensure the streets in the surrounding area are swept after the event to minimize the impact on the river.

## Computerization of Sewer System Maps Project

The Pretreatment Section maintains a set of 33 different maps to identify the location of each significant industrial user and the manholes that are used for surveillance monitoring of each SIU. Paper copies of these maps are stored in each Pretreatment and EMDA vehicle for reference during special investigations and for manhole monitoring activities. The status of the SIUs is always changing, since new facilities open and existing facilities close or relocate. This creates a challenge with the paper map system because each time a new SIU begins operating, the master map must be updated, copied, and distributed to each of the 15 locations where copies of the maps are stored. This is not only time consuming but also expensive. In order to simplify the process and make the maps more useful and accessible, the NBC initiated an ambitious goal of converting all existing maps to a digital format in an AutoCAD platform.

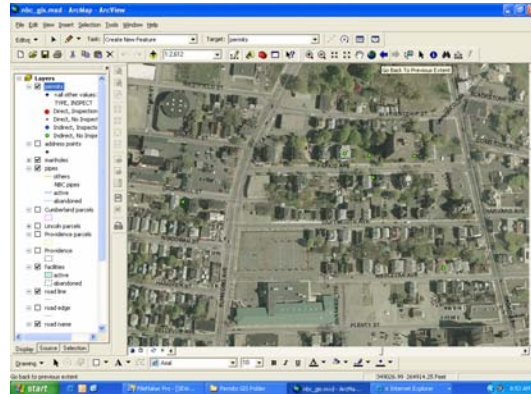
During 2003, the NBC began to identify the locations of each permitted user and the location of the keymanholes associated with SIUs and Zero Discharge companies. This process was completed in early 2004 for existing permitted users. As new companies are permitted the information is entered on the computerized maps. Information regarding each user's location is placed on a layer of the AutoCAD drawing associated with the user's category. By storing information in different layers staff is able to filter out information that does not pertain to the current needs of the investigator. For example, investigating colored wastewater impact to a NBC facility is more effective with the computerized maps since Pretreatment staff is able to show only those users who have the potential to discharge colored wastewater.

These maps are stored on the NBC computer network and are widely available to NBC staff from their computer workstations. In addition, the NBC has purchased two laptop computers that have access to the maps and can be used during special investigations. This tool is more powerful than the paper maps and can be updated easily so they contain the most current information.



*Portion of East Providence map showing the location of two SIUs and their surveillance monitoring manholes*

During 2006 the Permits & Planning Section began to implement GIS. Sewer connections are located on the NBC GIS system maps. Direct and indirect connections are differentiated. A database which includes the applicant name, address and connection type, has been created for GIS. In late 2006 Pretreatment staff began working Permits & Planning and Engineering staff to locate industrial and commercial users on the NBC GIS software and this work continued throughout 2007.



*GIS image showing indirect connections to the NBC sewer system*

### **River Restoration Initiative**

In response to the chronic pollution visible on the Woonasquatucket River in downtown Providence, Narragansett Bay Commission Chairman Vincent Mesolella established the Woonasquatucket River Restoration Initiative in 2002. With an aggressive goal to involve Commission employees, local business owners and members of the community in reclaiming the Woonasquatucket as a valuable community resource, and guided by the expertise of the Woonasquatucket River Greenway Association, the Chairman appointed the Director of NBC Policy, Planning & Regulation Division to spearhead volunteer clean-up efforts.

In late 2002 the NBC requested to the Governor and General Assembly that Year 2003 be recognized as the “Year of the Woonasquatucket River” and that June, 2003 be declared as “Rivers Month”. Both requests have been granted and the NBC took an aggressive role in 2003 to ensure many activities take place aimed to bring about public awareness of the areas polluted rivers.

During 2007, the NBC sponsored an Earth Day Clean-Up event of the Woonasquatucket River on April 25, 2007. The event took place at sites along the river from Park Street to Olneyville in Providence. NBC staff as well as volunteers from the public and private sectors participated in this event. The clean-up was successful, as approximately 102 cubic yards of material was removed from the river and along the banks. The items removed from the river included tires, bottles, cans, auto parts, scrap metal, and trash. The NBC worked with the City of Providence to ensure the streets in the surrounding area were swept after the event to further clean the area and minimized additional impact on the river.

The NBC will host and/or sponsor clean-up events during 2008 to further enhance the beauty and public safety of the Woonasquatucket River. The NBC has worked to develop the elements of a corporate sponsorship program to restore the Woonasquatucket River and has worked with the RI Coastal Resources Management Council on this program in 2007. This work will continue in 2008.

### **Data Analysis and Special Studies**

Beginning in January of 2001, EMDA has brought together key staff from multiple departments and sections, on a monthly basis, to discuss the status and trends of wastewater treatment at NBC's two treatment facilities. Representatives from the Pretreatment, Operations, Engineering, EMDA, and Laboratory Sections meet to discuss the current plant performance, ways to improve the performance at the treatment facilities, and address related issues.

The meetings begin with reports from the Field's Point and Bucklin Point Plant Superintendents on operations over the past month and any operational issues they may have experienced. Laboratory staff then present microbiology reports detailing what was observed microscopically at each plant and what this could mean for operations. Then, a presentation of figures developed by EMDA's scientists and managers, summarizing recent plant performance is presented. The agenda is focused on current process data and the process control strategies in use. In addition, other topics of discussion are presented that are of interest to staff at the meeting. Through these meetings problem areas are identified and corrective action or additional research is promptly initiated. Permit violations, if any, and plant performance are discussed in detail and solutions to problems are conceptualized. Pretreatment staff present information that pertains to industrial discharges into the collection system. Inter-facility exchange of information between managers of the two treatment facilities has proven particularly valuable in assessing common problems and providing new ideas for investigation or solution.

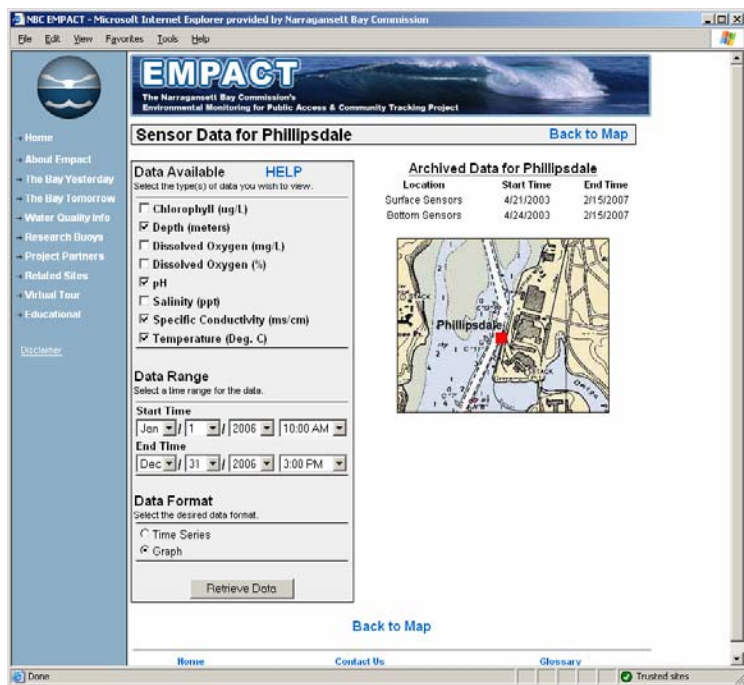
As new regulations are set, the demands on process control become greater. Better communication between operators, engineers, laboratory analysts and scientists will be needed to design and improve sampling studies, improve the quality of analytical measurements, install and maintain continuous monitoring instruments, and discuss the meaning of the data generated in order to make the correct process control decisions.

### **Water Quality for Narragansett Bay at Buoy and Dock Sites**

In 2007, the EMDA Section continued work on the formerly EPA-funded Environmental Monitoring for Public Access and Community Tracking (EMPACT) Project. The monitoring stations established under the EMPACT project extend water quality monitoring of Narragansett Bay into the upper, urbanized reaches of the estuary and the important data generated by this project is available in real-time on the internet at [www.narrabay.com](http://www.narrabay.com). These stations have been established in proximity to the Field's Point and Bucklin Point wastewater treatment plant outfalls. The Bullock's Reach buoy station is located between Gaspee Point and Conimicut Point in the Providence River and the Phillipsdale Landing station is a dock site located on the Seekonk River in East Providence. These monitoring stations directly benefit Narragansett Bay research by allowing for continuous, real-time water quality monitoring in the Providence and Seekonk Rivers. Through radio telemetry and phone connections, Bay researchers can consistently track changes in the rivers from a remote location, saving valuable resources and decreasing the response time to anomalous conditions. This data also provides a baseline of water quality across seasons, as well as prior to major waterway changes such as dredging.



State-of-the-art technology at these sites collects measurements for depth, temperature, salinity, pH, dissolved oxygen, turbidity (at the bottom) and fluorescence, a proxy for chlorophyll and phytoplankton activity (at the surface). Data is collected by the sondes at the Bullock's Reach buoy and Phillipsdale Landing dock site every 15 minutes. Data from the buoy is transmitted via radio signal to a base station at Field's Point every hour and data from the Phillipsdale Landing station is transmitted every hour by phone connection. During 2001 and 2002, EMDA and URI-GSO worked together to service and maintain the Bullock's



Reach buoy. In 2003, the buoy maintenance was taken over by EMDA. EMDA staff continued to maintain the buoy as well as the Phillipsdale Landing dock site since that time. The EMDA staff is also continually making improvements to equipment and infrastructure to ensure the reliability of data collected.

EMDA is also a part of the Narragansett Bay Fixed Site Water Quality Monitoring Network, which includes the RIDEM, URI, and the Narragansett Bay National Estuarine Research Reserve (NBNERR). EMDA attends yearly meetings with the Network and communicates regularly with the Network Quality Assurance Officer to coordinate efforts for maintaining fixed water quality monitoring sites throughout the Bay and to streamline data from all of the Narragansett Bay fixed monitoring sites.

A new buoy was deployed by the NBC in 2006 to replace the Bullocks Reach buoy which was struck by a vessel and destroyed in late 2004. In 2006, EMDA also added a third, mid-depth sonde to the buoy set up to get a better picture of water quality throughout the water column. The physical deployment locations and monitoring equipment remained essentially unchanged during 2007, from the prior monitoring season.

Data from the Bullock's Reach buoy site has become an important component of the RIDEM's monitoring of water quality in the upper reaches of the Bay. In late 2003, uncorrected raw data from both water quality stations also became available for use by the general public via a link on the NBC website, located at <http://www.narrabay.com/empact/>.

### **Emergency Situation/Extreme Conditions Sampling**

The NBC has implemented a program to immediately provide monitoring in the event of an extreme weather condition or an emergency that may adversely affect water quality in our receiving waters. The NBC is prepared to immediately undertake the monitoring necessary to evaluate the impacts from the event. During 2007, there was one such event. On September 19, 2007, a failure of an NBC-owned Field's Point WWTF electrical generator during scheduled testing resulted in approximately 94,270 gallons of primary effluent discharging to the Providence River over a 5 minute period. Nearly all the overflow received some level of disinfection. As a result, extensive monitoring of the upper Bay was conducted the following day on September 20, 2007 at 22 different sites. The results from this extensive monitoring show that there was no adverse impact on the Bay due to this incident.

### **Woonasquatucket River Education Program**

In June, 2002 EMDA was awarded a grant by the Partnership for Narragansett Bay to design and implement an education project. The approved pilot program, entitled '*What's In Your River: A Woonasquatucket River Education Pilot Project*' educated students in grades 3-5 on the importance of their local watershed.

The pilot project was designed in conjunction with the Woonasquatucket River Watershed Council (WRWC), and gave students within communities along the Woonasquatucket River an interactive learning experience built around a local river system, extending to the diverse ecosystems of the entire watershed. The project involved six schools from five communities along the Woonasquatucket River: Providence, North Providence, Johnston, Gloucester, and Smithfield. Participating classes ranged from grades 3-5, with approximately 200 students involved. The project lasted for one full school year (2002-2003).

Additionally, the pilot program provided an internship to one area student enrolled in a college teaching program. An education project intern was hired in 2002, and worked with EMDA staff to design and implement the final stages of the project. In addition to the internship offered through the grant, the NBC funded a summer intern in 2002 to assist in compiling materials for the teacher handbook. EMDA staff began work upon notification of the grant award. Preparation continued throughout the summer months to have the project in place by the opening of the school year. EMDA staff created a Project Handbook containing information on the NBC and the WRWC, the Woonasquatucket River watershed, history and culture of the area, information on collecting and interpreting data, and supplemental activities for students. Concurrently, monitoring kits and supply trunks were created for distribution to participating classrooms, and individual monitoring sites were selected for each school to utilize over the course of the project. Monitoring kits include tests for dissolved oxygen, nitrates, phosphates, turbidity, pH, BOD, temperature, and macroinvertebrate observation and identification. Supply trunks include all equipment necessary for field visits, including nitrile gloves, anti-microbial hand wipes, and waste containers.

In the fall of 2003, the program expanded to include over 800 students. The 2003 - 2004 school year program began in October with students meeting at various locations along the banks of the Woonasquatucket and Seekonk Rivers. The students conducted experiments for pH, nutrient, and temperature on sample collected from the rivers.

In 2004, the *What's In Your River* environmental education program continued to flourish. Four schools signed up to participate and in early fall each visited their local watershed with staff from the NBC for a water quality monitoring event. The program continued through the end of the 2005 school year, consisting of two additional water quality monitoring events as well as an environmental symposium where students and teachers from each participating school presented data findings and participated in fun educational activities. A new component was added to the program in 2004, a contest which asked each school to come up with public service announcements supporting clean water in the state of Rhode Island. Three winning announcements will be chosen were be aired on the local Radio Disney station. The entire program including buses, supplies, staff and all educational materials was funded by the NBC.



*Students participating in the NBC Woon Watershed Explorers Program*

The Narragansett Bay Commission improves the program each year. In 2005, *What's In Your River* became the *Woon Watershed Explorers Program*. This program included several new components including classroom visits once a month, student achievement badges and journal writing. There were nine schools and more than 400 students involved during this year of the program. In 2007, NBC extended the program to meet the needs of its entire service district by accepting four new schools for a total of eleven schools and over 520 students. During 2007 the program received a National Environmental Achievement Award in the category of Public Information and Education from NACWA. The most impressive characteristic of the program is the extreme diversity represented in each school. Some students have never taken a field trip to their local river, while others live adjacent to one. The NBC considers this program to be imperative to its success in its relentless pursuit of public outreach and education.

### **Regional Ocean Modeling System – ROMS**

In October of 2004, the NBC entered into a two-year contract to fund joint work with the coastal physical oceanography lab led by Dr. Chris Kincaid of URI - Graduate School of Oceanography to further circulation and hydrodynamic modeling efforts for the Providence and Seekonk Rivers and upper Narragansett Bay. The goal of this work is to develop models of circulation and transport within the Providence and Seekonk Rivers and Upper Narragansett Bay for aiding in the management of the NBC treatment facilities. The development of hydrodynamic modeling will allow the NBC to track the fate of a pollutant through Narragansett Bay once it was discharged from one of the two NBC treatment plants. It is the NBC's goal that this modeling project will ultimately lead to the development of a nutrient Total Maximum Daily Load for Narragansett Bay.

During year one of the project, the most comprehensive set of field data to date on Upper Narragansett Bay circulation was acquired using Acoustic Doppler Current Profilers (ADCP) in the Providence River. Three separate bottom mounted ADCPs were deployed in the Providence River from July through October, 2005 by the Kincaid group with assistance from the NBC Environmental Monitoring Section. ADCP data over complete tidal cycles was also acquired at the three transect locations. The data acquisition was performed using an ADCP mounted on the side of the NBC's R/V Monitor, and a Seabird SB19 CTD was towed behind the R/V Monitor at a depth of approximately 1 meter. In 2006, the Seekonk River was added to the hydrodynamic model using data from additional bottom mounted ADCPs. In accordance with model development criteria noted by the RIDEM, the calibration of salinity in the model was also checked and found to have proper conservation within the system. A modeling expert was hired by the NBC to review the work of URI-GSO to date, and make recommendations that would allow the model to ultimately satisfy DEM criteria and ensure that the model will be a useful tool in predicting equilibrium nutrients concentrations at various levels of input from area wastewater treatment facilities. A final report from URI is due in late 2008 to summarize the work that has been done thus far on the project.

### **Floatables Control Program**

The NBC has a long-standing commitment to improving water quality in the urban rivers of Providence. In addition to removing a significant portion of debris within the rivers during NBC sponsored clean-up events, these events also remove debris from the river banks. This debris, during rain events, can become floatable pollution in the rivers, as water levels rise and wash away wind-blown items such as food packaging, plastic bags, and other non-sanitary items. Previous work by the NBC during 2004 indicated that the majority of floatable pollution in the rivers does not originate from combined sewer overflows, but rather from improperly discarded litter. The NBC has employed various methods to control floatable debris such as deploying booms across the Woonasquatucket River, netting across a combined sewer outfall, as well as hosting river clean-up events.

In 2007 the NBC hosted an Earth Day River Clean-Up which resulted in approximately 102 cubic yards of materials, including tires, trash, bottles, auto parts, and scrap metal, being removed from and around the river.

*VIII. NBC PRETREATMENT PROGRAM  
GOALS*

## **Status of 2007 Goals**

The Pretreatment Program Annual Report was submitted to the Rhode Island Department of Environment Management (DEM) on March 15, 2007 and defined the goals established for 2007 for the NBC toxic reduction and control programs. These goals are often above and beyond those Pretreatment Program requirements mandated by the DEM and the Environmental Protection Agency (EPA). This chapter outlines the progress made during 2007 toward meeting these goals and defines the goals established for 2008.

- **2007 Goal:** Satisfy all EPA and DEM Pretreatment Program mandates such as sampling and inspecting each Significant Industrial User (SIU) at least once every twelve (12) months. As an additional goal, the Pretreatment and Environmental Monitoring personnel will attempt to inspect and sample all SIUs at least twice each twelve month period.

*Accomplishment:* The Pretreatment and EMDA Sections satisfied the EPA and DEM mandates for conducting sampling and non-sampling inspections of each SIU facility at least once every twelve (12) month period. Each SIU was inspected at least once during this report period, and within twelve months of their previous inspection date. The Pretreatment Section performed well toward satisfying its goal to try to inspect each SIU twice, as all but three SIUs were inspected two or more times. Two of the companies, Shank Balfour/Beatty – Ernest Street and Shank Balfour/Beatty – Foundry Site discharged groundwater from the construction of the NBC’s CSO Abatement tunnel project. The discharge from the Foundry location ceased in early 2007. Only one inspection was conducted at this location prior to the discharge line being permanently sealed. The discharge at the Ernest Street location continued throughout 2007. However, control of the project was transferred to Hart Engineering Corporation in early 2007. This location was only inspected one time prior to the transfer. The site was inspected three times under Hart Engineering Corporation. The third company that was only inspected one time in 2007 was Narragansett Electric Co. – Gas Holders. This company did not discharge for most of 2007. The EMDA Section performed well toward satisfying its self-imposed goal to sample each SIU at least twice in 2007 by sampling each SIU multiple times. Many SIUs were sampled more than twice due to the implementation of a monitoring procedure to immediately resample any user once a violation is observed as a result of a NBC sampling event. Additional information regarding the NBC sampling and inspection programs is provided in CHAPTER III.

- **2007 Goal:** The Pretreatment staff will attempt to conduct an annual inspection of each non-significant industrial user, annual inspections of 75% of restaurants and food processing facilities to ensure compliance with grease removal regulations, and 50% of all other permitted commercial users.

*Accomplishment:* During 2007, the Pretreatment staff continued its routine inspection program of commercial and non-significant industrial users. In 2007, the Pretreatment staff conducted 1,664 inspections and inspected approximately 89.8% of permitted non-significant industrial users. During 2007, Pretreatment Technicians inspected 49.7% of the permitted restaurants and commercial buildings with cafeterias, and 34.5% of all other commercial users, somewhat short of our self imposed goal. This can be attributed to the numerous staffing changes in the Pretreatment Section that occurred during 2007. Additional information regarding the NBC inspection program is provided in CHAPTER III.

- **2007 Goal:** Perform expeditious reviews of user permit applications and plan submittals to ensure that permits are issued in an expeditious manner.

*Accomplishment:* All new users located in either district are expeditiously permitted prior to discharging into the Narragansett Bay Commission sewer system. Formal staff plan review meetings are conducted weekly to ensure prompt response to user plan submittals and to expedite the permitting process. Permitting of various classes of non-significant users located in both districts was ongoing in 2007, as 308 wastewater discharge permits were issued in various industrial and commercial categories. During the year, permits were issued to metalfinishers, centralized waste treatment facilities, restaurants, supermarkets, automotive repair shops, printers, photo processors, dental offices, doctor offices, and other medical facilities using x-ray equipment. Permitting of new users was ongoing during 2007, as 116 new permits were issued, the majority to non-significant industrial and commercial users. The Pretreatment and Permits & Planning Sections routinely perform expeditious reviews of discharge and sewer connection permit applications and work closely to ensure that contractors' and users' needs are promptly addressed. During 2007 the Pretreatment Section performed expeditious reviews of 300 process and pretreatment system plan submittals. Of these 300 plan submittals, 197 were promptly approved, 25 approved with conditions to be met, 16 were rejected since NBC requirements were not satisfied and no action was taken initially on 62 plans since additional information was required for approval.

The Permits & Planning Section continued to meet its goal of responding to incomplete Sewer Connection Permit Applications within two days and issuing permits within ten business days in 2007. During 2007, 375 Sewer Connection Permits were issued. This represents a 35.7% decrease from 2006. Additional information regarding this program is provided in CHAPTER VII.

- **2007 Goal:** Identify new and previously unknown sewer users to ensure compliance with regulations. To achieve this goal, conduct spot inspections of industrial users located in 50% of the mill complexes/industrial areas situated within the two sewer districts to identify new and previously unknown sewer users.

*Accomplishment:* For many years, the NBC has conducted a program of performing unannounced inspections of mill complexes and industrial areas to identify facilities discharging without a permit. This program has been quite successful in the past. During 2005 senior Pretreatment staff continued to conduct surveys of the NBC district to ensure that the existing list of known mill complexes and industrial areas was complete. As a result of these surveys, the number of industrial areas and mill complexes requiring annual inspections was greatly increased from 52 in 2004 to 68 in 2005. This self imposed goal was not met in 2007, as 19 of the 68 or 27.9% industrial parks and mill complexes were inspected once in 2007. This can be attributed to the numerous staffing changes in the Pretreatment Section that occurred during 2007. This program of conducting unannounced inspections of industrial areas and mill complexes to locate new and previously operating unpermitted users was quite successful. In addition to performing mill complex inspections, Pretreatment staff routinely reviews newspapers, telephone books and manufacturers directories to locate new and previously unknown sewer users. All of these methods were utilized during 2007.

- **2007 Goal:** Continue the restaurant grease removal study, complete the data collection and develop a report in preparation for a public workshop regarding restaurant grease removal technologies. The NBC also proposes to publish technical papers detailing the results of the grease study once it is completed.

*Accomplishment:* In 1990, the NBC began to require restaurants located in problematic drainage areas of the district and all new restaurants to install grease removal equipment. Since that time, the NBC has been assessing the effectiveness of the grease removal equipment available. The grease removal study is an on-going project, which consists of a wastewater sampling program and user survey program to determine the effectiveness of the various types of grease removal equipment. During 2001, Pretreatment staff selected several restaurant and food preparation facilities to work with to determine optimum grease removal unit maintenance requirements. During 2002, Pretreatment staff further defined the restaurants to be sampled and the sampling protocols to be used. Monitoring began in 2003 to evaluate the effectiveness of the optimization methods implemented at the restaurants. The data was reviewed during the early part of 2004. Based on the conclusions, the study was redefined to incorporate better controls. Sampling began for the redefined study in 2004 and continued throughout 2005. During 2007, 392 restaurant inspections were conducted. These inspections represent 53.2% of all permitted restaurants.



- **2007 Goal:** Dental Mercury Sources and Control - Identify pollution prevention and control options, assist Dental community with implementing source control and review possible participation in National Association of Clean Water Agencies (NACWA) study regarding Dental Mercury loadings to POTWs.

*Accomplishment:* NBC's Pretreatment and Environmental, Safety & Technical Assistance Programs with assistance from the Public Affairs Section, finalized the Best Management Practices for the Management of Waste Dental Amalgam (BMP) in early 2004. The BMP included two options for the management of amalgam bearing wastewater as well as mandatory BMPs for all dental facilities to follow. The first option requires the dental facility to install an amalgam separator that has been certified with a removal efficiency of 99% or greater by ISO 11143 standards. Sampling would not be required at facilities implementing this option. The second option requires dental facilities to sample amalgam bearing wastestreams and be in compliance with the stringent NBC silver and mercury NBC discharge limitations. All dental facilities are required to adhere to the following BMP standards:

- Thoroughly clean all existing sink traps and drains to remove accumulated mercury.
- Properly maintain and operate vacuum pump filters.
- Create and maintain accurate maintenance records.
- Develop and implement mercury spill control procedures.
- Install and properly maintain chair side amalgam traps.
- Develop and implement an employee environmental training program.

Two informational workshops were held with the dental community. The first workshop introduced the BMP to the dental community and was held on March 31, 2004. The second workshop was held on May 12, 2004 and addressed concerns, further explained requirements of the BMP and NBC staff assisted with required paperwork. Representatives from manufacturers of amalgam separation equipment were present at both workshops. Permits incorporating the BMP began being issued to dental facilities in June, 2004. Throughout 2004, Pretreatment and ESTA staff assisted the dental community to comply with the BMP. The NBC was awarded a Governor's Citation on November 23, 2004 for its efforts on the Dental BMP program. In May 2005, the NBC was awarded an Environmental Merit Award by NACWA for the BMP. Dental facilities continued to be permitted throughout 2006. All of the dental facilities opted to install amalgam separators to comply with the BMP. In July 2006, the Rhode Island State Legislature enacted a law requiring all dental facilities in the State of Rhode Island to install amalgam separators. The legislation is based on the NBC BMP.

In July 2003 baseline sampling for the NACWA dental mercury study began at Field's Point. Samples were collected at the influent, effluent, filter cake and grit. The samples were collected using clean sampling techniques. Influent and effluent samples were sent to Hampton Rhodes Sanitary District in Virginia.

Solids samples are analyzed by the NBC Laboratory. This sampling continued until July 2006. In addition to sampling the aforementioned solids, EMDA staff collected samples of grit in sewer lines up and downstream of dental facilities to evaluate the impact of amalgam separators.

The NACWA study is evaluating the effectiveness of reducing mercury loadings to the sewer system through the installation of amalgam separators. The data collected as part of this study indicates slight mercury loading reductions at Field's Point over the study period. In addition to the samples collected for the NACWA study the NBC collected influent samples at both POTWs twice per week. This more robust data set indicates a significant reduction in mercury loading at both POTWs. Between 2003 and 2007 there has been an overall reduction in mercury loading to Field's Point of 50.6%. Similarly, Bucklin Point loading over this same time period has been reduced by 20.0%. A report detailing the findings of the NACWA study is to be published in early 2008.

- **2007 Goal:** Continue regulatory inspections of Septage Haulers as part of the NBC Septage Discharge Control Program.

*Accomplishment:* During 2001, new solids removal equipment went on-line at the NBC Lincoln Septage Receiving Station. To ensure the proper operation of this equipment, the Pretreatment Section worked throughout 2001 to completely reevaluate the NBC Septage Discharge Control Program. All septage discharge and billing procedures were reevaluated and revised. Standard operating procedures were developed and implemented regarding discharging septage, billing of septage discharges, completing and maintaining septage manifests, and weighing of septage vehicles. The master septage discharge permit was revised to incorporate these many changes. Revised permits were issued to each permitted septage hauler during 2002. Pretreatment staff also developed and distributed an educational brochure in 2002 that summarizes the NBC septage discharge regulations and procedures. In August 2002, Pretreatment staff expanded its procedure for verification of Septage Manifest forms. Pretreatment staff verified the authenticity of 88 septic systems pump-outs reported on manifest forms and conducted 15 inspections at the Septage Receiving Station during 2007. Additional information regarding the NBC Septage Discharge Control Program is provided in CHAPTER VII.

- **2007 Goal:** Conduct computer monitoring of the influent of the Field's Point and Bucklin Point treatment plants to ensure protection of the POTWs and Narragansett Bay.

*Accomplishment:* During 2007, the Field's Point Telog and PI computer monitoring systems were checked daily by the Process Monitor for unusual influents. Pretreatment and EMDA staff were notified of any incidents of unusual influent. All incidents of unusual influent were investigated. Most of these incidents were slightly high pH influents of short duration. The computer monitoring equipment at both wastewater treatment facilities will continue to be monitored routinely during 2008.

- **2007 Goal:** Conduct NBC Intra-Sectional Training to be proactive to Environmental Incidents.

*Accomplishment:* During 2007 an intra-sectional training session was conducted with Pretreatment and EMDA staff. The training was on Spill Response and Tracking. The training was conducted in two parts. The first part was held in a classroom setting and covered personal protective equipment, work zone safety and procedures used to investigate spills and reports of unusual influent. The second part of the training consisted of a field drill. Staff were required to track an unusual influent back to the source and deploy a boom at the outfall of the Bucklin Point plant to protect the receiving waters. Intra-sectional training will continue to be conducted during 2008.

- **2007 Goal:** Provide training for OSHA and Safety Awareness- provide all new applicable employees with 40-hr HAZWOPER training, conduct continuous in-house hazardous awareness training, and provide Infectious Materials Exposure Control training to pertinent NBC personnel

*Accomplishment:* All new employees hired in the Pretreatment, ESTA and EMDA Sections are given 40-hr HAZWOPER training. During 2007 the NBC continued its program of conducting 8-hr HAZWOPER refresher training using in-house trainers and expertise. ESTA, EMDA, and Pretreatment staff certified in 40-hr HAZWOPER training are given at least 8-hrs of refresher training throughout the year on such topics as: Hazard Communication and Hazard Recognition, Chemistry of Hazardous Materials, Confined Space Entry, Spill Response and Tracking, Traffic Control and Personnel Protective Equipment Use. The NBC continues to conduct in-house employee training on CPR/AED with more than 50 employees certified in 2007. Also, during 2007 NBC continued to make arrangements for all new employees to receive vaccinations for TD, Hepatitis A and Hepatitis B as part of the NBC Infectious Materials Exposure Control Plan.

- **2007 Goal:** Continue work on the development of the Pretreatment, Environmental Monitoring and Laboratory Standard Operating Procedures and Protocols manuals and update QA/QC programs. The purpose of these manuals is to clearly detail all standard operating procedures in the three sections. These manuals make invaluable reference tools for Pretreatment, EMDA and Laboratory staff and will provide a great resource for NBC employees working outside of these sections.

*Accomplishment:* During 1996, Pretreatment supervisory personnel began to develop a Pretreatment Program Manual of Standard Operating Procedures (SOP) and Protocols. Work on this project continued through 2006 and at this time the manual consists of all existing standard operating procedures. As existing procedures are reviewed and revised or new procedures are developed, they are documented in this manual. During 2007, Pretreatment staff reviewed the SOP manual. The manual was reorganized and updated. This revised SOP manual was distributed to all Pretreatment staff.

During 2007, EMDA staff continued to detail all standard procedures and procedural changes for the two sections. Staff reviewed current literature to ensure any mandated changes in sampling protocols and/or methods were promptly adapted to NBC protocols and methods. All such changes are incorporated into the Standard Operating Procedures manual under development. In addition, work aides are generated and training is provided to all EMDA sampling staff as well as all Operations staff that may be responsible to sample during off-shift or weekend hours.

- **2007 Goal:** Water Audits – continue soliciting the water audit program to business and industry.

*Accomplishment:* Throughout 2007 ESTA staff continued its work with the metal finishing community to help reduce their process water use. Activities included technical assistance with measuring and monitoring water usage, assistance with water conservation projects and collection and reporting of water use data elements.

- **2007 Goal:** Environmental Merit Awards Program - Solicit nominations from companies and staff, evaluate all Significant Industrial User performance data, and hold Awards Ceremony.

*Accomplishment:* In June 2007, the NBC recognized fifteen companies for environmental achievements during 2006. One company was recognized for its extraordinary pollution prevention efforts, one organization was recognized for its efforts to reduce stormwater impacts, and thirteen Significant Industrial Users were presented with Perfect Compliance Awards for achieving 100% compliance with all NBC regulatory requirements.

- **2007 Goal:** Environmental Management Systems - continue involvement with Rhode Island ISO 14001 Roundtable and help to promote industrial community involvement with the Rhode Island ISO 14001 Roundtable

*Accomplishment:* The Rhode ISO 14001 Roundtable did not meet during 2007. However the NBC, through its pollution prevention technical assistance efforts, continued to promote the use of ISO 14001 Environmental Management Systems among the industrial community within the State of Rhode Island through on-site technical assistance efforts, workshops, written factsheets and presentations.

- **2007 Goal:** Workshops – Conduct environmental compliance/pollution prevention workshop for NBC industrial/commercial users.

*Accomplishment:* During 2007 the NBC organized and participated in two environmental compliance/pollution prevention workshops for industrial and commercial users. A workshop on Stormwater Management was held in June 2007 and a workshop on Toxic Release Inventory Reporting was also held in June 2007. Further discussions on the workshops can be found in CHAPTER II.

- **2007 Goal:** Energy Conservation – Develop a report on renewable energy use options for NBC, investigating the feasibility to install a Met tower at Field’s Point and a Bio-gas fed micro-turbine/reciprocating engine at Bucklin Point.

*Accomplishment:* Throughout 2007 ESTA staff continued working on the development of feasibility reports on the NBC’s efforts to develop a wind energy project at Field’s Point and a bio-gas energy project at Bucklin Point. In March of 2007 NBC erected a 40 meter meteorological tower at Field’s Point. Wind speed and direction data was recorded throughout the year. During 2007 a consulting firm was contracted to review the NBC bio-gas feasibility study results. Both feasibility studies are expected to be completed in 2008.

- **2007 Goal:** Conduct weekly manhole monitoring in both districts to ensure user compliance with NBC discharge limitations and to determine the location of previously unknown and unpermitted users. Attempt to sample 6 to 10 manholes per week.

*Accomplishment:* EMDA staff conducted weekly manhole monitoring throughout both NBC drainage districts. This monitoring program consists of installing ISCO automatic samplers in surveillance manholes located upstream and downstream of users on a weekly basis to verify users' compliance status. The EMDA staff successfully sampled 407 industrial surveillance manholes during 2007, 298 in the Bucklin Point district and 109 in the Field's Point district. In addition to the 407 industrial manholes, the NBC collect samples from 28 sanitary manholes. The EMDA Section also attempted to collect samples from five additional manholes. However, samples could not be collected due to no flow in the sewer line at the time manhole sampling was conducted or the sampling equipment malfunctioned. This is an average of approximately 8 manholes per week, meeting the goal of 6 to 10 manholes per week.

- **2007 Goal:** Define the sewer system sampling program to assess loadings from key drainage areas to locate potential areas of concern and drainage area loadings.

*Accomplishment:* In 2007, EMDA continued to sample in NBC interceptors at metering stations, which provide flow information, allowing the better define the sources of contaminants to the influent at each treatment facility. Flow proportioned sampling of drainage basins as well as analysis of stormwater input, water supply input and sanitary sewers are used to budget inputs and improve NBC’s manhole sampling program. GIS maps were made to graphically depict results of drainage district sampling results in order to make interpretation of the data easier. This study was begun in 1999, was expanded in 2000 and continued in 2007. In 2005 Pretreatment and EMDA staff began planning to improve the assessment of toxic loadings from drainage areas. EMDA continued background monitoring of residential areas to better define loadings to the treatment plants.

- **2007 Goal:** Sample at the two NBC POTWs daily for all RIPDES permitted parameters. Research and test new sampling equipment and procedures to continually improve monitoring activities.

*Accomplishment:* In July 1999, the responsibility of sampling the Field's Point and Bucklin Point treatment facilities was transferred to the EMDA Section from the Operations Division. On January 1, 2000 clean sampling techniques were implemented for all permit samples. This required the purchase of new all-weather, refrigerated automatic samplers, the changing of sampling line from PVC to Teflon, the use of acid washed and double bagged sample jugs and pre-cleaned certified sample bottles. EMDA staff used "clean sampling" technique for all industrial monitoring and treatment plant sampling for metals and nutrients conducted in 2007. During 2007 the NBC complied with all permit required sampling at the two treatment plants and with all mandated reporting. Sampling was conducted 365 days, including weekends and holidays. EMDA staff continued to sample all process operations at both plants to acquire the data needed to optimize plant performance. EMDA staff also researched, purchased and installed new samplers that minimize the need for human intervention in sample collection, thus minimizing the risk of human error. During 2007, EMDA staff implemented new QA/QC sample collection practices to ensure the highest quality samples were being collected. During 2007, plant data was promptly analyzed, trend analyses were done by EMDA scientists, and the results reported during monthly data meetings and more frequently as warranted.

- **2007 Goal:** To review, evaluate and log all analytical data obtained from EMDA's monitoring efforts, to provide interpretation of this information to appropriate NBC staff in a timely manner and to ensure that quality assurance and quality control procedures are maintained.

*Accomplishment:* During 2007, EMDA worked closely with the Laboratory LIMS Administrator, as well as with IT personnel to review existing databases to identify areas of improvement. EMDA has worked to develop and implement a log in which any information impacting analytical results can be entered. This will allow successors to determine what occurred when analytical trends or data differ from historical values. Groundwork on a new EMPACT website, in which all data can be uploaded, has been conducted. This new website will allow access to selected data for use by stakeholders.

During 2007, EMDA worked to evaluate all monitoring data. Both in monthly interdepartmental data meetings and in comprehensive monthly reports, short and long term trends and alerts to high levels were provided.

- **2007 Goal:** Monitor the receiving waters of both the Field's Point and Bucklin Point treatment facilities to continue the EMPACT Program previously funded by a USEPA grant.

*Accomplishment:* In 2007 the NBC continued to monitor water quality at two fixed sites within the Providence and Seekonk Rivers for dissolved oxygen, conductivity, temperature, salinity, pH, chlorophyll, pressure (depth) and tidal amplitude. In addition, during 2007 bi-weekly samples at these and other upper bay stations were collected for fecal coliform analyses. EMDA staff maintained the sites at Bullocks Reach, a buoy site, and Phillipsdale Landing, a dock site. Quality assurance practices continued to be coordinated with the Narragansett Bay Fixed Site Water Quality Monitoring Network that has adopted common methods for this baseline assessment. This data is made available to the scientific and general community on a real time basis on NBC's EMPACT website.

- **2007 Goal:** Conduct tributary river sampling for fecal coliform analysis.

*Accomplishment:* In 2007 the EMDA continued to sample eighteen locations along five rivers in the Providence metropolitan area: the Woonasquatucket, Providence, West, Blackstone and Moshassuck Rivers. Weekly sampling of these sites has allowed EMDA to promptly notify Interceptor Maintenance (IM) of both dry and wet weather discharges based on the analytical results, and has been a key technique for pinpointing overflow and interceptor malfunctions. Many fewer wet weather discharges are expected after the completion of the CSO Abatement Project. Dry weather overflows occur periodically and are the result of blockages in sewer regulators. EMDA scientists analyze this data to determine trends in fecal inputs to these waterways. The results of the tributary river monitoring for fecal coliforms is provided to IM staff twice-weekly and is used to locate possible maintenance problems. Trends analyses are conducted and reported to NBC staff on a monthly basis through monthly reports and periodic meetings. This data will also provide a baseline to measure the success of the CSO remediation project due to become operational in October 2008.

- **2007 Goal:** Continue to evaluate the effect of the NBC effluent on water quality of the receiving waters.

*Accomplishment:* During 2007 EMDA continued its water quality evaluations of the receiving waters of the Bucklin Point and Field's Point wastewater treatment facilities. The purpose of this monitoring initiative is to determine the distribution and concentration of contaminants of concern to the health of the environment in both the Seekonk and Providence Rivers. EMDA continued its fecal coliform and nutrients monitoring by boat at multiple stations in the Providence and Seekonk Rivers as well as continuing bacteria monitoring weekly at multiple stations in four freshwater rivers that are affected by combined sewer overflows. In 2005 EMDA began initial tests for Enterococci bacteria.

This testing was expanded in 2006 in river, bay and treatment plant effluent samples in order to assess water quality with the new primary contact standard for fresh and saltwater. This testing continued during 2007. In 2007, as part of its monitoring plan EMDA began an initiative to sample tributary rivers and/or the upper bay in response to extreme situations or weather conditions that have the potential to adversely affect plant operations and/or receiving water quality. More detailed information about these projects is provided in CHAPTER VII.

- **2007 Goal:** Conduct Toxics Compliance Monitoring of two CSO wet weather event discharges as well as the North Diversion Structure discharges at Bucklin Point annually as a part of the NBC's Nine Minimum Controls Program.

*Accomplishment:* EMDA staff sampled two CSO wet weather overflows during a rain event in 2007. The aim of these wet weather sampling events was to characterize the impact of CSO discharges and the efficacy of NBC's current controls when wastewater overflows the collection system during wet weather events. The wet weather sampling was conducted on April 12, 2007 in which three sets of samples from two different CSO discharges were collected. The CSOs sampled were Outfall 220 on Moshassuck Street in Pawtucket and Outfall 23 on Pitman Street in Providence.

The sampling plan was designed to collect three samples at each outfall throughout the overflow event. The first sample was collected during the initial overflow, or first flush, stage and typically contains wastewater with the least degree of rain water dilution and the highest concentrations of pollutants washed from street and land surfaces into the combined sewer system. A second sample was taken during the stage of highest overflow rate and a third sample taken near the conclusion of the event. The North Diversion Structure at the Bucklin Point Plant was unable to be sampled due to storm and staff constraints.

- **2007 Goal:** Conduct border river sampling for nutrient analysis to determine loadings to Upper Narragansett Bay that originate from outside of Rhode Island.

*Accomplishment:* This new EMDA monitoring initiative began during 2007 and consists of monthly sampling from the mouths of the Ten Mile, Runnins, Palmer, Warren Reservoir, Cole, Lee and Taunton rivers, as well as from multiple sites on the Blackstone River. In addition, a sample is collected monthly from the mouth of the Pawtuxet River to provide more accurate data on all sources of nutrient loadings to Upper Narragansett Bay. The data shows NBC contributions are not as large a percent loading as first thought, especially during rain events.



- **2007 Goal:** Evaluate water quality inside the Providence River Hurricane Barrier to generate a long term data set necessary to measure the success of the CSO abatement project.

*Accomplishment:* During the latter portion of 2007, EMDA began monitoring within the hurricane barrier for Total Dissolved Oxygen (DO) on a monthly basis. Since this is a low flush area due to being partially blocked by the hurricane barrier it is expected CSO discharges will have a magnified impact on DO levels compared to higher flush areas; conversely, it is expected that the CSO tunnel project, once on-line in late 2008, will result in fewer oxygen depleting CSOs and have a dramatic positive impact on DO levels.

- **2007 Goal:** Research sources of fecal coliform bacteria in urban rivers.

*Accomplishment:* During 2007, EMDA continued to research methods to identify human vs. non-human sources of fecal coliform bacteria in urban rivers. As a result of both natural and anthropogenic inputs, major portions of the NBC receiving waters and the urban river are impacted by pathogens. As a result of these inputs, these waterbodies are on the 303(d) list of impaired waterbodies. This research will investigate techniques for the rapid determination of pathogens, as well as develop alternative means of determining their sources. Caffeine, optical brighteners, and human-specific pathogens have been and will continue to be further investigated to determine whether or not a predictable relationship between observed pathogen concentrations and indicator chemicals can be discerned. Additionally, if a predictable relationship exists, the NBC will evaluate if it can be used to quantitatively assess source contributions to observed pathogen concentrations.

## Major Program Goals for 2008

Goal Category	Goal Outline	Goal Description
<b>Inspections</b>	Inspect industries to ensure compliance with regulations.	<ul style="list-style-type: none"> <li>▪ Inspections of SIUs twice (EPA/RIDEM requires one inspection)</li> <li>▪ One inspection of each non-significant industrial user</li> <li>▪ Inspect 75% of permitted restaurant and food processing facilities</li> <li>▪ Biannual inspections of all other permitted commercial users</li> </ul>
	Identify new and previously unknown sewer users to ensure compliance with regulations.	<ul style="list-style-type: none"> <li>▪ Conduct unannounced spot inspections of 50% of the mill complexes/industrial areas</li> </ul>
	Continue regulatory inspections of septage haulers.	<ul style="list-style-type: none"> <li>▪ Each technician will spend one half day monthly inspecting septage vehicles at the receiving station</li> <li>▪ Staff will verify at least 25 septage manifest forms per year</li> </ul>
<b>Emergency Response Actions</b>	Ensure protection of the two POTWs and Narragansett Bay to minimize incidents of pass through and interference.	<ul style="list-style-type: none"> <li>▪ Respond of 100% of unusual influent reports</li> <li>▪ Respond to 100% of reports of illegal dumping, spills and blockages</li> <li>▪ Respond to automatic notifications from LIMS of incidents of non-compliance</li> <li>▪ Conduct annual Spill Response and Tracking training</li> </ul>
<b>Pollution Prevention and Technical Assistance Initiatives</b>	Provide free technical assistance.	<ul style="list-style-type: none"> <li>▪ Conduct 35 pollution prevention technical assistance site visits</li> <li>▪ Help to promote industrial community involvement with the Rhode Island ISO 14001 Roundtable</li> </ul>
	Water Conservation and Reuse (See program description in Chapter VII)	<ul style="list-style-type: none"> <li>▪ Continue to assess water conservation efforts among industrial users</li> </ul>
<b>Monitoring and Analytical Initiatives</b>	Sample industrial discharges to sewer system to ensure compliance with regulations.	<ul style="list-style-type: none"> <li>▪ Sampling of SIUs twice (EPA/DEM requires one sampling)</li> <li>▪ Immediately resample any SIU found out of compliance</li> </ul>
	Conduct sewer system sampling to assess loadings from key drainage areas to locate potential areas of concern and drainage area loadings.	<ul style="list-style-type: none"> <li>▪ Define schedule for key manhole monitoring</li> <li>▪ Continue flow monitoring as part of sample collection efforts to define total loading</li> <li>▪ Continue background monitoring of residential sources of pollutants to facilities to better define this loading</li> </ul>
	Conduct surveillance monitoring in sewer system to ensure compliance with regulations.	<ul style="list-style-type: none"> <li>▪ As needed and dependent on specific needs defined by staff observations and reports</li> <li>▪ Sample 6-10 manholes per week (including surveillance and routine monitoring)</li> <li>▪ Sample up and down stream of every SIU and Zero Discharge Company at least once.</li> </ul>
	Conduct computer monitoring of influent of Fields Point and Bucklin Point to ensure protection of the POTWs and Narragansett Bay.	<ul style="list-style-type: none"> <li>▪ Pretreatment and EMDA staff respond to reports of unusual influent as indicated through the Telog and PI computer monitoring systems</li> </ul>

Goal Category	Goal Outline	Goal Description
<b>Monitoring and Analytical Initiatives (continued)</b>	Monitor Field's Point and Bucklin Point facilities and improve compliance with all RIPDES permitted parameters.	<ul style="list-style-type: none"> <li>▪ Sample both facilities</li> <li>▪ Collect process control samples to provide critical plant operational data to allow Operations staff to optimize plant performance</li> <li>▪ Research and test new sampling equipment and procedures to continually improve monitoring activities</li> <li>▪ Analyze data and report trends to NBC staff at monthly meetings</li> </ul>
	Tributary river sampling for fecal coliform analysis	<ul style="list-style-type: none"> <li>▪ Conduct weekly sampling at multiple sites on the West, Woonasquatucket, Moshassuck and Blackstone Rivers and one site on the Providence River</li> <li>▪ Provide data to IM staff to allow for timely maintenance activities of the CSOs</li> <li>▪ Provide trend analysis to NBC and Stakeholders</li> </ul>
	Maintain the two NBC fixed site monitoring systems to continue EMPACT Program.	<ul style="list-style-type: none"> <li>▪ Maintain the 2 fixed site stations to continue monitoring downstream of each plant</li> <li>▪ Monitor continuously for temperature, salinity, dissolved oxygen, conductivity, pH, chlorophyll and pressure (depth)</li> <li>▪ Collect bi-weekly samples at these monitoring stations for fecal coliform, nutrients, chlorophyll-a, and turbidity analysis</li> <li>▪ Provide data and data interpretation to the scientific and general community on a real time basis and continue participation in the Bay Wide Fixed Site Network monitoring collaborative using approved QA/QC protocols</li> </ul>
	Continue to evaluate the effect of the NBC effluent on water quality of the receiving waters	<ul style="list-style-type: none"> <li>▪ Continue routine monitoring program of the Providence and Seekonk Rivers for nutrients and fecal coliform bacteria and other parameters</li> <li>▪ Perform additional monitoring in response to extreme situations or weather conditions that could adversely affect plant operations and receiving water quality</li> </ul>
	Satisfy Nine Minimum Controls Program Sampling Requirements	<ul style="list-style-type: none"> <li>▪ Conduct monitoring of CSO events by collecting samples of the first flush, maximum flow and late flow to characterize the CSO discharge impact and efficiency of CSO controls in place</li> <li>▪ Conduct toxics compliance monitoring at three locations, two CSOs and the North Diversion Structure at Bucklin Point, during wet weather event discharges.</li> </ul>
	Border river sampling for nutrient analysis to determine loadings to Upper Narragansett Bay that originate from outside of Rhode Island	<ul style="list-style-type: none"> <li>▪ Conduct monthly sampling from the mouths of the Ten Mile, Runnins, Palmer, Warren Reservoir, Cole, Lee and Taunton rivers as well as from the Blackstone River where it crosses the State line</li> <li>▪ Determine out-of-state nutrient loadings to Narragansett Bay</li> <li>▪ Provide trend analyses to NBC and Stakeholders</li> </ul>
	Conduct sampling to measure the success of the NBC CSO program	<ul style="list-style-type: none"> <li>▪ During times of high recreational use conduct monitoring two times a month for dissolved oxygen and bacteria upstream of the Hurricane Barrier</li> <li>▪ Begin evaluating the impact of the NBC CSO program on the receiving water by conducting sampling at multiple locations in the rivers and bay for bacteria and dissolved oxygen before and after rain events once the CSO abatement tunnel is on-line</li> </ul>

Goal Category	Goal Outline	Goal Description
<b>Monitoring and Analytical Initiatives (continued)</b>	Expand NBC monitoring and analytical capabilities	<ul style="list-style-type: none"> <li>▪ Bring TCLP equipment on-line</li> <li>▪ Bring Chlorophyll a- analysis on-line</li> <li>▪ Perform Amenable Cyanide analysis</li> <li>▪ Implement method 1681 for mercury analysis</li> <li>▪ Replace existing plant samplers at the treatment facilities in critical RIPDES monitoring locations</li> <li>▪ Implement flow monitoring of rivers no presently on the USGS Streams Gauge Network</li> <li>▪ Attain 100% accuracy on all annual Proficiency Testing.</li> <li>▪ Ensure all laboratory equipment is calibrated annually.</li> <li>▪ Apply for all required licensing annually.</li> </ul>
<b>Permitting</b>	Expeditious review and issuance of permits	<ul style="list-style-type: none"> <li>▪ Respond to all discharge permit applications and renewals within two weeks</li> <li>▪ Review submitted engineering plans on a weekly basis in group staff meetings</li> <li>▪ Response to all incomplete sewer connection permit applications within two days.</li> <li>▪ Issue permits within two weeks</li> </ul>
<b>Data Logging and Analysis</b>	Design and implement a centralized database	<ul style="list-style-type: none"> <li>▪ Review existing databases for completeness and accuracy</li> <li>▪ Create meta-data files</li> <li>▪ Create LIMS reports to migrate data automatically into spreadsheets</li> <li>▪ Provide groundwork for uploading selected data to internet for stakeholder review and use</li> <li>▪ Provide internet access to selected data for stakeholder viewing</li> </ul>
	Log, review, and evaluate all data to provide short and long term trends and alerts.	<ul style="list-style-type: none"> <li>▪ Routine data logging and evaluation</li> <li>▪ Monthly reporting of projected short and long term trends and alert levels regarding data</li> <li>▪ Timely response on data excursions and alerts to Laboratory, Operations and Pretreatment staff, allowing opportunity for prompt corrective action (regulatory, administrative or operational)</li> <li>▪ Continue work on PT-LIMS Interface to download data directly from LIMS to the PT system</li> </ul>
<b>Special Studies and Projects</b>	Improve date management	<ul style="list-style-type: none"> <li>▪ Locate sewer connections, LID projects industrial and commercial users on the NBC's GIS system</li> <li>▪ Continue to locate and update users and surveillance manholes on the computerized maps</li> <li>▪ Continue to locate and update all monitoring locations on NBC's GIS system</li> <li>▪ Generate Discharge Monitoring Reports by LIMS</li> <li>▪ Update safety training tracking software</li> <li>▪ Update the Customer Service software with Sewer Connection Permit information</li> </ul>
	Energy Conservation	<ul style="list-style-type: none"> <li>▪ Complete a report on renewable energy use options for NBC</li> <li>▪ Monitor Met tower data at Field's Point</li> <li>▪ Complete Wind Energy feasibility study at Field's Point</li> <li>▪ Complete Bio-gas feasibility study for Bucklin Point</li> <li>▪ Continue to work on activities needed to complete the EPA Energy Conservation Grant</li> </ul>

Goal Category	Goal Outline	Goal Description
<b>Special Studies and Projects (continued)</b>	Evaluate metals in shellfish in NBC receiving waters	<ul style="list-style-type: none"> <li>▪ Conduct a shellfish trace metals study to determine the health of these biological organisms living in upper Narragansett Bay</li> <li>▪ Mimic the study performed 20 years ago allowing NBC to evaluate water quality improvements attributed to the success of NBC toxic pollutant reduction programs</li> </ul>
	Conduct studies during extreme weather or emergency events	<ul style="list-style-type: none"> <li>▪ Identify degradation to NBC receiving waters associated with emergency situations or extreme weather events.</li> <li>▪ As NBC lowers its pollutant inputs to the bay, reverine inputs need continued monitoring to assess and ensure that our reductions are not offset by increases from other sources.</li> </ul>
	Research sources of fecal coliform bacteria in urban rivers	<ul style="list-style-type: none"> <li>▪ Investigate methods that could be used to identify human vs. non-human source of fecal coliform bacteria in urban rivers.</li> <li>▪ Seek funding to implement above research/pilot project.</li> </ul>
<b>Internal Procedures</b>	Document all Standard Operating Procedures and Protocols.	<ul style="list-style-type: none"> <li>▪ Continue to detail all Pretreatment, EMDA and Laboratory standard procedures and procedural changes for the three sections</li> <li>▪ Document all NBC policies in the Agency's Policy Manual</li> <li>▪ Review and update all Section NBC Policy Manuals for completeness and accuracy</li> </ul>
<b>Education, Training and Public Awareness</b>	Publish Annual Pretreatment Report	<ul style="list-style-type: none"> <li>▪ Prepare and submit the Annual Pretreatment Report to DEM by March 15<sup>th</sup></li> <li>▪ Upload the Annual Report to the internet by April 15<sup>th</sup></li> <li>▪ Present the finding of the report to the Citizens's Advisory Committee</li> </ul>
	Environmental Merit Awards Program	<ul style="list-style-type: none"> <li>▪ Solicit nominations from companies and staff</li> <li>▪ Evaluate all nominations and issue Pollution Prevention Awards</li> <li>▪ Evaluate all SIU performance data for perfect compliance</li> <li>▪ Evaluate sewer connection projects using LID storm water mitigation technologies and issue an award for Excellence in Storm Water Management</li> <li>▪ Hold Awards Ceremony</li> </ul>
	Workshops	<ul style="list-style-type: none"> <li>▪ Conduct one environmental compliance/pollution prevention workshop for NBC industrial/commercial users</li> <li>▪ Participate in at least two public workshops</li> <li>▪ Present NBC monitoring data at workshop.</li> </ul>
	Provide training for OSHA and Safety Awareness.	<ul style="list-style-type: none"> <li>▪ Provide all new applicable Pretreatment and EMDA employees with 40-hr HAZWOPER training</li> <li>▪ Provide 8 hr HAZWOPER Refresher training annually for all applicable employees</li> <li>▪ Conduct continuous in-house hazardous awareness training</li> <li>▪ Provide Infectious Materials Exposure Control training to pertinent NBC personnel</li> <li>▪ Provide safety training to all new employees</li> </ul>

<b>Goal Category</b>	<b>Goal Outline</b>	<b>Goal Description</b>
<b>Education, Training and Public Awareness (continued)</b>	Residential Grease Brochure	<ul style="list-style-type: none"> <li>▪ Develop a brochure to be mailed to customers of the NBC detailing the effects of grease on the sewer system and measures to prevent the grease from discharging to the sewer.</li> </ul>
	Provide access to all NBC monitoring data	<ul style="list-style-type: none"> <li>▪ Develop a monitoring plan by December 15 for approval by the Directors</li> <li>▪ Upload annual data report to the internet by April 1st</li> <li>▪ Prepare and post project tasks summarize yearly activities and historical trends to the internet promptly upon completion of each task</li> <li>▪ Issue press releases on findings</li> </ul>



