

PRETREATMENT PROGRAM

ANNUAL REPORT

JANUARY 1, 2012 - DECEMBER 31, 2012



ATTACHMENT VOLUME II

NBC WASTEWATER TREATMENT
FACILITY, SEWERAGE DISTRICT AND
USER SPECIFIC DATA

ATTACHMENT VOLUME II

NARRAGANSETT BAY COMMISSION

***WASTEWATER TREATMENT
FACILITY, SEWERAGE DISTRICT AND
USER SPECIFIC DATA***

**LISTING OF ATTACHMENT SECTIONS
ATTACHMENT VOLUME II**

**NBC WASTEWATER TREATMENT FACILITY,
SEWERAGE DISTRICT AND
USER SPECIFIC DATA**

<u>SECTION #</u>	<u>TITLE</u>
1	Industrial and Commercial users
2	Permit Issuance / Reissuance Activities
3	User Inspection History
4	Emergency or Special Investigations
5	Compliance Monitoring Results for Significant Industrial Users
6	Compliance Monitoring Results for Non-Significant Users
7	Surveillance Manhole Monitoring Data and Legend
8	Summary of Notice of Violation Letters Issued
9	User Late Reports and Requirements
10	POTW, Septage, and River Monitoring Data

ATTACHMENT VOLUME II

SECTION 1

***INDUSTRIAL AND COMMERCIAL
USERS***

***INDUSTRIAL AND COMMERCIAL
USERS***

FIELD'S POINT

**Field's Point
List of Permitted Users - 2012**

Company Name	Facility Address	Category	Significant
1302 Marketplace	1302 Atwood Avenue Johnston RI 02919	82	No
141 Westminster Corporation	141 Westminster Street Providence RI 02903	85	No
144 Benefit Street Associates	144 Benefit Street Providence RI 02903-1208	86	No
1484 Company LLC	1484 Mineral Spring Avenue North Providence RI 02904	85	No
1871 Mineral Spring Corporation	1871 Mineral Spring Avenue North Providence RI 02904	85	No
244 Wickenden, Inc.	244 Wickenden Street Providence RI 02903	85	No
295 LLC	94 Plain Street Providence RI 02903	85	No
334 South Water Inc.	334 South Water Street Providence RI 02903	85	No
383 Corporation - First Floor	100 Twin River Road, 1st Floor Lincoln RI 02865	85	No
383 Corporation - Second Floor	100 Twin River Road, 2nd Floor Lincoln RI 02865	85	No
383 Corporation - Third Floor	100 Twin River Road, 3rd Floor Lincoln RI 02865	85	No
69 Empire Corporation	69 Empire Street Providence RI 02903	85	No
73 Washington Corp.	81 Washington Street Providence, RI RI 02903	85	No
78 Dorrance Corporation	78 Dorrance Street Providence RI 02903	85	No
7-Eleven (Charles Street)	549 Charles Street Providence RI 02904	85	No
7-Eleven (Johnston)	1601 Hartford Avenue Johnston RI 02919	85	No
7-Eleven Inc. (Atwells)	548 Atwells Avenue Providence RI 02909	85	No
7-Eleven Inc. (Broad Street)	270 Broad Street Providence RI 02903	85	No
7-Eleven, Inc.	775 Cranston Street Providence RI 02907	85	No
A & F Plating Company	45 River Avenue Providence RI 02908	11	Yes
A & H Manufacturing Company	One Carding Lane Johnston RI 02919	24	No
A & N Jewelry Co., Inc.	1029 Charles Street North Providence RI 02904	42	No
A Perfect Print	195 Dupont Drive Providence RI 02907	24	No
A Stone Greenlawn, LLC	300 Morgan Avenue Johnston RI 02919	42	No
A. Harrison & Company, Inc.	35 Hurdis Street North Providence RI 02904	22	Yes
A.A. Mariani Funeral/Carriage	200 Hawkins Street Providence RI 02904	96	No
AAA - WAREHOUSE & FLEET OPS.	160 Royal Little Drive Providence RI 02904	37	No
Abyssinia Restaurant, LLC	333 Wickenden Street Providence RI 02903	85	No
ACME Tackle Company	69 Bucklin Street Providence RI 02907	21	No
Ada's Creations, Inc.	1137 Broad Street Providence RI 02905	85	No
Addies Laundromat	431 Atwells Ave Providence RI 02903	92	No

**Field's Point
List of Permitted Users - 2012**

Company Name	Facility Address	Category	Significant
Admiral Donuts, Inc.	50 Admiral Street Providence RI 02908	85	No
Admiral Packaging	10 Admiral Street Providence RI 02908-3203	42	No
Admiral Suds Laundry	361 Admiral Street Providence RI 02908	92	No
Advanced Catering	269B Greenville Avenue Johnston RI 02919	85	No
Advanced Dental Care	433 Lloyd Avenue Providence RI 02906	94	No
Aesthetic Dental Center of RI	2148 Mineral Spring Avenue North Providence RI 02911	94	No
AG&G Incorporated	21 Mill Street Johnston RI 02919	11	Yes
Aipso	302 Central Avenue Johnston RI 02919	86	No
Al & Pete	2086 Mineral Spring Avenue North Providence RI 02911	85	No
Al Forno	577 South Main Street Providence RI 02903	85	No
Alan Shawn Feinstein College	80 Washington Street Providence RI 02903-1803	95	No
Alberto K. Corporation	230-232 Atwells Avenue Providence RI 02903	85	No
Alderwoods RI, Inc.	971 Branch Avenue Providence RI 02904	96	No
Al-Jac Produce	33 Hemlock Street Providence RI 02908	81	No
Alpine Auto Body, Inc.	416 West Fountain Street Providence RI 02903	97	No
Aluminum & Copper Recycling, Inc.	68 Salem Street Providence RI 02907	42	No
Alviti Link-All, Inc.	165 Dyerville Avenue Johnston RI 02919	42	No
Amerada Hess	1215 North Main Street Providence RI 02904	85	No
Amerada Hess (Smithfield Avenue)	440 Smithfield Avenue Providence RI 02904	85	No
Amerada Hess Corporation	442 Manton Avenue Providence RI 02909	85	No
Americana Expo Center, LLC	740 Plainfield Street Providence RI 02909	85	No
Amos House	496-500 Broad Street Providence RI 02907	85	No
Andino's Restaurant	171 Atwells Avenue Providence RI 02903	85	No
Andrade Cranston Donuts	552 Cranston Street Providence RI 02907	85	No
Andrea's Restaurant	268 Thayer Street Providence RI 02906	85	No
Andrea's Restaurant	1551 Westminster Street Providence RI 02909	85	No
Angell Street Dental Associate	425 Angell Street Providence RI 02906	94	No
Anjon Inc.	659 Killingly Street Johnston RI 02919	85	No
Annex Plating	One Warren Avenue North Providence RI 02911	41	No
Antonelli Poultry	62 DePasquale Avenue Providence RI 02903	81	No
Antonio's Pizza - Thayer Street LLC	256-258 Thayer Street Providence RI 02906	85	No

Field's Point
List of Permitted Users - 2012

Company Name	Facility Address	Category	Significant
Apac Tool, Inc.	49 Hurdis Street North Providence RI 02904	46	No
Apex Plating Company, Inc.	91 Hartford Avenue Providence RI 02909	41	No
Apsara Asian Restaurant	716 Public Street Providence RI 02907	85	No
Apsara Palace	783 Hope Street Providence RI 02906	85	No
ARA-Rhode Island Dialysis	9 Plenty Street Providence RI 02907	95	No
Arbor Hill Assisted Living	153 Dean Street Providence RI 02903	86	No
Archangel Michael Inc.	1417 Atwood Avenue Johnston RI 02919	85	No
Arden Jewelry Mfg. Co.	10 Industrial Lane Johnston RI 02919	42	No
Aristocrat Dental Laboratory	868 Charles Street North Providence RI 02904	99	No
Armbrust International, Ltd.	735 Allens Avenue Providence RI 02905-5412	11	Yes
Armstrong/Gladding. American Post. #69	2 Salem Street Providence RI 02907	85	No
Aro-Sac, Inc.	1 Warren Avenue North Providence RI 02911	42	No
Aruba Steve's	79 Dorrance Street Providence RI 02903	85	No
AS220	111 Empire Street Providence RI 02903	99	No
AS220 - Print Shop	131 Washington Street Providence RI 02903	24	No
Asian Palace, LLC	1184 North Main Street Providence RI 02904	85	No
Asian Star Market, Inc.	678 Elmwood Avenue Providence RI 02907	81	No
Aspen Dental	1384 Atwood Avenue Johnston RI 02919	94	No
Atamian Manufacturing Corp.	910 Plainfield Street Providence RI 02909	21	No
Atlantic Gladstone	110 Elm Street Providence RI 02903	53	No
Atwells Realty Corporation	One Franklin Square Providence RI 02905	85	No
Atwood Car Wash	1512 Atwood Avenue Johnston RI 02919	97	No
Atwood Laundromat	1215 Atwood Avenue Johnston RI 02919	92	No
Au Bon Pain - Women & Infants' Hospital	101 Dudley Street Providence RI 02905	85	No
Au Bon Pain Company, Inc.	100 Westminster Street, Fleet Center Providence RI 02903	85	No
Aurora Civic Association	289 Broadway Providence RI 02903	85	No
Austin Metal Finishing Inc.	56 Sprague Street Providence RI 02907	11	Yes
Avalon Bay - Center Place	50 Park Row West Providence RI 02903	89	No
Avenue Grille	2223 Mineral Spring Avenue North Providence RI 02911	85	No
Aznet LLC	856-858 Admiral Street Providence RI 02904	92	No
B. Deltoro & Sons, Inc.	393 Harris Avenue Providence RI 02908	81	No

**Field's Point
List of Permitted Users - 2012**

Company Name	Facility Address	Category	Significant
B. Maceroni & Sons, Inc.	1381 Smith Street North Providence RI 02911	96	No
B.J. Clanton Complex	674 Prairie Avenue Providence RI 02903	86	No
Bacaro Restaurant	262 South Water Street Providence RI 02903	85	No
Baffoni's Poultry Farm	320 Greenville Avenue Johnston RI 02919	81	No
Bagel Express	1846 Smith Street North Providence RI 02911	81	No
Bailey School	65 Gordon Avenue Providence RI 02905	86	No
Baja's	273A Thayer Street Providence RI 02906	85	No
Bank of America - Dupont Drive	125 Dupont Drive Providence RI 02907	86	No
Bank of America Building (Westminster)	111 Westminster Street Providence RI 02903	86	No
Bank of America City Center	2 Kennedy Plaza Providence RI 02903	89	No
Bannister House Inc.	135 Dodge Street Providence RI 02907	86	No
Barbara Mancini Cavicchio DDS	1492 Mineral Spring Avenue North Providence RI 02904	94	No
Barletta Heavy Division, Inc.	33 Acorn Street, Box 6, Unit 202 Providence RI 02903	40	Yes
Basha Restaurant & Bar, Inc.	284 Thayer Street Providence RI 02906	85	No
Bay Foods, Inc.	1303 North Main Street Providence RI 02904	85	No
BBRG TR Operating, LLC	148 Providence Place Providence RI 02903	85	No
Bell Funeral Home, Inc.	571 Broad Street Providence RI 02907	96	No
Bella Jewelry	225 Dupont Drive Providence RI 02907	42	No
Belleau Art Glass	69 Tingley Street Providence RI 02903	99	No
Ben & Jerry's	Providence Place Mall Providence RI 02903	85	No
Beneficent House, Inc.	One Chestnut Street Providence RI 02903	86	No
Berkshire Place Ltd.	455 Douglas Avenue Providence RI 02908	86	No
Best Eastern Chinese Restaurant	1820 Mineral Spring Avenue North Providence RI 02904	85	No
Best Taste Chinese Restaurant	1001 Mineral Spring Avenue North Providence RI 02904	85	No
Bethany Home of Rhode Island	111 South Angell Street Providence RI 02906	86	No
Better Burger Company	215-217 Thayer Street Providence RI 02906	85	No
Betty's Restaurant	1075 Charles Street North Providence RI 02904	85	No
Bj's Wholesale Club	200 Stonehill Road Johnston RI 02919	82	No
BL Restaurant Operations, LLC	One Union Station Providence RI 02903	85	No
Blake's Tavern	122 Washington Street Providence RI 02903	85	No
Blaze East Side	776 Hope Street Providence RI 02906	85	No

**Field's Point
List of Permitted Users - 2012**

Company Name	Facility Address	Category	Significant
Blossom Laundry Inc.	65 Manton Avenue Providence RI 02909	92	No
Blount Clam Shack & Soup Bar	371 Richmond Street Providence RI 02903-4739	85	No
Blue Cross-Blue Shield	500 Exchange Street Providence RI 02903	86	No
Blue Elephant Restaurant, Inc.	303 South Main Street Providence RI 02903	85	No
Blue Grotto Restaurant	210 Atwells Avenue Providence RI 02903	85	No
Bob & Timmy's Grilled Pizza	32 Spruce Street Providence RI 02903	85	No
Bob's Riccotti's Sandwich Shop	1465 Atwood Avenue Johnston RI 02919	85	No
Bombay Club	145 Dean Street Providence RI 02903	85	No
Bonanza Acquisition, LLC	One Bonanza Way Providence RI 02904	37	No
Bonollo Provisions Co., Inc.	55 Clarkson Street Providence RI 02908	81	No
Borrelli's Bakery	805 Charles Street Providence RI 02904	81	No
Boston Market - Providence	633 North Main Street Providence RI 02904	85	No
Boulevard Campesino Restaurant	1372 Broad Street Providence RI 02905	85	No
Bravo Brasserie	123 Empire Street Providence RI 02903	85	No
Bread Unlimited, LLC	11 Newark Street, #1 Providence RI 02908	81	No
Brewed Awakenings LLC	1577 Atwood Ave Johnston RI 02919	85	No
Bright Funeral Home	290 Public Street Providence RI 02905	96	No
Brittany Motors	159 Greenville Avenue Johnston RI 02919	97	No
Broadway Bistro	205 Broadway Providence RI 02903	85	No
Broadway Laundry Inc.	135 Broadway Providence RI 02903	92	No
Brother's Famous Pizza	950 Broad Street Providence RI 02905	85	No
BROWN UNIV.- BARUS-HOLLEY	170-180 Hope Street Providence RI 02906	95	No
Brown University	235 Hope Street Providence RI 02912	89	No
Brown University - 26 Benevolent Street	26 Benevolent St Providence RI 02916	93	No
Brown University - Barbour Hall	100 Charlesfield Street Providence RI 02906	86	No
Brown University - Blue Room	75 Waterman Avenue Providence, RI 02906	85	No
Brown University - Carr House	70 Brown Street Providence RI 02912	86	No
Brown University - Central Heat Plant	235 Lloyd Avenue Providence RI 02906	52	No
Brown University - Diman & Wayland	31 Brown Street Providence RI 02906	86	No
Brown University - Facilities Management	295 Lloyd Avenue Providence RI 02906	97	No
Brown University - Faculty Club	One Magee Street Providence RI 02912	85	No

**Field's Point
List of Permitted Users - 2012**

Company Name	Facility Address	Category	Significant
Brown University - Geochem	152 George Street Providence RI 02906	95	No
Brown University - Graduate Center	42 Charlesfield Street Providence RI 02906	86	No
Brown University - Josiah's	101 Thayer Street Providence RI 02912	86	No
Brown University - Keeney Quad	11 Benevolent Street Providence RI 02912	86	No
Brown University - List Art	56 College Street Providence RI 02912	93	No
Brown University - Meehan Auditorium	235 Hope Street Providence RI 02912	89	No
Brown University - Metcalf hall	98 Cushing Street Providence RI 02906	86	No
Brown University - Miller Hall	118 Cushing Street Providence RI 02906	86	No
Brown University - New Pembroke Hall	302 Thayer Street Providence RI 02906	86	No
Brown University - Rhode Island Hall	60 George Street Providence RI 02912	86	No
Brown University - Sears House	31 Brown Street Providence RI 02906	86	No
Brown University - Sharpe Refectory	144 Thayer Street Providence, RI 02912	85	No
Brown University - Sidney Frank Hall	171 Meeting Street Providence RI 02912	95	No
Brown University - Strip Mall	250 Brook Street Providence RI 02906	84	No
Brown University - The Gate	194 Meeting Street Providence RI 02912	85	No
Brown University - Verney Woolley	204 Meeting Street Providence, RI 02912	86	No
Brown University - W. Duncan Macmillan	167 Thayer Street Providence RI 02906	95	No
Brown University - Wriston Quad	31 Brown Street Providence RI 02906	86	No
Brown University Center for Continuing E	198/200 Dyer Street Providence RI 02905	40	No
Brown University- Harkness House	31 Brown Street Providence RI 02906	86	No
Brown University-Creative Arts Center	152 Angell Street Providence RI 02912	86	No
Brown University-Hope College	21 Prospect Street Providence RI 02912	86	No
Brown University-Horace Mann	47-49 George Street Providence RI 02912	86	No
Brown University-Hunter Lab	89 Waterman Street Providence RI 02912-9079	86	No
Brown University-Lyman Hall	77 Waterman Street Providence RI 02912	86	No
Brown University-Manning Building	1-21 Prospect Street Providence RI 02912	86	No
Brown University-Medical Education Bldg.	222 Richmond Street Providence RI 02905	95	No
Brown University-Partridge Building	68 Brown Street Providence RI 02912	86	No
Brown University-Remediation Project	70 Ship Street Providence RI 02912	40	No
Bubble Tea House	849 Westminster Providence RI 02903	85	No
Burger King - # 1989	458 Smithfield Avenue Providence RI 02904	85	No

**Field's Point
List of Permitted Users - 2012**

Company Name	Facility Address	Category	Significant
Burger King - # 2421	280 Broad Street Providence RI 02907	85	No
Burger King - #3406	45 Pleasant Valley Parkway Providence RI 02908	85	No
Burger King - Hartford Avenue	1375 Hartford Avenue Johnston, RI 02919	85	No
Burger King - Thurbers Avenue	155 Thurbers Avenue Providence RI 02905	85	No
Burger King #10759	1382 Mineral Spring Avenue North Providence RI 02904	85	No
Butler Hospital	345 Blackstone Boulevard Providence RI 02906	90	No
C&C Rhode Island, LLC	192 Georgia Avenue Providence RI 02905	11	Yes
C.B. Utility Co., Inc.	Sewer Separation OF-037 West Providence RI 02909	40	No
Cafe Choklad	2 Thomas Street Providence RI 02903	85	No
Cafe Nuovo	One Citizen Plaza Providence RI 02903	85	No
Cafeteria La Rueda	1421 Broad Street Providence RI 02905	85	No
Cafeteria Restaurant La Sonrisa	320 Broad Street Providence RI 02907	85	No
Caffe' Dolce Vita	59 DePasquale Plaza Providence RI 02903	85	No
Cajun Luau	Providence Place Mall Providence RI 02903	85	No
Callico Metals, Inc.	50 Sims Avenue Providence RI 02909	12	Yes
Cal's Corner Restaurant	1538 Smith Street North Providence RI 02911	85	No
Campus Pizza, Inc.	9 Mount Pleasant Avenue Providence RI 02908	85	No
Capital Grille	1 Union Station Providence RI 02903	85	No
Capitol Ridge at Providence - Harbor	800 Smith Street Providence RI 02908	86	No
Capitol Ridge at Providence - Lodge	700 Smith Street Providence RI 02908	86	No
Capriccio's Restaurant	2 Pine Street Providence RI 02903	85	No
Carcieri's Market	567 Charles Street Providence RI 02904	81	No
Cardi Corporation	Woonasquatucket CSO Interceptor North Providence RI 029	40	No
Caress Dental Inc.	909 North Main Street Providence RI 02904	94	No
Caribe Super Market	615 Charles Street Providence RI 02904	85	No
Carl G. Lauro School	99 Kenyon Street Providence RI 02903	86	No
Carolina Restaurant	864 Broad Street Providence RI 02907	85	No
Carrie's	1035 Douglas Avenue Providence RI 02904	85	No
Carrie's Seafood Express	1942 Smith Street North Providence RI 02911	85	No
Caserta Pizzeria	121 Spruce Street Providence RI 02903-1524	85	No
Cassarino's Restaurant	177 Atwells Avenue Providence RI 02903	85	No

**Field's Point
List of Permitted Users - 2012**

Company Name	Facility Address	Category	Significant
Catanzaro Pizzeria	1385 Mineral Spring Ave North providence RI 02904	85	No
Cathedral Art Metal Co., Inc.	25 Manton Avenue Providence RI 02909	24	No
Celebrity Cleaners	335 Manton Avenue Providence RI 02909	92	No
Central High School	797 Westminster Street Providence RI 02903-4045	86	No
Centredale Donuts	2033 Smith Street North Providence RI 02911	85	No
CGHE Dental, LLC	1196 Smith Street Providence RI 02908	94	No
Chalk Donuts Inc.	1082 Chalkstone Avenue Providence RI 02909	85	No
Chalkstone Auto Body, Inc.	224 Chalkstone Avenue Providence RI 02908	97	No
Champagne & Light DMDs	189 Waterman Street Providence RI 02906	94	No
Chapinlandia Restaurant	319 Pocasset Providence RI 02909	85	No
Charles Fortes/Lima Sr. Annex	65 Greenwich Avenue Providence RI 02907	86	No
Charles Street Coffee Company, LLC	813 Charles Street Providence RI 02904	85	No
Charlesgate Nursing Center	100 Randall Street Providence RI 02904	86	No
Chef Ho's	243 Atwells Avenue Providence RI 02903	85	No
Chelo's	505 Silver Spring Street Providence RI 02904	85	No
Cheng's Kitchen	1526 Smith Street North Providence RI 02911	85	No
Cherry Hill Grille	223 B Greenville Avenue Johnston RI 02919	85	No
Cherry Hill Manor	2 Cherry Hill Road Johnston RI 02919	86	No
Chili's Grill & Bar	255 Collyer Street Providence RI 02904	85	No
China Garden Chinese Restaurant	1011 Chalkstone Avenue Providence RI 02908	85	No
China House Restaurant	190 Plainfield Street Providence RI 02908	85	No
China Jade Restaurant	1511 Atwood Avenue Johnston RI 02919	85	No
Chinese Iron Wok	83 Benevolent Street Providence RI 02906	85	No
Chipotle Mexican Grill of Colorado, LLC	235 Thayer Street Providence RI 02906	85	No
Choi Limited	419 Prairie Ave Providence RI 02905	85	No
Choi's Restaurant	420 Cranston Street Providence RI 02907	85	No
Chow Fun, Inc.	121 North Main Street Providence RI 02903	85	No
Christiansen Dairy Co. Inc.	1729 Smith Street North Providence RI 02911	84	No
Christina D. Dicomis DMD	1557 Hartford Avenue Johnston RI 02919	94	No
Christopher Dodge House B&B Inn	11 West Park Street Providence RI 02908	86	No
Church of God-Elmwood Ave.	297 Elmwood Avenue Providence RI 02907	85	No

**Field's Point
List of Permitted Users - 2012**

Company Name	Facility Address	Category	Significant
Ciao Italia Bakery, Inc.	269 Greenville Avenue Johnston RI 02919	89	No
Cibao Supermarket	228 Manton Avenue Providence RI 02903	82	No
Cilantro Mexican Grill	127 Weybosset Street Providence RI 02903	85	No
Cilantro Restaurant Partners, LLC	1650 Mineral Spring Avenue North Providence RI 02904	85	No
Circe	50 Weybossett Street Providence RI 02903	85	No
Cisco's Pizza	361 Reservoir Avenue Providence RI 02907	85	No
City of Providence	444 Westminster Street Providence RI 02903	86	No
Cityline Dental	400 Reservoir Avenue Providence RI 02907	94	No
Clayton Company & Claverick Realty	157 Clifford Street Providence RI 02903	11	Yes
Clean Machine Coin Laundromat	105 Manton Avenue Providence RI 02909	92	No
Club Fantasies	28 Sims Avenue Providence RI 02909-1023	85	No
Coca Cola Enterprises, Inc.	95 Pleasant Valley Parkway Providence RI 02908	37	No
Coffee Plus Snack Bar V.F.#68	80 Washington Street Providence, RI 02903	85	No
Coin-Op - Providence	280 - 282 Smith Street Providence RI 02908	92	No
Colbea LLC (North Main)	1075 North Main Street Providence RI 02904	97	No
Coletta's Collision Center	283 Allens Avenue Providence RI 02905	97	No
Comfort Dental	1482 Broad Street Providence RI 02905	94	No
Community College of RI	1762 Louisquisset Pike Lincoln RI 02865-4585	86	No
Community College of RI - Providence	One Hilton Street Providence RI 02905	86	No
Compare Foods	863 Broad Street Providence RI 02907	82	No
Contech Medical, Inc.	99 Hartford Avenue Providence RI 02909	43	No
Contract Specialties, Inc.	234 Hartford Avenue Providence RI 02909	11	Yes
Cook & Brown Public House, Ltd.	959 Hope Street Providence RI 02906	85	No
Cookie Lady & Co.	560 Killingly Street Johnston RI 02919	85	No
Cool-Lick's Lemonade and Ice Cream	1808 Smith Street North Providence RI 02911	85	No
Cooperative Care Center	2 Dudley Street Providence RI 02905-3236	90	No
Corner Pocket Billiards & Grille	1428 Hartford Avenue Johnston RI 02919	85	No
Courtesy Cleaners, Inc.	13 Industrial Lane Johnston RI 02919	92	No
Courtyard by Marriott	32 Exchange Terrace Providence RI 02903	86	No
Cox Communications, Inc. - FP Vault	9 James P Murphy Highway West Warwick RI 02893	27	No
Craig Van Dongen, DDS	372 Ives Street Providence RI 02906	94	No

**Field's Point
List of Permitted Users - 2012**

Company Name	Facility Address	Category	Significant
Crisloid, LLC	55 Porter Street Providence RI 02905	21	Yes
D & D Chrome Plating	355 Dexter Street Providence RI 02907	41	No
D&D Coffee, Inc.	1800 Smith Street North Providence RI 02911	85	No
D. Palmieri Bakery	624 Killingly Street Johnston RI 02919	89	No
Dairy Queen/Orange Julius	Providence Place Mall Providence RI 02903	85	No
Dama Jewelry Technologies	25 Oakdale Avenue Johnston RI 02919	26	No
D'Ambra Auto Sales	169 Elmwood Avenue Providence RI 02907	97	No
D'Angelo Sandwich Shop - Atwood	1450 Atwood Avenue Johnston RI 02919	85	No
D'Angelo Sandwich Shop (Academy)	248 Academy Avenue Providence RI 02908	85	No
Daniel V. Tramonti, Jr., DDS	1539 Atwood Ave. Suite LL2 Johnston RI 02919	94	No
Darlington Memory Lane Inc.	1073 Mineral Spring Avenue North Providence RI 02904	86	No
Darlington Memory Lane, Inc.	1081-R Mineral Spring Avenue North Providence RI 02904-4101	86	No
Dave & Buster's	40 Providence Place Providence RI 02903	85	No
David I. Konicov, D.D.S.	189 Governor Street Providence RI 02906	94	No
Davies Technical School	50 Jenckes Hill Road Lincoln RI 02865	97	No
Dean Auto Collision Center	700 North Main Street Providence RI 02904	97	No
Delcupolo, Abramowitz & Associates	16 Bridge Street Providence RI 02903	94	No
Della Valle Inc.	286 Atwells Avenue Providence RI 02903	85	No
Denise M. Shapiro, D.D.S., M.A.	40 Elmgrove Avenue Providence RI 02906	94	No
Dent Plus Dental Center	66 Kennedy Plaza Providence RI 02903	94	No
Dental Associates of Rhode Island	1524 Atwood Avenue Johnston RI 02919	94	No
Department of Administration	50 Orms Street Providence RI 02904	52	No
Department of Administration	1 Capitol Hill Providence RI 02908	83	No
DES Deli, LLC	39 E Greenville Avenue Johnston RI 02919	85	No
Designs International Inc.	1263 Hartford Avenue Johnston RI 02919	21	No
Detroit Collision Center	1189 Douglas Avenue North Providence RI 02904	97	No
Dexter Cleaners, Inc (Villella)	1669 Mineral Spring Avenue North Providence RI 02904	92	No
DiCecco Inc.	1463 Atwood Avenue Johnston RI 02919	85	No
DiFruscia Industries, Inc.	20-A Starr Street Johnston RI 02919	11	Yes
DiGregorio Inc.	303.14c OF-054 Providence RI 02908	40	Yes
Dinarijak, Inc.	1410 Mineral Spring Avenue North Providence RI 02904	85	No

**Field's Point
List of Permitted Users - 2012**

Company Name	Facility Address	Category	Significant
Diocese of Providence - Office Building	One Cathedral Square Providence RI 02903	52	No
Divozzi & Son's Bakery/Pizza	64 Putnam Pike Johnston RI 02919-2032	89	No
Dok's Deli	146 Ives Street Providence RI 02906	85	No
Dominion Energy Manchester Street, Inc.	40 Point Street Providence RI 02903	27	Yes
Domino's Pizza (Broad Street)	526 Broad Street Providence RI 02907	85	No
Domino's Pizza (Chalkstone Avenue)	1010 Chalkstone Avenue Providence RI 02905	85	No
Don Jose Restaurant	351 Atwells Avenue Providence RI 02903	85	No
Dr. Lee Whitney	261 Academy Avenue Providence RI 02908	94	No
Dr.'s Larry & Henry Levin	276 Smith Street Providence RI 02908	94	No
Dragon Dynasty LLC	127 Mathewson Street Providence RI 02903	85	No
DRD Hospitality Inc.	357 Hope Street Providence RI 02906	85	No
Drs. Mansolillo Dental	1347 Hartford Avenue Johnston RI 02919	94	No
Drs. Rubinstein & Ducoff, Inc.	362 Ives Street Providence RI 02906	94	No
Drs. Votolato and Paziienza	266 Wayland Avenue Providence RI 02906	94	No
Dunkin Donut - Branch Avenue	740 Branch Avenue Providence RI 02904	85	No
Dunkin Donut - Elmwood Avenue	860 Elmwood Avenue Providence RI 02907	85	No
Dunkin Donuts - Allens Avenue	818 Allens Avenue Providence RI 02905	85	No
Dunkin Donuts - Atwells Avenue	579 Atwells Avenue, Suite 101E Providence RI 02903	85	No
Dunkin Donuts - Atwood Avenue	1491 Atwood Avenue Johnston RI 02919	85	No
Dunkin Donuts - Broad Street	315 Broad Street Providence RI 02907	85	No
Dunkin Donuts - Gano Street	133 Gano Street Providence RI 02906	85	No
Dunkin Donuts - North Main St.	1245 North Main Street Providence RI 02904	85	No
Dunkin Donuts - Plainfield Street	672 Plainfield Street Providence RI 02903	85	No
Dunkin Donuts - Pleasant Valley	14 Pleasant Valley Parkway Providence RI 02908	85	No
Dunkin Donuts - Putnam Avenue	39 Putnam Pike Johnston RI 02919	85	No
Dunkin Donuts (Providence Place Mall)	Providence Place Mall Providence RI 02903	85	No
Dunkin Donuts Center	One LaSalle Square Providence RI 02903	86	No
Du-Pro-Lux Cleansers	597 Plainfield Street Providence RI 02909	92	No
Dyco Services	1481 Broad Street Providence RI 02905	85	No
E&M Enterprises, LTD	16 Sunnyside Avenue Johnston RI 02919	11	Yes
Eagle Laundry Inc.	411 Charles Street Providence RI 02904	25	Yes

**Field's Point
List of Permitted Users - 2012**

Company Name	Facility Address	Category	Significant
Eagle Plating Company, Inc.	29 Aurora Street Providence RI 02908	11	Yes
East Coast Screen Printing	22 Partridge Street Providence RI 02908	99	No
East Side Endodontics	130 Waterman Street Providence RI 02906	94	No
East Side Orthopaedics, Inc.	124 Waterman Street Providence RI 02906	94	No
East Side Periodontics, Ltd.	324 Angell Street Providence RI 02906	94	No
East Side/Mount Hope YMCA	438 Hope Street Providence RI 02906-1640	89	No
Eastern Color & Chemical Co.	35 Livingston Street Providence RI 02904	22	Yes
Eastern Screw Company	71 Mill Street Johnston RI 02919	26	No
Eastside Marketplace	165 Pitman Street Providence RI 02906	82	No
EAT Providence	82 Weybosset Street Providence RI 02903	85	No
Eddie & Sons Diner	74 Dorrance Street Providence RI 02903	85	No
Edesia, LLC.	88 Royal Little Drive Providence RI 02904	35	No
El Chapin II	271 Plainfield Street Providence RI 02909	85	No
El Malecon Restaurant	1228 Broad Street Providence RI 02905-2909	85	No
El Mogote	1262 Broad Street Providence RI 02905	85	No
El Quiche Bakery	1076 Chalkstone Avenue Providence RI 02908	81	No
El Rancho Grande	311 Plainfield Street Providence RI 02909	85	No
El Rey De Las Pupusas	1019 Chalkstone Avenue Providence RI 02908	85	No
Electrolizing, Inc.	20 Houghton Street Providence RI 02904	11	Yes
Elliot M. Robbins Funeral Home	2251 Mineral Spring Avenue North Providence RI 02911	96	No
Elmhurst Extended Care	50 Maude Street Providence RI 02908	90	No
Elmwood Community School	708 Elmwood Ave Providence RI 02907	86	No
Elmwood Health Center	225 Elmwood Avenue Providence RI 02906	86	No
Elmwood Ultra Clean Laundry	801 Elmwood Avenue Providence RI 02907	92	No
Epivax, Inc.	146 Clifford Street Providence RI 02903	95	No
Epoch Assisted Living on the East Side	1 Butler Avenue Providence RI 02906	86	No
Epoch on Blackstone Boulevard, LLC	353 Blackstone Boulevard Providence RI 02906	86	No
Ethan Zamp & Co. Ltd.	125 North Main Street Providence RI 02903	85	No
Evans Plating Corporation (N.P.)	50 Waterman Avenue North Providence RI 02911	11	Yes
Excellent Pizza	255 Reservoir Ave. Providence RI 02907	85	No
F. Saia Restaurants, Inc. LLC	1200 Hartford Avenue Johnston RI 02919	85	No

**Field's Point
List of Permitted Users - 2012**

Company Name	Facility Address	Category	Significant
Factory Mutual Insurance Co.	270 Central Avenue Johnston RI 02919	86	No
Fairfield Residential - Roger Williams	1 Thomas Olney Common Providence RI 02904	86	No
Fairfield Residential - Thomas Olney	99 Roger Williams Green Providence RI 02904	86	No
Fairfield Residential-Nickolas Brown	99 Roger Williams Green Providence RI 02904	86	No
Fairfield Residential-Steven Hopkins	99 Roger Williams Green Providence RI 02904	86	No
Fairfield Residential-William Ellery	99 Roger Williams Green Providence RI 02904	86	No
Farmstead, Inc.	186 Wayland Avenue Providence RI 02906	85	No
Fat Belly's Pub	125 Canal Street Providence RI 02903	85	No
Fed-Rick Veal Company	125 Sutton Street Providence RI 02903	81	No
Fellini Pizzeria	166 Wickenden Street Providence RI 02903	85	No
Ferguson Animal Enterprises Inc.	660 Woonasquatucket Avenue North Providence RI 02911	99	No
Ferguson Perforating & Wire	130 Ernest Street Providence RI 02905	42	No
Fernando Originals	184 Woonasquatucket Avenue North Providence RI 02911	41	No
FI Managment, LLC	929 North Main Street Providence RI 02904	92	No
Fidas Restaurant Inc.	270 Valley Street Providence RI 02909	85	No
Figidini Wood Fire Eatery, LLC	67 Washington Street Providence RI 02903	85	No
Finest Car Wash	38 Pleasant Valley Parkway Providence RI 02908	97	No
Firehouse No. 13, LLC	41 Central Street Providence RI 02907	86	No
First Casting, Inc.	64 Dyerville Avenue Johnston RI 02919	59	No
Flan y Ajo	225 A Westminster Street Providence RI 02903	85	No
Fleming's Steakhouse	1 West Exchange Street Providence RI 02903	85	No
Florentine Grill, Inc	1195 Douglas Avenue North Providence RI 02904	85	No
Fondue Providence, LLC	199 Providence Place Providence RI 02903	85	No
Food and Beverage Corp.	44 Custom House Street Providence RI 02903	85	No
Food For The Soul	149 Admiral Street Providence RI 02908	85	No
Four Season's Restaurant	361 Reservoir Avenue Providence RI 02907	85	No
Freeman's Acquisition, Inc.	10 Rosario Drive Providence RI 02909	97	No
Freeway Car Wash	1880 Westminster Street Providence RI 02909	97	No
Friendly's	1883 Mineral Spring Avenue North Providence RI 02904	85	No
Froyo World	219 Thayer Street Providence RI 02906	85	No
Fuji Chen	Providence Place Mall Providence RI 02903	85	No

**Field's Point
List of Permitted Users - 2012**

Company Name	Facility Address	Category	Significant
G. Tanury Plating Company	100 Railroad Avenue Johnston RI 02919	11	Yes
Galvanique (Johnston)	1340 Hartford Avenue Johnston RI 02919	41	No
Gano Holdings, LLC	220 India Street Providence RI 02903	86	No
Ga-Rel Manufacturing Company	564 Manton Avenue Providence RI 02909	44	No
General Plating Company	475 Harris Avenue Providence RI 02909	11	Yes
Genesis Marketing Group - Warren Avenue	2 Warren Avenue North Providence RI 02911	42	No
Geneva Diner	1162 Douglas Avenue North Providence RI 02904	85	No
Geoff's Superlative Sandwiches - Benefit	163 Benefit Street Providence RI 02903	85	No
Gepetto's	57 DePasquale Avenue Providence RI 02903	85	No
GIFU Providence, Inc.	Providence Place Mall Providence RI 02903	85	No
Gilbane Building Company	7 Jackson Walkway Providence RI 02903	53	No
Golden City	39 Putnam Pike Johnston RI 02919	85	No
Golden Crust Pizza	1526 Smith Street North Providence RI 02911	85	No
Gothic Pewter LLC	95 Hathaway Street, Suite 31 Providence RI 02907	43	No
Gourmet Heaven	173 Weybosset Street Providence RI 02903	82	No
Gourmet House Restaurant	787 Hope Street Providence RI 02906	85	No
Gracies	194 Washington Street Providence RI 02903	85	No
Greco Brothers Inc.	1 Greco Lane Providence RI 02909-2616	27	No
Grilled Cheese To Go LLC	Food Court 1 Providence Place Providence RI 02903	85	No
GTECH Center	10 Memorial Blvd Providence RI 02903	85	No
Guatapan Bakery	95 Manton Avenue Providence RI 02909	81	No
Guido Murphy, Inc.	1874 Mineral Spring Avenue North Providence RI 02904	85	No
H & M Industries, LLC.	1119 Douglas Avenue North Providence RI 02904	41	No
H and A Kitchen	92 Carpenter Street Providence RI 02903	85	No
H&S Management, LLC	1401 Douglas Avenue North Providence RI 02904-4058	85	No
Harrison Casting	15 Joy Street Johnston RI 02919	51	No
Hartford Laundromat, Inc.	401 Hartford Avenue Providence RI 02909	92	No
Haruki East Ltd.	172 Wayland Avenue Providence RI 02906	85	No
Haven Brothers Diner	72 Spruce Street Providence RI 02903-1557	85	No
Herff Jones, Inc.	226 Public Street Providence RI 02905	11	Yes
Highlander Charter School	42 Lexington Avenue Providence RI 02907	86	No

**Field's Point
List of Permitted Users - 2012**

Company Name	Facility Address	Category	Significant
Hillview Auto Body	105 Railroad Avenue Johnston RI 02919	97	No
HNC, LLC	300 George Waterman Road Johnston RI 02919	85	No
Hodosh Dental Associates, Inc.	243 Elmwood Avenue Providence RI 02907	94	No
Hoey-Arpin-Williams-King Funeral Home	168 Academy Avenue Providence RI 02908	96	No
Hoffman Animal Hospital	1338 Broad Street Providence RI 02905	94	No
Home and Hospice Care of Rhode Island	1085 North Main Street Providence RI 02904	86	No
Homefries Restaurant	1417 Atwood Avenue Johnston RI 02919	85	No
Hometown Pizza and Subs	620 Killingly Street Johnston RI 02919	85	No
Honey Dew Donuts (Allens)	460 Allens Avenue Providence RI 02905	85	No
Honey Dew Donuts (North Main Street)	695 North Main Street Providence RI 02904	85	No
Hope Creamery	569 Branch Avenue Providence RI 02904	85	No
Hope Street Pizza	772 Hope Street Providence RI 02906	85	No
Hopkins Manor Ltd	610 Smithfield Road North Providence RI 02904	86	No
Hot & Cold, LLC	895 Smith Street Providence RI 02908	85	No
Housing Authority of the City of Prov.	243 Smith Street Providence RI 02903	86	No
HSG, Inc.	121 South Main Street Providence RI 02903	85	No
Hudson Liquid Asphalts, Inc.	30 Shipyard Street Providence RI 02905	37	No
Hurd Auto Mall LLC	1705 Hartford Avenue Johnston RI 02919	97	No
I. Broomfield & Son, Inc.	14 LeHigh Street Providence RI 02905	41	No
Ice Lounge, Inc.	342 Atwells Avenue Providence RI 02903-1444	85	No
Ideal Plating & Polishing Co., Inc.	175 Public Street Providence RI 02903	11	Yes
Imperial Tile & Marble Works Inc.	1006 Charles Street North Providence RI 02904	99	No
India Restaurant	1060 Hope Street Providence RI 02906	85	No
Induplate LLC	1 Greystone Drive North Providence RI 02911	11	Yes
International Cafe and Club	1526 Old Louisquisset Pike Lincoln RI 02865	85	No
International Chromium Plating	2 Addison Place Providence RI 02909	11	Yes
International Etching, Inc.	7 Ninigret Avenue Providence RI 02907	11	Yes
International Insignia Corporation	1280 Eddy Street Providence RI 02905	11	Yes
Ira Green, Inc.	177 Georgia Avenue Providence RI 02905	11	Yes
Istanbul Gourmet Market, LLC	1706 Mineral Spring Avenue North Providence RI 02904	82	No
Item Holding LLC	55 Dupont Drive Providence RI 02907	49	No

**Field's Point
List of Permitted Users - 2012**

Company Name	Facility Address	Category	Significant
Ivy Tavern	758 Hope Street Providence RI 02906	85	No
J & D Shoppes, Inc.	46 Putnam Pike Johnston, RI 02919	85	No
J & W - Center for Culinary Excellence	333 Shipyard Street Providence RI 02905	86	No
J & W - Imperial Hall	15 Hospital Street Providence RI 02903	86	No
J & W - South Hall	1 Washington Ave Providence RI 02905	86	No
J & W Xavier Academics Center	261 Pine Street Providence RI 02903	86	No
J & W-Chestnuts	59 Chestnut Street Providence RI 02903	85	No
J & W-Culinary Museum Catering Kitchen	315 Harborside Boulevard Providence RI 02905	86	No
J & W-Harborside Academics	265 Harborside Blvd. Providence RI 02905	86	No
J & W-McNaulty Hall	200 Weybosset Street Providence RI 02903	86	No
J & W-Snowden Hall	32 Page Street Providence RI 02903	86	No
J & W-The University Club	30 Chestnut Street Providence RI 02903	85	No
J. Joy's Sugar Shack	1910 Smith Street North Providence RI 02911	81	No
J.D.J.C. LLC	245 Atwells Avenue Providence RI 02903	85	No
J.F. Skeffington Funeral Home	925 Chalkstone Avenue Providence RI 02908	96	No
J.G., Inc.	258 Greenville Avenue Johnston RI 02919	85	No
J.H. Realty	134 Thurbers Avenue Providence RI 02905	53	No
J.M.V. Pizza & Subs	35 Smithfield Road North Providence RI 02904	85	No
Jacky's Galaxie	1 Commerce Way Johnston RI 02919	85	No
Jacky's Galaxie Restaurant	1449 Mineral Spring Avenue North Providence RI 02904	85	No
Jacky's Waterplace	Water Place Towers, 200 Exchange Street Providence RI 02903	85	No
Jacob Werba	655 Broad Street Providence RI 02907	94	No
Jade East, Inc.	9 Greenville Avenue Johnston RI 02919	85	No
Jains's Laundry, Inc.	39 Putnam Pike Johnston RI 02919	92	No
Jamel MEP, LLC	1100 Broad Street Providence RI 02905	85	No
JAMRA, Inc.	680 Admiral Street Providence RI 02908	85	No
Jan Co. Central, Inc.	9 Putnam Pike Johnston RI 02919	85	No
Janczynsky Food Inc.	167 Ives Street Providence RI 02906	85	No
Jaques, Ltd.	234 Thayer Street Providence RI 02906	85	No
JB Foley Printing Co., Inc	1469 Broad Street Providence RI 02905	93	No
JC Gorham	625 Harris Avenue Providence RI 02909	41	No

**Field's Point
List of Permitted Users - 2012**

Company Name	Facility Address	Category	Significant
Jeanette's Bakery	348 Branch Avenue Providence RI 02904	81	No
JH Restaurant Providence LLC	36 Exchange Terrace Providence RI 02903	85	No
JLC Foods, Inc.	1920 Mineral Spring Avenue North Providence RI 02904	85	No
John Rocchio Corp.	Outfall 027 Sewer Separation Providence RI 02906	40	No
John T. A. Romano DDS	463 Broadway Providence RI 02909	94	No
Johnny Rockets	269 Thayer Street Providence RI 02906	85	No
John's Breakfast & Lunch	326 Cranston Street Providence RI 02907	85	No
Johnston Donuts Inc.	1680 Hartford Avenue Johnston RI 02919	85	No
Johnston Family Dentistry	1136 Hartford Avenue Johnston RI 02919	94	No
Johnston Pizza House	705 Killingly Street Johnston, RI 02919	85	No
Johnston Senior Center	1291 Hartford Avenue Johnston RI 02919	86	No
Jon Roc Linc	100 Twin River Road Lincoln RI 02865	85	No
Josef Creations	55 Cromwell Street Providence RI 02907	43	No
Joseph A. Izzi, M.D., Inc.	1351 Smith Street North Providence RI 02911	94	No
Joseph Samuels Dental Center	593 Eddy Street Providence RI 02903	94	No
Jozon Enterprises	739 Hartford Ave Providence RI 02919-5418	85	No
JRB Associates Inc.	94 Silver Spring Street Providence RI 02904	11	Yes
JRB LLC	318 Broadway Providence RI 02909	85	No
KB Surfaces	775 Hartford Avenue Johnston RI 02919	42	No
Kelly Laundromat	8R Bancroft Street Providence RI 02909	92	No
Kelly's Car Wash	200 Charles Street Providence RI 02904	97	No
Ken Wok	1601 Mineral Spring Avenue North Providence RI 02904	85	No
Kenneth Providence LLC	1 Providence Place, Space 5115 Providence RI 02903	85	No
Kentucky Fried Chicken (Broad Street)	420 Broad Street Providence RI 02907	85	No
Kentucky Fried Chicken (Johnston)	1477 Atwood Avenue Johnston RI 02919	85	No
KFC - Mineral Spring Avenue	1592 Mineral Spring Avenue North Providence RI 02904	85	No
KFC - North Main Street	805 North Main Street Providence RI 02904	85	No
Khan Food Services	242 Broad Street Providence RI 02903	85	No
Kirks Folly	236 Chapman Street Providence RI 02905	11	Yes
KJB Industries Inc.	49 Peck Street Providence RI 02903	85	No
KMN, LLC	1025 Chalkstone Ave Providence RI 02908	85	No

**Field's Point
List of Permitted Users - 2012**

Company Name	Facility Address	Category	Significant
Kon Asian Bistro	1386 Atwood Avenue Johnston RI 02919	85	No
KVRH Foods Inc.	51 Silver Spring Street Providence RI 02904	85	No
L.A. Baileys	1046 Charles Street North Providence RI 02904	85	No
L.D.'s Sausage Shop	753 Hartford Avenue Johnston RI 02919-6419	85	No
L.M. Hovey, LLC	33 Fuller Street Providence RI 02907	46	No
La Gran Parada	937 Broad Street Providence RI 02905	85	No
La Lin Coin Laundrymat	524-528 Cranston Street Providence RI 02907	92	No
La Lupita	1950 Westminster Street Providence RI 02909	85	No
La Sonrisa Restaurant (Cranston St.)	559 Cranston Street Providence RI 02907	85	No
Ladder 133 Inc.	133 Douglas Avenue Providence RI 02908	85	No
Lancellotta's Banquet Restaurant	1113 Charles Street North Providence RI 02904	85	No
Lanni Restaurant Group, LLC	16 Josephine Street North Providence RI 02904	85	No
LaSalle Academy	612 Academy Avenue Providence RI 02908	86	No
LaSalle Donuts Inc.	1009 Smith Street Providence RI 02911	85	No
Laundromax - 1315 Broad Street, LLC	1315 Broad Street Providence RI 02905	92	No
Laundromax - Atwells Avenue LLC	926 - 930 Atwells Avenue Providence RI 02903	92	No
Laundry Club	140 Medway Street Providence RI 02906	92	No
Laundry World	722 Cranston Street Providence RI 02907-3059	92	No
Laurelmead Cooperative Inc.	355 Blackstone Boulevard Providence RI 02906	86	No
Lawrence Page, DMD, Inc.	31 Elmgrove Avenue Providence RI 02906	94	No
Lawrence Stephenson, DDS, LTD	1826 Mineral Spring Avenue North Providence RI 02904	94	No
Lee's Manufacturing	160 Niantic Avenue Providence RI 02907	43	Yes
Li Li Wok	600 Douglas Avenue Providence RI 02908	85	No
Lighthouse Restaurant, Inc.	1655 Hartford Avenue Johnston RI 02919	85	No
Lima Elementary School	249 Bucklin Street Providence RI 02907	86	No
Lima Subs, LLC	306B Charles Steet Providence RI 02904	85	No
L'Image, Inc.	9 Warren Avenue North Providence RI 02911	42	No
Little Caesar's	539 Smith Street Providence RI 02908	85	No
Little Caesars Pizza	529 Broad Street Providence RI 02907	85	No
LM Taco RI	1481 Mineral Spring Avenue North Providence RI 02911	85	No
LNP Enterprises, Inc.	845 North Main Street Providence RI 02904	85	No

**Field's Point
List of Permitted Users - 2012**

Company Name	Facility Address	Category	Significant
LNP Enterprises, Inc.	1818 Mineral Spring Avenue North Providence RI 02904	85	No
Long River Restaurant	433 Plainfield Street Providence RI 02909	85	No
Los Andes Restaurant	903 Chalkstone Avenue Providence RI 02908	85	No
Lot 401 East	220 Atwells Avenue Providence RI 02903	85	No
Lucky Garden	1852 Smith Street North Providence RI 02911	85	No
Lucky Garden 8	734 Eddy Street Providence RI 02903	85	No
Lucky Station BBQ Restaurant LLC	150 Elmwood Ave. Providence RI 02907	85	No
Luigi's Gourmet Express	1359 Hartford Avenue Johnston RI 02919	85	No
Luxe Burger Bar	5 Memorial Boulevard Providence RI 02903	85	No
Lynn's Dolce E Pane	725 Branch Avenue Providence RI 02904	81	No
M. G. Motors Inc.	1402 Atwood Avenue Johnston RI 02919	97	No
Mac-Gray Services, Inc.	550 Hartford Avenue Providence RI 02909	92	No
Magic Gas & Carwash, Inc.	1885 Mineral Spring Avenue North Providence RI 02911	97	No
Mahr Federal Inc	1144 Eddy Street Providence RI 02905-4509	52	No
Mahr Federal Inc.	1139 Eddy Street Providence RI 02905	11	Yes
Mainelli Tool & Die, Inc.	30 Houghton Street Providence RI 02904	42	No
Manton Donuts, Inc.	51 Manton Avenue Providence RI 02909	85	No
Mark Precision, Inc.	70 Salmon Street Providence RI 02909	42	No
Markos Automotive	141 Manton Avenue Providence RI 02909	97	No
Martin S. Hanoian, DMD, Ltd.	595 Hope Street Providence RI 02906-2699	94	No
Maya Bakery	113-115 Valley Street Providence RI 02909	89	No
Maya Guatemala, Inc.	264 Pocasset Avenue Providence RI 02909	85	No
McBride's Pub	161 Wayland Avenue Providence RI 02906	85	No
McCormick & Schmick Restaurant	11 Dorrance Street Providence RI 02903	85	No
McDonald's - Branch Ave.	736 Branch Avenue Providence RI 02904	85	No
McDonald's/Kristin Foods, Inc.	1377 Atwood Avenue Johnston RI 02919	85	No
Mediterraneo Corp.	134 Atwells Avenue Providence RI 02903	85	No
Meeting Street	1000 Eddy Street Providence RI 02905	86	No
Mekong Market	314 Broad Street Providence RI 02907	81	No
Meller Optics, Inc.	120 Corliss Street Providence RI 02904	27	No
Metallurgical Solutions, Inc.	85 Aldrich Street Providence RI 02905	11	Yes

**Field's Point
List of Permitted Users - 2012**

Company Name	Facility Address	Category	Significant
Metro Honda	1880 Hartford Avenue Johnston RI 02919	85	No
Metropolitan Career & Tech Ctr	325 Public Street Providence RI 02905	86	No
Mi Guatemala Restaurant	1049 Atwells Avenue Providence RI 02909	85	No
Mi Quisqueya Meat Market	933 Broad Street Providence RI 02907	81	No
Mi Sueno Inc.	1070 Broad Street Providence RI 02905	85	No
Michael A. Barry, DMD, Inc.	1524 Atwood Avenue Johnston RI 02919	94	No
Milad Ayad	1428 Hartford Avenue Johnston RI 02919	85	No
Mills Coffee Roasting Co.	1058 Broad Street Providence RI 02905	89	No
Mineral Spring Holdings, LLC	1527 Mineral Spring Avenue North Providence RI 02904	97	No
Minervas Pizza	20 South Angell Street Providence RI 02906	85	No
Ming River Chinese Restaurant	680 Elmwood Avenue Providence RI 02907	85	No
Miriam Hospital	164 Summit Avenue Providence RI 02906	90	No
Mita Enterprise of RI	1778 Mineral Spring Avenue North Providence RI 02904	85	No
Monahan-Drabble-Sherman	230 Waterman Street Providence RI 02906	96	No
Monarch Metal Finishing, Inc.	189 Georgia Avenue Providence RI 02905	11	Yes
Moody Machine Products, Inc.	141 Carolina Avenue Providence RI 02905	21	No
Moran Transportation Industries, Inc.	106 Francis Street Providence RI 02903	52	No
Morgan Health Center	80 Morgan Avenue Johnston RI 02919-6768	86	No
Morgan Mill Metals, LLC	25 Morgan Mill Road Johnston RI 02919	41	No
Morvillo & Sons, Inc	160 Niantic Avenue Providence RI 02907	43	No
Moses Brown School	250 Lloyd Avenue Providence RI 02906	86	No
Motiva Enterprises, LLC	520 Allens Avenue Providence RI 02905	37	No
Mount Pleasant High School	434 Mount Pleasant Avenue Providence RI 02908	86	No
Mozzarella's of N.P., Inc.	1021 Mineral Spring Avenue North Providence RI 02904	85	No
Mr. Biggs Saloon	1463 Atwood Avenue Johnston RI 02919	85	No
Mt. Fuji Japanese Steak House	80 Dean Street Providence RI 02903	85	No
Mutual Metals/Mutual Cornell	136 Corliss Street Providence RI 02904	43	No
My Car, Incorporated	1178 Atwood Avenue Johnston RI 02919	97	No
N.E. Testing Laboratory, Inc.	1254 Douglas Avenue North Providence RI 02904-5392	95	No
Nabsys	60 Clifford Street Providence RI 02903	95	No
Nancy's Fancies	294 Atwells Avenue Providence RI 02903	85	No

**Field's Point
List of Permitted Users - 2012**

Company Name	Facility Address	Category	Significant
Nara, LLC	248 Atwells Avenue Providence RI 02903	85	No
Narr. Electric (Allens Ave.)	642 Allens Avenue Providence RI 02905	44	No
Narr. Electric Co.-Vault Op.-FP	280 Melrose Street Providence RI 02907-2157	27	No
Narr. Electric-Melrose Chiller	280 Melrose Street Providence RI 02907	51	No
Narragansett Improvement Co.	223 Allens Avenue Providence RI 02903	35	No
Narragansett Jewelry	100 Dupont Drive Providence RI 02907	11	Yes
Naseeb Corporation	912 Broad Street Providence RI 02907	85	No
National Amusements, Inc.	Ten Providence Place Providence RI 02903	99	No
NBC Analytical Laboratory	One Service Road Providence RI 02905	95	No
Never Spring, LLC	60 Valley Street Providence RI 02909	85	No
New China	1331 Broad Street Providence RI 02905	85	No
New Rivers Restaurant Group Inc.	9 Steeple Street Providence RI 02903	85	No
New Tokyo Inc.	388 Wickenden Street Providence RI 02903	85	No
New Wing Kee B-B-Q & Poultry	45 Central Street Providence RI 02907	85	No
Newport West	50 Aborn Street Providence RI 02903	85	No
NGC INC.	74 Railroad Avenue Johnston RI 02919	81	No
Nice Slice	267 Thayer Street Providence RI 02906	85	No
Nicholas D. Iannuccilli, M.D.	1515 Smith Street North Providence RI 02911	94	No
Nick's Auto Body, Inc.	44 Bradford Street Providence RI 02903	97	No
Nicks on Broadway	500 Broadway Providence RI 02909	85	No
NNC of Rhode Island, Inc.	1525 Hartford Avenue Johnston RI 02919	97	No
Noble House	1463 Atwood Avenue Johnston RI 02919	85	No
Nordstrom, Inc.	6 Providence Place Providence RI 02903	85	No
Norman Brice Seggel	535 South Main Street Providence RI 02903	94	No
North Main Street Auto Wash	985 North Main Street Providence RI 02904	97	No
North Providence Dental Associates	1635 Mineral Spring Avenue North Providence RI 02904	94	No
North Providence High School	1828 Mineral Spring Avenue North Providence RI 02911	86	No
Northeast Environmental	472 Smith Street Providence RI 02908	95	No
Northeast Remsco Construction, Inc.	Seekonk CSO Interceptor 303.04c Providence RI 02905	40	No
Northland Environmental LLC	252 Allens Avenue Providence RI 02905-5002	43	No
Nueva San Salvador Bakery, Inc.	1075 Chalkstone Avenue Providence RI 02908	81	No

**Field's Point
List of Permitted Users - 2012**

Company Name	Facility Address	Category	Significant
Number One Cleaners	629 Killingly Street Johnston RI 02919	92	No
Oasis Market	220 Broad Street Providence RI 02903	85	No
Ocean State Laundry	361 Reservoir Avenue Providence RI 02907	92	No
Ocean State Metals, Inc.	80 Delaine Street Providence RI 02909	46	No
Ocean State Peeled Potatoes	1587 Plainfield Pike Johnston RI 02919	81	No
Oki Japanese Steakhouse	1270 Mineral Spring Avenue North Providence RI 02904	85	No
Old Canteen Restaurant	120 Atwells Avenue Providence RI 02903	85	No
Olden Enterprize	727 Cranston Street Providence RI 02907	85	No
Olga Frey, D.M.D.	322 Broadway Providence RI 02909	94	No
Olga's Cup and Saucer, Inc.	103 Point Street Providence RI 02903	85	No
Olneyville Fried Chicken, Inc.	49 Olneyville Square Providence RI 02909	85	No
Olneyville NY System	18 Plainfield Street Providence RI 02909	85	No
Olson & Parent Funeral Home, Inc.	417 Plainfield Street Providence RI 02909	96	No
Olympic Pizza	1323 Broad Street Providence RI 02905	85	No
OMS Specialists, Inc	1524 Atwood Avenue Johnston RI 02919	94	No
Original N.Y. System Rrestaurant	424 Smith Street Providence RI 02908	85	No
Original Palmieri's Bakery	147 Ridge Street Providence RI 02909	85	No
Our Lady of the Rosary	21 Traverse Street Providence RI 02903	85	No
OV's Restaurant	489 Allens Avenue Providence RI 02905	85	No
P Maureen Girard	1716 Mineral Spring Avenue North Providence RI 02904	89	No
P.F. Chang's China Bistro, Inc.	111 Providence Place Providence RI 02903	85	No
Pacific Seafood Market	247 Reservoir Avenue Providence RI 02907	81	No
Panaderia & Restaurante Centroamericano	582 Cranston Street Providence RI 02907	85	No
Panaderia El Paisano	928 Plainfield Street Johnston RI 02919	82	No
Panaderia El Quetzal, Inc.	445 Hartford Avenue Providence RI 02909	89	No
Pandora's Products	20 Marblehead Avenue North Providence RI 02904	81	No
Pane E Vino	365 Atwells Avenue Providence RI 02903	85	No
Panera Bread	43 Providence Place Providence RI 02903	85	No
Paolucci Family Dentist	931 Smith Street Providence RI 02908	94	No
Parity Laundry, Inc.	744 Branch Avenue Providence RI 02904	92	No
Parkside Rotisserie & Bar	76 South Main Street Providence RI 02903	85	No

**Field's Point
List of Permitted Users - 2012**

Company Name	Facility Address	Category	Significant
Pasha Lounge	840 Allens Avenue Providence RI 02905	85	No
Passionflower, Inc.	840 Allens Avenue Providence RI 02905	85	No
Pastiche Fine Desserts	92 Spruce Street Providence RI 02903	85	No
Patrician Corp. / Mr. Ralph's	1070 Hope Street Providence RI 02906	92	No
Patterson Park Partners, LLC	121 Washington Street Providence RI 02903	85	No
Paul Cuffee High School	544 Elmwood Ave Providence RI 02907	86	No
Paul Cuffee School	459 Promenade Street Providence RI 02908	86	No
Paul's Dry Cleaning Services, Inc.	571 Hartford Avenue Providence RI 02909	92	No
Pauly Penta's Italian Deli	1290 Mineral Spring Avenue, Suite B North Providence RI 02904	85	No
Pearl Restaurant & Lounge	393 Charles Street Providence RI 02904	85	No
Pediatric Dentistry	226 Waterman Street Providence RI 02906-4387	94	No
Pennine Funeral Home	28 Grove Street Providence RI 02909	96	No
Perel & Bilder, Inc.	116 Wayland Avenue Providence RI 02906	94	No
Periodontal Associates	189 Governor Street Providence RI 02906	94	No
Periodontics, Inc.	167 Gano Street Providence RI 02906	94	No
Pescatore's Seafood, Inc.	1505 Atwood Avenue Johnston RI 02919	81	No
Pezzeli Nursing Center	100 Smithfield Road North Providence RI 02904	86	No
PG Foods Inc.	1017 Smith Street Providence RI 02908	85	No
PHAT BOYZ	1112 Broad Street Providence RI 02907	85	No
Philip Barr, DDS	247 South Main Street Providence RI 02903	94	No
Philip J. Correia, D.D.S.	1545 Smith Street North Providence RI 02911	94	No
Pho Horn's Inc.	50 Ann Mary Street Pawtucket RI 02860	85	No
Phoenix Dragon Restaurant	256 Broadway Providence RI 02903	85	No
Pierce Manor	20 Grand Street Providence RI 02907	86	No
Pilgrim Screw Corporation	120 Sprague Street Providence RI 02907	11	Yes
Pito's Restaurant #2	499 Cranston Street Providence RI 02907	85	No
Pitos Restaurant I	1029 Broad Street Providence RI 02905	85	No
Pizza Palace	1583 Plainfield Pike Johnston RI 02919	85	No
Pizza Pie Er	374 Wickenden Street Providence RI 02903	85	No
Pizza Queen	215 Weybosset Street Providence RI 02903	85	No
Pizzeria Gusto, Inc.	259 Broadway Providence RI 02903	85	No

**Field's Point
List of Permitted Users - 2012**

Company Name	Facility Address	Category	Significant
Pizzico Restaurante	762 Hope Street Providence RI 02906	85	No
Planned Parenthood of South N.E.	111 Point Street Providence RI 02903	95	No
Plasticast, Inc.	365 Douglas Avenue Providence RI 02908	42	No
Pocasset Bay Manor	12 Old Pocasset Lane Johnston RI 02919	86	No
Popeye's Chicken	77 Reservoir Avenue Providence RI 02909	85	No
Popeye's Chicken and Biscuits	Providence Place Mall Providence RI 02903	85	No
Portion Meat Associates, Inc.	356 Valley Street Providence RI 02908	81	No
Portland Transmission	290 Smith Street Providence RI 02908	42	No
Pranzi Catering	996 Chalkstone Avenue Providence RI 02908	85	No
Precision Industries, Inc.	501 Valley Street Providence RI 02908	41	No
PRI I	21 Atwells Ave Providence RI 02903	85	No
PRI I, LP	21 Atwells Avenue Providence RI 02903	86	No
Price Rite	325 Valley Street Providence RI 02908	82	No
Pride Laundry	1025 Chalkstone Avenue Providence RI 02908	92	No
PRII, LP	21 Atwells Avenue Providence RI 02903	85	No
Prince Enameling Company, Inc.	10 Alcazar Avenue Johnston RI 02919	41	No
Pristine Laundromat	1000 Chalkstone Avenue Providence RI 02908	92	No
Proprint Incorporated	1145 Atwood Avenue Johnston RI 02919	93	No
Prosthodontics	200 Waterman Street Providence RI 02906	94	No
Prov. College- Albertus Magnus/Sowa Hall	Providence College Campus Providence RI 02918	95	No
Prov. College- Suite Building	Providence College Campus Providence RI 02918	86	No
Prov. College-Peterson Recreation Center	Providence College Campus Providence RI 02918	89	No
Prov. Journal Co. - Production Facility	1 Providence Place Way Providence RI 02903	24	Yes
Providence Auto Body, Inc.	350 Silver Spring Street Providence RI 02904	97	No
Providence Coal Fired Pizza	381 Westminster Street Providence RI 02903	85	No
Providence College - Alumni Hall	Providence College Campus Providence RI 02918	86	No
Providence College - Aquinas Hall	Providence College Campus Providence RI 02918	86	No
Providence College - Bedford Hall	Providence College Campus Providence RI 02918	86	No
Providence College - Ceramics	Providence College Campus Providence RI 02918	89	No
Providence College - Davis Hall	Providence College Campus Providence RI 02918	86	No
Providence College - Ditragia Hall	Providence College Campus Providence RI 02918	86	No

**Field's Point
List of Permitted Users - 2012**

Company Name	Facility Address	Category	Significant
Providence College - Dore Hall	Providence College Campus Providence RI 02918	86	No
Providence College - Fennell Hall	Providence College Campus Providence RI 02918	86	No
Providence College - Guzman Hall	Providence College Campus Providence RI 02918	86	No
Providence College - Hickey Hall	Providence College Campus Providence RI 02918	95	No
Providence College - Hunt-Cavanagh	Providence College Campus Providence RI 02918	93	No
Providence College - Italy Street	7 Italy Street Providence RI 02918	97	No
Providence College - Joseph Hall	Providence College Campus Providence RI 02918	86	No
Providence College - Mal Brown Hall	Providence College Campus Providence RI 02918	86	No
Providence College - McDermott Hall	Providence College Campus Providence RI 02918	86	No
Providence College - McVinney Hall	Providence College Campus Providence RI 02918	86	No
Providence College - Meagher Hall	Providence College Campus Providence RI 02918	86	No
Providence College - Raymond Hall	Providence College Campus Providence RI 02918	86	No
Providence College - Schneider Arena	Providence College Campus Providence RI 02918	89	No
Providence College- Cunningham Hall	Providence College Campus Providence RI 02918	86	No
Providence College- Smith Ctr. for Arts	Providence College Campus Providence RI 02918	99	No
Providence College-Power Plant	Huxley Avenue Providence RI 02918	53	No
Providence College-Service Building	Providence College Campus Providence RI 02918	99	No
Providence College-St. Aquinas Priory	Providence College Campus Providence RI 02918	86	No
Providence Community Health Centers	557 Broad Street Providence RI 02907	94	No
Providence Community Library	1 Olneyville Square Providence RI 02909	84	No
Providence Electroplating Works	928 Eddy Street Providence RI 02905	41	No
Providence Elementary School	50 Springfield Street Providence RI 02909	86	No
Providence Housing Authority	50 Laurel Hill Avenue Providence RI 02909	86	No
Providence KNC, Inc.	45 Pleasant Valley Parkway Providence RI 02908	85	No
Providence Marriott	One Orms Street Providence RI 02904	86	No
Providence Oyster Bar	283 Atwells Avenue Providence RI 02903	85	No
Providence Place Pockets	288 Thayer Street Providence RI 02906	85	No
Providence Prime	279 Atwells Avenue Providence RI 02903	85	No
Providence Public Safety Complex	325 Washington Street Providence RI 02903	86	No
Providence River Animal Hospital	131 Point Street Providence RI 02903	99	No
Providence School Department	797 Westminster Street Providence RI 02903	85	No

**Field's Point
List of Permitted Users - 2012**

Company Name	Facility Address	Category	Significant
Providence School Department	60 Camden Avenue Providence RI 02908	86	No
Providence School Dept.	152 Springfield Street Providence RI 02909-5833	86	No
Providence Specialty Products	33 Dearborn Street Providence RI 02909	34	Yes
Putnam Street Laundromat	72 Putnam Street Providence RI 02909	92	No
Quality Beef Co., Inc.	25 Bath Street Providence RI 02908	81	No
Quality Cleansers, Inc.	1115 Chalkstone Avenue Providence RI 02908	92	No
Quality Spraying Technologies	150 Park Lane Providence RI 02907	27	No
Quest Diagnostics Inc. (Atwood)	1524 Atwood Avenue, Suite LL1 Johnston RI 02919	95	No
R. E. Sturdy Company, Inc.	928 Eddy Street Providence RI 02905	11	Yes
R.C. Motors Inc.	17 Industrial Lane Johnston RI 02919	97	No
R.I. Beef & Veal, Incorporated	60 Armento Street Johnston RI 02919	81	No
R.I. D.O.T.-Materials Testing	Two Capitol Hill Providence RI 02903	95	No
R.I. Hospital - Hasbro Childrens	593 Eddy Street Providence RI 02903	90	No
R.I. Publications Society	200 Allens Avenue Providence RI 02903	85	No
R.I.P.T.A. - Chaffee Building	750 Elmwood Avenue Providence RI 02907	37	No
R.I.P.T.A. - Para-Transit Facility	705 Elmwood Avenue Providence RI 02907	37	No
R.I.P.T.A.-New Bus Facility	269 Melrose Street Providence RI 02907	37	No
RAA, Inc.	141 Atwells Avenue Providence RI 02903	85	No
Rainbow Cleaners, Inc.	101 Reservoir Avenue Providence RI 02907	92	No
Ralph's Bull + Claw Tavern	1027 Charles Street North Providence RI 02904	85	No
Rangina, Inc.	936 Atwells Avenue Providence RI 02909	85	No
Ran-Zan	1084 Hope Street Providence RI 02906	85	No
Ray's Laundry & Cleaners	991 Manton Avenue Providence RI 02909	92	No
RCR Group Inc.	800 Allens Avenue Providence RI 02905	85	No
RCSH Operations, LLC	10 Memorial Blvd Providence RI 02908	85	No
RD Investments	1266 Broad Street Providence RI 02905	85	No
Reali's Fine Italian Cuisine	79 Putnam Pike Johnston RI 02919	85	No
Red Ginger	560 Killingly Street Johnston RI 02919	85	No
Red Stripe East Side, LLC.	465 Angell Street Providence RI 02906	85	No
Regency Plaza Nominee Trust (1)	One Regency Plaza Providence RI 02903	86	No
Regency Plaza Nominee Trust (2)	Two Regency Plaza Providence RI 02903	86	No

**Field's Point
List of Permitted Users - 2012**

Company Name	Facility Address	Category	Significant
Regency Plaza Nominee Trust (3)	Three Regency Plaza Providence RI 02903	86	No
Renaissance Hotel	5 Avenue of the Arts Providence RI 02903	86	No
Reservoir Avenue School	156 Reservoir Avenue Providence RI 02907	86	No
Restaurant Mexico Garibaldi	948 Atwells Avenue Providence RI 02909	85	No
Reyes Food Market	701 Cranston Street Providence RI 02907	82	No
Rhode Island Billiards Club	2026 Smith Street North Providence RI 02911	85	No
Rhode Island Blood Center	405 Promenade Street Providence RI 02908-4811	95	No
Rhode Island Chemical Corporation	754 Branch Avenue Providence RI 02904	43	No
Rhode Island College - Connection 1	600 Mount Pleasant Avenue Providence RI 02908	89	No
Rhode Island College - Connection 2	600 Mount Pleasant Avenue Providence RI 02908	43	No
Rhode Island College - Connection 3	600 Mount Pleasant Avenue Providence RI 02908	99	No
Rhode Island College - Connection 4	600 Mount Pleasant Avenue Providence RI 02908	86	No
Rhode Island Convention Center	One Sabin Street Providence RI 02903	86	No
Rhode Island Favorite Chicken III, LLC	539 Smith Street Providence RI 02908	85	No
Rhode Island Heat Treating Co.	81 Aldrich Street Providence RI 02905	51	No
Rhode Island Hospital	593 Eddy Street Providence RI 02903	90	No
Rhode Island Provision Company	5 Day Street Johnston RI 02919	81	No
Rhode Rockets Inc.	40 Providence Place Providence RI 02903	85	No
RI Community Food Bank	200 Niantic Avenue Providence RI 02907	85	No
RI Department of Health, Chapin Lab	50 Orms Street Providence RI 02904	95	No
Ri Ra the Irish Pub	42 Exchange Terrace Providence RI 02903	85	No
Ribs and Company	1383 Atwood Avenue Johnston RI 02919	85	No
Rich Group	1284 Plainfield Street Johnston RI 02919	52	No
Rico Sazon II	690 Atwells Avenue Providence RI 02909	85	No
RISD - 15 Westminster Street	15 Westminster Street Providence RI 02903	86	No
RISD - Auditorium	1 Canal Street Providence RI 02903	84	No
RISD - Bank Building	27 Market Square Providence RI 02903	99	No
RISD - Bayard-Ewing Building	231 South Main Street Providence RI 02903	99	No
RISD - Benson Hall	235 Benefit Street Providence RI 02903	24	No
RISD - Central Power Plant	7 - 14 North Main Street Providence RI 02903	52	No
RISD - College Building	2 College Street Providence RI 02903	23	No

**Field's Point
List of Permitted Users - 2012**

Company Name	Facility Address	Category	Significant
RISD - Design Center	30 North Main Street Providence RI 02903	93	No
RISD - Dexter House Garage	187 Benefit Street Providence RI 02903	99	No
RISD - East Hall	55 Angell Street Providence RI 02903	86	No
RISD - Fletcher Building	212 Union Street Providence RI 02903	99	No
RISD - Homer Hall	55 Angell Street Providence RI 02903	86	No
RISD - Industrial Design Building	161 South Main Street Providence RI 02903	99	No
RISD - Market House	4 North Main Street Providence RI 02903	84	No
RISD - Mason (CIT) Building	212 Union Street Providence RI 02903	99	No
RISD - Memorial Hall	226 Benefit Street Providence RI 02903	99	No
RISD - Metcalf Building	9 North Main Street Providence RI 02903	43	No
RISD - Nickerson Hall	55 Angell Street Providence RI 02903	86	No
RISD - Refectory	55 Angell Street Providence RI 02903	85	No
RISD - South Hall	55 Angell Street Providence RI 02903	86	No
RISD - Washington Building	20 Washington Place Providence RI 02903	99	No
RISD - Waterman Building	13 Waterman Street Providence RI 02903	99	No
RISD - Winston Clock Tower	55 Angell Street Providence RI 02903	53	No
RISD-Colonial Apartments	171 Benefit Street Providence RI 02903	86	No
RISD-Illustration Studies Building	55 Canal Street Providence RI 02903	84	No
RISD-What Cheer Garage	28 Meeting Street Providence RI 02903	84	No
Rita's Pizza	496 Cranston Street Providence RI 02907	85	No
RJC Enterprises, LLC	1744 Mineral Spring Avenue North Providence RI 02904	85	No
Robert L. Serinsky, DMD	5 Benefit Street Providence RI 02904	94	No
Roberts Polishing	928 Plainfield Street Johnston RI 02919	46	No
Roger Williams Hospital	825 Chalkstone Avenue Providence RI 02908-4735	90	No
Roger Williams Zoo - Carousel Cafe	1000 Elmwood Avenue Providence RI 02907	85	No
Roma LLC	310 Atwells Avenue Providence RI 02903	85	No
Ronit Corporation	579 Atwells Avenue, Suite 102E Providence RI 02903	85	No
Ron's Pastry Gourmet	170 Royal Little Drive Providence RI 02904-1860	81	No
Ronzio Pizza	380 Atwells Avenue Providence RI 02903	85	No
Rosa Mia Pizza and More	133 Greenville Avenue Johnston RI 02919	85	No
Rossi's Cold Cuts & Deli	1877 Smith Street North Providence RI 02911	85	No

Field's Point
List of Permitted Users - 2012

Company Name	Facility Address	Category	Significant
Roundgrille, Inc.	Six Providence Place Providence RI 02903	85	No
Ruby Tuesday #4628	1386 Atwood Avenue Johnston RI 02919	85	No
Rue De L'Espoir	99 Hope Street Providence RI 02906	85	No
Russell J. Boyle & Son	331 Smith Street Providence RI 02908	96	No
RVS Mfg. Co.	387 George Waterman Road Johnston RI 02919	41	No
S&D Eddy, LLC	850 Eddy Street Providence RI 02905	85	No
S&Y Chinese restaurant, Inc	550 Hartford Avenue Providence RI 02909	85	No
S.B. Winsor Dairy	18 Clinton Street Johnston RI 02919	84	No
Sage Manufacturing Company, Inc.	24 Althea Street Providence RI 02907	43	No
Saint Elizabeth Assisted Living	109 Melrose Street Providence RI 02903	86	No
Sakis Pizza	199 Weybosset Street Providence RI 02903	85	No
Sakura Japan	Providence Place Mall Providence RI 02903	85	No
Salon Bar LLC	57 Eddy Street Providence RI 02903	85	No
Salvatore Mancini Resource and Activity	Two Atlantic Boulevard North Providence RI 02911	86	No
Sam's New York System	1031 Mineral Spring Avenue North Providence RI 02904	85	No
Saptagiri LLC	100 Twin River Road Lincoln RI 02865	85	No
Sbarro	81 Providence Place Providence RI 02903	85	No
SCI RI Funeral Services LLC	627 Union Avenue Providence RI 02909	96	No
Scialo Bakery	257 Atwells Avenue Providence RI 02903	81	No
Scopa, LLC	250 Westminster Street Providence RI 02903	85	No
Scrambler's II, Inc.	2 Greenville Avenue Johnston RI 02919	85	No
Second Generation, LLC	301 Atwells Avenue Providence RI 02903	85	No
Segrob Inc.	76 Westminster Street Providence RI 02903	85	No
Seven Stars Bakery	820 Hope Street Providence RI 02906	85	No
Seven Stars Bakery (Broadway)	342 Broadway Providence RI 02909	85	No
Shanghai Restaurant	272 Thayer Street, Unit # 2 Providence RI 02906	85	No
Shank/Balfour Beatty	Shaft/Tunnel 303.03c Providence RI 02908	40	Yes
Shark Sushi Bar & Grill	275 Thayer Street Providence RI 02906	85	No
Shaw's Supermarket Store #194	15 Smithfield Road N. Providence RI 02904	82	No
Shell Oil Company	1132 Mineral Spring Avenue North Providence RI 02904	97	No
Shell Oil Products Company	1680 Hartford Avenue Johnston RI 02919	97	No

**Field's Point
List of Permitted Users - 2012**

Company Name	Facility Address	Category	Significant
Shore's Market, Inc.	1590 Mineral Spring Avenue North Providence RI 02904	82	No
Sicilia's Pizzeria	181 Atwells Avenue Providence RI 02903	85	No
Sidebar Inc. LLC	127 Dorrance Street Providence RI 02903	85	No
Siena, Inc.	236 - 238 Atwells Avenue Providence RI 02903	85	No
Simplex Engine & Machine, Inc.	1011 Westminster Street Providence RI 02903-4022	42	No
Simply Seasonal	1839 Smith Street North Providence RI 02911	85	No
Sin, LLC	200 Allens Avenue, Studio #2 Providence RI 02903	81	No
Skarr	292 Atwells Avenue Providence RI 02903	85	No
Smith Hill Laundromat	411 Smith Street Providence RI 02908	92	No
Snookers Inc.	53 Ashburton Street Providence RI 02904	85	No
Snow Associates	150 Washington Street Providence RI 02903	84	No
Soban Inc.	272 Thayer Street Providence RI 02906	85	No
Souper Bowls	45 Weybosset Street Providence RI 02903	85	No
South Street Cafe	54 South Street Providence RI 02903	85	No
Spats	182 Angell Street Providence RI 02906	85	No
Specialty Cleansing Company	1241 Smith Street Providence RI 02908	92	No
Spectrum Coatings Lab. Inc.	219 Chapman St. Providence RI 02905	46	No
Speedy Auto Service by Monro	1400 Atwood Avenue Johnston RI 02919	97	No
Speedy Pizza	2244 Mineral Spring Avenue North Providence RI 02911	85	No
Spike's Junkyard Dogs	485 Branch Avenue Providence RI 02904	85	No
Sprague Energy Corporation	144 Allens Avenue Providence RI 02903	52	No
SS Subs, Inc	114 Waterman Street Providence RI 02903	85	No
St. Joseph Hospital (Fatima)	200 High Service Avenue North Providence RI 02904	90	No
St. Joseph Hospital (Providence)	21 Peace Street Providence RI 02907	90	No
St. Josephs Pediatric Dental Association	1524 Atwood Avenue, Suite 125 Johnston RI 02919	94	No
Star Cleaners	1060 Broad Street Providence RI 02905	92	No
Starbucks (Biltmore)	11 Dorrance Street Providence RI 02903	85	No
Starbucks (Financial Plaza)	One Financial Plaza Providence RI 02903	85	No
Starbucks Coffee Company	468 Angell Street Providence RI 02906	85	No
Steakout Pizza	890 Allens Avenue Providence RI 02905	85	No
Steere House Nursing Center	100 Borden Street Providence RI 02903	86	No

**Field's Point
List of Permitted Users - 2012**

Company Name	Facility Address	Category	Significant
Steven A. Sack, D.M.D	151 Waterman Street Providence RI 02906	94	No
Steven W. Silverberg DDS	1637 Mineral Spring Avenue North Providence RI 02904	94	No
Stock Culinary Goods	756 Hope Street Providence RI 02906	85	No
Stop & Shop Supermarket #703	11 Commerce Way Johnston RI 02919	82	No
Stop & Shop Supermarket #722	850 Manton Avenue Providence RI 02909	82	No
Stop & Shop Supermarket #724	1128 Mineral Spring Avenue North Providence RI 02904	82	No
Stop & Shop Supermarket #725	333 West River Road Providence RI 02909	82	No
Subway (Atwood Ave.)	1500 Atwood Avenue Johnston RI 02919	85	No
Subway (Elmwood Avenue)	583 Elmwood Avenue Providence RI 02907	85	No
Subway (Kennedy Plaza)	2 Kennedy Plaza #2 Providence RI 02903	85	No
Subway (Westminster Street)	719 Westminster Street Providence RI 02903	85	No
Subway (Weybosset Street)	255 Weybosset Street Providence RI 02903	85	No
Subway Hussaini & Banni Bros of P.P. LLC	162 Providence Place Providence RI 02903	85	No
Sugarman-Sinai Memorial Chapel	458 Hope Street Providence RI 02906	96	No
Summit Commons Skilled Nursing & Rehab.	99 Hillside Avenue Providence RI 02906	86	No
Sun-Brite Laundromat	1557 Plainfield Pike Johnston RI 02919	92	No
Super Laundromat	196 Stanwood Street Providence RI 02907	92	No
Sura 153, Inc.	232 Westminster Street Providence RI 02903	85	No
Surface Coatings Div. of Westwell Ind.	26 Plymouth Street Providence RI 02907	11	Yes
Surface Coatings Division, MFB LLC	26 Plymouth Street Providence RI 02907	11	Yes
Swan Point Cemetery	585 Blackstone Boulevard Providence RI 02906	97	No
Swash Express Auto Wash	850 Manton Avenue Providence RI 02909	97	No
SWG Promotions, LLC	6 Robin Street Providence RI 02908	99	No
T.O. Nam Sausage, Inc.	77 Hemlock Street Providence RI 02908	81	No
Taco Bell	165 Providence Place Mall Providence RI 02903	85	No
Taco Bell Atwood	1379 Atwood Avenue Johnston RI 02919	85	No
Taco Loco, Inc.	447 Hartford Avenue Providence RI 02909	85	No
Tadka India	Providence Place Mall Providence RI 02903	85	No
Taso's N.Y. System, Inc.	1500 Atwood Avenue Johnston RI 02919	85	No
Tavares Pediatric Center, Inc.	101 Plain Street Providence RI 02903	99	No
Technodic, Inc.	245 Carolina Avenue Providence RI 02905	11	Yes

**Field's Point
List of Permitted Users - 2012**

Company Name	Facility Address	Category	Significant
Tedesco's Sausage Shop	56 Greenville Avenue Johnston RI 02919	81	No
Ten Steak and Sushi	55 Pine Street Providence RI 02903	85	No
Tercat Tool & Die Company, Inc.	31 Delaine Street Providence RI 02909	46	No
Teriyaki House	227 Westminster Street Providence RI 02903	85	No
The Abbey	686 Admiral Street Providence RI 02908	85	No
The Allied Group	333 Bucklin Street Providence RI 02907	24	No
The Apartment	373 Richmond Street Providence RI 02903	85	No
The Blue Cottage Restaurant	748 Hope Street Providence RI 02906	85	No
The Bridge At Cherry Hill	1 Cherry Hill Road Johnston RI 02919	86	No
The Celtic Lounge	397 Westminster Street Providence RI 02903	85	No
The Cheesecake Factory Restaurants, Inc.	94 Providence Place Providence RI 02903	85	No
The Corporate Cafe'	40 Westminster Street Providence RI 02903	85	No
The Foundry Associates	297 Promenade Street Providence RI 02908	37	No
The Genesis Center	620 Potters Avenue Providence RI 02907	86	No
The Hotel Providence Operating Co., LLC	311 Westminster Street Providence RI 02903	86	No
The Ice House	1460 Mineral Spring Ave North Providence RI 02907	85	No
The Liberty Elm, LLC	777 Elmwood Avenue Providence RI 02907	85	No
The Little Inn	103 Putnam Pike Johnston RI 02919	85	No
The McCauley House	622 Elmwood Avenue Providence RI 02907	85	No
The Mills Tavern	101 North Main Street Providence RI 02903-1366	85	No
The Original Italian Bakery, Inc.	915 Atwood Avenue Johnston RI 02919	89	No
The Pious Society of the Missionary St.	300-304 Laurel Hill Avenue Providence RI 02909	86	No
The Providence Center	520 Hope Street Providence RI 02906	86	No
The Providence Center	528 - 530 North Main Street Providence RI 02904	86	No
The Providence Cookie Bar	15 Peck Street Providence RI 02903	85	No
The Providence Journal Company	75 Fountain Street Providence RI 02902	52	No
The Providence Mint, Inc.	1205 Westminster Street Providence RI 02909	44	No
The Providence School Department	1655 Westminster Street Providence RI 02909-1893	86	No
The Roi	150 Chestnut Street Providence RI 02903	85	No
The Small Point Cafe	230 Westminster Street Providence RI 02903	85	No
The Soap Box	783 Hope Street Providence RI 02906	92	No

**Field's Point
List of Permitted Users - 2012**

Company Name	Facility Address	Category	Significant
The Washroom	1467 Atwood Avenue Johnston RI 02919	92	No
The Westin Hotel Expansion	1 West Exchange Street Providence RI 02903	86	No
The Westin Providence	One West Exchange Street Providence RI 02903	86	No
The Weyburn Cafe	285 Promenade Street Providence RI 02908	85	No
The Whiskey Republic	515 South Water Street Providence RI 02903	85	No
Theresa Creations, Inc.	204 King Philip Road Providence RI 02909-5751	42	No
This Guy's Pizza	80 Greenville Avenue Johnston RI 02909	85	No
Thomas S. Mulvey DDS LLC	148 Waterman Street Providence RI 02906	94	No
Three Sisters, LLC	1074 Hope Street Providence RI 02906	85	No
Times 2 Academy	50 Fillmore Street Providence RI 02908	86	No
Tina's Italian Kitchen, LLC	1825 Mineral Spring Avenue North Providence RI 02904	85	No
Tina's Jamaican Restaurant	223 Atwells Avenue Providence RI 02903	85	No
Tockwotton Home	75 East Street Providence RI 02903	86	No
Tomasso Bar & Grille Inc	1 Throop Alley Providence RI 02903	85	No
Tomato City Pizza	1041 Douglas Avenue Providence RI 02904	85	No
Tommy's Pizza, Inc.	936 Chalkstone Avenue Providence RI 02908	85	No
Tony's Colonial Food	311 Atwells Avenue Providence RI 02903	85	No
Tool Craft Inc. / Ru-Mart Inc.	767 Hartford Avenue Johnston RI 02919	41	No
Tool Time	75 South Street Providence RI 02903	85	No
Top of the Hill LLC	71 Bradford Street Providence RI 02903	85	No
Tortilla Flats Restaurant	355 Hope Street Providence RI 02906	85	No
Tower Manufacturing Corp.	25 Reservoir Avenue Providence RI 02907	27	No
Town of Johnston	One Memorial Avenue Johnston RI 02919	84	No
Travelers Auto Body, Inc.	299 Allens Avenue Providence RI 02905	97	No
Tri-Jay Company	2 Industrial Lane Johnston RI 02919	11	Yes
Trinity Brewhouse	186 Fountain Street Providence RI 02903	85	No
Trinity Management Co., LLC	343 Broad Street Providence RI 02907	85	No
Tropical Olive Restaurant	1007 Charles Street North Providence RI 02904	85	No
True Bagels	222 Richmond Street Providence RI 02903	85	No
True Bagels, Inc.	288 Thayer Street Providence RI 02906	85	No
Twin's Pizza, Inc.	1000 Mineral Spring Avenue North Providence RI 02904	85	No

**Field's Point
List of Permitted Users - 2012**

Company Name	Facility Address	Category	Significant
Two 88 Restaurant	288 Valley Street Providence RI 02908	85	No
Two Way Laundromat	1232 Broad Street Providence RI 02905	92	No
U.S. Post Office - VMF	55 Corliss Street Providence RI 02904-9722	37	No
U.S. Postal Service - P&DC	24 Corliss Street Providence RI 02904-9997	27	No
Umicore USA, Incorporated	50 Sims Avenue Providence RI 02909	22	Yes
Uncas Manufacturing Co. - Niantic Avenue	150 Niantic Avenue Providence RI 02907	11	Yes
Union Coin Laundromat, Inc.	215 Union Avenue Providence RI 02909	92	No
Unique Plating Company	66 Mill Street Johnston RI 02919	11	Yes
Univar USA, Inc.	6 Harborside Boulevard Providence RI 02905	22	Yes
Universal Ambulance Service	461 Douglas Avenue Providence RI 02908	37	No
Universal Plating Company, Inc.	25 River Avenue Providence RI 02908	11	Yes
Universal Shaped Wire	1 Horton Street Providence RI 02904	41	No
University Foot Center - Smith Street	1180 Smith Street Providence RI 02908	94	No
University Foot Center, Inc.	235 Plain Street Providence RI 02905	94	No
Uno Of Providence, Inc.	82 Providence Place - Room 103 Providence RI 02903	85	No
UTGR	100 Twin River Road Lincoln RI 02865	85	No
V.A. Medical Center	830 Chalkstone Avenue Providence RI 02908	90	No
Vaseleos, LLC	1370 Mineral Spring Avenue North Providence RI 02904	85	No
Vasilios Pizza	579 Atwells Avenue Providence RI 02909	85	No
Veazie Street School	211 Veazie Street Providence RI 02904	86	No
Venda Ravioli - DePasquale	81 DePasquale Avenue Providence RI 02903	85	No
Venda Ravioli - Royal Little Drive	150 Royal Little Drive Providence RI 02904	81	No
Venda Ravioli Inc. - 265 Atwells Avenue	265 Atwells Avenue Providence RI 02903	85	No
Venda Ravioli Inc. - 271 Atwells Avenue	271 Atwells Avenue Providence RI 02903	85	No
Verizon	Allens Ave Providence RI 02905	27	No
Victoria's Pizza	184 Ives Street Providence RI 02906	85	No
Virginia & Spanish Peanut Co.	260 Dexter Street Providence RI 02907-2726	81	No
Viva Mexico Cantina	129 Washington Street Providence RI 02903	85	No
V-Mart	176 Narragansett Avenue Providence RI 02907	82	No
Volpe Tailoring & Cleaning	592 Charles Street Providence RI 02904	92	No
Walach Enterprises Providence, LLC	649 North Main Street Providence RI 02904	85	No

**Field's Point
List of Permitted Users - 2012**

Company Name	Facility Address	Category	Significant
Walsh's Auto Body and Sales, Inc.	60 Narragansett Avenue Providence RI 02907	97	No
Walt's Roast Beef- North Providence	2046 Smith Street North Providence RI 02911	85	No
Warren Jagger Photography, Inc.	150 Chestnut Street Providence RI 02903	93	No
Warwick Poultry Company Inc.	60 Bath Street Providence RI 02908	81	No
Wasabi Japanese Sushi Bar, Inc.	1369 Hartford Avenue Johnston RI 02919	85	No
Wash Haven	615 Charles Street Providence RI 02904	92	No
Wash Me Laundromat	599 Elmwood Avenue Providence RI 02907	92	No
Waterman Grill, LLC	4 Richmond Square Providence RI 02906	85	No
Waterman Laundromat	146 Waterman Avenue North Providence RI 02911	92	No
Waterplace Restaurant	One Financial Plaza Providence RI 02903	85	No
Webster Avenue School	191 Webster Avenue Providence RI 02909	86	No
Wendy's International, Inc. (Charles)	391 Charles Street Providence RI 02904-2209	85	No
Wendy's International, Inc. (Eddy)	731-751 Eddy Street Providence RI 02908	85	No
Wendy's International, Inc. (Manton)	850 Manton Avenue Providence RI 02919	85	No
Wes' Rib House	38 Dike Street Providence RI 02909	85	No
West River Cafe, LLC	148 West River Street Providence RI 02904	85	No
Weybosset Hotel LLC	58 Weybosset Street Providence RI 02903	86	No
Whisk LLC	1345 Hartford Avenue Johnston RI 02919	85	No
Whole Foods Market Group, Inc.	261 Waterman Street Providence RI 02906	82	No
Whole Foods Market, Inc.	601 North Main Street Providence RI 02904	82	No
William D'Abate Elementary School	60 Kossuth Street Providence RI 02909	86	No
Williams - Sonoma	100 Francis Street, B106 Providence RI 02903	85	No
Wine & Cheese	1861 Smith Street North Providence RI 02911	85	No
Wings N Things	250 Brook Street Providence RI 02906	85	No
Wise Guy's Deli	133 Atwells Avenue Providence RI 02903	85	No
Wishy Washy Laundromat, LLC	610 Plainfield Street Providence RI 02909	92	No
Women & Infants' Hospital	101 Dudley Street Providence RI 02905	90	No
Women and Infants-Kilguss Lab	200 Chestnut Street Providence RI 02903	95	No
Yacht Club Beverages	2239 Mineral Spring Avenue North Providence RI 02911	89	No
Yang's Restaurant	924 Broad Street Providence RI 02907	85	No
Yum Yum Pizza	1642 Mineral Spring Ave. North Providence RI 02904	85	No

***INDUSTRIAL AND COMMERCIAL
USERS***

BUCKLIN POINT

Bucklin Point
List of Permitted Users - 2012

Company Name	Facility Address	Category	Significant
100 Chambers Street Operations, LLC	100 Chambers Street Cumberland RI 02864	86	No
1537 Corporation	1537 Newport Avenue Pawtucket RI 02861	85	No
3 Flags Bakery	1255 Broad Street Central Falls RI 02863	81	No
A Taste of Europe	560 Armistice Boulevard Pawtucket RI 02861	81	No
A.E.E. Inc.	4 Power Road Pawtucket RI 02860	85	No
A.T. Cross Company	One Albion Road Lincoln RI 02865	59	Yes
Accent Plating Company	25 Esten Avenue Pawtucket RI 02860	11	Yes
Accu-Care Supply	109 King Philip Road Rumford RI 02916	27	No
ACN-Providence, LLC	455 George Washington Highway Smithfield RI 02917	44	No
ACS Industries, Inc.	1 New England Way Lincoln RI 02865	42	No
Adaco, LLC	324 Waterman Avenue East Providence RI 02914	85	No
Agar Machining & Welding, Inc.	270 York Avenue Pawtucket RI 02860	42	No
Agawam Hunt	15 Roger Williams Avenue Rumford RI 02916	85	No
Agnes E. Little Elementary School	60 South Bend Street Pawtucket RI 02860	86	No
AJ Seabra Supermarkets	2000 Mendon Road Cumberland RI 02865	82	No
Aladdin Club	609 Smithfield Avenue Pawtucket RI 02860	85	No
Albion Court of Lincoln	425 Albion Road Lincoln RI 02865	86	No
Allstate Restaurant Equipment	125 Esten Avenue Pawtucket RI 02860	99	No
Amanda's Kitchen	54 Smithfield Avenue Pawtucket RI 02860	85	No
America's Best Value Inn	400 Newport Avenue Rumford RI 02916-2120	86	No
Amica Mutual Insurance Co. - 10	10 Amica Way Lincoln RI 02865	53	No
Amica Mutual Insurance Co. - 25	25 Amica Way Lincoln RI 02865-0500	37	No
Amica Mutual Insurance Co. - 50	50 Lincoln Center Boulevard Lincoln RI 02865-0500	53	No
Amica Mutual Insurance Co.-100	100 Lincoln Center Boulevard Lincoln RI 02865	86	No
Andrew's Bistro	3755 Mendon Road Cumberland RI 02864	85	No
Angelica Textile Service	482 Pawtucket Avenue Pawtucket RI 02860	25	Yes
Angelo's Pizza, Inc.	133 Mendon Road Cumberland RI 02864	85	No
Anjos Enterprises, Inc.	288 East Avenue Pawtucket RI 02860	92	No
Antaya Technologies Corporation	181 Narragansett Park Drive East Providence RI 02916	41	No
Antigua Guatemala	744 Dexter Street Central Falls RI 02863	85	No
Antonio's Cafe	791 Smithfield Avenue Lincoln RI 02865	85	No

Bucklin Point
List of Permitted Users - 2012

Company Name	Facility Address	Category	Significant
Archie's Pizza	1479 Newport Avenue Pawtucket RI 02861	85	No
Architectural Store Fixtures	125 Esten Avenue Pawtucket RI 02860	52	No
ARJK, Inc.	477 Smithfield Ave. Pawtucket RI 02860	85	No
Armando & Sons Meat Market	265 Pine Street Pawtucket RI 02860	82	No
Artvac Corporation	17 New England Way Lincoln RI 02865	21	No
Asia Restaurants, Inc.	622 George Washington Hgwy Lincoln RI 02865	85	No
Aspen Aerogels Rhode Island, LLC	3 Dexter Road East Providence RI 02914	27	Yes
Attleboro-Cumberland Oral Surgeons, Inc.	3353 Mendon Road Cumberland RI 02864	99	No
Auli's Panda	863 Broad Street Central Falls RI 02863	85	No
Autocrat, LLC	10 Blackstone Valley Place Lincoln RI 02865	34	No
B & L Plastics, Inc.	535 Prospect Street Pawtucket RI 02860	46	No
B&M Clambake Company	560 York Avenue Pawtucket RI 02861	85	No
B. Pinelli's Simply Italian	736 North Broadway East Providence RI 02914	85	No
Bachini's Bakery	345 York Avenue Pawtucket RI 02860	81	No
Banai Enterprises LLC	287 Armistice Blvd Pawtucket RI 02861	85	No
Bank of America	670 George Washington Highway Lincoln RI 02865	86	No
Bawa & Gill	11 Benefit Street Pawtucket RI 02861-1022	92	No
BCS Contract Jewelry Services, Inc.	135 Webster Street Pawtucket RI 02861	27	No
Benedict J. Ingegneri Jr. DMD PC Inc.	3231 Mendon Road Cumberland RI 02864	94	No
Benjamins III, Inc.	722 Broad Street Central Falls RI 02863	85	No
Bernardo Manufacturing	54 Taylor Drive East Providence RI 02916	21	No
Best Eastern Chinese Restaurant	791 Lonsdale Avenue Central Falls RI 02863	85	No
Bill's Auto Parts, Inc.	70 Macondray Street Cumberland, RI 02864	42	No
Blackstone Donuts	421 Broadway Pawtucket RI 02860	85	No
Blackstone Donuts, Inc.	109 East Street Pawtucket RI 02861	85	No
Blackstone Health	420 Main Street Pawtucket RI 02860	86	No
Blackstone Valley Assisted Living	649 Broad Street Central Falls RI 02863	86	No
Blackstone Valley Family Dental	1044 Broad Street Central Falls RI 02863	94	No
Blackstone Valley Foot Specialists	345 Armistice Boulevard Pawtucket RI 02861	94	No
Bliss Manufacturing	50 Bacon Street Pawtucket RI 02860	11	Yes
BLP Inc.	2130 Mendon Road Cumberland RI 02864	85	No

Bucklin Point
List of Permitted Users - 2012

Company Name	Facility Address	Category	Significant
Blue Line Septic, LLC	183 Danielson Pike North Scituate RI 02857	80	No
Boston House of Pizza	540 Taunton Avenue East Providence RI 02914	85	No
Bowling Academy, Inc.	354 Taunton Avenue East Providence RI 02914	85	No
Brava Restaurant & Bar, Inc.	908 Main Street Pawtucket RI 02860	85	No
Broadway Car Wash	406 Broadway Pawtucket RI 02860	97	No
Broadway Pizza	511 Broadway Pawtucket RI 02860	85	No
Brooksie's	616 Smithfield Avenue Lincoln RI 02865	85	No
Bubble Room Car Wash, Inc.	335 Taunton Avenue East Providence RI 02914	97	No
Bubble Wash Laundromat	472 Pawtucket Avenue Pawtucket RI 02860	92	No
Bucci's Cafe' LLC	35 Main Street Lincoln RI 02865	85	No
Buffalo Lincoln Associates, LLC	636 George Washington Highway Lincoln RI 02865	86	No
Bullard Abrasives Inc	6 Carol Drive Lincoln RI 02865	42	No
Bunge North America (East), LLC	101 Concord Street Pawtucket RI 02860	34	Yes
Burger Boys	276 Front Street Lincoln RI 02864	85	No
Burger King - Cedar Avenue	91 Cedar Street Pawtucket RI 02860	85	No
Burton M. Ogata, D.M.D	1346 Newport Ave. Pawtucket RI 02861	94	No
Cala Fruit Distributors, Inc.	71 Dexter Street Pawtucket RI 02860	81	No
Calise & Sons Bakery	2 Quality Drive Lincoln RI 02865	81	No
Canton Wok	293 Newport Avenue Pawtucket RI 02861	85	No
Carelo's Pizzeria	235 Broad Street Cumberland RI 02864	85	No
Catanzaros Food Products, Inc.	203 Concord Street #457 Pawtucket RI 02860	81	No
Celtic Pub, Inc.	755 Broadway Pawtucket RI 02861	85	No
Central Auto Radiator, Inc.	188 Pine Street Pawtucket RI 02860	99	No
Central Avenue Bakery	679 Central Avenue Pawtucket RI 02861	81	No
Central Falls Detention Facility Corp.	950 High Street Central Falls RI 02863	86	No
Central Falls Provision Co.	847 High Street Central Falls RI 02863	81	No
Central Fruit Store	693 Dexter Street Central Falls RI 02863	82	No
Charisma Manufacturing	400 Broad Street Central Falls RI 02863	11	Yes
Charles Coelho Funeral Home	151 Cross Street Central Falls RI 02863	96	No
Charles E. Shea High School	485 East Avenue Pawtucket RI 02860	86	No
Charles M. Cavicchio, DPM	2 Wake Robin Road - Suite 203 Lincoln RI 02865	94	No

Bucklin Point
List of Permitted Users - 2012

Company Name	Facility Address	Category	Significant
Chelo's Restaurant	63 Newport Avenue East Providence RI 02914	85	No
Chemart Company	11 New England Way Lincoln RI 02865	11	Yes
Chili's Grill and Bar (Lincoln)	622 George Washington Highway Lincoln RI 02865	85	No
China House	555 Dexter Street Central Falls RI 02863	85	No
China Inn	285 Main Street Pawtucket RI 02860	85	No
Cinemaworld	622 George Washington Highway Lincoln RI 02865	85	No
Cintas, Inc.	300 Highland Corporate Drive Cumberland RI 02864	25	Yes
City Limits	1270 Broad Street Central Falls RI 02863	85	No
City of Pawtucket - Public Works	250 Armistice Boulevard Pawtucket RI 02860	37	No
Cityline Laundry	194 Reservoir Ave Lincoln RI 02862	92	No
Club Sport Uniao Madeirence	46 Madeira Avenue Central Falls RI 02863	85	No
Clube Social Portuguese, Inc.	131 School Street Pawtucket RI 02860	85	No
CMG East Providence	430 Newport Avenue Rumford RI 02916	85	No
Coastal Collision & Towing, Inc.	540 Pawtucket Avenue Pawtucket RI 02860	97	No
Coffee Express, LTD.	67 Beverage Hill Avenue Pawtucket RI 02860	89	No
Coia Sanitation Services	137 Angell Road Cumberland RI 02864	80	No
Coin-OP	504 Pawtucket Avenue Pawtucket RI 02860	92	No
Colonial Motor Sales, Inc.	550 George Washington Highway Smithfield RI 02917	97	No
Comfort Dental II	725 Dexter St Central Falls RI 02863	94	No
Community Ctr Grupo Amigos Da Terceira	55 Memorial Drive Pawtucket RI 02860	85	No
Compassionate Care Veterinary Clinic Inc	1725 Mendon Road Cumberland RI 02864	99	No
Conopco, Inc. (Site #1)	35 Martin Street Cumberland RI 02864	40	No
Conopco, Inc. (Site #2)	36 Martin Street Cumberland RI 02864	40	No
Conrad-Jarvis Corp.	217 Conant Street Pawtucket RI 02860	42	No
Continental Plastics & Packaging	21 Powder Hill Road Lincoln RI 02865	27	No
Cool Air Creations Inc.	10 Business Park Drive Smithfield RI 02917	99	No
Cooley, Incorporated	50 Esten Avenue Pawtucket RI 02860	53	No
Costigan - O'Neill Funeral Home	220 Cottage Street Pawtucket RI 02860	96	No
Cottage Street Donuts	372 Cottage Street Pawtucket RI 02861	85	No
Cox Communications, Inc. - BP Vault	9 James P Murphy Highway West Warwick RI 02893	27	No
Crest Manufacturing Company	5 Hood Drive Lincoln RI 02865	52	No

Bucklin Point
List of Permitted Users - 2012

Company Name	Facility Address	Category	Significant
Crown Collision Center	180 Broadway Pawtucket RI 02860	97	No
Crugnale Bakery	1764 Mendon Rd Cumberland RI 02864	89	No
Cuisine Del Mar	445 Lonsdale Avenue Pawtucket RI 02860	85	No
Cumberland High School	2600 Mendon Road Cumberland RI 02864	86	No
Cumberland House of Pizza	2360 Mendon Road Cumberland RI 02864	85	No
Cumberland Public Schools	364 Broad Street Cumberland RI 02864	86	No
CVS Caremark Corp. (200 Highland Drive)	200 Highland Corporate Drive Cumberland RI 02865	86	No
CVS Pharmacy, Inc.	2100 Highland Corporate Drive Cumberland RI 02864	86	No
D. James Photopolous, DDS	123 School Street Pawtucket RI 02860	94	No
D. Miller's Auto Body	1211 Mendon Road Cumberland RI 02864	97	No
D'Angelo Sandwich Shop (Broadway)	216 Broadway Pawtucket RI 02860	85	No
Darlene Group	93 Park Place Pawtucket RI 02860	11	Yes
Darlington Assisted Living Center	123 Armistice Boulevard Pawtucket RI 02860	86	No
Davenport Restaurant	1070 Mendon Road Cumberland RI 02864	85	No
Davenport's Bar & Grille	1925 Pawtucket Avenue East Providence RI 02914	85	No
Dave's Marketplace	2077 Diamond Hill Road Cumberland RI 02864	82	No
David London and Company	265 Carrington Street Lincoln RI 02865	35	No
Denison Pharmaceuticals Inc.	60 Dunnell Lane Pawtucket RI 02860-5828	14	Yes
Denison Pharmaceuticals, Inc. (Lincoln)	1 Powder Hill Road Lincoln RI 02865	14	Yes
Dental Associates of Cumberland, Inc.	490 High Street Cumberland RI 02864	94	No
Dental Group of Pawtucket	1571 Newport Avenue, Suite 2 Pawtucket RI 02861	94	No
Dialysis Center of Pawtucket	201 Armistice Boulevard Pawtucket RI 02860	95	No
Diamond Hill Dental, Inc.	2343 Diamond Hill Road Cumberland RI 02864	94	No
Diffley & Daughters Septic	P.O. Box 183 East Greenwich RI 02818	80	No
Dimitri Ganim, DDS	878 Newport Avenue Pawtucket RI 02861	94	No
DIP, Inc.	342 East Avenue Pawtucket RI 02860	85	No
DJ Providence Co., LLC	72 Newport Avenue East Providence RI 02917	85	No
Dominican Restaurant	830 Broad Street Central Falls RI 02863	85	No
Domino's Pizza (Dexter Street)	210 Dexter Street Pawtucket RI 02860	85	No
Domino's Pizza (Newport Ave.)	448 Newport Avenue Pawtucket RI 02861	85	No
Don's Lunch	169 Benefit Street Pawtucket RI 02861	85	No

Bucklin Point
List of Permitted Users - 2012

Company Name	Facility Address	Category	Significant
Double Dragon	381 Smithfield Avenue Pawtucket RI 02860	85	No
Dr. Anita N. Vasvani, D.M.D.	140 Newport Avenue Pawtucket RI 02861	94	No
Dr. Earl F. Calcutt Middle School	112 Washington Street Central Falls RI 02863	86	No
Dr. John B. DeMello	885 Smithfield Avenue Lincoln RI 02865	94	No
Drs. Ward and Johnson	132 Old River Road, Suite 204 Lincoln RI 02865	94	No
Duffins Pub	215 Division Street Pawtucket RI 02860	85	No
Dunkin Donuts - Central Avenue	1113 Central Avenue Pawtucket RI 02860	85	No
Dunkin Donuts - Cumberland	20 Ann & Hope Way Cumberland RI 02864	85	No
Dunkin Donuts - Taunton Ave.	484 Taunton Avenue East Providence RI 02914	85	No
Dunkin Donuts-Broad Street	542 Broad Street Central Falls RI 02861	85	No
Dunkin Donuts-George Washington Highway	629 George Washington Highway Lincoln RI 02865	85	No
Dupuis Oil	401 Walcott Street Pawtucket RI 02860	97	No
E.B. Dragon, LLC	52 Narragansett Park Drive East Providence RI 02916	85	No
East Coast Auto	270 Broadway Pawtucket RI 02860	97	No
East Providence Cinemas	60 Newport Avenue East Providence RI 02916	85	No
East Providence Fire Station #3	30 North Broadway East Providence RI 02916	97	No
East Side Checker Club	579 Benefit Street Pawtucket RI 02861	85	No
Echo Septic Services LLC	PO Box 129 481 Chestnut Hill Road Chepachet RI 02814	80	No
Ecological Fibers, Inc.	730 York Avenue Pawtucket RI 02861	24	Yes
EDC Holding, LLC	100 Newport Avenue East Providence RI 02916	85	No
Eglantina Kica, D.M.D.	388 Armistice Boulevard Pawtucket RI 02861	94	No
El Paisa Restaurant, Inc.	598 Dexter Street Central Falls RI 02863	85	No
El Salvadoreno Restaurant, Inc.	791 Lonsdale Avenue Central Falls RI 02863	85	No
Emerald Bay Manor	10 Old Diamond Hill Road Cumberland RI 02864-4611	86	No
Emery's Catering Service, Inc.	24 Central Street Central Falls RI 02863	85	No
Enn - Japanese Cuisine & Sushi Bar	600 George Washington Highway Lincoln RI 02865	85	No
Enrico Caruso Society	105 Bouvier Avenue Manville RI 02838	85	No
Everybody's Favorite Family Restaurant	1370 Mendon Road Cumberland RI 02864	85	No
Excellent Coffee Company	57 Pawtucket Avenue Pawtucket RI 02860	89	No
Exchange Street Cafe	49 Exchange Street Pawtucket RI 02860	85	No
Extreme Clean Laundry, Inc.	295 Armistice Boulevard Pawtucket RI 02860	92	No

Bucklin Point
List of Permitted Users - 2012

Company Name	Facility Address	Category	Significant
Fatima Health Center - Dental Clinic	40 Broad Street Pawtucket RI 02860	94	No
FGX International	500 George Washington Highway Smithfield RI 02917	59	No
Filibuster Club	23 High Street Cumberland RI 02864	85	No
Flor Di Brava	593 Weeden Street Pawtucket RI 02860	81	No
Fortune House, Inc.	1800 Mendon Road - Suite #8 Cumberland RI 02864	85	No
Frank Lizotte's Glass Co., Inc.	8 Perry Street Central Falls RI 02863	42	No
Freeway Laundry II	280 Dexter Street Pawtucket RI 02860	92	No
Freeway Laundry IV	562 Broadway Pawtucket RI 02860	92	No
Friendly's - Newport Avenue	45 Newport Avenue Pawtucket RI 02861	85	No
Fujifilm Electronic Materials USA, Inc.	200 Massasoit Avenue East Providence RI 02914	22	Yes
Fuller Packaging, Inc.	1152 High Street Central Falls RI 02863	52	No
G.B. Donuts of RI Inc.	2084 Diamond Hill Road Cumberland RI 02864	85	No
Galito Restaurant	214-216 Columbus Avenue Pawtucket RI 02861	85	No
Galway Bay	156 South Bend Street Pawtucket RI 02860	85	No
Garden Grille	727 East Avenue Pawtucket RI 02860	85	No
Garfield Social Club	11 Hunt Street Central Falls RI 02863	85	No
Garrison Confections	72 Ledge Street Central Falls RI 02863	81	No
Garrity Pub & Restaurant	67 Garrity Street Pawtucket RI 02861	85	No
Garvin Memorial Elementary	1364 Diamond Hill Road Cumberland RI 02864-3496	86	No
Gateway Healthcare, Inc.	101 Bacon Street Pawtucket RI 02860	89	No
General Cable Industries, LLC	3 Carol Drive Lincoln RI 02865	27	Yes
Generations	267 Jenckes Hill Road Smithfield RI 02917	86	No
Geneva Apartments, LP	150 Dartmouth Street Pawtucket RI 02860	86	No
George H. Fuller & Son	151 Exchange Street Pawtucket RI 02860	11	Yes
George's Neighborhood Grill	109 Newport Avenue Pawtucket RI 02860	85	No
Georgia's Restaurant Ltd.	915 Dexter Street Central Falls RI 02863	85	No
Gerard A. Belhumeur, DDS	629 Central Avenue Pawtucket RI 02861	94	No
German American Cultural Society	78 Carter Avenue Pawtucket RI 02861	85	No
Golden Li Lai	904 Main Street Pawtucket RI 02860	85	No
Golden Palace	1165 High Street Cumberland RI 02864	85	No
Great China Inc.	402 Dexter Street Central Falls RI 02863	85	No

Bucklin Point
List of Permitted Users - 2012

Company Name	Facility Address	Category	Significant
Great Taste	856 Newport Avenue Pawtucket RI 02861	85	No
Greystone of Lincoln, Inc.	7 Wellington Road Lincoln RI 02865	42	No
Gripnail Corporation	97 Dexter Road East Providence RI 02914	42	No
Hark's Hadwin Street Cafe	63 Hadwin Street Central Falls RI 02863	85	No
Harris Health Care - North	60 Eben Brown Lane Central Falls RI 02863	86	No
Harris Industries, Inc.	181 Conant Street Pawtucket RI 02860-1850	42	No
Hartley's Pork Pies	871 Smithfield Avenue Lincoln RI 02865	81	No
Hasbro, Inc.	1027 Newport Avenue Pawtucket RI 02861	27	No
Hasbro, Inc. - Executive Offices	1011 Newport Avenue Pawtucket RI 02861	86	No
Hibachi Grill Supreme Buffet	58A Newport Avenue Rumford RI 02916	85	No
Hidalgo Market Restaurant	765 Broad Street Central Falls RI 02863	81	No
High Jinx Brewing Co., LLC	241 Grotto Avenue Pawtucket RI 02860	89	No
High Ridge Swim & Tennis Club	192 Old River Road Lincoln RI 02865	89	No
Highland Dental Group, Inc.	1189 Smithfield Avenue Lincoln RI 02865	94	No
Hindley Manufacturing Company	9 Havens Street Cumberland RI 02864	21	No
Holiday Retirement Home, Inc.	30 Sayles Hill Road Manville RI 02838	86	No
Homestead Baking Company	145 North Broadway Rumford RI 02916	81	No
Honey Dew Donuts	179 Front Street Lincoln RI 02865	85	No
Honey Dew Donuts (Newport Avenue)	1515 Newport Avenue Pawtucket RI 02861-1342	85	No
Hope Buffington Packaging Group	575 Lonsdale Avenue Central Falls RI 02863	59	No
Hope Global	50 Martin Street Cumberland RI 02864	23	No
Hord Crystal Corporation	45 York Avenue Pawtucket RI 02860	11	Yes
Hot Spot LLC	3781 Mendon Road Cumberland RI 02864	85	No
House of Pizza	206 Division Street Pawtucket RI 02860	85	No
Howard Vincent, DDS	719 Armistice Boulevard Pawtucket RI 02861	94	No
HP Services, Inc.	800 Scenic View Drive Cumberland RI 02864	11	Yes
Hung Fu, Inc.	259 Front Street Lincoln RI 02865	85	No
Impact Custom Apparel, LLC	30 Industrial Road Cumberland RI 02864	99	No
Impco, Inc.	27 Dexter Road East Providence RI 02914	27	Yes
InCytu, Inc.	701 George Washington Highway Lincoln RI 02865-4257	95	No
Ink Solution	560 Mineral Spring Avenue Pawtucket RI 02862	99	No

Bucklin Point
List of Permitted Users - 2012

Company Name	Facility Address	Category	Significant
International Accessories	717 School Street Pawtucket RI 02860	24	No
International Packaging Corp.	517 Mineral Spring Ave. Pawtucket RI 02860	53	No
Interplex Engineered Products, Inc.	231 Ferris Avenue East Providence RI 02916	11	Yes
J and K Restaurant	757 Main Street Pawtucket RI 02860	85	No
J H Davis, LLC	560 Mineral Spring Avenue, BF 100 Pawtucket RI 02860	42	No
J&M Diamond Tool, Inc.	43 Roger Williams Avenue East Providence RI 02916	44	No
J.A.R. Beverage Inc.	1091 Main Street Pawtucket RI 02860	85	No
J.D. Laundromat	180 Broad Street Cumberland RI 02864	92	No
J.H. Lynch & Sons, Inc.	OUtfall 106 Central Falls RI 02863	40	Yes
J.I.F. Investment Co., Inc.	6 Cook Street Lincoln RI 02865	97	No
Jacky's Galaxie Restaurant, Inc.	1764 Mendon Road, Suite 1 Cumberland RI 02864	85	No
Jan Co. Central	800 Lonsdale Avenue Central Falls RI 02863	85	No
Jan Co. Central, Inc.	67 Newport Avenue East Providence RI 02916	85	No
Jan Co., Inc.	600 Taunton Avenue East Providence RI 02916	85	No
JAR Bakers Supply	12 Crow Point Road Lincoln RI 02865	81	No
Jeanne Jugan Residence	964 Main Street Pawtucket RI 02860	86	No
JG Inc.	242 Main Street Pawtucket RI 02860	85	No
Jin Hua Chinese Restaurant, Inc.	1925 Pawtucket Avenue East Providence RI 02914	85	No
JK Club, LLC	520 Central Avenue Pawtucket RI 02861	85	No
JKM Enterprises II	900 Broad Street Central Falls RI 02863	92	No
John H. Collins & Sons Company	Dunnell Lane Pawtucket RI 02860	27	Yes
John O. Eastman, D.D.S. Inc.	225 Newman Avenue Rumford RI 02916	94	No
John Rocchio Corporation	Outfalls 205, 219, and 220 Pawtucket RI 02860	40	No
Johnston Donuts, Inc.	2069 Diamond Hill Road Cumberland RI 02864	85	No
Jose' Chardiet Studio	250 Esten Avenue, Suite 202 Pawtucket RI 02860	43	No
Joseph Jenks Jr. High School	Division Street Pawtucket RI 02860	86	No
J's Deli	2364 Diamond Hill Road Cumberland RI 02864	85	No
Just Like Home Laundry	1322 Broad Street Central Falls RI 02863	92	No
K & A El Masri- Ronzio Pizza	1700 Mendon Rd. Cumberland RI 02864	85	No
K&W Webbing Company	403 Roosevelt Avenue Central Falls RI 02863	23	No
Karol A. Romenski & Son, Inc.	342 High Street Central Falls RI 02863	96	No

Bucklin Point
List of Permitted Users - 2012

Company Name	Facility Address	Category	Significant
Katrina's Country Kitchen	502 Roosevelt Avenue Central Falls RI 02863	85	No
Keefe Funeral Home, Inc.	5 Higginson Avenue Lincoln RI 02865	96	No
Kenneth Castellucci & Associates, Inc.	9 New England Way Lincoln RI 02865	42	No
Key Container Corporation	21 Campbell Street Pawtucket RI 02861-0370	24	No
KFC - Newport Avenue	99 Newport Avenue Pawtucket RI 02860	85	No
Kim & Gary's Ice Cream Machine	4288 Diamond Hill Road Cumberland RI 02864	85	No
Kindred Transitional Care and Rehab	544 Pleasant Street Pawtucket RI 02860	86	No
Kirkbrae Country Club	197 Old River Road Lincoln RI 02865	86	No
Kiwi Burst Yogurt Shop	616 George Washington Highway Lincoln RI 02865	85	No
KMN, LLC	295 Armistice Boulevard Pawtucket RI 02861	85	No
KMN, LLC	397 Smithfield Ave Pawtucket RI 02860	85	No
KR Baseball, Inc.	413 Central Avenue Pawtucket RI 02861	85	No
L&B Foods, Inc.	20 Carter Avenue Pawtucket RI 02861	81	No
La Arepa	574 Smithfield Avenue Pawtucket RI 02860	85	No
La Casona Restaurant	768 Broad Street Central Falls RI 02863	85	No
La Sopresa	498 Broad Street Central Falls RI 02863	85	No
Lachapelle Funeral Home, Inc.	643 Main Street Pawtucket RI 02860	96	No
Lane Foods, Inc.	1940 Pawtucket Avenue East Providence RI 02914	85	No
Langley's Laundromat	265 Pawtucket Avenue Pawtucket RI 02860	92	No
Laundromax	479 Mineral Spring Avenue Pawtucket RI 02860	92	No
Leedon Webbing Co., Inc.	86 Tremont Street Central Falls RI 02863	44	No
Len's Hot Dog Haven	9 Slater Park Pawtucket RI 02860	85	No
Leon Markarov Dental Prosthetics	558 Mineral Spring Avenue, Suite CY105 Pawtucket RI 02860	59	No
Li Lai Wok (Central Ave.)	649 Central Avenue Pawtucket RI 02861	85	No
Lincoln Animal Hospital	207 Front Street Lincoln RI 02865	94	No
Lincoln Dental Associates, Inc.	6 Blackstone Valley Place, Suite 306A Lincoln RI 02865	94	No
Lincoln Funeral Home, Inc.	1501 Lonsdale Avenue Lincoln RI 02865	96	No
Lincoln Laundromat	208 Front Street Lincoln RI 02865	92	No
Lincoln Senior Center	150 Jenckes Hill Road Lincoln RI 02865	86	No
Lindbergh Auto Body, Inc.	58 Smithfield Avenue Pawtucket RI 02860	97	No
Liquid Blue	1 Crownmark Drive Lincoln RI 02865	23	Yes

Bucklin Point
List of Permitted Users - 2012

Company Name	Facility Address	Category	Significant
LJ's BBQ	727 East Avenue Pawtucket RI 02860	85	No
Lonsdale Donuts	465 Lonsdale Avenue Pawtucket RI 02860	85	No
Lonsdale Super Wash	459 Lonsdale Avenue Pawtucket RI 02860	92	No
Lucky Chen	609 Smithfield Ave Lincoln RI 02865	85	No
Lucky Chen Corp 2	614 Smithfield Ave Lincoln RI 02865	85	No
Luxury Dry Cleaners	610 Smithfield Avenue Lincoln, RI 02865	92	No
Lydia A. Klufas, DDS	525 Broad Street Cumberland RI 02864	94	No
M & M NY System	361 Waterman Avenue East Providence RI 02914	85	No
Madison Cutting Tool	485 Narragansett Park Drive Pawtucket RI 02860	41	No
Main Street Market, Inc.	919 Main Street Pawtucket RI 02860	82	No
Manning - Heffern, Inc.	68 Broadway Pawtucket, RI 02860	96	No
Manville Cleaning Center	14 Railroad Street Manville RI 02835	92	No
Marotta Food Corporation	300 Barton Street Pawtucket RI 02911	82	No
Martin Bakers, LLC	399 North Broadway East Providence RI 02916	85	No
Masbro Polishing Company, Inc.	50 Patterson Avenue Pawtucket RI 02860	42	No
Materion Technical Materials, Inc.	5 Wellington Road Lincoln RI 02865	11	Yes
Matos Bakery	569 Broadway Pawtucket RI 02860	81	No
McDonald's - Armistice Blvd.	285 Armistice Boulevard Pawtucket RI 02861	85	No
McDonald's - Lincoln Mall	622 George Washington Highway Lincoln RI 02865	85	No
McDonald's - Mendon Road	1754 Mendon Road Cumberland RI 02864	85	No
McDonald's-Mineral Spring Ave.	255 Mineral Spring Avenue Pawtucket RI 02861	85	No
McLaughlin Cumberland Hill Elementary Sc	205 Manville Hill Road Cumberland RI 02864	86	No
Medcure	900 Highland Corporate Drive, Suite 301 Cumberland RI 02864	95	No
Mei King Restaurant	211 South Bend Street Pawtucket RI 02860	85	No
Mel's Diner	446 North Broadway East Providence RI 02914-2016	85	No
Memorial Hospital of Rhode Island	1000 Broad Street Central Falls RI 02863	94	No
Memorial Hospital of RI	111 Brewster Street Pawtucket RI 02860	90	No
Mercury Print & Mail Company, Inc	1110 Central Avenue Pawtucket RI 02861	42	No
Merrick R. Williams, Inc.	530 Smithfield Avenue Pawtucket RI 02860	96	No
Michael Healy Designs, Inc.	60 New River Road Manville RI 02838	27	No
Michael Perri & Sons, Inc.	537 Sandy Lane Warwick RI 02889	80	No

Bucklin Point
List of Permitted Users - 2012

Company Name	Facility Address	Category	Significant
Michael's Meats	2130 Mendon Road Suite 4 Cumberland RI 02864	81	No
Microfibres, Inc.	One Moshassuck Street Pawtucket RI 02860	23	Yes
MILLER'S AUTO BODY	1211 Mendon Road Cumberland RI 02864	97	No
Mineral Enterprises Inc.	750 Mineral Spring Avenue Pawtucket RI 02860	85	No
Ming Garden, Inc.	295 Armistice Boulevard Pawtucket RI 02861	85	No
Mini Market La Esperanza	1234 Broad Street Central Falls RI 02863	85	No
Mirror Image	190 Exchange Street Pawtucket RI 02860	99	No
Modern Diner	364 East Avenue Pawtucket RI 02860	85	No
Moon Star Chinese Restaurant	727 East Avenue Pawtucket RI 02860	85	No
Motown Pizza, LLC	45 Newport Ave, Suite B East Providence RI 02916	85	No
Mr. USA Cleaners	224 East Avenue Pawtucket RI 02860	92	No
Mulhearn's Pub	507 North Broadway East Providence RI 02914	85	No
Murdock Webbing Co., Inc.	27 Foundry Street Central Falls RI 02863	23	Yes
Murphy's Law	2 George Street Pawtucket RI 02860	85	No
MVP Sports Pub & Restaurant	223 Newport Avenue Pawtucket RI 02861	85	No
Narr. Electric Co.-Vault Op.-BV	280 Melrose Street Providence RI 02907	27	No
NECVW, Inc.	1600 Mendon Road Cumberland RI 02864	97	No
Neptco, Inc.	30 Hamlet Street Pawtucket RI 02861-0323	53	No
Neurotech Pharmaceuticals, Inc.	900 Highland Corporate Drive Cumberland RI 02864	95	No
New England Donuts, LLC	791 Lonsdale Avenue Central Falls RI 02863	85	No
New England Linen Supply, Inc.	20 Rhode Island Avenue Pawtucket RI 02860	25	Yes
New England Paper Tube Company, Inc.	173 Weeden Street Pawtucket RI 02862	24	No
New Hong Kong	514 Broad Street Central Falls RI 02863	85	No
Newport Ave Donut - 223 Newport Avenue	223 Newport Avenue East Providence RI 02916	85	No
Newport Ave Donut-81 Newport	81 Newport Avenue Pawtucket RI 02861	85	No
Newport Cedar Donuts, Inc.	105 Cedar Street Pawtucket RI 02860	85	No
Newport Division Donuts, Inc.	192 Division Street Pawtucket RI 02860	85	No
Next Bite Pizza and Grill, Inc	350 Prospect Street Pawtucket RI 02860	85	No
North American Salt & Fresh Fish Corp.	450 Prospect Street Pawtucket RI 02860	81	No
Northeast Knitting, Inc.	179 Conant Street Pawtucket RI 02860	23	No
Nuzzo Campion Stone Enterprises, Inc.	20 Industrial Road Cumberland RI 02864	42	No

Bucklin Point
List of Permitted Users - 2012

Company Name	Facility Address	Category	Significant
Ocean State Cesspool, Inc.	336 Nooseneck Hill Road Exeter RI 02862	80	No
Ocean State Five II, LLC	622 George Washington Highway, Unit #58 Lincoln RI 02865	85	No
Olly's Pizza	148 Broad Street Pawtucket RI 02860	85	No
OLSL Lincoln Place	612 George Washington Hgwy Lincoln RI 02865	86	No
Omni Color Printing	331 North Broadway East Providence RI 02916	24	No
On the Go Laundromat	306 Broad Street Central Falls RI 02863	92	No
O'Neill Funeral Home	3102 Mendon Rd. Cumberland RI 02864	96	No
Original Pizza of Boston	13 Blackstone Valley Place Lincoln RI 02865	53	No
Orion Retail	270 Jenckes Hill Road Smithfield RI 02917	26	No
Osram Sylvania, Inc.	1193 Broad Street Central Falls RI 02863	27	Yes
P & G Bowling, Inc.	80 Newport Avenue East Providence, RI 02916	85	No
Packaging Concepts, Ltd.	15 Wellington Road Lincoln RI 02865	24	No
Packaging Graphics, LLC	60 Delta Drive Pawtucket RI 02860	24	No
Panaderia El Antojito, Inc.	494 Dexter Street Central Falls RI 02863	85	No
Papa Gino's #408	12 Narragansett Park Drive East Providence RI 02914	85	No
Papa Gino's-Lincoln Mall	403 Lincoln Mall Lincoln RI 02865	85	No
Parkway Apartments, L.P.	10 Office Parkway East Providence RI 02914	86	No
Paul G. Roque, DDS	642 Newport Avenue Pawtucket RI 02861	94	No
Paulo J. Darosa, D.D.S.	20 Mill Street - Suite 3 Cumberland RI 02864	94	No
Pawtucket Country Club	900 Armistice Boulevard Pawtucket RI 02861	85	No
Pawtucket House of Pizza	398 Smithfield Avenue Pawtucket RI 02860	85	No
Pawtucket Lion Pizza, Inc.	197 Mineral Spring Avenue Pawtucket RI 02860	85	No
Pawtucket Power Associates	181 Concord Street Pawtucket RI 02860	16	Yes
Pawtucket Red Sox Baseball Club	One Ben Mondor Way Pawtucket RI 02960	86	No
Pawtucket Skilled Nursing	70 Gill Avenue Pawtucket RI 02861	86	No
Pawtucket Soup Kitchen	195 Walcott Street Pawtucket RI 02860	85	No
Pawtucket Taco	7 Newport Avenue Pawtucket RI 02861	85	No
Pedro Teixeira, DDS	176 Newport Avenue Pawtucket RI 02861	94	No
Phantom farms	2920 Diamond Hill Road Cumberland RI 02864	85	No
Philip J. Calabro, D.M.D.	500 Newport Avenue Pawtucket RI 02861	94	No
Philopateert L.L.C.	881 Central Avenue Pawtucket RI 02861	85	No

Bucklin Point
List of Permitted Users - 2012

Company Name	Facility Address	Category	Significant
Phoenix Converting Corporation	420 Walcott Street Pawtucket RI 02860	59	No
Piatek Machine Co., Inc.	25 Monticello Road Pawtucket RI 02861	42	No
Piezoni's	392 Cottage Street Pawtucket RI 02861	85	No
Pizza Man of Cumberland	87 Broad Street Cumberland RI 02864	85	No
Pizzaworks	590 Newport Avenue Pawtucket RI 02861	85	No
Pizzeria Romana	3 Wake Robin Road Lincoln RI 02865	85	No
Plouffe's Cup N Saucer	267 Main Street Pawtucket RI 02860	85	No
PMG Inc.	636 Central Avenue Pawtucket RI 02861	85	No
Podiatry Services Ltd.	10 Summer Street Pawtucket RI 02860	94	No
Poly/Sperse, Corp.	250 Narragansett Park Drive East Providence RI 02916	22	No
Poppy's Family Restaurant	3344 Mendon Road Cumberland RI 02864	85	No
Portola Tech International	35 Martin Street Cumberland RI 02864	42	No
Potter-Burns Elementary School	973 Newport Avenue Pawtucket RI 02861	86	No
Precision Dermatology	400 Highland Corporate Drive Cumberland RI 02864	14	Yes
Precision Harley - Davidson, Inc.	269 Armistice Boulevard Pawtucket RI 02860	97	No
Precision Polishing & Ornament	601 Mineral Spring Avenue Pawtucket RI 02860	42	No
Printmakers, Inc.	75 York Avenue Pawtucket RI 02860	93	No
Providence Braid Co., Inc.	358 Lowden Street Pawtucket RI 02860	44	No
Providence Fire Restoration	291 Kenyon Avenue Pawtucket RI 02861	99	No
Providence Metallizing Company, Inc.	51 Fairlawn Avenue Pawtucket RI 02860-2591	11	Yes
Providence Wire Creations, Inc. (Pawt)	500 Narragansett Park Drive Pawtucket RI 02861	42	No
PRRC, Inc.	465 Lonsdale Avenue Pawtucket RI 02860	82	No
Quality Rental	390 Walcott Street Pawtucket RI 02860	86	No
R.J.W. Enterprises Inc.	337 Armistice Blvd Pawtucket RI 02861	85	No
Raggs Septic Service, Inc.	P.O.Box 1027 Concord MA 01742	80	No
Raheb Restaurant, Inc.	535 Dexter Street Central Falls RI 02863	85	No
Rand Whitney Southeast Container, LLC	455 Narragansett Park Drive Pawtucket RI 02861-4321	24	No
Ray Plante & Sons, Inc.	1 Abbotts Crossing Road Coventry RI 02816	80	No
Real Reel Corporation	50 Taylor Drive East Providence RI 02916	42	No
Restaurante Serra Da Estrela	168 Broad Street Cumberland RI 02864	85	No
Rhode Island Novelty	5 Industrial Road Cumberland RI 02864	52	No

Bucklin Point
List of Permitted Users - 2012

Company Name	Facility Address	Category	Significant
Rhode Island Septic Services	315 Nooseneck Hill Road Exeter RI 02822	80	No
Rhode Island Textile Company	211 Columbus Avenue Pawtucket RI 02861	23	No
Ribatejo	167 Benefit Street Pawtucket RI 02861	82	No
Richline Group, Inc.	2 Carol Drive Lincoln RI 02865	11	Yes
Richmond Motor Sales, Inc.	519 Pawtucket Avenue Pawtucket RI 02860	97	No
RIDCO Casting Co.	6 Beverage Hill Avenue Pawtucket RI 02860	21	No
Right Spot Diner	200 South Bend Street Pawtucket RI 02860	85	No
Riverside Diner	3 1/2 Exchange Street Pawtucket RI 02860	85	No
Riviera Inn	580 North Broadway East Providence RI 02914	85	No
Roast House Pub and Restaurant	176 Columbus Avenue Pawtucket RI 02860	85	No
Ronald Ciombor, DDS	536 Central Avenue Pawtucket RI 02861	94	No
Ronald Pratt Company, Inc.	10 Industrial Road Cumberland RI 02864	11	Yes
Rose Sub LLC	622 George Washington Highway Lincoln RI 02865	85	No
Royal Cleaners, Inc.	639 Cottage Street Pawtucket RI 02861	92	No
Rumford Dental	20 Newman Avenue Rumford RI 02916	94	No
Russell S. Chin, DDS, Ltd.	1288 Newport Avenue Pawtucket RI 02861	94	No
S & J Entertainment Inc.	600 George Washington Highway Lincoln RI 02865	85	No
Saki's Pizzeria and Grille	2275 Diamond Hill Road Cumberland RI 02864	85	No
Sarkis Hagopian Enterprises LLC	1525 Old Louisquisset Pike Lincoln RI 02865	85	No
Scetta Corporation	745 Mineral Spring Avenue Pawtucket RI 02860	85	No
Schofield Printing, Inc.	211 Weeden Street Pawtucket RI 02860	99	No
Schofield Sanitation	4420 Diamond Hill Road Cumberland RI 02864	80	No
Scituate Cesspool, Inc.	26 Greenhill Road Johnston RI 02919	80	No
Seven Cray Street Realty Corp	7 Cray Street Cumberland RI 02864	85	No
Seven Stars Bakery - Newman Avenue	20 Newman Avenue Rumford RI 02916	85	No
Seven Stars Bakery - Pawtucket	1005 Main Street Pawtucket RI 02860	81	No
Sewrite Embroidery	30 Martin Street, Suite #2A1 Cumberland RI 02864	99	No
Shanna Country Kitchen	1517 Louisquisset Pike Lincoln RI 0865	85	No
Shaydan Inc.	266 Grand Avenue Pawtucket RI 02861	85	No
Shish Kabob	555 Smithfield Avenue Pawtucket RI 02860	85	No
Simmering Soup, Inc.	1800 Mendon Road Colonial Crossing Cumberland RI 02864	81	No

Bucklin Point
List of Permitted Users - 2012

Company Name	Facility Address	Category	Significant
SP Donuts, Inc.	3450 Mendon Road Cumberland RI 02864	85	No
Sparky's Restaurant	548 Dexter Street Central Falls RI 02863	85	No
Spin City Cumberland, LLC	3400 Mendon Road Cumberland RI 02864	92	No
Spirit Recognition	639 Central Avenue Pawtucket RI 02861	99	No
Splash Snack Bar and Grill	546 Lonsdale Avenue Central Falls RI 02863	85	No
Spring House Chinese	178 Mineral Spring Avenue Pawtucket RI 02860	85	No
SRP Family Dental	642 Dexter Street Central Falls RI 02863	94	No
St. Raphael Academy - East Building	210 Walcott Street Pawtucket RI 02860	86	No
St. Raphael Academy - West Building	123 Walcott Street Pawtucket RI 02860	99	No
Stackbin Corporation	29 Powder Hill Road Lincoln RI 02865	11	Yes
Starbucks Restaurant-Lincoln Mall	622 George Washington Highway Lincoln RI 02865	85	No
STEMCELLS, INC.	701 George Washington Highway Lincoln RI 02865	53	No
Stop & Shop Supermarket #704	70 Mendon Road Cumberland RI 02864	82	No
Stop & Shop Supermarket #710	368 Cottage Street Pawtucket RI 02861	82	No
Stop & Shop Supermarket #712	622 George Washington Highway Lincoln RI 02865	82	No
Stuart Manufacturing, LLC	548 Roosevelt Avenue Central Falls RI 02863	49	No
Suburban Contract Cleaning	95 Webster Avenue Pawtucket RI 02861	99	No
Subway (North Broadway)	411 North Broadway Rumford RI 02916	85	No
Subway (Pawtucket Avenue)	614 Pawtucket Avenue Pawtucket RI 02860	85	No
Subway 95 Exit 30, LLC	355 Fountain Street Pawtucket RI 02860	85	No
Subway-Broad Street	310 Broad Street Central Falls RI 02863	85	No
Summit Manufacturing Corporation	248 Pine Street Pawtucket RI 02860	11	Yes
Sunoco, Inc. (R&M)	634 George Washington Highway Lincoln RI 02865	85	No
Sunshine Creamery	305 North Broadway East Providence RI 02916-3516	85	No
Sunshine Laundromat	192 Division Street Pawtucket RI 02860	92	No
Sunshine Market	181 Washington Street Central Falls RI 02863	81	No
Super Dragon	805 Broadway Pawtucket RI 02860	85	No
Swades, LLC	727 East Avenue Pawtucket RI 02860	85	No
Swan Cleaners	371 Benefit Street Pawtucket RI 02861	92	No
Sweetland Foods, Inc.	95 Belmont Street Pawtucket RI 02860	81	No
Taco Mix	723 Broad Street Central Falls RI 02863	85	No

Bucklin Point
List of Permitted Users - 2012

Company Name	Facility Address	Category	Significant
Tanury Industries	6 New England Way Lincoln RI 02865	11	Yes
Tanury Industries PVD, Inc.	7 New England Way Lincoln RI 02865	11	Yes
Tanya Creations, Inc.	360 Narragansett Park Drive East Providence RI 02916	42	No
Taqueria Lupita	765 Dexter Street Central Falls RI 02863	85	No
Target Corporation - T2073	620 George Washington Highway Lincoln RI 02865	85	No
Tastex Corporation	467 - 469 Roosevelt Avenue Central Falls RI 02863	23	No
Tedor Pharma Inc.	400 Highland Corporate Drive Cumberland RI 02864	14	Yes
Teknicote, Inc. (Cumberland)	2 Titus Street Cumberland RI 02864	11	Yes
Teknor Apex - Mendon	90 Mendon Avenue Pawtucket RI 02861	37	No
Teknor Apex Co.	505 Central Avenue Pawtucket RI 02861	27	No
Texcel Industries, Inc.	18 Meeting Street Cumberland RI 02864	23	No
The Car Store, Inc.	1 Colfax Street Pawtucket RI 02860	97	No
The Children's Workshop	151 Hunt Street Central Falls RI 02863	86	No
The Evans Company, Inc.	33 Eastern Avenue East Providence RI 02914	21	No
The Family Dentist, Inc.	480 Broadway Pawtucket RI 02860	94	No
The French Tarte LLC	1005 Main Street, Suite 8226 Pawtucket RI 02860	81	No
The INSCO Group	17 Powder Hill Road Lincoln RI 02865	99	No
The Mansion, Inc.	104 Clay Street Central Falls RI 02863	86	No
The Met	1005 Main Street Pawtucket RI 02860-7802	85	No
The Newport Deck	562 Newport Avenue Pawtucket RI 02861	85	No
The Salvation Army	102 High Street Pawtucket RI 02860	85	No
The Stop & Shop Supermarket Co. LLC	1925 Pawtucket Avenue East Providence RI 02914	82	No
Thyssenkrupp Materials	279 Jenckes Hill Road Smithfield RI 02917	46	No
Tiffany and Company	300 Maple Ridge Drive Cumberland RI 02864	15	Yes
Tolo's Seafood and Chicken	205 Division Street Pawtucket RI 02860	85	No
Tommy's Lounge	99 India Street Pawtucket RI 02860	85	No
Tony's Pizza	435 Power Road Pawtucket RI 02860	85	No
Torre Corp.	3 Wake Robin Lane, Unit #1 Lincoln RI 02865	85	No
Torti Services	77 Tourtellot Hill Road Glocester RI 02814	80	No
Toti's Pizza Palace, Inc.	622 Central Avenue Pawtucket RI 02861	85	No
Tracey Gear Inc.	740 York Avenue Pawtucket, RI 02861	42	No

**Bucklin Point
List of Permitted Users - 2012**

Company Name	Facility Address	Category	Significant
Triple P's	192 Columbus Avenue Pawtucket RI 02861	85	No
Truex, Inc.	300 Armistice Boulevard Pawtucket RI 02861	11	Yes
Uncle Tony's Pizza & Pasta	141 Newport Avenue East Providence RI 02916	85	No
Underground Hero's Inc.	80 A Newport Ave East Providence RI 02914	85	No
United Methodist Elder Care	30 Alexander Avenue East Providence RI 02914	86	No
United Skates of America	75 New Road East Providence RI 02914	85	No
University Oral & Maxil. - School Street	123 School Street Pawtucket RI 02860	94	No
V. George Rustigian Rugs, Inc	560 Mineral Spring Avenue BF 104-106 Pawtucket RI 02860	99	No
Verizon - BV	Allens Avenue Providence RI 02905	27	No
Village Pizza Inc.	650 Dexter Street Central Falls RI 02863	85	No
Village Restaurant, Inc.	200 Main Street Pawtucket RI 02860	85	No
Visual Creations, Inc.	500 Narragansett Park Drive Pawtucket RI 02861	52	No
Vital Diagnostics, Inc.	27 Wellington Road Lincoln RI 02865	22	Yes
W.T. Wilson, Inc.	185 York Avenue Pawtucket RI 02860	11	Yes
Walter M. Dzialo, DDS	526 Newport Avenue Pawtucket RI 02861	94	No
Walter R. Shaghalian D.M.D.	1002 Pawtucket Avenue East Providence RI 02916	94	No
Walt's Roast Beef	283 Newport Avenue Pawtucket RI 02861	85	No
Wannamoisett Country Club	96 Hoyt Avenue Rumford RI 02916	86	No
Wardwell Braiding Machine Company	1211 High Street Central Falls RI 02863	26	No
Washing Well Laundromat	906 Main Street Pawtucket RI 02860	92	No
Water Works Car Wash	930 Main Street Pawtucket RI 02860	97	No
Wendy's (Cottage Street)	368 Cottage Street Pawtucket RI 02861	85	No
Wendy's International, Inc. (Broad)	120 Broad Street Pawtucket RI 02860	85	No
Whistle Stop Restaurant & Ice Cream Shop	119 Main Street Albion RI 02802	85	No
Whittet-Higgins Company	33 Higginson Avenue Central Falls RI 02863	42	No
Wildflour Bakery Cafe + Juice Bar	727 East Avenue Pawtucket RI 02860	85	No
William B. Chan DMD	2359 Mendon Road Cumberland RI 02864	94	No
William Naughton, DDS	524 Central Avenue Pawtucket RI 02861	94	No
William W. Tripp Funeral Home, Inc.	1008 Newport Avenue Pawtucket RI 02861	96	No
Xelapan Bakery and Convenience	904 Lonsdale Avenue Central Falls RI 02863	81	No
Zaccagnini's Pastry Shoppe	546 Smithfield Avenue Pawtucket RI 02860	81	No

Bucklin Point
List of Permitted Users - 2012

Company Name	Facility Address	Category	Significant
Zebra Technologies Corporation	One Albion Road, Suite 100 Lincoln RI 02865	42	No

ATTACHMENT VOLUME II

SECTION 2

***PERMIT ISSUANCE/REISSURANCE
ACTIVITIES***

***PERMIT ISSUANCE/REISSUANCE
ACTIVITIES***

FIELD'S POINT

**Field's Point
Permit Issuance / Reissuance Activities - 2012**

Company Name	Prior Permit	Permit	Issue Date	Effective Date	Expire Date
Al-Jac Produce	12/31/2011	P8104-128-1216	12/16/2011	1/1/2012	12/31/2017
Shell Oil Company	12/31/2011	P9702-156-1216	12/16/2011	1/1/2012	12/31/2016
Shore's Market, Inc.	12/31/2011	P8202-082-1216	12/16/2011	1/1/2012	12/31/2016
Surface Coatings Division, MFB LLC	No Previous Permit	P1106-341-1216	12/16/2011	1/1/2012	12/31/2016
Mutual Metals/Mutual Cornell	12/31/2011	P4300-057-1216	12/20/2011	1/1/2012	12/31/2016
Narragansett Improvement Co.	12/31/2011	P3502-006-1216	12/20/2011	1/1/2012	12/31/2016
R.I. Beef & Veal, Incorporated	12/31/2011	P8104-126-1216	12/20/2011	1/1/2012	12/31/2016
Rita's Pizza	12/31/2011	P8500-964-1216	12/20/2011	1/1/2012	12/31/2016
Wasabi Japanese Sushi Bar, Inc.	12/31/2011	P8500-948-1216	12/20/2011	1/1/2012	12/31/2016
Waterman Grill, LLC	12/31/2011	P8502-416-1216	12/20/2011	1/1/2012	12/31/2016
Sunset Bar and Grille	No Previous Permit	P8500-965-1116	1/6/2012	1/6/2012	9/5/2012
Americana Expo Center, LLC	No Previous Permit	P8500-968-1216	1/13/2012	1/13/2012	12/31/2016
Hope Creamery	No Previous Permit	P8500-958-1116	1/13/2012	1/13/2012	12/31/2016
Rhode Island Favorite Chicken III, LLC	No Previous Permit	P8502-426-1216	1/13/2012	1/13/2012	12/31/2016
The Mills Tavern	No Previous Permit	P8502-423-1216	1/13/2012	1/13/2012	12/31/2016
T.O. Nam Sausage, Inc.	1/31/2012	P8102-129-0117	1/17/2012	2/1/2012	1/31/2017
Chef Ho's	1/31/2012	P8502-422-0117	1/20/2012	2/1/2012	1/31/2017
Designs International Inc.	1/31/2012	P2102-139-0117	1/20/2012	2/1/2012	1/31/2017
Hot & Cold, LLC	No Previous Permit	P8500-969-1216	1/20/2012	1/20/2012	12/31/2016
Rangina, Inc.	1/31/2012	P8500-942-0117	1/20/2012	2/1/2012	1/31/2017
Charles Street Coffee Company, LLC	No Previous Permit	P8500-972-1216	1/24/2012	1/24/2012	12/31/2016
Cheng's Kitchen	1/31/2012	P8500-954-0117	1/24/2012	2/1/2012	1/31/2017
Mills Coffee Roasting Co.	1/31/2012	P8900-052-0117	1/24/2012	2/1/2012	1/31/2017
National Amusements, Inc.	1/31/2012	P8500-957-0117	1/24/2012	2/1/2012	1/21/2013
Ray's Laundry & Cleaners	1/31/2012	P9200-266-0117	1/24/2012	2/1/2012	1/31/2017
Saint Elizabeth Assisted Living	1/31/2012	P8600-379-0117	1/24/2012	2/1/2012	1/31/2017
The Providence Cookie Bar	No Previous Permit	P8500-973-1216	1/24/2012	1/24/2012	12/31/2016
Universal Ambulance Service	1/31/2012	P3702-042-0117	1/24/2012	2/1/2012	1/31/2017
El Rancho Grande	1/31/2012	P8500-966-0117	1/27/2012	2/1/2012	1/31/2017
Mount Pleasant High School	1/31/2012	P8600-380-0117	1/27/2012	2/1/2012	1/31/2017
Kadismo	No Previous Permit	P8500-967-1216	2/3/2012	2/3/2012	2/3/2012
244 Wickenden, Inc.	No Previous Permit	P8501-299-0117	2/7/2012	2/7/2012	1/31/2017
Borrelli's Bakery	No Previous Permit	P8102-132-0117	2/7/2012	2/7/2012	1/31/2017
L.A. Baileys	No Previous Permit	P8500-953-0117	2/7/2012	2/7/2012	1/31/2017
Mi Quisqueya Meat Market	No Previous Permit	P8102-134-0117	2/7/2012	2/7/2012	1/31/2017
Grilled Cheese To Go LLC	No Previous Permit	P8500-976-0117	2/10/2012	2/10/2012	1/31/2017
Jeanette's Bakery	No Previous Permit	P8102-133-0117	2/10/2012	2/10/2012	1/31/2017
KVRH Foods Inc.	No Previous Permit	P8500-977-1216	2/10/2012	2/10/2012	12/31/2016
Prov. Journal Co. - Production Facility	2/10/2012	P2406-065-0413	2/10/2012	2/10/2012	4/30/2013
AS220 - Print Shop	2/16/2012	P2402-064-0117	2/17/2012	2/17/2012	1/31/2017
Contract Specialties, Inc.	2/29/2012	P1106-342-0217	2/17/2012	3/1/2012	2/28/2017
Induplicate LLC	2/28/2012	P1112-230-0217	2/17/2012	3/1/2012	2/28/2017
Mahr Federal Inc.	2/29/2012	P1106-343-0217	2/17/2012	3/1/2012	2/28/2017
Ron's Pastry Gourmet	2/29/2012	P8102-131-0217	2/17/2012	3/1/2012	2/28/2017
Seven Stars Bakery (Broadway)	2/29/2012	P8500-951-0217	2/17/2012	3/1/2012	2/28/2017
Technodic, Inc.	2/28/2012	P1106-344-0217	2/17/2012	3/1/2012	2/28/2017
Clayton Company & Claverick Realty	2/29/2012	P1104-010-0217	2/21/2012	3/1/2012	10/4/2012
Detroit Collision Center	2/29/2012	P9702-157-0217	2/21/2012	3/1/2012	2/28/2017
G. Tanury Plating Company	2/29/2012	P1112-229-0217	2/21/2012	3/1/2012	2/28/2017
Ribs and Company	2/29/2012	P8502-425-0217	2/21/2012	3/1/2012	2/28/2017
Whole Foods Market, Inc.	2/29/2012	P8202-084-0217	2/21/2012	3/1/2012	2/28/2017
Dinarijak, Inc.	No Previous Permit	P8502-428-0117	2/28/2012	2/28/2012	1/31/2017
Naseeb Corporation	No Previous Permit	P8502-429-0117	2/28/2012	2/28/2012	1/31/2017
Dunkin Donuts (Providence Place Mall)	No Previous Permit	P8500-978-0117	3/2/2012	3/2/2012	1/31/2017
Amerada Hess (Smithfield Avenue)	No Previous Permit	P8500-982-0217	3/9/2012	3/9/2012	2/28/2017
C.B. Utility Co., Inc.	No Previous Permit	P4012-063-0217	3/9/2012	3/9/2012	2/28/2017
Cardi Corporation	No Previous Permit	P4012-062-0217	3/9/2012	3/9/2012	2/28/2017
El Quiche Bakery	8/4/2011	P8102-137-0117	3/9/2012	3/9/2012	1/31/2017

**Field's Point
Permit Issuance / Reissuance Activities - 2012**

Company Name	Prior Permit	Permit	Issue Date	Effective Date	Expire Date
Smith Street Grille	No Previous Permit	P8500-980-0217	3/9/2012	3/9/2012	2/28/2017
Wise Guy's Deli	No Previous Permit	P8500-981-0217	3/9/2012	3/9/2012	2/28/2017
Cajun Luau	No Previous Permit	P8500-988-0217	3/16/2012	3/16/2012	2/28/2017
Eagle Plating Company, Inc.	3/31/2012	P1106-345-0317	3/16/2012	4/1/2012	3/31/2017
Food For The Soul	3/31/2012	P8500-971-0317	3/16/2012	4/1/2012	3/31/2017
Hoey-Arpin-Williams-King Funeral Home	3/31/2012	P9600-089-0317	3/16/2012	4/1/2012	3/31/2017
Jacky's Galaxie	3/31/2012	P8502-420-0317	3/16/2012	4/1/2012	3/31/2017
PRII, LP	3/31/2012	P8502-424-0317	3/16/2012	4/1/2012	3/31/2017
Patrician Corp. / Mr. Ralph's	3/31/2012	P9200-269-0317	3/16/2012	4/1/2012	3/31/2017
Ronzio Pizza	3/31/2012	P8500-989-0317	3/16/2012	4/1/2012	3/31/2017
Russell J. Boyle & Son	3/31/2012	P9600-090-0317	3/16/2012	4/1/2012	3/31/2017
Sakura Japan	No Previous Permit	P8500-985-0217	3/16/2012	3/16/2012	2/28/2017
Tadka India	No Previous Permit	P8500-984-0217	3/16/2012	3/16/2012	2/28/2017
TipC Cafe	No Previous Permit	P8500-983-0217	3/16/2012	3/16/2012	9/12/2012
Cassarino's Restaurant	3/31/2012	P8502-415-0317	3/20/2012	4/1/2012	3/31/2017
Coin-Op - Providence	3/31/2012	P9200-265-0317	3/20/2012	4/1/2012	3/31/2017
D & D Chrome Plating	3/31/2012	P4100-088-0317	3/20/2012	4/1/2012	3/31/2017
Fuji Chen	No Previous Permit	P8500-987-0217	3/20/2012	3/20/2012	2/28/2017
GTECH Center	3/31/2012	P8501-298-0317	3/20/2012	4/1/2012	3/31/2017
H&S Management, LLC	3/30/2012	P8500-970-0317	3/20/2012	4/1/2012	3/31/2017
Union Coin Laundromat, Inc.	3/31/2012	P9200-272-0317	3/20/2012	4/1/2012	3/31/2017
Bacaro Restaurant	3/31/2012	P8502-418-0317	3/23/2012	4/1/2012	3/31/2017
OV's Restaurant	3/31/2012	P8500-950-0317	3/23/2012	4/1/2012	3/31/2017
J & W - Center for Culinary Excellence	No Previous Permit	P8600-371-0217	3/27/2012	3/27/2012	2/28/2017
Mt. Fuji Japanese Steak House	No Previous Permit	P8502-433-0217	3/27/2012	3/27/2012	2/28/2017
Sbarro	No Previous Permit	P8500-990-0217	3/27/2012	3/27/2012	2/28/2017
The Washroom	3/31/2012	P9200-275-0317	3/27/2012	4/1/2012	3/31/2017
D&D Coffee, Inc.	No Previous Permit	P8502-417-0117	3/30/2012	3/30/2012	1/31/2017
Univar USA, Inc.	3/29/2012	P2204-041-0516	3/30/2012	3/30/2012	5/31/2016
Blount Clam Shack & Soup Bar	No Previous Permit	P8501-301-0217	4/6/2012	4/6/2012	2/28/2017
Froyo World	No Previous Permit	P8500-992-0217	4/10/2012	4/10/2012	2/28/2017
Kon Asian Bistro	No Previous Permit	P8502-437-0217	4/13/2012	4/13/2012	2/28/2017
SWG Promotions, LLC	No Previous Permit	P9902-068-0217	4/17/2012	4/17/2012	2/28/2017
Umicore USA, Incorporated	4/30/2012	P2206-040-0417	4/17/2012	5/1/2012	4/30/2017
Contech Medical, Inc.	4/30/2012	P4300-059-0417	4/20/2012	5/1/2012	4/30/2017
Eastern Color & Chemical Co.	4/30/2012	P2206-039-0417	4/20/2012	5/1/2012	4/30/2017
Elliot M. Robbins Funeral Home	4/30/2012	P9600-093-0417	4/20/2012	5/1/2012	4/30/2017
Long River Restaurant	No Previous Permit	P8500-994-0317	4/20/2012	4/20/2012	3/30/2017
Rhode Island Provision Company	4/30/2012	P8102-136-0417	4/20/2012	5/1/2012	4/30/2017
Women & Infants' Hospital	4/30/2012	P9002-086-0417	4/20/2012	5/1/2012	4/30/2017
Admiral Suds Laundry	4/30/2012	P9200-277-0417	4/27/2012	5/1/2012	4/30/2017
Taco Bell	No Previous Permit	P8500-996-0317	4/27/2012	4/27/2012	3/31/2017
The Liberty Elm, LLC	4/30/2012	P8500-999-0417	4/27/2012	5/1/2012	4/30/2017
Tropical Olive Restaurant	No Previous Permit	P8500-995-0317	4/27/2012	4/27/2012	3/31/2017
Al Forno	4/30/2012	P8502-426-0417	4/30/2012	5/1/2012	4/30/2017
GIFU Providence, Inc.	No Previous Permit	P8500-001-0317	5/1/2012	5/1/2012	3/31/2017
Lucky Garden 8	No Previous Permit	P8502-438-0317	5/1/2012	5/1/2012	3/31/2012
Dean Auto Collision Center	No Previous Permit	P9702-159-0217	5/4/2012	5/4/2012	2/28/2017
Janczynsky Food Inc.	No Previous Permit	P8500-002-0317	5/4/2012	5/4/2012	3/31/2017
B. Macaroni & Sons, Inc.	5/31/2012	P9600-091-0517	5/15/2012	6/1/2012	5/31/2017
Beneficent House, Inc.	5/31/2012	P8600-369-0517	5/15/2012	6/1/2012	5/31/2017
Monahan-Drabble-Sherman	5/31/2012	P9600-092-0517	5/15/2012	6/1/2012	5/31/2017
Specialty Cleansing Company	5/31/2012	P9200-271-0517	5/15/2012	7/1/2012	5/31/2017
7-Eleven (Johnston)	5/31/2012	P8500-997-0517	5/18/2012	6/1/2012	5/31/2017
Carcieri's Market	No Previous Permit	P8102-142-0417	5/18/2012	5/18/2012	4/30/2017
J.H. Realty	5/31/2012	P5300-023-0517	5/18/2012	6/1/2012	5/31/2017
SCI RI Funeral Services LLC	5/31/2012	P9600-096-0517	5/18/2012	6/1/2012	5/31/2017
295 LLC	No Previous Permit	P8500-008-0417	5/22/2012	5/22/2012	4/30/2017

Field's Point
Permit Issuance / Reissuance Activities - 2012

Company Name	Prior Permit	Permit	Issue Date	Effective Date	Expire Date
Caribe Super Market	No Previous Permit	P8500-007-0417	5/22/2012	5/22/2012	4/30/2017
Freeman's Acquisition, Inc.	No Previous Permit	P9702-160-0417	5/22/2012	5/22/2012	4/30/2017
Kenneth Providence LLC	No Previous Permit	P8500-998-0317	5/22/2012	5/22/2012	3/31/2017
Paul Cuffee High School	No Previous Permit	P8600-382-0417	5/22/2012	5/22/2012	4/30/2017
Alviti Link-All, Inc.	5/31/2012	P4200-142-0517	5/25/2012	6/1/2012	5/31/2017
Choi Limited	No Previous Permit	P8500-012-0417	5/25/2012	5/25/2012	4/30/2017
El Mogote	No Previous Permit	P8500-010-0417	5/25/2012	5/25/2012	4/30/2017
Elmwood Ultra Clean Laundry	5/31/2012	P9200-268-0517	5/25/2012	6/1/2012	5/31/2017
Epoch Assisted Living on the East Side	5/31/2012	P8600-372-0517	5/25/2012	6/1/2012	5/31/2017
Hartford Laundromat, Inc.	5/31/2012	P9200-270-0517	5/25/2012	6/1/2012	5/31/2017
Kentucky Fried Chicken (Broad Street)	5/31/2012	P8502-439-0517	5/25/2012	6/1/2012	5/31/2017
NBC Analytical Laboratory	5/31/2012	P9500-084-0517	5/25/2012	6/1/2012	5/31/2017
Nabsys	No Previous Permit	P9500-089-0417	5/25/2012	5/25/2012	4/30/2017
Newport Creamery, LLC	5/31/2012	P8502-434-0517	5/25/2012	6/1/2012	7/1/2012
Pride Laundry	5/31/2012	P9200-267-0517	5/25/2012	6/1/2012	5/31/2017
Providence Coal Fired Pizza	No Previous Permit	P8502-441-0417	5/25/2012	5/25/2012	4/30/2017
RP Iannuccillo & Sons Const. Co., Inc.	No Previous Permit	P4012-064-0417	5/25/2012	5/25/2012	9/28/2012
Crisoloid, LLC	5/31/2012	P2104-140-0517	5/29/2012	6/1/2012	5/31/2017
Shank/Balfour Beatty	No Previous Permit	P4012-065-0417	6/5/2012	6/5/2012	4/30/2017
Anjon Inc.	No Previous Permit	P8501-305-0517	6/8/2012	6/8/2012	5/31/2017
Barletta Heavy Division, Inc.	No Previous Permit	P4012-066-0517	6/8/2012	6/8/2012	5/31/2017
RJC Enterprises, LLC	No Previous Permit	P8500-014-0417	6/8/2012	6/8/2012	4/30/2017
DES Deli, LLC	No Previous Permit	P8500-016-0417	6/15/2012	6/15/2012	4/30/2017
Istanbul Gourmet Market, LLC	No Previous Permit	P8202-086-0417	6/15/2012	6/15/2012	4/30/2017
Pane E Vino	6/30/2012	P8501-300-0617	6/15/2012	7/1/2012	6/30/2017
Providence KNC, Inc.	6/30/2012	P8502-427-0617	6/15/2012	7/1/2012	6/30/2017
Burger King #10759	6/30/2012	P8502-447-0617	6/18/2012	6/18/2012	6/30/2017
A.A. Mariani Funeral/Carriage	6/30/2012	P9600-095-0617	6/19/2012	7/1/2012	6/30/2017
B. Deltoro & Sons, Inc.	6/30/2012	P8104-135-0617	6/19/2012	7/1/2012	6/30/2017
Bell Funeral Home, Inc.	6/30/2012	P9600-094-0617	6/19/2012	7/1/2012	6/30/2017
Christiansen Dairy Co. Inc.	6/30/2012	P8402-030-0617	6/19/2012	7/1/2012	6/30/2017
RCSH Operations, LLC	6/30/2012	P8502-431-0617	6/19/2012	7/1/2012	6/30/2017
Bank of America Building (Westminster)	6/30/2012	P8600-381-0617	6/22/2012	7/1/2012	6/30/2017
Brother's Famous Pizza	6/30/2012	P8500-991-0617	6/22/2012	7/1/2012	6/30/2017
Christina D. Dicommes DMD	6/30/2012	P9400-318-0617	6/22/2012	7/1/2012	6/30/2017
Flan y Ajo	No Previous Permit	P8500-006-0417	6/22/2012	6/22/2012	4/30/2017
Laundry Club	6/30/2012	P9200-276-0617	6/22/2012	7/1/2012	6/30/2017
Northeast Environmental	6/30/2012	P9500-086-0617	6/22/2012	7/1/2012	6/30/2017
Waterplace Restaurant	6/30/2012	P8502-440-0617	6/22/2012	7/1/2012	6/30/2017
Annex Plating	No Previous Permit	P4100-089-0517	6/26/2012	6/26/2012	5/31/2017
Saptagiri LLC	No Previous Permit	P8500-020-0517	6/26/2012	6/26/2012	5/31/2017
University Foot Center - Smith Street	No Previous Permit	P9402-319-0417	6/26/2012	6/26/2012	4/30/2017
Morgan Health Center	6/29/2012	P8602-392-0417	6/29/2012	6/29/2012	4/30/2017
Antonelli Poultry	7/31/2012	P8102-139-0717	7/17/2012	8/1/2012	7/31/2017
D'Ambra Auto Sales	7/31/2012	P9702-158-0717	7/17/2012	8/1/2012	7/31/2017
Du-Pro-Lux Cleansers	7/31/2012	P9200-273-0717	7/17/2012	8/1/2012	7/31/2017
First Casting, Inc.	7/31/2012	P5902-010-0717	7/17/2012	8/1/2012	7/31/2017
Paul Cuffee School	7/31/2012	P8600-370-0717	7/17/2012	8/1/2012	7/31/2017
Unique Plating Company	7/31/2012	P1106-346-0717	7/17/2012	8/1/2012	7/31/2017
Admiral Packaging	7/31/2012	P4200-143-0717	7/20/2012	8/1/2012	7/31/2017
Parity Laundry, Inc.	7/31/2012	P9200-274-0717	7/20/2012	8/1/2012	7/31/2017
Prov. College- Albertus Magnus/Sowa Hall	7/31/2012	P9500-087-0717	7/20/2012	8/1/2012	7/31/2017
Best Eastern Chinese Restaurant	7/31/2012	P8501-302-0717	7/24/2012	8/1/2012	7/31/2017
Brown University - Sidney Frank Hall	7/31/2012	P9502-085-0717	7/24/2012	8/1/2012	7/31/2017
Capital Grille	7/31/2012	P8502-436-0717	7/24/2012	8/1/2012	7/31/2017
Golden City	7/31/2012	P8502-430-0717	7/24/2012	8/1/2012	7/31/2017
Minervas Pizza	7/31/2012	P8500-004-0717	7/24/2012	8/1/2012	7/31/2017
Ocean State Peeled Potatoes	7/31/2012	P8104-138-0717	7/24/2012	8/1/2012	7/31/2017

Field's Point
Permit Issuance / Reissuance Activities - 2012

Company Name	Prior Permit	Permit	Issue Date	Effective Date	Expire Date
Aipso	7/1/2012	P8600-373-0717	7/31/2012	8/1/2012	7/31/2017
Archangel Michael Inc.	No Previous Permit	P8500-027-0617	7/31/2012	7/31/2012	6/30/2017
Michael Anthonys	No Previous Permit	P8500-025-0617	7/31/2012	7/31/2012	1/8/2013
Pito's Restaurant #2	7/31/2012	P8500-993-0717	7/31/2012	8/1/2012	7/31/2017
Whole Foods Market Group, Inc.	7/31/2012	P8204-085-0717	7/31/2012	8/1/2012	7/31/2017
Dairy Queen/Orange Julius	No Previous Permit	P8500-024-0617	8/7/2012	8/7/2012	6/30/2017
Dok's Deli	No Previous Permit	P8500-029-0617	8/10/2012	8/10/2012	6/30/2017
New Rivers Restaurant Group Inc.	No Previous Permit	P8500-022-0617	8/10/2012	8/10/2012	6/30/2017
Blue Grotto Restaurant	8/31/2012	P8502-432-0817	8/17/2012	9/1/2012	8/31/2017
Genesis Marketing Group - Warren Avenue	No Previous Permit	P4200-144-0717	8/17/2012	8/17/2012	7/31/2017
Jon Roc Linc	No Previous Permit	P8502-449-0717	8/17/2012	9/1/2012	8/31/2017
Mediterraneo Corp.	8/31/2012	P8502-435-0817	8/17/2012	9/1/2012	8/31/2017
Providence School Department	8/31/2012	P8501-303-0817	8/17/2012	9/1/2012	8/31/2017
Rich Group	No Previous Permit	P5202-069-0717	8/17/2012	8/17/2012	7/31/2017
Sin, LLC	8/31/2012	P8102-141-0817	8/17/2012	9/1/2012	8/31/2017
Carl G. Lauro School	8/31/2012	P8600-384-0817	8/21/2012	9/1/2012	8/31/2017
Olympic Pizza	8/31/2012	P8500-005-0817	8/21/2012	9/1/2012	8/31/2017
The Allied Group	8/31/2012	P2402-066-0817	8/21/2012	9/1/2012	8/31/2017
Veazie Street School	8/31/2012	P8600-383-0817	8/21/2012	9/1/2012	8/31/2017
Verizon	8/31/2012	P2700-089-0817	8/21/2012	9/1/2012	8/31/2017
International Cafe and Club	No Previous Permit	P8501-308-0717	8/24/2012	8/24/2012	8/31/2017
Metropolitan Career & Tech Ctr	8/31/2012	P8600-393-0817	8/24/2012	9/1/2012	8/31/2017
Ocean State Laundry	No Previous Permit	P9200-279-0717	8/24/2012	8/24/2012	7/31/2017
Darlington Memory Lane Inc.	No Previous Permit	P8600-397-0717	9/7/2012	9/7/2012	7/31/2017
Khan Food Services	No Previous Permit	P8500-032-0717	9/7/2012	9/7/2012	7/31/2017
Tuscan Grille	No Previous Permit	P8500-033-0817	9/14/2012	9/14/2012	11/19/2012
Brown University - Geochem	9/30/2012	P9502-088-0917	9/18/2012	10/1/2012	9/30/2017
McDonald's/Kristin Foods, Inc.	9/30/2012	P8502-444-0917	9/18/2012	10/1/2012	9/30/2017
Mineral Spring Holdings, LLC	No Previous Permit	P9702-164-0817	9/18/2012	9/18/2012	8/31/2017
Providence College - Bedford Hall	9/30/2012	P8600-374-0917	9/18/2012	10/1/2012	9/30/2017
Providence College - Ditragia Hall	9/30/2012	P8600-378-0917	9/18/2012	10/1/2012	9/30/2017
Providence College - Dore Hall	9/30/2012	P8600-375-0917	9/18/2012	10/1/2012	9/30/2017
Providence College - Mal Brown Hall	9/30/2012	P8600-380-0917	9/18/2012	10/1/2012	9/30/2017
Providence College - Meagher Hall	9/30/2012	P8600-379-0917	9/18/2012	10/1/2012	9/30/2017
Providence College- Cunningham Hall	9/30/2012	P8600-377-0917	9/18/2012	10/1/2012	9/30/2017
Asian Star Market, Inc.	9/30/2012	P8102-140-0917	9/21/2012	10/1/2012	9/30/2017
Fleming's Steakhouse	9/30/2012	P8502-442-0917	9/21/2012	10/1/2012	9/30/2017
Homefries Restaurant	9/30/2012	P8501-304-0917	9/21/2012	10/1/2012	9/30/2017
La Gran Parada	9/30/2012	P8500-015-0917	9/21/2012	10/1/2012	9/30/2017
La Lupita	9/30/2012	P8500-018-0917	9/21/2012	10/1/2012	9/30/2017
Original N.Y. System Rrestaurant	9/30/2012	P8500-013-0917	9/21/2012	10/1/2012	9/30/2017
Providence College - Davis Hall	9/30/2012	P8600-376-0917	9/21/2012	10/1/2012	9/30/2017
Dyco Services	9/30/2012	P8502-443-0917	9/25/2012	10/1/2012	9/30/2017
Portion Meat Associates, Inc.	9/30/2012	P8104-143-0917	9/25/2012	10/1/2012	9/30/2017
Universal Plating Company, Inc.	9/30/2012	P1106-347-0917	9/25/2012	10/1/2012	9/30/2017
7-Eleven (Charles Street)	No Previous Permit	P8500-034-0817	9/28/2012	9/28/2012	8/31/2017
Ada's Creations, Inc.	9/30/2012	P8502-446-0917	9/28/2012	10/1/2012	9/30/2017
Blossom Laundry Inc.	No Previous Permit	P9200-280-0817	9/28/2012	9/28/2012	8/31/2017
Bright Funeral Home	9/30/2012	P9600-097-0917	9/28/2012	10/1/2012	9/30/2017
Farmstead, Inc.	No Previous Permit	P8500-038-0817	9/28/2012	9/28/2012	8/31/2017
J & W-The University Club	9/30/2012	P8502-448-0917	9/28/2012	10/1/2012	9/30/2017
Second Generation, LLC	No Previous Permit	P8500-023-0617	9/28/2012	9/28/2012	6/30/2017
Vaseleos, LLC	9/30/2012	P8500-019-0917	9/28/2012	10/1/2012	9/30/2017
City of Providence	No Previous Permit	P8600-399-0817	10/5/2012	10/5/2012	8/31/2017
Northeast Remsco Construction, Inc.	No Previous Permit	P4012-067-0917	10/5/2012	10/5/2012	9/30/2017
Circe	No Previous Permit	P8502-452-0817	10/12/2012	10/12/2012	8/31/2017
Admiral Donuts, Inc.	10/31/2012	P8500-011-1017	10/16/2012	11/1/2012	10/31/2017
Atwood Laundromat	10/31/2012	P9200-278-1017	10/16/2012	11/1/2012	10/31/2017

Field's Point
Permit Issuance / Reissuance Activities - 2012

Company Name	Prior Permit	Permit	Issue Date	Effective Date	Expire Date
Lima Subs, LLC	10/31/2012	P8500-003-1017	10/16/2012	11/1/2012	10/31/2017
Providence College - Alumni Hall	10/31/2012	P8600-385-1017	10/16/2012	11/1/2012	10/31/2017
Providence College - Aquinas Hall	10/31/2012	P8600-391-1017	10/16/2012	11/1/2012	10/31/2017
Providence College - Fennell Hall	10/31/2012	P8600-390-1017	10/16/2012	11/1/2012	10/31/2017
Providence College - Guzman Hall	10/31/2012	P8600-388-1017	10/16/2012	11/1/2012	10/31/2017
Providence College - Joseph Hall	10/31/2012	P8600-386-1017	10/16/2012	11/1/2012	10/31/2017
Providence College - McDermott Hall	10/31/2012	P8600-389-1017	10/16/2012	11/1/2012	10/31/2017
Providence College - McVinney Hall	10/31/2012	P8600-387-1017	10/16/2012	11/1/2012	10/31/2017
Ronit Corporation	10/31/2012	P8500-009-1017	10/16/2012	11/1/2012	10/31/2017
J & W-Culinary Museum Catering Kitchen	10/31/2012	P8600-396-1017	10/19/2012	11/1/2012	10/31/2017
Little Caesars Pizza	No Previous Permit	P8500-039-0917	10/19/2012	10/19/2012	9/30/2017
Mi Sueno Inc.	10/31/2012	P8500-037-1017	10/19/2012	11/1/2012	10/31/2017
The Providence Journal Company	10/31/2012	P5202-070-1017	10/19/2012	11/1/2012	10/31/2017
Three Sisters, LLC	No Previous Permit	P8500-041-0917	10/19/2012	10/19/2012	9/30/2017
West River Cafe, LLC	10/31/2012	P8501-306-1017	10/19/2012	11/1/2012	10/31/2017
Pasha Lounge	No Previous Permit	P8500-042-0917	10/23/2012	10/23/2012	9/30/2017
Whisk LLC	No Previous Permit	P8500-043-0917	10/23/2012	10/23/2012	9/30/2017
334 South Water Inc.	No Previous Permit	P8502-457-0917	10/26/2012	10/26/2012	9/30/2017
Pennine Funeral Home	10/31/2012	P9600-098-1017	10/26/2012	11/1/2012	10/30/2017
The Blue Cottage Restaurant	No Previous Permit	P8500-044-0917	10/26/2012	10/26/2012	9/30/2017
The Providence School Department	10/31/2012	P8600-402-1017	10/26/2012	11/1/2012	10/31/2017
Domino's Pizza (Chalkstone Avenue)	11/30/2012	P8500-021-1117	11/16/2012	12/1/2012	11/30/2017
Ivy Tavern	No Previous Permit	P8500-045-0917	11/16/2012	11/16/2012	9/30/2017
KJB Industries Inc.	No Previous Permit	P8501-317-0917	11/16/2012	11/16/2012	9/30/2017
Popeye's Chicken	11/30/2012	P8502-445-1117	11/16/2012	12/1/2012	11/30/2017
Providence College - Hickey Hall	11/30/2012	P9500-090-1117	11/16/2012	12/1/2012	11/30/2017
Providence College-Power Plant	11/30/2012	P5304-024-1117	11/16/2012	12/1/2012	11/30/2017
Community College of RI - Providence	11/30/2012	P8600-400-1117	11/20/2012	12/1/2012	11/30/2017
Della Valle Inc.	11/30/2012	P8501-312-1117	11/20/2012	12/1/2012	11/30/2017
Guatepan Bakery	11/30/2012	P8102-144-1117	11/20/2012	12/1/2012	11/30/2017
Mark Precision, Inc.	11/30/2012	P4200-145-1117	11/20/2012	12/1/2012	11/30/2017
R.C. Motors Inc.	11/30/2012	P9702-162-1117	11/20/2012	12/1/2012	11/30/2017
Speedy Auto Service by Monro	11/30/2012	P9702-161-1117	11/20/2012	12/1/2012	11/30/2017
Apex Plating Company, Inc.	11/30/2012	P4100-091-1117	11/23/2012	12/1/2012	11/30/2017
Fondue Providence, LLC	No Previous Permit	P8502-460-0917	11/23/2012	11/23/2012	9/30/2017
R.I. Publications Society	11/30/2012	P8502-450-1117	11/23/2012	12/1/2012	11/30/2017
RCR Group Inc.	11/30/2012	P8502-451-1117	11/23/2012	12/1/2012	11/30/2017
JC Gorham	11/30/2012	P4100-090-1117	11/27/2012	12/1/2012	11/30/2017
RISD - Benson Hall	11/30/2012	P2402-067-1117	11/27/2012	12/1/2012	11/30/2017
CGHE Dental, LLC	11/29/2012	P9400-320-0316	11/30/2012	11/30/2012	3/31/2016
Don Jose Restaurant	11/30/2012	P8501-309-1117	11/30/2012	12/1/2012	11/30/2017
Mac-Gray Services, Inc.	No Previous Permit	P9200-283-1117	12/7/2012	12/7/2012	11/30/2017
Tomasso Bar & Grille Inc	11/30/2012	P8500-051-1117	12/7/2012	12/7/2012	11/30/2017
Wash Me Laundromat	No Previous Permit	P9200-282-1017	12/7/2012	12/7/2012	10/31/2017
DiGregorio Inc.	12/13/2012	P4012-068-1117	12/14/2012	12/14/2012	11/30/2017
Jacob Werba	12/13/2012	P9400-324-0215	12/14/2012	12/14/2012	2/28/2015
Stock Culinary Goods	No Previous Permit	P8500-048-1017	12/14/2012	12/14/2012	10/31/2017
Cisco's Pizza	12/31/2012	P8500-030-1217	12/18/2012	1/1/2013	12/31/2017
Providence College - Raymond Hall	12/31/2012	P8600-394-1217	12/18/2012	1/1/2013	12/31/2017
R. E. Sturdy Company, Inc.	12/31/2012	P1106-349-1217	12/18/2012	1/1/2013	12/31/2017
D. Palmieri Bakery	12/31/2012	P8900-054-1217	12/21/2012	1/1/2013	12/31/2017
Ocean State Metals, Inc.	12/31/2012	P4600-048-1217	12/21/2012	1/1/2013	12/31/2017
Panaderia & Restaurante Centroamericano	12/31/2012	P8500-040-1217	12/21/2012	1/1/2013	12/31/2013
Popeye's Chicken and Biscuits	12/31/2012	P8500-035-1217	12/21/2012	1/1/2013	12/31/2017
Nara, LLC	12/31/2012	P8501-310-1217	12/28/2012	1/1/2013	12/31/2017
V.A. Medical Center	12/31/2012	P9004-087-1217	12/28/2012	1/1/2013	12/31/2017
Women and Infants-Kilguss Lab	12/31/2012	P9502-091-1217	12/28/2012	1/1/2013	12/31/2017

***PERMIT ISSUANCE/REISSUANCE
ACTIVITIES***

BUCKLIN POINT

Bucklin Point
Permit Issuance / Reissuance Activity - 2012

Company Name	Prior Permit	Permit	Issue Date	Effective Date	Expire Date
Amanda's Kitchen	12/31/2011	B8500-517-1216	12/16/2011	1/1/2012	12/31/2016
Saki's Pizzeria and Grille	12/31/2011	B8500-506-1216	12/16/2011	1/1/2012	12/31/2016
The Evans Company, Inc.	12/31/2011	B2102-025-1216	12/16/2011	1/1/2012	12/31/2016
New England Paper Tube Company, Inc.	12/31/2011	B2402-047-1216	12/20/2011	1/1/2012	12/31/2016
The INSCO Group	12/31/2011	B9902-049-1216	12/20/2011	1/1/2012	12/31/2016
MVP Sports Pub & Restaurant	No Previous Permit	B8502-203-1116	1/6/2012	1/6/2012	11/30/2016
Tavernias Grille	No Previous Permit	B8500-524-1116	1/6/2012	1/6/2012	9/26/2012
Club Sport Uniao Madeirence	No Previous Permit	B8502-204-1216	1/13/2012	1/13/2012	12/31/2016
Freeway Laundry IV	No Previous Permit	B9200-120-1116	1/13/2012	1/13/2012	11/30/2016
Bullard Abrasives Inc	1/31/2012	B4200-090-0117	1/17/2012	2/1/2012	1/31/2017
Cumberland Seafood	1/31/2012	B8102-059-0117	1/17/2012	2/1/2012	1/25/2013
Dunkin Donuts - Cumberland	1/31/2012	B8500-516-0117	1/17/2012	2/1/2012	1/31/2017
Interplex Engineered Products, Inc.	1/31/2012	B1112-080-0117	1/20/2012	2/1/2012	1/31/2017
East Providence Fire Station #3	1/31/2012	B9702-059-0117	1/24/2012	2/1/2012	1/31/2017
Poppy's Family Restaurant	1/31/2012	B8500-526-0117	1/24/2012	2/1/2012	1/31/2017
Impco, Inc.	1/31/2012	B2706-070-0117	1/27/2012	2/1/2012	1/31/2017
Generations	No Previous Permit	B8600-100-1216	2/3/2012	2/3/2012	12/31/2016
German American Cultural Society	No Previous Permit	B8502-208-1216	2/3/2012	2/3/2012	12/31/2016
B. Pinelli's Simply Italian	No Previous Permit	B8502-209-1117	2/10/2012	2/10/2012	1/31/2017
Blue Line Septic, LLC	No Previous Permit	B8000-125-0117	2/10/2012	2/10/2012	1/31/2017
Motown Pizza, LLC	No Previous Permit	B8500-527-0117	2/10/2012	2/10/2012	1/31/2017
Garrity Pub & Restaurant	2/29/2012	B8502-210-0217	2/17/2012	3/1/2012	2/28/2017
Jin Hua Chinese Restaurant, Inc.	2/29/2012	B8502-198-0217	2/17/2012	3/1/2012	2/28/2017
Darlington Assisted Living Center	2/29/2012	B8600-103-0217	2/21/2012	3/1/2012	2/28/2017
Marotta Food Corporation	No Previous Permit	B8202-054-0117	2/21/2012	2/21/2012	1/31/2017
Medcure	No Previous Permit	B9500-019-0117	2/21/2012	2/21/2012	1/31/2017
The Family Dentist, Inc.	2/21/2012	B9402-118-0115	2/21/2012	2/21/2012	1/31/2015
Ocean State Five II, LLC	No Previous Permit	B8502-211-0117	2/28/2012	2/28/2012	1/31/2017
Hark's Hadwin Street Cafe	No Previous Permit	B8500-531-0217	3/2/2012	3/2/2012	2/28/2017
Asia Restaurants, Inc.	3/31/2012	B8502-205-0317	3/16/2012	4/1/2012	3/31/2017
Dental Associates of Cumberland, Inc.	3/31/2012	B9400-120-0317	3/16/2012	4/1/2012	3/31/2017
Galito Restaurant	3/31/2012	B8502-206-0317	3/16/2012	4/1/2012	3/31/2017
Pawtucket Lion Pizza, Inc.	3/31/2012	B8500-521-0317	3/16/2012	4/1/2012	3/31/2017
Scituate Cesspool, Inc.	3/31/2012	B8000-124-0317	3/16/2012	4/1/2012	3/31/2017
Garfield Social Club	3/31/2012	B8502-207-0317	3/20/2012	4/1/2012	3/31/2017
Key Container Corporation	3/31/2012	B2402-046-0317	3/20/2012	4/1/2012	3/31/2017
Thyssenkrupp Materials	3/31/2012	B4600-022-0317	3/20/2012	4/1/2012	3/31/2017
Denison Pharmaceuticals, Inc. (Lincoln)	No Previous Permit	B1404-015-0317	3/23/2012	4/1/2012	3/31/2017
PMG Inc.	3/31/2012	B8502-199-0317	3/23/2012	4/1/2012	3/31/2017
Printmakers, Inc.	3/31/2012	P9302-021-0317	3/23/2012	4/1/2012	3/31/2017
John Rocchio Corporation	No Previous Permit	B4012-023-0217	3/27/2012	3/27/2012	2/28/2017
Ming Garden, Inc.	No Previous Permit	B8500-532-0217	3/27/2012	3/27/2012	2/28/2017
Orion Retail	3/26/2012	B2602-010-0117	3/27/2012	3/27/2012	1/31/2017
A.E.E. Inc.	No Previous Permit	B8500-536-0217	4/6/2012	4/6/2012	2/28/2017
Hung Fu, Inc.	No Previous Permit	B8501-123-0317	4/10/2012	4/10/2012	3/31/2017
Duffins Pub	4/17/2012	B8500-537-0317	4/17/2012	4/17/2012	3/31/2017
The French Tarte LLC	No Previous Permit	B8102-060-0317	4/17/2012	4/17/2012	3/31/2017
Torre Corp.	4/30/2012	B8502-202-0417	4/17/2012	5/1/2012	4/30/2017
Leedon Webbing Co., Inc.	No Previous Permit	B4400-017-0317	4/20/2012	4/20/2012	3/31/2017
McLaughlin Cumberland Hill Elementary Sc	No Previous Permit	B8600-105-0217	4/20/2012	4/20/2012	2/28/2017
Rhode Island Septic Services	4/30/2012	B8000-128-0417	4/20/2012	5/1/2012	4/30/2017
Pawtucket Power Associates	4/30/2012	B1604-006-0417	4/27/2012	5/1/2012	4/30/2017
Tedor Pharma Inc.	4/30/2012	B1404-014-0417	4/27/2012	5/1/2012	4/30/2017
Scetta Corporation	No Previous Permit	B8500-538-0317	5/1/2012	5/1/2012	3/31/2017
JG Inc.	No Previous Permit	B8500-539-0317	5/4/2012	5/4/2012	3/30/2017
Texcel Industries, Inc.	No Previous Permit	B2302-078-0417	5/15/2012	5/15/2012	4/30/2017
Colonial Motor Sales, Inc.	5/31/2012	B9702-060-0517	5/18/2012	6/1/2012	5/31/2017
Compassionate Care Veterinary Clinic Inc	No Previous Permit	B9900-050-0417	5/18/2012	5/18/2012	4/30/2017

Bucklin Point
Permit Issuance / Reissuance Activity - 2012

Company Name	Prior Permit	Permit	Issue Date	Effective Date	Expire Date
Keefe Funeral Home, Inc.	5/31/2012	B9600-045-0517	5/18/2012	6/1/2012	5/31/2017
Lucky Chen Corp 2	No Previous Permit	B8500-544-0417	5/18/2012	5/18/2012	4/30/2017
Rumford Dental	No Previous Permit	B9400-121-0417	5/18/2012	5/18/2012	4/30/2017
Tolo's Seafood and Chicken	5/31/2012	B8500-533-0517	5/18/2012	6/1/2012	5/31/2017
Davco Management Inc.	No Previous Permit	B8500-540-0317	5/22/2012	5/22/2012	6/5/2012
Dunkin Donuts - Central Avenue	5/31/2012	B8500-525-0517	5/25/2012	6/1/2012	5/31/2017
Honey Dew Donuts	No Previous Permit	B8502-215-0417	5/25/2012	5/25/2012	4/30/2017
Lucky Chen	No Previous Permit	B8502-213-0417	5/25/2012	5/25/2012	4/30/2017
Katrina's Country Kitchen	No Previous Permit	B8501-127-0417	6/8/2012	6/8/2012	4/30/2017
Chemart Company	6/30/2012	B1112-081-0617	6/15/2012	7/1/2012	10/26/2012
New Hong Kong	6/30/2012	B8500-528-0617	6/15/2012	7/1/2012	6/30/2017
David London and Company	6/30/2012	B3502-008-0617	6/19/2012	7/1/2012	6/30/2017
Raheb Restaurant, Inc.	6/30/2012	B8501-122-0617	6/19/2012	7/1/2012	6/30/2017
Cooley, Incorporated	6/30/2012	B5302-031-0617	6/22/2012	7/1/2012	6/30/2017
DIP, Inc.	6/30/2012	B8502-214-0617	6/22/2012	7/1/2012	6/30/2017
Galway Bay	6/30/2012	B8500-535-0617	6/22/2012	7/1/2012	6/30/2017
International Accessories	6/30/2012	B2402-048-0617	6/22/2012	7/1/2012	6/30/2017
Microfibres, Inc.	6/30/2012	B2312-076-0617	6/22/2012	7/1/2012	6/30/2017
Denison Pharmaceuticals Inc.	7/31/2012	B1404-016-0717	7/17/2012	8/1/2012	10/11/2012
M & M NY System	7/31/2012	B8500-530-0717	7/17/2012	8/1/2012	7/31/2017
Panaderia El Antojo, Inc.	7/31/2012	B8500-529-0717	7/17/2012	8/1/2012	7/31/2017
Providence Metallizing Company, Inc.	7/31/2012	B1112-082-0717	7/17/2012	8/1/2012	7/31/2017
The Newport Deck	7/31/2012	B8501-121-0717	7/17/2012	8/1/2012	7/31/2017
Hope Global	7/31/2012	B2302-079-0717	7/24/2012	8/1/2012	7/31/2017
Liquid Blue	7/31/2012	B2304-077-0717	7/24/2012	8/1/2012	7/31/2017
Tommy's Lounge	7/31/2012	B8500-542-0717	7/24/2012	8/1/2012	7/31/2017
Piezoni's	No Previous Permit	B8500-546-0617	7/27/2012	7/27/2012	6/30/2017
Tony's Pizza	No Previous Permit	B8500-545-0617	7/27/2012	7/27/2012	6/30/2017
Clockworks Deli	8/31/2012	B8500-541-0817	8/17/2012	9/1/2012	11/15/2012
Cumberland High School	8/31/2012	B8600-104-0817	8/17/2012	9/1/2012	8/31/2017
Michael Perri & Sons, Inc.	8/31/2012	B8000-126-0817	8/17/2012	9/1/2012	8/31/2017
Spring House Chinese	8/31/2012	B8502-212-0817	8/17/2012	9/1/2012	8/31/2017
Sunoco, Inc. (R&M)	8/31/2012	B8500-534-0817	8/17/2012	9/1/2012	8/31/2017
Verizon - BV	8/31/2012	B2700-071-0817	8/17/2012	9/1/2012	8/31/2017
Amica Mutual Insurance Co. - 25	8/31/2012	B3702-012-0817	8/21/2012	9/1/2012	8/31/2017
East Providence Cinemas	No Previous Permit	B8500-548-0717	8/21/2012	8/21/2012	7/31/2017
Hot Spot LLC	8/31/2012	B8501-128-0817	8/21/2012	9/1/2012	8/31/2017
Ray Plante & Sons, Inc.	8/31/2012	B8000-127-0817	8/21/2012	9/1/2012	8/31/2017
Kiwi Burst Yogurt Shop	No Previous Permit	B8500-550-0717	8/24/2012	8/24/2012	7/31/2017
Teknor Apex - Mendon	8/31/2012	B3704-011-0817	8/24/2012	9/1/2012	8/31/2017
J.H. Lynch & Sons, Inc.	No Previous Permit	B4012-024-0817	8/31/2012	9/1/2012	8/31/2017
Murphy's Law	No Previous Permit	B8502-220-0617	8/31/2012	8/31/2012	6/30/2017
Tanya Creations, Inc.	No Previous Permit	B4200-094-0717	8/31/2012	8/31/2012	7/31/2017
Underground Hero's Inc.	No Previous Permit	B8500-552-0717	9/14/2012	9/14/2012	7/31/2017
Mei King Restaurant	9/30/2012	B8501-124-0917	9/18/2012	10/1/2012	9/30/2017
D. Miller's Auto Body	No Previous Permit	B9702-061-0817	9/21/2012	9/21/2012	8/31/2017
Georgia's Restaurant Ltd.	9/30/2012	B8501-125-0917	9/21/2012	10/1/2012	9/30/2017
SP Donuts, Inc.	9/30/2012	B8500-543-0917	9/21/2012	10/1/2012	9/30/2017
Super Dragon	9/30/2012	B8501-126-0917	9/21/2012	10/1/2012	9/30/2017
Allstate Restaurant Equipment	9/30/2012	B9902-051-0917	9/25/2012	10/1/2012	9/30/2017
Costigan - O'Neill Funeral Home	9/30/2012	B9600-046-0917	9/25/2012	10/1/2012	9/30/2017
Bernardo Manufacturing	9/30/2012	B2102-026-0917	9/28/2012	10/1/2012	9/30/2017
Bliss Manufacturing	9/30/2012	B1106-068-0917	9/28/2012	10/1/2012	9/30/2017
Packaging Graphics, LLC	10/5/2012	B2402-050-1115	10/5/2012	10/5/2012	11/30/2015
Cuisine Del Mar	10/31/2012	B8500-547-1017	10/19/2012	11/1/2012	10/31/2017
Modern Diner	10/31/2012	B8501-130-1017	10/19/2012	11/1/2012	10/31/2017
Agawam Hunt	10/31/2007	B8502-221-1017	10/26/2012	11/1/2012	10/31/2012
Broadway Car Wash	No Previous Permit	B9702-062-0817	10/26/2012	11/1/2012	10/31/2017

Bucklin Point
Permit Issuance / Reissuance Activity - 2012

Company Name	Prior Permit	Permit	Issue Date	Effective Date	Expire Date
1537 Corporation	11/30/2012	B8502-219-1117	11/16/2012	12/1/2012	11/30/2017
Cumberland House of Pizza	11/30/2012	B8502-216-1117	11/16/2012	12/1/2012	11/30/2017
Mulhearn's Pub	11/30/2012	B8501-129-1117	11/16/2012	12/1/2012	11/30/2017
Anjos Enterprises, Inc.	11/30/2012	B9200-122-1117	11/20/2012	12/1/2012	11/30/2017
Mr. USA Cleaners	11/30/2012	B9200-121-1117	11/20/2012	12/1/2012	11/30/2017
Canton Wok	No Previous Permit	B8500-557-0917	11/23/2012	11/23/2012	9/30/2017
Central Falls Detention Facility Corp.	11/30/2012	B8600-109-1117	11/23/2012	12/1/2012	11/30/2017
Diffley & Daughters Septic	11/30/2012	B8000-129-1117	11/23/2012	12/1/2012	11/30/2017
Hasbro, Inc. - Executive Offices	11/30/2012	B8600-110-1117	11/23/2012	12/1/2012	11/30/2017
Holiday Retirement Home, Inc.	11/30/2012	B8602-106-1117	11/23/2012	12/1/2012	11/30/2017
Angelo's Pizza, Inc.	11/30/2012	B8500-551-1117	11/27/2012	12/1/2012	11/30/2017
Homestead Baking Company	11/30/2007	B8102-061-1117	11/27/2012	12/1/2012	11/30/2012
Village Pizza Inc.	11/30/2012	B8500-559-1117	11/27/2012	12/1/2012	11/30/2017
Broadway Pizza	11/30/2012	B8500-558-1117	11/30/2012	12/1/2012	11/30/2017
East Side Checker Club	11/30/2012	B8502-222-1117	11/30/2012	12/1/2012	11/30/2017
High Jinx Brewing Co., LLC	No Previous Permit	B8902-009-0917	11/30/2012	11/30/2012	9/30/2017
The Mansion, Inc.	11/30/2012	B8600-108-1117	11/30/2012	12/1/2012	11/30/2017
Zaccagnini's Pastry Shoppe	11/30/2012	B8102-062-1117	12/1/2012	12/1/2012	11/30/2017
Garrison Confections	No Previous Permit	B8100-063-1017	12/7/2012	12/7/2012	10/31/2017
Precision Dermatology	12/10/2012	B1404-017-0116	12/11/2012	12/11/2012	1/31/2016
Blackstone Donuts	12/31/2012	B8502-217-1217	12/18/2012	1/1/2013	12/31/2017
Gripnail Corporation	12/31/2012	B4200-093-1217	12/18/2012	1/1/2013	12/31/2017
P & G Bowling, Inc.	12/31/2012	B8500-549-1217	12/18/2012	1/1/2013	12/31/2017
Amica Mutual Insurance Co.-100	12/31/2012	B8602-111-1217	12/21/2012	1/1/2013	12/31/2017
Celtic Pub, Inc.	12/31/2012	B8501-131-1217	12/21/2012	1/1/2013	12/31/2017
El Paisa Restaurant, Inc.	12/31/2012	B8502-218-1217	12/21/2012	1/1/2013	12/31/2017
Frank Lizotte's Glass Co., Inc.	12/31/2012	B4200-095-1217	12/21/2012	1/1/2013	12/31/2017
La Casona Restaurant	No Previous Permit	B8500-556-0917	12/21/2012	12/21/2012	9/30/2017
Coin-OP	12/31/2012	B9200-123-1217	12/28/2012	1/1/2013	12/31/2017
Filibuster Club	12/31/2012	B8502-223-1217	12/28/2012	1/1/2013	12/31/2017
George's Neighborhood Grill	12/31/2012	B8501-132-1217	12/28/2012	1/1/2013	12/31/2017

ATTACHMENT VOLUME II

SECTION 3

USER INSPECTION HISTORY

USER INSPECTION HISTORY

FIELD'S POINT

**Field's Point
Inspection History - 2012**

Company	Category	Engineer Assigned	Significant	Inspected By	Date	Inspection Type
1484 Company LLC	85	Eric J. Feroldi	No	Eric J. Feroldi	3/21/2012	Follow Up
166 Valley Street Complexes	78	Nathan Dean	No	Eric J. Feroldi	4/24/2012	Industrial Area
166 Valley Street Complexes	78	Nathan Dean	No	Ian E. Jardin	4/24/2012	Industrial Area
1871 Mineral Spring Corporation	85	Eric J. Feroldi	No	Eric J. Feroldi	3/21/2012	Follow Up
244 Wickenden, Inc.	85	Travis Costa	No	Abigail Bernier	1/11/2012	Meeting
285-375 Valley Street / Crawford Seed	78	Nathan Dean	No	Ian E. Jardin	2/2/2012	Industrial Area
285-375 Valley Street / Crawford Seed	78	Nathan Dean	No	Kyle C. Gannon	2/2/2012	Industrial Area
295 LLC	85	Kyle C. Gannon	No	Kyle C. Gannon	11/20/2012	Initial Inspection
334 South Water Inc.	85	Brian E. Steere	No	Brian E. Steere	9/25/2012	Initial Inspection
383 Corporation - First Floor	85	Darren Dolbashian	No	Darren Dolbashian	1/18/2012	Follow Up
383 Corporation - Second Floor	85	Darren Dolbashian	No	Darren Dolbashian	1/18/2012	Follow Up
383 Corporation - Third Floor	85	Darren Dolbashian	No	Darren Dolbashian	1/18/2012	Follow Up
39 Manton Avenue	78	Nathan Dean	No	Kyle C. Gannon	3/13/2012	Industrial Area
39 Manton Avenue	78	Nathan Dean	No	Nathan P. Daggett	3/13/2012	Industrial Area
5 Star Restaurant	74	Brian E. Steere	No	Brian E. Steere	11/30/2012	Follow Up
5 Star Restaurant	74	Brian E. Steere	No	Brian E. Steere	5/3/2012	Follow Up
7-Eleven (Charles Street)	85	Nathan Arruda	No	Nathan Arruda	8/16/2012	Follow Up
7-Eleven (Charles Street)	85	Nathan Arruda	No	Nathan Arruda	5/25/2012	Follow Up
7-Eleven (Charles Street)	85	Nathan Arruda	No	Nathan Arruda	2/14/2012	Initial Inspection
7-Eleven (Johnston)	85	Kyle C. Gannon	No	Kyle C. Gannon	8/28/2012	Follow Up
96-108 Pine Street, LLC	71	Kerry M. Britt	No	Kerry M. Britt	3/13/2012	Follow Up
A & F Plating Company	11	Nathan P. Daggett	Yes	Nathan P. Daggett	12/18/2012	Annual
A & F Plating Company	11	Nathan P. Daggett	Yes	Nathan P. Daggett	9/24/2012	Follow Up
A & F Plating Company	11	Nathan P. Daggett	Yes	Nathan P. Daggett	8/15/2012	Follow Up
A & F Plating Company	11	Nathan P. Daggett	Yes	Nathan P. Daggett	6/14/2012	Follow Up
A & F Plating Company	11	Nathan P. Daggett	Yes	Nathan P. Daggett	1/4/2012	Annual
A & F Plating Company	11	Nathan P. Daggett	Yes	SYSTEM	8/27/2012	Sample
A & F Plating Company	11	Nathan P. Daggett	Yes	SYSTEM	2/7/2012	Sample
A & H Manufacturing Company	24	Kyle C. Gannon	No	Kyle C. Gannon	12/19/2012	Follow Up
A & H Manufacturing Company	24	Kyle C. Gannon	No	Kyle C. Gannon	6/5/2012	Follow Up
A & N Jewelry Co., Inc.	42	Nathan P. Daggett	No	Nathan P. Daggett	12/10/2012	Follow Up
A & N Jewelry Co., Inc.	42	Nathan P. Daggett	No	Nathan P. Daggett	6/6/2012	Follow Up
A Perfect Print	24	Nathan P. Daggett	No	Nathan P. Daggett	11/26/2012	Follow Up
A Perfect Print	24	Nathan P. Daggett	No	Nathan P. Daggett	6/6/2012	Follow Up
A Plus Collision	60	Darren Dolbashian	No	Darren Dolbashian	10/23/2012	Follow Up
A Plus Collision	60	Darren Dolbashian	No	Darren Dolbashian	8/31/2012	Follow Up
A Stone Greenlawn, LLC	42	Ian E. Jardin	No	Ian E. Jardin	12/6/2012	Follow Up
A Stone Greenlawn, LLC	42	Ian E. Jardin	No	Ian E. Jardin	6/4/2012	Follow Up
A. Harrison & Company, Inc.	22	Kyle C. Gannon	Yes	Kyle C. Gannon	12/6/2012	Follow Up
A. Harrison & Company, Inc.	22	Kyle C. Gannon	Yes	Kyle C. Gannon	10/17/2012	Annual
A. Harrison & Company, Inc.	22	Kyle C. Gannon	Yes	Kyle C. Gannon	6/12/2012	Follow Up
A. Harrison & Company, Inc.	22	Kyle C. Gannon	Yes	Kyle C. Gannon	3/15/2012	Follow Up
A. Harrison & Company, Inc.	22	Kyle C. Gannon	Yes	SYSTEM	8/8/2012	Sample
A. Harrison & Company, Inc.	22	Kyle C. Gannon	Yes	SYSTEM	1/26/2012	Sample
AAA - Warehouse & Fleet Operations	37	Nathan P. Daggett	No	Nathan P. Daggett	11/15/2012	Follow Up
AAA - Warehouse & Fleet Operations	37	Nathan P. Daggett	No	Nathan P. Daggett	5/17/2012	Follow Up
AAMCO Transmission	71	Travis Costa	No	Travis Costa	4/9/2012	Follow Up
AAMCO Transmission	71	Travis Costa	No	Travis Costa	3/21/2012	Follow Up
AAMCO Transmissions	71	Travis Costa	No	Travis Costa	8/8/2012	Initial Inspection
Abar Color Labs of New England	60	Nathan Arruda	No	Nathan Arruda	6/19/2012	Follow Up
Academy Supermarket	71	Ian E. Jardin	No	Ian E. Jardin	12/18/2012	Follow Up
Academy Supermarket	71	Ian E. Jardin	No	Ian E. Jardin	9/25/2012	Follow Up
ACME Tackle Company	21	Abigail Bernier	No	Abigail Bernier	6/18/2012	Follow Up
ACME Tackle Company	21	Abigail Bernier	No	Abigail Bernier	3/30/2012	Follow Up
ACME Tackle Company	21	Abigail Bernier	No	Kerry M. Britt	12/11/2012	Follow Up
Ada's Creations, Inc.	85	Brian E. Steere	No	Brian E. Steere	9/18/2012	Follow Up
Admiral Donuts, Inc.	85	Darren Dolbashian	No	Darren Dolbashian	7/23/2012	Follow Up
Admiral Packaging	42	Eric J. Feroldi	No	Eric J. Feroldi	6/12/2012	Follow Up
Admiral Packaging	42	Eric J. Feroldi	No	Travis Costa	12/4/2012	Follow Up
Admiral Suds Laundry	92	Darren Dolbashian	No	Darren Dolbashian	4/11/2012	Follow Up
Advanced Catering	85	Darren Dolbashian	No	Darren Dolbashian	5/17/2012	Follow Up
AG&G Incorporated	11	Ian E. Jardin	Yes	Ian E. Jardin	12/13/2012	Follow Up
AG&G Incorporated	11	Ian E. Jardin	Yes	Ian E. Jardin	9/13/2012	Follow Up
AG&G Incorporated	11	Ian E. Jardin	Yes	Ian E. Jardin	6/21/2012	Follow Up

**Field's Point
Inspection History - 2012**

Company	Category	Engineer Assigned	Significant	Inspected By	Date	Inspection Type
AG&G Incorporated	11	Ian E. Jardin	Yes	Ian E. Jardin	5/9/2012	Annual
AG&G Incorporated	11	Ian E. Jardin	Yes	SYSTEM	7/30/2012	Sample
AG&G Incorporated	11	Ian E. Jardin	Yes	SYSTEM	2/29/2012	Sample
Aipso	86	Nathan Arruda	No	Nathan Arruda	9/25/2012	Follow Up
Air & Energy Engineering, Inc.	71	Nathan P. Daggett	No	Nathan P. Daggett	6/6/2012	Follow Up
Al & Pete	85	Brian E. Steere	No	Brian E. Steere	6/14/2012	Follow Up
Al Forno	85	Eric J. Feroldi	No	Eric J. Feroldi	1/19/2012	Follow Up
Alan Shawn Feinstein College	95	Nathan P. Daggett	No	Nathan P. Daggett	9/25/2012	Follow Up
Al-Jac Produce	81	Kyle C. Gannon	No	Kyle C. Gannon	9/26/2012	Follow Up
Al-Jac Produce	81	Kyle C. Gannon	No	SYSTEM	10/25/2012	Sample
Al-Jac Produce	81	Kyle C. Gannon	No	SYSTEM	4/23/2012	Sample
Al-Jac Produce	81	Kyle C. Gannon	No	SYSTEM	3/12/2012	Sample
Alpine Auto Body, Inc.	97	Travis Costa	No	Travis Costa	10/11/2012	Follow Up
Aluminum & Copper Recycling, Inc.	42	Nathan P. Daggett	No	Eric J. Feroldi	6/6/2012	Follow Up
Aluminum & Copper Recycling, Inc.	42	Nathan P. Daggett	No	Nathan P. Daggett	12/5/2012	Follow Up
Alviti Link-All, Inc.	42	Travis Costa	No	Travis Costa	11/29/2012	Follow Up
Alviti Link-All, Inc.	42	Travis Costa	No	Travis Costa	9/5/2012	Follow Up
Alviti Link-All, Inc.	42	Travis Costa	No	Travis Costa	5/31/2012	Follow Up
Alviti Link-All, Inc.	42	Travis Costa	No	Travis Costa	4/3/2012	Follow Up
Amenities	71	Kyle C. Gannon	No	Kyle C. Gannon	4/25/2012	Follow Up
Amerada Hess Corp.	60	Darren Dolbashian	No	Darren Dolbashian	11/5/2012	Initial Inspection
Andrade Cranston Donuts	85	Darren Dolbashian	No	Darren Dolbashian	2/3/2012	Follow Up
Andrea's Restaurant	85	Nathan Arruda	No	Nathan Arruda	4/4/2012	Follow Up
Andrea's Restaurant	85	Nathan Arruda	No	Nathan Arruda	10/22/2012	Follow Up
Andrea's Restaurant	85	Nathan Arruda	No	Nathan Arruda	5/10/2012	Follow Up
Annex Plating	41	Kyle C. Gannon	No	Kerry M. Britt	5/5/2012	Meeting
Annex Plating	41	Kyle C. Gannon	No	Kerry M. Britt	2/3/2012	Meeting
Annex Plating	41	Kyle C. Gannon	No	Kyle C. Gannon	12/4/2012	Follow Up
Annex Plating	41	Kyle C. Gannon	No	Kyle C. Gannon	6/11/2012	Initial Inspection
Antonelli Poultry	81	Kyle C. Gannon	No	Kyle C. Gannon	7/3/2012	Follow Up
Antonio's Pizza - Thayer Street LLC	85	Brian E. Steere	No	Brian E. Steere	11/19/2012	Follow Up
Apac Tool, Inc.	46	Kyle C. Gannon	No	Kyle C. Gannon	12/6/2012	Follow Up
Apac Tool, Inc.	46	Kyle C. Gannon	No	Kyle C. Gannon	6/12/2012	Follow Up
Apex Plating Company, Inc.	41	Ian E. Jardin	No	Ian E. Jardin	12/3/2012	Follow Up
Apex Plating Company, Inc.	41	Ian E. Jardin	No	Ian E. Jardin	6/20/2012	Follow Up
Apsara Asian Restaurant	85	Darren Dolbashian	No	Darren Dolbashian	11/7/2012	Follow Up
Apsara Asian Restaurant	85	Darren Dolbashian	No	Darren Dolbashian	9/25/2012	Follow Up
Apsara Asian Restaurant	85	Darren Dolbashian	No	Darren Dolbashian	7/23/2012	Follow Up
Apsara Palace	85	Brian E. Steere	No	Brian E. Steere	8/27/2012	Follow Up
Arbor Hill Assisted Living	86	Kyle C. Gannon	No	Kyle C. Gannon	10/4/2012	Follow Up
Archangel Michael Inc.	85	Nathan Arruda	No	Nathan Arruda	7/12/2012	Initial Inspection
Arden Jewelry Mfg, Co.	42	Ian E. Jardin	No	Ian E. Jardin	11/29/2012	Follow Up
Arden Jewelry Mfg, Co.	42	Ian E. Jardin	No	Ian E. Jardin	6/4/2012	Follow Up
Armbrust International, Ltd.	11	Ian E. Jardin	Yes	Ian E. Jardin	12/11/2012	Follow Up
Armbrust International, Ltd.	11	Ian E. Jardin	Yes	Ian E. Jardin	9/12/2012	Annual
Armbrust International, Ltd.	11	Ian E. Jardin	Yes	Ian E. Jardin	6/21/2012	Follow Up
Armbrust International, Ltd.	11	Ian E. Jardin	Yes	Ian E. Jardin	3/29/2012	Follow Up
Armbrust International, Ltd.	11	Ian E. Jardin	Yes	SYSTEM	7/16/2012	Sample
Armbrust International, Ltd.	11	Ian E. Jardin	Yes	SYSTEM	1/24/2012	Sample
Aro-Sac, Inc.	42	Kyle C. Gannon	No	Kyle C. Gannon	12/4/2012	Follow Up
Aro-Sac, Inc.	42	Kyle C. Gannon	No	Kyle C. Gannon	6/11/2012	Follow Up
Aruba Steve's	85	Kyle C. Gannon	No	Kyle C. Gannon	11/19/2012	Follow Up
AS220	99	Brian E. Steere	No	Brian E. Steere	12/10/2012	Follow Up
AS220 - Print Shop	24	Brian E. Steere	No	Brian E. Steere	12/10/2012	Follow Up
AS220 - Print Shop	24	Brian E. Steere	No	Brian E. Steere	7/9/2012	Follow Up
Asian Palace, LLC	85	Eric J. Feroldi	No	Eric J. Feroldi	5/23/2012	Follow Up
Aspen Dental	94	Travis Costa	No	Travis Costa	9/26/2012	Follow Up
Atamian Manufacturing Corp.	21	Darren Dolbashian	No	Darren Dolbashian	12/4/2012	Follow Up
Atamian Manufacturing Corp.	21	Darren Dolbashian	No	Darren Dolbashian	6/4/2012	Follow Up
Atlantic Gladstone	53	Kyle C. Gannon	No	Kyle C. Gannon	12/13/2012	Follow Up
Atlantic Gladstone	53	Kyle C. Gannon	No	Kyle C. Gannon	6/21/2012	Follow Up
Atwood Car Wash	97	Darren Dolbashian	No	Darren Dolbashian	11/26/2012	Follow Up
Atwood Laundromat	92	Kyle C. Gannon	No	Kyle C. Gannon	11/28/2012	Follow Up
Au Bon Pain Company, Inc.	85	Darren Dolbashian	No	Darren Dolbashian	10/22/2012	Follow Up

**Field's Point
Inspection History - 2012**

Company	Category	Engineer Assigned	Significant	Inspected By	Date	Inspection Type
Auntie Anne's	71	Kyle C. Gannon	No	Kyle C. Gannon	1/24/2012	Initial Inspection
Aurora Civic Association	85	Brian E. Steere	No	Brian E. Steere	5/3/2012	Follow Up
Austin Metal Finishing Inc.	11	Travis Costa	Yes	SYSTEM	9/24/2012	Sample
Austin Metal Finishing Inc.	11	Travis Costa	Yes	SYSTEM	4/23/2012	Sample
Austin Metal Finishing Inc.	11	Travis Costa	Yes	Travis Costa	12/3/2012	Follow Up
Austin Metal Finishing Inc.	11	Travis Costa	Yes	Travis Costa	11/9/2012	Follow Up
Austin Metal Finishing Inc.	11	Travis Costa	Yes	Travis Costa	9/20/2012	Follow Up
Austin Metal Finishing Inc.	11	Travis Costa	Yes	Travis Costa	7/19/2012	Annual
Austin Metal Finishing Inc.	11	Travis Costa	Yes	Travis Costa	6/4/2012	Follow Up
Avalon Bay - Center Place	89	Travis Costa	No	Travis Costa	7/18/2012	Follow Up
Avenue Grille	85	Brian E. Steere	No	Brian E. Steere	5/11/2012	Follow Up
Aznet LLC	92	Travis Costa	No	Travis Costa	7/10/2012	Follow Up
Aznet LLC	92	Travis Costa	No	Travis Costa	4/9/2012	Follow Up
B. Deltoro & Sons, Inc.	81	Kyle C. Gannon	No	Kyle C. Gannon	11/20/2012	Follow Up
B. Deltoro & Sons, Inc.	81	Kyle C. Gannon	No	SYSTEM	10/22/2012	Sample
B. Deltoro & Sons, Inc.	81	Kyle C. Gannon	No	SYSTEM	8/20/2012	Sample
B. Deltoro & Sons, Inc.	81	Kyle C. Gannon	No	SYSTEM	3/21/2012	Sample
Bacaro Restaurant	85	Kyle C. Gannon	No	Kyle C. Gannon	2/9/2012	Initial Inspection
Baduya Dental	71	Nathan Arruda	No	Nathan Arruda	6/4/2012	Follow Up
Baffoni's Poultry Farm	81	Brian E. Steere	No	Brian E. Steere	8/2/2012	Follow Up
Baffoni's Poultry Farm	81	Brian E. Steere	No	Brian E. Steere	1/19/2012	Follow Up
Bagel Express	81	Darren Dolbashian	No	Darren Dolbashian	4/17/2012	Follow Up
Baja's	85	Brian E. Steere	No	Brian E. Steere	11/19/2012	Follow Up
Bank of America - Dupont Drive	86	Kyle C. Gannon	No	Kyle C. Gannon	4/19/2012	Follow Up
Bannister House Inc.	86	Eric J. Feroldi	No	Eric J. Feroldi	2/3/2012	Follow Up
Barletta Heavy Division, Inc.	40	Nathan Dean	Yes	Kerry M. Britt	6/8/2012	Meeting
Barletta Heavy Division, Inc.	40	Nathan Dean	Yes	Kerry M. Britt	5/17/2012	Meeting
Barletta Heavy Division, Inc.	40	Nathan Dean	Yes	Nathan Dean	12/26/2012	Annual
Barletta Heavy Division, Inc.	40	Nathan Dean	Yes	Nathan Dean	10/25/2012	Sample
Barletta Heavy Division, Inc.	40	Nathan Dean	Yes	Nathan Dean	10/3/2012	Sample
Barletta Heavy Division, Inc.	40	Nathan Dean	Yes	Nathan Dean	9/20/2012	Initial Inspection
Basha Restaurant & Bar, Inc.	85	Nathan Arruda	No	Nathan Arruda	5/8/2012	Follow Up
BBRG TR Operating, LLC	85	Nathan Arruda	No	Nathan Arruda	8/28/2012	Follow Up
Bell Funeral Home, Inc.	96	Eric J. Feroldi	No	Eric J. Feroldi	6/28/2012	Follow Up
Bella Jewelry	42	Ian E. Jardin	No	Ian E. Jardin	12/6/2012	Follow Up
Bella Jewelry	42	Ian E. Jardin	No	Ian E. Jardin	7/31/2012	Follow Up
Bella Jewelry	42	Ian E. Jardin	No	Ian E. Jardin	6/13/2012	Follow Up
Bella Jewelry	42	Ian E. Jardin	No	Ian E. Jardin	3/6/2012	Follow Up
Bella Jewelry	42	Ian E. Jardin	No	Ian E. Jardin	1/27/2012	Follow Up
Ben & Jerry's	85	Kyle C. Gannon	No	Kyle C. Gannon	1/24/2012	Follow Up
Berkshire Place Ltd.	86	Brian E. Steere	No	Brian E. Steere	9/6/2012	Follow Up
Best Eastern Chinese Restaurant	85	Darren Dolbashian	No	Darren Dolbashian	5/15/2012	Follow Up
Best Eastern Chinese Restaurant	85	Darren Dolbashian	No	Darren Dolbashian	3/14/2012	Follow Up
Best Taste Chinese Restaurant	85	Darren Dolbashian	No	Darren Dolbashian	7/11/2012	Follow Up
Bethany Home of Rhode Island	86	Nathan Arruda	No	Nathan Arruda	9/27/2012	Follow Up
Better Burger Company	85	Nathan Arruda	No	Nathan Arruda	4/4/2012	Follow Up
Big Ricks Subs and Wieners	74	Nathan Arruda	No	Nathan Arruda	9/25/2012	Initial Inspection
Bj's Wholesale Club	82	Nathan Arruda	No	Nathan Arruda	11/29/2012	Follow Up
Blake's Tavern	85	Kyle C. Gannon	No	Kyle C. Gannon	5/10/2012	Follow Up
Blaze East Side	85	Nathan Arruda	No	Nathan Arruda	12/6/2012	Follow Up
Blossom Laundry Inc.	92	Darren Dolbashian	No	Darren Dolbashian	9/6/2012	Initial Inspection
Blount Clam Shack & Soup Bar	85	Brian E. Steere	No	Brian E. Steere	9/24/2012	Follow Up
Blount Clam Shack & Soup Bar	85	Brian E. Steere	No	Brian E. Steere	3/19/2012	Initial Inspection
Blue Elephant Restaurant, Inc.	85	Eric J. Feroldi	No	Eric J. Feroldi	5/24/2012	Follow Up
Blue Grotto Restaurant	85	Darren Dolbashian	No	Darren Dolbashian	7/2/2012	Follow Up
Bob & Timmy's Grilled Pizza	85	Nathan Arruda	No	Nathan Arruda	5/8/2012	Follow Up
Bob's Riccotti's Sandwich Shop	85	Kyle C. Gannon	No	Kyle C. Gannon	5/15/2012	Follow Up
Bonanza Acquisition, LLC	37	Travis Costa	No	Travis Costa	12/13/2012	Follow Up
Bonanza Acquisition, LLC	37	Travis Costa	No	Travis Costa	6/5/2012	Follow Up
Bonollo Provisions Co., Inc.	81	Brian E. Steere	No	Brian E. Steere	3/1/2012	Follow Up
Borrelli's Bakery	81	Brian E. Steere	No	Brian E. Steere	10/5/2012	Follow Up
Borrelli's Bakery	81	Brian E. Steere	No	Brian E. Steere	7/30/2012	Follow Up
Borrelli's Bakery	81	Brian E. Steere	No	Brian E. Steere	1/11/2012	Follow Up
Boston Market - Providence	85	Kyle C. Gannon	No	Kyle C. Gannon	4/26/2012	Follow Up

**Field's Point
Inspection History - 2012**

Company	Category	Engineer Assigned	Significant	Inspected By	Date	Inspection Type
Bright Funeral Home	96	Eric J. Feroldi	No	Eric J. Feroldi	8/2/2012	Initial Inspection
Brother's Famous Pizza	85	Nathan Arruda	No	Nathan Arruda	3/12/2012	Follow Up
Brown University	89	Darren Dolbashian	No	Darren Dolbashian	5/10/2012	Follow Up
Brown University - 26 Benevolent Street	93	Darren Dolbashian	No	Darren Dolbashian	5/10/2012	Follow Up
Brown University - Barbour Hall	86	Darren Dolbashian	No	Darren Dolbashian	5/10/2012	Follow Up
Brown University - Blue Room	85	Darren Dolbashian	No	Darren Dolbashian	5/10/2012	Follow Up
Brown University - Carr House	86	Darren Dolbashian	No	Darren Dolbashian	5/10/2012	Follow Up
Brown University - Central Heat Plant	52	Darren Dolbashian	No	Darren Dolbashian	5/10/2012	Follow Up
Brown University - Diman & Wayland	86	Darren Dolbashian	No	Darren Dolbashian	5/10/2012	Follow Up
Brown University - Facilities Management	97	Darren Dolbashian	No	Darren Dolbashian	5/10/2012	Follow Up
Brown University - Faculty Club	85	Darren Dolbashian	No	Darren Dolbashian	5/10/2012	Follow Up
Brown University - Graduate Center	86	Darren Dolbashian	No	Darren Dolbashian	5/10/2012	Follow Up
Brown University - List Art	93	Darren Dolbashian	No	Darren Dolbashian	5/10/2012	Follow Up
Brown University - Sharpe Refectory	85	Darren Dolbashian	No	Darren Dolbashian	5/10/2012	Follow Up
Brown University - Sidney Frank Hall	95	Darren Dolbashian	No	Darren Dolbashian	5/10/2012	Follow Up
Brown University - Strip Mall	84	Darren Dolbashian	No	Darren Dolbashian	5/10/2012	Follow Up
Brown University - The Gate	85	Darren Dolbashian	No	Darren Dolbashian	5/10/2012	Follow Up
Bryan Auto Body	60	Kyle C. Gannon	No	Kyle C. Gannon	10/19/2012	Follow Up
Bryan Auto Body	60	Kyle C. Gannon	No	Kyle C. Gannon	4/25/2012	Initial Inspection
Bryan's Auto Body	71	Kyle C. Gannon	No	Kyle C. Gannon	4/25/2012	Follow Up
Bubble Tea House	85	Darren Dolbashian	No	Darren Dolbashian	10/22/2012	Follow Up
Burger King - # 1989	85	Darren Dolbashian	No	Darren Dolbashian	1/17/2012	Follow Up
Burger King - # 2421	85	Darren Dolbashian	No	Darren Dolbashian	4/11/2012	Follow Up
Burger King - Hartford Avenue	85	Darren Dolbashian	No	Darren Dolbashian	11/8/2012	Follow Up
Burger King #10759	85	Darren Dolbashian	No	Darren Dolbashian	4/16/2012	Follow Up
Butler Hospital	90	Nathan P. Daggett	No	Nathan P. Daggett	2/17/2012	Follow Up
Butler Hospital - NAFI	71	Nathan P. Daggett	No	Nathan P. Daggett	2/17/2012	Follow Up
Butler Hospital - NAFIGH	71	Nathan P. Daggett	No	Nathan P. Daggett	2/17/2012	Follow Up
C&C Rhode Island, LLC	11	Ian E. Jardin	Yes	Ian E. Jardin	2/6/2012	Follow Up
C&C Rhode Island, LLC	11	Ian E. Jardin	Yes	Ian E. Jardin	2/6/2012	Meeting
C&C Rhode Island, LLC	11	Ian E. Jardin	Yes	Ian E. Jardin	2/2/2012	Follow Up
C&C Rhode Island, LLC	11	Ian E. Jardin	Yes	Ian E. Jardin	1/31/2012	Follow Up
C&C Rhode Island, LLC	11	Ian E. Jardin	Yes	Ian E. Jardin	1/17/2012	Follow Up
C&C Rhode Island, LLC	11	Ian E. Jardin	Yes	Ian E. Jardin	1/5/2012	Annual
C&C Rhode Island, LLC	11	Ian E. Jardin	Yes	SYSTEM	1/9/2012	Sample
C&C Rhode Island, LLC	11	Ian E. Jardin	Yes	SYSTEM	1/6/2012	Sample
C.B. Utility Co., Inc.	40	Nathan Dean	No	Kerry M. Britt	3/14/2012	Meeting
C.B. Utility Co., Inc.	40	Nathan Dean	No	Kerry M. Britt	1/17/2012	Investigation
C.B. Utility Co., Inc.	40	Nathan Dean	No	Nathan Dean	5/16/2012	Initial Inspection
C.B. Utility Co., Inc.	40	Nathan Dean	No	SYSTEM	5/16/2012	Sample
Cafe Longo	71	Eric J. Feroldi	No	Eric J. Feroldi	7/13/2012	Follow Up
Cafeteria La Rueda	71	Eric J. Feroldi	No	Eric J. Feroldi	8/9/2012	Follow Up
Cafeteria Restaurant La Sonrisa	85	Kyle C. Gannon	No	Kyle C. Gannon	5/14/2012	Follow Up
Cajun Luau	85	Kyle C. Gannon	No	Kyle C. Gannon	1/24/2012	Initial Inspection
Callico Metals, Inc.	12	Nathan P. Daggett	Yes	Nathan P. Daggett	12/21/2012	Follow Up
Callico Metals, Inc.	12	Nathan P. Daggett	Yes	Nathan P. Daggett	10/26/2012	Follow Up
Callico Metals, Inc.	12	Nathan P. Daggett	Yes	Nathan P. Daggett	5/2/2012	Annual
Callico Metals, Inc.	12	Nathan P. Daggett	Yes	SYSTEM	5/15/2012	Sample
Callico Metals, Inc.	12	Nathan P. Daggett	Yes	SYSTEM	3/26/2012	Sample
Campus Pizza, Inc.	85	Brian E. Steere	No	Brian E. Steere	4/5/2012	Follow Up
Capital Grille	85	Darren Dolbashian	No	Darren Dolbashian	4/24/2012	Follow Up
Capital Grille	85	Darren Dolbashian	No	Darren Dolbashian	3/29/2012	Follow Up
Capitol Ridge at Providence - Harbor	86	Kyle C. Gannon	No	Kyle C. Gannon	9/6/2012	Follow Up
Capitol Ridge at Providence - Lodge	86	Kyle C. Gannon	No	Kyle C. Gannon	9/6/2012	Follow Up
Carceri's Market	81	Brian E. Steere	No	Brian E. Steere	3/12/2012	Follow Up
Cardi Corporation	40	Nathan Dean	No	Nathan Dean	7/5/2012	Initial Inspection
Caribe Super Market	85	Nathan Arruda	No	Eric J. Feroldi	1/12/2012	Meeting
Caribe Super Market	85	Nathan Arruda	No	Nathan Arruda	4/23/2012	Follow Up
Caribe Super Market	85	Nathan Arruda	No	Nathan Arruda	2/3/2012	Follow Up
Carolina Restaurant	85	Brian E. Steere	No	Brian E. Steere	9/18/2012	Follow Up
Carrie's	85	Eric J. Feroldi	No	Eric J. Feroldi	3/30/2012	Follow Up
Carrie's Seafood Express	85	Eric J. Feroldi	No	Eric J. Feroldi	3/30/2012	Follow Up
Casey Family Services	71	Nathan Arruda	No	Nathan Arruda	5/22/2012	Follow Up
Cassarino's Restaurant	85	Darren Dolbashian	No	Darren Dolbashian	9/19/2012	Follow Up

**Field's Point
Inspection History - 2012**

Company	Category	Engineer Assigned	Significant	Inspected By	Date	Inspection Type
Catanzaro Pizzeria	85	Eric J. Feroldi	No	Eric J. Feroldi	4/27/2012	Follow Up
Cathedral Art Metal Co., Inc.	24	Darren Dolbashian	No	Darren Dolbashian	12/19/2012	Follow Up
Cathedral Art Metal Co., Inc.	24	Darren Dolbashian	No	Darren Dolbashian	6/25/2012	Follow Up
Central High School	86	Eric J. Feroldi	No	Eric J. Feroldi	3/6/2012	Follow Up
Central High School-CTE & Athletic Wing	71	Eric J. Feroldi	No	Eric J. Feroldi	3/6/2012	Initial Inspection
Central Industrial Park	78	Nathan Dean	No	Abigail Bernier	2/9/2012	Industrial Area
Central Industrial Park	78	Nathan Dean	No	Nathan Arruda	2/9/2012	Industrial Area
Centredale Donuts	85	Kyle C. Gannon	No	Kyle C. Gannon	9/26/2012	Follow Up
Cerberus, LLC	74	Eric J. Feroldi	No	Eric J. Feroldi	5/31/2012	Initial Inspection
CFN, Inc.	71	Kyle C. Gannon	No	Kyle C. Gannon	8/22/2012	Follow Up
CGHE Dental, LLC	94	Kyle C. Gannon	No	Kyle C. Gannon	10/3/2012	Follow Up
Chang Jiang, L.P.	71	Eric J. Feroldi	No	Eric J. Feroldi	4/3/2012	Follow Up
Charles Street Coffee Company, LLC	85	Nathan Arruda	No	Nathan Arruda	12/28/2012	Follow Up
Charlesgate Nursing Center	86	Nathan Arruda	No	Nathan Arruda	10/11/2012	Follow Up
Charlesgate Nursing Center	86	Nathan Arruda	No	Nathan Arruda	6/26/2012	Follow Up
Cheng's Kitchen	85	Brian E. Steere	No	Brian E. Steere	4/24/2012	Follow Up
Cherry Hill Grille	85	Brian E. Steere	No	Brian E. Steere	8/2/2012	Follow Up
Cherry Hill Manor	86	Nathan Arruda	No	Nathan Arruda	9/25/2012	Follow Up
Cherry Hill Manor	86	Nathan Arruda	No	Nathan Arruda	8/8/2012	Investigation
China Garden Chinese Restaurant	85	Darren Dolbashian	No	Darren Dolbashian	1/17/2012	Follow Up
China Jade Restaurant	85	Brian E. Steere	No	Brian E. Steere	1/19/2012	Follow Up
Chipotle Mexican Grill of Colorado, LLC	85	Eric J. Feroldi	No	Eric J. Feroldi	4/4/2012	Follow Up
Choi Limited	85	Eric J. Feroldi	No	Brian E. Steere	11/30/2012	Initial Inspection
Choi's Restaurant	85	Eric J. Feroldi	No	Brian E. Steere	12/10/2012	Follow Up
Choi's Restaurant	85	Eric J. Feroldi	No	Eric J. Feroldi	5/9/2012	Follow Up
Christiansen Dairy Co. Inc.	84	Darren Dolbashian	No	Darren Dolbashian	11/7/2012	Follow Up
Ciao Italia Bakery, Inc.	89	Brian E. Steere	No	Brian E. Steere	11/16/2012	Follow Up
Ciao Italia Bakery, Inc.	89	Brian E. Steere	No	Brian E. Steere	8/2/2012	Follow Up
Cibao Supermarket	82	Darren Dolbashian	No	Darren Dolbashian	10/12/2012	Initial Inspection
Cilantro Mexican Grill	85	Nathan Arruda	No	Nathan Arruda	10/30/2012	Follow Up
Cilantro Restaurant Partners, LLC	85	Nathan Arruda	No	Nathan Arruda	11/16/2012	Follow Up
Circe	85	Darren Dolbashian	No	Darren Dolbashian	9/11/2012	Initial Inspection
Cisco's Pizza	85	Eric J. Feroldi	No	Eric J. Feroldi	2/20/2012	Follow Up
City of Providence	86	Ian E. Jardin	No	Ian E. Jardin	10/30/2012	Follow Up
City of Providence	86	Ian E. Jardin	No	Ian E. Jardin	9/17/2012	Follow Up
City of Providence	86	Ian E. Jardin	No	Ian E. Jardin	7/23/2012	Initial Inspection
Clayton Company & Claverick Realty	11	Nathan P. Daggett	Yes	Nathan P. Daggett	10/4/2012	Annual
Clayton Company & Claverick Realty	11	Nathan P. Daggett	Yes	Nathan P. Daggett	6/12/2012	Follow Up
Clayton Company & Claverick Realty	11	Nathan P. Daggett	Yes	Nathan P. Daggett	3/16/2012	Follow Up
Clayton Company & Claverick Realty	11	Nathan P. Daggett	Yes	SYSTEM	9/10/2012	Sample
Clayton Company & Claverick Realty	11	Nathan P. Daggett	Yes	SYSTEM	3/6/2012	Sample
Clean Machine Coin Laundromat	92	Brian E. Steere	No	Brian E. Steere	8/7/2012	Follow Up
Club Fantasies	85	Kyle C. Gannon	No	Kyle C. Gannon	11/20/2012	Follow Up
Coca Cola Enterprises, Inc.	37	Travis Costa	No	Travis Costa	12/13/2012	Follow Up
Coca Cola Enterprises, Inc.	37	Travis Costa	No	Travis Costa	6/1/2012	Follow Up
Coca Cola Enterprises, Inc.	37	Travis Costa	No	Travis Costa	3/19/2012	Follow Up
Coffee Plus Snack Bar V.F.#68	85	Darren Dolbashian	No	Darren Dolbashian	1/19/2012	Follow Up
Cogens Printing	72	Kyle C. Gannon	No	Kyle C. Gannon	6/25/2012	Follow Up
Colbea LLC (North Main)	97	Brian E. Steere	No	Brian E. Steere	3/30/2012	Follow Up
Coletta's Collision Center	97	Travis Costa	No	Travis Costa	9/18/2012	Follow Up
Coletta's Collision Center	97	Travis Costa	No	Travis Costa	3/29/2012	Follow Up
Community College of RI	86	Eric J. Feroldi	No	Eric J. Feroldi	3/7/2012	Follow Up
Community College of RI - Providence	86	Eric J. Feroldi	No	Brian E. Steere	9/14/2012	Meeting
Community College of RI - Providence	86	Eric J. Feroldi	No	Eric J. Feroldi	3/7/2012	Follow Up
Community Preparatory School	60	Ian E. Jardin	No	Ian E. Jardin	1/3/2012	Initial Inspection
Compare Foods	82	Darren Dolbashian	No	Darren Dolbashian	10/11/2012	Follow Up
Contech Medical, Inc.	43	Nathan P. Daggett	No	Nathan P. Daggett	11/28/2012	Follow Up
Contech Medical, Inc.	43	Nathan P. Daggett	No	Nathan P. Daggett	6/7/2012	Follow Up
Contract Specialties, Inc.	11	Nathan P. Daggett	Yes	Nathan P. Daggett	12/11/2012	Follow Up
Contract Specialties, Inc.	11	Nathan P. Daggett	Yes	Nathan P. Daggett	10/4/2012	Follow Up
Contract Specialties, Inc.	11	Nathan P. Daggett	Yes	Nathan P. Daggett	7/17/2012	Annual
Contract Specialties, Inc.	11	Nathan P. Daggett	Yes	Nathan P. Daggett	6/7/2012	Follow Up
Contract Specialties, Inc.	11	Nathan P. Daggett	Yes	SYSTEM	8/27/2012	Sample
Contract Specialties, Inc.	11	Nathan P. Daggett	Yes	SYSTEM	2/22/2012	Sample

**Field's Point
Inspection History - 2012**

Company	Category	Engineer Assigned	Significant	Inspected By	Date	Inspection Type
Cook & Brown Public House, Ltd.	85	Eric J. Feroldi	No	Eric J. Feroldi	3/28/2012	Follow Up
Cool-Lick's Lemonade and Ice Cream	85	Nathan Arruda	No	Nathan Arruda	4/10/2012	Follow Up
Cooperative Care Center	90	Nathan P. Daggett	No	Eric J. Feroldi	8/20/2012	Investigation
Corner Tap	60	Brian E. Steere	No	Brian E. Steere	1/23/2012	Initial Inspection
Crisloid, LLC	21	Travis Costa	Yes	SYSTEM	11/21/2012	Sample
Crisloid, LLC	21	Travis Costa	Yes	SYSTEM	4/23/2012	Sample
Crisloid, LLC	21	Travis Costa	Yes	Travis Costa	11/30/2012	Follow Up
Crisloid, LLC	21	Travis Costa	Yes	Travis Costa	10/22/2012	Annual
Crisloid, LLC	21	Travis Costa	Yes	Travis Costa	6/12/2012	Follow Up
Crisloid, LLC	21	Travis Costa	Yes	Travis Costa	5/9/2012	Follow Up
Crisloid, LLC	21	Travis Costa	Yes	Travis Costa	2/9/2012	Follow Up
Cup n Rol	71	Brian E. Steere	No	Brian E. Steere	7/6/2012	Follow Up
D & D Chrome Plating	41	Nathan P. Daggett	No	Nathan P. Daggett	12/5/2012	Follow Up
D & D Chrome Plating	41	Nathan P. Daggett	No	Nathan P. Daggett	6/6/2012	Follow Up
D&D Coffee, Inc.	85	Brian E. Steere	No	Brian E. Steere	3/19/2012	Initial Inspection
D. Palmieri Bakery	89	Travis Costa	No	Travis Costa	10/18/2012	Follow Up
D.P.'s Casting Company	71	Travis Costa	No	Travis Costa	9/7/2012	Follow Up
D.P.'s Casting Company	71	Travis Costa	No	Travis Costa	6/12/2012	Follow Up
D.P.'s Casting Company	71	Travis Costa	No	Travis Costa	5/1/2012	Follow Up
Dairy Queen/Orange Julius	85	Kyle C. Gannon	No	Kyle C. Gannon	1/24/2012	Initial Inspection
Dama Jewelry Technologies	26	Travis Costa	No	Travis Costa	11/29/2012	Follow Up
Dama Jewelry Technologies	26	Travis Costa	No	Travis Costa	5/31/2012	Follow Up
D'Angelo Sandwich Shop - Atwood	85	Nathan Arruda	No	Nathan Arruda	7/24/2012	Follow Up
Daniel V. Tramonti, Jr., DDS	94	Eric J. Feroldi	No	Eric J. Feroldi	2/15/2012	Follow Up
Darlington Memory Lane Inc.	86	Brian E. Steere	No	Brian E. Steere	8/9/2012	Initial Inspection
Darlington Memory Lane, Inc.	86	Brian E. Steere	No	Brian E. Steere	8/9/2012	Follow Up
Dave & Buster's	85	Kyle C. Gannon	No	Kyle C. Gannon	11/21/2012	Follow Up
Davies Technical School	97	Nathan Arruda	No	Nathan Arruda	11/27/2012	Follow Up
DB Foods	71	Darren Dolbashian	No	Darren Dolbashian	1/24/2012	Follow Up
Dean Auto Collision Center	97	Brian E. Steere	No	Brian E. Steere	4/27/2012	Initial Inspection
Delcupolo, Abramowitz & Associates	94	Eric J. Feroldi	No	Eric J. Feroldi	2/17/2012	Follow Up
Della Valle Inc.	85	Brian E. Steere	No	Brian E. Steere	11/19/2012	Follow Up
Della Valle Inc.	85	Brian E. Steere	No	Brian E. Steere	2/9/2012	Follow Up
Department of Administration	52	Travis Costa	No	Travis Costa	6/11/2012	Follow Up
DES Deli, LLC	85	Brian E. Steere	No	Brian E. Steere	5/7/2012	Follow Up
DES Deli, LLC	85	Brian E. Steere	No	Brian E. Steere	3/27/2012	Follow Up
DES Deli, LLC	85	Brian E. Steere	No	Brian E. Steere	1/19/2012	Follow Up
Designs International Inc.	21	Darren Dolbashian	No	Darren Dolbashian	12/10/2012	Follow Up
Designs International Inc.	21	Darren Dolbashian	No	Darren Dolbashian	6/11/2012	Follow Up
Detroit Collision Center	97	Travis Costa	No	Travis Costa	2/16/2012	Follow Up
DiFruscia Industries, Inc.	11	Abigail Bernier	Yes	Abigail Bernier	6/19/2012	Follow Up
DiFruscia Industries, Inc.	11	Abigail Bernier	Yes	Abigail Bernier	5/23/2012	Annual
DiFruscia Industries, Inc.	11	Abigail Bernier	Yes	Abigail Bernier	3/6/2012	Follow Up
DiFruscia Industries, Inc.	11	Abigail Bernier	Yes	Kerry M. Britt	12/11/2012	Follow Up
DiFruscia Industries, Inc.	11	Abigail Bernier	Yes	SYSTEM	4/23/2012	Sample
DiFruscia Industries, Inc.	11	Abigail Bernier	Yes	SYSTEM	3/12/2012	Sample
DiGregorio Inc.	40	Nathan Dean	Yes	Nathan Dean	11/20/2012	Annual
DiGregorio Inc.	40	Nathan Dean	Yes	Nathan Dean	8/6/2012	Meeting
DiGregorio Inc.	40	Nathan Dean	Yes	Nathan Dean	5/16/2012	Initial Inspection
DiGregorio Inc.	40	Nathan Dean	Yes	Nathan Dean	5/16/2012	Sample
DiGregorio Inc.	40	Nathan Dean	Yes	SYSTEM	10/12/2012	Sample
Dinarijak, Inc.	85	Travis Costa	No	Travis Costa	4/19/2012	Initial Inspection
Diocese of Providence - Office Building	52	Darren Dolbashian	No	Darren Dolbashian	12/19/2012	Follow Up
Diocese of Providence - Office Building	52	Darren Dolbashian	No	Darren Dolbashian	6/12/2012	Follow Up
Diva's Diner	71	Nathan Arruda	No	Nathan Arruda	9/6/2012	Follow Up
Dominion Energy Manchester Street, Inc.	27	Ian E. Jardin	Yes	Ian E. Jardin	12/20/2012	Annual
Dominion Energy Manchester Street, Inc.	27	Ian E. Jardin	Yes	Ian E. Jardin	6/18/2012	Follow Up
Dominion Energy Manchester Street, Inc.	27	Ian E. Jardin	Yes	Ian E. Jardin	1/25/2012	Annual
Dominion Energy Manchester Street, Inc.	27	Ian E. Jardin	Yes	SYSTEM	11/19/2012	Sample
Dominion Energy Manchester Street, Inc.	27	Ian E. Jardin	Yes	SYSTEM	5/3/2012	Sample
Domino's Pizza (Chalkstone Avenue)	85	Kyle C. Gannon	No	Kyle C. Gannon	5/10/2012	Follow Up
Don Jose Restaurant	85	Nathan Arruda	No	Nathan Arruda	8/9/2012	Follow Up
Douglas Oil Company, Inc.	60	Nathan P. Daggett	No	Nathan P. Daggett	8/15/2012	Initial Inspection
Dr. Lee Whitney	94	Travis Costa	No	Travis Costa	1/31/2012	Follow Up

**Field's Point
Inspection History - 2012**

Company	Category	Engineer Assigned	Significant	Inspected By	Date	Inspection Type
Dragon Dynasty LLC	85	Brian E. Steere	No	Brian E. Steere	12/10/2012	Follow Up
DRD Hospitality Inc.	85	Nathan Arruda	No	Nathan Arruda	11/26/2012	Follow Up
Drs. Mansolillo Dental	94	Nathan Arruda	No	Nathan Arruda	6/27/2012	Follow Up
Dunkin Donuts - Allens Avenue	85	Kyle C. Gannon	No	Kyle C. Gannon	8/27/2012	Follow Up
Dunkin Donuts - Atwood Avenue	85	Kyle C. Gannon	No	Kyle C. Gannon	10/31/2012	Follow Up
Dunkin Donuts - Broad Street	85	Kyle C. Gannon	No	Kyle C. Gannon	5/14/2012	Follow Up
Dunkin Donuts - Pleasant Valley	85	Eric J. Feroldi	No	Eric J. Feroldi	2/20/2012	Follow Up
Dunkin Donuts - Putnam Avenue	85	Darren Dolbashian	No	Darren Dolbashian	4/16/2012	Follow Up
Dunkin Donuts (Providence Place Mall)	85	Kyle C. Gannon	No	Kyle C. Gannon	1/24/2012	Initial Inspection
Dunkin Donuts Center	86	Kyle C. Gannon	No	Kyle C. Gannon	2/7/2012	Follow Up
Dunkin Donuts -Smith Street	71	Brian E. Steere	No	Brian E. Steere	3/19/2012	Follow Up
Dupont Drive Industrial Area	78	Nathan Dean	No	Nathan Arruda	7/30/2012	Industrial Area
Dupont Drive Industrial Area	78	Nathan Dean	No	Nathan P. Daggett	7/30/2012	Industrial Area
Dyco Services	85	Brian E. Steere	No	Brian E. Steere	6/4/2012	Follow Up
E&M Enterprises, LTD	11	Ian E. Jardin	Yes	Ian E. Jardin	11/29/2012	Follow Up
E&M Enterprises, LTD	11	Ian E. Jardin	Yes	Ian E. Jardin	9/13/2012	Follow Up
E&M Enterprises, LTD	11	Ian E. Jardin	Yes	Ian E. Jardin	6/4/2012	Follow Up
E&M Enterprises, LTD	11	Ian E. Jardin	Yes	Ian E. Jardin	3/21/2012	Annual
E&M Enterprises, LTD	11	Ian E. Jardin	Yes	Ian E. Jardin	2/8/2012	Sample
E&M Enterprises, LTD	11	Ian E. Jardin	Yes	SYSTEM	9/5/2012	Sample
E. E. WELLER CO.	60	Brian E. Steere	No	Abigail Bernier	2/7/2012	Follow Up
Eagle Laundry Inc.	25	Abigail Bernier	Yes	Abigail Bernier	6/18/2012	Follow Up
Eagle Laundry Inc.	25	Abigail Bernier	Yes	Abigail Bernier	5/30/2012	Follow Up
Eagle Laundry Inc.	25	Abigail Bernier	Yes	Abigail Bernier	1/20/2012	Follow Up
Eagle Laundry Inc.	25	Abigail Bernier	Yes	Kerry M. Britt	11/20/2012	Annual
Eagle Laundry Inc.	25	Abigail Bernier	Yes	Nathan Dean	10/17/2012	Sample
Eagle Laundry Inc.	25	Abigail Bernier	Yes	SYSTEM	5/21/2012	Sample
Eagle Plating Company, Inc.	11	Abigail Bernier	Yes	Abigail Bernier	8/22/2012	Follow Up
Eagle Plating Company, Inc.	11	Abigail Bernier	Yes	Abigail Bernier	6/14/2012	Annual
Eagle Plating Company, Inc.	11	Abigail Bernier	Yes	Abigail Bernier	3/28/2012	Follow Up
Eagle Plating Company, Inc.	11	Abigail Bernier	Yes	Kerry M. Britt	12/11/2012	Follow Up
Eagle Plating Company, Inc.	11	Abigail Bernier	Yes	Kerry M. Britt	8/20/2012	Sample
Eagle Plating Company, Inc.	11	Abigail Bernier	Yes	SYSTEM	1/3/2012	Sample
East Side Creamery	71	Nathan Arruda	No	Nathan Arruda	10/3/2012	Follow Up
East Side Creamery	71	Nathan Arruda	No	Nathan Arruda	7/25/2012	Follow Up
East Side Creamery	71	Nathan Arruda	No	Nathan Arruda	4/4/2012	Follow Up
East Side Periodontics, Ltd.	94	Eric J. Feroldi	No	Eric J. Feroldi	2/8/2012	Follow Up
Eastern Color & Chemical Co.	22	Nathan P. Daggett	Yes	Nathan P. Daggett	12/7/2012	Follow Up
Eastern Color & Chemical Co.	22	Nathan P. Daggett	Yes	Nathan P. Daggett	9/12/2012	Annual
Eastern Color & Chemical Co.	22	Nathan P. Daggett	Yes	Nathan P. Daggett	6/12/2012	Follow Up
Eastern Color & Chemical Co.	22	Nathan P. Daggett	Yes	Nathan P. Daggett	4/3/2012	Follow Up
Eastern Color & Chemical Co.	22	Nathan P. Daggett	Yes	SYSTEM	9/20/2012	Sample
Eastern Color & Chemical Co.	22	Nathan P. Daggett	Yes	SYSTEM	4/18/2012	Sample
Eastern Screw Company	26	Travis Costa	No	Travis Costa	12/18/2012	Follow Up
Eastern Screw Company	26	Travis Costa	No	Travis Costa	5/31/2012	Follow Up
Eastern Screw Company	26	Travis Costa	No	Travis Costa	4/26/2012	Follow Up
Eastern Screw Company	26	Travis Costa	No	Travis Costa	2/15/2012	Follow Up
Edesia, LLC.	35	Nathan P. Daggett	No	Nathan P. Daggett	11/15/2012	Follow Up
Edesia, LLC.	35	Nathan P. Daggett	No	Nathan P. Daggett	5/17/2012	Follow Up
El Chapin II	85	Darren Dolbashian	No	Darren Dolbashian	2/21/2012	Follow Up
El Mogote	85	Darren Dolbashian	No	Darren Dolbashian	5/8/2012	Follow Up
El Mogote	85	Darren Dolbashian	No	Darren Dolbashian	3/12/2012	Initial Inspection
El Quiche Bakery	81	Brian E. Steere	No	Brian E. Steere	5/21/2012	Follow Up
El Quiche Bakery	81	Brian E. Steere	No	Brian E. Steere	2/9/2012	Follow Up
El Rancho Grande	85	Eric J. Feroldi	No	Eric J. Feroldi	1/18/2012	Follow Up
El Rancho Grande	85	Eric J. Feroldi	No	Eric J. Feroldi	1/4/2012	Follow Up
Electrolizing, Inc.	11	Ian E. Jardin	Yes	Ian E. Jardin	12/13/2012	Follow Up
Electrolizing, Inc.	11	Ian E. Jardin	Yes	Ian E. Jardin	11/14/2012	Annual
Electrolizing, Inc.	11	Ian E. Jardin	Yes	Ian E. Jardin	5/31/2012	Follow Up
Electrolizing, Inc.	11	Ian E. Jardin	Yes	SYSTEM	7/10/2012	Sample
Electrolizing, Inc.	11	Ian E. Jardin	Yes	SYSTEM	1/26/2012	Sample
Elite Tint N Detail	71	Eric J. Feroldi	No	Eric J. Feroldi	5/31/2012	Follow Up
Elmhurst Extended Care	90	Nathan P. Daggett	No	Nathan P. Daggett	1/26/2012	Follow Up
Elmwood Auto Sales	60	Brian E. Steere	No	Brian E. Steere	9/25/2012	Initial Inspection

**Field's Point
Inspection History - 2012**

Company	Category	Engineer Assigned	Significant	Inspected By	Date	Inspection Type
Elmwood Health Center	86	Darren Dolbashian	No	Darren Dolbashian	11/8/2012	Initial Inspection
Elmwood Ultra Clean Laundry	92	Eric J. Feroldi	No	Eric J. Feroldi	4/26/2012	Follow Up
Epivax, Inc.	95	Nathan P. Daggett	No	Nathan P. Daggett	1/31/2012	Follow Up
Epoch Assisted Living on the East Side	86	Eric J. Feroldi	No	Brian E. Steere	10/15/2012	Follow Up
Epoch on Blackstone Boulevard, LLC	86	Kyle C. Gannon	No	Kyle C. Gannon	10/11/2012	Follow Up
Escape bar & Grill	71	Eric J. Feroldi	No	Eric J. Feroldi	4/16/2012	Follow Up
Esposito Jewelry, Inc.	60	Ian E. Jardin	No	Ian E. Jardin	7/31/2012	Follow Up
Evans Plating Corporation (N.P.)	11	Nathan P. Daggett	Yes	Nathan P. Daggett	12/13/2012	Follow Up
Evans Plating Corporation (N.P.)	11	Nathan P. Daggett	Yes	Nathan P. Daggett	9/4/2012	Annual
Evans Plating Corporation (N.P.)	11	Nathan P. Daggett	Yes	Nathan P. Daggett	6/14/2012	Follow Up
Evans Plating Corporation (N.P.)	11	Nathan P. Daggett	Yes	Nathan P. Daggett	3/8/2012	Follow Up
Evans Plating Corporation (N.P.)	11	Nathan P. Daggett	Yes	SYSTEM	9/19/2012	Sample
Evans Plating Corporation (N.P.)	11	Nathan P. Daggett	Yes	SYSTEM	3/12/2012	Sample
Excellent Pizza	85	Eric J. Feroldi	No	Eric J. Feroldi	5/24/2012	Follow Up
Factory Mutual Insurance Co.	86	Kyle C. Gannon	No	Kyle C. Gannon	4/24/2012	Follow Up
Farmstead, Inc.	85	Brian E. Steere	No	Brian E. Steere	9/5/2012	Initial Inspection
Farmstead, Inc.	71	Brian E. Steere	No	Brian E. Steere	1/11/2012	Follow Up
Feinstein High School	71	Brian E. Steere	No	Eric J. Feroldi	3/16/2012	Follow Up
Ferguson Perforating & Wire	42	Travis Costa	No	Travis Costa	11/30/2012	Follow Up
Ferguson Perforating & Wire	42	Travis Costa	No	Travis Costa	6/12/2012	Follow Up
Fernando Originals	41	Travis Costa	No	Travis Costa	11/29/2012	Follow Up
Fernando Originals	41	Travis Costa	No	Travis Costa	8/1/2012	Follow Up
Fernando Originals	41	Travis Costa	No	Travis Costa	6/12/2012	Follow Up
Fernando Originals	41	Travis Costa	No	Travis Costa	3/8/2012	Follow Up
Figidini Wood Fire Eatery, LLC	85	Kyle C. Gannon	No	Kyle C. Gannon	11/21/2012	Initial Inspection
Filter Fresh coffee Service Inc.	71	Nathan Arruda	No	Nathan Arruda	2/17/2012	Follow Up
Finest Car Wash	97	Brian E. Steere	No	Brian E. Steere	3/30/2012	Follow Up
Firehouse No. 13, LLC	86	Brian E. Steere	No	Brian E. Steere	2/9/2012	Follow Up
First Casting, Inc.	59	Darren Dolbashian	No	Darren Dolbashian	12/4/2012	Follow Up
First Casting, Inc.	59	Darren Dolbashian	No	Darren Dolbashian	6/5/2012	Follow Up
Flan y Ajo	85	Brian E. Steere	No	Brian E. Steere	8/31/2012	Follow Up
Flan y Ajo	85	Brian E. Steere	No	Brian E. Steere	5/14/2012	Follow Up
Flan y Ajo	85	Brian E. Steere	No	Brian E. Steere	2/28/2012	Initial Inspection
Food For The Soul	85	Brian E. Steere	No	Brian E. Steere	5/3/2012	Follow Up
Four Season's Restaurant	85	Eric J. Feroldi	No	Eric J. Feroldi	2/20/2012	Follow Up
Freeman's Acquisition, Inc.	97	Travis Costa	No	Travis Costa	11/2/2012	Follow Up
Freeman's Acquisition, Inc.	97	Travis Costa	No	Travis Costa	7/3/2012	Follow Up
Freeman's Acquisition, Inc.	97	Travis Costa	No	Travis Costa	4/4/2012	Initial Inspection
Freeman's Food Service, Inc.	71	Travis Costa	No	Travis Costa	4/4/2012	Follow Up
Freeman's Food Service, Inc.	71	Travis Costa	No	Travis Costa	1/24/2012	Follow Up
Freeway Car Wash	97	Nathan Arruda	No	Nathan Arruda	2/16/2012	Follow Up
Fresh Spot Inc.	71	Darren Dolbashian	No	Darren Dolbashian	2/7/2012	Follow Up
Friendly's	85	Brian E. Steere	No	Brian E. Steere	5/1/2012	Follow Up
Froyo World	85	Darren Dolbashian	No	Darren Dolbashian	3/22/2012	Follow Up
Fuji Chen	85	Kyle C. Gannon	No	Kyle C. Gannon	1/24/2012	Initial Inspection
G & H Enterprises LLC	71	Nathan Arruda	No	Nathan Arruda	2/21/2012	Initial Inspection
G. Tanury Plating Company	11	Nathan P. Daggett	Yes	Nathan P. Daggett	12/13/2012	Follow Up
G. Tanury Plating Company	11	Nathan P. Daggett	Yes	Nathan P. Daggett	7/19/2012	Annual
G. Tanury Plating Company	11	Nathan P. Daggett	Yes	Nathan P. Daggett	6/5/2012	Follow Up
G. Tanury Plating Company	11	Nathan P. Daggett	Yes	Nathan P. Daggett	3/26/2012	Follow Up
G. Tanury Plating Company	11	Nathan P. Daggett	Yes	Nathan P. Daggett	3/8/2012	Follow Up
G. Tanury Plating Company	11	Nathan P. Daggett	Yes	SYSTEM	5/24/2012	Sample
G. Tanury Plating Company	11	Nathan P. Daggett	Yes	SYSTEM	3/19/2012	Sample
Galvanique (Johnston)	41	Nathan P. Daggett	No	Nathan P. Daggett	11/26/2012	Follow Up
Galvanique (Johnston)	41	Nathan P. Daggett	No	Nathan P. Daggett	9/10/2012	Follow Up
Galvanique (Johnston)	41	Nathan P. Daggett	No	Nathan P. Daggett	6/5/2012	Follow Up
Ga-Rel Manufacturing Company	44	Travis Costa	No	Travis Costa	11/29/2012	Follow Up
Ga-Rel Manufacturing Company	44	Travis Costa	No	Travis Costa	6/12/2012	Follow Up
Ga-Rel Manufacturing Company	44	Travis Costa	No	Travis Costa	2/17/2012	Follow Up
Gem Ravioli - Retail	71	Brian E. Steere	No	Brian E. Steere	7/9/2012	Follow Up
Gem Ravioli - Retail	71	Brian E. Steere	No	Brian E. Steere	6/12/2012	Follow Up
General Plating Company	11	Nathan P. Daggett	Yes	Nathan P. Daggett	12/10/2012	Follow Up
General Plating Company	11	Nathan P. Daggett	Yes	Nathan P. Daggett	10/26/2012	Follow Up
General Plating Company	11	Nathan P. Daggett	Yes	Nathan P. Daggett	6/14/2012	Follow Up

**Field's Point
Inspection History - 2012**

Company	Category	Engineer Assigned	Significant	Inspected By	Date	Inspection Type
General Plating Company	11	Nathan P. Daggett	Yes	Nathan P. Daggett	5/9/2012	Annual
General Plating Company	11	Nathan P. Daggett	Yes	SYSTEM	8/20/2012	Sample
General Plating Company	11	Nathan P. Daggett	Yes	SYSTEM	3/8/2012	Sample
Genesis Marketing Group	71	Ian E. Jardin	No	Ian E. Jardin	11/15/2012	Follow Up
Genesis Marketing Group	71	Ian E. Jardin	No	Ian E. Jardin	7/26/2012	Meeting
Genesis Marketing Group	71	Ian E. Jardin	No	Ian E. Jardin	6/7/2012	Follow Up
Genesis Marketing Group - Warren Avenue	42	Ian E. Jardin	No	Ian E. Jardin	12/13/2012	Initial Inspection
Geneva Diner	85	Brian E. Steere	No	Brian E. Steere	5/11/2012	Follow Up
Geoff's Superlative Sandwiches - Benefit	85	Nathan Arruda	No	Nathan Arruda	11/20/2012	Follow Up
Georgia Properties	60	Nathan Dean	No	Nathan Dean	3/20/2012	Initial Inspection
Gepetto's	85	Kyle C. Gannon	No	Kyle C. Gannon	7/2/2012	Follow Up
GIFU Providence, Inc.	85	Kyle C. Gannon	No	Kyle C. Gannon	4/10/2012	Follow Up
GIFU Providence, Inc.	85	Kyle C. Gannon	No	Kyle C. Gannon	1/24/2012	Initial Inspection
Gilbane Building Company	53	Eric J. Feroldi	No	Amanda Kezirian	12/19/2012	Follow Up
Gilbane Building Company	53	Eric J. Feroldi	No	Eric J. Feroldi	6/12/2012	Follow Up
Global Dental Laboratory	60	Brian E. Steere	No	Brian E. Steere	1/23/2012	Initial Inspection
Golden City	85	Eric J. Feroldi	No	Eric J. Feroldi	5/24/2012	Follow Up
Golden Crust Pizza	85	Eric J. Feroldi	No	Eric J. Feroldi	6/28/2012	Follow Up
Golden Crust Pizza	85	Eric J. Feroldi	No	Eric J. Feroldi	1/19/2012	Follow Up
Gothic Pewter LLC	43	Nathan P. Daggett	No	Nathan P. Daggett	11/28/2012	Follow Up
Gothic Pewter LLC	43	Nathan P. Daggett	No	Nathan P. Daggett	6/6/2012	Follow Up
Gourmet Heaven	82	Brian E. Steere	No	Brian E. Steere	7/6/2012	Follow Up
Gourmet House Restaurant	85	Brian E. Steere	No	Brian E. Steere	8/27/2012	Follow Up
Gracies	85	Darren Dolbashian	No	Darren Dolbashian	9/20/2012	Follow Up
Greco Brothers Inc.	27	Nathan P. Daggett	No	Nathan P. Daggett	11/28/2012	Follow Up
Greco Brothers Inc.	27	Nathan P. Daggett	No	Nathan P. Daggett	6/7/2012	Follow Up
Grilled Cheese To Go LLC	85	Nathan Arruda	No	Nathan Arruda	1/24/2012	Initial Inspection
GTECH Center	85	Brian E. Steere	No	Brian E. Steere	3/27/2012	Follow Up
Guatepan Bakery	81	Brian E. Steere	No	Brian E. Steere	8/7/2012	Follow Up
Guido Murphy, Inc.	85	Nathan Arruda	No	Nathan Arruda	7/6/2012	Follow Up
H & M Industries, LLC.	41	Nathan P. Daggett	No	Nathan P. Daggett	12/7/2012	Follow Up
H & M Industries, LLC.	41	Nathan P. Daggett	No	Nathan P. Daggett	6/6/2012	Follow Up
H&S Management, LLC	85	Brian E. Steere	No	Brian E. Steere	12/10/2012	Follow Up
H&S Management, LLC	85	Brian E. Steere	No	Nathan Dean	11/20/2012	Meeting
H&S Management, LLC	85	Brian E. Steere	No	Nathan Dean	11/2/2012	Meeting
Harrison Casting	51	Nathan P. Daggett	No	Darren Dolbashian	6/4/2012	Follow Up
Harrison Casting	51	Nathan P. Daggett	No	Nathan P. Daggett	12/11/2012	Follow Up
Hartford Laundromat, Inc.	92	Eric J. Feroldi	No	Eric J. Feroldi	5/8/2012	Follow Up
Haruki East Ltd.	85	Darren Dolbashian	No	Darren Dolbashian	11/9/2012	Follow Up
Haven Brothers Diner	85	Brian E. Steere	No	Brian E. Steere	4/19/2012	Follow Up
Hellen Bakery	71	Darren Dolbashian	No	Darren Dolbashian	9/20/2012	Follow Up
Herff Jones, Inc.	11	Nathan P. Daggett	Yes	Nathan P. Daggett	12/10/2012	Follow Up
Herff Jones, Inc.	11	Nathan P. Daggett	Yes	Nathan P. Daggett	10/26/2012	Follow Up
Herff Jones, Inc.	11	Nathan P. Daggett	Yes	Nathan P. Daggett	6/11/2012	Follow Up
Herff Jones, Inc.	11	Nathan P. Daggett	Yes	Nathan P. Daggett	4/10/2012	Annual
Herff Jones, Inc.	11	Nathan P. Daggett	Yes	SYSTEM	8/27/2012	Sample
Herff Jones, Inc.	11	Nathan P. Daggett	Yes	SYSTEM	2/8/2012	Sample
Hillview Auto Body	97	Ian E. Jardin	No	Ian E. Jardin	11/14/2012	Follow Up
Hillview Auto Body	97	Ian E. Jardin	No	Ian E. Jardin	5/3/2012	Follow Up
Hillview Auto Body	97	Ian E. Jardin	No	SYSTEM	10/11/2012	Sample
Hillview Auto Body	97	Ian E. Jardin	No	SYSTEM	4/3/2012	Sample
Historic Hotel Partners of Providence LP	71	Eric J. Feroldi	No	Eric J. Feroldi	3/2/2012	Follow Up
HNC, LLC	85	Darren Dolbashian	No	Darren Dolbashian	7/11/2012	Follow Up
Hoffman Animal Hospital	94	Kyle C. Gannon	No	Kyle C. Gannon	11/26/2012	Follow Up
Homefries Restaurant	85	Brian E. Steere	No	Brian E. Steere	2/17/2012	Follow Up
Hometown Pizza and Subs	85	Kyle C. Gannon	No	Kyle C. Gannon	8/28/2012	Follow Up
Honey Dew Donuts (Allens)	85	Brian E. Steere	No	Brian E. Steere	12/19/2012	Follow Up
Honey Dew Donuts (North Main Street)	85	Kyle C. Gannon	No	Kyle C. Gannon	11/16/2012	Follow Up
Hope Street Pizza	85	Nathan Arruda	No	Nathan Arruda	12/6/2012	Follow Up
Hopkins Manor Ltd	86	Darren Dolbashian	No	Darren Dolbashian	9/17/2012	Follow Up
Hot & Cold, LLC	85	Nathan Arruda	No	Nathan Arruda	1/3/2012	Follow Up
Housing Authority of the City of Prov.	86	Eric J. Feroldi	No	Eric J. Feroldi	3/21/2012	Follow Up
HSG, Inc.	85	Nathan Arruda	No	Nathan Arruda	11/20/2012	Initial Inspection
Hudson Liquid Asphalts, Inc.	37	Ian E. Jardin	No	Ian E. Jardin	12/17/2012	Follow Up

**Field's Point
Inspection History - 2012**

Company	Category	Engineer Assigned	Significant	Inspected By	Date	Inspection Type
Hudson Liquid Asphalts, Inc.	37	Ian E. Jardin	No	Ian E. Jardin	6/27/2012	Follow Up
I. Broomfield & Son, Inc.	41	Nathan P. Daggett	No	Nathan P. Daggett	12/5/2012	Follow Up
I. Broomfield & Son, Inc.	41	Nathan P. Daggett	No	Nathan P. Daggett	6/7/2012	Follow Up
Ice Lounge, Inc.	85	Brian E. Steere	No	Brian E. Steere	2/3/2012	Follow Up
Ideal Plating & Polishing Co., Inc.	11	Nathan P. Daggett	Yes	Nathan P. Daggett	12/12/2012	Follow Up
Ideal Plating & Polishing Co., Inc.	11	Nathan P. Daggett	Yes	Nathan P. Daggett	10/11/2012	Follow Up
Ideal Plating & Polishing Co., Inc.	11	Nathan P. Daggett	Yes	Nathan P. Daggett	6/27/2012	Follow Up
Ideal Plating & Polishing Co., Inc.	11	Nathan P. Daggett	Yes	Nathan P. Daggett	4/9/2012	Sample
Ideal Plating & Polishing Co., Inc.	11	Nathan P. Daggett	Yes	Nathan P. Daggett	3/22/2012	Annual
Ideal Plating & Polishing Co., Inc.	11	Nathan P. Daggett	Yes	SYSTEM	5/21/2012	Sample
India Restaurant	85	Nathan Arruda	No	Nathan Arruda	12/6/2012	Follow Up
Induplate LLC	11	Ian E. Jardin	Yes	Ian E. Jardin	12/13/2012	Follow Up
Induplate LLC	11	Ian E. Jardin	Yes	Ian E. Jardin	9/13/2012	Follow Up
Induplate LLC	11	Ian E. Jardin	Yes	Ian E. Jardin	5/31/2012	Follow Up
Induplate LLC	11	Ian E. Jardin	Yes	Ian E. Jardin	4/25/2012	Annual
Induplate LLC	11	Ian E. Jardin	Yes	Ian E. Jardin	3/27/2012	Follow Up
Induplate LLC	11	Ian E. Jardin	Yes	SYSTEM	8/22/2012	Sample
Induplate LLC	11	Ian E. Jardin	Yes	SYSTEM	2/20/2012	Sample
Industrial Commercial Finishing Building	78	Nathan Dean	No	Darren Dolbashian	4/12/2012	Industrial Area
Industrial Commercial Finishing Building	78	Nathan Dean	No	Eric J. Feroldi	4/12/2012	Industrial Area
Industrial Lane Johnston	78	Nathan Dean	No	Abigail Bernier	8/1/2012	Industrial Area
Industrial Lane Johnston	78	Nathan Dean	No	Darren Dolbashian	8/1/2012	Industrial Area
International Chromium Plating	11	Nathan P. Daggett	Yes	Nathan P. Daggett	12/18/2012	Follow Up
International Chromium Plating	11	Nathan P. Daggett	Yes	Nathan P. Daggett	11/14/2012	Annual
International Chromium Plating	11	Nathan P. Daggett	Yes	Nathan P. Daggett	6/14/2012	Follow Up
International Chromium Plating	11	Nathan P. Daggett	Yes	Nathan P. Daggett	4/3/2012	Follow Up
International Chromium Plating	11	Nathan P. Daggett	Yes	SYSTEM	10/17/2012	Sample
International Chromium Plating	11	Nathan P. Daggett	Yes	SYSTEM	3/21/2012	Sample
International Etching, Inc.	11	Nathan P. Daggett	Yes	Nathan P. Daggett	12/12/2012	Follow Up
International Etching, Inc.	11	Nathan P. Daggett	Yes	Nathan P. Daggett	10/22/2012	Follow Up
International Etching, Inc.	11	Nathan P. Daggett	Yes	Nathan P. Daggett	6/21/2012	Annual
International Etching, Inc.	11	Nathan P. Daggett	Yes	SYSTEM	9/19/2012	Sample
International Etching, Inc.	11	Nathan P. Daggett	Yes	SYSTEM	4/30/2012	Sample
International Insignia Corporation	11	Ian E. Jardin	Yes	Ian E. Jardin	11/28/2012	Annual
International Insignia Corporation	11	Ian E. Jardin	Yes	Ian E. Jardin	9/17/2012	Follow Up
International Insignia Corporation	11	Ian E. Jardin	Yes	Ian E. Jardin	6/21/2012	Follow Up
International Insignia Corporation	11	Ian E. Jardin	Yes	Ian E. Jardin	3/15/2012	Follow Up
International Insignia Corporation	11	Ian E. Jardin	Yes	SYSTEM	5/30/2012	Sample
International Insignia Corporation	11	Ian E. Jardin	Yes	SYSTEM	4/2/2012	Sample
Ira Green, Inc.	11	Nathan P. Daggett	Yes	Nathan P. Daggett	12/11/2012	Follow Up
Ira Green, Inc.	11	Nathan P. Daggett	Yes	Nathan P. Daggett	10/24/2012	Follow Up
Ira Green, Inc.	11	Nathan P. Daggett	Yes	Nathan P. Daggett	6/19/2012	Follow Up
Ira Green, Inc.	11	Nathan P. Daggett	Yes	Nathan P. Daggett	5/23/2012	Annual
Ira Green, Inc.	11	Nathan P. Daggett	Yes	SYSTEM	8/14/2012	Sample
Ira Green, Inc.	11	Nathan P. Daggett	Yes	SYSTEM	5/31/2012	Sample
Ira Green, Inc.	11	Nathan P. Daggett	Yes	SYSTEM	2/13/2012	Sample
Istanbul Gourmet Market, LLC	82	Darren Dolbashian	No	Darren Dolbashian	6/20/2012	Follow Up
Istanbul Gourmet Market, LLC	82	Darren Dolbashian	No	Darren Dolbashian	5/21/2012	Initial Inspection
Item Holding LLC	49	Ian E. Jardin	No	Ian E. Jardin	12/18/2012	Follow Up
Item Holding LLC	49	Ian E. Jardin	No	Ian E. Jardin	6/13/2012	Follow Up
J & D Shoppes, Inc.	85	Brian E. Steere	No	Brian E. Steere	1/5/2012	Follow Up
J & W - Center for Culinary Excellence	86	Nathan Arruda	No	Nathan Arruda	3/6/2012	Follow Up
J & W - Center for Culinary Excellence	86	Nathan Arruda	No	Nathan Arruda	3/2/2012	Follow Up
J & W - South Hall	86	Nathan Arruda	No	Nathan Arruda	3/2/2012	Follow Up
J & W-Culinary Museum Catering Kitchen	86	Nathan Arruda	No	Nathan Arruda	3/2/2012	Follow Up
J & W-David Friedman Center	60	Nathan Arruda	No	Nathan Arruda	3/2/2012	Follow Up
J & W-Harborside Academics	86	Nathan Arruda	No	Nathan Arruda	3/6/2012	Follow Up
J & W-Harborside Academics	86	Nathan Arruda	No	Nathan Arruda	3/2/2012	Follow Up
J.D.J.C. LLC	85	Darren Dolbashian	No	Darren Dolbashian	7/2/2012	Follow Up
J.G., Inc.	85	Nathan Arruda	No	Nathan Arruda	8/8/2012	Investigation
J.H. Realty	53	Travis Costa	No	Travis Costa	11/30/2012	Follow Up
J.H. Realty	53	Travis Costa	No	Travis Costa	6/11/2012	Follow Up
J.M.V. Pizza & Subs	85	Nathan Arruda	No	Nathan Arruda	11/23/2012	Follow Up
Jacky's Galaxie	85	Eric J. Feroldi	No	Eric J. Feroldi	1/26/2012	Follow Up

**Field's Point
Inspection History - 2012**

Company	Category	Engineer Assigned	Significant	Inspected By	Date	Inspection Type
Jacob Werba	94	Eric J. Feroldi	No	Darren Dolbashian	11/5/2012	Follow Up
Jains's Laundry, Inc.	92	Kyle C. Gannon	No	Kyle C. Gannon	11/16/2012	Follow Up
Jamel MEP, LLC	85	Brian E. Steere	No	Brian E. Steere	9/18/2012	Follow Up
JAMRA, Inc.	85	Travis Costa	No	Travis Costa	7/12/2012	Follow Up
JAMRA, Inc.	85	Travis Costa	No	Travis Costa	1/24/2012	Follow Up
Jan Co. Central, Inc.	85	Darren Dolbashian	No	Darren Dolbashian	3/19/2012	Follow Up
Janczynsky Food Inc.	85	Nathan Arruda	No	Nathan Arruda	7/24/2012	Follow Up
Janczynsky Food Inc.	85	Nathan Arruda	No	Nathan Arruda	4/12/2012	Follow Up
Jaques, Ltd.	85	Brian E. Steere	No	Brian E. Steere	11/19/2012	Follow Up
JB Foley Printing Co., Inc	93	Nathan Arruda	No	Nathan Arruda	8/8/2012	Follow Up
JB Foley Printing Co., Inc	93	Nathan Arruda	No	Nathan Arruda	3/13/2012	Follow Up
JC Gorham	41	Ian E. Jardin	No	Ian E. Jardin	12/3/2012	Follow Up
JC Gorham	41	Ian E. Jardin	No	Ian E. Jardin	9/13/2012	Follow Up
JC Gorham	41	Ian E. Jardin	No	Ian E. Jardin	6/20/2012	Follow Up
JLC Foods, Inc.	85	Eric J. Feroldi	No	Eric J. Feroldi	4/27/2012	Follow Up
John Rocchio Corp.	40	Nathan Dean	No	Nathan Dean	6/21/2012	Initial Inspection
John T. A. Romano DDS	94	Darren Dolbashian	No	Darren Dolbashian	11/13/2012	Follow Up
Johnny Rockets	85	Nathan Arruda	No	Nathan Arruda	4/4/2012	Follow Up
Johnston Donuts Inc.	85	Darren Dolbashian	No	Darren Dolbashian	10/3/2012	Follow Up
Jon Roc Linc	85	Darren Dolbashian	No	Darren Dolbashian	7/26/2012	Follow Up
Jon Roc Linc	85	Darren Dolbashian	No	Darren Dolbashian	4/24/2012	Initial Inspection
Josef Creations	43	Ian E. Jardin	No	Darren Dolbashian	6/27/2012	Follow Up
Josef Creations	43	Ian E. Jardin	No	Ian E. Jardin	12/6/2012	Follow Up
Jozon Enterprises	85	Eric J. Feroldi	No	Eric J. Feroldi	5/8/2012	Follow Up
JRB Associates Inc.	11	Ian E. Jardin	Yes	Ian E. Jardin	11/27/2012	Follow Up
JRB Associates Inc.	11	Ian E. Jardin	Yes	Ian E. Jardin	9/13/2012	Follow Up
JRB Associates Inc.	11	Ian E. Jardin	Yes	Ian E. Jardin	6/5/2012	Follow Up
JRB Associates Inc.	11	Ian E. Jardin	Yes	Ian E. Jardin	2/22/2012	Annual
JRB Associates Inc.	11	Ian E. Jardin	Yes	SYSTEM	7/16/2012	Sample
JRB Associates Inc.	11	Ian E. Jardin	Yes	SYSTEM	1/30/2012	Sample
JRB LLC	85	Brian E. Steere	No	Brian E. Steere	2/9/2012	Follow Up
Julio's Family Restaurant	71	Nathan Arruda	No	Nathan Arruda	11/16/2012	Follow Up
Julio's Family Restaurant	71	Nathan Arruda	No	Nathan Arruda	7/6/2012	Follow Up
Kadismo	71	Eric J. Feroldi	No	Eric J. Feroldi	5/22/2012	Follow Up
Kadismo	71	Eric J. Feroldi	No	Eric J. Feroldi	5/9/2012	Follow Up
Kadismo	71	Eric J. Feroldi	No	Eric J. Feroldi	3/22/2012	Follow Up
Kadismo	71	Eric J. Feroldi	No	Eric J. Feroldi	2/14/2012	Follow Up
Kadismo	71	Eric J. Feroldi	No	Ian E. Jardin	12/14/2012	Follow Up
KB Surfaces	42	Ian E. Jardin	No	Ian E. Jardin	11/29/2012	Follow Up
KB Surfaces	42	Ian E. Jardin	No	Ian E. Jardin	6/4/2012	Follow Up
Kelly Laundromat	92	Travis Costa	No	Travis Costa	4/20/2012	Follow Up
Kenneth Providence LLC	85	Brian E. Steere	No	Brian E. Steere	1/24/2012	Initial Inspection
Kentucky Fried Chicken (Broad Street)	85	Eric J. Feroldi	No	Eric J. Feroldi	5/11/2012	Follow Up
Kentucky Fried Chicken (Broad Street)	85	Eric J. Feroldi	No	Eric J. Feroldi	4/6/2012	Follow Up
Kentucky Fried Chicken (Broad Street)	85	Eric J. Feroldi	No	Eric J. Feroldi	1/31/2012	Follow Up
KFC - Mineral Spring Avenue	85	Eric J. Feroldi	No	Eric J. Feroldi	1/18/2012	Follow Up
Khan Food Services	85	Brian E. Steere	No	Brian E. Steere	8/7/2012	Initial Inspection
Khoo Kitchen	71	Nathan Arruda	No	Nathan Arruda	6/19/2012	Follow Up
Kirks Folly	11	Travis Costa	Yes	SYSTEM	10/15/2012	Sample
Kirks Folly	11	Travis Costa	Yes	SYSTEM	4/5/2012	Sample
Kirks Folly	11	Travis Costa	Yes	Travis Costa	11/30/2012	Follow Up
Kirks Folly	11	Travis Costa	Yes	Travis Costa	9/7/2012	Follow Up
Kirks Folly	11	Travis Costa	Yes	Travis Costa	6/7/2012	Annual
KJB Industries Inc.	85	Darren Dolbashian	No	Darren Dolbashian	10/23/2012	Initial Inspection
KMN, LLC	85	Eric J. Feroldi	No	Eric J. Feroldi	4/16/2012	Follow Up
Kon Asian Bistro	85	Darren Dolbashian	No	Darren Dolbashian	4/3/2012	Follow Up
Kon Asian Bistro	85	Darren Dolbashian	No	Darren Dolbashian	3/6/2012	Initial Inspection
KVRH Foods Inc.	85	Darren Dolbashian	No	Darren Dolbashian	1/24/2012	Initial Inspection
L.A. Baileys	85	Brian E. Steere	No	Brian E. Steere	2/3/2012	Initial Inspection
L.A. Baileys	85	Brian E. Steere	No	Brian E. Steere	1/6/2012	Meeting
L.D.'s Sausage Shop	85	Kyle C. Gannon	No	Kyle C. Gannon	10/31/2012	Follow Up
L.M. Hovey, LLC	46	Travis Costa	No	Travis Costa	12/3/2012	Follow Up
L.M. Hovey, LLC	46	Travis Costa	No	Travis Costa	9/27/2012	Follow Up
L.M. Hovey, LLC	46	Travis Costa	No	Travis Costa	6/27/2012	Follow Up

**Field's Point
Inspection History - 2012**

Company	Category	Engineer Assigned	Significant	Inspected By	Date	Inspection Type
La Gran Parada	85	Brian E. Steere	No	Brian E. Steere	9/17/2012	Follow Up
La Lin Coin Laundrymat	92	Brian E. Steere	No	Brian E. Steere	12/10/2012	Follow Up
La Lupita	85	Eric J. Feroldi	No	Eric J. Feroldi	6/28/2012	Follow Up
La Nuova Pizzeria	71	Nathan Arruda	No	Nathan Arruda	7/12/2012	Follow Up
La Sonrisa Restaurant (Cranston St.)	85	Kyle C. Gannon	No	Kyle C. Gannon	5/14/2012	Follow Up
Ladder 133 Inc.	85	Eric J. Feroldi	No	Brian E. Steere	3/1/2012	Initial Inspection
Lanni Restaurant Group, LLC	85	Eric J. Feroldi	No	Brian E. Steere	2/9/2012	Follow Up
LaSalle Academy	86	Darren Dolbashian	No	Eric J. Feroldi	3/15/2012	Follow Up
Laundry Club	92	Eric J. Feroldi	No	Eric J. Feroldi	4/26/2012	Follow Up
Laurelmead Cooperative Inc.	86	Kyle C. Gannon	No	Kyle C. Gannon	10/11/2012	Follow Up
Lee's Manufacturing	43	Ian E. Jardin	Yes	Ian E. Jardin	12/6/2012	Follow Up
Lee's Manufacturing	43	Ian E. Jardin	Yes	Ian E. Jardin	8/24/2012	Annual
Lee's Manufacturing	43	Ian E. Jardin	Yes	Ian E. Jardin	6/13/2012	Follow Up
Lee's Manufacturing	43	Ian E. Jardin	Yes	SYSTEM	8/6/2012	Sample
Lee's Manufacturing	43	Ian E. Jardin	Yes	SYSTEM	4/17/2012	Sample
Lee's Manufacturing	43	Ian E. Jardin	Yes	SYSTEM	2/20/2012	Sample
Lighthouse Restaurant, Inc.	85	Brian E. Steere	No	Brian E. Steere	3/22/2012	Follow Up
Lima Elementary School	86	Eric J. Feroldi	No	Eric J. Feroldi	3/6/2012	Follow Up
Lima Subs, LLC	85	Darren Dolbashian	No	Darren Dolbashian	1/31/2012	Follow Up
L'Image, Inc.	42	Kyle C. Gannon	No	Kyle C. Gannon	12/4/2012	Follow Up
L'Image, Inc.	42	Kyle C. Gannon	No	Kyle C. Gannon	6/11/2012	Follow Up
Little Caesars Pizza	85	Eric J. Feroldi	No	Brian E. Steere	11/30/2012	Initial Inspection
Liv Restaurant	71	Eric J. Feroldi	No	Eric J. Feroldi	3/30/2012	Follow Up
Liv Restaurant	71	Eric J. Feroldi	No	Nathan Arruda	11/23/2012	Follow Up
LM Taco RI	85	Darren Dolbashian	No	Darren Dolbashian	7/6/2012	Follow Up
LNP Enterprises, Inc.	85	Kyle C. Gannon	No	Kyle C. Gannon	1/9/2012	Follow Up
LNP Enterprises, Inc.	85	Nathan Arruda	No	Nathan Arruda	11/16/2012	Follow Up
Long River Restaurant	85	Eric J. Feroldi	No	Eric J. Feroldi	4/3/2012	Initial Inspection
Lucky Garden	85	Kyle C. Gannon	No	Kyle C. Gannon	5/8/2012	Follow Up
Lucky Station BBQ Restaurant LLC	85	Eric J. Feroldi	No	Eric J. Feroldi	6/26/2012	Follow Up
Luigi's Gourmet Express	85	Kyle C. Gannon	No	Kyle C. Gannon	10/31/2012	Follow Up
Lynn's Dolce E Pane	81	Brian E. Steere	No	Brian E. Steere	3/12/2012	Follow Up
Lynn's Dolce E Pane	81	Brian E. Steere	No	Brian E. Steere	3/2/2012	Follow Up
Mad Ernies Homemade Ice Cream	71	Eric J. Feroldi	No	Eric J. Feroldi	3/27/2012	Follow Up
Magic Gas & Carwash, Inc.	97	Kyle C. Gannon	No	Kyle C. Gannon	11/5/2012	Follow Up
Mahr Federal Inc	52	Nathan P. Daggett	No	Nathan P. Daggett	12/10/2012	Follow Up
Mahr Federal Inc	52	Nathan P. Daggett	No	Nathan P. Daggett	6/11/2012	Follow Up
Mahr Federal Inc.	11	Nathan P. Daggett	Yes	Nathan P. Daggett	12/10/2012	Follow Up
Mahr Federal Inc.	11	Nathan P. Daggett	Yes	Nathan P. Daggett	10/22/2012	Follow Up
Mahr Federal Inc.	11	Nathan P. Daggett	Yes	Nathan P. Daggett	9/19/2012	Sample
Mahr Federal Inc.	11	Nathan P. Daggett	Yes	Nathan P. Daggett	8/21/2012	Annual
Mahr Federal Inc.	11	Nathan P. Daggett	Yes	Nathan P. Daggett	6/11/2012	Follow Up
Mahr Federal Inc.	11	Nathan P. Daggett	Yes	Nathan P. Daggett	3/6/2012	Follow Up
Mahr Federal Inc.	11	Nathan P. Daggett	Yes	SYSTEM	3/5/2012	Sample
Mainelli Tool & Die, Inc.	42	Nathan P. Daggett	No	Nathan P. Daggett	12/7/2012	Follow Up
Mainelli Tool & Die, Inc.	42	Nathan P. Daggett	No	Nathan P. Daggett	6/6/2012	Follow Up
Mark Precision, Inc.	42	Ian E. Jardin	No	Ian E. Jardin	12/3/2012	Follow Up
Mark Precision, Inc.	42	Ian E. Jardin	No	Ian E. Jardin	6/20/2012	Follow Up
Markos Automotive	97	Travis Costa	No	Travis Costa	3/21/2012	Follow Up
Matrix Casting Company, Inc.	71	Travis Costa	No	Travis Costa	5/1/2012	Follow Up
Maya Bakery	89	Brian E. Steere	No	Brian E. Steere	11/19/2012	Follow Up
Maya Guatemala, Inc.	85	Darren Dolbashian	No	Darren Dolbashian	4/12/2012	Follow Up
Mazey's Restaurant - Charles	73	Brian E. Steere	No	Brian E. Steere	11/9/2012	Follow Up
Mazey's Restaurant - Charles	73	Brian E. Steere	No	Brian E. Steere	7/12/2012	Follow Up
McCormick & Schmick Restaurant	85	Eric J. Feroldi	No	Eric J. Feroldi	8/16/2012	Follow Up
McCurdy's Junction House	71	Brian E. Steere	No	Brian E. Steere	9/17/2012	Follow Up
McDonald's - Branch Ave.	85	Eric J. Feroldi	No	Eric J. Feroldi	4/26/2012	Follow Up
MCM Technologies	74	Darren Dolbashian	No	Darren Dolbashian	12/7/2012	Initial Inspection
Mediterraneo Corp.	85	Nathan Arruda	No	Nathan Arruda	4/19/2012	Follow Up
Meller Optics, Inc.	27	Travis Costa	No	Travis Costa	12/4/2012	Follow Up
Meller Optics, Inc.	27	Travis Costa	No	Travis Costa	11/7/2012	Follow Up
Meller Optics, Inc.	27	Travis Costa	No	Travis Costa	6/18/2012	Follow Up
Metallurgical Solutions, Inc.	11	Kyle C. Gannon	Yes	Kyle C. Gannon	12/18/2012	Follow Up
Metallurgical Solutions, Inc.	11	Kyle C. Gannon	Yes	Kyle C. Gannon	10/2/2012	Annual

**Field's Point
Inspection History - 2012**

Company	Category	Engineer Assigned	Significant	Inspected By	Date	Inspection Type
Metallurgical Solutions, Inc.	11	Kyle C. Gannon	Yes	Kyle C. Gannon	6/28/2012	Follow Up
Metallurgical Solutions, Inc.	11	Kyle C. Gannon	Yes	Kyle C. Gannon	3/26/2012	Follow Up
Metallurgical Solutions, Inc.	11	Kyle C. Gannon	Yes	SYSTEM	7/18/2012	Sample
Metallurgical Solutions, Inc.	11	Kyle C. Gannon	Yes	SYSTEM	1/23/2012	Sample
Mezza LLC	71	Nathan Arruda	No	Nathan Arruda	2/21/2012	Follow Up
Mi Guatemala Restaurant	85	Brian E. Steere	No	Brian E. Steere	7/12/2012	Follow Up
Mi Quisqueya Meat Market	81	Ian E. Jardin	No	Ian E. Jardin	5/29/2012	Follow Up
Mi Quisqueya Meat Market	81	Ian E. Jardin	No	Ian E. Jardin	3/27/2012	Follow Up
Mi Sueno Inc.	85	Brian E. Steere	No	Brian E. Steere	9/7/2012	Meeting
Mi Sueno Inc.	85	Brian E. Steere	No	Brian E. Steere	8/2/2012	Follow Up
Mia's Pizzeria	71	Darren Dolbashian	No	Darren Dolbashian	8/30/2012	Follow Up
Mia's Pizzeria, Inc.	71	Brian E. Steere	No	Brian E. Steere	1/23/2012	Initial Inspection
Michael Anthony's	71	Kyle C. Gannon	No	Kyle C. Gannon	5/22/2012	Follow Up
Milad Ayad	85	Nathan Arruda	No	Nathan Arruda	2/16/2012	Follow Up
Mill Street Industrial Area	78	Nathan Dean	No	Brian E. Steere	8/30/2012	Industrial Area
Mill Street Industrial Area	78	Nathan Dean	No	Darren Dolbashian	8/30/2012	Industrial Area
Mill Street Industrial Area	78	Nathan Dean	No	Eric J. Feroldi	4/18/2012	Industrial Area
Mill Street Industrial Area	78	Nathan Dean	No	Nathan Arruda	8/30/2012	Industrial Area
Mill Street Industrial Area	78	Nathan Dean	No	Nathan P. Daggett	4/18/2012	Industrial Area
Mills Coffee Roasting Co.	89	Brian E. Steere	No	Brian E. Steere	9/18/2012	Follow Up
Minervas Pizza	85	Brian E. Steere	No	Brian E. Steere	2/9/2012	Follow Up
Ming River Chinese Restaurant	85	Darren Dolbashian	No	Darren Dolbashian	8/27/2012	Follow Up
Mita Enterprise of RI	85	Nathan Arruda	No	Nathan Arruda	7/6/2012	Follow Up
MLS, LLC	71	Brian E. Steere	No	Brian E. Steere	3/30/2012	Follow Up
Monarch Metal Finishing, Inc.	11	Ian E. Jardin	Yes	Ian E. Jardin	12/11/2012	Follow Up
Monarch Metal Finishing, Inc.	11	Ian E. Jardin	Yes	Ian E. Jardin	11/28/2012	Follow Up
Monarch Metal Finishing, Inc.	11	Ian E. Jardin	Yes	Ian E. Jardin	9/17/2012	Follow Up
Monarch Metal Finishing, Inc.	11	Ian E. Jardin	Yes	Ian E. Jardin	7/31/2012	Annual
Monarch Metal Finishing, Inc.	11	Ian E. Jardin	Yes	Ian E. Jardin	6/21/2012	Follow Up
Monarch Metal Finishing, Inc.	11	Ian E. Jardin	Yes	Ian E. Jardin	2/7/2012	Follow Up
Monarch Metal Finishing, Inc.	11	Ian E. Jardin	Yes	Nathan Dean	4/25/2012	Investigation
Monarch Metal Finishing, Inc.	11	Ian E. Jardin	Yes	SYSTEM	7/22/2012	Sample
Monarch Metal Finishing, Inc.	11	Ian E. Jardin	Yes	SYSTEM	1/23/2012	Sample
Moody Machine Products, Inc.	21	Travis Costa	No	Travis Costa	11/30/2012	Follow Up
Moody Machine Products, Inc.	21	Travis Costa	No	Travis Costa	6/21/2012	Follow Up
Moody Machine Products, Inc.	21	Travis Costa	No	Travis Costa	4/27/2012	Follow Up
Moran Transportation Industries, Inc.	52	Nathan P. Daggett	No	Nathan P. Daggett	11/21/2012	Follow Up
Moran Transportation Industries, Inc.	52	Nathan P. Daggett	No	Nathan P. Daggett	5/31/2012	Follow Up
Morgan Health Center	86	Darren Dolbashian	No	Darren Dolbashian	9/6/2012	Follow Up
Morgan Health Center	86	Darren Dolbashian	No	Darren Dolbashian	4/2/2012	Follow Up
Morgan Health Center	86	Darren Dolbashian	No	Darren Dolbashian	3/19/2012	Follow Up
Morgan Health Center	86	Darren Dolbashian	No	Darren Dolbashian	1/24/2012	Follow Up
Morgan Mill Metals, LLC	41	Ian E. Jardin	No	Ian E. Jardin	12/6/2012	Follow Up
Morgan Mill Metals, LLC	41	Ian E. Jardin	No	Ian E. Jardin	6/4/2012	Follow Up
Morgan Mill Metals, LLC	41	Ian E. Jardin	No	Ian E. Jardin	3/13/2012	Follow Up
Morvillo & Sons, Inc	43	Travis Costa	No	Travis Costa	12/7/2012	Follow Up
Morvillo & Sons, Inc	43	Travis Costa	No	Travis Costa	6/21/2012	Follow Up
Motiva Enterprises, LLC	37	Travis Costa	No	Travis Costa	12/7/2012	Follow Up
Motiva Enterprises, LLC	37	Travis Costa	No	Travis Costa	6/19/2012	Follow Up
Mt. Fuji Japanese Steak House	85	Darren Dolbashian	No	Darren Dolbashian	3/8/2012	Initial Inspection
Mt. Fuji Japanese Steak House	85	Darren Dolbashian	No	Kerry M. Britt	3/7/2012	Meeting
Mutual Metals/Mutual Cornell	43	Ian E. Jardin	No	Ian E. Jardin	12/3/2012	Follow Up
Mutual Metals/Mutual Cornell	43	Ian E. Jardin	No	Ian E. Jardin	6/5/2012	Follow Up
N.E. Testing Laboratory, Inc.	95	Kyle C. Gannon	No	Kyle C. Gannon	8/22/2012	Follow Up
Nabsys	95	Ian E. Jardin	No	Ian E. Jardin	2/28/2012	Initial Inspection
Nancy's Fancies	85	Brian E. Steere	No	Brian E. Steere	11/23/2012	Follow Up
Nancy's Fancies	85	Brian E. Steere	No	Brian E. Steere	6/8/2012	Follow Up
Nara, LLC	85	Eric J. Feroldi	No	Eric J. Feroldi	4/27/2012	Follow Up
Narr. Electric (Allens Ave.)	44	Nathan P. Daggett	No	Kyle C. Gannon	4/2/2012	Investigation
Narr. Electric (Allens Ave.)	44	Nathan P. Daggett	No	Nathan P. Daggett	12/21/2012	Follow Up
Narr. Electric-Melrose Chiller	51	Nathan P. Daggett	No	Nathan P. Daggett	12/21/2012	Follow Up
Narragansett Improvement Co.	35	Ian E. Jardin	No	Ian E. Jardin	12/18/2012	Follow Up
Narragansett Improvement Co.	35	Ian E. Jardin	No	Ian E. Jardin	6/21/2012	Follow Up
Narragansett Jewelry	11	Ian E. Jardin	Yes	Ian E. Jardin	12/14/2012	Follow Up

**Field's Point
Inspection History - 2012**

Company	Category	Engineer Assigned	Significant	Inspected By	Date	Inspection Type
Narragansett Jewelry	11	Ian E. Jardin	Yes	Ian E. Jardin	6/13/2012	Annual
Narragansett Jewelry	11	Ian E. Jardin	Yes	Ian E. Jardin	2/28/2012	Follow Up
Narragansett Jewelry	11	Ian E. Jardin	Yes	SYSTEM	8/14/2012	Sample
Narragansett Jewelry	11	Ian E. Jardin	Yes	SYSTEM	7/23/2012	Sample
Narragansett Jewelry	11	Ian E. Jardin	Yes	SYSTEM	2/6/2012	Sample
Naseeb Corporation	85	Darren Dolbashian	No	Darren Dolbashian	2/14/2012	Follow Up
National Amusements, Inc.	99	Brian E. Steere	No	Brian E. Steere	1/24/2012	Follow Up
Never Spring, LLC	85	Darren Dolbashian	No	Darren Dolbashian	7/25/2012	Follow Up
New Rivers Restaurant Group Inc.	85	Brian E. Steere	No	Brian E. Steere	7/9/2012	Initial Inspection
New Wing Kee B-B-Q & Poultry	85	Brian E. Steere	No	Brian E. Steere	2/9/2012	Follow Up
Newport Creamery, LLC	71	Brian E. Steere	No	Brian E. Steere	7/30/2012	Follow Up
Newport West	85	Darren Dolbashian	No	Darren Dolbashian	7/16/2012	Follow Up
NGC INC.	81	Nathan Arruda	No	SYSTEM	9/10/2012	Sample
NGC INC.	81	Nathan Arruda	No	SYSTEM	4/25/2012	Sample
Nicholas D. Iannuccilli, M.D.	94	Travis Costa	No	Travis Costa	7/18/2012	Follow Up
Nick's Auto Body, Inc.	97	Nathan Arruda	No	Nathan Arruda	12/27/2012	Follow Up
Nicks on Broadway	85	Brian E. Steere	No	Brian E. Steere	1/5/2012	Follow Up
Nordstrom, Inc.	85	Darren Dolbashian	No	Darren Dolbashian	12/31/2012	Follow Up
North Main Street Auto Wash	97	Nathan Arruda	No	Nathan Arruda	4/10/2012	Follow Up
Northeast Environmental	95	Kyle C. Gannon	No	Kyle C. Gannon	8/22/2012	Follow Up
Northeast Remsco Construction, Inc.	40	Nathan Dean	No	Nathan Dean	12/20/2012	Annual
Northeast Remsco Construction, Inc.	40	Nathan Dean	No	Nathan Dean	10/5/2012	Meeting
Northeast Remsco Construction, Inc.	40	Nathan Dean	No	Nathan Dean	8/23/2012	Meeting
Northeast Remsco Construction, Inc.	40	Nathan Dean	No	Nathan Dean	8/16/2012	Meeting
Northeast Remsco Construction, Inc.	40	Nathan Dean	No	Nathan Dean	8/8/2012	Meeting
Northland Environmental LLC	43	Nathan P. Daggett	No	Nathan P. Daggett	11/21/2012	Follow Up
Northland Environmental LLC	43	Nathan P. Daggett	No	Nathan P. Daggett	6/12/2012	Follow Up
Ocean Bay Candle Company	71	Travis Costa	No	Abigail Bernier	8/1/2012	Follow Up
Ocean State Laundry	92	Travis Costa	No	Travis Costa	7/25/2012	Initial Inspection
Ocean State Laundry Services	71	Travis Costa	No	Travis Costa	7/25/2012	Follow Up
Ocean State Laundry Services	71	Travis Costa	No	Travis Costa	1/31/2012	Follow Up
Ocean State Metals, Inc.	46	Travis Costa	No	Travis Costa	12/4/2012	Follow Up
Ocean State Metals, Inc.	46	Travis Costa	No	Travis Costa	6/19/2012	Follow Up
Ocean State Peeled Potatoes	81	Kyle C. Gannon	No	Kyle C. Gannon	11/28/2012	Follow Up
Ocean State Peeled Potatoes	81	Kyle C. Gannon	No	SYSTEM	10/22/2012	Sample
Ocean State Peeled Potatoes	81	Kyle C. Gannon	No	SYSTEM	8/2/2012	Sample
Ocean State Peeled Potatoes	81	Kyle C. Gannon	No	SYSTEM	3/12/2012	Sample
Olneyville Pizza	71	Darren Dolbashian	No	Darren Dolbashian	1/3/2012	Follow Up
Optum Caretracker	60	Nathan P. Daggett	No	Nathan P. Daggett	3/21/2012	Initial Inspection
Original N.Y. System Rrestaurant	85	Eric J. Feroldi	No	Eric J. Feroldi	2/29/2012	Follow Up
Original Palmieri's Bakery	85	Nathan Arruda	No	Nathan Arruda	5/8/2012	Follow Up
Ortiz Place	71	Darren Dolbashian	No	Darren Dolbashian	3/13/2012	Follow Up
P & D Incorporated	74	Nathan Arruda	No	Nathan Arruda	10/3/2012	Initial Inspection
P.F. Chang's China Bistro, Inc.	85	Kyle C. Gannon	No	Kyle C. Gannon	3/27/2012	Initial Inspection
Panaderia & Restaurante Centroamericano	85	Darren Dolbashian	No	Darren Dolbashian	9/12/2012	Follow Up
Panaderia El Paisano	82	Nathan Arruda	No	Nathan Arruda	2/10/2012	Meeting
Pane E Vino	85	Darren Dolbashian	No	Darren Dolbashian	2/3/2012	Follow Up
Parity Laundry, Inc.	92	Eric J. Feroldi	No	Eric J. Feroldi	4/26/2012	Follow Up
Pasha Lounge	85	Darren Dolbashian	No	Darren Dolbashian	9/28/2012	Initial Inspection
Pasha Lounge	85	Darren Dolbashian	No	Darren Dolbashian	9/27/2012	Meeting
Passionflower, Inc.	85	Nathan Arruda	No	Nathan Arruda	3/2/2012	Follow Up
Patrician Corp. / Mr. Ralph's	92	Brian E. Steere	No	Brian E. Steere	3/2/2012	Follow Up
Paul Cuffee High School	86	Eric J. Feroldi	No	Eric J. Feroldi	3/16/2012	Follow Up
Paul Cuffee High School	86	Eric J. Feroldi	No	Nathan Arruda	10/2/2012	Follow Up
Paul Cuffee School	86	Eric J. Feroldi	No	Eric J. Feroldi	3/15/2012	Follow Up
Paul's Dry Cleaning Services, Inc.	92	Eric J. Feroldi	No	Darren Dolbashian	9/27/2012	Meeting
Paul's Dry Cleaning Services, Inc.	92	Eric J. Feroldi	No	Eric J. Feroldi	2/15/2012	Follow Up
Pauly Penta's Italian Deli	85	Eric J. Feroldi	No	Eric J. Feroldi	7/12/2012	Follow Up
Pediatric Dentistry	94	Nathan Arruda	No	Nathan Arruda	4/4/2012	Follow Up
Pennine Funeral Home	96	Kyle C. Gannon	No	Kyle C. Gannon	7/25/2012	Follow Up
Periodontics, Inc.	94	Kyle C. Gannon	No	Kyle C. Gannon	11/13/2012	Follow Up
Periodontics, Inc.	94	Kyle C. Gannon	No	Kyle C. Gannon	1/23/2012	Initial Inspection
Pescatore's Seafood, Inc.	81	Brian E. Steere	No	Brian E. Steere	7/6/2012	Follow Up
Pescatore's Seafood, Inc.	81	Brian E. Steere	No	Brian E. Steere	1/19/2012	Follow Up

**Field's Point
Inspection History - 2012**

Company	Category	Engineer Assigned	Significant	Inspected By	Date	Inspection Type
Pezzeli Nursing Center	86	Eric J. Feroldi	No	Brian E. Steere	10/15/2012	Follow Up
PG Foods Inc.	85	Darren Dolbashian	No	Darren Dolbashian	2/14/2012	Initial Inspection
PHAT BOYZ	85	Eric J. Feroldi	No	Eric J. Feroldi	6/12/2012	Follow Up
Philip Barr, DDS	94	Eric J. Feroldi	No	Eric J. Feroldi	2/14/2012	Follow Up
Philip J. Correia, D.D.S.	94	Eric J. Feroldi	No	Eric J. Feroldi	2/29/2012	Follow Up
Pho Horn's Inc.	85	Brian E. Steere	No	Brian E. Steere	8/28/2012	Follow Up
Phoenix Dragon Restaurant	85	Eric J. Feroldi	No	Eric J. Feroldi	3/13/2012	Follow Up
Pilgrim Screw Corporation	11	Ian E. Jardin	Yes	Ian E. Jardin	12/6/2012	Follow Up
Pilgrim Screw Corporation	11	Ian E. Jardin	Yes	Ian E. Jardin	7/25/2012	Annual
Pilgrim Screw Corporation	11	Ian E. Jardin	Yes	Ian E. Jardin	6/13/2012	Follow Up
Pilgrim Screw Corporation	11	Ian E. Jardin	Yes	SYSTEM	7/18/2012	Sample
Pilgrim Screw Corporation	11	Ian E. Jardin	Yes	SYSTEM	4/2/2012	Sample
Pine Street Ventures, LLC	71	Brian E. Steere	No	Brian E. Steere	7/24/2012	Follow Up
Pito's Restaurant #2	85	Nathan Arruda	No	Nathan Arruda	3/13/2012	Follow Up
Pizza Palace	85	Eric J. Feroldi	No	Eric J. Feroldi	5/24/2012	Follow Up
Pizza Roma	71	Nathan Arruda	No	Nathan Arruda	4/10/2012	Follow Up
Pizzeria Gusto, Inc.	85	Brian E. Steere	No	Brian E. Steere	2/9/2012	Follow Up
Pizzico Restaurante	85	Nathan Arruda	No	Nathan Arruda	12/6/2012	Follow Up
Plasticast, Inc.	42	Travis Costa	No	Travis Costa	11/30/2012	Follow Up
Plasticast, Inc.	42	Travis Costa	No	Travis Costa	6/11/2012	Follow Up
Plasticast, Inc.	42	Travis Costa	No	Travis Costa	5/23/2012	Follow Up
Pocasset Bay Manor	86	Nathan Arruda	No	Nathan Arruda	10/2/2012	Follow Up
Pocasset Mill Complex	78	Nathan Dean	No	Eric J. Feroldi	2/21/2012	Industrial Area
Pocasset Mill Complex	78	Nathan Dean	No	Ian E. Jardin	2/21/2012	Industrial Area
Popeye's Chicken	85	Kyle C. Gannon	No	Kyle C. Gannon	3/20/2012	Follow Up
Popeye's Chicken and Biscuits	85	Brian E. Steere	No	Brian E. Steere	1/24/2012	Follow Up
Portion Meat Associates, Inc.	81	Nathan Arruda	No	Nathan Arruda	6/19/2012	Follow Up
Portland Transmission	42	Kyle C. Gannon	No	Kyle C. Gannon	12/18/2012	Follow Up
Portland Transmission	42	Kyle C. Gannon	No	Kyle C. Gannon	6/21/2012	Follow Up
Precision Industries, Inc.	41	Travis Costa	No	Travis Costa	12/4/2012	Follow Up
Precision Industries, Inc.	41	Travis Costa	No	Travis Costa	6/19/2012	Follow Up
Precision Industries, Inc.	41	Travis Costa	No	Travis Costa	3/19/2012	Follow Up
Price Rite	82	Eric J. Feroldi	No	Eric J. Feroldi	2/2/2012	Follow Up
PRII, LP	85	Brian E. Steere	No	Brian E. Steere	5/1/2012	Follow Up
PRII, LP	85	Brian E. Steere	No	Brian E. Steere	4/16/2012	Follow Up
PRII, LP	85	Brian E. Steere	No	Brian E. Steere	1/5/2012	Follow Up
Prince Enameling Company, Inc.	41	Darren Dolbashian	No	Darren Dolbashian	12/4/2012	Follow Up
Prince Enameling Company, Inc.	41	Darren Dolbashian	No	Darren Dolbashian	6/5/2012	Follow Up
Promenade Area	78	Nathan Dean	No	Darren Dolbashian	5/3/2012	Industrial Area
Promenade Area	78	Nathan Dean	No	Eric J. Feroldi	5/3/2012	Industrial Area
Proprint Incorporated	93	Travis Costa	No	Travis Costa	1/11/2012	Follow Up
Prov. College- Albertus Magnus/Sowa Hall	95	Nathan P. Daggett	No	Nathan P. Daggett	4/17/2012	Follow Up
Prov. College-Peterson Recreation Center	89	Nathan P. Daggett	No	Nathan P. Daggett	4/17/2012	Follow Up
Prov. Journal Co. - Production Facility	24	Travis Costa	Yes	SYSTEM	9/25/2012	Sample
Prov. Journal Co. - Production Facility	24	Travis Costa	Yes	Travis Costa	11/30/2012	Follow Up
Prov. Journal Co. - Production Facility	24	Travis Costa	Yes	Travis Costa	8/28/2012	Annual
Prov. Journal Co. - Production Facility	24	Travis Costa	Yes	Travis Costa	6/19/2012	Follow Up
Prov. Journal Co. - Production Facility	24	Travis Costa	Yes	Travis Costa	5/23/2012	Follow Up
Prov. Journal Co. - Production Facility	24	Travis Costa	Yes	Travis Costa	5/23/2012	Sample
Prov. Journal Co. - Production Facility	24	Travis Costa	Yes	Travis Costa	1/12/2012	Follow Up
Providence Auto Body, Inc.	97	Travis Costa	No	Travis Costa	3/20/2012	Follow Up
Providence Career & Technical Academy	74	Eric J. Feroldi	No	Eric J. Feroldi	3/9/2012	Initial Inspection
Providence Coal Fired Pizza	85	Darren Dolbashian	No	Darren Dolbashian	5/9/2012	Follow Up
Providence Coal Fired Pizza	85	Darren Dolbashian	No	Darren Dolbashian	3/20/2012	Initial Inspection
Providence College - Alumni Hall	86	Nathan P. Daggett	No	Nathan P. Daggett	4/17/2012	Follow Up
Providence College - Ceramics	89	Nathan P. Daggett	No	Nathan P. Daggett	4/17/2012	Follow Up
Providence College - Hickey Hall	95	Nathan P. Daggett	No	Nathan P. Daggett	4/17/2012	Follow Up
Providence College - Hunt-Cavanagh	93	Nathan P. Daggett	No	Nathan P. Daggett	4/17/2012	Follow Up
Providence College - Raymond Hall	86	Nathan P. Daggett	No	Nathan P. Daggett	4/17/2012	Follow Up
Providence College - Schneider Arena	89	Nathan P. Daggett	No	Nathan P. Daggett	4/17/2012	Follow Up
Providence College- Smith Ctr. for Arts	99	Nathan P. Daggett	No	Nathan P. Daggett	4/17/2012	Follow Up
Providence College-Power Plant	53	Nathan P. Daggett	No	Nathan P. Daggett	4/17/2012	Follow Up
Providence College-Service Building	99	Nathan P. Daggett	No	Nathan P. Daggett	4/17/2012	Follow Up
Providence Electroplating Works	41	Nathan P. Daggett	No	Nathan P. Daggett	12/7/2012	Follow Up

**Field's Point
Inspection History - 2012**

Company	Category	Engineer Assigned	Significant	Inspected By	Date	Inspection Type
Providence Electroplating Works	41	Nathan P. Daggett	No	Nathan P. Daggett	6/7/2012	Follow Up
Providence KNC, Inc.	85	Eric J. Feroldi	No	Eric J. Feroldi	4/24/2012	Follow Up
Providence Marriott	86	Nathan P. Daggett	No	Nathan P. Daggett	2/9/2012	Follow Up
Providence Oyster Bar	85	Nathan Arruda	No	Nathan Arruda	7/11/2012	Follow Up
Providence Oyster Bar	85	Nathan Arruda	No	Nathan Arruda	2/7/2012	Follow Up
Providence Place Pockets	85	Eric J. Feroldi	No	Eric J. Feroldi	3/21/2012	Initial Inspection
Providence Prime	85	Nathan Arruda	No	Nathan Arruda	7/11/2012	Follow Up
Providence Prime	85	Nathan Arruda	No	Nathan Arruda	2/7/2012	Follow Up
Providence River Animal Hospital	99	Nathan P. Daggett	No	Nathan P. Daggett	11/19/2012	Follow Up
Providence Specialty Products	34	Darren Dolbashian	Yes	Darren Dolbashian	12/10/2012	Follow Up
Providence Specialty Products	34	Darren Dolbashian	Yes	Darren Dolbashian	9/24/2012	Follow Up
Providence Specialty Products	34	Darren Dolbashian	Yes	Darren Dolbashian	6/22/2012	Follow Up
Providence Specialty Products	34	Darren Dolbashian	Yes	Darren Dolbashian	2/9/2012	Annual
Providence Specialty Products	34	Darren Dolbashian	Yes	Kerry M. Britt	10/2/2012	Follow Up
Providence Specialty Products	34	Darren Dolbashian	Yes	Kerry M. Britt	9/25/2012	Meeting
Providence Specialty Products	34	Darren Dolbashian	Yes	SYSTEM	10/15/2012	Sample
Providence Specialty Products	34	Darren Dolbashian	Yes	SYSTEM	5/21/2012	Sample
Quality Cleansers, Inc.	92	Darren Dolbashian	No	Darren Dolbashian	11/28/2012	Follow Up
Quality Seafood	81	Brian E. Steere	No	Brian E. Steere	10/19/2012	Initial Inspection
Quality Spraying Technologies	27	Darren Dolbashian	No	Darren Dolbashian	12/7/2012	Follow Up
Quality Spraying Technologies	27	Darren Dolbashian	No	Darren Dolbashian	8/23/2012	Follow Up
Quality Spraying Technologies	27	Darren Dolbashian	No	Darren Dolbashian	6/6/2012	Follow Up
Quest Diagnostics Inc. (Atwood)	95	Kyle C. Gannon	No	Kyle C. Gannon	11/28/2012	Follow Up
R. E. Sturdy Company, Inc.	11	Abigail Bernier	Yes	Abigail Bernier	8/22/2012	Follow Up
R. E. Sturdy Company, Inc.	11	Abigail Bernier	Yes	Abigail Bernier	6/6/2012	Follow Up
R. E. Sturdy Company, Inc.	11	Abigail Bernier	Yes	Abigail Bernier	2/29/2012	Annual
R. E. Sturdy Company, Inc.	11	Abigail Bernier	Yes	Abigail Bernier	2/22/2012	Follow Up
R. E. Sturdy Company, Inc.	11	Abigail Bernier	Yes	Kerry M. Britt	12/4/2012	Follow Up
R. E. Sturdy Company, Inc.	11	Abigail Bernier	Yes	Kerry M. Britt	9/5/2012	Sample
R. E. Sturdy Company, Inc.	11	Abigail Bernier	Yes	SYSTEM	1/5/2012	Sample
R.I. D.O.T.-Materials Testing	95	Ian E. Jardin	No	Ian E. Jardin	3/12/2012	Follow Up
R.I. Hospital - Hasbro Childrens	90	Nathan P. Daggett	No	Eric J. Feroldi	8/20/2012	Investigation
R.I. Publications Society	85	Brian E. Steere	No	Brian E. Steere	8/9/2012	Follow Up
R.I. Publications Society	85	Brian E. Steere	No	Brian E. Steere	2/9/2012	Follow Up
R.I.P.T.A. - Chaffee Building	37	Travis Costa	No	Travis Costa	12/17/2012	Follow Up
R.I.P.T.A. - Chaffee Building	37	Travis Costa	No	Travis Costa	6/21/2012	Follow Up
R.I.P.T.A. - Para-Transit Facility	37	Travis Costa	No	Travis Costa	12/17/2012	Follow Up
R.I.P.T.A. - Para-Transit Facility	37	Travis Costa	No	Travis Costa	6/21/2012	Follow Up
R.I.P.T.A.-New Bus Facility	37	Travis Costa	No	Travis Costa	12/17/2012	Follow Up
R.I.P.T.A.-New Bus Facility	37	Travis Costa	No	Travis Costa	6/21/2012	Follow Up
Radiology Associates, Inc.	60	Nathan Arruda	No	Nathan Arruda	3/30/2012	Follow Up
Rangina, Inc.	85	Darren Dolbashian	No	Darren Dolbashian	4/2/2012	Follow Up
Ran-Zan	85	Darren Dolbashian	No	Darren Dolbashian	4/10/2012	Follow Up
RCR Group Inc.	85	Brian E. Steere	No	Brian E. Steere	8/9/2012	Follow Up
RCSH Operations, LLC	85	Darren Dolbashian	No	Darren Dolbashian	2/9/2012	Follow Up
Real's Fine Italian Cuisine	85	Eric J. Feroldi	No	Eric J. Feroldi	4/27/2012	Follow Up
Red Ginger	85	Kyle C. Gannon	No	Kyle C. Gannon	3/22/2012	Follow Up
Red Stripe East Side, LLC.	85	Nathan Arruda	No	Nathan Arruda	5/8/2012	Follow Up
Reservoir Triangle	78	Nathan Dean	No	Darren Dolbashian	6/27/2012	Industrial Area
Reservoir Triangle	78	Nathan Dean	No	Eric J. Feroldi	6/27/2012	Industrial Area
Reyes Food Market	82	Nathan Arruda	No	Nathan Arruda	3/13/2012	Follow Up
Rhode Island Billiards Club	85	Brian E. Steere	No	Brian E. Steere	4/24/2012	Follow Up
Rhode Island Blood Center	95	Brian E. Steere	No	Brian E. Steere	3/1/2012	Follow Up
Rhode Island Chemical Corporation	43	Travis Costa	No	Travis Costa	12/7/2012	Follow Up
Rhode Island Chemical Corporation	43	Travis Costa	No	Travis Costa	8/17/2012	Follow Up
Rhode Island Chemical Corporation	43	Travis Costa	No	Travis Costa	6/18/2012	Follow Up
Rhode Island Chemical Corporation	43	Travis Costa	No	Travis Costa	3/6/2012	Follow Up
Rhode Island Chemical Corporation	43	Travis Costa	No	Travis Costa	2/16/2012	Follow Up
Rhode Island College - Connection 1	89	Brian E. Steere	No	Brian E. Steere	5/25/2012	Follow Up
Rhode Island College - Connection 2	43	Brian E. Steere	No	Brian E. Steere	12/19/2012	Follow Up
Rhode Island College - Connection 2	43	Brian E. Steere	No	Brian E. Steere	5/25/2012	Follow Up
Rhode Island College - Connection 3	99	Brian E. Steere	No	Brian E. Steere	12/19/2012	Follow Up
Rhode Island College - Connection 4	86	Brian E. Steere	No	Brian E. Steere	12/19/2012	Follow Up
Rhode Island Convention Center	86	Kyle C. Gannon	No	Kyle C. Gannon	2/7/2012	Follow Up

**Field's Point
Inspection History - 2012**

Company	Category	Engineer Assigned	Significant	Inspected By	Date	Inspection Type
Rhode Island Favorite Chicken III, LLC	85	Brian E. Steere	No	Brian E. Steere	8/9/2012	Follow Up
Rhode Island Heat Treating Co.	51	Nathan P. Daggett	No	Darren Dolbashian	6/20/2012	Follow Up
Rhode Island Heat Treating Co.	51	Nathan P. Daggett	No	Nathan P. Daggett	12/5/2012	Follow Up
Rhode Island Hospital	90	Nathan P. Daggett	No	Eric J. Feroldi	8/20/2012	Investigation
Rhode Island Hospital	90	Nathan P. Daggett	No	Eric J. Feroldi	5/14/2012	Follow Up
Rhode Island Hospital	90	Nathan P. Daggett	No	Nathan P. Daggett	10/16/2012	Follow Up
Rhode Island Provision Company	81	Kyle C. Gannon	No	Kyle C. Gannon	5/17/2012	Follow Up
Rhode Rockets Inc.	85	Nathan Arruda	No	Nathan Arruda	1/24/2012	Follow Up
Ribs and Company	85	Nathan Arruda	No	Nathan Arruda	11/30/2012	Follow Up
Ribs and Company	85	Nathan Arruda	No	Nathan Arruda	11/29/2012	Follow Up
Rich Group	52	Travis Costa	No	Travis Costa	11/21/2012	Follow Up
Rich Group	52	Travis Costa	No	Travis Costa	7/17/2012	Follow Up
Rich Group	52	Travis Costa	No	Travis Costa	5/17/2012	Initial Inspection
Rico Sazon II	85	Darren Dolbashian	No	Darren Dolbashian	7/25/2012	Follow Up
RISD - 15 Westminster Street	86	Kyle C. Gannon	No	Kyle C. Gannon	7/10/2012	Follow Up
RISD - Auditorium	84	Kyle C. Gannon	No	Kyle C. Gannon	2/28/2012	Follow Up
RISD - Bank Building	99	Kyle C. Gannon	No	Kyle C. Gannon	2/28/2012	Follow Up
RISD - Bayard-Ewing Building	99	Kyle C. Gannon	No	Kyle C. Gannon	7/10/2012	Follow Up
RISD - Benson Hall	24	Kyle C. Gannon	No	Kyle C. Gannon	12/11/2012	Follow Up
RISD - Benson Hall	24	Kyle C. Gannon	No	Kyle C. Gannon	7/10/2012	Follow Up
RISD - Central Power Plant	52	Kyle C. Gannon	No	Kyle C. Gannon	12/11/2012	Follow Up
RISD - Central Power Plant	52	Kyle C. Gannon	No	Kyle C. Gannon	7/10/2012	Follow Up
RISD - College Building	23	Kyle C. Gannon	No	Kyle C. Gannon	12/11/2012	Follow Up
RISD - College Building	23	Kyle C. Gannon	No	Kyle C. Gannon	7/10/2012	Follow Up
RISD - Design Center	93	Kyle C. Gannon	No	Kyle C. Gannon	2/28/2012	Follow Up
RISD - Dexter House Garage	99	Kyle C. Gannon	No	Kyle C. Gannon	2/28/2012	Follow Up
RISD - East Hall	86	Kyle C. Gannon	No	Kyle C. Gannon	2/28/2012	Follow Up
RISD - Fletcher Building	99	Kyle C. Gannon	No	Kyle C. Gannon	7/10/2012	Follow Up
RISD - Homer Hall	86	Kyle C. Gannon	No	Kyle C. Gannon	2/28/2012	Follow Up
RISD - Industrial Design Building	99	Kyle C. Gannon	No	Kyle C. Gannon	7/10/2012	Follow Up
RISD - Market House	84	Kyle C. Gannon	No	Kyle C. Gannon	2/28/2012	Follow Up
RISD - Mason (CIT) Building	99	Kyle C. Gannon	No	Kyle C. Gannon	7/10/2012	Follow Up
RISD - Memorial Hall	99	Kyle C. Gannon	No	Kyle C. Gannon	2/28/2012	Follow Up
RISD - Metcalf Building	43	Kyle C. Gannon	No	Kyle C. Gannon	12/11/2012	Follow Up
RISD - Metcalf Building	43	Kyle C. Gannon	No	Kyle C. Gannon	7/10/2012	Follow Up
RISD - Nickerson Hall	86	Kyle C. Gannon	No	Kyle C. Gannon	2/28/2012	Follow Up
RISD - Refectory	85	Kyle C. Gannon	No	Kyle C. Gannon	2/28/2012	Follow Up
RISD - South Hall	86	Kyle C. Gannon	No	Kyle C. Gannon	2/28/2012	Follow Up
RISD - Washington Building	99	Kyle C. Gannon	No	Kyle C. Gannon	2/28/2012	Follow Up
RISD - Waterman Building	99	Kyle C. Gannon	No	Kyle C. Gannon	2/28/2012	Follow Up
RISD - Winston Clock Tower	53	Kyle C. Gannon	No	Kyle C. Gannon	12/11/2012	Follow Up
RISD - Winston Clock Tower	53	Kyle C. Gannon	No	Kyle C. Gannon	7/10/2012	Follow Up
RISD-Colonial Apartments	86	Kyle C. Gannon	No	Kyle C. Gannon	2/28/2012	Follow Up
RISD-Illustration Studios Building	84	Kyle C. Gannon	No	Kyle C. Gannon	2/28/2012	Follow Up
RISD-What Cheer Garage	84	Kyle C. Gannon	No	Kyle C. Gannon	7/10/2012	Follow Up
River Avenue Industrial Area	78	Nathan Dean	No	Darren Dolbashian	2/29/2012	Follow Up
River Avenue Industrial Area	78	Nathan Dean	No	Ian E. Jardin	2/29/2012	Industrial Area
RJC Enterprises, LLC	85	Darren Dolbashian	No	Darren Dolbashian	5/14/2012	Initial Inspection
Roberts Deli	71	Brian E. Steere	No	Brian E. Steere	9/17/2012	Follow Up
Roberts Deli	71	Brian E. Steere	No	Brian E. Steere	6/11/2012	Follow Up
Roberts Deli	71	Brian E. Steere	No	Brian E. Steere	4/24/2012	Follow Up
Robert's Deli	74	Brian E. Steere	No	Brian E. Steere	11/30/2012	Initial Inspection
Roberts Polishing	46	Kyle C. Gannon	No	Kyle C. Gannon	12/10/2012	Follow Up
Roberts Polishing	46	Kyle C. Gannon	No	Kyle C. Gannon	6/4/2012	Follow Up
Roger Williams Hospital	90	Nathan P. Daggett	No	Nathan P. Daggett	1/26/2012	Follow Up
Roma LLC	85	Brian E. Steere	No	Brian E. Steere	6/8/2012	Follow Up
Ronzio Pizza	85	Eric J. Feroldi	No	Eric J. Feroldi	1/9/2012	Follow Up
Rosa Mia Pizza and More	85	Brian E. Steere	No	Brian E. Steere	6/12/2012	Follow Up
Rosco Manufacturing, LLC	74	Darren Dolbashian	No	Darren Dolbashian	12/7/2012	Initial Inspection
Roundgrille, Inc.	85	Nathan Arruda	No	Nathan Arruda	8/28/2012	Follow Up
Royal Little Drive Industrial Park	78	Nathan Dean	No	Nathan Arruda	3/21/2012	Industrial Area
Royal Little Drive Industrial Park	78	Nathan Dean	No	Nathan P. Daggett	3/21/2012	Industrial Area
Ruby Tuesday #4628	85	Darren Dolbashian	No	Darren Dolbashian	8/3/2012	Follow Up
Ruby Tuesday #4628	85	Darren Dolbashian	No	Darren Dolbashian	7/17/2012	Follow Up

**Field's Point
Inspection History - 2012**

Company	Category	Engineer Assigned	Significant	Inspected By	Date	Inspection Type
RVS Mfg. Co.	41	Travis Costa	No	Travis Costa	12/6/2012	Follow Up
RVS Mfg. Co.	41	Travis Costa	No	Travis Costa	6/18/2012	Follow Up
S&D Eddy, LLC	85	Brian E. Steere	No	Brian E. Steere	12/19/2012	Follow Up
S.B. Winsor Dairy	84	Nathan P. Daggett	No	Nathan P. Daggett	1/18/2012	Follow Up
Sage Manufacturing Company, Inc.	43	Ian E. Jardin	No	Ian E. Jardin	12/6/2012	Follow Up
Sage Manufacturing Company, Inc.	43	Ian E. Jardin	No	Ian E. Jardin	6/13/2012	Follow Up
Sakura Japan	85	Kyle C. Gannon	No	Kyle C. Gannon	1/24/2012	Initial Inspection
Sala Cruz	85	Brian E. Steere	No	Brian E. Steere	5/8/2012	Follow Up
Salon Bar LLC	85	Brian E. Steere	No	Brian E. Steere	7/6/2012	Follow Up
Salvatore Mancini Resource and Activity	86	Eric J. Feroldi	No	Brian E. Steere	10/15/2012	Follow Up
Sam's New York System	85	Eric J. Feroldi	No	Eric J. Feroldi	7/12/2012	Follow Up
Saptagiri LLC	85	Darren Dolbashian	No	Darren Dolbashian	4/24/2012	Initial Inspection
Sbarro	85	Brian E. Steere	No	Brian E. Steere	3/27/2012	Follow Up
Sbarro	85	Brian E. Steere	No	Nathan Arruda	1/24/2012	Initial Inspection
SCI RI Funeral Services LLC	96	Brian E. Steere	No	Brian E. Steere	6/8/2012	Initial Inspection
Scialo Bakery	81	Nathan Arruda	No	Nathan Arruda	11/19/2012	Follow Up
Scialo Bakery	81	Nathan Arruda	No	Nathan Arruda	6/8/2012	Investigation
Scialo Bakery	81	Nathan Arruda	No	Nathan Arruda	4/19/2012	Follow Up
Scrambler's II, Inc.	85	Brian E. Steere	No	Brian E. Steere	12/19/2012	Follow Up
Seafood Shack	71	Brian E. Steere	No	Brian E. Steere	2/3/2012	Follow Up
Second Generation, LLC	85	Darren Dolbashian	No	Darren Dolbashian	6/19/2012	Initial Inspection
Segrob Inc.	85	Eric J. Feroldi	No	Eric J. Feroldi	3/13/2012	Follow Up
Seven Stars Bakery	85	Kyle C. Gannon	No	Kyle C. Gannon	8/30/2012	Follow Up
Seven Stars Bakery (Broadway)	85	Kyle C. Gannon	No	Kyle C. Gannon	1/17/2012	Initial Inspection
Shanghai Restaurant	85	Darren Dolbashian	No	Darren Dolbashian	8/14/2012	Follow Up
Shank/Balfour Beatty	40	Nathan Dean	Yes	Nathan Dean	12/20/2012	Annual
Shank/Balfour Beatty	40	Nathan Dean	Yes	Nathan Dean	11/28/2012	Sample
Shank/Balfour Beatty	40	Nathan Dean	Yes	Nathan Dean	11/20/2012	Initial Inspection
Shank/Balfour Beatty	40	Nathan Dean	Yes	Nathan Dean	8/7/2012	Meeting
Shank/Balfour Beatty	40	Nathan Dean	Yes	SYSTEM	11/21/2012	Sample
Shark Sushi Bar & Grill	85	Eric J. Feroldi	No	Eric J. Feroldi	3/19/2012	Follow Up
Shaw's Supermarket Store #194	82	Brian E. Steere	No	Brian E. Steere	11/9/2012	Follow Up
Shaw's Supermarket Store #194	82	Brian E. Steere	No	Eric J. Feroldi	2/2/2012	Follow Up
Shell Oil Company	97	Darren Dolbashian	No	Darren Dolbashian	10/3/2012	Follow Up
Shell Oil Products Company	97	Darren Dolbashian	No	Darren Dolbashian	10/3/2012	Follow Up
Shore's Market, Inc.	82	Eric J. Feroldi	No	Eric J. Feroldi	1/31/2012	Follow Up
Showcase Laundry South	71	Darren Dolbashian	No	Darren Dolbashian	9/6/2012	Follow Up
Showcase Laundry South	71	Darren Dolbashian	No	Darren Dolbashian	8/6/2012	Follow Up
Sidebar Inc. LLC	85	Darren Dolbashian	No	Darren Dolbashian	2/2/2012	Follow Up
Silver Spring Auto Body	60	Brian E. Steere	No	Brian E. Steere	2/3/2012	Initial Inspection
Simplex Engine & Machine, Inc.	42	Kyle C. Gannon	No	Kyle C. Gannon	12/18/2012	Follow Up
Simplex Engine & Machine, Inc.	42	Kyle C. Gannon	No	Kyle C. Gannon	6/20/2012	Follow Up
Sims Metal Management	60	Kerry M. Britt	No	Kerry M. Britt	3/13/2012	Initial Inspection
Sin, LLC	81	Brian E. Steere	No	Brian E. Steere	8/9/2012	Follow Up
Sin, LLC	81	Brian E. Steere	No	Brian E. Steere	2/9/2012	Follow Up
Skarr	85	Darren Dolbashian	No	Darren Dolbashian	11/21/2012	Initial Inspection
Smith Hill Laundromat	92	Darren Dolbashian	No	Darren Dolbashian	3/16/2012	Follow Up
Snookers Inc.	85	Brian E. Steere	No	Brian E. Steere	11/30/2012	Follow Up
Soban Inc.	85	Brian E. Steere	No	Brian E. Steere	11/19/2012	Follow Up
Southside Olneyville / Dike Street	78	Nathan Dean	No	Abigail Bernier	4/17/2012	Industrial Area
Southside Olneyville / Dike Street	78	Nathan Dean	No	Kyle C. Gannon	4/17/2012	Industrial Area
Spats	85	Kyle C. Gannon	No	Kyle C. Gannon	1/19/2012	Initial Inspection
Spectrum Coatings Lab. Inc.	46	Nathan P. Daggett	No	Nathan P. Daggett	11/28/2012	Follow Up
Spectrum Coatings Lab. Inc.	46	Nathan P. Daggett	No	Nathan P. Daggett	6/7/2012	Follow Up
Speedy Auto Service by Monro	97	Kyle C. Gannon	No	Kyle C. Gannon	5/15/2012	Follow Up
Spike's Junkyard Dogs	85	Nathan Arruda	No	Nathan Arruda	11/30/2012	Follow Up
Sportsman Inn, Inc.	71	Brian E. Steere	No	Brian E. Steere	6/5/2012	Follow Up
Sportsman Inn, Inc.	71	Brian E. Steere	No	Brian E. Steere	5/31/2012	Follow Up
Sportsman Inn, Inc.	71	Brian E. Steere	No	Brian E. Steere	1/5/2012	Follow Up
Sprague Energy Corporation	52	Ian E. Jardin	No	Ian E. Jardin	12/11/2012	Follow Up
Sprague Energy Corporation	52	Ian E. Jardin	No	Ian E. Jardin	8/22/2012	Follow Up
Sprague Energy Corporation	52	Ian E. Jardin	No	Ian E. Jardin	8/21/2012	Follow Up
Sprague Energy Corporation	52	Ian E. Jardin	No	Ian E. Jardin	8/20/2012	Follow Up
Sprague Energy Corporation	52	Ian E. Jardin	No	Ian E. Jardin	6/18/2012	Follow Up

**Field's Point
Inspection History - 2012**

Company	Category	Engineer Assigned	Significant	Inspected By	Date	Inspection Type
St. Joseph Hospital (Providence)	90	Ian E. Jardin	No	Eric J. Feroldi	5/3/2012	Follow Up
Star Cleaners	92	Nathan Arruda	No	Nathan Arruda	3/12/2012	Follow Up
Starbucks Coffee Company	85	Nathan Arruda	No	Nathan Arruda	5/8/2012	Follow Up
Steakout Pizza	85	Nathan Arruda	No	Nathan Arruda	3/12/2012	Follow Up
Steakout Pizza	85	Nathan Arruda	No	Nathan Arruda	2/22/2012	Follow Up
Steere House Nursing Center	86	Nathan Arruda	No	Nathan Arruda	10/12/2012	Follow Up
Steven W. Silverberg DDS	94	Nathan Arruda	No	Nathan Arruda	10/23/2012	Follow Up
Stock Culinary Goods	85	Travis Costa	No	Travis Costa	10/25/2012	Initial Inspection
STUPELL INDUSTRIES	71	Darren Dolbashian	No	Abigail Bernier	8/1/2012	Follow Up
Subway (Atwood Ave.)	85	Eric J. Feroldi	No	Eric J. Feroldi	1/26/2012	Follow Up
Subway (Elmwood Avenue)	85	Kyle C. Gannon	No	Kyle C. Gannon	3/20/2012	Follow Up
Subway (Kennedy Plaza)	85	Kyle C. Gannon	No	Kyle C. Gannon	10/30/2012	Follow Up
Subway (Westminster Street)	85	Kyle C. Gannon	No	Kyle C. Gannon	7/23/2012	Follow Up
Subway (Weybosset Street)	85	Kyle C. Gannon	No	Kyle C. Gannon	10/30/2012	Follow Up
Subway Hussaini & Banni Bros of P.P. LLC	85	Nathan Arruda	No	Nathan Arruda	1/24/2012	Follow Up
Summit Commons Skilled Nursing & Rehab.	86	Eric J. Feroldi	No	Eric J. Feroldi	4/10/2012	Follow Up
Summit Commons Skilled Nursing & Rehab.	86	Eric J. Feroldi	No	Eric J. Feroldi	3/28/2012	Follow Up
Sunset Bar and Grille	71	Nathan Arruda	No	Nathan Arruda	9/5/2012	Follow Up
Sura 153, Inc.	85	Darren Dolbashian	No	Darren Dolbashian	5/7/2012	Follow Up
Surface Coatings Division, MFB LLC	11	Ian E. Jardin	Yes	Ian E. Jardin	12/14/2012	Follow Up
Surface Coatings Division, MFB LLC	11	Ian E. Jardin	Yes	Ian E. Jardin	8/8/2012	Annual
Surface Coatings Division, MFB LLC	11	Ian E. Jardin	Yes	Ian E. Jardin	6/20/2012	Follow Up
Surface Coatings Division, MFB LLC	11	Ian E. Jardin	Yes	Ian E. Jardin	4/2/2012	Sample
Surface Coatings Division, MFB LLC	11	Ian E. Jardin	Yes	Ian E. Jardin	2/6/2012	Initial Inspection
Surface Coatings Division, MFB LLC	11	Ian E. Jardin	Yes	SYSTEM	9/17/2012	Sample
Swan Point Cemetery	97	Travis Costa	No	Travis Costa	11/19/2012	Follow Up
SWG Promotions, LLC	99	Darren Dolbashian	No	Darren Dolbashian	5/23/2012	Follow Up
SWG Promotions, LLC	99	Darren Dolbashian	No	Darren Dolbashian	3/30/2012	Initial Inspection
T.O. Nam Sausage, Inc.	81	Kyle C. Gannon	No	Kyle C. Gannon	9/26/2012	Follow Up
Taco Bell	85	Brian E. Steere	No	Brian E. Steere	3/27/2012	Follow Up
Taco Bell	85	Brian E. Steere	No	Brian E. Steere	1/24/2012	Initial Inspection
Taco Loco, Inc.	85	Eric J. Feroldi	No	Eric J. Feroldi	5/8/2012	Follow Up
Tadka India	85	Kyle C. Gannon	No	Kyle C. Gannon	2/28/2012	Meeting
Tadka India	85	Kyle C. Gannon	No	Kyle C. Gannon	1/24/2012	Initial Inspection
Technodic, Inc.	11	Ian E. Jardin	Yes	Ian E. Jardin	12/11/2012	Follow Up
Technodic, Inc.	11	Ian E. Jardin	Yes	Ian E. Jardin	11/13/2012	Annual
Technodic, Inc.	11	Ian E. Jardin	Yes	Ian E. Jardin	6/21/2012	Follow Up
Technodic, Inc.	11	Ian E. Jardin	Yes	Ian E. Jardin	3/6/2012	Follow Up
Technodic, Inc.	11	Ian E. Jardin	Yes	SYSTEM	7/16/2012	Sample
Technodic, Inc.	11	Ian E. Jardin	Yes	SYSTEM	1/5/2012	Sample
Ten Steak and Sushi	85	Eric J. Feroldi	No	Eric J. Feroldi	8/16/2012	Follow Up
Tercat Tool & Die Company, Inc.	46	Ian E. Jardin	No	Ian E. Jardin	12/3/2012	Follow Up
Tercat Tool & Die Company, Inc.	46	Ian E. Jardin	No	Ian E. Jardin	6/20/2012	Follow Up
The Abbey	85	Nathan Arruda	No	Nathan Arruda	5/10/2012	Follow Up
The Allied Group	24	Kyle C. Gannon	No	Kyle C. Gannon	12/18/2012	Follow Up
The Allied Group	24	Kyle C. Gannon	No	Kyle C. Gannon	6/20/2012	Follow Up
The Blue Cottage	71	Kyle C. Gannon	No	Kyle C. Gannon	8/30/2012	Follow Up
The Blue Cottage Restaurant	85	Kyle C. Gannon	No	Kyle C. Gannon	8/30/2012	Initial Inspection
The Bridge At Cherry Hill	86	Nathan Arruda	No	Nathan Arruda	9/25/2012	Follow Up
The Bridge At Cherry Hill	86	Nathan Arruda	No	Nathan Arruda	8/8/2012	Investigation
The Celtic Lounge	85	Nathan Arruda	No	Nathan Arruda	11/28/2012	Follow Up
The Celtic Lounge	85	Nathan Arruda	No	Nathan Arruda	7/24/2012	Follow Up
The Celtic Lounge	85	Nathan Arruda	No	Nathan Arruda	2/22/2012	Follow Up
The Cheesecake Factory Restaurants, Inc.	85	Nathan Arruda	No	Nathan Arruda	8/28/2012	Follow Up
The Foundry Associates	37	Travis Costa	No	Travis Costa	11/30/2012	Follow Up
The Foundry Associates	37	Travis Costa	No	Travis Costa	9/5/2012	Follow Up
The Foundry Associates	37	Travis Costa	No	Travis Costa	6/18/2012	Follow Up
The Genesis Center	86	Brian E. Steere	No	Brian E. Steere	11/30/2012	Follow Up
The Hotel Providence Operating Co., LLC	86	Eric J. Feroldi	No	Eric J. Feroldi	5/14/2012	Follow Up
The Ice House	85	Eric J. Feroldi	No	Eric J. Feroldi	1/31/2012	Follow Up
The Liberty Elm, LLC	85	Eric J. Feroldi	No	Eric J. Feroldi	4/17/2012	Follow Up
The Liberty Elm, LLC	85	Eric J. Feroldi	No	Eric J. Feroldi	4/12/2012	Follow Up
The McCauley House	85	Darren Dolbashian	No	Kyle C. Gannon	3/23/2012	Follow Up
The Pious Society of the Missionary St.	86	Brian E. Steere	No	Brian E. Steere	2/13/2012	Follow Up

**Field's Point
Inspection History - 2012**

Company	Category	Engineer Assigned	Significant	Inspected By	Date	Inspection Type
The Providence Center	86	Nathan Arruda	No	Nathan Arruda	10/16/2012	Follow Up
The Providence Center	86	Nathan Arruda	No	Nathan Arruda	10/16/2012	Follow Up
The Providence Cookie Bar	85	Nathan Arruda	No	Nathan Arruda	5/7/2012	Follow Up
The Providence Cookie Bar	85	Nathan Arruda	No	Nathan Arruda	1/18/2012	Follow Up
The Providence Journal Company	52	Travis Costa	No	Travis Costa	11/30/2012	Follow Up
The Providence Journal Company	52	Travis Costa	No	Travis Costa	9/5/2012	Follow Up
The Providence Journal Company	52	Travis Costa	No	Travis Costa	6/19/2012	Follow Up
The Providence Mint, Inc.	44	Ian E. Jardin	No	Darren Dolbashian	6/21/2012	Follow Up
The Providence Mint, Inc.	44	Ian E. Jardin	No	Ian E. Jardin	12/6/2012	Follow Up
The Red Fez	71	Darren Dolbashian	No	Darren Dolbashian	10/23/2012	Follow Up
The Roi	85	Travis Costa	No	Travis Costa	10/11/2012	Follow Up
The Small Point Cafe	85	Kyle C. Gannon	No	Kyle C. Gannon	4/25/2012	Follow Up
The Washroom	92	Travis Costa	No	Travis Costa	1/11/2012	Follow Up
The Weyburn Cafe	85	Darren Dolbashian	No	Darren Dolbashian	9/11/2012	Follow Up
Theresa Creations, Inc.	42	Ian E. Jardin	No	Ian E. Jardin	11/29/2012	Follow Up
Theresa Creations, Inc.	42	Ian E. Jardin	No	Ian E. Jardin	6/4/2012	Follow Up
This Guy's Pizza	85	Nathan Arruda	No	Nathan Arruda	8/8/2012	Follow Up
Three Ring Cleaners	71	Ian E. Jardin	No	Ian E. Jardin	4/24/2012	Follow Up
Three Sisters, LLC	85	Travis Costa	No	Travis Costa	10/26/2012	Initial Inspection
Tina's Italian Kitchen, LLC	85	Eric J. Feroldi	No	Eric J. Feroldi	3/14/2012	Follow Up
TipC Cafe	71	Travis Costa	No	Travis Costa	9/12/2012	Follow Up
TipC Cafe	71	Travis Costa	No	Travis Costa	7/17/2012	Follow Up
TIPC Cupcakes, LLC	71	Travis Costa	No	Travis Costa	9/10/2012	Follow Up
TIPC Cupcakes, LLC	71	Travis Costa	No	Travis Costa	7/17/2012	Follow Up
TIPC Cupcakes, LLC	71	Travis Costa	No	Travis Costa	1/24/2012	Follow Up
Tockwotton Home	86	Brian E. Steere	No	Brian E. Steere	9/17/2012	Follow Up
Toledo Pizza	71	Kyle C. Gannon	No	Kyle C. Gannon	1/30/2012	Initial Inspection
Tommy's Pizza, Inc.	85	Nathan Arruda	No	Nathan Arruda	1/10/2012	Follow Up
Tool Craft Inc. / Ru-Mart Inc.	41	Ian E. Jardin	No	Ian E. Jardin	11/29/2012	Follow Up
Tool Craft Inc. / Ru-Mart Inc.	41	Ian E. Jardin	No	Ian E. Jardin	6/4/2012	Follow Up
Tool Time	85	Eric J. Feroldi	No	Eric J. Feroldi	1/13/2012	Follow Up
Tortilla Flats Restaurant	85	Nathan Arruda	No	Nathan Arruda	11/27/2012	Follow Up
Tortilla Flats Restaurant	85	Nathan Arruda	No	Nathan Arruda	11/26/2012	Follow Up
Tower Manufacturing Corp.	27	Travis Costa	No	Travis Costa	12/12/2012	Follow Up
Tower Manufacturing Corp.	27	Travis Costa	No	Travis Costa	9/10/2012	Follow Up
Tower Manufacturing Corp.	27	Travis Costa	No	Travis Costa	6/21/2012	Follow Up
Tower Manufacturing Corp.	27	Travis Costa	No	Travis Costa	4/12/2012	Follow Up
Trans-Tex	72	Darren Dolbashian	No	Darren Dolbashian	3/30/2012	Follow Up
Travelers Auto Body, Inc.	97	Eric J. Feroldi	No	Eric J. Feroldi	6/28/2012	Follow Up
Tri-Jay Company	11	Ian E. Jardin	Yes	Ian E. Jardin	11/29/2012	Follow Up
Tri-Jay Company	11	Ian E. Jardin	Yes	Ian E. Jardin	9/13/2012	Follow Up
Tri-Jay Company	11	Ian E. Jardin	Yes	Ian E. Jardin	7/18/2012	Annual
Tri-Jay Company	11	Ian E. Jardin	Yes	Ian E. Jardin	6/4/2012	Follow Up
Tri-Jay Company	11	Ian E. Jardin	Yes	Ian E. Jardin	3/13/2012	Follow Up
Tri-Jay Company	11	Ian E. Jardin	Yes	SYSTEM	7/9/2012	Sample
Tri-Jay Company	11	Ian E. Jardin	Yes	SYSTEM	4/2/2012	Sample
Trinity Brewhouse	85	Nathan Arruda	No	Nathan Arruda	8/16/2012	Follow Up
Tropical Olive Restaurant	85	Brian E. Steere	No	Brian E. Steere	5/25/2012	Follow Up
Tropical Olive Restaurant	85	Brian E. Steere	No	Brian E. Steere	3/30/2012	Initial Inspection
True Bagels	85	Darren Dolbashian	No	Darren Dolbashian	9/25/2012	Follow Up
True Bagels, Inc.	85	Darren Dolbashian	No	Darren Dolbashian	11/9/2012	Follow Up
Tuscan Grille	71	Eric J. Feroldi	No	Darren Dolbashian	11/19/2012	Initial Inspection
Twin's Pizza, Inc.	85	Brian E. Steere	No	Brian E. Steere	4/5/2012	Follow Up
Two Way Laundromat	92	Darren Dolbashian	No	Darren Dolbashian	11/29/2012	Follow Up
U.S. Post Office - VMF	37	Kyle C. Gannon	No	Kyle C. Gannon	11/30/2012	Follow Up
U.S. Post Office - VMF	37	Kyle C. Gannon	No	Kyle C. Gannon	6/14/2012	Follow Up
U.S. Postal Service - P&DC	27	Kyle C. Gannon	No	Kyle C. Gannon	12/20/2012	Follow Up
U.S. Postal Service - P&DC	27	Kyle C. Gannon	No	Kyle C. Gannon	6/14/2012	Follow Up
Umicore USA, Incorporated	22	Nathan P. Daggett	Yes	Nathan P. Daggett	12/10/2012	Follow Up
Umicore USA, Incorporated	22	Nathan P. Daggett	Yes	Nathan P. Daggett	9/19/2012	Follow Up
Umicore USA, Incorporated	22	Nathan P. Daggett	Yes	Nathan P. Daggett	5/31/2012	Annual
Umicore USA, Incorporated	22	Nathan P. Daggett	Yes	Nathan P. Daggett	5/7/2012	Sample
Umicore USA, Incorporated	22	Nathan P. Daggett	Yes	SYSTEM	5/7/2012	Sample
Uncas Manufacturing Company	11	Ian E. Jardin	Yes	Ian E. Jardin	12/14/2012	Follow Up

**Field's Point
Inspection History - 2012**

Company	Category	Engineer Assigned	Significant	Inspected By	Date	Inspection Type
Uncas Manufacturing Company	11	Ian E. Jardin	Yes	Ian E. Jardin	9/17/2012	Follow Up
Uncas Manufacturing Company	11	Ian E. Jardin	Yes	Ian E. Jardin	6/20/2012	Annual
Uncas Manufacturing Company	11	Ian E. Jardin	Yes	SYSTEM	8/6/2012	Sample
Uncas Manufacturing Company	11	Ian E. Jardin	Yes	SYSTEM	5/15/2012	Sample
Uncas Manufacturing Company	11	Ian E. Jardin	Yes	SYSTEM	2/20/2012	Sample
Union Coin Laundromat, Inc.	92	Eric J. Feroldi	No	Eric J. Feroldi	1/9/2012	Follow Up
Unique Plating Company	11	Nathan P. Daggett	Yes	Nathan P. Daggett	12/19/2012	Annual
Unique Plating Company	11	Nathan P. Daggett	Yes	Nathan P. Daggett	9/6/2012	Follow Up
Unique Plating Company	11	Nathan P. Daggett	Yes	Nathan P. Daggett	8/2/2012	Sample
Unique Plating Company	11	Nathan P. Daggett	Yes	Nathan P. Daggett	6/13/2012	Follow Up
Unique Plating Company	11	Nathan P. Daggett	Yes	Nathan P. Daggett	5/1/2012	Sample
Unique Plating Company	11	Nathan P. Daggett	Yes	Nathan P. Daggett	1/10/2012	Annual
Unique Plating Company	11	Nathan P. Daggett	Yes	SYSTEM	5/25/2012	Sample
Unique Plating Company	11	Nathan P. Daggett	Yes	SYSTEM	3/19/2012	Sample
United BBQ	71	Kyle C. Gannon	No	Kyle C. Gannon	3/8/2012	Follow Up
Univar USA, Inc.	22	Ian E. Jardin	Yes	Ian E. Jardin	12/11/2012	Follow Up
Univar USA, Inc.	22	Ian E. Jardin	Yes	Ian E. Jardin	10/31/2012	Annual
Univar USA, Inc.	22	Ian E. Jardin	Yes	Ian E. Jardin	6/27/2012	Follow Up
Univar USA, Inc.	22	Ian E. Jardin	Yes	SYSTEM	10/1/2012	Sample
Univar USA, Inc.	22	Ian E. Jardin	Yes	SYSTEM	4/18/2012	Sample
Universal Ambulance Service	37	Travis Costa	No	Travis Costa	12/7/2012	Follow Up
Universal Ambulance Service	37	Travis Costa	No	Travis Costa	8/9/2012	Follow Up
Universal Ambulance Service	37	Travis Costa	No	Travis Costa	6/11/2012	Follow Up
Universal Plating Company, Inc.	11	Travis Costa	Yes	SYSTEM	9/27/2012	Sample
Universal Plating Company, Inc.	11	Travis Costa	Yes	SYSTEM	4/25/2012	Sample
Universal Plating Company, Inc.	11	Travis Costa	Yes	Travis Costa	12/13/2012	Follow Up
Universal Plating Company, Inc.	11	Travis Costa	Yes	Travis Costa	11/9/2012	Follow Up
Universal Plating Company, Inc.	11	Travis Costa	Yes	Travis Costa	6/19/2012	Follow Up
Universal Plating Company, Inc.	11	Travis Costa	Yes	Travis Costa	5/23/2012	Follow Up
Universal Plating Company, Inc.	11	Travis Costa	Yes	Travis Costa	4/11/2012	Annual
Universal Shaped Wire	41	Travis Costa	No	Travis Costa	12/7/2012	Follow Up
Universal Shaped Wire	41	Travis Costa	No	Travis Costa	7/11/2012	Follow Up
Universal Shaped Wire	41	Travis Costa	No	Travis Costa	6/14/2012	Follow Up
Universal Shaped Wire	41	Travis Costa	No	Travis Costa	3/6/2012	Follow Up
University Foot Center - Smith Street	94	Brian E. Steere	No	Brian E. Steere	5/8/2012	Initial Inspection
University Foot Center, Inc.	94	Brian E. Steere	No	Brian E. Steere	11/9/2012	Follow Up
University Foot Center, Inc.	94	Brian E. Steere	No	Brian E. Steere	3/2/2012	Follow Up
Uno Of Providence, Inc.	85	Nathan Arruda	No	Nathan Arruda	10/23/2012	Follow Up
Uno Of Providence, Inc.	85	Nathan Arruda	No	Nathan Arruda	8/28/2012	Follow Up
UTGR	85	Darren Dolbashian	No	Darren Dolbashian	4/24/2012	Follow Up
V.A. Medical Center	90	Ian E. Jardin	No	Ian E. Jardin	7/27/2012	Follow Up
V.A. Medical Center	90	Ian E. Jardin	No	Ian E. Jardin	6/6/2012	Follow Up
Venda Ravioli - DePasquale	85	Brian E. Steere	No	Brian E. Steere	7/10/2012	Follow Up
Venda Ravioli - Royal Little Drive	81	Brian E. Steere	No	Brian E. Steere	2/21/2012	Follow Up
Venda Ravioli Inc. - 265 Atwells Avenue	85	Brian E. Steere	No	Brian E. Steere	7/10/2012	Follow Up
Venda Ravioli Inc. - 271 Atwells Avenue	85	Brian E. Steere	No	Brian E. Steere	7/10/2012	Follow Up
Venda Ravioli Inc. - 271 Atwells Avenue	85	Brian E. Steere	No	Brian E. Steere	2/6/2012	Follow Up
VFW Post	71	Darren Dolbashian	No	Darren Dolbashian	3/22/2012	Initial Inspection
Virginia & Spanish Peanut Co.	81	Eric J. Feroldi	No	Eric J. Feroldi	7/19/2012	Follow Up
Viva Mexico Cantina	85	Brian E. Steere	No	Brian E. Steere	7/6/2012	Follow Up
V-Mart	82	Darren Dolbashian	No	Darren Dolbashian	8/3/2012	Initial Inspection
V-Mart	82	Darren Dolbashian	No	Darren Dolbashian	3/8/2012	Follow Up
Volpe Tailoring & Cleaning	92	Travis Costa	No	Travis Costa	1/25/2012	Follow Up
Wasabi Japanese Sushi Bar, Inc.	85	Eric J. Feroldi	No	Eric J. Feroldi	1/26/2012	Follow Up
Wash Me Laundromat	92	Travis Costa	No	Travis Costa	7/11/2012	Follow Up
Wash Me Laundromat	92	Travis Costa	No	Travis Costa	1/31/2012	Initial Inspection
Wendy's International, Inc. (Charles)	85	Kyle C. Gannon	No	Kyle C. Gannon	11/16/2012	Follow Up
Wendy's International, Inc. (Manton)	85	Kyle C. Gannon	No	Kyle C. Gannon	10/31/2012	Follow Up
Wes' Rib House	85	Brian E. Steere	No	Brian E. Steere	2/13/2012	Follow Up
West River Cafe, LLC	85	Eric J. Feroldi	No	Eric J. Feroldi	7/6/2012	Follow Up
Whisk LLC	85	Nathan Arruda	No	Nathan Arruda	11/8/2012	Follow Up
Whisk LLC	85	Nathan Arruda	No	Nathan Arruda	10/2/2012	Initial Inspection
Whole Foods Market Group, Inc.	82	Nathan Arruda	No	Nathan Arruda	7/30/2012	Follow Up
Whole Foods Market, Inc.	82	Nathan Arruda	No	Nathan Arruda	11/9/2012	Follow Up

**Field's Point
Inspection History - 2012**

Company	Category	Engineer Assigned	Significant	Inspected By	Date	Inspection Type
Whole Foods Market, Inc.	82	Nathan Arruda	No	Nathan Arruda	7/25/2012	Follow Up
Williams - Sonoma	85	Nathan Arruda	No	Nathan Arruda	8/28/2012	Follow Up
Wine & Cheese	85	Kyle C. Gannon	No	Kyle C. Gannon	9/26/2012	Follow Up
Wise Guy's Deli	85	Nathan Arruda	No	Nathan Arruda	4/19/2012	Initial Inspection
Women & Infants' Hospital	90	Ian E. Jardin	No	Eric J. Feroldi	8/20/2012	Investigation
Women & Infants' Hospital	90	Ian E. Jardin	No	Ian E. Jardin	7/30/2012	Follow Up
Women and Infants-Kilguss Lab	95	Ian E. Jardin	No	Ian E. Jardin	7/30/2012	Follow Up
Woonasquatucket Avenue	78	Nathan Dean	No	Darren Dolbashian	2/16/2012	Follow Up
Woonasquatucket Avenue	78	Nathan Dean	No	Nathan P. Daggett	2/16/2012	Industrial Area
Wrap City	71	Nathan Arruda	No	Nathan Arruda	2/17/2012	Follow Up
Yang's Restaurant	85	Brian E. Steere	No	Brian E. Steere	9/18/2012	Follow Up
Yum Yum Pizza	85	Eric J. Feroldi	No	Eric J. Feroldi	4/27/2012	Follow Up
Zumstein Family Dentistry	94	Kyle C. Gannon	No	Kyle C. Gannon	12/5/2012	Initial Inspection

USER INSPECTION HISTORY

BUCKLIN POINT

**Bucklin Point
Inspection History - 2012**

Company	Category	Engineer Assigned	Significant	Inspected By	Date	Inspection Type
1537 Corporation	85	Kyle C. Gannon	No	Kyle C. Gannon	8/1/2012	Follow Up
20th Century Casting	60	Nathan P. Daggett	No	Brian E. Steere	10/25/2012	Follow Up
3 Flags Bakery	81	Brian E. Steere	No	Brian E. Steere	5/8/2012	Follow Up
417 Roosevelt Avenue	78	Nathan Dean	No	Nathan Arruda	2/15/2012	Industrial Area
417 Roosevelt Avenue	78	Nathan Dean	No	Nathan P. Daggett	2/15/2012	Industrial Area
560 Mineral Spring Avenue	78	Nathan Dean	No	Brian E. Steere	10/25/2012	Industrial Area
560 Mineral Spring Avenue	78	Nathan Dean	No	Nathan P. Daggett	10/25/2012	Industrial Area
A Taste of Europe	81	Darren Dolbashian	No	Darren Dolbashian	2/3/2012	Follow Up
A Taste of Europe	81	Darren Dolbashian	No	Darren Dolbashian	6/6/2012	Follow Up
A.E.E. Inc.	85	Nathan Arruda	No	Nathan Arruda	7/11/2012	Initial Inspection
A.T. Cross Company	59	Ian E. Jardin	Yes	Ian E. Jardin	4/9/2012	Follow Up
A.T. Cross Company	59	Ian E. Jardin	Yes	Ian E. Jardin	4/18/2012	Follow Up
A.T. Cross Company	59	Ian E. Jardin	Yes	SYSTEM	4/18/2012	Sample
A.T. Cross Company	59	Ian E. Jardin	Yes	Ian E. Jardin	5/30/2012	Follow Up
A.T. Cross Company	59	Ian E. Jardin	Yes	SYSTEM	8/8/2012	Sample
A.T. Cross Company	59	Ian E. Jardin	Yes	Ian E. Jardin	8/27/2012	Follow Up
A.T. Cross Company	59	Ian E. Jardin	Yes	Ian E. Jardin	9/19/2012	Annual
A.T. Cross Company	59	Ian E. Jardin	Yes	Ian E. Jardin	9/27/2012	Follow Up
A.T. Cross Company	59	Ian E. Jardin	Yes	Ian E. Jardin	12/4/2012	Follow Up
Accent Plating Company	11	Nathan P. Daggett	Yes	Nathan P. Daggett	4/3/2012	Follow Up
Accent Plating Company	11	Nathan P. Daggett	Yes	SYSTEM	5/23/2012	Sample
Accent Plating Company	11	Nathan P. Daggett	Yes	Nathan P. Daggett	6/4/2012	Follow Up
Accent Plating Company	11	Nathan P. Daggett	Yes	Nathan P. Daggett	8/9/2012	Annual
Accent Plating Company	11	Nathan P. Daggett	Yes	Nathan P. Daggett	9/12/2012	Follow Up
Accent Plating Company	11	Nathan P. Daggett	Yes	SYSTEM	10/4/2012	Sample
Accent Plating Company	11	Nathan P. Daggett	Yes	Nathan P. Daggett	11/29/2012	Follow Up
Accu-Care Supply	27	Travis Costa	No	Travis Costa	6/4/2012	Follow Up
Accu-Care Supply	27	Travis Costa	No	Travis Costa	12/12/2012	Follow Up
ACN-Providence, LLC	44	Kyle C. Gannon	No	Kyle C. Gannon	5/30/2012	Follow Up
ACN-Providence, LLC	44	Kyle C. Gannon	No	Kyle C. Gannon	8/15/2012	Follow Up
ACN-Providence, LLC	44	Kyle C. Gannon	No	Kyle C. Gannon	12/11/2012	Follow Up
ACS Industries, Inc.	42	Nathan P. Daggett	No	Nathan P. Daggett	6/11/2012	Follow Up
ACS Industries, Inc.	42	Nathan P. Daggett	No	Nathan P. Daggett	12/10/2012	Follow Up
Adaco, LLC	85	Darren Dolbashian	No	Darren Dolbashian	4/9/2012	Follow Up
Agar Machining & Welding, Inc.	42	Ian E. Jardin	No	Ian E. Jardin	6/26/2012	Follow Up
Agar Machining & Welding, Inc.	42	Ian E. Jardin	No	Ian E. Jardin	12/18/2012	Follow Up
Agawam Hunt	85	Nathan Arruda	No	Nathan Arruda	4/20/2012	Investigation
Aladdin Club	85	Kyle C. Gannon	No	Kyle C. Gannon	9/26/2012	Follow Up
Albion Court of Lincoln	86	Brian E. Steere	No	Brian E. Steere	4/10/2012	Follow Up
Albion Court of Lincoln	86	Brian E. Steere	No	Brian E. Steere	4/17/2012	Follow Up
Albion Court of Lincoln	86	Brian E. Steere	No	Brian E. Steere	10/5/2012	Follow Up
All Nations Food Market	60	Brian E. Steere	No	Brian E. Steere	1/26/2012	Initial Inspection
American Cord & Webbing Co., Inc.	71	Nathan P. Daggett	No	Nathan P. Daggett	2/21/2012	Follow Up
America's Best Value Inn	86	Brian E. Steere	No	Brian E. Steere	8/29/2012	Follow Up
Amica Mutual Insurance Co. - 10	53	Kyle C. Gannon	No	Kyle C. Gannon	6/27/2012	Follow Up
Amica Mutual Insurance Co. - 10	53	Kyle C. Gannon	No	Kyle C. Gannon	12/20/2012	Follow Up
Amica Mutual Insurance Co. - 25	37	Kyle C. Gannon	No	Kyle C. Gannon	6/27/2012	Follow Up
Amica Mutual Insurance Co. - 25	37	Kyle C. Gannon	No	Kyle C. Gannon	12/20/2012	Follow Up
Amica Mutual Insurance Co. - 50	53	Kyle C. Gannon	No	Kyle C. Gannon	6/27/2012	Follow Up
Amica Mutual Insurance Co. - 50	53	Kyle C. Gannon	No	Kyle C. Gannon	12/20/2012	Follow Up
Amica Mutual Insurance Co.-100	86	Kyle C. Gannon	No	Kyle C. Gannon	6/27/2012	Follow Up
Amica Mutual Insurance Co.-100	86	Kyle C. Gannon	No	Kyle C. Gannon	12/20/2012	Follow Up
Andrew's Bistro	85	Brian E. Steere	No	Brian E. Steere	4/24/2012	Follow Up
Angelica Textile Service	25	Brian E. Steere	Yes	SYSTEM	1/18/2012	Sample
Angelica Textile Service	25	Brian E. Steere	Yes	Brian E. Steere	7/3/2012	Follow Up
Angelica Textile Service	25	Brian E. Steere	Yes	SYSTEM	8/8/2012	Sample
Angelica Textile Service	25	Brian E. Steere	Yes	Brian E. Steere	10/2/2012	Follow Up
Angelica Textile Service	25	Brian E. Steere	Yes	Brian E. Steere	10/16/2012	Annual
Angelica Textile Service	25	Brian E. Steere	Yes	Brian E. Steere	12/13/2012	Follow Up
Angelo's Pizza, Inc.	85	Eric J. Feroldi	No	EFEROLDI	8/6/2012	Follow Up
Anjos Enterprises, Inc.	92	Nathan Arruda	No	Nathan Arruda	8/8/2012	Follow Up
Antaya Technologies	71	Ian E. Jardin	No	Ian E. Jardin	1/27/2012	Follow Up
Antaya Technologies	71	Ian E. Jardin	No	Ian E. Jardin	1/31/2012	Follow Up
Antaya Technologies Corporation	41	Ian E. Jardin	No	Ian E. Jardin	2/21/2012	Initial Inspection

**Bucklin Point
Inspection History - 2012**

Company	Category	Engineer Assigned	Significant	Inspected By	Date	Inspection Type
Antaya Technologies Corporation	41	Ian E. Jardin	No	Ian E. Jardin	6/11/2012	Follow Up
Antaya Technologies Corporation	41	Ian E. Jardin	No	Ian E. Jardin	12/12/2012	Follow Up
Antigua Guatemala	85	Darren Dolbashian	No	Darren Dolbashian	9/10/2012	Follow Up
Antonio's Cafe	85	Brian E. Steere	No	Brian E. Steere	4/5/2012	Follow Up
Archie's Pizza	85	Eric J. Feroldi	No	EFEROLDI	6/14/2012	Follow Up
Architectural Store Fixtures	52	Brian E. Steere	No	Brian E. Steere	6/11/2012	Follow Up
Architectural Store Fixtures	52	Brian E. Steere	No	Brian E. Steere	12/13/2012	Follow Up
ARJK, Inc.	85	Eric J. Feroldi	No	EFEROLDI	5/23/2012	Follow Up
Armando & Sons Meat Market	82	Nathan Arruda	No	Nathan Arruda	1/19/2012	Follow Up
Artvac Corporation	21	Travis Costa	No	Travis Costa	4/19/2012	Investigation
Artvac Corporation	21	Travis Costa	No	Travis Costa	6/4/2012	Follow Up
Artvac Corporation	21	Travis Costa	No	Travis Costa	8/15/2012	Follow Up
Artvac Corporation	21	Travis Costa	No	Travis Costa	12/14/2012	Follow Up
Asia Restaurants, Inc.	85	Brian E. Steere	No	Brian E. Steere	4/17/2012	Follow Up
Asia Restaurants, Inc.	85	Brian E. Steere	No	Brian E. Steere	5/24/2012	Meeting
Aspen Aerogels Rhode Island, LLC	27	Nathan P. Daggett	Yes	SYSTEM	3/21/2012	Sample
Aspen Aerogels Rhode Island, LLC	27	Nathan P. Daggett	Yes	Nathan P. Daggett	4/12/2012	Follow Up
Aspen Aerogels Rhode Island, LLC	27	Nathan P. Daggett	Yes	Nathan P. Daggett	6/19/2012	Follow Up
Aspen Aerogels Rhode Island, LLC	27	Nathan P. Daggett	Yes	Nathan P. Daggett	8/30/2012	Annual
Aspen Aerogels Rhode Island, LLC	27	Nathan P. Daggett	Yes	SYSTEM	9/24/2012	Sample
Aspen Aerogels Rhode Island, LLC	27	Nathan P. Daggett	Yes	Nathan P. Daggett	12/11/2012	Follow Up
Atlantic Paper and Twine	60	Nathan P. Daggett	No	Brian E. Steere	10/22/2012	Follow Up
Auli's Panda	85	Brian E. Steere	No	Brian E. Steere	4/24/2012	Follow Up
Autocrat, LLC	34	Travis Costa	No	Travis Costa	2/21/2012	Follow Up
Autocrat, LLC	34	Travis Costa	No	Kerry M. Britt	4/4/2012	Sample
Autocrat, LLC	34	Travis Costa	No	Travis Costa	4/19/2012	Investigation
Autocrat, LLC	34	Travis Costa	No	Travis Costa	5/17/2012	Follow Up
Autocrat, LLC	34	Travis Costa	No	Travis Costa	6/4/2012	Follow Up
Autocrat, LLC	34	Travis Costa	No	Travis Costa	9/25/2012	Sample
Autocrat, LLC	34	Travis Costa	No	Travis Costa	10/23/2012	Follow Up
Autocrat, LLC	34	Travis Costa	No	Travis Costa	12/14/2012	Follow Up
B & L Plastics, Inc.	46	Kyle C. Gannon	No	Kyle C. Gannon	6/20/2012	Follow Up
B & L Plastics, Inc.	46	Kyle C. Gannon	No	Kyle C. Gannon	12/12/2012	Follow Up
B & M PLASTICS	60	Nathan P. Daggett	No	Brian E. Steere	10/22/2012	Follow Up
Bachini's Bakery	81	Brian E. Steere	No	Brian E. Steere	3/8/2012	Follow Up
Banai Enterprises LLC	85	Brian E. Steere	No	Brian E. Steere	3/5/2012	Follow Up
BCS Contract Jewelry Services, Inc.	27	Travis Costa	No	Travis Costa	6/5/2012	Follow Up
BCS Contract Jewelry Services, Inc.	27	Travis Costa	No	Travis Costa	12/19/2012	Follow Up
Bernardo Manufacturing	21	Ian E. Jardin	No	Ian E. Jardin	6/12/2012	Follow Up
Bernardo Manufacturing	21	Ian E. Jardin	No	Ian E. Jardin	12/12/2012	Follow Up
Bill's Auto Parts, Inc.	42	Nathan Arruda	No	Nathan Arruda	6/19/2012	Follow Up
Bill's Auto Parts, Inc.	42	Nathan Arruda	No	Nathan Arruda	12/12/2012	Follow Up
Blackstone Donuts	85	Brian E. Steere	No	Brian E. Steere	3/16/2012	Follow Up
Blackstone Donuts, Inc.	85	Brian E. Steere	No	Brian E. Steere	4/10/2012	Follow Up
Blackstone Health	86	Brian E. Steere	No	Brian E. Steere	10/5/2012	Follow Up
Blackstone Valley Assisted Living	86	Brian E. Steere	No	Brian E. Steere	10/5/2012	Follow Up
Blackstone Valley Place Industrial Area	78	Nathan Dean	No	Darren Dolbashian	10/24/2012	Industrial Area
Blackstone Valley Place Industrial Area	78	Nathan Dean	No	Nathan P. Daggett	10/24/2012	Industrial Area
Bliss Manufacturing	11	Travis Costa	Yes	Travis Costa	2/27/2012	Sample
Bliss Manufacturing	11	Travis Costa	Yes	Travis Costa	3/1/2012	Annual
Bliss Manufacturing	11	Travis Costa	Yes	Travis Costa	3/29/2012	Follow Up
Bliss Manufacturing	11	Travis Costa	Yes	SYSTEM	4/16/2012	Sample
Bliss Manufacturing	11	Travis Costa	Yes	Travis Costa	6/5/2012	Follow Up
Bliss Manufacturing	11	Travis Costa	Yes	Travis Costa	9/12/2012	Follow Up
Bliss Manufacturing	11	Travis Costa	Yes	Travis Costa	11/21/2012	Follow Up
BLP Inc.	85	Nathan Arruda	No	Nathan Arruda	7/31/2012	Follow Up
Blue Line Septic, LLC	80	Travis Costa	No	Travis Costa	1/27/2012	Initial Inspection
Blue Line Septic, LLC	80	Travis Costa	No	EFEROLDI	6/8/2012	Follow Up
Blue Line Septic, LLC	80	Travis Costa	No	Darren Dolbashian	8/2/2012	Follow Up
Blue Line Septic, LLC	80	Travis Costa	No	EFEROLDI	8/3/2012	Follow Up
Boston House of Pizza	85	Nathan Arruda	No	Nathan Arruda	1/12/2012	Initial Inspection
Boston House of Pizza	85	Nathan Arruda	No	Nathan Arruda	9/5/2012	Follow Up
Bowling Academy, Inc.	85	Kyle C. Gannon	No	Kyle C. Gannon	11/27/2012	Follow Up
Brava Restaurant & Bar, Inc.	85	Kyle C. Gannon	No	Kyle C. Gannon	8/8/2012	Follow Up

**Bucklin Point
Inspection History - 2012**

Company	Category	Engineer Assigned	Significant	Inspected By	Date	Inspection Type
Broadway Car Wash	97	Nathan Arruda	No	Nathan Arruda	9/6/2012	Initial Inspection
Broadway Pizza	85	Darren Dolbashian	No	Darren Dolbashian	10/12/2012	Follow Up
Bubble Room Car Wash, Inc.	97	Darren Dolbashian	No	Darren Dolbashian	8/6/2012	Follow Up
Bubble Wash Laundromat	92	Darren Dolbashian	No	Darren Dolbashian	1/19/2012	Follow Up
Bucci's Cafe' LLC	85	Kyle C. Gannon	No	Kyle C. Gannon	9/11/2012	Follow Up
Buffalo Lincoln Associates, LLC	86	Brian E. Steere	No	Brian E. Steere	4/10/2012	Follow Up
Buford's	71	Brian E. Steere	No	Brian E. Steere	3/1/2012	Initial Inspection
Buford's	71	Brian E. Steere	No	Brian E. Steere	10/16/2012	Follow Up
Buford's	71	Brian E. Steere	No	Brian E. Steere	11/30/2012	Follow Up
Bullard Abrasives Inc	42	Ian E. Jardin	No	Ian E. Jardin	4/10/2012	Follow Up
Bullard Abrasives Inc	42	Ian E. Jardin	No	Ian E. Jardin	6/14/2012	Follow Up
Bullard Abrasives Inc	42	Ian E. Jardin	No	Ian E. Jardin	8/29/2012	Follow Up
Bullard Abrasives Inc	42	Ian E. Jardin	No	Ian E. Jardin	10/3/2012	Follow Up
Bullard Abrasives Inc	42	Ian E. Jardin	No	Ian E. Jardin	12/4/2012	Follow Up
Bunge North America (East), LLC	34	Abigail Bernier	Yes	Abigail Bernier	2/1/2012	Annual
Bunge North America (East), LLC	34	Abigail Bernier	Yes	SYSTEM	2/1/2012	Sample
Bunge North America (East), LLC	34	Abigail Bernier	Yes	Abigail Bernier	7/6/2012	Follow Up
Bunge North America (East), LLC	34	Abigail Bernier	Yes	Kerry M. Britt	9/12/2012	Sample
Bunge North America (East), LLC	34	Abigail Bernier	Yes	Nathan Dean	12/26/2012	Annual
Burger Box	71	Brian E. Steere	No	Brian E. Steere	1/5/2012	Follow Up
Burger Boys	85	Kyle C. Gannon	No	Kyle C. Gannon	8/29/2012	Initial Inspection
Burger King - Cedar Avenue	85	Darren Dolbashian	No	Darren Dolbashian	4/9/2012	Follow Up
Burton M. Ogata, D.M.D	94	Eric J. Feroldi	No	EFEROLDI	2/17/2012	Follow Up
Cafe Sowa	74	Brian E. Steere	No	Brian E. Steere	5/25/2012	Initial Inspection
Calise & Sons Bakery	81	Ian E. Jardin	No	Ian E. Jardin	4/12/2012	Follow Up
Canton Wok	85	Brian E. Steere	No	Brian E. Steere	3/15/2012	Initial Inspection
Canton Wok	85	Brian E. Steere	No	Brian E. Steere	7/19/2012	Follow Up
Canton Wok	85	Brian E. Steere	No	Brian E. Steere	10/15/2012	Follow Up
Caribbean Cleaners, Inc.	71	Travis Costa	No	Travis Costa	2/23/2012	Follow Up
Carrington Street	78	Nathan Dean	No	Abigail Bernier	4/3/2012	Industrial Area
Carrington Street	78	Nathan Dean	No	Darren Dolbashian	4/3/2012	Industrial Area
Celtic Pub, Inc.	85	Eric J. Feroldi	No	EFEROLDI	6/29/2012	Follow Up
Central Avenue Bakery	81	Darren Dolbashian	No	Darren Dolbashian	4/17/2012	Follow Up
Central Fruit Store	82	Darren Dolbashian	No	Darren Dolbashian	6/11/2012	Follow Up
Century Drywall, Inc.	60	Nathan P. Daggett	No	Nathan P. Daggett	5/16/2012	Initial Inspection
Charisma Manufacturing	11	Nathan P. Daggett	Yes	Nathan P. Daggett	2/1/2012	Annual
Charisma Manufacturing	11	Nathan P. Daggett	Yes	SYSTEM	4/4/2012	Sample
Charisma Manufacturing	11	Nathan P. Daggett	Yes	Nathan P. Daggett	6/4/2012	Follow Up
Charisma Manufacturing	11	Nathan P. Daggett	Yes	SYSTEM	9/17/2012	Sample
Charisma Manufacturing	11	Nathan P. Daggett	Yes	Nathan P. Daggett	11/9/2012	Follow Up
Chelo's Restaurant	85	Eric J. Feroldi	No	EFEROLDI	1/10/2012	Follow Up
Chelo's Restaurant	85	Eric J. Feroldi	No	Darren Dolbashian	10/9/2012	Follow Up
Chelo's Restaurant	85	Eric J. Feroldi	No	Darren Dolbashian	11/27/2012	Follow Up
Chemart Company	11	Nathan P. Daggett	Yes	SYSTEM	2/13/2012	Sample
Chemart Company	11	Nathan P. Daggett	Yes	Nathan P. Daggett	3/6/2012	Follow Up
Chemart Company	11	Nathan P. Daggett	Yes	Nathan P. Daggett	6/5/2012	Follow Up
Chemart Company	11	Nathan P. Daggett	Yes	SYSTEM	7/30/2012	Sample
Chemart Company	11	Nathan P. Daggett	Yes	Nathan P. Daggett	8/7/2012	Annual
Chemart Company	11	Nathan P. Daggett	Yes	Nathan P. Daggett	9/14/2012	Follow Up
Chemart Company	11	Nathan P. Daggett	Yes	Nathan P. Daggett	12/3/2012	Follow Up
Chili's Grill and Bar (Lincoln)	85	Kyle C. Gannon	No	Kyle C. Gannon	7/11/2012	Follow Up
China Inn	85	Brian E. Steere	No	Brian E. Steere	11/16/2012	Follow Up
Choklit Molds, Ltd.	60	Abigail Bernier	No	Abigail Bernier	4/3/2012	Follow Up
Chris Ploof Studio	72	Nathan P. Daggett	No	Nathan P. Daggett	6/8/2012	Follow Up
Chris Ploof Studio	72	Nathan P. Daggett	No	Nathan P. Daggett	12/6/2012	Follow Up
Cinemaworld	85	Brian E. Steere	No	Brian E. Steere	4/19/2012	Follow Up
Cintas, Inc.	25	Abigail Bernier	Yes	Abigail Bernier	3/27/2012	Follow Up
Cintas, Inc.	25	Abigail Bernier	Yes	SYSTEM	4/16/2012	Sample
Cintas, Inc.	25	Abigail Bernier	Yes	Abigail Bernier	5/1/2012	Follow Up
Cintas, Inc.	25	Abigail Bernier	Yes	Abigail Bernier	6/12/2012	Annual
Cintas, Inc.	25	Abigail Bernier	Yes	Abigail Bernier	7/20/2012	Follow Up
Cintas, Inc.	25	Abigail Bernier	Yes	SYSTEM	10/3/2012	Sample
Cintas, Inc.	25	Abigail Bernier	Yes	Kerry M. Britt	12/18/2012	Follow Up
City Limits	85	Brian E. Steere	No	Brian E. Steere	3/30/2012	Follow Up

**Bucklin Point
Inspection History - 2012**

Company	Category	Engineer Assigned	Significant	Inspected By	Date	Inspection Type
City of Pawtucket - Public Works	37	Travis Costa	No	Travis Costa	6/6/2012	Follow Up
City of Pawtucket - Public Works	37	Travis Costa	No	Travis Costa	12/11/2012	Follow Up
Clockwork's Deli	74	Brian E. Steere	No	Brian E. Steere	12/21/2012	Initial Inspection
CMG East Providence	85	Brian E. Steere	No	Brian E. Steere	3/29/2012	Follow Up
Coastal Collision & Towing, Inc.	97	Brian E. Steere	No	Brian E. Steere	5/7/2012	Follow Up
Coffee Express, LTD.	89	Eric J. Feroldi	No	EFEROLDI	2/15/2012	Follow Up
Coia Sanitation Services	80	Kyle C. Gannon	No	Darren Dolbashian	1/3/2012	Follow Up
Coia Sanitation Services	80	Kyle C. Gannon	No	EFEROLDI	1/5/2012	Follow Up
Coia Sanitation Services	80	Kyle C. Gannon	No	Kyle C. Gannon	1/5/2012	Follow Up
Coia Sanitation Services	80	Kyle C. Gannon	No	EFEROLDI	2/1/2012	Follow Up
Coia Sanitation Services	80	Kyle C. Gannon	No	Nathan Arruda	2/3/2012	Follow Up
Coia Sanitation Services	80	Kyle C. Gannon	No	Brian E. Steere	2/20/2012	Follow Up
Coia Sanitation Services	80	Kyle C. Gannon	No	Kyle C. Gannon	3/12/2012	Follow Up
Coia Sanitation Services	80	Kyle C. Gannon	No	Nathan Arruda	4/3/2012	Follow Up
Coia Sanitation Services	80	Kyle C. Gannon	No	Darren Dolbashian	4/4/2012	Follow Up
Coia Sanitation Services	80	Kyle C. Gannon	No	Kyle C. Gannon	5/29/2012	Follow Up
Coia Sanitation Services	80	Kyle C. Gannon	No	Nathan Arruda	6/15/2012	Follow Up
Coia Sanitation Services	80	Kyle C. Gannon	No	Nathan Arruda	6/28/2012	Follow Up
Coia Sanitation Services	80	Kyle C. Gannon	No	EFEROLDI	8/3/2012	Follow Up
Coia Sanitation Services	80	Kyle C. Gannon	No	Nathan Arruda	11/1/2012	Follow Up
Coia Sanitation Services	80	Kyle C. Gannon	No	Nathan Arruda	12/11/2012	Follow Up
Coin-OP	92	Travis Costa	No	Travis Costa	5/8/2012	Follow Up
Colonial Motor Sales, Inc.	97	Kyle C. Gannon	No	Kyle C. Gannon	4/19/2012	Follow Up
Colonial Motor Sales, Inc.	97	Kyle C. Gannon	No	Kyle C. Gannon	8/15/2012	Follow Up
Community Ctr Grupo Amigos Da Terceira	85	Darren Dolbashian	No	Darren Dolbashian	8/27/2012	Follow Up
Compassionate Care Veterinary Clinic Inc	99	Nathan Arruda	No	Nathan Arruda	4/24/2012	Initial Inspection
Complete Auto	60	Ian E. Jardin	No	Ian E. Jardin	10/22/2012	Initial Inspection
Conopco, Inc. (Site #1)	40	Travis Costa	No	Travis Costa	5/14/2012	Sample
Conopco, Inc. (Site #1)	40	Travis Costa	No	Travis Costa	6/6/2012	Follow Up
Conopco, Inc. (Site #1)	40	Travis Costa	No	Travis Costa	12/11/2012	Follow Up
Conopco, Inc. (Site #2)	40	Travis Costa	No	Travis Costa	6/6/2012	Follow Up
Conopco, Inc. (Site #2)	40	Travis Costa	No	Travis Costa	12/11/2012	Follow Up
Conrad-Jarvis Corp.	42	Darren Dolbashian	No	Darren Dolbashian	6/7/2012	Follow Up
Conrad-Jarvis Corp.	42	Darren Dolbashian	No	Darren Dolbashian	12/11/2012	Follow Up
Continental Plastics & Packaging	27	Ian E. Jardin	No	Ian E. Jardin	4/12/2012	Follow Up
Continental Plastics & Packaging	27	Ian E. Jardin	No	Ian E. Jardin	5/30/2012	Follow Up
Continental Plastics & Packaging	27	Ian E. Jardin	No	Ian E. Jardin	8/29/2012	Follow Up
Continental Plastics & Packaging	27	Ian E. Jardin	No	Ian E. Jardin	10/9/2012	Follow Up
Continental Plastics & Packaging	27	Ian E. Jardin	No	Ian E. Jardin	12/17/2012	Follow Up
Cool Air Creations Inc.	99	Brian E. Steere	No	Brian E. Steere	2/28/2012	Follow Up
Cooley, Incorporated	53	Travis Costa	No	Travis Costa	6/6/2012	Follow Up
Cooley, Incorporated	53	Travis Costa	No	Travis Costa	12/13/2012	Follow Up
Cornerstone Sign & Design	60	Nathan P. Daggett	No	Nathan P. Daggett	7/25/2012	Initial Inspection
Cottage Street Donuts	85	Kyle C. Gannon	No	Kyle C. Gannon	4/19/2012	Follow Up
Crest Manufacturing Company	52	Nathan Arruda	No	Nathan Arruda	6/19/2012	Follow Up
Crugnale Bakery	89	Nathan Arruda	No	Nathan Arruda	12/28/2012	Follow Up
Cuisine Del Mar	85	Brian E. Steere	No	Brian E. Steere	3/30/2012	Follow Up
Cumberland High School	86	Darren Dolbashian	No	Darren Dolbashian	3/16/2012	Follow Up
Cumberland House of Pizza	85	Kyle C. Gannon	No	Kyle C. Gannon	5/24/2012	Follow Up
D. James Photopolous, DDS	94	Eric J. Feroldi	No	EFEROLDI	2/16/2012	Follow Up
D. Miller's Auto Body	97	Kyle C. Gannon	No	Kyle C. Gannon	4/23/2012	Initial Inspection
D. Miller's Auto Body	97	Kyle C. Gannon	No	Kyle C. Gannon	8/29/2012	Follow Up
D.J. Providence Co., LLC	85	Eric J. Feroldi	No	EFEROLDI	7/25/2012	Follow Up
D'Angelo Sandwich Shop (Broadway)	85	Brian E. Steere	No	Brian E. Steere	4/10/2012	Follow Up
Darlene Group	11	Travis Costa	Yes	SYSTEM	1/30/2012	Sample
Darlene Group	11	Travis Costa	Yes	Travis Costa	2/28/2012	Annual
Darlene Group	11	Travis Costa	Yes	Travis Costa	6/7/2012	Follow Up
Darlene Group	11	Travis Costa	Yes	SYSTEM	7/25/2012	Sample
Darlene Group	11	Travis Costa	Yes	Travis Costa	8/28/2012	Follow Up
Darlene Group	11	Travis Costa	Yes	Travis Costa	9/13/2012	Follow Up
Darlene Group	11	Travis Costa	Yes	Travis Costa	12/17/2012	Follow Up
Darlington Assisted Living Center	86	Eric J. Feroldi	No	EFEROLDI	3/22/2012	Follow Up
Darlington Mortuary of L. Heroux & Son,	96	Nathan Arruda	No	Kerry M. Britt	9/28/2012	Meeting
Davco Management Inc.	71	Darren Dolbashian	No	Darren Dolbashian	3/6/2012	Initial Inspection

**Bucklin Point
Inspection History - 2012**

Company	Category	Engineer Assigned	Significant	Inspected By	Date	Inspection Type
Davco Management Inc.	71	Darren Dolbashian	No	Darren Dolbashian	4/16/2012	Follow Up
Davco Management Inc.	71	Darren Dolbashian	No	Darren Dolbashian	6/6/2012	Follow Up
Davenport Restaurant	85	Nathan Arruda	No	Nathan Arruda	12/28/2012	Follow Up
Dave's Marketplace	82	Nathan Arruda	No	Nathan Arruda	4/13/2012	Follow Up
Dave's Marketplace	82	Nathan Arruda	No	Nathan Arruda	5/2/2012	Follow Up
David London and Company	35	Kyle C. Gannon	No	Kyle C. Gannon	6/18/2012	Follow Up
David London and Company	35	Kyle C. Gannon	No	Kyle C. Gannon	12/31/2012	Follow Up
Deborah Forman Studio	60	Nathan P. Daggett	No	Nathan P. Daggett	7/25/2012	Initial Inspection
Denison Pharmaceuticals Inc.	14	Nathan P. Daggett	Yes	Nathan P. Daggett	2/3/2012	Follow Up
Denison Pharmaceuticals Inc.	14	Nathan P. Daggett	Yes	SYSTEM	2/29/2012	Sample
Denison Pharmaceuticals Inc.	14	Nathan P. Daggett	Yes	Nathan P. Daggett	3/15/2012	Annual
Denison Pharmaceuticals Inc.	14	Nathan P. Daggett	Yes	SYSTEM	3/26/2012	Sample
Denison Pharmaceuticals Inc.	14	Nathan P. Daggett	Yes	Nathan P. Daggett	6/4/2012	Follow Up
Denison Pharmaceuticals Inc.	14	Nathan P. Daggett	Yes	Nathan P. Daggett	7/9/2012	Follow Up
Denison Pharmaceuticals Inc.	14	Nathan P. Daggett	Yes	Nathan P. Daggett	10/11/2012	Follow Up
Denison Pharmaceuticals, Inc. (Lincoln)	14	Nathan P. Daggett	Yes	Nathan P. Daggett	5/23/2012	Sample
Denison Pharmaceuticals, Inc. (Lincoln)	14	Nathan P. Daggett	Yes	Nathan P. Daggett	6/5/2012	Initial Inspection
Denison Pharmaceuticals, Inc. (Lincoln)	14	Nathan P. Daggett	Yes	Nathan P. Daggett	7/10/2012	Follow Up
Denison Pharmaceuticals, Inc. (Lincoln)	14	Nathan P. Daggett	Yes	Kerry M. Britt	7/26/2012	Sample
Denison Pharmaceuticals, Inc. (Lincoln)	14	Nathan P. Daggett	Yes	Nathan P. Daggett	11/27/2012	Annual
Diamond Hill Dental, Inc.	94	Nathan P. Daggett	No	Nathan P. Daggett	9/11/2012	Follow Up
Dillon Acoustical Ceiling, Inc	60	Eric J. Feroldi	No	EFEROLDI	8/17/2012	Initial Inspection
Dimitri Ganim, DDS	94	Nathan Arruda	No	Nathan Arruda	2/8/2012	Follow Up
DIP, Inc.	85	Eric J. Feroldi	No	EFEROLDI	6/12/2012	Follow Up
DJ Providence Co., LLC	85	Brian E. Steere	No	Brian E. Steere	3/5/2012	Follow Up
Domino's Pizza (Newport Ave.)	85	Eric J. Feroldi	No	EFEROLDI	1/10/2012	Follow Up
Domino's Pizza (Newport Ave.)	85	Eric J. Feroldi	No	EFEROLDI	3/5/2012	Follow Up
Don's Lunch	85	Darren Dolbashian	No	Darren Dolbashian	10/10/2012	Follow Up
Downtown Pawtucket East	78	Nathan Dean	No	Abigail Bernier	1/26/2012	Industrial Area
Downtown Pawtucket East	78	Nathan Dean	No	Brian E. Steere	1/26/2012	Industrial Area
Downtown Pawtucket West	78	Nathan Dean	No	Abigail Bernier	7/31/2012	Industrial Area
Downtown Pawtucket West	78	Nathan Dean	No	Kyle C. Gannon	7/31/2012	Industrial Area
Dr. John B. DeMello	94	Nathan Arruda	No	Nathan Arruda	6/19/2012	Follow Up
Drs. Ward and Johnson	94	Nathan P. Daggett	No	Nathan P. Daggett	1/30/2012	Follow Up
Duffins Pub	85	Nathan Arruda	No	Nathan Arruda	3/8/2012	Follow Up
Dunkin Donuts - Cumberland	85	Darren Dolbashian	No	Darren Dolbashian	4/26/2012	Follow Up
Dunkin Donuts - Mill Street	71	Eric J. Feroldi	No	EFEROLDI	7/20/2012	Follow Up
Dunkin Donuts-George Washington Highway	85	Nathan Arruda	No	Nathan Arruda	2/7/2012	Follow Up
Dunnell Lane	78	Nathan Dean	No	Brian E. Steere	2/29/2012	Industrial Area
Dunnell Lane	78	Nathan Dean	No	Kyle C. Gannon	2/29/2012	Industrial Area
E.B. Dragon, LLC	85	Brian E. Steere	No	Brian E. Steere	3/6/2012	Follow Up
East Providence Cinemas	85	Brian E. Steere	No	Brian E. Steere	3/6/2012	Initial Inspection
East Providence Cinemas	85	Brian E. Steere	No	Brian E. Steere	7/19/2012	Follow Up
East Side Checker Club	85	Nathan Arruda	No	Nathan Arruda	8/1/2012	Follow Up
East Side Checker Club	85	Nathan Arruda	No	Nathan Arruda	9/6/2012	Follow Up
East Side Checker Club	85	Nathan Arruda	No	Nathan Arruda	9/21/2012	Follow Up
EB Thomsen	60	Brian E. Steere	No	Brian E. Steere	3/6/2012	Initial Inspection
Echo Septic Services LLC	80	Darren Dolbashian	No	EFEROLDI	4/3/2012	Follow Up
Echo Septic Services LLC	80	Darren Dolbashian	No	EFEROLDI	6/8/2012	Follow Up
Echo Septic Services LLC	80	Darren Dolbashian	No	Nathan Arruda	8/3/2012	Follow Up
Ecological Fibers, Inc.	24	Travis Costa	Yes	Travis Costa	6/7/2012	Follow Up
Ecological Fibers, Inc.	24	Travis Costa	Yes	Travis Costa	8/29/2012	Follow Up
Ecological Fibers, Inc.	24	Travis Costa	Yes	SYSTEM	10/18/2012	Sample
Ecological Fibers, Inc.	24	Travis Costa	Yes	SYSTEM	11/13/2012	Sample
Ecological Fibers, Inc.	24	Travis Costa	Yes	Nathan Dean	11/15/2012	Investigation
Ecological Fibers, Inc.	24	Travis Costa	Yes	Travis Costa	12/19/2012	Follow Up
EDC Holding, LLC	85	Nathan Arruda	No	Nathan Arruda	3/8/2012	Follow Up
Eglantina Kica, D.M.D.	94	Nathan P. Daggett	No	Nathan P. Daggett	1/24/2012	Follow Up
El Salvadoreno Restaurant, Inc.	85	Eric J. Feroldi	No	EFEROLDI	2/29/2012	Follow Up
EMBOLDEN DESIGN	60	Travis Costa	No	Nathan P. Daggett	7/25/2012	Follow Up
Emerald Bay Manor	86	Nathan Arruda	No	Nathan Arruda	9/26/2012	Follow Up
Emery's Catering Service, Inc.	85	Nathan Arruda	No	Nathan Arruda	5/31/2012	Follow Up
Enn - Japanese Cuisine & Sushi Bar	85	Brian E. Steere	No	Brian E. Steere	5/10/2012	Follow Up
Everybody's Favorite Family Restauran	85	Kyle C. Gannon	No	Kyle C. Gannon	5/17/2012	Follow Up

**Bucklin Point
Inspection History - 2012**

Company	Category	Engineer Assigned	Significant	Inspected By	Date	Inspection Type
Excellent Coffee Company	89	Brian E. Steere	No	Brian E. Steere	5/7/2012	Follow Up
Exchange Street Cafe	85	Brian E. Steere	No	Brian E. Steere	11/16/2012	Follow Up
Extreme Clean Laundry, Inc.	92	Brian E. Steere	No	Brian E. Steere	3/5/2012	Follow Up
FARBER INDUSTRIAL FABRICATING	60	Abigail Bernier	No	Brian E. Steere	10/22/2012	Follow Up
Fast and Crazy Auto	60	Brian E. Steere	No	Brian E. Steere	10/22/2012	Initial Inspection
Fatima Health Center - Dental Clinic	94	Ian E. Jardin	No	EFEROLDI	2/16/2012	Follow Up
FGX International	59	Ian E. Jardin	No	Ian E. Jardin	4/9/2012	Follow Up
FGX International	59	Ian E. Jardin	No	Ian E. Jardin	6/18/2012	Follow Up
FGX International	59	Ian E. Jardin	No	Ian E. Jardin	12/4/2012	Follow Up
Filibuster Club	85	Nathan Arruda	No	Nathan Arruda	5/31/2012	Follow Up
Flor Di Brava	81	Kyle C. Gannon	No	Kyle C. Gannon	4/11/2012	Follow Up
Flor Di Brava	81	Kyle C. Gannon	No	Kyle C. Gannon	5/23/2012	Follow Up
Flor Di Brava	81	Kyle C. Gannon	No	Kyle C. Gannon	10/25/2012	Follow Up
Frank Lizotte's Glass Co., Inc.	42	Ian E. Jardin	No	Ian E. Jardin	6/19/2012	Follow Up
Frank Lizotte's Glass Co., Inc.	42	Ian E. Jardin	No	Ian E. Jardin	12/11/2012	Follow Up
Freeway Laundry II	92	Travis Costa	No	Travis Costa	1/25/2012	Follow Up
Friendly's - Newport Avenue	85	Brian E. Steere	No	Brian E. Steere	3/6/2012	Follow Up
Fujifilm Electronic Materials USA, Inc.	22	Ian E. Jardin	Yes	Ian E. Jardin	3/22/2012	Annual
Fujifilm Electronic Materials USA, Inc.	22	Ian E. Jardin	Yes	SYSTEM	3/26/2012	Sample
Fujifilm Electronic Materials USA, Inc.	22	Ian E. Jardin	Yes	SYSTEM	5/24/2012	Sample
Fujifilm Electronic Materials USA, Inc.	22	Ian E. Jardin	Yes	Ian E. Jardin	6/12/2012	Follow Up
Fujifilm Electronic Materials USA, Inc.	22	Ian E. Jardin	Yes	Ian E. Jardin	12/19/2012	Follow Up
Fuleen Seafood Restaurant, Inc	71	Eric J. Feroldi	No	EFEROLDI	7/25/2012	Follow Up
Fuller Packaging, Inc.	52	Brian E. Steere	No	Brian E. Steere	7/3/2012	Follow Up
Fuller Packaging, Inc.	52	Brian E. Steere	No	Brian E. Steere	12/20/2012	Follow Up
G.B. Donuts of RI Inc.	85	Nathan Arruda	No	Nathan Arruda	4/13/2012	Follow Up
Galito Restaurant	85	Nathan Arruda	No	Nathan Arruda	1/10/2012	Follow Up
Galito Restaurant	85	Nathan Arruda	No	Nathan Arruda	3/8/2012	Follow Up
Galway Bay	85	Eric J. Feroldi	No	EFEROLDI	4/5/2012	Follow Up
Galway Bay	85	Eric J. Feroldi	No	EFEROLDI	8/3/2012	Follow Up
Garfield Social Club	85	Nathan Arruda	No	Nathan Arruda	11/19/2012	Follow Up
Garrison Confections	81	Brian E. Steere	No	Brian E. Steere	2/27/2012	Initial Inspection
Garrity Pub & Restaurant	85	Brian E. Steere	No	Brian E. Steere	2/9/2012	Follow Up
Gateway Healthcare, Inc.	89	Brian E. Steere	No	Brian E. Steere	3/19/2012	Follow Up
General Cable Industries, LLC	27	Ian E. Jardin	Yes	SYSTEM	3/8/2012	Sample
General Cable Industries, LLC	27	Ian E. Jardin	Yes	Ian E. Jardin	4/10/2012	Follow Up
General Cable Industries, LLC	27	Ian E. Jardin	Yes	Ian E. Jardin	6/6/2012	Annual
General Cable Industries, LLC	27	Ian E. Jardin	Yes	SYSTEM	8/22/2012	Sample
General Cable Industries, LLC	27	Ian E. Jardin	Yes	Ian E. Jardin	8/27/2012	Follow Up
General Cable Industries, LLC	27	Ian E. Jardin	Yes	Ian E. Jardin	9/27/2012	Follow Up
General Cable Industries, LLC	27	Ian E. Jardin	Yes	Ian E. Jardin	12/17/2012	Follow Up
Generations	86	Brian E. Steere	No	Brian E. Steere	10/15/2012	Follow Up
George Bennett Hwy Central	78	Nathan Dean	No	Brian E. Steere	10/22/2012	Industrial Area
George Bennett Hwy Central	78	Nathan Dean	No	Ian E. Jardin	10/22/2012	Industrial Area
George Bennett Hwy South	78	Nathan Dean	No	Brian E. Steere	2/29/2012	Industrial Area
George Bennett Hwy South	78	Nathan Dean	No	Kyle C. Gannon	2/29/2012	Industrial Area
George Bennett Hwy South	78	Nathan Dean	No	Brian E. Steere	10/22/2012	Industrial Area
George Bennett Hwy South	78	Nathan Dean	No	Ian E. Jardin	10/22/2012	Industrial Area
George H. Fuller & Son	11	Nathan P. Daggett	Yes	Nathan P. Daggett	3/2/2012	Follow Up
George H. Fuller & Son	11	Nathan P. Daggett	Yes	Nathan P. Daggett	4/26/2012	Sample
George H. Fuller & Son	11	Nathan P. Daggett	Yes	SYSTEM	4/27/2012	Sample
George H. Fuller & Son	11	Nathan P. Daggett	Yes	Nathan P. Daggett	5/10/2012	Annual
George H. Fuller & Son	11	Nathan P. Daggett	Yes	Nathan P. Daggett	12/6/2012	Follow Up
George Washington Highway	78	Nathan Dean	No	Abigail Bernier	3/22/2012	Industrial Area
George Washington Highway	78	Nathan Dean	No	Brian E. Steere	3/22/2012	Industrial Area
George Washington Highway	78	Nathan Dean	No	Ian E. Jardin	4/18/2012	Industrial Area
George Washington Highway	78	Nathan Dean	No	Brian E. Steere	5/30/2012	Industrial Area
George Washington Highway	78	Nathan Dean	No	Darren Dolbashian	5/30/2012	Industrial Area
George Washington Highway	78	Nathan Dean	No	Kyle C. Gannon	5/30/2012	Industrial Area
George Washington Highway	78	Nathan Dean	No	Nathan Arruda	5/30/2012	Industrial Area
George Washington Highway	78	Nathan Dean	No	Darren Dolbashian	8/15/2012	Industrial Area
George Washington Highway	78	Nathan Dean	No	EFEROLDI	8/15/2012	Industrial Area
George Washington Highway	78	Nathan Dean	No	Kyle C. Gannon	8/15/2012	Industrial Area
George Washington Highway	78	Nathan Dean	No	Nathan Arruda	8/15/2012	Industrial Area

**Bucklin Point
Inspection History - 2012**

Company	Category	Engineer Assigned	Significant	Inspected By	Date	Inspection Type
George's Neighborhood Grill	85	Eric J. Feroldi	No	EFEROLDI	3/7/2012	Follow Up
Georgia's Restaurant Ltd.	85	Darren Dolbashian	No	Darren Dolbashian	10/16/2012	Follow Up
Geret A. Dubois M.D., Inc.	71	Travis Costa	No	Travis Costa	4/13/2012	Follow Up
Golden Palace	85	Darren Dolbashian	No	Darren Dolbashian	8/30/2012	Follow Up
Grandview Center	71	Eric J. Feroldi	No	EFEROLDI	5/23/2012	Follow Up
Great China Inc.	85	Eric J. Feroldi	No	Brian E. Steere	7/24/2012	Follow Up
Greek Oven Pizza and Wings	74	Nathan Arruda	No	Nathan Arruda	10/4/2012	Initial Inspection
Greystone of Lincoln, Inc.	42	Ian E. Jardin	No	Ian E. Jardin	4/12/2012	Follow Up
Greystone of Lincoln, Inc.	42	Ian E. Jardin	No	Ian E. Jardin	6/14/2012	Follow Up
Greystone of Lincoln, Inc.	42	Ian E. Jardin	No	Ian E. Jardin	8/28/2012	Follow Up
Greystone of Lincoln, Inc.	42	Ian E. Jardin	No	Ian E. Jardin	12/4/2012	Follow Up
Grille 47	71	Brian E. Steere	No	Brian E. Steere	3/15/2012	Follow Up
Gripnail Corporation	42	Darren Dolbashian	No	Darren Dolbashian	6/6/2012	Follow Up
Gripnail Corporation	42	Darren Dolbashian	No	Darren Dolbashian	12/6/2012	Follow Up
Harris Health Care - North	86	Brian E. Steere	No	Brian E. Steere	10/5/2012	Follow Up
Harris Industries, Inc.	42	Travis Costa	No	Travis Costa	6/15/2012	Follow Up
Harris Industries, Inc.	42	Travis Costa	No	Travis Costa	10/18/2012	Follow Up
Harris Industries, Inc.	42	Travis Costa	No	Travis Costa	12/17/2012	Follow Up
Hartley's Pork Pies	81	Brian E. Steere	No	Brian E. Steere	1/25/2012	Follow Up
Hartley's Pork Pies	81	Brian E. Steere	No	Brian E. Steere	8/8/2012	Follow Up
Hasbro, Inc.	27	Travis Costa	No	Travis Costa	6/15/2012	Follow Up
Hasbro, Inc.	27	Travis Costa	No	Travis Costa	12/12/2012	Follow Up
Hibachi Grill Supreme Buffet	85	Darren Dolbashian	No	Darren Dolbashian	3/6/2012	Follow Up
Hidalgo Market Restaurant	81	Brian E. Steere	No	Brian E. Steere	2/28/2012	Follow Up
Hidalgo Market Restaurant	81	Brian E. Steere	No	Brian E. Steere	9/5/2012	Follow Up
High Jinx Brewing Co., LLC	89	Kyle C. Gannon	No	Kyle C. Gannon	9/26/2012	Initial Inspection
High Ridge Swim & Tennis Club	89	Eric J. Feroldi	No	EFEROLDI	7/31/2012	Follow Up
Highland Corporate Drive	78	Nathan Dean	No	Darren Dolbashian	7/20/2012	Industrial Area
Highland Corporate Drive	78	Nathan Dean	No	Nathan P. Daggett	7/20/2012	Industrial Area
Hindley Manufacturing Company	21	Travis Costa	No	Travis Costa	6/12/2012	Follow Up
Hindley Manufacturing Company	21	Travis Costa	No	Travis Costa	12/11/2012	Follow Up
Holiday Retirement Home, Inc.	86	Brian E. Steere	No	Brian E. Steere	10/15/2012	Follow Up
Honey Dew Donuts	85	Travis Costa	No	Travis Costa	8/9/2012	Initial Inspection
Honey Dew Donuts (Broad Street)	71	Kyle C. Gannon	No	Kyle C. Gannon	4/3/2012	Follow Up
Hope Buffington Packaging Group	59	Darren Dolbashian	No	Darren Dolbashian	6/26/2012	Follow Up
Hope Buffington Packaging Group	59	Darren Dolbashian	No	Darren Dolbashian	12/11/2012	Follow Up
Hope Global	23	Travis Costa	No	Travis Costa	3/30/2012	Follow Up
Hope Global	23	Travis Costa	No	Travis Costa	6/12/2012	Follow Up
Hope Global	23	Travis Costa	No	Travis Costa	12/19/2012	Follow Up
Hord Crystal Corporation	11	Travis Costa	Yes	Travis Costa	1/19/2012	Annual
Hord Crystal Corporation	11	Travis Costa	Yes	SYSTEM	3/26/2012	Sample
Hord Crystal Corporation	11	Travis Costa	Yes	Travis Costa	5/7/2012	Follow Up
Hord Crystal Corporation	11	Travis Costa	Yes	Travis Costa	6/7/2012	Follow Up
Hord Crystal Corporation	11	Travis Costa	Yes	SYSTEM	9/10/2012	Sample
Hord Crystal Corporation	11	Travis Costa	Yes	Travis Costa	11/9/2012	Follow Up
Hord Crystal Corporation	11	Travis Costa	Yes	Travis Costa	11/21/2012	Follow Up
Hot Spot LLC	85	Darren Dolbashian	No	Darren Dolbashian	2/7/2012	Follow Up
House of Pizza	85	Eric J. Feroldi	No	EFEROLDI	3/7/2012	Follow Up
Howard Vincent, DDS	94	Travis Costa	No	Travis Costa	2/9/2012	Follow Up
HP Services, Inc.	11	Travis Costa	Yes	Travis Costa	2/21/2012	Follow Up
HP Services, Inc.	11	Travis Costa	Yes	SYSTEM	3/15/2012	Sample
HP Services, Inc.	11	Travis Costa	Yes	Travis Costa	5/15/2012	Follow Up
HP Services, Inc.	11	Travis Costa	Yes	Travis Costa	6/15/2012	Follow Up
HP Services, Inc.	11	Travis Costa	Yes	Travis Costa	7/30/2012	Follow Up
HP Services, Inc.	11	Travis Costa	Yes	Travis Costa	10/1/2012	Sample
HP Services, Inc.	11	Travis Costa	Yes	Travis Costa	10/11/2012	Annual
Hung Fu, Inc.	85	Kyle C. Gannon	No	Kyle C. Gannon	3/22/2012	Meeting
Hung Fu, Inc.	85	Kyle C. Gannon	No	Kyle C. Gannon	3/23/2012	Meeting
Hung Fu, Inc.	85	Kyle C. Gannon	No	Kyle C. Gannon	4/11/2012	Initial Inspection
Ideal Colors	60	Darren Dolbashian	No	Ian E. Jardin	10/22/2012	Initial Inspection
Impact Custom Apparel, LLC	99	Travis Costa	No	Travis Costa	10/24/2012	Follow Up
Impco, Inc.	27	Travis Costa	Yes	Travis Costa	4/12/2012	Sample
Impco, Inc.	27	Travis Costa	Yes	Travis Costa	5/9/2012	Annual
Impco, Inc.	27	Travis Costa	Yes	Travis Costa	6/21/2012	Follow Up

**Bucklin Point
Inspection History - 2012**

Company	Category	Engineer Assigned	Significant	Inspected By	Date	Inspection Type
Impco, Inc.	27	Travis Costa	Yes	Travis Costa	8/28/2012	Follow Up
Impco, Inc.	27	Travis Costa	Yes	Travis Costa	9/13/2012	Follow Up
Impco, Inc.	27	Travis Costa	Yes	SYSTEM	10/17/2012	Sample
Impco, Inc.	27	Travis Costa	Yes	Travis Costa	12/12/2012	Follow Up
Imperial Packaging Corporation	74	Ian E. Jardin	No	Ian E. Jardin	10/22/2012	Initial Inspection
Impressive Auto Body	60	Ian E. Jardin	No	Ian E. Jardin	10/22/2012	Initial Inspection
InCytu, Inc.	95	Nathan P. Daggett	No	Nathan P. Daggett	2/14/2012	Follow Up
Indigo Moon Mosaics	60	Nathan P. Daggett	No	Nathan P. Daggett	10/25/2012	Initial Inspection
Industrial Lane Cumberland	78	Nathan Dean	No	Brian E. Steere	10/24/2012	Industrial Area
International Accessories	24	Travis Costa	No	Travis Costa	5/24/2012	Follow Up
International Accessories	24	Travis Costa	No	Travis Costa	6/18/2012	Follow Up
International Accessories	24	Travis Costa	No	Travis Costa	12/11/2012	Follow Up
International Packaging Corp.	53	Darren Dolbashian	No	Darren Dolbashian	6/18/2012	Follow Up
International Packaging Corp.	53	Darren Dolbashian	No	Darren Dolbashian	12/21/2012	Follow Up
Interplex Engineered Products, Inc.	11	Abigail Bernier	Yes	SYSTEM	2/14/2012	Sample
Interplex Engineered Products, Inc.	11	Abigail Bernier	Yes	Abigail Bernier	3/2/2012	Follow Up
Interplex Engineered Products, Inc.	11	Abigail Bernier	Yes	Abigail Bernier	6/6/2012	Follow Up
Interplex Engineered Products, Inc.	11	Abigail Bernier	Yes	Abigail Bernier	7/17/2012	Annual
Interplex Engineered Products, Inc.	11	Abigail Bernier	Yes	Kerry M. Britt	9/11/2012	Sample
Interplex Engineered Products, Inc.	11	Abigail Bernier	Yes	Kerry M. Britt	12/19/2012	Follow Up
J and K Restaurant	85	Darren Dolbashian	No	Darren Dolbashian	8/14/2012	Initial Inspection
J H Davis, LLC	42	Nathan P. Daggett	No	Nathan P. Daggett	6/8/2012	Follow Up
J H Davis, LLC	42	Nathan P. Daggett	No	Nathan P. Daggett	12/6/2012	Follow Up
J&M Diamond Tool, Inc.	44	Ian E. Jardin	No	Ian E. Jardin	6/12/2012	Follow Up
J&M Diamond Tool, Inc.	44	Ian E. Jardin	No	Ian E. Jardin	12/12/2012	Follow Up
J.A.R. Beverage Inc.	85	Eric J. Feroldi	No	EFEROLDI	5/22/2012	Follow Up
J.H. Lynch & Sons, Inc.	40	Nathan Dean	Yes	Kerry M. Britt	8/27/2012	Meeting
J.H. Lynch & Sons, Inc.	40	Nathan Dean	Yes	Kerry M. Britt	8/31/2012	Meeting
J.H. Lynch & Sons, Inc.	40	Nathan Dean	Yes	SYSTEM	9/24/2012	Sample
J.H. Lynch & Sons, Inc.	40	Nathan Dean	Yes	Nathan Dean	9/26/2012	Initial Inspection
J.H. Lynch & Sons, Inc.	40	Nathan Dean	Yes	Kerry M. Britt	9/28/2012	Meeting
J.H. Lynch & Sons, Inc.	40	Nathan Dean	Yes	Nathan Dean	10/15/2012	Sample
J.H. Lynch & Sons, Inc.	40	Nathan Dean	Yes	Nathan Dean	11/21/2012	Annual
Jacky's Galaxie Restaurant, Inc.	85	Brian E. Steere	No	Brian E. Steere	4/12/2012	Follow Up
Jan Co. Central	85	Darren Dolbashian	No	Darren Dolbashian	2/23/2012	Follow Up
Jan Co. Central, Inc.	85	Darren Dolbashian	No	Darren Dolbashian	2/6/2012	Follow Up
Jan Co., Inc.	85	Darren Dolbashian	No	Darren Dolbashian	3/14/2012	Follow Up
JAR Bakers Supply	81	Brian E. Steere	No	Brian E. Steere	5/15/2012	Follow Up
Jeanne Jugan Residence	86	Nathan Arruda	No	Nathan Arruda	9/26/2012	Follow Up
Jesse Shockley Woodworker	60	Brian E. Steere	No	Brian E. Steere	10/25/2012	Initial Inspection
JG Inc.	85	Eric J. Feroldi	No	Brian E. Steere	12/3/2012	Initial Inspection
Jimmy's LLC	71	Nathan Arruda	No	Nathan Arruda	1/10/2012	Initial Inspection
Jimmy's LLC	71	Nathan Arruda	No	Nathan Arruda	12/17/2012	Follow Up
Jimmy's LLC	71	Nathan Arruda	No	Nathan Arruda	12/17/2012	Initial Inspection
Jin Hua Chinese Restaurant, Inc.	85	Kyle C. Gannon	No	Kyle C. Gannon	11/27/2012	Follow Up
JK Club, LLC	85	Darren Dolbashian	No	Darren Dolbashian	2/21/2012	Follow Up
JKM Enterprises II	92	Darren Dolbashian	No	Darren Dolbashian	3/15/2012	Follow Up
John H. Collins & Sons Company	27	Nathan P. Daggett	Yes	SYSTEM	2/27/2012	Sample
John H. Collins & Sons Company	27	Nathan P. Daggett	Yes	Nathan P. Daggett	4/11/2012	Annual
John H. Collins & Sons Company	27	Nathan P. Daggett	Yes	Nathan P. Daggett	6/4/2012	Follow Up
John H. Collins & Sons Company	27	Nathan P. Daggett	Yes	SYSTEM	9/17/2012	Sample
John H. Collins & Sons Company	27	Nathan P. Daggett	Yes	Nathan P. Daggett	9/19/2012	Follow Up
John H. Collins & Sons Company	27	Nathan P. Daggett	Yes	Nathan P. Daggett	11/29/2012	Follow Up
John O. Eastman, D.D.S. Inc.	94	Eric J. Feroldi	No	EFEROLDI	2/17/2012	Follow Up
John Rocchio Corporation	40	Nathan Dean	No	Nathan Dean	6/21/2012	Initial Inspection
John Verbeyst	71	Brian E. Steere	No	Brian E. Steere	7/20/2012	Follow Up
Johnston Donuts, Inc.	85	Nathan Arruda	No	Nathan Arruda	4/13/2012	Follow Up
Jose' Chardiet Studio	43	Nathan P. Daggett	No	Nathan P. Daggett	6/4/2012	Follow Up
Jose' Chardiet Studio	43	Nathan P. Daggett	No	Nathan P. Daggett	11/29/2012	Follow Up
Joseph Jenks Jr. High School	86	Darren Dolbashian	No	Darren Dolbashian	2/15/2012	Follow Up
J's Deli	85	Nathan Arruda	No	Nathan Arruda	4/13/2012	Follow Up
Just Like Home Laundry	92	Darren Dolbashian	No	Darren Dolbashian	11/19/2012	Follow Up
K & A El Masri- Ronzio Pizza	85	Nathan Arruda	No	Nathan Arruda	12/28/2012	Follow Up
K&W Webbing Company	23	Nathan P. Daggett	No	Nathan P. Daggett	6/4/2012	Follow Up

**Bucklin Point
Inspection History - 2012**

Company	Category	Engineer Assigned	Significant	Inspected By	Date	Inspection Type
K&W Webbing Company	23	Nathan P. Daggett	No	Nathan P. Daggett	12/6/2012	Follow Up
Katrina's Country Kitchen	85	Nathan Arruda	No	Nathan Arruda	2/28/2012	Initial Inspection
Katrina's Country Kitchen	85	Nathan Arruda	No	Nathan Arruda	5/22/2012	Follow Up
Kenneth Castellucci & Associates, Inc.	42	Nathan P. Daggett	No	Nathan P. Daggett	6/5/2012	Follow Up
Kenneth Castellucci & Associates, Inc.	42	Nathan P. Daggett	No	Nathan P. Daggett	12/3/2012	Follow Up
Key Container Corporation	24	Darren Dolbashian	No	Darren Dolbashian	6/22/2012	Follow Up
Key Container Corporation	24	Darren Dolbashian	No	Darren Dolbashian	12/12/2012	Follow Up
KFC - Newport Avenue	85	Eric J. Feroldi	No	EFEROLDI	3/7/2012	Follow Up
Kindred Transitional Care and Rehab	86	Eric J. Feroldi	No	EFEROLDI	3/20/2012	Follow Up
Kirkbrae Country Club	86	Brian E. Steere	No	Brian E. Steere	8/1/2012	Follow Up
Kiwi Burst Yogurt Shop	85	Travis Costa	No	Travis Costa	8/17/2012	Initial Inspection
Kiwi Burst Yogurt Shop	85	Travis Costa	No	Travis Costa	10/15/2012	Follow Up
KMN, LLC	85	Eric J. Feroldi	No	EFEROLDI	2/8/2012	Follow Up
KMN, LLC	85	Eric J. Feroldi	No	EFEROLDI	8/9/2012	Follow Up
KR Baseball, Inc.	85	Darren Dolbashian	No	Darren Dolbashian	1/30/2012	Follow Up
Krystal Glass Company	60	Darren Dolbashian	No	Darren Dolbashian	8/17/2012	Initial Inspection
La Casona	71	Brian E. Steere	No	Brian E. Steere	2/28/2012	Follow Up
La Casona	71	Brian E. Steere	No	Brian E. Steere	9/5/2012	Follow Up
La Casona Restaurant	85	Brian E. Steere	No	Brian E. Steere	9/5/2012	Initial Inspection
Lane Foods, Inc.	85	Darren Dolbashian	No	Darren Dolbashian	7/12/2012	Follow Up
Langley's Laundromat	92	Kyle C. Gannon	No	Kyle C. Gannon	8/8/2012	Follow Up
Lapel's Dry Cleaning	60	Brian E. Steere	No	EFEROLDI	7/10/2012	Investigation
Laser Works of RI	60	Travis Costa	No	Travis Costa	10/24/2012	Initial Inspection
Leedon Webbing Co., Inc.	44	Kyle C. Gannon	No	Kyle C. Gannon	1/17/2012	Meeting
Leedon Webbing Co., Inc.	44	Kyle C. Gannon	No	Kyle C. Gannon	4/3/2012	Initial Inspection
Leedon Webbing Co., Inc.	44	Kyle C. Gannon	No	Kyle C. Gannon	6/21/2012	Follow Up
Leedon Webbing Co., Inc.	44	Kyle C. Gannon	No	Kyle C. Gannon	7/9/2012	Follow Up
Leedon Webbing Co., Inc.	44	Kyle C. Gannon	No	Kyle C. Gannon	12/20/2012	Follow Up
Leon Markarov Dental Prosthetics	59	Nathan P. Daggett	No	Nathan P. Daggett	6/19/2012	Follow Up
Leon Markarov Dental Prosthetics	59	Nathan P. Daggett	No	Nathan P. Daggett	11/7/2012	Follow Up
Li Lai Wok (Central Ave.)	85	Kyle C. Gannon	No	Kyle C. Gannon	1/11/2012	Follow Up
Li Lai Wok (Central Ave.)	85	Kyle C. Gannon	No	Kyle C. Gannon	3/29/2012	Follow Up
Lil' General #30	74	Kyle C. Gannon	No	Kyle C. Gannon	3/27/2012	Meeting
Lil' General #30	74	Kyle C. Gannon	No	Kyle C. Gannon	3/28/2012	Meeting
Lil' General #30	74	Kyle C. Gannon	No	Kyle C. Gannon	4/11/2012	Initial Inspection
Lincoln Animal Hospital	94	Kyle C. Gannon	No	Kyle C. Gannon	1/13/2012	Follow Up
Lincoln Manufacturing, Inc.	22	Nathan P. Daggett	No	Nathan P. Daggett	10/16/2012	Initial Inspection
Lincoln Manufacturing, Inc.	22	Nathan P. Daggett	No	Nathan P. Daggett	12/3/2012	Follow Up
Lincoln Senior Center	86	Kyle C. Gannon	No	Kyle C. Gannon	9/25/2012	Follow Up
Liquid Blue	23	Kyle C. Gannon	Yes	SYSTEM	3/5/2012	Sample
Liquid Blue	23	Kyle C. Gannon	Yes	Kyle C. Gannon	3/21/2012	Follow Up
Liquid Blue	23	Kyle C. Gannon	Yes	Kyle C. Gannon	5/30/2012	Follow Up
Liquid Blue	23	Kyle C. Gannon	Yes	Kyle C. Gannon	8/16/2012	Follow Up
Liquid Blue	23	Kyle C. Gannon	Yes	SYSTEM	9/19/2012	Sample
Liquid Blue	23	Kyle C. Gannon	Yes	Kyle C. Gannon	9/25/2012	Annual
Liquid Blue	23	Kyle C. Gannon	Yes	Kyle C. Gannon	12/14/2012	Follow Up
LJ's BBQ	85	Eric J. Feroldi	No	EFEROLDI	5/8/2012	Follow Up
Lonsdale Donuts	85	Eric J. Feroldi	No	EFEROLDI	4/24/2012	Follow Up
Lonsdale Super Wash	92	Brian E. Steere	No	Brian E. Steere	3/8/2012	Follow Up
Lucky Chen	85	Eric J. Feroldi	No	EFEROLDI	4/30/2012	Initial Inspection
Lucky Chen Corp 2	85	Eric J. Feroldi	No	EFEROLDI	4/30/2012	Initial Inspection
Lucky Laundry	71	Eric J. Feroldi	No	Amanda Kezirian	12/7/2012	Follow Up
Lydia A. Klufas, DDS	94	Travis Costa	No	Travis Costa	2/9/2012	Follow Up
Lydia A. Klufas, DDS	94	Travis Costa	No	Travis Costa	10/5/2012	Follow Up
M & M NY System	85	Eric J. Feroldi	No	EFEROLDI	7/19/2012	Follow Up
Madison Cutting Tool	41	Nathan P. Daggett	No	Nathan P. Daggett	6/8/2012	Follow Up
Madison Cutting Tool	41	Nathan P. Daggett	No	Nathan P. Daggett	11/29/2012	Follow Up
Magic Embedments, Inc.	71	Travis Costa	No	Travis Costa	1/19/2012	Follow Up
Magic Embedments, Inc.	71	Travis Costa	No	Travis Costa	3/13/2012	Follow Up
Main Street Market, Inc.	82	Nathan Arruda	No	Nathan Arruda	10/11/2012	Follow Up
MANUFACTURING MACHINE CORP.	60	Travis Costa	No	Nathan P. Daggett	8/1/2012	Follow Up
Marotta Food Corporation	82	Nathan Arruda	No	Nathan Arruda	1/18/2012	Initial Inspection
Masbro Polishing Company, Inc.	42	Travis Costa	No	Travis Costa	6/18/2012	Follow Up
Masbro Polishing Company, Inc.	42	Travis Costa	No	Travis Costa	11/19/2012	Follow Up

**Bucklin Point
Inspection History - 2012**

Company	Category	Engineer Assigned	Significant	Inspected By	Date	Inspection Type
Materion - Warehouse	60	Brian E. Steere	No	Brian E. Steere	10/24/2012	Initial Inspection
Materion Technical Materials, Inc.	11	Nathan P. Daggett	Yes	SYSTEM	1/24/2012	Sample
Materion Technical Materials, Inc.	11	Nathan P. Daggett	Yes	SYSTEM	4/5/2012	Sample
Materion Technical Materials, Inc.	11	Nathan P. Daggett	Yes	Nathan P. Daggett	4/12/2012	Follow Up
Materion Technical Materials, Inc.	11	Nathan P. Daggett	Yes	Nathan P. Daggett	6/5/2012	Follow Up
Materion Technical Materials, Inc.	11	Nathan P. Daggett	Yes	Nathan P. Daggett	8/9/2012	Follow Up
Materion Technical Materials, Inc.	11	Nathan P. Daggett	Yes	Nathan P. Daggett	9/14/2012	Follow Up
Materion Technical Materials, Inc.	11	Nathan P. Daggett	Yes	Nathan P. Daggett	10/18/2012	Annual
Materion Technical Materials, Inc.	11	Nathan P. Daggett	Yes	Nathan P. Daggett	12/3/2012	Follow Up
Maugus Corporation	71	Travis Costa	No	Travis Costa	7/6/2012	Follow Up
Medcure	95	Nathan P. Daggett	No	Nathan P. Daggett	1/30/2012	Follow Up
Mei King Restaurant	85	Kyle C. Gannon	No	Kyle C. Gannon	3/14/2012	Follow Up
Mel's Diner	85	Brian E. Steere	No	Brian E. Steere	12/21/2012	Follow Up
Memorial Hospital of Rhode Island	94	Eric J. Feroldi	No	EFEROLDI	2/14/2012	Follow Up
Mercury Print & Mail Company, Inc	42	Nathan P. Daggett	No	Nathan P. Daggett	6/4/2012	Follow Up
Mercury Print & Mail Company, Inc	42	Nathan P. Daggett	No	Nathan P. Daggett	12/4/2012	Follow Up
Michael Healy Designs, Inc.	27	Travis Costa	No	Travis Costa	2/14/2012	Follow Up
Michael Healy Designs, Inc.	27	Travis Costa	No	Travis Costa	6/27/2012	Follow Up
Michael Healy Designs, Inc.	27	Travis Costa	No	Travis Costa	10/5/2012	Follow Up
Michael Healy Designs, Inc.	27	Travis Costa	No	Travis Costa	12/14/2012	Follow Up
Michael Perri & Sons, Inc.	80	Eric J. Feroldi	No	Kyle C. Gannon	1/5/2012	Follow Up
Michael's Meats	81	Nathan Arruda	No	Nathan Arruda	3/16/2012	Follow Up
Michael's Meats	81	Nathan Arruda	No	Nathan Arruda	9/26/2012	Follow Up
Michaelson Fluid Power, Inc.	60	Nathan P. Daggett	No	Nathan P. Daggett	8/17/2012	Initial Inspection
Microfibres, Inc.	23	Kyle C. Gannon	Yes	SYSTEM	1/31/2012	Sample
Microfibres, Inc.	23	Kyle C. Gannon	Yes	Kyle C. Gannon	2/2/2012	Follow Up
Microfibres, Inc.	23	Kyle C. Gannon	Yes	Kyle C. Gannon	6/19/2012	Annual
Microfibres, Inc.	23	Kyle C. Gannon	Yes	SYSTEM	8/22/2012	Sample
Microfibres, Inc.	23	Kyle C. Gannon	Yes	Kyle C. Gannon	10/25/2012	Follow Up
Microfibres, Inc.	23	Kyle C. Gannon	Yes	Kyle C. Gannon	12/13/2012	Follow Up
Middle Central Falls	78	Nathan Dean	No	Brian E. Steere	4/17/2012	Industrial Area
Middle Central Falls	78	Nathan Dean	No	EFEROLDI	4/17/2012	Industrial Area
Milisa Galazzi Artist Studio	60	Nathan P. Daggett	No	Nathan P. Daggett	10/25/2012	Initial Inspection
Ming Garden, Inc.	85	Darren Dolbashian	No	Darren Dolbashian	3/5/2012	Initial Inspection
Mini Market La Esperanza	85	Brian E. Steere	No	Brian E. Steere	3/30/2012	Follow Up
Mirror Image	99	Ian E. Jardin	No	Kyle C. Gannon	5/8/2012	Follow Up
Moon Star Chinese Restaurant	85	Darren Dolbashian	No	Darren Dolbashian	9/10/2012	Follow Up
Motown Pizza, LLC	85	Eric J. Feroldi	No	EFEROLDI	1/23/2012	Initial Inspection
Motown Pizza, LLC	85	Eric J. Feroldi	No	Travis Costa	2/2/2012	Follow Up
Murdock Webbing Co., Inc.	23	Kyle C. Gannon	Yes	SYSTEM	1/25/2012	Sample
Murdock Webbing Co., Inc.	23	Kyle C. Gannon	Yes	Kyle C. Gannon	3/26/2012	Follow Up
Murdock Webbing Co., Inc.	23	Kyle C. Gannon	Yes	Kyle C. Gannon	6/7/2012	Follow Up
Murdock Webbing Co., Inc.	23	Kyle C. Gannon	Yes	SYSTEM	7/23/2012	Sample
Murdock Webbing Co., Inc.	23	Kyle C. Gannon	Yes	Kyle C. Gannon	10/15/2012	Annual
Murdock Webbing Co., Inc.	23	Kyle C. Gannon	Yes	Kyle C. Gannon	12/17/2012	Follow Up
Murphy's Law	85	Travis Costa	No	Travis Costa	7/12/2012	Initial Inspection
Narragansett Park Drive	78	Nathan Dean	No	Brian E. Steere	2/29/2012	Industrial Area
Narragansett Park Drive	78	Nathan Dean	No	Kyle C. Gannon	2/29/2012	Industrial Area
Neptco, Inc.	53	Ian E. Jardin	No	Darren Dolbashian	6/12/2012	Follow Up
Neptco, Inc.	53	Ian E. Jardin	No	Ian E. Jardin	12/12/2012	Follow Up
Neurotech USA George Washington Highway	71	Nathan P. Daggett	No	Nathan P. Daggett	2/8/2012	Follow Up
Neurotech USA George Washington Highway	71	Nathan P. Daggett	No	Nathan P. Daggett	9/28/2012	Follow Up
New England Donuts, LLC	85	Brian E. Steere	No	Brian E. Steere	3/30/2012	Follow Up
New England Linen Supply, Inc.	25	Nathan P. Daggett	Yes	EFEROLDI	1/19/2012	Annual
New England Linen Supply, Inc.	25	Nathan P. Daggett	Yes	SYSTEM	2/14/2012	Sample
New England Linen Supply, Inc.	25	Nathan P. Daggett	Yes	EFEROLDI	3/29/2012	Meeting
New England Linen Supply, Inc.	25	Nathan P. Daggett	Yes	EFEROLDI	4/11/2012	Follow Up
New England Linen Supply, Inc.	25	Nathan P. Daggett	Yes	EFEROLDI	6/8/2012	Follow Up
New England Linen Supply, Inc.	25	Nathan P. Daggett	Yes	SYSTEM	8/8/2012	Sample
New England Linen Supply, Inc.	25	Nathan P. Daggett	Yes	Nathan P. Daggett	10/2/2012	Follow Up
New England Linen Supply, Inc.	25	Nathan P. Daggett	Yes	Nathan P. Daggett	12/4/2012	Follow Up
New England Paper Tube Company, Inc.	24	Travis Costa	No	Travis Costa	6/27/2012	Follow Up
New England Paper Tube Company, Inc.	24	Travis Costa	No	Travis Costa	11/16/2012	Follow Up
New England Paper Tube Company, Inc.	24	Travis Costa	No	Travis Costa	12/17/2012	Follow Up

**Bucklin Point
Inspection History - 2012**

Company	Category	Engineer Assigned	Significant	Inspected By	Date	Inspection Type
New Hong Kong	85	Darren Dolbashian	No	Darren Dolbashian	11/26/2012	Follow Up
Newman Avenue	78	Nathan Dean	No	Kyle C. Gannon	3/13/2012	Industrial Area
Newman Avenue	78	Nathan Dean	No	Nathan P. Daggett	3/13/2012	Industrial Area
Newport Ave Donut - 223 Newport Avenue	85	Kyle C. Gannon	No	Kyle C. Gannon	3/8/2012	Follow Up
Newport Ave Donut-81 Newport	85	Kyle C. Gannon	No	Kyle C. Gannon	3/8/2012	Follow Up
Newport Ave Donut-81 Newport	85	Kyle C. Gannon	No	Kyle C. Gannon	10/10/2012	Follow Up
Newport Cedar Donuts, Inc.	85	Kyle C. Gannon	No	Kyle C. Gannon	4/24/2012	Follow Up
Newport Division Donuts, Inc.	85	Brian E. Steere	No	Brian E. Steere	3/14/2012	Follow Up
Next Bite Pizza and Grill, Inc	85	Eric J. Feroldi	No	EFEROLDI	3/5/2012	Follow Up
NG&G	60	Ian E. Jardin	No	Brian E. Steere	8/17/2012	Follow Up
North Central Industrial Park	78	Nathan Dean	No	Brian E. Steere	5/30/2012	Industrial Area
North Central Industrial Park	78	Nathan Dean	No	Darren Dolbashian	5/30/2012	Industrial Area
North Central Industrial Park	78	Nathan Dean	No	Kyle C. Gannon	5/30/2012	Industrial Area
North Central Industrial Park	78	Nathan Dean	No	Nathan Arruda	5/30/2012	Industrial Area
North Central Industrial Park	78	Nathan Dean	No	Darren Dolbashian	8/16/2012	Industrial Area
Northeast Knitting, Inc.	23	Brian E. Steere	No	EFEROLDI	6/14/2012	Follow Up
Northeast Knitting, Inc.	23	Brian E. Steere	No	Brian E. Steere	12/3/2012	Follow Up
Nova Churrasqueria	74	Brian E. Steere	No	Brian E. Steere	3/16/2012	Initial Inspection
NRI Stone	60	Brian E. Steere	No	Brian E. Steere	8/17/2012	Initial Inspection
Nulco Manufacturing Corporation	71	Ian E. Jardin	No	Ian E. Jardin	1/11/2012	Follow Up
Nulco Manufacturing Corporation	71	Ian E. Jardin	No	Kerry M. Britt	2/15/2012	Follow Up
Nulco Manufacturing Corporation	71	Ian E. Jardin	No	Ian E. Jardin	2/27/2012	Follow Up
Nuts 'N More	74	Nathan P. Daggett	No	Nathan P. Daggett	10/25/2012	Initial Inspection
Nuzzo Campion Stone Enterprises, Inc.	42	Ian E. Jardin	No	Ian E. Jardin	6/27/2012	Follow Up
Nuzzo Campion Stone Enterprises, Inc.	42	Ian E. Jardin	No	Ian E. Jardin	12/10/2012	Follow Up
Ocean State Cesspool, Inc.	80	Eric J. Feroldi	No	EFEROLDI	5/1/2012	Follow Up
Ocean State Cesspool, Inc.	80	Eric J. Feroldi	No	Darren Dolbashian	6/8/2012	Follow Up
Ocean State Cesspool, Inc.	80	Eric J. Feroldi	No	Nathan Arruda	6/28/2012	Follow Up
Ocean State Five II, LLC	85	Nathan Arruda	No	Nathan Arruda	2/7/2012	Initial Inspection
Olly's Pizza	85	Kyle C. Gannon	No	Kyle C. Gannon	8/14/2012	Follow Up
Olly's Pizza	85	Kyle C. Gannon	No	Kyle C. Gannon	10/25/2012	Follow Up
OLSL Lincoln Place	86	Brian E. Steere	No	Brian E. Steere	4/12/2012	Follow Up
OLSL Lincoln Place	86	Brian E. Steere	No	Brian E. Steere	4/17/2012	Follow Up
OLSL Lincoln Place	86	Brian E. Steere	No	Brian E. Steere	10/5/2012	Follow Up
Original Pizza of Boston	53	Nathan P. Daggett	No	Nathan P. Daggett	5/30/2012	Follow Up
Original Pizza of Boston	53	Nathan P. Daggett	No	Nathan P. Daggett	11/27/2012	Follow Up
Orion Retail	26	Ian E. Jardin	No	Ian E. Jardin	4/9/2012	Follow Up
Orion Retail	26	Ian E. Jardin	No	Ian E. Jardin	6/14/2012	Follow Up
Orion Retail	26	Ian E. Jardin	No	Ian E. Jardin	8/29/2012	Follow Up
Orion Retail	26	Ian E. Jardin	No	Ian E. Jardin	10/10/2012	Follow Up
Orion Retail	26	Ian E. Jardin	No	Ian E. Jardin	12/19/2012	Follow Up
Osram Sylvania, Inc.	27	Ian E. Jardin	Yes	SYSTEM	1/23/2012	Sample
Osram Sylvania, Inc.	27	Ian E. Jardin	Yes	Ian E. Jardin	6/19/2012	Follow Up
Osram Sylvania, Inc.	27	Ian E. Jardin	Yes	Ian E. Jardin	7/25/2012	Sample
Osram Sylvania, Inc.	27	Ian E. Jardin	Yes	Ian E. Jardin	8/10/2012	Annual
Osram Sylvania, Inc.	27	Ian E. Jardin	Yes	Ian E. Jardin	11/27/2012	Follow Up
Ozzie's Family Restaurant	71	Eric J. Feroldi	No	EFEROLDI	1/10/2012	Follow Up
Ozzie's Family Restaurant	71	Eric J. Feroldi	No	EFEROLDI	5/29/2012	Follow Up
Ozzie's Family Restaurant	71	Eric J. Feroldi	No	EFEROLDI	7/24/2012	Follow Up
P & G Bowling, Inc.	85	Kyle C. Gannon	No	Kyle C. Gannon	3/8/2012	Follow Up
Packaging Concepts, Ltd.	24	Nathan P. Daggett	No	Nathan P. Daggett	6/5/2012	Follow Up
Packaging Concepts, Ltd.	24	Nathan P. Daggett	No	Nathan P. Daggett	8/9/2012	Follow Up
Packaging Concepts, Ltd.	24	Nathan P. Daggett	No	Nathan P. Daggett	9/17/2012	Follow Up
Packaging Concepts, Ltd.	24	Nathan P. Daggett	No	Nathan P. Daggett	12/3/2012	Follow Up
Packaging Graphics, LLC	24	Travis Costa	No	Travis Costa	9/12/2012	Follow Up
Packaging Graphics, LLC	24	Travis Costa	No	Travis Costa	12/11/2012	Follow Up
Panaderia El Antojo, Inc.	85	Darren Dolbashian	No	Darren Dolbashian	1/23/2012	Follow Up
Papa Gino's #408	85	Nathan Arruda	No	Nathan Arruda	3/15/2012	Follow Up
Papa Gino's-Lincoln Mall	85	Brian E. Steere	No	Brian E. Steere	1/5/2012	Follow Up
Park Management 295 Donut, Inc.	71	Darren Dolbashian	No	Darren Dolbashian	1/3/2012	Follow Up
Pastry Gourmet	71	Nathan Arruda	No	Nathan Arruda	2/7/2012	Follow Up
Pastry Gourmet	71	Nathan Arruda	No	Nathan Arruda	7/31/2012	Follow Up
Pastry Gourmet	71	Nathan Arruda	No	Nathan Arruda	9/5/2012	Follow Up
Paulo J. Darosa, D.D.S.	94	Travis Costa	No	Travis Costa	2/27/2012	Follow Up

**Bucklin Point
Inspection History - 2012**

Company	Category	Engineer Assigned	Significant	Inspected By	Date	Inspection Type
Pawtucket Ave:Esten Avenue Mill Area	78	Nathan Dean	No	EFEROLDI	7/24/2012	Follow Up
Pawtucket Ave:Esten Avenue Mill Area	78	Nathan Dean	No	Nathan P. Daggett	7/24/2012	Industrial Area
Pawtucket Country Club	85	Darren Dolbashian	No	Darren Dolbashian	10/2/2012	Follow Up
Pawtucket House of Pizza	85	Kyle C. Gannon	No	Kyle C. Gannon	9/26/2012	Follow Up
Pawtucket Lion Pizza, Inc.	85	Eric J. Feroldi	No	EFEROLDI	1/10/2012	Follow Up
Pawtucket Power Associates	16	Ian E. Jardin	Yes	SYSTEM	1/31/2012	Sample
Pawtucket Power Associates	16	Ian E. Jardin	Yes	SYSTEM	4/19/2012	Sample
Pawtucket Power Associates	16	Ian E. Jardin	Yes	SYSTEM	4/24/2012	Sample
Pawtucket Power Associates	16	Ian E. Jardin	Yes	Ian E. Jardin	6/5/2012	Follow Up
Pawtucket Power Associates	16	Ian E. Jardin	Yes	SYSTEM	7/17/2012	Sample
Pawtucket Power Associates	16	Ian E. Jardin	Yes	SYSTEM	8/22/2012	Sample
Pawtucket Power Associates	16	Ian E. Jardin	Yes	SYSTEM	9/12/2012	Sample
Pawtucket Power Associates	16	Ian E. Jardin	Yes	Ian E. Jardin	11/1/2012	Annual
Pawtucket Power Associates	16	Ian E. Jardin	Yes	Ian E. Jardin	12/17/2012	Follow Up
Pawtucket Skilled Nursing	86	Kyle C. Gannon	No	Kyle C. Gannon	9/20/2012	Follow Up
Pawtucket Taco	85	Brian E. Steere	No	Brian E. Steere	3/6/2012	Follow Up
Pepperoni's	71	Kyle C. Gannon	No	Kyle C. Gannon	4/19/2012	Follow Up
Phantom farms	85	Nathan Arruda	No	Nathan Arruda	6/28/2012	Follow Up
Philip J. Calabro, D.M.D.	94	Eric J. Feroldi	No	EFEROLDI	4/5/2012	Follow Up
Philip S. McGrath, D.M.D.	71	Brian E. Steere	No	Brian E. Steere	11/16/2012	Follow Up
Philopateert L.L.C.	85	Brian E. Steere	No	Brian E. Steere	12/21/2012	Follow Up
Phoenix Converting Corporation	59	Ian E. Jardin	No	Ian E. Jardin	6/26/2012	Follow Up
Phoenix Converting Corporation	59	Ian E. Jardin	No	Ian E. Jardin	12/12/2012	Follow Up
Piatek Machine Co., Inc.	42	Ian E. Jardin	No	Ian E. Jardin	6/26/2012	Follow Up
Piatek Machine Co., Inc.	42	Ian E. Jardin	No	Ian E. Jardin	12/18/2012	Follow Up
Piezoni's	85	Kyle C. Gannon	No	Kyle C. Gannon	4/19/2012	Initial Inspection
Pizza Man of Cumberland	85	Brian E. Steere	No	Brian E. Steere	7/20/2012	Follow Up
Pizzaworks	85	Nathan Arruda	No	Nathan Arruda	1/10/2012	Follow Up
Pizzaworks	85	Nathan Arruda	No	Nathan Arruda	3/8/2012	Follow Up
Pizzaworks	85	Nathan Arruda	No	Nathan Arruda	4/20/2012	Follow Up
Pizzaworks	85	Nathan Arruda	No	Nathan Arruda	4/26/2012	Follow Up
Pizzaworks	85	Nathan Arruda	No	Nathan Arruda	5/22/2012	Follow Up
Pizzaworks	85	Nathan Arruda	No	Nathan Arruda	6/5/2012	Follow Up
Pizzeria Romana	85	Kyle C. Gannon	No	Kyle C. Gannon	7/11/2012	Initial Inspection
Plouffe's Cup N Saucer	85	Brian E. Steere	No	Brian E. Steere	11/16/2012	Follow Up
PMG Inc.	85	Darren Dolbashian	No	Darren Dolbashian	10/10/2012	Follow Up
Poly/Sperse, Corp.	22	Travis Costa	No	Travis Costa	6/14/2012	Follow Up
Poly/Sperse, Corp.	22	Travis Costa	No	Travis Costa	12/12/2012	Follow Up
Poppy's Family Restaurant	85	Eric J. Feroldi	No	EFEROLDI	1/4/2012	Follow Up
Poppy's Family Restaurant	85	Eric J. Feroldi	No	EFEROLDI	2/14/2012	Follow Up
Portola Tech International	42	Kyle C. Gannon	No	Kyle C. Gannon	6/18/2012	Follow Up
Precision Dermatology	14	Ian E. Jardin	Yes	SYSTEM	3/22/2012	Sample
Precision Dermatology	14	Ian E. Jardin	Yes	Ian E. Jardin	5/16/2012	Annual
Precision Dermatology	14	Ian E. Jardin	Yes	Ian E. Jardin	6/19/2012	Follow Up
Precision Dermatology	14	Ian E. Jardin	Yes	SYSTEM	9/10/2012	Sample
Precision Dermatology	14	Ian E. Jardin	Yes	Ian E. Jardin	12/10/2012	Follow Up
Precision Polishing & Ornament	42	Travis Costa	No	Travis Costa	6/18/2012	Follow Up
Precision Polishing & Ornament	42	Travis Costa	No	Travis Costa	10/4/2012	Follow Up
Precision Polishing & Ornament	42	Travis Costa	No	Travis Costa	12/17/2012	Follow Up
Printmakers, Inc.	93	Travis Costa	No	Travis Costa	7/12/2012	Follow Up
Providence Braid Co., Inc.	44	Kyle C. Gannon	No	Kyle C. Gannon	6/14/2012	Follow Up
Providence Braid Co., Inc.	44	Kyle C. Gannon	No	Kyle C. Gannon	12/6/2012	Follow Up
Providence Metallizing Company, Inc.	11	Abigail Bernier	Yes	Abigail Bernier	2/22/2012	Follow Up
Providence Metallizing Company, Inc.	11	Abigail Bernier	Yes	Abigail Bernier	4/4/2012	Annual
Providence Metallizing Company, Inc.	11	Abigail Bernier	Yes	Abigail Bernier	6/5/2012	Follow Up
Providence Metallizing Company, Inc.	11	Abigail Bernier	Yes	SYSTEM	6/12/2012	Sample
Providence Metallizing Company, Inc.	11	Abigail Bernier	Yes	Kerry M. Britt	9/17/2012	Follow Up
Providence Metallizing Company, Inc.	11	Abigail Bernier	Yes	SYSTEM	12/10/2012	Sample
Providence Metallizing Company, Inc.	11	Abigail Bernier	Yes	Kerry M. Britt	12/18/2012	Follow Up
Providence Wire Creations, Inc. (Pawt)	42	Nathan P. Daggett	No	Nathan P. Daggett	6/12/2012	Follow Up
Providence Wire Creations, Inc. (Pawt)	42	Nathan P. Daggett	No	Nathan P. Daggett	12/4/2012	Follow Up
PRRC, Inc.	82	Kyle C. Gannon	No	Kyle C. Gannon	2/1/2012	Follow Up
R & D Manufacturing, Inc.	74	Nathan P. Daggett	No	Nathan P. Daggett	11/29/2012	Initial Inspection
R. Teto Motor Sales	60	Ian E. Jardin	No	Ian E. Jardin	10/22/2012	Initial Inspection

**Bucklin Point
Inspection History - 2012**

Company	Category	Engineer Assigned	Significant	Inspected By	Date	Inspection Type
R.J.W. Enterprises Inc.	85	Brian E. Steere	No	Brian E. Steere	3/5/2012	Follow Up
RAC Acceptance	60	Nathan P. Daggett	No	Nathan P. Daggett	10/25/2012	Initial Inspection
Raheb Restaurant, Inc.	85	Eric J. Feroldi	No	EFEROLDI	4/17/2012	Follow Up
Rand Whitney Southeast Container, LLC	24	Nathan P. Daggett	No	Nathan P. Daggett	6/12/2012	Follow Up
Rand Whitney Southeast Container, LLC	24	Nathan P. Daggett	No	Nathan P. Daggett	11/29/2012	Follow Up
Ravel Studio	60	Brian E. Steere	No	Brian E. Steere	10/25/2012	Initial Inspection
Real Reel Corporation	42	Travis Costa	No	Travis Costa	6/14/2012	Follow Up
Real Reel Corporation	42	Travis Costa	No	Travis Costa	12/12/2012	Follow Up
REEB Millwork	60	Darren Dolbashian	No	Darren Dolbashian	8/16/2012	Initial Inspection
Restaurante Serra Da Estrela	85	Brian E. Steere	No	Brian E. Steere	11/5/2012	Follow Up
Rhode Island Farms	71	Eric J. Feroldi	No	EFEROLDI	4/18/2012	Follow Up
Rhode Island Farms	71	Eric J. Feroldi	No	EFEROLDI	7/19/2012	Follow Up
Rhode Island Novelty	52	Nathan P. Daggett	No	EFEROLDI	6/8/2012	Follow Up
Rhode Island Textile Company	23	Travis Costa	No	Travis Costa	6/18/2012	Follow Up
Rhode Island Textile Company	23	Travis Costa	No	Travis Costa	12/11/2012	Follow Up
RI DOT - Smithfield	60	Brian E. Steere	No	Brian E. Steere	8/17/2012	Initial Inspection
Ribatejo	82	Darren Dolbashian	No	Darren Dolbashian	2/8/2012	Follow Up
Richline Group, Inc.	11	Ian E. Jardin	Yes	SYSTEM	1/3/2012	Sample
Richline Group, Inc.	11	Ian E. Jardin	Yes	SYSTEM	1/23/2012	Sample
Richline Group, Inc.	11	Ian E. Jardin	Yes	Ian E. Jardin	1/25/2012	Follow Up
Richline Group, Inc.	11	Ian E. Jardin	Yes	Ian E. Jardin	4/10/2012	Follow Up
Richline Group, Inc.	11	Ian E. Jardin	Yes	Ian E. Jardin	5/21/2012	Follow Up
Richline Group, Inc.	11	Ian E. Jardin	Yes	Ian E. Jardin	5/30/2012	Annual
Richline Group, Inc.	11	Ian E. Jardin	Yes	Ian E. Jardin	8/27/2012	Follow Up
Richline Group, Inc.	11	Ian E. Jardin	Yes	Ian E. Jardin	9/25/2012	Follow Up
Richline Group, Inc.	11	Ian E. Jardin	Yes	Ian E. Jardin	12/18/2012	Follow Up
Richmond Motor Sales, Inc.	97	Brian E. Steere	No	Brian E. Steere	11/7/2012	Meeting
Richmond Motor Sales, Inc.	97	Brian E. Steere	No	Brian E. Steere	11/30/2012	Initial Inspection
RIDCO Casting Co.	21	Darren Dolbashian	No	Darren Dolbashian	6/27/2012	Follow Up
RIDCO Casting Co.	21	Darren Dolbashian	No	Darren Dolbashian	12/21/2012	Follow Up
Right Spot Diner	85	Brian E. Steere	No	Brian E. Steere	3/14/2012	Follow Up
Riverside Diner	85	Brian E. Steere	No	Brian E. Steere	11/16/2012	Follow Up
Roast House Pub and Restaurant	85	Brian E. Steere	No	Brian E. Steere	3/15/2012	Follow Up
Ronald Ciombor, DDS	94	Ian E. Jardin	No	Ian E. Jardin	5/17/2012	Follow Up
Ronald Pratt Company, Inc.	11	Nathan P. Daggett	Yes	SYSTEM	1/13/2012	Sample
Ronald Pratt Company, Inc.	11	Nathan P. Daggett	Yes	SYSTEM	2/2/2012	Sample
Ronald Pratt Company, Inc.	11	Nathan P. Daggett	Yes	Nathan P. Daggett	2/27/2012	Follow Up
Ronald Pratt Company, Inc.	11	Nathan P. Daggett	Yes	Nathan P. Daggett	5/3/2012	Annual
Ronald Pratt Company, Inc.	11	Nathan P. Daggett	Yes	Nathan P. Daggett	9/14/2012	Follow Up
Ronzio Pizza-Main Street	71	Eric J. Feroldi	No	EFEROLDI	3/29/2012	Follow Up
Rose Sub LLC	85	Nathan Arruda	No	Nathan Arruda	7/31/2012	Follow Up
Rumford Dental	94	Nathan P. Daggett	No	Nathan P. Daggett	3/14/2012	Initial Inspection
Rumford Dental	94	Nathan P. Daggett	No	Nathan P. Daggett	4/24/2012	Follow Up
RYCO	60	Abigail Bernier	No	Abigail Bernier	4/3/2012	Follow Up
S & J Entertainment Inc.	85	Brian E. Steere	No	Brian E. Steere	5/10/2012	Follow Up
Sarkis Hagopian Enterprises LLC	85	Eric J. Feroldi	No	EFEROLDI	5/24/2012	Follow Up
Save-A-Lot (Armistice Blvd)	60	Kyle C. Gannon	No	Kyle C. Gannon	4/12/2012	Follow Up
Scetta Corporation	85	Brian E. Steere	No	Brian E. Steere	4/5/2012	Follow Up
Schofield Sanitation	80	Nathan Arruda	No	EFEROLDI	1/5/2012	Follow Up
Schofield Sanitation	80	Nathan Arruda	No	Darren Dolbashian	2/1/2012	Follow Up
Schofield Sanitation	80	Nathan Arruda	No	Nathan Arruda	2/3/2012	Follow Up
Schofield Sanitation	80	Nathan Arruda	No	Darren Dolbashian	3/12/2012	Follow Up
Schofield Sanitation	80	Nathan Arruda	No	EFEROLDI	4/3/2012	Follow Up
Schofield Sanitation	80	Nathan Arruda	No	Nathan Arruda	4/3/2012	Follow Up
Schofield Sanitation	80	Nathan Arruda	No	Nathan Arruda	5/1/2012	Follow Up
Schofield Sanitation	80	Nathan Arruda	No	Darren Dolbashian	6/8/2012	Follow Up
Schofield Sanitation	80	Nathan Arruda	No	Nathan Arruda	6/15/2012	Follow Up
Schofield Sanitation	80	Nathan Arruda	No	Nathan Arruda	7/17/2012	Follow Up
Schofield Sanitation	80	Nathan Arruda	No	Brian E. Steere	7/23/2012	Follow Up
Schofield Sanitation	80	Nathan Arruda	No	Darren Dolbashian	8/2/2012	Follow Up
Schofield Sanitation	80	Nathan Arruda	No	Nathan Arruda	9/27/2012	Initial Inspection
Schofield Sanitation	80	Nathan Arruda	No	Nathan Arruda	9/28/2012	Follow Up
Schofield Sanitation	80	Nathan Arruda	No	Kyle C. Gannon	10/1/2012	Follow Up
Schofield Sanitation	80	Nathan Arruda	No	Nathan Arruda	10/26/2012	Follow Up

**Bucklin Point
Inspection History - 2012**

Company	Category	Engineer Assigned	Significant	Inspected By	Date	Inspection Type
Schofield Sanitation	80	Nathan Arruda	No	Darren Dolbashian	11/1/2012	Follow Up
Schofield Sanitation	80	Nathan Arruda	No	Nathan Arruda	12/11/2012	Follow Up
Scituate Cesspool, Inc.	80	Eric J. Feroldi	No	Nathan Arruda	1/3/2012	Follow Up
Scituate Cesspool, Inc.	80	Eric J. Feroldi	No	EFEROLDI	2/1/2012	Follow Up
Scituate Cesspool, Inc.	80	Eric J. Feroldi	No	EFEROLDI	4/3/2012	Follow Up
Scituate Cesspool, Inc.	80	Eric J. Feroldi	No	EFEROLDI	6/8/2012	Follow Up
Scituate Cesspool, Inc.	80	Eric J. Feroldi	No	Darren Dolbashian	7/9/2012	Follow Up
Scituate Cesspool, Inc.	80	Eric J. Feroldi	No	EFEROLDI	7/17/2012	Follow Up
Scituate Cesspool, Inc.	80	Eric J. Feroldi	No	EFEROLDI	7/23/2012	Follow Up
Scituate Cesspool, Inc.	80	Eric J. Feroldi	No	Darren Dolbashian	8/2/2012	Follow Up
Scituate Cesspool, Inc.	80	Eric J. Feroldi	No	Nathan Arruda	8/3/2012	Follow Up
Scituate Cesspool, Inc.	80	Eric J. Feroldi	No	Darren Dolbashian	10/1/2012	Follow Up
Scituate Cesspool, Inc.	80	Eric J. Feroldi	No	Nathan Arruda	10/26/2012	Follow Up
Septage Station	77	Kerry M. Britt	No	Darren Dolbashian	1/3/2012	Follow Up
Septage Station	77	Kerry M. Britt	No	Nathan Arruda	1/3/2012	Follow Up
Septage Station	77	Kerry M. Britt	No	EFEROLDI	1/5/2012	Follow Up
Septage Station	77	Kerry M. Britt	No	Kyle C. Gannon	1/5/2012	Follow Up
Septage Station	77	Kerry M. Britt	No	Darren Dolbashian	2/1/2012	Follow Up
Septage Station	77	Kerry M. Britt	No	EFEROLDI	2/1/2012	Follow Up
Septage Station	77	Kerry M. Britt	No	Brian E. Steere	2/3/2012	Follow Up
Septage Station	77	Kerry M. Britt	No	Nathan Arruda	2/3/2012	Follow Up
Septage Station	77	Kerry M. Britt	No	Brian E. Steere	2/20/2012	Follow Up
Septage Station	77	Kerry M. Britt	No	EFEROLDI	3/2/2012	Follow Up
Septage Station	77	Kerry M. Britt	No	Brian E. Steere	3/12/2012	Follow Up
Septage Station	77	Kerry M. Britt	No	Kyle C. Gannon	3/12/2012	Follow Up
Septage Station	77	Kerry M. Britt	No	Darren Dolbashian	3/13/2012	Follow Up
Septage Station	77	Kerry M. Britt	No	EFEROLDI	3/23/2012	Follow Up
Septage Station	77	Kerry M. Britt	No	Nathan Arruda	3/23/2012	Follow Up
Septage Station	77	Kerry M. Britt	No	EFEROLDI	4/3/2012	Follow Up
Septage Station	77	Kerry M. Britt	No	Nathan Arruda	4/3/2012	Follow Up
Septage Station	77	Kerry M. Britt	No	Darren Dolbashian	4/4/2012	Follow Up
Septage Station	77	Kerry M. Britt	No	Kyle C. Gannon	4/4/2012	Follow Up
Septage Station	77	Kerry M. Britt	No	Brian E. Steere	4/30/2012	Follow Up
Septage Station	77	Kerry M. Britt	No	EFEROLDI	5/1/2012	Follow Up
Septage Station	77	Kerry M. Britt	No	Nathan Arruda	5/1/2012	Follow Up
Septage Station	77	Kerry M. Britt	No	Brian E. Steere	5/11/2012	Follow Up
Septage Station	77	Kerry M. Britt	No	Kyle C. Gannon	5/29/2012	Follow Up
Septage Station	77	Kerry M. Britt	No	Darren Dolbashian	6/8/2012	Follow Up
Septage Station	77	Kerry M. Britt	No	EFEROLDI	6/8/2012	Follow Up
Septage Station	77	Kerry M. Britt	No	Nathan Arruda	6/15/2012	Follow Up
Septage Station	77	Kerry M. Britt	No	EFEROLDI	6/28/2012	Follow Up
Septage Station	77	Kerry M. Britt	No	Kyle C. Gannon	6/28/2012	Follow Up
Septage Station	77	Kerry M. Britt	No	Nathan Arruda	6/28/2012	Follow Up
Septage Station	77	Kerry M. Britt	No	Darren Dolbashian	7/9/2012	Follow Up
Septage Station	77	Kerry M. Britt	No	Kyle C. Gannon	7/9/2012	Follow Up
Septage Station	77	Kerry M. Britt	No	Brian E. Steere	7/10/2012	Follow Up
Septage Station	77	Kerry M. Britt	No	EFEROLDI	7/17/2012	Follow Up
Septage Station	77	Kerry M. Britt	No	Nathan Arruda	7/17/2012	Follow Up
Septage Station	77	Kerry M. Britt	No	Brian E. Steere	7/23/2012	Follow Up
Septage Station	77	Kerry M. Britt	No	EFEROLDI	7/23/2012	Follow Up
Septage Station	77	Kerry M. Britt	No	Darren Dolbashian	8/2/2012	Follow Up
Septage Station	77	Kerry M. Britt	No	EFEROLDI	8/3/2012	Follow Up
Septage Station	77	Kerry M. Britt	No	Nathan Arruda	8/3/2012	Follow Up
Septage Station	77	Kerry M. Britt	No	Brian E. Steere	8/6/2012	Follow Up
Septage Station	77	Kerry M. Britt	No	Kyle C. Gannon	8/6/2012	Follow Up
Septage Station	77	Kerry M. Britt	No	Darren Dolbashian	9/4/2012	Follow Up
Septage Station	77	Kerry M. Britt	No	Kyle C. Gannon	9/4/2012	Follow Up
Septage Station	77	Kerry M. Britt	No	Nathan Arruda	9/28/2012	Follow Up
Septage Station	77	Kerry M. Britt	No	Darren Dolbashian	10/1/2012	Follow Up
Septage Station	77	Kerry M. Britt	No	Kyle C. Gannon	10/1/2012	Follow Up
Septage Station	77	Kerry M. Britt	No	Nathan Arruda	10/26/2012	Follow Up
Septage Station	77	Kerry M. Britt	No	Darren Dolbashian	11/1/2012	Follow Up
Septage Station	77	Kerry M. Britt	No	Nathan Arruda	11/1/2012	Follow Up
Septage Station	77	Kerry M. Britt	No	Darren Dolbashian	11/29/2012	Follow Up

**Bucklin Point
Inspection History - 2012**

Company	Category	Engineer Assigned	Significant	Inspected By	Date	Inspection Type
Septage Station	77	Kerry M. Britt	No	Kyle C. Gannon	11/29/2012	Follow Up
Septage Station	77	Kerry M. Britt	No	Brian E. Steere	12/11/2012	Follow Up
Septage Station	77	Kerry M. Britt	No	Nathan Arruda	12/11/2012	Follow Up
Septage Station	77	Kerry M. Britt	No	Brian E. Steere	12/21/2012	Follow Up
Septage Station	77	Kerry M. Britt	No	Kyle C. Gannon	12/31/2012	Follow Up
SES America	60	Eric J. Feroldi	No	EFEROLDI	8/17/2012	Initial Inspection
Seven Stars Bakery - Newman Avenue	85	Kyle C. Gannon	No	Kyle C. Gannon	3/29/2012	Follow Up
Seven Stars Bakery - Pawtucket	81	Kyle C. Gannon	No	Kyle C. Gannon	3/14/2012	Follow Up
Shish Kabob	85	Brian E. Steere	No	Brian E. Steere	4/5/2012	Follow Up
Simmering Soup, Inc.	81	Nathan Arruda	No	Nathan Arruda	3/23/2012	Follow Up
Simmering Soup, Inc.	81	Nathan Arruda	No	Nathan Arruda	5/23/2012	Follow Up
Simmering Soup, Inc.	81	Nathan Arruda	No	Nathan Arruda	6/7/2012	Follow Up
Simmering Soup, Inc.	81	Nathan Arruda	No	Nathan Arruda	8/7/2012	Meeting
Simmering Soup, Inc.	81	Nathan Arruda	No	Nathan Arruda	10/18/2012	Meeting
So Fresh and So Clean of Pawtucket	71	Nathan Arruda	No	Nathan Arruda	5/31/2012	Initial Inspection
Southern East Providence	78	Nathan Dean	No	Brian E. Steere	1/31/2012	Industrial Area
Southern East Providence	78	Nathan Dean	No	Ian E. Jardin	1/31/2012	Industrial Area
SP Donuts, Inc.	85	Kyle C. Gannon	No	Kyle C. Gannon	5/24/2012	Follow Up
Sparky's Restaurant	85	Nathan Arruda	No	Nathan Arruda	5/25/2012	Follow Up
Spin City Cumberland, LLC	92	Travis Costa	No	Travis Costa	2/6/2012	Follow Up
Spin City Cumberland, LLC	92	Travis Costa	No	Travis Costa	8/1/2012	Follow Up
Spirit Recognition	99	Travis Costa	No	Travis Costa	1/19/2012	Follow Up
Spirit Recognition	99	Travis Costa	No	Travis Costa	5/8/2012	Follow Up
Splash Snack Bar and Grill	85	Darren Dolbashian	No	Darren Dolbashian	7/26/2012	Follow Up
SRP Family Dental	94	Nathan P. Daggett	No	Nathan P. Daggett	2/21/2012	Follow Up
St. Raphael Academy - East Building	86	Eric J. Feroldi	No	EFEROLDI	5/16/2012	Follow Up
St. Raphael Academy - West Building	99	Eric J. Feroldi	No	EFEROLDI	5/16/2012	Follow Up
Stackbin Corporation	11	Travis Costa	Yes	Travis Costa	1/25/2012	Annual
Stackbin Corporation	11	Travis Costa	Yes	Travis Costa	3/14/2012	Follow Up
Stackbin Corporation	11	Travis Costa	Yes	Travis Costa	4/19/2012	Investigation
Stackbin Corporation	11	Travis Costa	Yes	SYSTEM	5/1/2012	Sample
Stackbin Corporation	11	Travis Costa	Yes	Travis Costa	5/25/2012	Follow Up
Stackbin Corporation	11	Travis Costa	Yes	Brian E. Steere	5/30/2012	Investigation
Stackbin Corporation	11	Travis Costa	Yes	Travis Costa	6/13/2012	Investigation
Stackbin Corporation	11	Travis Costa	Yes	Travis Costa	7/2/2012	Sample
Stackbin Corporation	11	Travis Costa	Yes	Travis Costa	8/15/2012	Follow Up
Stackbin Corporation	11	Travis Costa	Yes	SYSTEM	11/27/2012	Sample
Starbucks Restaurant-Lincoln Mall	85	Brian E. Steere	No	Brian E. Steere	4/13/2012	Follow Up
Starbucks Restaurant-Lincoln Mall	85	Brian E. Steere	No	Brian E. Steere	11/2/2012	Follow Up
STEMCELLS, INC.	53	Nathan P. Daggett	No	Nathan P. Daggett	5/30/2012	Follow Up
Stop & Shop Supermarket #710	82	Eric J. Feroldi	No	EFEROLDI	7/6/2012	Follow Up
Stork's Nest Child Academy	60	Brian E. Steere	No	Brian E. Steere	4/12/2012	Initial Inspection
Stuart Manufacturing, LLC	49	Ian E. Jardin	No	Ian E. Jardin	5/1/2012	Follow Up
Stuart Manufacturing, LLC	49	Ian E. Jardin	No	Ian E. Jardin	6/19/2012	Follow Up
Stuart Manufacturing, LLC	49	Ian E. Jardin	No	Ian E. Jardin	11/27/2012	Follow Up
Subway (Beverage Hill)	71	Eric J. Feroldi	No	EFEROLDI	2/6/2012	Follow Up
Subway (Beverage Hill)	71	Eric J. Feroldi	No	EFEROLDI	7/26/2012	Follow Up
Subway (North Broadway)	85	Kyle C. Gannon	No	Kyle C. Gannon	3/29/2012	Follow Up
Subway (Pawtucket Avenue)	85	Nathan Arruda	No	Nathan Arruda	7/25/2012	Initial Inspection
Summit Manufacturing Corporation	11	Nathan P. Daggett	Yes	SYSTEM	2/6/2012	Sample
Summit Manufacturing Corporation	11	Nathan P. Daggett	Yes	Nathan P. Daggett	3/2/2012	Follow Up
Summit Manufacturing Corporation	11	Nathan P. Daggett	Yes	SYSTEM	4/4/2012	Sample
Summit Manufacturing Corporation	11	Nathan P. Daggett	Yes	Nathan P. Daggett	6/4/2012	Follow Up
Summit Manufacturing Corporation	11	Nathan P. Daggett	Yes	Nathan P. Daggett	10/11/2012	Annual
Summit Manufacturing Corporation	11	Nathan P. Daggett	Yes	Nathan P. Daggett	11/29/2012	Follow Up
Sunoco, Inc. (R&M)	85	Eric J. Feroldi	No	EFEROLDI	3/30/2012	Follow Up
Sunshine Market	81	Kyle C. Gannon	No	Kyle C. Gannon	5/8/2012	Follow Up
Super Dragon	85	Darren Dolbashian	No	Darren Dolbashian	1/4/2012	Follow Up
Swan Cleaners	92	Kyle C. Gannon	No	Kyle C. Gannon	8/9/2012	Follow Up
Taco Mix	85	Brian E. Steere	No	Brian E. Steere	4/3/2012	Follow Up
Tanury Industries	11	Abigail Bernier	Yes	SYSTEM	2/16/2012	Sample
Tanury Industries	11	Abigail Bernier	Yes	Abigail Bernier	3/12/2012	Follow Up
Tanury Industries	11	Abigail Bernier	Yes	Abigail Bernier	4/5/2012	Meeting
Tanury Industries	11	Abigail Bernier	Yes	Abigail Bernier	4/18/2012	Follow Up

**Bucklin Point
Inspection History - 2012**

Company	Category	Engineer Assigned	Significant	Inspected By	Date	Inspection Type
Tanury Industries	11	Abigail Bernier	Yes	Abigail Bernier	6/13/2012	Follow Up
Tanury Industries	11	Abigail Bernier	Yes	Abigail Bernier	7/11/2012	Annual
Tanury Industries	11	Abigail Bernier	Yes	SYSTEM	7/30/2012	Sample
Tanury Industries	11	Abigail Bernier	Yes	Kerry M. Britt	9/17/2012	Follow Up
Tanury Industries	11	Abigail Bernier	Yes	Kerry M. Britt	12/18/2012	Follow Up
Tanury Industries PVD, Inc.	11	Abigail Bernier	Yes	Abigail Bernier	3/12/2012	Follow Up
Tanury Industries PVD, Inc.	11	Abigail Bernier	Yes	SYSTEM	4/17/2012	Sample
Tanury Industries PVD, Inc.	11	Abigail Bernier	Yes	Abigail Bernier	4/18/2012	Follow Up
Tanury Industries PVD, Inc.	11	Abigail Bernier	Yes	Abigail Bernier	6/13/2012	Annual
Tanury Industries PVD, Inc.	11	Abigail Bernier	Yes	SYSTEM	8/3/2012	Sample
Tanury Industries PVD, Inc.	11	Abigail Bernier	Yes	Kerry M. Britt	9/17/2012	Follow Up
Tanury Industries PVD, Inc.	11	Abigail Bernier	Yes	Kerry M. Britt	12/18/2012	Follow Up
Tanya Creations, Inc.	42	Nathan P. Daggett	No	Nathan P. Daggett	8/1/2012	Follow Up
Tanya Creations, Inc.	42	Nathan P. Daggett	No	Nathan P. Daggett	12/4/2012	Follow Up
Taqueria Lupita	85	Darren Dolbashian	No	Darren Dolbashian	7/18/2012	Follow Up
Target Corporation - T2073	85	Brian E. Steere	No	Brian E. Steere	4/24/2012	Follow Up
Tastex Corporation	23	Travis Costa	No	Travis Costa	3/30/2012	Follow Up
Tastex Corporation	23	Travis Costa	No	Travis Costa	6/27/2012	Follow Up
Tastex Corporation	23	Travis Costa	No	Travis Costa	10/4/2012	Follow Up
Tastex Corporation	23	Travis Costa	No	Travis Costa	12/17/2012	Follow Up
Tavernias Grille	71	Nathan Arruda	No	Nathan Arruda	2/27/2012	Follow Up
Tavernias Grille	71	Nathan Arruda	No	Nathan Arruda	7/17/2012	Follow Up
Tavernias Grille	71	Nathan Arruda	No	Nathan Arruda	9/26/2012	Follow Up
TD Barton Food, LLC	71	Nathan Arruda	No	Nathan Arruda	1/18/2012	Follow Up
Tedor Pharma Inc.	14	Ian E. Jardin	Yes	SYSTEM	1/12/2012	Sample
Tedor Pharma Inc.	14	Ian E. Jardin	Yes	Ian E. Jardin	4/3/2012	Follow Up
Tedor Pharma Inc.	14	Ian E. Jardin	Yes	Ian E. Jardin	4/11/2012	Annual
Tedor Pharma Inc.	14	Ian E. Jardin	Yes	Ian E. Jardin	6/19/2012	Follow Up
Tedor Pharma Inc.	14	Ian E. Jardin	Yes	SYSTEM	8/8/2012	Sample
Tedor Pharma Inc.	14	Ian E. Jardin	Yes	Ian E. Jardin	12/11/2012	Follow Up
Teknicote, Inc. (Cumberland)	11	Nathan P. Daggett	Yes	SYSTEM	1/25/2012	Sample
Teknicote, Inc. (Cumberland)	11	Nathan P. Daggett	Yes	Nathan P. Daggett	2/3/2012	Follow Up
Teknicote, Inc. (Cumberland)	11	Nathan P. Daggett	Yes	Nathan P. Daggett	6/20/2012	Annual
Teknicote, Inc. (Cumberland)	11	Nathan P. Daggett	Yes	SYSTEM	7/25/2012	Sample
Teknicote, Inc. (Cumberland)	11	Nathan P. Daggett	Yes	Nathan P. Daggett	12/6/2012	Follow Up
Teknor Apex - Mendon	37	Ian E. Jardin	No	Ian E. Jardin	6/11/2012	Follow Up
Teknor Apex - Mendon	37	Ian E. Jardin	No	Ian E. Jardin	12/12/2012	Follow Up
Teknor Apex Co.	27	Ian E. Jardin	No	Ian E. Jardin	4/23/2012	Investigation
Teknor Apex Co.	27	Ian E. Jardin	No	Ian E. Jardin	6/11/2012	Follow Up
Teknor Apex Co.	27	Ian E. Jardin	No	Ian E. Jardin	12/12/2012	Follow Up
Texcel Industries, Inc.	23	Ian E. Jardin	No	Ian E. Jardin	6/19/2012	Initial Inspection
Texcel Industries, Inc.	23	Ian E. Jardin	No	Ian E. Jardin	11/27/2012	Follow Up
The Evans Company, Inc.	21	Darren Dolbashian	No	Darren Dolbashian	6/8/2012	Follow Up
The Evans Company, Inc.	21	Darren Dolbashian	No	Darren Dolbashian	12/21/2012	Follow Up
The Family Dentist, Inc.	94	Darren Dolbashian	No	Darren Dolbashian	2/6/2012	Follow Up
The French Tarte LLC	81	Nathan Arruda	No	Nathan Arruda	3/26/2012	Meeting
The French Tarte LLC	81	Nathan Arruda	No	Nathan Arruda	3/29/2012	Initial Inspection
The French Tarte LLC	81	Nathan Arruda	No	Nathan Arruda	12/6/2012	Follow Up
The INSCO Group	99	Abigail Bernier	No	Abigail Bernier	3/12/2012	Follow Up
The INSCO Group	99	Abigail Bernier	No	Abigail Bernier	6/13/2012	Follow Up
The Mansion, Inc.	86	Eric J. Feroldi	No	EFEROLDI	3/20/2012	Follow Up
The Salvation Army	85	Darren Dolbashian	No	Darren Dolbashian	1/25/2012	Follow Up
Thyssenkrupp Materials	46	Ian E. Jardin	No	Ian E. Jardin	4/9/2012	Follow Up
Thyssenkrupp Materials	46	Ian E. Jardin	No	Ian E. Jardin	6/14/2012	Follow Up
Thyssenkrupp Materials	46	Ian E. Jardin	No	Ian E. Jardin	8/28/2012	Follow Up
Thyssenkrupp Materials	46	Ian E. Jardin	No	Ian E. Jardin	10/3/2012	Follow Up
Thyssenkrupp Materials	46	Ian E. Jardin	No	Ian E. Jardin	12/4/2012	Follow Up
Tiffany and Company	15	Ian E. Jardin	Yes	Ian E. Jardin	3/20/2012	Follow Up
Tiffany and Company	15	Ian E. Jardin	Yes	Ian E. Jardin	4/9/2012	Sample
Tiffany and Company	15	Ian E. Jardin	Yes	Ian E. Jardin	5/23/2012	Annual
Tiffany and Company	15	Ian E. Jardin	Yes	SYSTEM	9/4/2012	Sample
Tiffany and Company	15	Ian E. Jardin	Yes	Ian E. Jardin	12/10/2012	Follow Up
Tire Pros	60	Eric J. Feroldi	No	EFEROLDI	7/10/2012	Investigation
Tolo's Seafood and Chicken	85	Brian E. Steere	No	Brian E. Steere	3/15/2012	Follow Up

**Bucklin Point
Inspection History - 2012**

Company	Category	Engineer Assigned	Significant	Inspected By	Date	Inspection Type
Tolo's Seafood and Chicken	85	Brian E. Steere	No	Brian E. Steere	7/12/2012	Follow Up
Tony's Pizza	85	Eric J. Feroldi	No	EFEROLDI	4/25/2012	Meeting
Tony's Pizza	85	Eric J. Feroldi	No	EFEROLDI	6/29/2012	Initial Inspection
Tony's Pizza Palace	71	Kyle C. Gannon	No	Kyle C. Gannon	7/30/2012	Follow Up
Torre Corp.	85	Kyle C. Gannon	No	Kyle C. Gannon	7/11/2012	Follow Up
Torti Services	80	Darren Dolbashian	No	Darren Dolbashian	2/1/2012	Follow Up
Torti Services	80	Darren Dolbashian	No	Darren Dolbashian	7/17/2012	Initial Inspection
Torti Services	80	Darren Dolbashian	No	EFEROLDI	8/7/2012	Follow Up
Toti's Pizza Palace, Inc.	85	Eric J. Feroldi	No	EFEROLDI	8/7/2012	Follow Up
Tracey Gear Inc.	42	Nathan P. Daggett	No	Nathan P. Daggett	6/4/2012	Follow Up
Tracey Gear Inc.	42	Nathan P. Daggett	No	Nathan P. Daggett	12/4/2012	Follow Up
Triple P's	85	Brian E. Steere	No	Brian E. Steere	12/21/2012	Follow Up
Triton Maintenance	60	Brian E. Steere	No	Brian E. Steere	10/22/2012	Initial Inspection
Tropical Restaurant	71	Kyle C. Gannon	No	Kyle C. Gannon	11/19/2012	Follow Up
Truex, Inc.	11	Nathan P. Daggett	Yes	Nathan P. Daggett	3/2/2012	Follow Up
Truex, Inc.	11	Nathan P. Daggett	Yes	Nathan P. Daggett	4/17/2012	Sample
Truex, Inc.	11	Nathan P. Daggett	Yes	SYSTEM	4/18/2012	Sample
Truex, Inc.	11	Nathan P. Daggett	Yes	Nathan P. Daggett	6/4/2012	Follow Up
Truex, Inc.	11	Nathan P. Daggett	Yes	Nathan P. Daggett	8/29/2012	Annual
Truex, Inc.	11	Nathan P. Daggett	Yes	SYSTEM	9/10/2012	Sample
Truex, Inc.	11	Nathan P. Daggett	Yes	Nathan P. Daggett	12/4/2012	Follow Up
UGOL Woodworks	60	Brian E. Steere	No	Brian E. Steere	10/25/2012	Initial Inspection
Uncle Tony's Pizza & Pasta	85	Nathan Arruda	No	Nathan Arruda	8/1/2012	Follow Up
Underground Hero's Inc.	85	Eric J. Feroldi	No	EFEROLDI	7/26/2012	Initial Inspection
United Methodist Elder Care	86	Kyle C. Gannon	No	Kyle C. Gannon	1/18/2012	Follow Up
United Methodist Elder Care	86	Kyle C. Gannon	No	Kyle C. Gannon	9/20/2012	Follow Up
United Skates of America	85	Eric J. Feroldi	No	EFEROLDI	6/12/2012	Follow Up
Village Restaurant, Inc.	85	Brian E. Steere	No	Brian E. Steere	12/3/2012	Follow Up
Visual Creations, Inc.	52	Nathan P. Daggett	No	Nathan P. Daggett	6/12/2012	Follow Up
Visual Creations, Inc.	52	Nathan P. Daggett	No	Nathan P. Daggett	12/4/2012	Follow Up
Vital Diagnostics, Inc.	22	Travis Costa	Yes	Travis Costa	3/22/2012	Follow Up
Vital Diagnostics, Inc.	22	Travis Costa	Yes	Travis Costa	4/19/2012	Investigation
Vital Diagnostics, Inc.	22	Travis Costa	Yes	SYSTEM	5/1/2012	Sample
Vital Diagnostics, Inc.	22	Travis Costa	Yes	Travis Costa	5/25/2012	Follow Up
Vital Diagnostics, Inc.	22	Travis Costa	Yes	Travis Costa	8/15/2012	Follow Up
Vital Diagnostics, Inc.	22	Travis Costa	Yes	SYSTEM	10/3/2012	Sample
Vital Diagnostics, Inc.	22	Travis Costa	Yes	Travis Costa	11/27/2012	Annual
W.T. Wilson, Inc.	11	Nathan P. Daggett	Yes	Nathan P. Daggett	1/5/2012	Annual
W.T. Wilson, Inc.	11	Nathan P. Daggett	Yes	SYSTEM	1/12/2012	Sample
W.T. Wilson, Inc.	11	Nathan P. Daggett	Yes	SYSTEM	1/13/2012	Sample
W.T. Wilson, Inc.	11	Nathan P. Daggett	Yes	SYSTEM	1/18/2012	Sample
W.T. Wilson, Inc.	11	Nathan P. Daggett	Yes	Nathan P. Daggett	6/28/2012	Follow Up
Walt's Roast Beef	85	Darren Dolbashian	No	Darren Dolbashian	3/6/2012	Follow Up
Wardwell Braiding Machine Company	26	Kyle C. Gannon	No	Kyle C. Gannon	6/7/2012	Follow Up
Wardwell Braiding Machine Company	26	Kyle C. Gannon	No	Kyle C. Gannon	12/17/2012	Follow Up
Weinberg Glass, LTD.	71	Abigail Bernier	No	Kyle C. Gannon	9/10/2012	Follow Up
Wendy's (Cottage Street)	85	Eric J. Feroldi	No	EFEROLDI	7/6/2012	Follow Up
Western Central Falls	78	Nathan Dean	No	Darren Dolbashian	9/26/2012	Industrial Area
Western Central Falls	78	Nathan Dean	No	Nathan P. Daggett	9/26/2012	Industrial Area
Whistle Stop Restaurant & Ice Cream Shop	85	Darren Dolbashian	No	Darren Dolbashian	7/18/2012	Follow Up
Whittet-Higgins Company	42	Brian E. Steere	No	Brian E. Steere	7/10/2012	Follow Up
Whittet-Higgins Company	42	Brian E. Steere	No	Brian E. Steere	12/20/2012	Follow Up
Wildflower Bakery Cafe + Juice Bar	85	Travis Costa	No	Travis Costa	2/14/2012	Follow Up
William B. Chan DMD	94	Eric J. Feroldi	No	EFEROLDI	3/6/2012	Follow Up
WM J Hirten Co.	60	Brian E. Steere	No	Brian E. Steere	10/24/2012	Initial Inspection
Xelapan Bakery and Convenience	81	Brian E. Steere	No	Brian E. Steere	11/5/2012	Follow Up
Zaccagnini's Pastry Shoppe	81	Brian E. Steere	No	Brian E. Steere	4/5/2012	Follow Up
Zaccagnini's Pastry Shoppe	81	Brian E. Steere	No	Brian E. Steere	8/8/2012	Follow Up
Zebra Technologies Corporation	42	Ian E. Jardin	No	Ian E. Jardin	4/12/2012	Follow Up
Zebra Technologies Corporation	42	Ian E. Jardin	No	Ian E. Jardin	6/18/2012	Follow Up
Zebra Technologies Corporation	42	Ian E. Jardin	No	Ian E. Jardin	8/27/2012	Follow Up
Zebra Technologies Corporation	42	Ian E. Jardin	No	Ian E. Jardin	10/3/2012	Follow Up
Zebra Technologies Corporation	42	Ian E. Jardin	No	Ian E. Jardin	12/17/2012	Follow Up

ATTACHMENT VOLUME II

SECTION 4

***EMERGENCY OR SPECIAL
INVESTIGATIONS***

***EMERGENCY OR SPECIAL
INVESTIGATIONS***

FIELD'S POINT

Emergency or Special Investigations - FIELD'S POINT:

No investigations during the month of January

- 2/16/12 Pretreatment staff responded to a report from the DEM regarding oil observed by the Coast Guard coming from an outfall near Motiva Enterprises, LLC on Allens Avenue in Providence. Pretreatment staff met with representatives of the Coast Guard and DEM to review sewer maps and Motiva facility plans associated with the area. The review of the maps for the area indicated the outfall and associated storm line are owned by the R.I. Department of Transportation (DOT). A boom was installed on the outfall. The Coast Guard contracted a company to flush and clean out the storm line.
- 03/20/12 Pretreatment staff responded to a report from Interceptor Maintenance (IM) staff of petroleum odors in a manhole located on George Waterman Road in Johnston. The report also stated the line was surcharged to capacity. Pretreatment staff met IM staff at the location. There is a gas station at this site. The atmosphere in and around the manholes on the sewer line was tested using a four gas meter. Nothing unusual was detected and there were no petroleum odors. The wastewater in the pipe was flowing well and the line was not surcharged.
- 03/23/12 Pretreatment staff responded to a report of food being dumped into neighboring properties from patrons of The McCauley House, a soup kitchen in Providence. Upon inspection of the surrounding area, no evidence of food waste could be seen on any neighboring property. The McCauley House was notified of the complaint. In addition, the grease removal unit was inspected and appeared to be operating properly.
- 03/27/12 Pretreatment staff responded to a report of a fire in the 725 Branch Avenue Mill Complex in Providence. Upon arrival at the mill it was noted that the fire had occurred in an unoccupied area of the mill building. The sewer system was not adversely impacted by the fire.
- 03/27/12 Pretreatment staff responded to a report from IM staff stating a manhole on a city of Providence owned line surcharged at the Providence Place Mall. Upon arrival at the mall, staff was informed that the City of Providence was attempting to identify the cause. Grease was not believed to be the cause of the blockage. The NBC was informed that the contractor hired by the City of Providence found cinderblocks in the sewer line.

Emergency or Special Investigations - FIELD'S POINT (continued):

- 04/17/12 Pretreatment staff responded to a report from residents on Pallas Street in Providence stating they were having drainage issues. The area upstream of the location, was investigated and determined to be solely residential.
- 04/17/12 Pretreatment staff responded to a report of grease build-up in the sewer line on Newton Street in Providence. The area upstream of the location was investigated. There is only one restaurant discharging to this line which is permitted. The restaurant was inspected. The facility appeared to be maintaining the grease removal unit and had no operational problems.
- 04/26/12 Pretreatment staff responded to a report from Monarch Metal Finishing of a spill of approximately 300 gallons of hypochlorite solution in the company parking lot. The report stated the spill occurred when Robert's Chemical was delivering the solution. Staff met with representatives of Robert's Chemical and Monarch Metal Finishing. The spill flowed from the parking lot onto Toronto Street and then into a catch basin at the corner of Toronto Street and Virginia Avenue. Ground corn cob was initially used to prevent the spill from further entering into the catch basin, however due to the hypochlorite reacting with the corn cob, pumice was used. The representative of Robert's Chemical reported the spill to the DEM, who oversaw the cleanup. Clean Harbors was contracted to clean up the spill. There was no impact on the Field's Point Treatment Facility or the sewer system.
- 05/01/12 Pretreatment staff responded to a report from IM staff stating a Johnston town sewer line on Jenks Lane was running slow. The Town stated when they cleaned the line they found grease. There is one restaurant, Reali's Fine Italian Cuisine, located in the area on Putnam Pike and discharges to the sewer line on Putnam Pike downstream of Jenks Lane. The firm was inspected and verified to be in order. The Jenks Lane area is strictly residential. The Putnam Pike line was running fine.
- 06/06/12 Pretreatment staff responded to a report from the VA Medical Center stating there was a spill of propylene glycol at the facility. The spill occurred on the 8th floor of the main hospital building when a seal on a recirculation pipe broke. The firm estimated approximately 28 gallons of propylene glycol leaked from the system, and 23-25 gallons entered a floor drain that ultimately discharges to the sewer system. The firm was instructed to submit a report detailing the incident and the measures that will be taken to prevent a similar occurrence. The Field's Point plant was not adversely impacted.
- 06/08/12 Pretreatment staff responded to a report from the Providence Department of Public Works (DPW) of a grease blockage in the sewer line on Eutaw Street in Providence. Upon inspection of the manhole where the blockage had occurred, it appeared that no permitted facilities discharge into Eutaw Street. The area surrounding the area was assessed and determined to be residential.

Emergency or Special Investigations - FIELD'S POINT (continued):

- 07/02/12 Pretreatment staff responded to a report from the City of Providence DPW of grease in the sewer line at DePasquale Plaza on Atwells Avenue in Providence. The area upstream of the blockage was assessed. Six permitted food preparation facilities and three unpermitted restaurants were found to be discharging into the area of the impacted line. The three unpermitted facilities, Solo Burger Bar, Dolce Vita, and Palmieri's Piazza Caffè, were all required to apply for a permit and install grease removal equipment. Three of the six permitted facilities, Geppetto's, Antonelli's Poultry, and Venda Ravioli - DePasquale were found to be in compliance with their permits. The other three permitted facilities, Venda Ravioli - 265, Venda Ravioli - 271, and Zooma were inspected and the grease removal units (GRU) were not being properly maintained. All three facilities were issued Notices of Violation and were required to maintain the GRUs so they are operational at all times. None of the firms experienced any back-ups or plumbing issues associated with the reported grease blockage.
- 07/24/12 Pretreatment staff responded to a report from the City of Providence staff of grease build-up in the sewer line at the intersection of Public Street and Elmwood Avenue in Providence. Upon arrival it was determined that Apsara Asian Restaurant is the only restaurant discharging to this line. The restaurant, which is permitted, was inspected and appeared to be maintaining the grease removal unit. However, the contact stated that the sinks and toilets in the facility had been draining slowly over the previous couple of days. In addition, the contact stated the grease build up in the line could have been from the firm's older grease removal unit which was recently replaced with an NBC approved model.
- 08/02/12 Pretreatment staff responded to a report from IM staff of a blockage at the intersection of Cherry Hill and George Waterman Roads in Johnston. The area upstream of the location was investigated. There are seven food preparation facilities in this area. All of the facilities are permitted and were inspected. Four of the facilities were maintaining the GRU and had no operational problems. Three of the facilities were not maintaining their GRU properly. These facilities were issued Notices of Violation requiring them to clean the GRU and maintain it properly.
- 08/20/12 Pretreatment staff received a report from Sprague Energy Corporation stating to
08/22/12 an oil sheen was discharging from an outfall on the property. The outfall was determined to be the NBC OF- 004. Upon arriving at the facility, Pretreatment staff met with representatives of Sprague Energy Corporation. It was noted that the sheen was discharging from the outfall. The firm had deployed an absorbent boom around the outfall to contain the oil. A manhole on the property located near the truck loading area was inspected. Oil was found in the manhole. The company representative stated that the facility had been flooded during the rainstorm that occurred on August 16, 2012.

Emergency or Special Investigations - FIELD'S POINT (continued):

08/20/12 The storm line on Dudley Street was inspected. Oil was seen in manholes on
to this storm line as well in storm lines discharging to the Dudley Street storm
08/22/12 line. However, it was determined this oil was not the source of the sheen at
(cont'd) the outfall since the Dudley Street storm line discharges through outfall OF-
061.

The Sprague property was then inspected. The company representative stated there are no underground oil storage tanks or piping. The inspection did not show any oil on the ground. OF-004 was re-inspected and the sheen was still evident.

On August 21, 2012, Pretreatment staff returned to Sprague. The oil sheen was still present at OF- 004. At this time, Pretreatment staff deployed a curtain boom outside of the absorbent boom. Samples were collected at the outfall as well as the manhole located on the property. It was noted the rope sampler was covered with oil after collecting a sample from the manhole at the facility. An absorbent rag was used to clean the sampler after it was retrieved from the manhole. The firm has an oil/water separator on the property. It was stated that run-off from the distillate pumping stations flows into two (2) grated trenches which flow to an underground holding tank. The discharge line from the holding tank to the oil/water separator is valved and kept closed until the tank is full. Once full, the valve is opened allowing flow to the separator. The oil/water separator is not impacted by tides as there is a check valve on the effluent discharge pipe.

Pretreatment staff continued to investigate the source of the oil. The storm line on Blackstone Street was investigated. Three (3) manholes located on the sidewalk outside of Sprague were inspected. One manhole was a catch basin which did not have oil present. The other two manholes were for an underground vault, in which oil was present. A sample was collected from the vault. The regulator manhole located on Blackstone Street near Allens Avenue was inspected. No oil was detected and a sample was collected. The manholes on Rhodes Street, Blackstone Street, and the first manhole upstream on Allens Avenue were inspected and no oil was detected and samples were collected. NBC Outfall 004 was inspected and the oil sheen was still present but being contained. It was determined that the oil was isolated to the Sprague Energy Corporation property.

On August 22, 2012, Pretreatment staff met with a representative of Sprague to inform the company of the findings of the investigation. The representative was told the oil could not be found beyond the Sprague property. The company was told it would be required to investigate the property to determine if there are any sources on the property such as leaking pipes, breaches of spill control structures, etc. The representative was also instructed that Sprague may be responsible for the cleanup of the line. Pretreatment staff was referred to Sprague's legal department.

Sprague conducted a thorough inspection of the property and submitted a report. The investigation revealed there are no inputs to the storm line from the property.

Emergency or Special Investigations - FIELD'S POINT (continued):

- 08/22/12 Pretreatment staff responded to a report from NBC Engineering staff stating gasoline odors were present in a manhole located on Branch Avenue in Providence. The atmosphere in the manhole was monitored with a four-gas meter and showed a carbon monoxide reading of 36 ppm and an LEL of 11%. The area upstream of the manhole was investigated and nothing unusual was noted. In addition, the atmosphere was monitored in manholes upstream on Branch Avenue, Veazie Street, and Woodward Road. The carbon monoxide and LEL reading at each location was 0 and no unusual odors were detected at any of the locations monitored. The manhole where the odor was reported was inspected again with the gas meter. The carbon monoxide and LEL readings had returned to 0.
- 08/30/12 Pretreatment staff responded to a report from the Johnston Department of Public Works (DPW) of an illegal discharge occurring at 45 Mill Street. Staff met with personnel from DEM, the Town of Johnston, and IM were present. Pretreatment staff were directed to an outfall behind the building at 45 Mill Street. The discharge from the outfall was black in color and appeared to be viscous. The sewer line on Mill Street was inspected and appeared normal and was not impacted by the viscous material. IM staff added hypochlorite to the discharge at the direction of DEM. Johnston DPW staff plugged the discharge line.
- 09/24/12 Pretreatment staff observed water flowing from the side of Blount Clam Shack Restaurant into a catch basin on Richmond Street in Providence. The restaurant was inspected. The inspection revealed the restaurant had just cleaned both of its grease removal units using a wet-vac. The employee had emptied the contents onto the driveway and let it flow down into the street. The manager of the restaurant was told that they must immediately cease dumping water of any kind into the street.
- 09/25/12 Pretreatment staff responded to a report from a resident at 165 Stanwood Street in Providence of grease build-up in the sewer line in front of the residence. Upon arrival, the sewer line in front of the residence was inspected and appeared to have a residual grease build-up from a previous grease blockage. Apsara Asian Restaurant is the only restaurant discharging to this line. The restaurant, which is permitted, was inspected and appeared to be maintaining the GRU. However, it was noted that a portable pump was being used to pump residual sediment from the GRU directly to the sewer. The company representative was instructed to immediately remove the pump. Proper GRU maintenance procedures were reviewed with the contact upon completion of the inspection. A Notice of Violation was issued to the restaurant.
- 09/25/12 Pretreatment staff observed a person washing paint containers and paint rollers in front of Elmwood Auto Sales located on Greenwich Street in Providence. The person was instructed to immediately cease washing the paint containers. The washing ceased at this time and the hose was disconnected. The facility was inspected. It was determined there are no water using operations at the facility and no open floor drains. The owner was instructed not to wash paint containers at the facility.

Emergency or Special Investigations - FIELD'S POINT (continued):

- 10/02/12 Pretreatment staff responded to a report from PP&R staff of an unusual odor on the first floor of the NBC Corporate Office Building. Unusual odors were not detected in the area of the complaint at the time of the inspection. The four-gas meter was used and unusual levels of pollutants were not detected. The investigation was concluded at this time.
- 10/12/12 Pretreatment staff responded to a report from Rhode Island Hospital (RIH) that approximately 8 gallons of gasoline had leaked out of a car in an employee parking lot. RIH staff had contained the gasoline with absorbent material and indicated that it would handle the cleanup. The sewer system was not impacted by the spill.
- 11/20/12 Pretreatment staff responded to a report that grease was being dumped into a yard drain in a parking lot located at 286 Atwells Avenue in Providence. Upon arrival at the scene, the yard drain was found to be stagnant and full of yellow grease which appeared to be fryolator grease. Manholes upstream and downstream of the impacted drain were inspected but no grease was observed. The area adjacent to the parking lot was inspected. Three facilities with the potential to discharge grease were inspected, one unpermitted and two permitted food preparation facilities were found to be in compliance with the terms of their permit. One permitted facility, Nancy's Fancies, a dessert bar, has no yellow grease on site and ensured that all pots and pans are scraped into the trash prior to washing. The other permitted facility, Della Valle, an Italian restaurant, utilizes Newport Biodiesel for their waste grease disposal. The receptacle was inspected and found to be in proper working order. Skarr Lounge, an unpermitted facility, was disposing of its grease at location owned by the same person. The owner of the lounge was instructed to immediately contact a grease rendering firm and have them leave a receptacle on-site for their waste grease disposal. Skarr Lounge was also required to apply for a Wastewater Discharge Permit. The owners of the three food preparation establishments were instructed to retrain all employees to ensure that proper disposal of waste grease are adhered to. The owner of the property had the yard drain cleaned out by Newport Biodiesel to ensure that the grease was not able to enter the NBC sewer system. It was determined the manhole was a dry well. The NBC sewer system was not impacted by the grease and the investigation concluded at this time.
- 12/6/12 Pretreatment staff responded to a report from the IM staff of grease accumulation seen between Dawes Street and Teakwood Street on George Waterman Road in Johnston. An inspection of the area revealed it to be solely residential.

Emergency or Special Investigations - FIELD'S POINT (continued):

12/11/12 Pretreatment staff was notified by Field's Point (FP) Operations staff that wastewater removed from scum wells had discharged to the storm water system. Earlier IM staff had been emptying the scum truck on the grit pad after decanting the water phase to the headworks. The drain on the pad became clogged with scum causing the wastewater to flow to a catch basin. In addition, FP staff had discharged an expired fire extinguisher in this area. The storm line was inspected by Pretreatment and Operations staff. It was determined the scum well water/fire extinguisher material had not left the NBC property. IM staff placed a plug in the line. The area was hosed down to the storm line and IM used the vac truck to suck up the wash water. The wash water was disposed of at the headworks of the plant. The Providence River was not impacted by the spill.

***EMERGENCY OR SPECIAL
INVESTIGATIONS***

BUCKLIN POINT

Emergency or Special Investigations - BUCKLIN POINT:

- 01/30/12 Pretreatment staff responded to a report of a hydrogen sulfide odor from a resident on Biltmore Avenue in Cumberland. The atmosphere was monitored in manholes on Biltmore Avenue and Sugar Pine Drive, in the surrounding neighborhood, and at the Highland Corporate Park pump station. The hydrogen sulfide level at each location was 0.0 ppm and no unusual odors were detected at any of the locations monitored.
- 02/02/12 Pretreatment staff responded to a report from a representative of Microfibres, Inc. stating the firm had an accidental light brown dye bath release of approximately 180 gallons into their wastewater stream and ultimately into the NBC sewer system at 8:00 am on February 1, 2012. Upon the discovery, the company immediately stopped the release. Microfibres, Inc. was required to submit a report detailing the cause of spill and what steps will be taken to avoid any possible accidental discharge in the future. The Bucklin Point plant was not adversely impacted.
- 02/13/12 Pretreatment staff responded to a report from the Town of Cumberland stating employees in a building located at 800 Scenic View Drive reported strong sewer odors in and around the building. Upon arrival at the location, staff met with a representative of the Cumberland Sewer Department. There were no unusual odors outside of the building and nothing was detected by the four gas meter. Staff entered the building and met with a representative of Hart Engineering, the company occupying the building, who stated a floor drain trap located in the second floor ladies room had gone dry over the weekend causing sewer odors to be released into the building.
- 02/23/12 Pretreatment staff responded to a report from IM staff of grease laden wastewater discharging into the parking lot of Burger King located at 800 Lonsdale Avenue in Central Falls. Upon arrival a visible stain was noted in the rear parking lot and a small amount of water was discharging from a roof drain. The manager, of the facility stated that a cleaning crew was washing the air conditioning units on the roof, and cleaning the exhaust hoods in the parking lot the previous night. The manager was instructed that all grease laden wastewater must discharge through the grease interceptor. The manager stated the cleaning company would be instructed know not to clean equipment outside in the future.
- 02/27/12 Pretreatment staff responded to a report from IM staff stating there had been a dry weather overflow from NBC Outfall 218 at Berry Spring Street in Pawtucket. Upon arrival at the outfall, it was noted that there were grease balls that had been removed from the regulator by IM staff. The area upstream of the outfall was investigated. Staff began inspecting all of the restaurants discharging to this line. The IM Manager stated the overflow could have been a result of the heavy rains on February 24, 2012 scouring the lines causing grease that had accumulated on the walls of the pipe to break off.

Emergency or Special Investigations – BUCKLIN POINT (continued):

- 02/28/12 Pretreatment staff responded to a report from the Town of Cumberland stating there had been a complaint of strong sewer odors from a resident on Biltmore Avenue. Upon arrival, staff did not detect any unusual odors. The atmosphere in the area of Biltmore Avenue, the manhole on Biltmore and at the Highland Corporate Park Pump Station was measured using a four gas meter. The hydrogen sulfide readings at all of the locations were 0.0 ppm.
- 02/27/12 Pretreatment staff continued to investigate the area upstream of NBC Outfall
through 218 on Berry Spring Street, Pawtucket, in response to the dry weather
03/15/12 overflow reported on February 27, 2012. Inspections of 33 permitted facilities and five unpermitted food preparation facilities were conducted. The five unpermitted facilities were required to apply for permits and install/maintain grease removal equipment. Thirty-One of the permitted facilities were maintaining their grease removal unit (GRUs) and were in compliance with the terms of their permits. Papa Gino's which has an outdoor GRU, was required to have it pumped. Hibachi Grill, which has an indoor automatic GRU, was clogged with grease and needed to be cleaned. Both facilities were issued Notices of Violation.
- 04/05/12 Pretreatment staff responded to a report from IM staff of excessive quantities of rags at the George Washington Pump Station interfering with the pumps. Pretreatment staff inspected companies in the area upstream of the pump station to determine the source. One company, Albion Court of Lincoln, was having similar problems with rags clogging its pumps and was determined to be a potential source. All other companies that were inspected either had procedures in place to handle the rags or do not use rags.
- 04/20/12 Pretreatment staff responded to a report from Agawam Hunt Country Club of strong odors coming from the GRU. Upon arrival at the location, staff met with the manager. There were no unusual odors present at the time of inspection. The odors were most likely caused by stagnant water inside the GRU. The manager was advised to clean the GRU on a more frequent basis in order to prevent odors from accumulating.
- 04/23/12 Pretreatment staff responded to a report from Teknor Apex Company stating there was a spill of plasticizer at the 505 Central Avenue, Pawtucket location. The spill occurred on the roof when an additional day tank was being installed. When connecting the new tank to the existing piping, a valve failed and released plasticizer to a roof drain which ultimately discharged to the sewer. The firm estimated that approximately 50-100 gallons of plasticizer entered the sewer. The Bucklin Point plant was notified and was not adversely impacted.
- 04/24/12 Pretreatment staff responded to a report from East Providence Fire Department of a gasoline spill on the corner of Pawtucket Avenue and Inman Street in East Providence. Upon arrival it was stated that approximately 15 gallons of gasoline had been spilled due to a car accident. DEM staff applied absorbent material to contain the spill. There was a slight sheen on the water in the catch basin which was not discharging. The investigation was concluded at the time.

Emergency or Special Investigations – BUCKLIN POINT (continued):

- 05/01/12 Pretreatment staff responded to a report from the Town of Cumberland stating that there had been a report of odors from a resident on Biltmore Avenue. Upon arrival staff did not detect any unusual odors on Biltmore Avenue or at the Highland Corporate Park pump station.
- 05/16/12 Pretreatment staff responded to a report from IM staff of solvent odors which set off LEL alarms in the George Washington Highway Pump Station wet well. The atmosphere in and around the wet well and manholes on the sewer line were tested using a four gas meter. An odor could be detected in the air but the gas meter did not pick up any unusual concentrations. Staff investigated the area up stream of the pump station and the odor was not detected. A manhole downstream of two industrial areas was inspected and all appeared to be normal. The investigation was concluded at this time.
- 05/30/12 Pretreatment staff responded to a report from IM staff of solvent odors in the George Washington Highway Pump Station. The odors set off LEL alarms at the pump station. Upon arrival, a solvent like odor was present. IM staff was in the process of venting the pump station. Staff tested the atmosphere with a four gas meter in and around the pump station as well as manholes on the sewer line feeding the pump station. No abnormal readings were detected. Staff attempted to track the odor through the drainage area upstream of the pump station. On Powder Hill Road a strong solvent odor was noticed in the air outside of two permitted firms, Stackbin Corporation and Continental Plastics and Packaging. Manholes downstream of these facilities were investigated. No abnormal readings were observed in any of the downstream manholes. Staff conducted inspections of four companies in this area. Three of the companies appeared to be operating normally and no odors were detected in or around these facilities. The remaining company, Stackbin Corporation was painting containers at the time of inspection and the same solvent was detected inside the paint room. The facility contact at the facility said it is a normal odor and that their air-handling system vents the room. It was also stated that no discharges are generated from the painting operation. The contact stated that the firm has not experienced any problems or spills at their facility. The rest of the Powder Hill Road and Wellington Road area were surveyed and no other unusual odors were detected.
- 06/13/12 Pretreatment staff responded to a report of a high LEL alarm with strong solvent odors at the Washington Highway pump station. Staff proceeded to Stackbin Corporation which conducts painting operations. There was no indication of solvents being discharged to the sewer. Traps at all connections were inspected and the gas meter did not register LEL. The company stated xylene is used as a paint thinner. A sample was collected from the wet well at the pump station. The preliminary results indicated the concentration of xylene was elevated.

Emergency or Special Investigations – BUCKLIN POINT (continued):

- 07/02/12 Pretreatment staff responded to a report from IM staff of a high LEL alarm at the George Washington Highway pump station. Pretreatment staff were dispatched to the pump station as well as to Stackbin Corporation, a company located upstream of the pump station that conducts painting operations. The company was not conducting process operations as it was shutdown for summer vacation. There were no unusual odors at the facility. A sample was collected from the trap of sink located in the loading area. The results did not show high levels of any volatile organic compounds. A manhole on New England Way located downstream of two industrial parks was inspected. There were no unusual odors and the gas detector did not register LEL. The crew that went to the pump station met IM staff. A manhole on a line leading to the pump station was opened and a solvent odor was detected. The wet well of the pump station was then vented. The gas detector did not indicate unusual LEL levels. Samples were collected from the wet well. The results indicated high concentrations of ethylbenzene, TTO, and xylene.
- 07/10/12 Pretreatment staff responded to reports from IM staff of a high LEL alarm in the George Washington Highway Pump Station. The odors set off LEL alarms at the pump station. Upon arrival, a solvent like odor was present. Staff tested the atmosphere with a four gas meter in and around the pump station as well as manholes on the sewer line feeding the pump station. No abnormal readings were detected. Staff collected volatile organic compounds samples from the manhole feeding the pump station and the wet well. Staff conducted inspections of three companies in this area, Denison Pharmaceuticals, Inc., Lapels Dry Cleaning, and Tire Pros. All of the companies appeared to be operating normally and no odors were detected in or around these facilities. The rest of the Powder Hill Road and Wellington Road area was surveyed and no other unusual odors were detected. The investigation is on-going at this time.
- 07/11/12 Pretreatment staff received a report that the clarifiers at the Bucklin Point facility were red. The red influent had stopped entering the plant at the time of the report. All firms with the potential to discharge color effluents were contacted and required to submit their color logs for July 10, 2012 and July 11, 2012. A review of the color logs revealed that Liquid Blue was discharging red during the time frame and a potential source of the color. The color did not adversely impact the plant.
- 08/01/12 Pretreatment staff received a report from EMDA staff stating the influent at Bucklin Point was red in color. The Seekonk Siphon and Bucklin Brook were inspected. The wastewater at both locations appeared normal in color. The Bucklin Point influent was inspected and appeared to be normal in color. Pretreatment staff contacted the companies that had the potential to impact the plant and required them to submit their color logs for August 1, 2012. After reviewing the color logs, a potential source for the color could not be determined.

Emergency or Special Investigations – BUCKLIN POINT (continued):

- 09/05/12 Pretreatment staff responded to a report of kitchen wastewater and brillo pads being discharged into a catch basin outside of 540 Taunton Avenue in East Providence. Upon inspection of the catch basin, a brillo pad was found on the grate cover. The only facility located at the reported address is Boston House of Pizza. The facility was inspected and the owner of the facility stated he would retrain his staff regarding the issue. A Notice of Violation was issued to the facility.
- 09/10/12 Pretreatment staff received a report from EMDA staff stating the influent at Bucklin Point was slightly red in color. When Pretreatment arrived at Bucklin Point, the wastewater appeared normal in color. All companies with the potential to impact the plant with color were contacted and required to submit their color logs for September 10, 2012. After reviewing the color logs, a potential source for the color could not be determined.
- 10/09/12 Pretreatment staff responded to a report from the City of East Providence stating there had been a back-up into the house located at 24 Fern Street on October 8, 2012. It was stated United Water, which runs the East Providence Wastewater Treatment Facility, cleaned the line on Fern Street during the evening of October 8, 2012. Upon arrival at the scene, Pretreatment staff met with representatives of United Water. It was stated the back-up was caused by excessive grease in the line. The Fern Street line was inspected at the time of the investigation and it appeared to have residual grease left in the line.

There are two restaurants that discharge to the Fern Street line, Chelo's Restaurant and Pollo Campero. Below are the findings of the inspections of each facility.

Chelo's Restaurant has installed two grease removal units (GRUs). The GRU receiving wastewater from the three-bay sink was being maintained properly and did not have excessive amounts of grease. The GRU receiving wastewater from the pre-rinse station did not have power supplied to it and it was not being maintained. The strainer basket was full and the trough contained solidified grease. Proper GRU maintenance procedures were discussed with the company contact. It was determined during the inspection that fryolator filter washing was being conducted in an area with an open floor drain. There were two 200-gallon containers of fryolator oil in this area.

Chelo's Restaurant was issued a Notice of Violation requiring the following:

1. Properly operate and maintain both GRUs. Maintenance includes, emptying the strainer basket, cleaning the unit including the wiper blades and trough and ensuring there is power to the unit at all times.

Emergency or Special Investigations – BUCKLIN POINT (continued):

- 10/09/12 (cont'd)
2. Wash fryolator filters in an area such as the three-bay sink so that all grease laden wastewater is properly treated prior to discharging to the sewer system.
 3. Provide adequate spill control measures for the two 200 gallon fryolator oil vessels or permanently seal the open floor drain.

Pollo Campero has been closed since May 2011. This restaurant had an outdoor grease interceptor. The inceptor was inspected and it was determined it was full of grease. The owner of the plaza was contacted to inform them of the situation. An inspection was scheduled for October 23, 2012. Pretreatment staff met with a representative of First Bristol Corporation at the location. The interceptor was inspected again to show the representative the amount of grease contained in it. The representative stated the restaurant was clean when the tenant moved out but now appeared that grease had been dumped in the drains and fryolators were completely empty. First Bristol represented that they would have the lateral from the street to the building cleaned out. He was instructed to have the contractor jet the line from the street back to the grease interceptor and clean out the interceptor to ensure that grease does not get back into the sewer.

11/09/12 Pretreatment staff responded to a report that pink was observed in the Bucklin Point Plant influent. Pretreatment staff attempted to track it back to the source. Bucklin Point influent was inspected and showed normal color.

11/15/12 Pretreatment staff received a report that the influent was pink in color. Pretreatment staff observed the Blackstone Valley Interceptor (BVI) influent had a slight pink color. Staff determined that color was similar to the color that had been seen at the plant in the past.

Ecological Fibers was determined to be the most likely source as the color was observed in a downstream manhole and not observed in an upstream manhole.

The treated effluent from the facility was cloudy and had no color. The untreated wastewater was a dark purple. The entire facility was inspected and the source could not be determined. The firm was issued a letter requiring them to review all operations and employee practices, to inspect all drains, and to submit a summary report of their findings to the Narragansett Bay Commission.

After the inspection, the manholes in the street were checked again along with manholes in the firm's parking lot. The color was not present in any of the samples collected.

Emergency or Special Investigations – BUCKLIN POINT (continued):

No investigations during the month of December

ATTACHMENT VOLUME II

SECTION 5

***COMPLIANCE MONITORING
RESULTS FOR SIGNIFICANT
INDUSTRIAL USERS***

COMPLIANCE MONITORING LEGEND

Parameter Legend

Cd = Cadmium

Cr = Chromium

Cu = Copper

Pb = Lead

Ni = Nickel

Ag = Silver

Zn = Zinc

CN = Cyanide

Hg = Mercury

Al = Aluminum

Fe = Iron

As = Arsenic

Sn = Tin

VOC = Volatile Organic Compounds

Se = Selenium

O & G = Oil and Grease

BOD = Biochemical Oxygen Demand

TSS = Total Suspended Solids

TTO = Total Toxic Organics

TRC = Total Residual Chlorine

Mo = Molybdenum

Sample Legend

C = Composite Sample

G = Grab Sample

CDF = Concentrated Discharge Formula

Category # Refers to Users Category Number Specified in Chapter III

***COMPLIANCE MONITORING
RESULTS FOR SIGNIFICANT
INDUSTRIAL USERS***

FIELD'S POINT

**Field's Point
Significant User
Compliance Monitoring Results - 2012**

Company	Sample Location	Category	Sample Date	NBC Sample	Type	Flow	Volume	CDF	Cd	Cr	Cu	Pb	Ni	Zn	Cn	Ag	BOD	TSS	TTO	Total O&G	Other Parameters	Violation
A & F Plating Company	#1	11	2/7/2012	Yes	C	300		No	0.015	0.075	0.369	0.075	0.23	0.066	0.478	0.025						No
A & F Plating Company	#1	11	2/9/2012	No	C	1500		No			0.79		0.88		0.25							No
A & F Plating Company	#1	11	4/17/2012	No	C	3000		No	0.02	0.05	0.12	0.05	0.21	0.01	0.01	0.01						No
A & F Plating Company	#1	11	6/14/2012	No	C	2000		No			0.53		0.73		0.05							No
A & F Plating Company	#1	11	8/14/2012	No	C	2000		No			0.36		0.58		0.21							No
A & F Plating Company	#1	11	8/27/2012	Yes	C	1788		No	0.045	0.075	0.145	0.075	0.281	0.212	0.101	0.025						No
A & F Plating Company	#1	11	10/16/2012	No	C	1100		No	0.02	0.05	0.4	0.05	0.58	0.42	0.21	0.02						No
A & F Plating Company	#1	11	12/26/2012	No	C	920		No			0.3		0.28		0.08							No
A. Harrison & Company, Inc.	#1	22	1/26/2012	No	G			No									887		0.015	14.4		No
A. Harrison & Company, Inc.	#1	22	1/26/2012	Yes	G	0		No	0.015	0.075	0.02	0.075	0.05	0.06	0.005	0.025				0.076	11.3	No
A. Harrison & Company, Inc.	#1	22	7/27/2012	No	G			No												0.051	7.3	No
A. Harrison & Company, Inc.	#1	22	8/8/2012	Yes	G	0	0	No	0.015	0.075	0.075	0.075	0.05	0.06	0.002	0.025				0.039	4	No
AG&G Incorporated	#4	11	8/6/2012	No	G	1496	30	Yes			18.8	1.81	11.1	2.05								No
AG&G Incorporated	#5	11	10/5/2012	No	G	1272	30	Yes			0.78	1.01	2.94	0.95								No
AG&G Incorporated	#1	11	2/7/2012	No	C	1496		No			0.53		0.28	0.14	0.01							No
AG&G Incorporated	#1	11	2/29/2012	Yes	C	1346		No	0.015	0.779	0.234	0.075	0.141	0.062	0.006	0.025						No
AG&G Incorporated	#1	11	4/3/2012	No	C	1272		No	0.02	0.17	0.24	0.05	0.11	0.07	0.02	0.01						No
AG&G Incorporated	#1	11	6/4/2012	No	C	1272		No			0.33		0.14	0.15	0.03							No
AG&G Incorporated	#1	11	7/30/2012	Yes	C	1346	1	No	0.015	0.268	0.36	0.075	0.195	0.076	0.004	0.025						No
AG&G Incorporated	#1	11	8/6/2012	No	C	1496		No			0.33		0.21	0.08	0.01							No
AG&G Incorporated	#1	11	10/5/2012	No	C	1727		No	0.02	2.57	0.86	0.05	0.2	0.22	0.1	0.05						No
AG&G Incorporated	#1	11	12/3/2012	No	C	1272		No			0.38		0.23	0.14	0.05							No
AG&G Incorporated	#2	11	4/3/2012	No	C	1272	30	Yes			1.19	0.68	0.56	0.16								No
AG&G Incorporated	#3	11	6/4/2012	No	G	1272	30	Yes			0.75	1.24	1.91	0.84								No
Armbrust International, Ltd.	#1	11	1/12/2012	No	C	8228		No			0.123		0.122	0.061	0.25	0.039						No
Armbrust International, Ltd.	#1	11	1/24/2012	Yes	C	8303		No	0.015	0.075	0.055	0.075	0.27	0.083	0.21	0.026						No
Armbrust International, Ltd.	#1	11	2/8/2012	No	C	8378		No			0.172		0.109	0.078	0.03	0.038						No
Armbrust International, Ltd.	#1	11	3/1/2012	No	C	8602		No			0.071		0.089	0.102	0.01	0.02						No
Armbrust International, Ltd.	#1	11	4/27/2012	No	C	9200		No	0.004	0.005	0.234	0.04	0.544	0.179	0.01	0.251						No
Armbrust International, Ltd.	#1	11	5/4/2012	No	C	10023		No			0.051		0.278	0.062	0.01	0.02						No
Armbrust International, Ltd.	#1	11	6/15/2012	No	C	9425		No			0.429		0.346	0.667	0.01	0.335						No
Armbrust International, Ltd.	#1	11	7/13/2012	No	C	9425		No			0.321		0.269	0.156	0.01	0.043						No
Armbrust International, Ltd.	#1	11	7/16/2012	Yes	C	9200	1	No	0.015	0.075	1.41	0.075	0.41	0.582	0.013	0.336						Yes
Armbrust International, Ltd.	#1	11	8/17/2012	No	C	12118		No			0.089		0.256	0.099	0.01	0.02						No
Armbrust International, Ltd.	#1	11	9/14/2012	No	C	9500		No			0.269		0.117	0.243	0.01	0.054						No
Armbrust International, Ltd.	#1	11	10/16/2012	No	C	7630		No	0.004	0.01	0.48	0.04	0.306	0.874	0.01	0.123						No
Armbrust International, Ltd.	#1	11	10/23/2012	No	C	9350		No			0.18											No
Armbrust International, Ltd.	#1	11	10/30/2012	No	C	7929		No			0.115											No
Armbrust International, Ltd.	#1	11	11/6/2012	No	C	8976		No			0.086		0.161	0.115	0.01	0.02						No
Armbrust International, Ltd.	#1	11	12/11/2012	No	C	7181		No			0.169		0.158	0.135	0.01	0.02						No
Austin Metal Finishing Inc.	#1	11	2/1/2012	No	G		650	No		0.024	0.052			1.11								No
Austin Metal Finishing Inc.	#1	11	4/9/2012	No	G		700	No	0.004	0.008	0.2	0.034	1.62	0.14	0.01	0.005					2	No
Austin Metal Finishing Inc.	#1	11	4/23/2012	Yes	G	0	800	No	0.015	0.075	0.128	0.075	1.352	0.06	0.249	0.025					4	No
Austin Metal Finishing Inc.	#1	11	6/8/2012	No	G		600	No		0.055	0.03			0.03								No
Austin Metal Finishing Inc.	#1	11	8/6/2012	No	G		600	No		0.037	0.07			0.03								No
Austin Metal Finishing Inc.	#1	11	9/24/2012	Yes	G	0	800	No	0.015	0.273	0.112	0.075	0.202	0.178	0.442	0.025						No
Austin Metal Finishing Inc.	#1	11	10/30/2012	No	G		800	No	0.004	0.022	0.12	0.005	0.044	0.13	0.01	0.005					2	No
Austin Metal Finishing Inc.	#1	11	12/5/2012	No	G	600	600	No		0.347	0.04			0.14								No
Barletta Heavy Division, Inc.	#11	40	8/28/2012	No	G	6881		No	0.001	0.002	0.005	0.002	0.007	0.012		0.001		10			1.4	No
Barletta Heavy Division, Inc.	#11	40	9/6/2012	No	G	15782		No	0.001	0.002	0.013	0.032	0.008	0.037		0.001		7.5			1.4	No
Barletta Heavy Division, Inc.	#11	40	10/4/2012	No	G	1952		No	0.001	0.004	0.005	0.004	0.012	0.031		0.001		6			1.4	No
Barletta Heavy Division, Inc.	#12	40	8/29/2012	No	G	8190		No	0.001	0.003	0.005		0.007	0.013		0.001		5			1.4	No

**Field's Point
Significant User
Compliance Monitoring Results - 2012**

Company	Sample Location	Category	Sample Date	NBC Sample	Type	Flow	Volume	CDF	Cd	Cr	Cu	Pb	Ni	Zn	Cn	Ag	BOD	TSS	TTO	Total O&G	Other Parameters	Violation
Barletta Heavy Division, Inc.	#20	40	10/2/2012	No	G	1645		No	0.001	0.002	0.005	0.004	0.004	0.024		0.001		36		1.4		No
Barletta Heavy Division, Inc.	#22	40	10/3/2012	No	G	2034		No	0.001	0.001	0.005		0.005	0.031		0.001		11		1.5		No
Barletta Heavy Division, Inc.	#23	40	9/19/2012	No	G	1473		No	0.001	0.003	0.01	0.035	0.005	0.044		0.001		48		1.4		No
Barletta Heavy Division, Inc.	#27	40	9/20/2012	No	G	785		No	0.001	0.003	0.005	0.02	0.003	0.028		0.001		46		1.4		No
Barletta Heavy Division, Inc.	#27	40	10/16/2012	No	G	2393		No	0.001	0.001	0.005	0.002	0.003	0.007		0.001		140		1.4		No
Barletta Heavy Division, Inc.	#4	40	8/31/2012	No	G	7996		No	0.001	0.001	0.005	0.002	0.003	0.006		0.001		6.5		1.4		No
Barletta Heavy Division, Inc.	#5	40	8/30/2012	No	C	8639		No	0.001	0.001	0.007		0.003	0.02		0.001		33		1.4		No
Barletta Heavy Division, Inc.	#5	40	9/7/2012	No	G	4921		No	0.001	0.001	0.006		0.004	0.012		0.001		9		1.4		No
Barletta Heavy Division, Inc.	#5	40	10/1/2012	No	G	8317		No	0.001	0.001	0.005		0.003	0.013		0.001		69		1.4		No
Barletta Heavy Division, Inc.	#5	40	10/3/2012	No	G			No	0.015	0.089	0.245		0.089	0.281		0.025		3477		4		No
Barletta Heavy Division, Inc.	#5	40	10/25/2012	Yes	G			No	0.015	0.075	0.047	0.075	0.05	0.06		0.025		384		6.951	TKN = 0.894 Ammonia = 0.296 As = 0.004 NO3+NO2 = 0.154 Se = 0.5	No
Barletta Heavy Division, Inc.	#5	40	12/6/2012	No	G	32508		No	0.001	0.001	0.005		0.005	0.002		0.001		5		1.4		No
Barletta Heavy Division, Inc.	#6	40	8/1/2012	No	G	10995		No	0.001	0.004	0.006		0.002	0.022		0.001		11		1.4		No
Barletta Heavy Division, Inc.	#6	40	9/6/2012	No	G	4585		No	0.001	0.001	0.005		0.003	0.003		0.001		5.5		1.6		No
Barletta Heavy Division, Inc.	#6	40	10/1/2012	No	G	1585		No	0.001	0.003	0.005		0.005	0.009		0.001		35		1.4		No
Barletta Heavy Division, Inc.	#6	40	10/3/2012	Yes	G			No	0.015	0.075	0.02	0.075	0.05	0.06		0.025		88		4		No
Barletta Heavy Division, Inc.	#6	40	12/12/2012	No	G	19807		No	0.001	0.006	0.006	0.002	0.003	0.006		0.001		9		1.5		No
Barletta Heavy Division, Inc.	#7	40	8/15/2012	No	G	11668		No	0.001	0.003	0.006	0.011	0.003	0.02		0.001		24		1.5		No
Barletta Heavy Division, Inc.	#7	40	9/5/2012	No	G	5116		No	0.001	0.003	0.012	0.03	0.006	0.036		0.001		5		1.4		No
Barletta Heavy Division, Inc.	#8	40	9/18/2012	No	G	48941		No	0.001	0.002	0.01	0.029	0.007	0.036		0.001		23		1.4		No
C&C Rhode Island, LLC	#1	11	1/6/2012	Yes	C	2020		No	0.015	0.075	11.77	0.075	2.857	0.161	0.004	0.025					TRC = 0.006	Yes
C&C Rhode Island, LLC	#1	11	1/9/2012	Yes	C	1945		No	0.015	0.075	10.62	0.075	2.112	0.168	0.007	0.025					TRC = 0.006	Yes
C&C Rhode Island, LLC	#1	11	1/12/2012	No	C	7704		No			3.67		1.64	0.03	0.01	0.01					TRC = 0.05	Yes
C&C Rhode Island, LLC	#1	11	1/19/2012	No	C	20645		No			0.93		0.31									No
C&C Rhode Island, LLC	#1	11	1/20/2012	No	C	748		No			0.57		0.17									No
C&C Rhode Island, LLC	#1	11	1/23/2012	No	C	0		No			0.33		0.08									No
C&C Rhode Island, LLC	#1	11	1/25/2012	No	C	524		No			0.95		0.75									No
C&C Rhode Island, LLC	#2	11	1/12/2012	No	C	7704		No													CN-EPA = 0.03	No
Callico Metals, Inc.	#1	12	1/19/2012	No	C	1646		No	0.02		0.02	0.05		0.005						1		No
Callico Metals, Inc.	#1	12	3/26/2012	Yes	C	299		No	0.015	0.075	0.02	0.075	0.05	0.06		0.025				4		No
Callico Metals, Inc.	#1	12	4/24/2012	No	C	673		No	0.02		0.02	0.05		0.02						1		No
Callico Metals, Inc.	#1	12	5/15/2012	Yes	C	45	1	No	0.015	0.075	0.02	0.075	0.05	0.06		0.025				4		No
Callico Metals, Inc.	#1	12	9/6/2012	No	C	4114		No	0.02		0.02	0.05		0.005						1		No
Callico Metals, Inc.	#1	12	10/19/2012	No	C	8527		No	0.02		0.02	0.05		0.03						1		No
Clayton Company & Claverick Realty	#1	11	1/3/2012	No	C	456		No			0.02			0.005								No
Clayton Company & Claverick Realty	#1	11	3/6/2012	Yes	C	486		No	0.015	0.075	0.02	0.075	0.05	0.06	0.004	0.025						No
Clayton Company & Claverick Realty	#1	11	4/3/2012	No	C	479		No	0.02	0.05	0.03	0.05	0.04	0.01	0.01	0.01						No
Clayton Company & Claverick Realty	#1	11	7/16/2012	No	C	441		No			0.02			0.005								No
Clayton Company & Claverick Realty	#1	11	9/10/2012	Yes	C	10		No	0.015	0.075	0.06	0.075	0.05	0.06	0.004	0.025						No
Clayton Company & Claverick Realty	#3	11	1/3/2012	No	G	456	5	Yes			3.95	0.05	0.04	1.67								No
Clayton Company & Claverick Realty	#4	11	4/3/2012	No	G	479	35	Yes			4.22	0.05	0.11	1.46								No
Clayton Company & Claverick Realty	#5	11	7/16/2012	No	G	441	25	Yes			16.9	1.24	0.13	1.19								No
Contract Specialties, Inc.	#1	11	2/6/2012	No	C	737		No			0.04		0.04		0.01							No
Contract Specialties, Inc.	#1	11	2/22/2012	Yes	C	3912		No	0.015	0.075	0.086	0.075	0.137	0.06	0.006	0.025						No
Contract Specialties, Inc.	#1	11	4/2/2012	No	C	921		No	0.02	0.05	0.06	0.05	0.04	0.005	0.01	0.01						No
Contract Specialties, Inc.	#1	11	6/4/2012	No	C	886		No			0.21		0.04		0.01							No
Contract Specialties, Inc.	#1	11	6/4/2012	No	C	886		No			0.21		0.04		0.01							No
Contract Specialties, Inc.	#1	11	8/6/2012	No	C	795		No			0.46		0.04		0.01							No

**Field's Point
Significant User
Compliance Monitoring Results - 2012**

Company	Sample Location	Category	Sample Date	NBC Sample	Type	Flow	Volume	CDF	Cd	Cr	Cu	Pb	Ni	Zn	Cn	Ag	BOD	TSS	TTO	Total O&G	Other Parameters	Violation	
Dominion Energy Manchester Street, Inc.	#1	27	10/11/2012	No	C	96120		No	0.01	0.02	0.02	0.02	0.05	0.088		0.01						No	
Dominion Energy Manchester Street, Inc.	#1	27	11/19/2012	Yes	C		95870	No	0.015	0.075			0.05			0.025						No	
Dominion Energy Manchester Street, Inc.	#1	27	11/19/2012	No	C		95870	No			0.02	0.02		0.05								No	
Dominion Energy Manchester Street, Inc.	#1	27	12/20/2012	No	C	82840		No			0.02	0.02		0.05								No	
E&M Enterprises, LTD	#1	11	2/8/2012	Yes	C	2350		No	0.015	0.075	0.052	0.075	0.05	0.06	0.004	0.025						No	
E&M Enterprises, LTD	#1	11	2/16/2012	No	C	3142		No			0.14		0.18	0.03	0.03							No	
E&M Enterprises, LTD	#1	11	4/4/2012	No	C	3520		No	0.02	0.05	0.41	0.05	0.04	0.01	0.24	0.01						No	
E&M Enterprises, LTD	#1	11	6/19/2012	No	C	1890		No			0.02		0.04	0.01	0.01							No	
E&M Enterprises, LTD	#1	11	8/21/2012	No	C	3089		No			0.02		0.11	0.01	0.15							No	
E&M Enterprises, LTD	#1	11	9/5/2012	Yes	C	2760	1	No	0.015	0.075	0.064	0.075	0.05	0.06	0.01	0.025						No	
E&M Enterprises, LTD	#1	11	10/18/2012	No	C	2536		No	0.02	0.05	0.08	0.05	0.07	0.05	0.01	0.01						No	
E&M Enterprises, LTD	#1	11	12/10/2012	No	C	3680		No			0.02		0.04	0.03	0.02							No	
E&M Enterprises, LTD	#2	11	12/10/2012	No	G	3680	230	Yes														CN-EPA = 0.01	No
Eagle Laundry Inc.	#1	25	3/30/2012	No	C			No										80			43		No
Eagle Laundry Inc.	#1	25	5/21/2012	Yes	C	5012	1	No									288.74	30			25		No
Eagle Laundry Inc.	#1	25	6/28/2012	No	C			No									60	2					No
Eagle Laundry Inc.	#1	25	10/17/2012	Yes	C	4800	1	No									1613.56	120			263.3		Yes
Eagle Laundry Inc.	#1	25	11/13/2012	No	C	14481		No									122	28			33		No
Eagle Laundry Inc.	#1	25	12/17/2012	No	C			No													70		No
Eagle Laundry Inc.	#1	25	12/17/2012	No	C			No													70		No
Eagle Laundry Inc.	#1	25	12/20/2012	No	C			No													29		No
Eagle Laundry Inc.	#1	25	12/24/2012	No	C			No													120		No
Eagle Laundry Inc.	#1	25	12/26/2012	No	C			No													2		No
Eagle Laundry Inc.	#1	25	12/31/2012	No	G			No									50	7					No
Eagle Plating Company, Inc.	#1	11	1/3/2012	Yes	C	5910		No	0.015	0.075	0.02	0.075	0.05	0.06	0.018	0.025							No
Eagle Plating Company, Inc.	#1	11	2/2/2012	No	C	972		No			0.02		0.04	0.19	0.37	0.01						Total Metal-EPA = 0.25	No
Eagle Plating Company, Inc.	#1	11	4/3/2012	No	C	1047		No	0.02	0.05	0.02	0.05	0.04	0.15	0.06	0.01						Total Metal-EPA = 0.26	No
Eagle Plating Company, Inc.	#1	11	6/4/2012	No	C	898		No			0.06		0.04	0.48	0.57	0.01						Total Metal-EPA = 0.58	No
Eagle Plating Company, Inc.	#1	11	8/2/2012	No	C	97		No			0.02		0.04	0.01	0.03	0.01						Total Metal-EPA = 0.07	No
Eagle Plating Company, Inc.	#1	11	8/20/2012	Yes	C	972		No	0.015	0.075	0.02	0.075	0.05	0.06	0.004	0.025						Total Metal-EPA = 0.205	No
Eagle Plating Company, Inc.	#1	11	10/1/2012	No	C	104		No	0.02	0.05	0.06	0.05	0.04	0.07	0.01	0.02						Total Metal-EPA = 0.22	No
Eagle Plating Company, Inc.	#1	11	12/3/2012	No	C	97		No			0.02		0.09	0.22	0.49	0.01						Total Metal-EPA = 0.33	No
Eastern Color & Chemical Co.	#1	22	1/6/2012	No	C	43400		No	0.02	0.05	0.02	0.05	0.04	0.15	0.01		214	28	0.013		12.9		No
Eastern Color & Chemical Co.	#1	22	3/7/2012	No	C	5000		No			0.02			0.01			126.7	1			1.8		No
Eastern Color & Chemical Co.	#1	22	4/18/2012	Yes	C	11000	1	No	0.015	0.075	0.02	0.075	0.05	0.06		0.025	130.57	81	0.017		81.7		No
Eastern Color & Chemical Co.	#1	22	5/4/2012	No	C	4500		No			0.03			0.14			215	6			16.8		No
Eastern Color & Chemical Co.	#1	22	7/11/2012	No	C	300		No	0.02	0.05	0.02	0.05	0.04	0.02		0.01	58	11	0.017		17.4		No
Eastern Color & Chemical Co.	#1	22	9/13/2012	No	C	14700		No			0.05			0.08			91.2	27			9.6		No
Eastern Color & Chemical Co.	#1	22	9/20/2012	Yes	C	10600		No	0.015	0.075	0.02	0.075	0.05	0.06		0.025	108.7	13	0.728				No
Eastern Color & Chemical Co.	#1	22	11/20/2012	No	C	6830		No			0.06			0.79			651.3	37			43.3		No
Electrolizing, Inc.	#1	11	1/26/2012	Yes	C	374		No	0.015	0.184	0.02	0.075	0.05	1.015	0.008	0.025							No
Electrolizing, Inc.	#1	11	2/3/2012	No	C	9425		No		0.05			0.04	0.56	0.01								No
Electrolizing, Inc.	#1	11	4/10/2012	No	C	10696		No	0.02	0.08	0.02	0.05	0.04	1.04	0.01	0.01							No
Electrolizing, Inc.	#1	11	6/13/2012	No	C	8752		No		0.05			0.04	0.63	0.01								No
Electrolizing, Inc.	#1	11	7/10/2012	Yes	C	4413	1	No	0.015	0.094	0.02	0.075	0.05	0.689	0.005	0.025							No
Electrolizing, Inc.	#1	11	8/1/2012	No	C	8452		No		0.07			0.04	0.58	0.01								No
Electrolizing, Inc.	#1	11	10/2/2012	No	C	8452		No	0.02	0.05	0.02	0.05	0.04	0.5	0.01	0.01							No
Electrolizing, Inc.	#1	11	12/3/2012	No	C	9275		No		0.05			0.04	0.88	0.19								No
Electrolizing, Inc.	#2	11	4/10/2012	No	G	10696	90	Yes		0.14			0.04	0.13									No
Electrolizing, Inc.	#2	11	10/2/2012	No	G	8452	90	Yes		7.14			0.01	0.38									No
Evans Plating Corporation (N.P.)	#1	11	2/27/2012	No	C	2750		No	0.02		0.32		0.37	0.7	0.01								No
Evans Plating Corporation (N.P.)	#1	11	3/12/2012	Yes	C	1279		No	0.041	0.075	0.055	0.075	0.327	0.298	0.027	0.025							No

**Field's Point
Significant User
Compliance Monitoring Results - 2012**

Company	Sample Location	Category	Sample Date	NBC Sample	Type	Flow	Volume	CDF	Cd	Cr	Cu	Pb	Ni	Zn	Cn	Ag	BOD	TSS	TTO	Total O&G	Other Parameters	Violation	
Evans Plating Corporation (N.P.)	#1	11	4/30/2012	No	C	2200		No	0.02	0.05	0.27	0.05	0.25	0.58	0.08	0.01						No	
Evans Plating Corporation (N.P.)	#1	11	6/28/2012	No	C	5100		No	0.02		0.12		0.46	0.76	0.01								No
Evans Plating Corporation (N.P.)	#1	11	8/31/2012	No	C	2220		No	0.02		0.19		1.04	0.37	0.06								No
Evans Plating Corporation (N.P.)	#1	11	9/19/2012	Yes	C	301		No	1.22	0.46	3.54	0.075	6.18	17.1	0.493	0.047							Yes
Evans Plating Corporation (N.P.)	#1	11	10/10/2012	No	C	1710		No	0.02		0.12		0.62	1.54									No
Evans Plating Corporation (N.P.)	#1	11	10/18/2012	No	C	6080		No	0.04		0.44		0.31	1.02									No
Evans Plating Corporation (N.P.)	#1	11	10/25/2012	No	C	2560		No	0.11	0.05	0.81	0.05	0.82	1.53	0.03	0.01							No
Evans Plating Corporation (N.P.)	#1	11	10/31/2012	No	C	2240		No	0.02		0.24		0.68	0.37									No
Evans Plating Corporation (N.P.)	#1	11	11/8/2012	No	C	7160		No	0.03		0.42		0.77	0.32									No
Evans Plating Corporation (N.P.)	#1	11	12/27/2012	No	C	3310		No	0.09		0.55		0.48	0.71	0.04								No
G. Tanury Plating Company	#10	11	5/22/2012	No	G	54492	70	Yes			118	2.69	22.2	41.1								Total Metal-EPA = 181.3	No
G. Tanury Plating Company	#11	11	6/26/2012	No	G	53721	80	Yes			0.04	0.05	0.07	0.02								Total Metal-EPA = 0.13	No
G. Tanury Plating Company	#12	11	6/26/2012	No	G	53721	50	Yes			0.06	0.05	0.07	0.01								Total Metal-EPA = 0.14	No
G. Tanury Plating Company	#13	11	7/24/2012	No	G	52734	70	Yes			6.98	0.54	2.01	2.21								Total Metal-EPA = 11.2	No
G. Tanury Plating Company	#14	11	8/23/2012	No	G	60738	46	Yes			0.08	0.05	0.16	0.01								Total Metal-EPA = 0.25	No
G. Tanury Plating Company	#15	11	8/23/2012	No	G	60738	185	Yes			79.2	8.42	11.1	49.3								Total Metal-EPA = 139.6	No
G. Tanury Plating Company	#16	11	9/24/2012	No	G	54013	70	Yes			5.16	1.13	2.26	0.65								Total Metal-EPA = 8.07	No
G. Tanury Plating Company	#17	11	10/25/2012	No	G	55277	70	Yes			61.1	5.21	7.11	19.7								Total Metal-EPA = 87.91	No
G. Tanury Plating Company	#18	11	10/25/2012	No	G	55277	60	Yes			1.09	0.25	1.46	0.04								Total Metal-EPA = 2.59	No
G. Tanury Plating Company	#19	11	11/26/2012	No	G	55464	25	Yes			3.47	0.05	0.04	0.11								Total Metal-EPA = 3.62	No
G. Tanury Plating Company	#20	11	12/19/2012	No	G	56571	25	Yes			13.9	1.15	3.27	1.01								Total Metal-EPA = 18.18	No
G. Tanury Plating Company	#21	11	12/19/2012	No	G	56571	70	Yes			3.14	0.67	2.56	0.39								Total Metal-EPA = 6.09	No
G. Tanury Plating Company	#1	11	1/26/2012	No	C	56728		No			0.14		0.11	0.07	0.01	0.01						Total Metal-EPA = 0.32	No
G. Tanury Plating Company	#1	11	2/23/2012	No	C	51201		No			0.65		0.16	0.25	0.01	0.01						Total Metal-EPA = 1.06	No
G. Tanury Plating Company	#1	11	3/19/2012	Yes	C	50266		No	0.015	0.075	3.444	0.075	0.463	0.294	0.366	0.099							Yes
G. Tanury Plating Company	#1	11	3/26/2012	No	C	52061		No			0.18		0.11	0.03	0.01	0.01						Total Metal-EPA = 0.32	No
G. Tanury Plating Company	#1	11	3/28/2012	No	C	46738		No			0.11											Total Metal-EPA = 0.11	No
G. Tanury Plating Company	#1	11	4/4/2012	No	C	46738		No			0.05											Total Metal-EPA = 0.05	No
G. Tanury Plating Company	#1	11	4/10/2012	No	C	46738		No			0.1											Total Metal-EPA = 0.1	No
G. Tanury Plating Company	#1	11	4/17/2012	No	C	46738		No			0.08											Total Metal-EPA = 0.08	No
G. Tanury Plating Company	#1	11	4/24/2012	No	C	51178		No	0.02	0.05	0.55	0.05	0.08	0.05	0.02	0.01						Total Metal-EPA = 0.73	No
G. Tanury Plating Company	#1	11	5/22/2012	No	C	54492		No			0.07		0.04	0.002	0.03	0.01						Total Metal-EPA = 0.11	No
G. Tanury Plating Company	#1	11	5/24/2012	Yes	C	60289		No	0.015	0.075	0.837	0.075	0.358	0.086	0.264	0.044						Total Metal-EPA = 1.356	No
G. Tanury Plating Company	#1	11	6/26/2012	No	C	53721		No			0.28		0.16	0.12	0.03	0.01						Total Metal-EPA = 0.56	No
G. Tanury Plating Company	#1	11	7/24/2012	No	C	52734		No			0.22		0.12	0.09	0.01	0.01						Total Metal-EPA = 0.43	No
G. Tanury Plating Company	#1	11	8/23/2012	No	C	60738		No			0.03		0.04	0.01	0.01	0.01						Total Metal-EPA = 0.08	No
G. Tanury Plating Company	#1	11	9/24/2012	No	C	54013		No			0.05		0.04	0.01	0.03	0.01						Total Metal-EPA = 0.1	No
G. Tanury Plating Company	#1	11	10/25/2012	No	C	55277		No	0.02	0.05	0.33	0.05	0.65	0.08	0.01	0.01						Total Metal-EPA = 1.11	No
G. Tanury Plating Company	#1	11	11/26/2012	No	C	55464		No			0.46		0.29	1.14	0.01	0.01						Total Metal-EPA = 1.89	No
G. Tanury Plating Company	#1	11	12/19/2012	No	C	56571		No			0.06		0.04	0.02	0.02	0.01						Total Metal-EPA = 0.12	No
G. Tanury Plating Company	#2	11	1/26/2012	No	C	56728		No														CN-EPA = 0.01	No
G. Tanury Plating Company	#2	11	2/23/2012	No	C	51201		No														CN-EPA = 0.01	No
G. Tanury Plating Company	#2	11	3/26/2012	No	C	52061		No														CN-EPA = 0.01	No
G. Tanury Plating Company	#2	11	4/24/2012	No	C	51178		No														CN-EPA = 0.02	No
G. Tanury Plating Company	#2	11	5/22/2012	No	C	54492		No														CN-EPA = 0.01	No
G. Tanury Plating Company	#2	11	6/26/2012	No	C	53721		No														CN-EPA = 0.03	No
G. Tanury Plating Company	#2	11	7/24/2012	No	C	52734		No														CN-EPA = 0.01	No
G. Tanury Plating Company	#2	11	8/23/2012	No	C	60738		No														CN-EPA = 0.01	No
G. Tanury Plating Company	#2	11	9/24/2012	No	C	54013		No														CN-EPA = 0.03	No
G. Tanury Plating Company	#2	11	10/25/2012	No	C	55277		No														CN-EPA = 0.01	No
G. Tanury Plating Company	#2	11	11/26/2012	No	C	55464		No														CN-EPA = 0.01	No
G. Tanury Plating Company	#2	11	12/19/2012	No	C	56571		No														CN-EPA = 0.01	No

**Field's Point
Significant User
Compliance Monitoring Results - 2012**

Company	Sample Location	Category	Sample Date	NBC Sample	Type	Flow	Volume	CDF	Cd	Cr	Cu	Pb	Ni	Zn	Cn	Ag	BOD	TSS	TTO	Total O&G	Other Parameters	Violation
International Etching, Inc.	#4	11	8/3/2012	No	G	7900	130	Yes			6.66			1.28								No
International Etching, Inc.	#5	11	12/26/2012	No	G	5130	110	Yes			0.19			0.11								No
International Insignia Corporation	#1	11	2/27/2012	No	C	8100		No			0.74	0.025	0.933		0.01							No
International Insignia Corporation	#1	11	4/2/2012	Yes	C	3700		No	0.015	0.075	2.036	0.075	1.46	0.474	0.618	0.025						Yes
International Insignia Corporation	#1	11	4/19/2012	No	C	8400		No	0.004	0.005	0.345	0.04	0.751	0.144	0.01	0.02						No
International Insignia Corporation	#1	11	4/26/2012	No	C	6800		No	0.005	0.005	0.205	0.04	0.87	0.105	0.01	0.02						No
International Insignia Corporation	#1	11	5/1/2012	No	C	7500		No	0.004	0.005	0.429	0.04	0.883	0.248	0.01	0.02						No
International Insignia Corporation	#1	11	5/3/2012	No	C	5700		No			0.507				0.01							No
International Insignia Corporation	#1	11	5/30/2012	Yes	C	5600	1	No	0.015	0.075	0.275	0.075	0.571	0.093	0.018	0.025						No
International Insignia Corporation	#1	11	6/20/2012	No	C	6100		No			0.272	0.04	0.579		0.01							No
International Insignia Corporation	#1	11	8/7/2012	No	C	7500		No			1.01	0.04	1.15		0.01							No
International Insignia Corporation	#1	11	10/17/2012	No	C	6000		No	0.004	0.005	0.63	0.04	0.589	0.261	0.01	0.02						No
International Insignia Corporation	#1	11	12/11/2012	No	C	2880		No			0.662	0.04	0.618		0.01							No
International Insignia Corporation	#2	11	2/27/2012	No	G	8100	335	Yes			7.57	0.172	0.075	1								No
International Insignia Corporation	#2	11	4/19/2012	No	G	8400	360	Yes			14	0.04	0.22	3.8								No
International Insignia Corporation	#2	11	6/20/2012	No	G	6100	345	Yes			0.181	0.04	0.01	0.057								No
International Insignia Corporation	#2	11	8/7/2012	No	G	7500	314	Yes			11	0.4	0.15	2.7								No
International Insignia Corporation	#2	11	10/17/2012	No	G	6000	407	Yes			9.5	0.4	1.7	5.2								No
International Insignia Corporation	#2	11	12/11/2012	No	G	2800	376	Yes			1.2	0.4	0.1	0.59								No
International Insignia Corporation	#3	11	2/27/2012	No	G	8100		Yes			109	0.142	43.5	20.4							7658	No
International Insignia Corporation	#3	11	6/20/2012	No	G	6100	70	Yes			3.23	0.04	15.1	6.33							37	No
International Insignia Corporation	#3	11	10/17/2012	No	G	6000	70	Yes			42	0.124	39.5	19.9							12	No
International Insignia Corporation	#4	11	4/19/2012	No	G	8400	17	Yes			0.542	0.066	11.7	0.674								No
International Insignia Corporation	#4	11	10/17/2012	No	G	6000	17	Yes			1.07	0.045	14.1	0.768								No
Ira Green, Inc.	#1	11	1/4/2012	No	C	24200		No			0.13		0.046		0.51							No
Ira Green, Inc.	#1	11	2/7/2012	No	C	31200		No			0.14		0.122		0.01							No
Ira Green, Inc.	#1	11	2/13/2012	Yes	C	18200		No	0.015	0.075	0.202	0.075	0.111	0.06	0.009	0.025						No
Ira Green, Inc.	#1	11	3/5/2012	No	C	32100		No			0.08		0.026		0.01							No
Ira Green, Inc.	#1	11	4/3/2012	No	C	27400		No	0.004	0.005	0.03	0.005	0.03	0.02	0.01	0.005						No
Ira Green, Inc.	#1	11	5/2/2012	No	C	28900		No			0.08		0.119		0.01							No
Ira Green, Inc.	#1	11	5/31/2012	Yes	G	0	1	No	0.015	0.075	0.02	0.075	0.05	0.06		0.025						No
Ira Green, Inc.	#1	11	6/12/2012	No	C	6818		No			0.05		0.06		0.1							No
Ira Green, Inc.	#1	11	7/9/2012	No	C	30600		No			0.06		0.232		0.01							No
Ira Green, Inc.	#1	11	8/6/2012	No	C	32500		No			0.02		0.038		0.01							No
Ira Green, Inc.	#1	11	8/14/2012	Yes	C	20200		No	0.015	0.075	0.06	0.075	0.09	0.06	0.008	0.025						No
Ira Green, Inc.	#1	11	9/5/2012	No	C	31100		No			0.02		0.004		0.01							No
Ira Green, Inc.	#1	11	10/9/2012	No	C	33300		No	0.004	0.009	0.06	0.015	0.04	0.17	0.13	0.119						No
Ira Green, Inc.	#1	11	11/6/2012	No	C	28800		No			0.02		0.016		0.01							No
Ira Green, Inc.	#1	11	12/18/2012	No	C	30000		No			0.02		0.604		0.03							No
Ira Green, Inc.	#2	11	1/4/2012	No	C	24200	800	Yes			0.27	0.005	0.051	0.49								No
Ira Green, Inc.	#2	11	3/5/2012	No	G	32100	800	Yes			0.5	0.017	0.067	0.39								No
Ira Green, Inc.	#2	11	5/2/2012	No	G	28900	800	Yes			1.06	0.017	0.055	0.66								No
Ira Green, Inc.	#2	11	7/9/2012	No	G	30600	800	Yes			0.4	0.025	0.056	0.27								No
Ira Green, Inc.	#2	11	9/5/2012	No	G	31100	800	Yes			0.55	0.018	0.01	0.49								No
Ira Green, Inc.	#2	11	11/6/2012	No	G	28800	800	Yes			0.42	0.05	0.05	0.22								No
Ira Green, Inc.	#3	11	2/7/2012	No	G	31200	400	Yes			0.05											No
Ira Green, Inc.	#3	11	3/5/2012	No	G	32100	400	Yes														CN-EPA = 2.1 Yes
Ira Green, Inc.	#3	11	3/16/2012	No	G	25900	400	Yes														CN-EPA = 0.02 No
Ira Green, Inc.	#3	11	3/21/2012	No	G	29300	400	Yes														CN-EPA = 0.01 No
Ira Green, Inc.	#3	11	3/29/2012	No	G	27600	400	Yes														CN-EPA = 0.01 No
Ira Green, Inc.	#3	11	4/3/2012	No	G	27400	400	Yes			0.02											CN-EPA = 0.98 No
Ira Green, Inc.	#3	11	6/12/2012	No	G	6818	400	Yes			0.05											CN-EPA = 0.01 No

**Field's Point
Significant User
Compliance Monitoring Results - 2012**

Company	Sample Location	Category	Sample Date	NBC Sample	Type	Flow	Volume	CDF	Cd	Cr	Cu	Pb	Ni	Zn	Cn	Ag	BOD	TSS	TTO	Total O&G	Other Parameters	Violation
Lee's Manufacturing	#1	43	2/20/2012	Yes	C	7181		No	0.015	0.075	0.076	0.075	0.05	0.06		0.025						No
Lee's Manufacturing	#1	43	2/23/2012	No	C			No	0.01	0.02	0.256	0.028	0.05	0.374		0.01						No
Lee's Manufacturing	#1	43	4/17/2012	No	C			No	0.01	0.02	0.02	0.02	0.05	0.164		0.01						No
Lee's Manufacturing	#1	43	4/17/2012	Yes	G	0	1	No	0.015	0.075	0.02	0.075	0.05	0.06		0.025						No
Lee's Manufacturing	#1	43	8/6/2012	Yes	C	7929	1	No	0.015	0.075	0.152	0.075	0.05	0.113		0.025						No
Lee's Manufacturing	#1	43	11/21/2012	No	C			No	0.01	0.02	0.061	0.022	0.05	3.31		0.01						Yes
Lee's Manufacturing	#1	43	12/11/2012	No	C			No						0.183								No
Lee's Manufacturing	#1	43	12/12/2012	No	C			No						0.05								No
Lee's Manufacturing	#1	43	12/13/2012	No	C			No						0.05								No
Lee's Manufacturing	#1	43	12/14/2012	No	C			No						0.05								No
Mahr Federal Inc.	#1	11	2/2/2012	No	C	2135		No		1.01	0.051		0.05	0.088								No
Mahr Federal Inc.	#1	11	3/5/2012	Yes	C	2551		No	0.015	0.877	0.032	0.075	0.05	0.06	0.004	0.025				4		No
Mahr Federal Inc.	#1	11	4/2/2012	No	C	1770		No	0.01	0.462	0.179	0.02	0.05	0.13	0.02	0.01						No
Mahr Federal Inc.	#1	11	6/5/2012	No	C	2327		No		0.285	0.02		0.05	0.05								No
Mahr Federal Inc.	#1	11	8/2/2012	No	C	1514		No		0.786	0.103		0.05	0.174								No
Mahr Federal Inc.	#1	11	9/19/2012	Yes	C	110		No	0.015	0.807	0.02	0.075	0.05	0.06	0.004	0.025				4		No
Mahr Federal Inc.	#1	11	10/3/2012	No	C	2334		No	0.01	1.45	0.031	0.02	0.05	0.08	0.02	0.01						No
Mahr Federal Inc.	#1	11	12/3/2012	No	C	1108		No		1.94	0.02		0.05	0.053								No
Mahr Federal Inc.	#2	11	2/2/2012	No	G		7	No								0.01			0.012			No
Mahr Federal Inc.	#2	11	3/5/2012	Yes	G		25	No	0.015	0.075	0.048	0.075	0.05	0.06	0.004	0.033			0.006	4		No
Mahr Federal Inc.	#2	11	8/2/2012	No	G		18	No								0.01			0.046			No
Mahr Federal Inc.	#2	11	9/19/2012	Yes	G		25	No	0.015	0.075	0.024	0.075	0.05	0.06	0.007	0.025			0.005	4		No
Mahr Federal Inc.	#3	11	4/2/2012	No	G		50	No													36	No
Mahr Federal Inc.	#3	11	10/3/2012	No	G		25	No													5	No
Metallurgical Solutions, Inc.	#1	11	1/23/2012	Yes	G	0		No	0.015	1.866	0.16	0.075	0.595	0.352	0.022	0.025						No
Metallurgical Solutions, Inc.	#1	11	1/27/2012	No	G			No	0.02	0.05	0.03	0.05	0.05	0.005	0.01	0.01						No
Metallurgical Solutions, Inc.	#1	11	7/18/2012	Yes	G	0	0	No	0.015	1.88	0.241	0.075	0.72	0.06	0.014	0.025						No
Metallurgical Solutions, Inc.	#1	11	7/30/2012	No	G			No	0.03	0.24	0.29	0.42	0.68	0.11	0.01	0.05						No
Monarch Metal Finishing, Inc.	#1	11	1/3/2012	No	C	29247		No							0.23							No
Monarch Metal Finishing, Inc.	#1	11	1/17/2012	No	C	21842		No			0.35		0.58	0.39	0.26							No
Monarch Metal Finishing, Inc.	#1	11	1/23/2012	Yes	C	13090		No	0.015	0.075	0.768	0.075	1.143	0.646	0.006	0.058						No
Monarch Metal Finishing, Inc.	#1	11	2/16/2012	No	C	18027		No			0.62		0.37	0.27	0.39							No
Monarch Metal Finishing, Inc.	#1	11	3/6/2012	No	C	19448		No			0.45		0.22	0.14	0.38							No
Monarch Metal Finishing, Inc.	#1	11	4/12/2012	No	C	21168		No	0.02	0.05	0.11	0.05	0.41	0.08	0.49	0.02						No
Monarch Metal Finishing, Inc.	#1	11	5/3/2012	No	C	23263		No			0.79		0.43	1.08	0.01							No
Monarch Metal Finishing, Inc.	#1	11	6/14/2012	No	C	27377		No			0.76		0.33	0.37	0.21							No
Monarch Metal Finishing, Inc.	#1	11	7/17/2012	No	C	25656		No			0.34		0.24	0.18	0.29							No
Monarch Metal Finishing, Inc.	#1	11	7/23/2012	No	C	26554		No					0.517	0.678	1.354							Yes
Monarch Metal Finishing, Inc.	#1	11	7/23/2012	Yes	C	14960		No	0.015	0.075	1.86	0.075				0.025						Yes
Monarch Metal Finishing, Inc.	#1	11	8/15/2012	No	C	23487		No			0.6		0.22	0.42	0.01							No
Monarch Metal Finishing, Inc.	#1	11	8/22/2012	No	C	20196		No			0.38											No
Monarch Metal Finishing, Inc.	#1	11	8/29/2012	No	C	25133		No			0.53											No
Monarch Metal Finishing, Inc.	#1	11	9/5/2012	No	C	24759		No			0.71		0.14	0.05	0.35							No
Monarch Metal Finishing, Inc.	#1	11	9/26/2012	No	C	23786		No							0.12							No
Monarch Metal Finishing, Inc.	#1	11	9/27/2012	No	C	25731		No							0.07							No
Monarch Metal Finishing, Inc.	#1	11	9/28/2012	No	C	29621		No							0.03							No
Monarch Metal Finishing, Inc.	#1	11	10/1/2012	No	C	24834		No			0.98		0.81	0.85	0.06							No
Monarch Metal Finishing, Inc.	#1	11	10/30/2012	No	C	28723		No	0.02	0.05	0.21	0.06	0.14	0.12	0.31	0.06						No
Monarch Metal Finishing, Inc.	#1	11	11/7/2012	No	C	29920		No			0.58		0.62	0.39	0.06							No
Monarch Metal Finishing, Inc.	#1	11	12/19/2012	No	C	25806		No			0.68		0.12	0.02	0.24							No
Monarch Metal Finishing, Inc.	#2	11	1/17/2012	No	C	21842		No														CN-EPA = 0.98 No
Monarch Metal Finishing, Inc.	#2	11	9/11/2012	No	C	24160		No														CN-EPA = 0.87 No

**Field's Point
Significant User
Compliance Monitoring Results - 2012**

Company	Sample Location	Category	Sample Date	NBC Sample	Type	Flow	Volume	CDF	Cd	Cr	Cu	Pb	Ni	Zn	Cn	Ag	BOD	TSS	TTO	Total O&G	Other Parameters	Violation		
R. E. Sturdy Company, Inc.	#1	11	11/8/2012	No	C	1421		No			0.596											No		
Shank/Balfour Beatty	#1	40	10/18/2012	No	C	17254		No	0.004	0.005	0.01	0.04	0.01	0.034		0.02		17			7.1		No	
Shank/Balfour Beatty	#1	40	11/21/2012	Yes	C	0	1	No	0.015	0.075	0.02	0.075	0.05	0.61		0.025		6				Se = 0.001 Fe = 0.265 Al = 0.009	No	
Shank/Balfour Beatty	#1	40	11/28/2012	Yes	C			No	0.015	0.075	0.02	0.075	0.05	0.375		0.025		2			4	As = 0 NO3+NO2 = 0.394 Se = 0.001 Ammonia = 0.218 TKN = 0.5	No	
Shank/Balfour Beatty	#1	40	12/20/2012	No	C	41656		No	0.004	0.005	0.01	0.04	0.01	0.182		0.02		2			0.01		No	
Shank/Balfour Beatty	#1	40	12/21/2012	No	C	39606		No	0.004	0.005	0.01	0.04	0.01	0.299		0.02		2			0.5		No	
Surface Coatings Division, MFB LLC	#1	11	1/23/2012	No	C	4937		No	0.02	0.49	0.26	0.05	0.46	1.49	0.01	0.01							No	
Surface Coatings Division, MFB LLC	#1	11	1/24/2012	No	C	4039		No	0.02	0.86	0.36	0.05	0.66	2.02	0.01	0.01							No	
Surface Coatings Division, MFB LLC	#1	11	1/25/2012	No	C	3590		No	0.02	0.84	0.41	0.05	0.72	2.18	0.01	0.01							No	
Surface Coatings Division, MFB LLC	#1	11	1/26/2012	No	C	4114		No	0.02	0.59	0.29	0.05	0.51	1.74	0.01	0.01							No	
Surface Coatings Division, MFB LLC	#1	11	2/2/2012	No	C	3516		No		0.06	0.02		0.11	0.26									No	
Surface Coatings Division, MFB LLC	#1	11	3/5/2012	No	C	5535		No													0.005		No	
Surface Coatings Division, MFB LLC	#1	11	3/6/2012	No	C	5311		No													0.005		No	
Surface Coatings Division, MFB LLC	#1	11	3/7/2012	No	C	5834		No													0.005		No	
Surface Coatings Division, MFB LLC	#1	11	3/8/2012	No	C	4937		No													0.011		No	
Surface Coatings Division, MFB LLC	#1	11	4/2/2012	Yes	C	2992		No	0.015	0.08	0.167	0.075	0.669	0.093	0.004	0.025							No	
Surface Coatings Division, MFB LLC	#1	11	4/5/2012	No	C	4114		No	0.02	0.05	0.14	0.05	0.25	0.23	0.01	0.01							No	
Surface Coatings Division, MFB LLC	#1	11	6/7/2012	No	C	5610		No		0.26	0.16		0.27	0.01									No	
Surface Coatings Division, MFB LLC	#1	11	8/10/2012	No	C	5386		No		0.05	0.23		0.22	0.62									No	
Surface Coatings Division, MFB LLC	#1	11	9/17/2012	Yes	C	3291	1	No	0.015	0.206	0.289	0.075	0.829	0.196	0.017	0.025							No	
Surface Coatings Division, MFB LLC	#1	11	10/16/2012	No	C	4787		No	0.02	0.05	0.05	0.05	0.06	0.05	0.01	0.01							No	
Surface Coatings Division, MFB LLC	#1	11	12/20/2012	No	C	3067		No		0.08	0.27		0.14	0.19									No	
Surface Coatings Division, MFB LLC	#2	11	4/5/2012	No	G	4114	50	Yes		0.05	0.27		0.04	0.01									No	
Surface Coatings Division, MFB LLC	#2	11	12/4/2012	No	G	5909	50	Yes		0.05	0.07		0.04	0.01									No	
Technodic, Inc.	#3	11	4/9/2012	No	G	9126	90	Yes		0.05	0.02		0.04	0.01									Total Metal-EPA = 0.12	No
Technodic, Inc.	#4	11	6/5/2012	No	G	4488	175	Yes		0.05	21.4		1.59	0.005									Total Metal-EPA = 23.05	No
Technodic, Inc.	#5	11	8/9/2012	No	G	8527	40	Yes		0.28	0.04		0.04	0.01									Total Metal-EPA = 0.37	No
Technodic, Inc.	#6	11	10/4/2012	No	G	7480	375	Yes		0.05	0.02		0.04	0.04									Total Metal-EPA = 0.13	No
Technodic, Inc.	#1	11	1/5/2012	Yes	C	3516		No	0.015	1.1	0.15	0.075	0.066	0.097	0.052	0.025							No	
Technodic, Inc.	#1	11	2/9/2012	No	C	6508		No		2.21	0.27		0.13	0.11									Total Metal-EPA = 2.72	No
Technodic, Inc.	#1	11	4/9/2012	No	C	9126		No	0.02	1.24	0.02	0.05	0.06	0.08	0.07	0.01							Total Metal-EPA = 1.4	No
Technodic, Inc.	#1	11	6/5/2012	No	C	4488		No		0.05	0.11		0.04	0.005									Total Metal-EPA = 0.21	No
Technodic, Inc.	#1	11	7/16/2012	Yes	C	4563		No	0.015	0.369	0.071	0.075	0.05	0.06	0.017	0.025							Total Metal-EPA = 0.665	No
Technodic, Inc.	#1	11	8/9/2012	No	C	8527		No		0.05	0.03		0.04	0.01									No	
Technodic, Inc.	#1	11	10/4/2012	No	C	7480		No	0.02	0.5	0.02	0.05	0.05	0.01	0.02	0.01							No	
Technodic, Inc.	#1	11	12/5/2012	No	C	8976		No		0.42	0.02		0.04	0.01									No	
Technodic, Inc.	#2	11	2/9/2012	No	G	6508	375	Yes		0.14	0.02		0.04	0.03									Total Metal-EPA = 0.23	No
Tri-Jay Company	#10	11	10/17/2012	No	G	13140	21	Yes			9.52	1.72	0.99	1.94									No	
Tri-Jay Company	#11	11	11/20/2012	No	G	12675	19	Yes			4.21	0.05	1.01	0.77									No	
Tri-Jay Company	#12	11	12/11/2012	No	G	11625	43	Yes						2.58									No	
Tri-Jay Company	#1	11	1/25/2012	No	C	13575		No			0.77		0.27	0.2	0.08	0.12							No	
Tri-Jay Company	#1	11	2/21/2012	No	C	13875		No			1.08		0.32	0.67	0.01	0.01							No	
Tri-Jay Company	#1	11	3/20/2012	No	C	13200		No			1.11		0.19	0.32	0.01	0.06							No	
Tri-Jay Company	#1	11	4/2/2012	No	C	10650		No			0.464		0.076	0.198	0.078								No	
Tri-Jay Company	#1	11	4/2/2012	Yes	C	10622		No	0.015	0.075		0.075				0.061							No	
Tri-Jay Company	#1	11	5/9/2012	No	C	13725		No			0.95		0.19	2.06	0.14	0.01							No	

**Field's Point
Significant User
Compliance Monitoring Results - 2012**

Company	Sample Location	Category	Sample Date	NBC Sample	Type	Flow	Volume	CDF	Cd	Cr	Cu	Pb	Ni	Zn	Cn	Ag	BOD	TSS	TTO	Total O&G	Other Parameters	Violation
Tri-Jay Company	#1	11	6/13/2012	No	C	13950		No			0.95		0.22	1.04	0.05	0.08						No
Tri-Jay Company	#1	11	7/9/2012	No	C	10350		No			0.68		0.11	0.45	0.05							No
Tri-Jay Company	#1	11	7/9/2012	Yes	C	10322		No	0.015	0.075		0.075				0.025						No
Tri-Jay Company	#1	11	8/15/2012	No	C	13950		No			0.89		0.27	0.65	0.03	0.06						No
Tri-Jay Company	#1	11	9/12/2012	No	C	13575		No			0.9		0.29	0.55	0.04	0.06						No
Tri-Jay Company	#1	11	10/17/2012	No	C	13140		No	0.02	0.05	1.03	0.05	0.19	0.29	0.01	0.04						No
Tri-Jay Company	#1	11	11/20/2012	No	C	12675		No			1.02		0.63	0.73	0.01	0.23						No
Tri-Jay Company	#1	11	12/11/2012	No	C	11625		No			1.02		0.38	0.8	0.25	0.06						No
Tri-Jay Company	#2	11	1/25/2012	No	G	13575	22	Yes			0.7	0.06	0.17	2.46								No
Tri-Jay Company	#3	11	2/21/2012	No	G	13875	35	Yes			24.7	0.88	3.06	5.23								No
Tri-Jay Company	#4	11	3/20/2012	No	G	13200	14	Yes			27.2	0.81	0.47	6.1								No
Tri-Jay Company	#5	11	4/2/2012	No	G	10650	33	Yes			3.94	0.05	0.49	0.9								No
Tri-Jay Company	#6	11	5/9/2012	No	G	13725	18	Yes			6.91	0.05	4.1	8.75								No
Tri-Jay Company	#7	11	7/9/2012	No	G	10350	70	Yes			1.48	0.05	1.21	2.82								No
Tri-Jay Company	#8	11	8/15/2012	No	G	13950	21	Yes			3.42	0.56	0.69	0.92								No
Tri-Jay Company	#9	11	9/12/2012	No	G	13575	35	Yes			6.22	1.16	0.94	0.93								No
Umicore USA, Incorporated	#1	22	2/9/2012	No	G		2800	No	0.05		0.05	0.2	0.1									No
Umicore USA, Incorporated	#1	22	4/6/2012	No	G		4800	No	0.05	0.1	0.05	0.2	0.1	0.05		0.1						No
Umicore USA, Incorporated	#1	22	5/7/2012	Yes	G		2000	No	0.015	0.075	0.02	0.02	0.05	0.06		0.025						No
Umicore USA, Incorporated	#1	22	6/11/2012	No	G		5000	No	0.05		0.05	0.2	0.1									No
Umicore USA, Incorporated	#1	22	8/9/2012	No	G		5500	No	0.05		0.05	0.2	0.1									No
Umicore USA, Incorporated	#1	22	10/11/2012	No	G		5500	No	0.05	0.1	0.05	0.2	0.1	0.05		0.1						No
Umicore USA, Incorporated	#1	22	12/10/2012	No	G		5500	No	0.05		0.05	0.2	0.1									No
Umicore USA, Incorporated	#2	22	2/9/2012	No	G		2200	No	0.05		0.05	0.2	0.1									No
Umicore USA, Incorporated	#2	22	4/11/2012	No	G		2050	No	0.05	0.1	0.05	0.2	0.1	0.05		0.1						No
Umicore USA, Incorporated	#2	22	5/7/2012	Yes	G		1400	No	0.015	0.075	0.02	0.075	0.05	0.06		0.025						No
Umicore USA, Incorporated	#2	22	6/5/2012	No	G		2100	No	0.05		0.05	0.2	0.1									No
Umicore USA, Incorporated	#2	22	8/8/2012	No	G		800	No	0.05		0.05	0.2	0.1									No
Umicore USA, Incorporated	#2	22	10/10/2012	No	G		1900	No	0.05	0.1	0.05	0.2	0.1	0.15		0.1						No
Umicore USA, Incorporated	#2	22	12/10/2012	No	G		1500	No	0.05		0.05	0.2	0.1									No
Umicore USA, Incorporated	#3	22	2/9/2012	No	C	10000		No	0.05	0.1	0.05	0.2	0.1	0.05		0.1						No
Umicore USA, Incorporated	#3	22	5/7/2012	Yes	C	15975		No	0.015	0.075	0.02	0.075	0.05	0.06		0.025						No
Umicore USA, Incorporated	#3	22	8/23/2012	No	C	12015		No	0.05	0.1	0.05	0.2	0.1	0.05		0.1						No
Umicore USA, Incorporated	#4	22	4/10/2012	No	G		3000	No			0.05	0.2		0.05								No
Umicore USA, Incorporated	#4	22	10/9/2012	No	G		3000	No			0.05	0.2		0.05								No
Umicore USA, Incorporated	#5	22	4/16/2012	No	G		400	No										12				No
Umicore USA, Incorporated	#5	22	10/15/2012	No	G		400	No										19.4				No
Uncas Manufacturing Company	#1	11	1/19/2012	No	C	9574		No			0.42		0.15		0.13							No
Uncas Manufacturing Company	#1	11	2/20/2012	Yes	C			No	0.015	0.075	0.02	0.075	0.05	0.06	0.006	0.025						No
Uncas Manufacturing Company	#1	11	2/27/2012	No	C	10397		No			0.12		0.04		0.01							No
Uncas Manufacturing Company	#1	11	3/20/2012	No	C	10098		No			0.06		0.04		0.01							No
Uncas Manufacturing Company	#1	11	4/12/2012	No	C	10472		No	0.02	0.05	0.11	0.05	0.04	0.01	0.01	0.01						No
Uncas Manufacturing Company	#1	11	5/15/2012	Yes	C	0		No	0.015	0.075	0.02	0.075	0.05	0.06	0.025							No
Uncas Manufacturing Company	#1	11	5/22/2012	No	C	10098		No			0.15		0.56		0.06							No
Uncas Manufacturing Company	#1	11	6/26/2012	No	C	7704		No			0.3		0.04		0.01							No
Uncas Manufacturing Company	#1	11	7/16/2012	No	C	8004		No			0.11		0.04		0.01							No
Uncas Manufacturing Company	#1	11	8/6/2012	Yes	C	7256	1	No	0.015	0.075	0.02	0.075	0.05	0.06	0.004	0.025						No
Uncas Manufacturing Company	#1	11	8/21/2012	No	C	9724		No			0.17		0.04		0.01							No
Uncas Manufacturing Company	#1	11	9/20/2012	No	C	9574		No			0.05		2.38		0.03							Yes
Uncas Manufacturing Company	#1	11	10/11/2012	No	C	9574		No					0.07									No
Uncas Manufacturing Company	#1	11	10/15/2012	No	C	7779		No					0.04									No
Uncas Manufacturing Company	#1	11	10/16/2012	No	C	9425		No	0.02	0.05	0.08	0.05	0.04	0.03	0.01	0.04						No

**Field's Point
Significant User
Compliance Monitoring Results - 2012**

Company	Sample Location	Category	Sample Date	NBC Sample	Type	Flow	Volume	CDF	Cd	Cr	Cu	Pb	Ni	Zn	Cn	Ag	BOD	TSS	TTO	Total O&G	Other Parameters	Violation
Uncas Manufacturing Company	#1	11	10/17/2012	No	C	7031		No					0.07									No
Uncas Manufacturing Company	#1	11	11/13/2012	No	C	8078		No			0.05		0.04		0.01							No
Uncas Manufacturing Company	#1	11	12/12/2012	No	C	7031		No			0.06		0.04		0.01							No
Uncas Manufacturing Company	#2	11	1/19/2012	No	G	9574	540	Yes			1.97		1.01									No
Uncas Manufacturing Company	#2	11	5/22/2012	No	G	10098	540	Yes			1.23		7.12									No
Uncas Manufacturing Company	#2	11	9/20/2012	No	G	9574	540	Yes			5.16		37.1									Yes
Uncas Manufacturing Company	#2	11	11/7/2012	No	G	7854	320	Yes					5.36									No
Uncas Manufacturing Company	#2	11	11/15/2012	No	G	7929	300	Yes					6.23									No
Uncas Manufacturing Company	#2	11	11/29/2012	No	G	8602	270	Yes					3.68									No
Uncas Manufacturing Company	#2	11	12/6/2012	No	G	7929	300	Yes					0.05									No
Uncas Manufacturing Company	#3	11	3/20/2012	No	G	10098	540	Yes			0.94		0.14									No
Uncas Manufacturing Company	#3	11	7/16/2012	No	G	8004	540	Yes			0.43		0.18									No
Uncas Manufacturing Company	#3	11	11/13/2012	No	G	8078	540	Yes			0.15		0.11									No
Uncas Manufacturing Company	#4	11	2/27/2012	No	G	10397	540	Yes														CN-EPA = 0.01 No
Uncas Manufacturing Company	#4	11	4/12/2012	No	G	10472	540	Yes														CN-EPA = 0.01 No
Uncas Manufacturing Company	#4	11	6/26/2012	No	G	7704	540	Yes														CN-EPA = 0.01 No
Uncas Manufacturing Company	#4	11	8/21/2012	No	G	9724	540	Yes														CN-EPA = 0.01 No
Uncas Manufacturing Company	#4	11	10/16/2012	No	G	9425	540	Yes														CN-EPA = 0.01 No
Uncas Manufacturing Company	#4	11	12/12/2012	No	G	7031	540	Yes														CN-EPA = 0.01 No
Uncas Manufacturing Company	#5	11	6/26/2012	No	C	7704		No	0.02		0.21			0.42		0.01			1			No
Uncas Manufacturing Company	#5	11	12/12/2012	No	C			No	0.02		0.13			0.25		0.01			6			No
Uncas Manufacturing Company	#6	11	1/19/2012	No	G	9574	34	Yes			0.43	0.06	0.33	0.14								No
Uncas Manufacturing Company	#7	11	3/20/2012	No	G	10098	75	Yes			19.6	0.08	5.34	2.37								No
Uncas Manufacturing Company	#8	11	5/22/2012	No	G	10098	32	Yes			1.91	0.71	2.24	0.16								No
Uncas Manufacturing Company	#9	11	7/16/2012	No	G	8004	32	Yes			6.32	0.05	0.19	0.84								No
Unique Plating Company	#1	11	2/23/2012	No	C	2700		No			0.24		2.73		0.01							Yes
Unique Plating Company	#1	11	3/19/2012	Yes	C	1720		No	0.015	0.075	0.554	0.075	1.99	0.06	0.111	0.025						Yes
Unique Plating Company	#1	11	3/28/2012	No	C	2559		No					1.53									No
Unique Plating Company	#1	11	3/29/2012	No	C	2559		No					1.44									No
Unique Plating Company	#1	11	4/2/2012	No	C	2559		No					0.73									No
Unique Plating Company	#1	11	4/3/2012	No	C	2559		No					0.72									No
Unique Plating Company	#1	11	4/26/2012	No	C	2100		No	0.02	0.05	0.12	0.05	0.38	0.01	0.24	0.01						No
Unique Plating Company	#1	11	5/1/2012	Yes	C	823		No	0.015	0.075	0.46	0.075	1.793	0.06	0.141	0.025						Yes
Unique Plating Company	#1	11	5/25/2012	Yes	G	0	1	No	0.015	0.075	0.02	0.075	0.05	0.06		0.025						No
Unique Plating Company	#1	11	6/1/2012	No	C	3150		No					1.36									No
Unique Plating Company	#1	11	6/4/2012	No	C	3000		No					0.74									No
Unique Plating Company	#1	11	6/6/2012	No	C	2925		No					0.73									No
Unique Plating Company	#1	11	6/8/2012	No	C	2250		No					0.74									No
Unique Plating Company	#1	11	6/20/2012	No	C	2100		No			0.07		0.69		0.08							No
Unique Plating Company	#1	11	8/2/2012	No	C	2250		No			0.113		0.266		0.039							No
Unique Plating Company	#1	11	8/2/2012	Yes	C	1795		No	0.015	0.075		0.075		0.06		0.025						No
Unique Plating Company	#1	11	10/22/2012	No	C	2625		No	0.02	0.05	0.13	0.05	0.28	0.03	0.14	0.01						No
Unique Plating Company	#1	11	12/17/2012	No	C	3075		No			0.02		0.18		0.12							No
Unique Plating Company	#2	11	4/26/2012	No	C	2100		No														CN-EPA = 0.01 No
Unique Plating Company	#2	11	10/22/2012	No	C	2625		No														CN-EPA = 1.16 No
Univar USA, Inc.	#1	22	1/23/2012	No	G		7500	No							0.01				0.17			SGT-HEM = 2.1 TRC = 0.01 No
Univar USA, Inc.	#1	22	4/18/2012	No	C		7500	No			0.038	0.04	0.031	0.254								MERCURY = 0.001 No
Univar USA, Inc.	#1	22	4/18/2012	Yes	C		7500	No	0.015	0.075					0.015	0.025			0.134			TRC = 2.95 No
Univar USA, Inc.	#1	22	7/17/2012	No	C		7800	No							0.01				0.063			TRC = 0.1 No
Univar USA, Inc.	#1	22	10/1/2012	Yes	C		7500	No	0.015	0.075	0.239	0.075	0.125	0.673	0.004	0.025			0.039			TRC = 0.006 Hg = 0 No

**Field's Point
Significant User
Compliance Monitoring Results - 2012**

Company	Sample Location	Category	Sample Date	NBC Sample	Type	Flow	Volume	CDF	Cd	Cr	Cu	Pb	Ni	Zn	Cn	Ag	BOD	TSS	TTO	Total O&G	Other Parameters	Violation	
Univar USA, Inc.	#1	22	10/23/2012	No	C		7800	No			0.072	0.04	0.104	0.547					0.018		Hg = 0.001 TRC = 0.1	No	
Universal Plating Company, Inc.	#1	11	2/9/2012	No	C	1570		No			0.59	0.05	0.1	0.03	0.01	0.01							No
Universal Plating Company, Inc.	#1	11	4/17/2012	No	C	1422		No	0.02	0.05	0.43	0.05	0.05	0.02	0.01	0.01							No
Universal Plating Company, Inc.	#1	11	4/25/2012	Yes	C	1645	0	No	0.015	0.075	0.093	0.075	0.05	0.06	0.006	0.025							No
Universal Plating Company, Inc.	#1	11	6/14/2012	No	C	1496		No			0.31	0.05	0.05	0.02	0.01	0.01							No
Universal Plating Company, Inc.	#1	11	8/14/2012	No	C	1346		No			0.26	0.05	0.04	0.03	0.01	0.01							No
Universal Plating Company, Inc.	#1	11	9/27/2012	Yes	C	822		No	0.015	0.075	0.203	0.075	0.05	0.06	0.01	0.025							No
Universal Plating Company, Inc.	#1	11	10/15/2012	No	C	1421		No	0.02	0.05	0.81	0.05	0.07	0.03	0.01	0.01							No

***COMPLIANCE MONITORING
RESULTS FOR SIGNIFICANT
INDUSTRIAL USERS***

BUCKLIN POINT

**Bucklin Point
Significant User
Compliance Monitoring Results - 2012**

Company	Sample Location	Category	Sample Date	NBC Sample	Type	Flow	Volume	CDF	Cd	Cr	Cu	Pb	Ni	Zn	Cn	Ag	BOD	TSS	TTO	Total O & G	Other Parameters	Violation		
A.T. Cross Company	#1	59	1/19/2012	No	G			No													4.8		No	
A.T. Cross Company	#1	59	7/12/2012	No	G			No														2.1		No
A.T. Cross Company	#3	59	4/18/2012	Yes	G			No	0.015	0.075	0.209	0.075	0.05	0.06		0.025								No
A.T. Cross Company	#3	59	4/27/2012	No	G			No		0.005	2.06	0.04	0.01	0.171										Yes
A.T. Cross Company	#3	59	5/29/2012	No	G			No			0.67													No
A.T. Cross Company	#3	59	5/30/2012	No	G			No			0.172													No
A.T. Cross Company	#3	59	5/31/2012	No	G			No			0.141													No
A.T. Cross Company	#3	59	6/1/2012	No	G			No			0.135													No
A.T. Cross Company	#3	59	8/8/2012	Yes	C	0	1	No	0.015	0.075	0.121	0.075	0.05	0.06		0.025								No
A.T. Cross Company	#3	59	10/4/2012	No	G			No		0.005	0.144	0.04	0.01	0.02										No
Accent Plating Company	#1	11	2/6/2012	No	C	2947		No	0.02		1.17		0.24	0.47	0.15									No
Accent Plating Company	#1	11	4/10/2012	No	C	3240		No	0.02	0.05	0.02	0.05	0.04	0.01	0.04	0.11								No
Accent Plating Company	#1	11	5/23/2012	Yes	C	3905	1	No	0.015	0.075	0.02	0.075	0.05	0.06	0.067	0.044								No
Accent Plating Company	#1	11	6/6/2012	No	C	3871		No	0.02		0.12		0.04	0.35	0.04									No
Accent Plating Company	#1	11	8/6/2012	No	C	3891		No	0.02		0.34		0.59	0.86	0.01									No
Accent Plating Company	#1	11	10/4/2012	Yes	C	2000		No	0.015	0.075	0.337	0.075	0.05	0.06	0.179	0.025								No
Accent Plating Company	#1	11	10/16/2012	No	C	3545		No	0.02	0.05	0.12	0.05	0.04	0.03	0.12	0.03								No
Accent Plating Company	#1	11	12/3/2012	No	C	3427		No	0.02		0.62		0.13	0.55	0.05									No
Angelica Textile Service	#1	25	1/18/2012	Yes	C	37250		No									534.44	36			22.2			No
Angelica Textile Service	#1	25	2/15/2012	No	C	92154		No									412	50			26.25			No
Angelica Textile Service	#1	25	4/10/2012	No	C	80784		No									314	40			20			No
Angelica Textile Service	#1	25	6/12/2012	No	C	18505		No									184	60			27.25			No
Angelica Textile Service	#1	25	8/9/2012	Yes	C	81975		No									420.35	50			19.49			No
Angelica Textile Service	#1	25	8/23/2012	No	C	91406		No									434	32			28.25			No
Angelica Textile Service	#1	25	10/12/2012	No	G	10270		No									407	37			18.5			No
Angelica Textile Service	#1	25	12/12/2012	No	C	10330		No									291	48			23			No
Aspen Aerogels Rhode Island, LLC	#1	27	2/22/2012	No	C	11600		No									17200		0.008					No
Aspen Aerogels Rhode Island, LLC	#1	27	3/21/2012	Yes	C	10000		No									6927.38	2038	0.059					No
Aspen Aerogels Rhode Island, LLC	#1	27	4/5/2012	No	C	11600		No									12100		0.011					No
Aspen Aerogels Rhode Island, LLC	#1	27	6/21/2012	No	C	11600		No									11200		0.05					No
Aspen Aerogels Rhode Island, LLC	#1	27	8/10/2012	No	C	11600		No									10700		0.004					No
Aspen Aerogels Rhode Island, LLC	#1	27	9/24/2012	Yes	C	11000		No									14151.7	20	0.046					No
Aspen Aerogels Rhode Island, LLC	#1	27	10/25/2012	No	C	11600		No									12100		0.012					No
Bliss Manufacturing	#1	11	2/9/2012	No	C	1010		No			0.65		0.04		0.01	0.02								No
Bliss Manufacturing	#1	11	2/27/2012	Yes	C			No	0.015	0.075	7.78	0.075	0.186	0.06	15.7	0.44								Yes
Bliss Manufacturing	#1	11	3/21/2012	No	C	598		No			14.8				9.55	3.17								Yes
Bliss Manufacturing	#1	11	3/29/2012	No	C	600		No			0.16				0.01	0.01								No
Bliss Manufacturing	#1	11	4/6/2012	No	C	598		No			0.56				0.47	0.06								No
Bliss Manufacturing	#1	11	4/13/2012	No	C	613		No			0.18				0.08	0.03								No
Bliss Manufacturing	#1	11	4/16/2012	Yes	C	1555		No	0.015	0.075	0.252	0.075	0.05	0.06	0.069	0.038								No
Bliss Manufacturing	#1	11	4/19/2012	No	C		600	No			0.34				0.32	0.02								No
Bliss Manufacturing	#1	11	4/26/2012	No	C	613		No	0.02	0.05	0.53	0.05	0.04	0.005	0.29	0.09								No
Bliss Manufacturing	#1	11	6/12/2012	No	C	598		No			0.11		0.04		0.18	0.15								No
Bliss Manufacturing	#1	11	8/8/2012	No	C	605		No			0.03		0.04		0.03	0.03								No
Bliss Manufacturing	#1	11	10/11/2012	No	C	897		No	0.02	0.05	0.02	0.05	0.04	0.005	0.01	0.01								No
Bliss Manufacturing	#1	11	12/7/2012	No	C			No			0.04		0.04		0.05	0.06								No
Bliss Manufacturing	#2	11	2/9/2012	No	G			No							1.11									No
Bliss Manufacturing	#2	11	6/12/2012	No	G			No							0.32									No
Bliss Manufacturing	#2	11	10/11/2012	No	G			No														CN-EPA = 0.04		No
Bunge North America (East), LLC	#1	34	2/1/2012	No	C	32000		No									30.615	12						No
Bunge North America (East), LLC	#1	34	2/1/2012	Yes	C	29000		No													2.35			No

**Bucklin Point
Significant User
Compliance Monitoring Results - 2012**

Company	Sample Location	Category	Sample Date	NBC Sample	Type	Flow	Volume	CDF	Cd	Cr	Cu	Pb	Ni	Zn	Cn	Ag	BOD	TSS	TTO	Total O & G	Other Parameters	Violation	
Bunge North America (East), LLC	#1	34	7/6/2012	No	C	51000		No									12	18		0.5		No	
Bunge North America (East), LLC	#1	34	9/12/2012	Yes	C	36000	1	No									23.1	22		4		No	
Bunge North America (East), LLC	#1	34	9/12/2012	No	C	36000	36000	No									12	22		1.425		No	
Charisma Manufacturing	#1	11	4/4/2012	Yes	G	0	0	No	0.015	0.075	0.02	0.075	0.062	0.06	0.004	0.025						No	
Charisma Manufacturing	#1	11	9/17/2012	Yes	G	0	0	No	0.015	0.075	0.02	0.075	0.154	0.06	0.004	0.025						No	
Chemart Company	#1	11	1/24/2012	No	C	15200		No		0.02	0.043		0.135	0.125	0.02							No	
Chemart Company	#1	11	2/13/2012	Yes	C	13400		No	0.015	0.075	0.09	0.075	0.237	0.06	0.005	0.025						No	
Chemart Company	#1	11	2/13/2012	Yes	G		25	No	0.015	0.075	0.02	0.075	0.05	0.06	0.004	0.286						No	
Chemart Company	#1	11	2/23/2012	No	G		50	No								0.012						No	
Chemart Company	#1	11	2/23/2012	No	C	21000		No		0.02	0.039		0.145	0.062	0.02							No	
Chemart Company	#1	11	3/30/2012	No	C	13000		No		0.02	0.027		0.064	0.05	0.02							No	
Chemart Company	#1	11	4/9/2012	No	C	23800		No	0.01	0.02	0.753	0.02	0.361	0.05	0.02	0.01						No	
Chemart Company	#1	11	4/9/2012	No	G		25	No								0.068						No	
Chemart Company	#1	11	5/22/2012	No	C	17500		No		0.02	0.062		0.085	0.05	0.02							No	
Chemart Company	#1	11	6/14/2012	No	C	18000		No		0.02	0.344		0.077	0.05	0.02							No	
Chemart Company	#1	11	6/14/2012	No	G		25	No								0.01						No	
Chemart Company	#1	11	7/26/2012	No	C	22600		No		0.02	0.076		0.05	0.05	0.02							No	
Chemart Company	#1	11	7/30/2012	Yes	G		20	No	0.015	0.075	0.02	0.075	0.05	0.06	0.005	0.97						Yes	
Chemart Company	#1	11	7/30/2012	Yes	C	15100		No	0.015	0.075	0.609	0.075	0.116	0.06	0.041	0.025						No	
Chemart Company	#1	11	8/23/2012	No	G		25	No								0.827						Yes	
Chemart Company	#1	11	8/23/2012	No	C	23300		No		0.02	0.465		0.506	0.055	0.02							No	
Chemart Company	#1	11	9/6/2012	No	G		20	No								3.52						Yes	
Chemart Company	#1	11	9/13/2012	No	C	38900		No		0.02	0.26		0.064	0.063	0.02							No	
Chemart Company	#1	11	9/13/2012	No	G		20	No								5.48						Yes	
Chemart Company	#1	11	9/20/2012	No	G		20	No								0.01						No	
Chemart Company	#1	11	9/27/2012	No	G		20	No								0.01						No	
Chemart Company	#1	11	10/23/2012	No	C	21200		No	0.01	0.02	0.147	0.02	0.097	0.05	0.02	0.01						No	
Chemart Company	#1	11	11/20/2012	No	C	26100		No		0.02	0.287		0.08	0.05	0.02							No	
Chemart Company	#1	11	12/11/2012	No	C	16600		No		0.02	0.263		0.051	0.05	0.02							No	
Chemart Company	#2	11	1/24/2012	No	C	15200		No														CN-EPA = 0.02	No
Chemart Company	#2	11	3/30/2012	No	C	13000		No														CN-EPA = 0.02	No
Chemart Company	#2	11	5/22/2012	No	C	17500		No														CN-EPA = 0.02	No
Chemart Company	#2	11	7/26/2012	No	C	22600		No														CN-EPA = 0.02	No
Chemart Company	#2	11	9/13/2012	No	C	38900		No														CN-EPA = 0.02	No
Chemart Company	#2	11	11/20/2012	No	C	26100		No														CN-EPA = 0.02	No
Cintas, Inc.	#1	25	1/24/2012	No	C	60890		No	0.02	0.05	0.13	0.05	0.04	0.26	0.01	0.01	141	27	0.043	10.9		No	
Cintas, Inc.	#1	25	2/20/2012	No	C	75820		No	0.02	0.05	0.06	0.05	0.04	0.14	0.01	0.01	110	1	0.007	7.4		No	
Cintas, Inc.	#1	25	3/27/2012	No	C	69230		No	0.02	0.05	0.05	0.05	0.04	0.36	0.01	0.01	178.7	9	0.132	8.8		No	
Cintas, Inc.	#1	25	4/16/2012	Yes	C	42090	1	No	0.015	0.075	0.111	0.075	0.057	0.734	0.008	0.025	184.26	24	0.034	11		No	
Cintas, Inc.	#1	25	4/16/2012	No	C	54872		No					0.074	0.747		0.018		17.5	0.021	10.45		No	
Cintas, Inc.	#1	25	5/29/2012	No	C	75463		No	0.018	0.063	0.116	0.083			0.009		189.78					No	
Cintas, Inc.	#1	25	6/21/2012	No	C	62886		No	0.02	0.05	0.03	0.05	0.04	0.36	0.01	0.01	420	24	0.06	4.6		No	
Cintas, Inc.	#1	25	7/26/2012	No	C	71208		No	0.02	0.05	0.06	0.05	0.15	0.55	0.01	0.01	436.2	17	0.04	18.3		No	
Cintas, Inc.	#1	25	8/21/2012	No	C	66214		No	0.02	0.05	0.08	0.05	0.06	1.24	0.01	0.02	238	44	0.028	12.875		No	
Cintas, Inc.	#1	25	9/25/2012	No	C	56440		No	0.02	0.05	0.17	0.05	0.05	0.31	0.01	0.01	221	44	0.021	15.725		No	
Cintas, Inc.	#1	25	10/3/2012	No	C	65188		No	0.02	0.05	0.11	0.05	0.05	0.48	0.01	0.01	363	32	0.013	24.5		No	
Cintas, Inc.	#1	25	10/3/2012	Yes	C	1248		No	0.015	0.075	0.101	0.075	0.05	0.438	0.008	0.025	345.26	62	0.042			No	
Cintas, Inc.	#1	25	11/20/2012	No	C	56603		No	0.02	0.05	0.06	0.05	0.12	0.61	0.01	0.01	251.8	35	0.034	21.7		No	
Cintas, Inc.	#1	25	12/19/2012	No	C	55575		No	0.02	0.05	0.09	0.05	0.04		0.01		244.8					No	
Cintas, Inc.	#1	25	12/19/2012	No	C	55575		No	0.02	0.05	0.09	0.05	0.04	0.61	0.01	0.01	244.8	24	0.06	33.9		No	
Darlene Group	#1	11	1/30/2012	Yes	C	159		No	0.015	0.075	0.024	0.075	0.05	0.06	0.003	0.025						No	

**Bucklin Point
Significant User
Compliance Monitoring Results - 2012**

Company	Sample Location	Category	Sample Date	NBC Sample	Type	Flow	Volume	CDF	Cd	Cr	Cu	Pb	Ni	Zn	Cn	Ag	BOD	TSS	TTO	Total O & G	Other Parameters	Violation	
Darlene Group	#1	11	2/13/2012	No	C	71		No	0.004		0.04	0.005	0.005	0.02	0.01								No
Darlene Group	#1	11	4/9/2012	No	C	539		No	0.004	0.005	0.03	0.005	0.005	0.02	0.01	0.005							No
Darlene Group	#1	11	6/4/2012	No	C	523		No	0.004		0.02	0.005	0.005	0.02	0.01								No
Darlene Group	#1	11	7/25/2012	Yes	C	314		No	0.015	0.075	0.08	0.075	0.05	0.06	0.005	0.025							No
Darlene Group	#1	11	8/7/2012	No	C	404		No	0.004		0.11	0.008	0.012	0.03	0.01								No
Darlene Group	#1	11	10/2/2012	No	C	388		No	0.004	0.005	0.06	0.005	0.005	0.02	0.01	0.005							No
Darlene Group	#1	11	12/4/2012	No	C	381		No	0.006		0.04	0.015	0.007	0.03	0.01								No
Darlene Group	#2	11	6/4/2012	No	G		10	Yes			0.02	0.005	0.005	0.03									No
Darlene Group	#2	11	12/4/2012	No	G		10	Yes			0.08	0.027	0.005	0.07									No
Denison Pharmaceuticals Inc.	#1	14	1/19/2012	No	G		500	No			0.038			0.335			1900	22	1.016	6.7	Acetone = 1 Methylene Chloride = 0.05	No	
Denison Pharmaceuticals Inc.	#1	14	2/29/2012	Yes	G		500	No	0.015	0.234	2.914	0.147	0.17	6.199		0.025	3772	4062	20.65	43.8	Isopropyl Acetate = 0.094 N-Amyl Acetate = 0.05 Acetone = 20 Ethyl Acetate = 0.079	Yes	
Denison Pharmaceuticals Inc.	#1	14	3/26/2012	Yes	G		500	No	0.015	0.075	0.02	0.075	0.05	0.152		0.025	740.56	10	0.011	4	Isopropyl Acetate = 0.001 N-Amyl Acetate = 0.001 Acetone = 0.27 Ethyl Acetate = 0.01	No	
Denison Pharmaceuticals Inc.	#1	14	3/26/2012	No	G		500	No			0.012			0.156									No
Denison Pharmaceuticals Inc.	#1	14	3/26/2012	No	G		500	No			0.01			0.071									No
Denison Pharmaceuticals Inc.	#1	14	3/27/2012	No	G		500	No			0.015			0.159									No
Denison Pharmaceuticals Inc.	#1	14	3/27/2012	No	G		500	No			0.01			0.088									No
Denison Pharmaceuticals Inc.	#1	14	4/26/2012	No	G		500	No			0.09			4.84			2600	31	0.086	16	N-Amyl Acetate = 0.005 Acetone = 0.067 Isopropyl Acetate = 0.01 Ethyl Acetate = 0.01 Methylene Chloride = 0.005	Yes	
Denison Pharmaceuticals Inc.	#1	14	6/1/2012	No	G		500	No						0.02									No
Denison Pharmaceuticals Inc.	#1	14	6/4/2012	No	G		500	No						0.02									No
Denison Pharmaceuticals Inc.	#1	14	6/5/2012	No	G		500	No						0.02									No
Denison Pharmaceuticals Inc.	#1	14	7/24/2012	No	G		500	No			0.01			0.044			1700	42		36	Isopropyl Acetate = 0.01 Ethyl Acetate = 0.01 N-Amyl Acetate = 0.005	No	
Denison Pharmaceuticals Inc.	#2	14	4/26/2012	No	G		200	No			0.01	0.04	0.01	0.02							0.5		No
Denison Pharmaceuticals, Inc. (Lincoln)	#1	14	5/23/2012	No	G		1100	No	0.004	0.036	0.074	0.04	0.03	2.5		0.02	2100	170	13.128	27	Acetone = 13 Ethyl Acetate = 0.05 Isopropyl Acetate = 0.05 Methylene Chloride = 0.05 N-Amyl Acetate = 0.025	Yes	
Denison Pharmaceuticals, Inc. (Lincoln)	#1	14	5/23/2012	No	G		1100	No	0.004	0.036	0.01	0.04	0.087	3.15		0.02	2000	26	6.017	5.9	Acetone = 5.8 Ethyl Acetate = 0.01 Isopropyl Acetate = 0.01 Methylene Chloride = 0.05 N-Amyl Acetate = 0.005	Yes	
Denison Pharmaceuticals, Inc. (Lincoln)	#1	14	5/23/2012	Yes	G		1000	No	0.015	0.075	0.069	0.075	0.05	2.7		0.025	980.6	162	12.187	9.6	N-Amyl Acetate = 0.001 Methylene Chloride = 0.01 Isopropyl Acetate = 0.001 Ethyl Acetate = 0.01 Acetone = 12	Yes	

**Bucklin Point
Significant User
Compliance Monitoring Results - 2012**

Company	Sample Location	Category	Sample Date	NBC Sample	Type	Flow	Volume	CDF	Cd	Cr	Cu	Pb	Ni	Zn	Cn	Ag	BOD	TSS	TTO	Total O & G	Other Parameters	Violation
Denison Pharmaceuticals, Inc. (Lincoln)	#1	14	5/24/2012	No	G		1100	No	0.004	0.074	0.02	0.04	0.078	0.9		0.02	2100	51	7.916	5.4	N-Amyl Acetate = 0.005 Methylene Chloride = 0.05 Isopropyl Acetate = 0.01 Ethyl Acetate = 0.01 Acetone = 7.8	Yes
Denison Pharmaceuticals, Inc. (Lincoln)	#1	14	5/29/2012	No	G		1100	No	0.004	0.026	0.04	0.04	0.043	4.7		0.02	4300	100	20.053	9.3	N-Amyl Acetate = 0.005 Isopropyl Acetate = 0.01 Ethyl Acetate = 0.01 Acetone = 20 Methylene Chloride = 0.05	Yes
Denison Pharmaceuticals, Inc. (Lincoln)	#1	14	6/21/2012	No	G		1100	No						0.02					0.084		Acetone = 0.084	No
Denison Pharmaceuticals, Inc. (Lincoln)	#1	14	6/22/2012	No	G		1100	No						0.02					0.073		Acetone = 0.073	No
Denison Pharmaceuticals, Inc. (Lincoln)	#1	14	6/25/2012	No	G		1100	No						0.02					0.05		Acetone = 0.05	No
Denison Pharmaceuticals, Inc. (Lincoln)	#1	14	6/26/2012	No	G		1100	No						0.02					0.054		Acetone = 0.054	No
Denison Pharmaceuticals, Inc. (Lincoln)	#1	14	7/24/2012	No	G		1100	No			0.01			0.02			4000	26	0.32	26	Acetone = 0.32	No
Denison Pharmaceuticals, Inc. (Lincoln)	#1	14	7/26/2012	Yes	G		1100	No	0.015	0.075	0.104	0.075	0.05	3.15		0.025	2166.3	2272	25.085	10.42	pH = 6.9 Acetone = 25 N-Amyl Acetate = 0.001 Ethyl Acetate = 0.01	Yes
Denison Pharmaceuticals, Inc. (Lincoln)	#1	14	8/23/2012	No	G		1100	No													N-Amyl Acetate = 0.025 Isopropyl Acetate = 0.05 Methylene Chloride = 0.05 Ethyl Acetate = 0.05	No
Denison Pharmaceuticals, Inc. (Lincoln)	#1	14	9/4/2012	No	G		1100	No											0.027		Acetone = 0.027	No
Denison Pharmaceuticals, Inc. (Lincoln)	#1	14	9/5/2012	No	G		1100	No											0.026		Acetone = 0.026	No
Denison Pharmaceuticals, Inc. (Lincoln)	#1	14	9/5/2012	No	G		1100	No											0.03		Acetone = 0.03	No
Denison Pharmaceuticals, Inc. (Lincoln)	#1	14	9/6/2012	No	G		1100	No											0.057		Acetone = 0.057	No
Denison Pharmaceuticals, Inc. (Lincoln)	#1	14	10/26/2012	No	G		1100	No			0.036			0.173			3500	32	0.163	21	Methylene Chloride = 0.005 Ethyl Acetate = 0.01 Acetone = 0.14 N-Amyl Acetate = 0.005 Isopropyl Acetate = 0.01	No
Denison Pharmaceuticals, Inc. (Lincoln)	#1	14	11/26/2012	No	G		1100	No						0.096					0.059		Acetone = 0.059	No
Denison Pharmaceuticals, Inc. (Lincoln)	#1	14	11/26/2012	No	G		1100	No						0.063					0.065		Acetone = 0.065	No
Denison Pharmaceuticals, Inc. (Lincoln)	#1	14	11/26/2012	No	G		1100	No						0.1					0.082		Acetone = 0.082	No
Ecological Fibers, Inc.	#1	24	1/10/2012	No	C	4470		No		0.009	0.39			0.59			370	16			pH = 9.41	No
Ecological Fibers, Inc.	#1	24	4/17/2012	No	C	4270		No		0.018	0.02			0.35			164	92	0.001		pH = 8.89	No
Ecological Fibers, Inc.	#1	24	7/23/2012	No	C	4860		No		0.015	0.03			0.67			136	10			pH = 9.47	No
Ecological Fibers, Inc.	#1	24	10/10/2012	No	C	5200		No		0.009	0.03			0.69			238	14	0.001		pH = 9.13	No
Ecological Fibers, Inc.	#1	24	10/18/2012	Yes	C	3300		No	0.015	0.075	0.032	0.075	0.063	2.19		0.025	167.37	32	0.184			Yes
Ecological Fibers, Inc.	#1	24	10/30/2012	No	C			No						0.62								No
Ecological Fibers, Inc.	#1	24	11/5/2012	No	C			No						0.29								No
Ecological Fibers, Inc.	#1	24	11/6/2012	No	C			No						0.22								No
Ecological Fibers, Inc.	#1	24	11/13/2012	Yes	C	0	1	No	0.015	0.075	0.037	0.075	0.062	0.408		0.025	262.06	4	0.054			No
Ecological Fibers, Inc.	#1	24	12/1/2012	No	C			No						0.2								No
Fujifilm Electronic Materials USA, Inc.	#2	22	3/26/2012	No	G		1950	No									3768.3					No
Fujifilm Electronic Materials USA, Inc.	#2	22	3/26/2012	Yes	G		1950	No	0.015	0.075	0.268	0.075	0.05	0.33		0.025		28		4		No
Fujifilm Electronic Materials USA, Inc.	#2	22	5/24/2012	Yes	G		2000	No	0.015	0.075	0.199	0.075	0.05	0.502		0.025	2141	34	0.01	4		No
Fujifilm Electronic Materials USA, Inc.	#2	22	6/5/2012	No	G		1950	No									3700	39				No
Fujifilm Electronic Materials USA, Inc.	#3	22	4/24/2012	No	G			No													0.5	No
Fujifilm Electronic Materials USA, Inc.	#3	22	6/5/2012	No	G			No													0.8	No

**Bucklin Point
Significant User
Compliance Monitoring Results - 2012**

Company	Sample Location	Category	Sample Date	NBC Sample	Type	Flow	Volume	CDF	Cd	Cr	Cu	Pb	Ni	Zn	Cn	Ag	BOD	TSS	TTO	Total O & G	Other Parameters	Violation	
Fujifilm Electronic Materials USA, Inc.	#3	22	8/2/2012	No	G			No			0.1	0.05	0.04	0.31			787.3	14		0.6		No	
General Cable Industries, LLC	#1	27	1/5/2012	No	C	5713		No			0.06	0.05	0.04	0.37			815.7	12		5.35		No	
General Cable Industries, LLC	#1	27	3/6/2012	No	C	4015		No			0.06	0.05	0.04	0.37			815.7	12		17.3		No	
General Cable Industries, LLC	#1	27	3/8/2012	Yes	C	10224		No	0.015	0.075	0.104	0.075	0.05	0.339		0.025	735.55	37		15.6		No	
General Cable Industries, LLC	#1	27	5/3/2012	No	C	4351		No			0.08	0.05	0.04	0.45			645	7		7.575		No	
General Cable Industries, LLC	#1	27	7/10/2012	No	C	1309		No			0.06	0.05	0.04	0.32			478.5	22		11.55		No	
General Cable Industries, LLC	#1	27	8/22/2012	Yes	C	2696		No	0.015	0.075	0.164	0.075	0.05	0.707		0.025	1088	72		4		No	
General Cable Industries, LLC	#1	27	9/6/2012	No	C	2598		No			0.11	0.05	0.04	0.52			643	29		21.15		No	
General Cable Industries, LLC	#1	27	11/1/2012	No	C	4261		No	0.02	0.05	0.03	0.05	0.04	0.34		0.01	506.5	41		11.575		No	
General Cable Industries, LLC	#2	27	1/17/2012	No	G			No	0.004	0.005	0.037	0.04	0.01	0.294		0.02	1300	16		22	pH = 7.2	No	
General Cable Industries, LLC	#2	27	1/29/2012	No	C	13460		No	0.004	0.005	0.079	0.04	0.01	0.402		0.02	1100	26				No	
General Cable Industries, LLC	#2	27	6/14/2012	No	G			No	0.004	0.005	0.091	0.04	0.01	0.586		0.02	900	82		27	pH = 7.1	No	
General Cable Industries, LLC	#2	27	6/30/2012	No	C		16946	No	0.004	0.007	0.113	0.04	0.01	0.778		0.02	1100	72				No	
General Cable Industries, LLC	#2	27	12/6/2012	No	G			No	0.004	0.005	0.024	0.04	0.01	0.198		0.02	450	18		6.1	pH = 7.3	No	
General Cable Industries, LLC	#2	27	12/21/2012	No	C	15610		No	0.004	0.005	0.08	0.04	0.01	0.487		0.02	1000	27				No	
General Cable Industries, LLC	#3	27	2/17/2012	No	G		4779	No	0.02	0.05	0.02	0.05	0.04	0.47		0.01	6	3		2.2	pH = 6.95	No	
General Cable Industries, LLC	#3	27	5/3/2012	No	G		5874	No	0.02	0.05	0.02	0.05	0.04	0.46		0.03	20	9		1	pH = 6.93	No	
General Cable Industries, LLC	#3	27	6/14/2012	No	G		7488	No	0.004	0.005	0.012	0.04	0.01	0.682		0.02	15	7.5		2.3	pH = 6.5	No	
General Cable Industries, LLC	#3	27	8/22/2012	No	G		5254	No	0.02	0.05	0.02	0.04	0.04	0.58		0.01	17.1	6		55	pH = 5.85	No	
General Cable Industries, LLC	#3	27	11/9/2012	No	G		5780	No	0.02	0.05	0.03	0.05	0.05	0.64		0.01	2.9	2		4.6	pH = 6.45	No	
George H. Fuller & Son	#1	11	1/17/2012	No	G	914		Yes			0.02	0.005	0.28	0.02								No	
George H. Fuller & Son	#1	11	1/17/2012	No	C	914		No			0.07		0.303		0.01	0.032						No	
George H. Fuller & Son	#1	11	4/26/2012	Yes	C	374		No	0.015	0.075	0.125	0.075	0.521	0.06	0.028	0.038						No	
George H. Fuller & Son	#1	11	4/27/2012	Yes	C	344		No	0.015	0.075	0.682	0.075	0.441	0.117	0.611	0.324						Yes	
George H. Fuller & Son	#1	11	4/30/2012	No	G	711	240	Yes			0.02	0.005	0.42	0.02								No	
George H. Fuller & Son	#1	11	4/30/2012	No	C	711		No	0.004	0.005	0.29	0.012	0.309	0.05	0.01	0.167						No	
George H. Fuller & Son	#1	11	5/15/2012	No	C	980		No							0.01							No	
Hord Crystal Corporation	#1	11	2/9/2012	No	G	120		No			0.05		0.04	0.03								No	
Hord Crystal Corporation	#1	11	3/26/2012	No	G	20		No	0.02	0.05	0.2	0.05	0.04	0.02	0.01	0.01						No	
Hord Crystal Corporation	#1	11	3/26/2012	Yes	G	0	300	No	0.015	0.075	0.294	0.075	0.05	0.094	0.027	0.025						No	
Hord Crystal Corporation	#1	11	4/18/2012	No	G		300	No	0.02	0.05	0.15	0.05	0.04	0.02	0.03	0.01						No	
Hord Crystal Corporation	#1	11	6/4/2012	No	G		380	No			0.06		0.04	0.005								No	
Hord Crystal Corporation	#1	11	8/2/2012	No	G		300	No			0.11		0.04	0.01								No	
Hord Crystal Corporation	#1	11	9/10/2012	Yes	G	0	300	No	0.015	0.075	0.467	0.075	0.05	0.06	0.012	0.025						No	
Hord Crystal Corporation	#1	11	10/1/2012	No	G		300	No	0.02	0.05	0.21	0.05	0.04	0.04	0.01	0.01						No	
Hord Crystal Corporation	#1	11	12/6/2012	No	G	320	320	No			0.15		0.04	0.04								No	
HP Services, Inc.	#1	11	1/30/2012	No	G		50	No		0.152	0.101		0.042	0.038								No	
HP Services, Inc.	#1	11	3/15/2012	Yes	G	0	0	No	0.015	0.075	0.327	0.075	0.14	0.06	0.004	0.025				4		No	
HP Services, Inc.	#1	11	4/12/2012	No	G		150	No	0.004	0.017	0.01	0.04	0.027	0.028	0.01	0.02				0.9		No	
HP Services, Inc.	#1	11	7/10/2012	No	G		100	No		0.31	0.1		0.1	0.2								No	
HP Services, Inc.	#1	11	10/1/2012	Yes	G		75	No	0.015	0.075	0.02	0.075	0.05	0.06	0.029	0.025			0.074	4		No	
HP Services, Inc.	#1	11	10/16/2012	No	G		50	No	0.004	0.042	0.409	0.04	0.012	0.08	0.01	0.02				3.8		No	
Impco, Inc.	#1	27	2/16/2012	No	C	13882		No			0.02			0.01								No	
Impco, Inc.	#1	27	4/12/2012	Yes	C	9495		No	0.015	0.075	0.02	0.075	0.05	0.06		0.025						No	
Impco, Inc.	#1	27	4/25/2012	No	C	9006		No			0.02			0.01								No	
Impco, Inc.	#1	27	6/27/2012	No	C	10965		No			0.02			0.005								No	
Impco, Inc.	#1	27	8/29/2012	No	C	9477		No			0.02			0.03								No	
Impco, Inc.	#1	27	10/17/2012	Yes	C	0	1	No	0.015	0.075	0.02	0.075	0.05	0.06		0.025			0.041			No	
Impco, Inc.	#1	27	10/18/2012	No	C	4989		No			0.02			0.01								VOC = 0.043	No
Impco, Inc.	#1	27	12/19/2012	No	C	7473		No			0.02			0.02									No
Impco, Inc.	#2	27	2/16/2012	No	G		600	Yes			0.06			1.62								VOC = 0.089	No

**Bucklin Point
Significant User
Compliance Monitoring Results - 2012**

Company	Sample Location	Category	Sample Date	NBC Sample	Type	Flow	Volume	CDF	Cd	Cr	Cu	Pb	Ni	Zn	Cn	Ag	BOD	TSS	TTO	Total O & G	Other Parameters	Violation
Impco, Inc.	#3	27	6/27/2012	No	G		600	Yes			0.03			0.01							VOC = 0.006	No
Impco, Inc.	#4	27	10/18/2012	No	G		238	Yes			0.16			0.25							VOC = 0.001	No
Interplex Engineered Products, Inc.	#1	11	1/4/2012	No	C	71499		No			0.02	0.05	0.17		0.01	0.01						No
Interplex Engineered Products, Inc.	#1	11	2/7/2012	No	C	99753		No			0.02	0.05	0.13		0.01	0.01						No
Interplex Engineered Products, Inc.	#1	11	2/14/2012	Yes	C	75067		No	0.015	0.075	0.02	0.075	0.171	0.06	0.029	0.025						No
Interplex Engineered Products, Inc.	#1	11	3/12/2012	No	C	88427		No			0.03	0.05	0.35		0.03	0.02						No
Interplex Engineered Products, Inc.	#1	11	4/4/2012	No	C	64362		No	0.02	0.05	0.02	0.05	0.08	0.005	0.05	0.01						No
Interplex Engineered Products, Inc.	#1	11	5/3/2012	No	C	57368		No			0.02	0.05	0.36		0.1	0.03						No
Interplex Engineered Products, Inc.	#1	11	6/7/2012	No	C	67392		No			0.04	0.05	0.09		0.01	0.01						No
Interplex Engineered Products, Inc.	#1	11	7/10/2012	No	C	73212		No			0.02	0.05	0.11		0.04	0.02						No
Interplex Engineered Products, Inc.	#1	11	8/7/2012	No	C	65054		No			0.04	0.05	0.28		0.03	0.03						No
Interplex Engineered Products, Inc.	#1	11	9/11/2012	No	C	70035		No			0.02	0.05	0.07		0.04	0.06						No
Interplex Engineered Products, Inc.	#1	11	9/11/2012	Yes	C	78061		No	0.015	0.075	0.02	0.075	0.12	0.06	0.088	0.087						No
Interplex Engineered Products, Inc.	#1	11	10/10/2012	No	C	473256		No	0.02	0.05	0.09	0.05	0.65	0.02	0.03	0.01						No
Interplex Engineered Products, Inc.	#1	11	11/14/2012	No	C	77201		No			0.04	0.05	0.22		0.01	0.09						No
Interplex Engineered Products, Inc.	#1	11	12/4/2012	No	C	77537		No			0.03	0.05	0.31		0.02	0.23						No
Interplex Engineered Products, Inc.	#2	11	1/4/2012	No	G	71499		No													CN-EPA = 0.01	No
Interplex Engineered Products, Inc.	#2	11	2/7/2012	No	G	99753		No													CN-EPA = 0.02	No
Interplex Engineered Products, Inc.	#2	11	3/12/2012	No	G	88427		No													CN-EPA = 0.03	No
Interplex Engineered Products, Inc.	#2	11	4/10/2012	No	G	64362		No													CN-EPA = 0.06	No
Interplex Engineered Products, Inc.	#2	11	5/3/2012	No	C	57368		No													CN-EPA = 0.12	No
Interplex Engineered Products, Inc.	#2	11	6/7/2012	No	G	67392		No													CN-EPA = 0.05	No
Interplex Engineered Products, Inc.	#2	11	7/10/2012	No	G	73212		No													CN-EPA = 0.03	No
Interplex Engineered Products, Inc.	#2	11	8/7/2012	No	C	65054		No													CN-EPA = 0.05	No
Interplex Engineered Products, Inc.	#2	11	9/11/2012	No	C	70035		No													CN-EPA = 0.04	No
Interplex Engineered Products, Inc.	#2	11	10/10/2012	No	C	47326		No													CN-EPA = 0.03	No
Interplex Engineered Products, Inc.	#2	11	11/14/2012	No	C	77201		No													CN-EPA = 0.01	No
Interplex Engineered Products, Inc.	#2	11	12/4/2012	No	C	77537	1000	No													CN-EPA = 0.02	No
J.H. Lynch & Sons, Inc.	#1	40	9/6/2012	No	C	871500		No	0.003	0.01	0.01	0.01	0.025	0.045		0.005		5		5		No
J.H. Lynch & Sons, Inc.	#1	40	9/13/2012	No	C	999800		No	0.003	0.01	0.01	0.01	0.025	0.047		0.005		5		5		No
J.H. Lynch & Sons, Inc.	#1	40	9/20/2012	No	C	1024400	0	No	0.025	0.01	0.01	0.01	0.025	0.034		0.005		5		5		No
J.H. Lynch & Sons, Inc.	#1	40	9/24/2012	Yes	C	2679		No	0.015	0.075	0.02	0.075	0.05	0.06		0.025		2				No
J.H. Lynch & Sons, Inc.	#1	40	9/27/2012	No	C	1097700		No	0.003	0.01	0.01	0.01	0.025	0.025		0.005		5		5		No
J.H. Lynch & Sons, Inc.	#1	40	10/4/2012	No	C	774600		No	0.025	0.01	0.01	0.01	0.025	0.025		0.005		5		5	PCB = 0	No
J.H. Lynch & Sons, Inc.	#1	40	10/12/2012	No	C	982100		No													PCB = 0	No
J.H. Lynch & Sons, Inc.	#1	40	10/15/2012	Yes	C	2415	1	No	0.015	0.075	0.02	0.075	0.05	0.06		0.025		10		4	PCB = 0	No
J.H. Lynch & Sons, Inc.	#1	40	10/19/2012	No	C	980640		No													PCB = 0	No
J.H. Lynch & Sons, Inc.	#1	40	10/26/2012	No	C	990700		No													PCB = 0	No
J.H. Lynch & Sons, Inc.	#1	40	11/5/2012	No	C	981100		No	0.003	0.01	0.01	0.01	0.025	0.03		0.005		5		5	PCB = 0	No
J.H. Lynch & Sons, Inc.	#1	40	11/9/2012	No	C	986700		No													PCB = 0	No
J.H. Lynch & Sons, Inc.	#1	40	11/21/2012	No	C	991000		No													PCB = 0	No
J.H. Lynch & Sons, Inc.	#1	40	11/28/2012	No	C	976500		No													PCB = 0	No
J.H. Lynch & Sons, Inc.	#1	40	12/7/2012	No	C	978130		No	0.003	0.01	0.01	0.01	0.025	0.025		0.005		5		5	PCB = 0	No
John H. Collins & Sons Company	#1	27	1/25/2012	No	C	748		No	0.004	0.005	0.01	0.04	0.01	0.02	0.01	0.02				0.024	4	No
John H. Collins & Sons Company	#1	27	2/27/2012	Yes	C	1167		No	0.015	0.075	0.02	0.075	0.05	0.06	0.013	0.025				0.118	4.1	No
John H. Collins & Sons Company	#1	27	3/29/2012	No	C	1212		No		0.005	0.01										2.2	No
John H. Collins & Sons Company	#1	27	5/24/2012	No	C	2184		No		0.005	0.01										0.5	No
John H. Collins & Sons Company	#1	27	7/24/2012	No	C	1002		No	0.004	0.005	0.01	0.04	0.01	0.039	0.01	0.02				0.049	0.5	No
John H. Collins & Sons Company	#1	27	9/17/2012	Yes	C	1085		No	0.015	0.075	0.059	0.075	0.069	0.43	0.004	0.025				0.552		No
John H. Collins & Sons Company	#1	27	9/27/2012	No	C	1945		No		0.005	0.01										2	No
John H. Collins & Sons Company	#1	27	11/29/2012	No	C	1182		No		0.005	0.01			0.02							0.8	No

**Bucklin Point
Significant User
Compliance Monitoring Results - 2012**

Company	Sample Location	Category	Sample Date	NBC Sample	Type	Flow	Volume	CDF	Cd	Cr	Cu	Pb	Ni	Zn	Cn	Ag	BOD	TSS	TTO	Total O & G	Other Parameters	Violation			
Liquid Blue	#1	23	1/17/2012	No	C		10800	No	0.004	0.005	0.05	0.006		0.04			130	21				No			
Liquid Blue	#1	23	3/5/2012	Yes	G			No	0.015	0.075	0.02	0.075	0.05	0.06		0.025	197.1	32				No			
Liquid Blue	#1	23	4/2/2012	No	C		6000	No	0.004	0.007	0.03	0.005		0.04			313	24				No			
Liquid Blue	#1	23	7/9/2012	No	C		7200	No	0.01	0.01	0.18	0.011		0.3			198	40				No			
Liquid Blue	#1	23	9/19/2012	Yes	G	0	0	No	0.015	0.075	0.113	0.075	0.05	0.06		0.025	187.28	13				No			
Liquid Blue	#1	23	10/9/2012	No	C	6000		No	0.005	0.005	0.05	0.01		0.29				77				No			
Liquid Blue	#1	23	10/26/2012	No	C	16800		No									400					No			
Liquid Blue	#2	23	1/17/2012	No	C		13500	No	0.004	0.005	0.17	0.016		0.2			258	28				No			
Liquid Blue	#2	23	3/5/2012	Yes	G			No	0.015	0.075	0.071	0.075	0.05	0.073		0.025	442.8	68				No			
Liquid Blue	#2	23	4/2/2012	No	C		6500	No	0.004	0.005	0.08	0.007		0.08			332	7				No			
Liquid Blue	#2	23	7/9/2012	No	C		4500	No	0.01	0.01	0.11	0.017		0.3			280	26				No			
Liquid Blue	#2	23	9/19/2012	Yes	G	0	0	No	0.015	0.075	0.407	0.075	0.05	0.062		0.025	533.93	19				No			
Liquid Blue	#2	23	10/9/2012	No	C	3000		No	0.005	0.005	0.14	0.015		0.27			918	30				No			
Liquid Blue	#2	23	10/26/2012	No	C	10000		No									293					No			
Materion Technical Materials, Inc.	#1	11	1/5/2012	No	C	43800		No			0.036	0.04	0.613	0.047	0.02	0.042						TRC = 0.1	No		
Materion Technical Materials, Inc.	#1	11	1/24/2012	Yes	C	41500		No	0.015	0.075	0.319	0.075	2.416	0.06	0.049	0.025							Yes		
Materion Technical Materials, Inc.	#1	11	2/9/2012	No	C	37400		No			0.044	0.04	0.126	0.038	0.06	0.02							TRC = 0.1	No	
Materion Technical Materials, Inc.	#1	11	2/9/2012	No	C	37400		No			0.044	0.04	0.126	0.038	0.06	0.02							TRC = 0.1	No	
Materion Technical Materials, Inc.	#1	11	2/13/2012	No	C	36800		No					0.062											No	
Materion Technical Materials, Inc.	#1	11	2/21/2012	No	C	42400		No					0.042											No	
Materion Technical Materials, Inc.	#1	11	2/28/2012	No	C	35800		No					0.046											No	
Materion Technical Materials, Inc.	#1	11	3/6/2012	No	C	50200		No			0.04	0.04	0.05	0.02	0.01	0.02							TRC = 0.1	No	
Materion Technical Materials, Inc.	#1	11	4/3/2012	No	C	57800		No	0.004	0.028	0.022	0.04	0.026	0.02	0.01	0.022								TRC = 0.1	No
Materion Technical Materials, Inc.	#1	11	4/5/2012	Yes	C	42000		No	0.015	0.075	0.026	0.075	0.05	0.06	0.026	0.025								No	
Materion Technical Materials, Inc.	#1	11	5/2/2012	No	C	45300		No			0.072	0.04	0.02	0.027	0.01	0.02								TRC = 0.1	No
Materion Technical Materials, Inc.	#1	11	6/5/2012	No	C	44900		No			0.046	0.04	0.032	0.033	0.02	0.02								TRC = 0.1	No
Materion Technical Materials, Inc.	#1	11	7/10/2012	No	C	53300		No			0.037	0.04	0.016	0.126	0.01	0.02								TRC = 0.1	No
Materion Technical Materials, Inc.	#1	11	8/7/2012	No	C	57000		No			0.01	0.04	0.011	0.02	0.03	0.033								TRC = 0.1	No
Materion Technical Materials, Inc.	#1	11	9/5/2012	No	C	61100		No			0.015	0.04	0.028	0.045	0.02	0.062								TRC = 0.1	No
Materion Technical Materials, Inc.	#1	11	10/2/2012	No	C	43100		No	0.004	0.129	0.111	0.04	0.336	0.082	0.07	0.188								TRC = 0.1	No
Materion Technical Materials, Inc.	#1	11	11/6/2012	No	C	58300		No			0.026	0.04	0.06	0.042	0.01	0.061								TRC = 0.1	No
Materion Technical Materials, Inc.	#1	11	12/4/2012	No	C	50400		No			0.026	0.04	0.037	0.03	0.01	0.036								TRC = 0.1	No
Materion Technical Materials, Inc.	#2	11	1/5/2012	No	C	43800		No																CN-EPA = 0.01	No
Materion Technical Materials, Inc.	#2	11	2/9/2012	No	C	37400		No																CN-EPA = 0.01	No
Materion Technical Materials, Inc.	#2	11	2/9/2012	No	C	37400		No																CN-EPA = 0.01	No
Materion Technical Materials, Inc.	#2	11	3/6/2012	No	C	50200		No																CN-EPA = 0.01	No
Materion Technical Materials, Inc.	#2	11	4/3/2012	No	C	57800		No																CN-EPA = 0.08	No
Materion Technical Materials, Inc.	#2	11	5/2/2012	No	C	45300		No																CN-EPA = 0.06	No
Materion Technical Materials, Inc.	#2	11	6/5/2012	No	C	44900		No																CN-EPA = 0.23	No
Materion Technical Materials, Inc.	#2	11	7/11/2012	No	C	53300		No																CN-EPA = 0.08	No
Materion Technical Materials, Inc.	#2	11	8/7/2012	No	C	57000		No																CN-EPA = 0.1	No
Materion Technical Materials, Inc.	#2	11	9/5/2012	No	C	61100		No																CN-EPA = 0.04	No
Materion Technical Materials, Inc.	#2	11	10/2/2012	No	C	43100		No																CN-EPA = 0.01	No
Materion Technical Materials, Inc.	#2	11	11/6/2012	No	C	58300		No																CN-EPA = 0.29	No
Materion Technical Materials, Inc.	#2	11	12/4/2012	No	C	50400		No																CN-EPA = 0.01	No
Microfibres, Inc.	#1	23	1/10/2012	No	C	44900		No		0.717	0.037		0.05	0.244			410	190		12				No	
Microfibres, Inc.	#1	23	1/31/2012	Yes	C	19621		No	0.015	0.189	0.02	0.075	0.05	0.06		0.025	631.73	126		4				No	
Microfibres, Inc.	#1	23	2/2/2012	No	C	43300		No		0.142	0.029		0.05	0.079			714	176		9				No	
Microfibres, Inc.	#1	23	3/20/2012	No	C	49600		No									166	150						No	
Microfibres, Inc.	#1	23	4/17/2012	No	C	44900		No		0.064	0.498		0.05	0.05			304	212		16				No	
Microfibres, Inc.	#1	23	5/8/2012	No	C	26400		No									440	260						No	

**Bucklin Point
Significant User
Compliance Monitoring Results - 2012**

Company	Sample Location	Category	Sample Date	NBC Sample	Type	Flow	Volume	CDF	Cd	Cr	Cu	Pb	Ni	Zn	Cn	Ag	BOD	TSS	TTO	Total O & G	Other Parameters	Violation
Microfibres, Inc.	#1	23	6/20/2012	No	C	22400		No									269	447				No
Microfibres, Inc.	#1	23	7/23/2012	No	C	28700		No		0.207	0.025		0.05	0.05			51	237		12		No
Microfibres, Inc.	#1	23	8/21/2012	No	C	65100		No									223	130				No
Microfibres, Inc.	#1	23	8/22/2012	Yes	C	55257	0	No	0.015	0.365	0.023	0.075	0.05	0.063		0.025	515.2	312		4		No
Microfibres, Inc.	#1	23	9/11/2012	No	C		48000	No									482	252				No
Microfibres, Inc.	#1	23	10/2/2012	No	C	27100		No		1.03	0.104		0.05	0.206			512	193		7		No
Microfibres, Inc.	#1	23	11/6/2012	No	C	27700		No									681	660				No
Microfibres, Inc.	#1	23	12/5/2012	No	C	50500		No									588	150				No
Murdock Webbing Co., Inc.	#1	23	1/25/2012	Yes	C	4712		No	0.015	1.381	0.125	0.075	0.05	0.199		0.025	1586.5	146		26.4		No
Murdock Webbing Co., Inc.	#1	23	2/7/2012	No	C	10504		No		0.05	0.07						630.7	96		22.3		No
Murdock Webbing Co., Inc.	#1	23	4/3/2012	No	C	9368		No		0.48	0.11						1284	176		37.2		No
Murdock Webbing Co., Inc.	#1	23	6/5/2012	No	C	9906		No									947.7	24		16.3		No
Murdock Webbing Co., Inc.	#1	23	7/23/2012	Yes	C	5610	0	No	0.015	0.075	0.101	0.075	0.05	0.109		0.025	1295.9	88		53		No
Murdock Webbing Co., Inc.	#1	23	8/7/2012	No	C	9516		No		0.05	0.07						682.3	68		32.1		No
Murdock Webbing Co., Inc.	#1	23	10/2/2012	No	C	10225		No		0.05	0.07						1159	209		26.3		No
Murdock Webbing Co., Inc.	#1	23	12/4/2012	No	C	12426		No									931	162		22.4		No
New England Linen Supply, Inc.	#1	25	2/9/2012	No	C			No									100	159		28		No
New England Linen Supply, Inc.	#1	25	2/9/2012	No	C			No												22		No
New England Linen Supply, Inc.	#1	25	2/14/2012	Yes	C	0	1	No									1366.9	502		307.6		Yes
New England Linen Supply, Inc.	#1	25	2/17/2012	No	C	74575		No									0	0		187		No
New England Linen Supply, Inc.	#1	25	2/17/2012	No	C	74575		No									0	0		187		No
New England Linen Supply, Inc.	#1	25	3/8/2012	No	C	74575		No												38		No
New England Linen Supply, Inc.	#1	25	3/8/2012	No	C	74575		No												32		No
New England Linen Supply, Inc.	#1	25	3/8/2012	No	C	74575		No												32		No
New England Linen Supply, Inc.	#1	25	3/8/2012	No	C	74575		No												13		No
New England Linen Supply, Inc.	#1	25	3/8/2012	No	C	74575		No												29		No
New England Linen Supply, Inc.	#1	25	4/23/2012	No	C	69264		No									157	50		93		No
New England Linen Supply, Inc.	#1	25	6/7/2012	No	C	69489		No									90	47		18		No
New England Linen Supply, Inc.	#1	25	8/8/2012	No	C	76924		No									441	136				No
New England Linen Supply, Inc.	#1	25	8/8/2012	Yes	C	39876		No									620.415	235		198.375		Yes
New England Linen Supply, Inc.	#1	25	10/4/2012	No	C	75122		No									203	124		38		No
New England Linen Supply, Inc.	#1	25	10/5/2012	No	C	78764		No												20		No
New England Linen Supply, Inc.	#1	25	10/23/2012	No	C	71105		No												69		No
New England Linen Supply, Inc.	#1	25	11/6/2012	No	C	78211		No												21		No
New England Linen Supply, Inc.	#1	25	12/6/2012	No	C	78099		No									341	111		105		No
Osram Sylvania, Inc.	#1	27	1/23/2012	Yes	G		2625	No	0.015			0.075		0.06		0.025		72				No
Osram Sylvania, Inc.	#1	27	1/23/2012	No	G		2625	No		0.205	0.121		0.5							24.7		No
Osram Sylvania, Inc.	#1	27	4/17/2012	No	G		3281	No		0.246	0.17	0.02	0.645	0.078						20		No
Osram Sylvania, Inc.	#1	27	7/25/2012	No	G		2625	No				0.02		0.054						19		No
Osram Sylvania, Inc.	#1	27	7/25/2012	Yes	G		2625	No	0.015	0.265	0.095		0.67			0.025						No
Osram Sylvania, Inc.	#1	27	10/22/2012	No	G		3281	No		0.483	0.346	0.02	1.64	0.144						72		Yes
Osram Sylvania, Inc.	#1	27	10/30/2012	No	G		2625	No					0.153									No
Osram Sylvania, Inc.	#1	27	11/15/2012	No	G		2625	No					0.562									No
Osram Sylvania, Inc.	#1	27	11/29/2012	No	G		2625	No					0.53									No
Osram Sylvania, Inc.	#1	27	12/11/2012	No	G		2625	No					0.86									No
Pawtucket Power Associates	#1	16	1/31/2012	Yes	C	739		No	0.015			0.075				0.025				4		No
Pawtucket Power Associates	#1	16	1/31/2012	No	C	739		No		0.07	0.057		0.015	0.04								No
Pawtucket Power Associates	#1	16	4/23/2012	Yes	C	469		No	0.015	0.075		0.075				0.025						No
Pawtucket Power Associates	#1	16	4/23/2012	No	C	475		No			0.03			0.03						2		No
Pawtucket Power Associates	#1	16	7/17/2012	Yes	C	1156		No	0.015	0.075	0.117					0.025						No
Pawtucket Power Associates	#1	16	7/17/2012	No	C	1156		No				0.008	0.007	0.06						2		No

**Bucklin Point
Significant User
Compliance Monitoring Results - 2012**

Company	Sample Location	Category	Sample Date	NBC Sample	Type	Flow	Volume	CDF	Cd	Cr	Cu	Pb	Ni	Zn	Cn	Ag	BOD	TSS	TTO	Total O & G	Other Parameters	Violation	
Pawtucket Power Associates	#2	16	4/19/2012	Yes	G		2400	No				0.075	0.05	0.06		0.025						No	
Pawtucket Power Associates	#2	16	4/19/2012	No	G		2400	No	0.004	0.065	0.02											No	
Pawtucket Power Associates	#2	16	9/12/2012	Yes	G		50	No		0.187		0.075				0.025						No	
Pawtucket Power Associates	#2	16	9/12/2012	No	G		50	No	0.004		0.02		0.081	0.05								No	
Pawtucket Power Associates	#3	16	4/19/2012	No	G		51	No	0.004	0.005	0.02	0.005	0.01	0.02								No	
Pawtucket Power Associates	#3	16	4/19/2012	Yes	C	0	1	No	0.015	0.075	0.02	0.075	0.05	0.06		0.025						No	
Pawtucket Power Associates	#3	16	4/23/2012	No	G		155	No	0.004	0.005	0.02											No	
Pawtucket Power Associates	#3	16	4/23/2012	Yes	G	1500		No				0.075	0.05	0.06		0.025						No	
Pawtucket Power Associates	#3	16	8/22/2012	Yes	G		200	No	0.015	0.075				0.132		0.025						No	
Pawtucket Power Associates	#3	16	8/22/2012	No	G		200	No			0.02	0.005	0.014									No	
Pawtucket Power Associates	#4	16	1/31/2012	No	C	2020		No		0.016	0.04		0.015	0.094								No	
Pawtucket Power Associates	#4	16	1/31/2012	Yes	C	2020		No	0.015			0.075				0.025						No	
Pawtucket Power Associates	#4	16	4/23/2012	No	C		83	No		0.012	0.04		0.008	0.05								No	
Pawtucket Power Associates	#4	16	4/23/2012	Yes	C	8300		No	0.015			0.075				0.025						No	
Pawtucket Power Associates	#4	16	7/17/2012	No	C	271		No		0.013	0.05	0.005	0.012									No	
Pawtucket Power Associates	#4	16	7/17/2012	Yes	C	271		No	0.015					0.107		0.025						No	
Pawtucket Power Associates	#4	16	7/17/2012	Yes	C	0	1	No	0.015	0.075	0.047	0.075	0.05	0.107		0.025						No	
Pawtucket Power Associates	#4	16	10/25/2012	No	C	4400		No	0.004	0.009	0.04	0.021	0.01	0.05								No	
Precision Dermatology	#1	14	1/11/2012	No	G		166	No									810	150	1.44			Methylene Chloride = 0.05 Isopropyl Acetate = 0.5 Ethyl Acetate = 5 Acetone = 1.29 N-Amyl Acetate = 0.25	No
Precision Dermatology	#1	14	3/22/2012	Yes	G		516	No	0.015	0.075	0.113	0.075	0.05	0.06	0.004	0.025	779.28	41	2.229	44		Acetone = 2.2 N-Amyl Acetate = 0.01 Isopropyl Acetate = 0.01 Methylene Chloride = 0.002	Yes
Precision Dermatology	#1	14	4/10/2012	No	G		603	No									1100	100	0.683			N-Amyl Acetate = 0.025 Acetone = 0.59 Isopropyl Acetate = 0.05 Ethyl Acetate = 0.05 Methylene Chloride = 0.025	No
Precision Dermatology	#1	14	4/24/2012	No	G		1016	No											0.74			Acetone = 0.74	No
Precision Dermatology	#1	14	4/27/2012	No	G		828	No											0.74			Acetone = 0.74	No
Precision Dermatology	#1	14	4/30/2012	No	G		749	No											0.71			Acetone = 0.71	No
Precision Dermatology	#1	14	7/16/2012	No	G		384	No									665	70	0.842			N-Amyl Acetate = 0.025 Acetone = 0.51 Isopropyl Acetate = 0.05 Ethyl Acetate = 0.05 Methylene Chloride = 0.05	No
Precision Dermatology	#1	14	9/10/2012	Yes	G			No	0.015	0.075	0.051	0.075	0.05	0.06	0.009	0.025	637.92	122	0.015	197.1		N-Amyl Acetate = 0.01 Methylene Chloride = 0.002 Isopropyl Acetate = 0.01 Acetone = 0.01	Yes
Precision Dermatology	#1	14	10/15/2012	No	G		677	No												36			No
Precision Dermatology	#1	14	10/17/2012	No	G		536	No									940	1	1.748	61		Acetone = 1.7 Ethyl Acetate = 0.05 Isopropyl Acetate = 0.05 N-Amyl Acetate = 0.025 Methylene Chloride = 0.1	No
Precision Dermatology	#1	14	10/18/2012	No	G		560	No												260			Yes

**Bucklin Point
Significant User
Compliance Monitoring Results - 2012**

Company	Sample Location	Category	Sample Date	NBC Sample	Type	Flow	Volume	CDF	Cd	Cr	Cu	Pb	Ni	Zn	Cn	Ag	BOD	TSS	TTO	Total O & G	Other Parameters	Violation
Tanury Industries	#3	11	10/23/2012	No	G	58240	300	Yes			18.2		173	0.85								No
Tanury Industries	#3	11	11/20/2012	No	G	43560	100	Yes			8.36		67.2	0.4								No
Tanury Industries	#3	11	12/26/2012	No	G	40030	200	Yes			4.1		9.28	0.2								No
Tanury Industries	#4	11	1/31/2012	No	G	920		No											0.041			No
Tanury Industries	#4	11	2/29/2012	No	G	1620		No											0.046			No
Tanury Industries	#4	11	3/30/2012	No	G	700		No											0.055			No
Tanury Industries	#4	11	4/30/2012	No	G	2500		No											0.048			No
Tanury Industries	#4	11	5/24/2012	No	G	980		No											0.055			No
Tanury Industries	#4	11	6/28/2012	No	G	4440		No											0.077			No
Tanury Industries	#4	11	7/31/2012	No	G	7440		No											0.237			No
Tanury Industries	#4	11	8/31/2012	No	G	55950	980	No											0.422			No
Tanury Industries	#4	11	9/28/2012	No	G	4000		No											1.43			No
Tanury Industries	#4	11	10/23/2012	No	G	58240	2590	No											0.014			No
Tanury Industries	#4	11	11/20/2012	No	G	760		No											0.135			No
Tanury Industries	#4	11	12/26/2012	No	C	3930		No											0.01			No
Tanury Industries	#5	11	1/31/2012	No	G	56360		No													CN-EPA = 0.03	No
Tanury Industries	#5	11	2/29/2012	No	G	43460		No													CN-EPA = 0.02	No
Tanury Industries	#5	11	3/30/2012	No	G	44730		No													CN-EPA = 0.04	No
Tanury Industries	#5	11	4/30/2012	No	G	45390		No													CN-EPA = 0.05	No
Tanury Industries	#5	11	5/24/2012	No	G	40880		No													CN-EPA = 0.01	No
Tanury Industries	#5	11	6/28/2012	No	G	42310		No													CN-EPA = 0.04	No
Tanury Industries	#5	11	7/31/2012	No	G	49390		No													CN-EPA = 0.02	No
Tanury Industries	#5	11	8/31/2012	No	C	55950		No													CN-EPA = 0.02	No
Tanury Industries	#5	11	9/28/2012	No	C	66000		No													CN-EPA = 0.03	No
Tanury Industries	#5	11	10/23/2012	No	G			No													CN-EPA = 0.06	No
Tanury Industries	#5	11	11/20/2012	No	C	43560		No													CN-EPA = 0.03	No
Tanury Industries	#5	11	12/26/2012	No	C	40030		No													CN-EPA = 0.08	No
Tanury Industries	#6	11	3/30/2012	No	G	44730	65	Yes			0.2		0.086	0.02								No
Tanury Industries PVD, Inc.	#1	11	4/17/2012	Yes	G	0		No	0.01	0.126	0.487				0.027							No
Tanury Industries PVD, Inc.	#1	11	4/17/2012	No	G		400	No				0.052	0.52	0.163		0.017						No
Tanury Industries PVD, Inc.	#1	11	8/3/2012	Yes	G	0	1	No	0	0	0	0	0	0		0						No
Tedor Pharma Inc.	#1	14	1/12/2012	Yes	G		1190	No	0.015	0.075		0.075	0.05			0.025			0.398		Isopropyl Acetate = 0.01 Ethyl Acetate = 0.01 N-Amyl Acetate = 0.01 Acetone = 0.232	No
Tedor Pharma Inc.	#1	14	1/12/2012	No	G		1190	No			0.189			0.262			226.6	17		4.9	Methylene Chloride = 0.05	No
Tedor Pharma Inc.	#1	14	4/10/2012	No	G		1139	No	0.002		0.4			0.25			780	33	2.854	3.2	N-Amyl Acetate = 0.025 Acetone = 2.8 Isopropyl Acetate = 0.05 Ethyl Acetate = 0.05 Methylene Chloride = 0.1	Yes
Tedor Pharma Inc.	#1	14	6/5/2012	No	G		1140	No											0.489		Acetone = 0.42 Ethyl Acetate = 0.5 Isopropyl Acetate = 0.5 Methylene Chloride = 0.005 N-Amyl Acetate = 0.25	No
Tedor Pharma Inc.	#1	14	6/13/2012	No	G		100	No											0.345		Methylene Chloride = 0.005 Isopropyl Acetate = 0.05 Ethyl Acetate = 0.05 Acetone = 0.24 N-Amyl Acetate = 0.025	No

ATTACHMENT VOLUME II

SECTION 6

***COMPLIANCE MONITORING
RESULTS FOR NON-SIGNIFICANT
USERS***

COMPLIANCE MONITORING LEGEND

Parameter Legend

Cd = Cadmium

Cr = Chromium

Cu = Copper

Pb = Lead

Ni = Nickel

Ag = Silver

Zn = Zinc

CN = Cyanide

Hg = Mercury

Al = Aluminum

Fe = Iron

As = Arsenic

Sn = Tin

VOC = Volatile Organic Compounds

Se = Selenium

O & G = Oil and Grease

BOD = Biochemical Oxygen Demand

TSS = Total Suspended Solids

TTO = Total Toxic Organics

TRC = Total Residual Chlorine

Mo = Molybdenum

Sample Legend

C = Composite Sample

G = Grab Sample

CDF = Concentrated Discharge Formula

Category # Refers to Users Category Number Specified in Chapter III

***COMPLIANCE MONITORING
RESULTS FOR NON-SIGNIFICANT
USERS***

FIELD'S POINT

**Field's Point
Non-Significant User
Compliance Monitoring Results - 2012**

Company	Sample Location	Category	Sample Date	NBC Sample	Type	Flow	Volume	CDF	Cd	Cr	Cu	Pb	Ni	Zn	Cn	Ag	BOD	TSS	TTO	Total O & G	Other Parameters	Violation		
1302 Marketplace	#1	82	1/26/2012	No	G			No													17		No	
1302 Marketplace	#1	82	9/23/2012	No	G			No														47		No
96-108 Pine Street, LLC	#1	71	1/4/2012	No	C	81580	81580	No	0.01	0.02	0.034	0.02	0.05	0.079	0.02			40	0.05		5.5		No	
96-108 Pine Street, LLC	#1	71	1/12/2012	No	C	47825	48825	No	0.01	0.02	0.02	0.031	0.05	0.093	0.02			58	0.044		5.5		No	
96-108 Pine Street, LLC	#1	71	12/28/2012	No	C	63400	63400	No	0.01	0.02	0.02	0.021	0.05	0.061	0.02			89	0.046		5		No	
A & H Manufacturing Company	#1	24	1/6/2012	No	C			No		0.02	0.621			0.142										No
A & H Manufacturing Company	#1	24	7/23/2012	No	C			No		0.02	0.196			0.072										No
A & H Manufacturing Company	#2	24	1/5/2012	No	G			No												0.036				No
A & H Manufacturing Company	#2	24	7/9/2012	No	G			No												0.04				No
AAA - Warehouse & Fleet Operations	#1	37	4/12/2012	No	G		200	No														11		No
AAA - Warehouse & Fleet Operations	#1	37	10/1/2012	No	G		250	No														5		No
Abar Color Labs of New England	#1	60	1/26/2012	No	G			No									0.02							No
Abar Color Labs of New England	#1	60	4/11/2012	No	G		65	No									0.02							No
ACME Tackle Company	#1	21	2/10/2012	No	C	374		No	0.02		0.08	0.05		0.15										No
ACME Tackle Company	#1	21	8/15/2012	No	C	224		No	0.02		0.06	0.05		0.08										No
Advanced Catering	#1	85	4/30/2012	No	G			No														351		Yes
Advanced Catering	#1	85	10/26/2012	No	G			No														17.7		No
Aesthetic Dental Center of RI	#1	94	1/3/2012	No	G			No									0.11							No
Aesthetic Dental Center of RI	#1	94	7/11/2012	No	G		25	No									0.005							No
Al-Jac Produce	#1	81	1/18/2012	No	G	4862		No										305	1200					No
Al-Jac Produce	#1	81	3/12/2012	Yes	C	2768		No										16890.25	23488					No
Al-Jac Produce	#1	81	4/23/2012	Yes	C	269		No										8401.75	17250					No
Al-Jac Produce	#1	81	6/5/2012	No	G	613		No										792	5780					No
Al-Jac Produce	#1	81	6/5/2012	No	G	613		No										681	495					No
Al-Jac Produce	#1	81	9/12/2012	No	G			No										177	656					No
Al-Jac Produce	#1	81	9/12/2012	No	G			No										202	888					No
Al-Jac Produce	#1	81	10/25/2012	Yes	C	523		No										6442.71	8494					No
Al-Jac Produce	#1	81	12/7/2012	No	G			No										157	1890					No
Al-Jac Produce	#1	81	12/7/2012	No	G			No										169	6630					No
Alpine Auto Body, Inc.	#1	97	1/24/2012	No	G			No			0.05	0.05	0.04	0.69									1.1	No
Alpine Auto Body, Inc.	#1	97	7/13/2012	No	G			No			0.78	0.05	0.04	1.39									4.1	No
Antonelli Poultry	#1	81	1/3/2012	No	G			No										3	4				1.6	No
Antonelli Poultry	#1	81	6/13/2012	No	G			No										28	3.3				4.8	No
AS220	#1	99	4/23/2012	No	G			No									0.01							No
AS220	#1	99	10/24/2012	No	G			No									0.11							No
AS220 - Print Shop	#1	24	4/25/2012	No	G	5		No		0.05	0.03	0.05												No
AS220 - Print Shop	#1	24	10/23/2012	No	G	10		No		0.05	0.02	0.03												No
AS220 - Print Shop	#2	24	4/25/2012	No	G	5		No		0.05	0.04			0.01										No
AS220 - Print Shop	#2	24	10/23/2012	No	G	10		No		0.05	0.02			0.01										No
AS220 - Print Shop	#3	24	10/24/2012	No	G			No	0.02	0.05	0.12	0.05	0.05	1.47		0.01								No
Asian Star Market, Inc.	#1	81	1/5/2012	No	G			No														10.6		No
Asian Star Market, Inc.	#1	81	7/11/2012	No	G			No														23.1		No
Atamian Manufacturing Corp.	#1	21	1/17/2012	No	G			No	0	0	0.13	0.011	0.008	0.08	0	0.117								No
Atamian Manufacturing Corp.	#1	21	7/26/2012	No	G			No	0	0	0.26	0.021	0.007	0.1	0.14	0.109								No
Atamian Manufacturing Corp.	#1	21	7/26/2012	No	G			No	0	0	0.26	0.021	0.007	0.1	0.14	0.109								No
Atwood Car Wash	#1	97	4/4/2012	No	G			No														10.1		No
Atwood Car Wash	#1	97	10/15/2012	No	G			No														17.8		No
Avalon Bay - Center Place	#1	89	4/5/2012	No	G			No														2		No
Avalon Bay - Center Place	#1	89	10/2/2012	No	G			No														6		No
Avalon Bay - Center Place	#2	89	10/2/2012	No	G			No	0.005	0.01	0.021	0.01	0.025	0.166		0.005								No
B. Deltoro & Sons, Inc.	#1	81	1/24/2012	No	C			No									1470	4220						No

**Field's Point
Non-Significant User
Compliance Monitoring Results - 2012**

Company	Sample Location	Category	Sample Date	NBC Sample	Type	Flow	Volume	CDF	Cd	Cr	Cu	Pb	Ni	Zn	Cn	Ag	BOD	TSS	TTO	Total O & G	Other Parameters	Violation
B. Deltoro & Sons, Inc.	#1	81	3/21/2012	Yes	C	5834		No									2949.1	24				No
B. Deltoro & Sons, Inc.	#1	81	4/24/2012	No	C	27826		No									1780	5890				No
B. Deltoro & Sons, Inc.	#1	81	7/12/2012	No	G			No									1190	4490				No
B. Deltoro & Sons, Inc.	#1	81	8/20/2012	Yes	C	5236	0	No									1214	3954				No
B. Deltoro & Sons, Inc.	#1	81	10/11/2012	No	C	10173		No									1720	4300				No
B. Deltoro & Sons, Inc.	#1	81	10/22/2012	Yes	C	0	0	No									5542	700				No
Baffoni's Poultry Farm	#1	81	7/16/2012	No	G			No													7	No
Bagel Express	#1	81	4/2/2012	No	G			No													0	No
Barbara Mancini Cavicchio DDS	#1	94	4/25/2012	No	G			No								0.489						Yes
Barbara Mancini Cavicchio DDS	#1	94	5/21/2012	No	G			No								0.017						No
Barbara Mancini Cavicchio DDS	#1	94	6/1/2012	No	G			No								0.005						No
Barbara Mancini Cavicchio DDS	#1	94	6/8/2012	No	G			No								0.005						No
Barbara Mancini Cavicchio DDS	#1	94	6/15/2012	No	G			No								0.082						No
Barbara Mancini Cavicchio DDS	#1	94	10/22/2012	No	G			No								0.324						No
Bj's Wholesale Club	#1	82	3/23/2012	No	G			No													30.7	No
Bj's Wholesale Club	#1	82	9/11/2012	No	G			No													202	Yes
Bj's Wholesale Club	#1	82	9/24/2012	No	G			No													107	No
Bj's Wholesale Club	#1	82	10/3/2012	No	G			No													404	Yes
Bj's Wholesale Club	#1	82	10/9/2012	No	G			No													93.4	No
Bj's Wholesale Club	#1	82	10/16/2012	No	G			No													119	No
Bj's Wholesale Club	#1	82	10/25/2012	No	G			No													53.6	No
Bj's Wholesale Club	#1	82	10/30/2012	No	G			No													34.4	No
Bj's Wholesale Club	#2	82	3/23/2012	No	G			No													180.3	Yes
Bj's Wholesale Club	#2	82	4/5/2012	No	G			No													51.9	No
Bj's Wholesale Club	#2	82	4/12/2012	No	G			No													123	No
Bj's Wholesale Club	#2	82	4/19/2012	No	G			No													124	No
Bj's Wholesale Club	#2	82	4/26/2012	No	G			No													105	No
Bj's Wholesale Club	#2	82	9/11/2012	No	G			No													114	No
Bonanza Acquisition, LLC	#1	37	1/25/2012	No	G			No													11	No
Bonanza Acquisition, LLC	#1	37	4/3/2012	No	G	87		No													39	No
Bonanza Acquisition, LLC	#1	37	7/2/2012	No	G			No													82	No
Bonanza Acquisition, LLC	#1	37	10/22/2012	No	G	2262		No													48.5	No
Bonollo Provisions Co., Inc.	#1	81	1/31/2012	No	G			No													16	No
Bonollo Provisions Co., Inc.	#1	81	7/31/2012	No	G			No													9	No
Borrelli's Bakery	#1	81	7/10/2012	No	G			No													11	No
Borrelli's Bakery	#1	81	12/6/2012	No	G			No													89	No
Bread Unlimited, LLC	#1	81	5/30/2012	No	G			No													4	No
Bread Unlimited, LLC	#1	81	11/30/2012	No	G			No													12.4	No
Brittany Motors	#1	97	2/7/2012	No	G			No													20	No
Brittany Motors	#1	97	8/2/2012	No	G	7		No													30	No
Brown University - Central Heat Plant	#1	52	4/12/2012	No	G			No	0.005	0.03		0.01	0.098		0.02						0.8	No
Brown University - Central Heat Plant	#1	52	10/12/2012	No	G			No	0.005	0.108		0.01	0.057		0.02						4.4	No
Brown University - Central Heat Plant	#2	52	4/12/2012	No	G			No	0.005	0.151		0.01	0.564		0.02							No
Brown University - Central Heat Plant	#2	52	10/12/2012	No	G			No	0.005	0.196		0.01	0.246		0.02							No
Brown University - Facilities Management	#1	97	4/10/2012	No	G			No													5.1	No
Brown University - Facilities Management	#1	97	10/31/2012	No	G			No													6.7	No
Brown University - Geochem	#1	95	1/3/2012	No	G			No													4.5	No
Brown University - Geochem	#1	95	7/3/2012	No	G			No													1.2	No
Brown University - Geochem	#1	95	10/1/2012	No	G			No													1.3	No
Brown University - List Art	#1	93	4/2/2012	No	G			No								0.01						No
Brown University - List Art	#1	93	10/1/2012	No	G			No								0.01						No

**Field's Point
Non-Significant User
Compliance Monitoring Results - 2012**

Company	Sample Location	Category	Sample Date	NBC Sample	Type	Flow	Volume	CDF	Cd	Cr	Cu	Pb	Ni	Zn	Cn	Ag	BOD	TSS	TTO	Total O & G	Other Parameters	Violation	
Brown University - Sidney Frank Hall	#1	95	4/2/2012	No	G			No	0.02	0.05	0.11	0.05	0.05	0.35		0.01						No	
Brown University - Sidney Frank Hall	#1	95	10/1/2012	No	G			No	0.02	0.05	0.1	0.05	0.04	0.09		0.01							No
Brown University-Medical Education Bldg.	#1	95	4/2/2012	No	G			No	0.02	0.05	0.04	0.05	0.06	0.2		0.01							No
Brown University-Medical Education Bldg.	#1	95	10/1/2012	No	G			No	0.02	0.05	0.15	0.05	0.04	0.44		0.01							No
Brown University-Remediation Project	#1	40	2/29/2012	No	C			No		0	0.027		0										No
Brown University-Remediation Project	#1	40	4/26/2012	No	G			No		0	0.24		0										No
Brown University-Remediation Project	#1	40	6/30/2012	No	G			No		0	0.045		0										No
Brown University-Remediation Project	#1	40	9/7/2012	No	C			No		0.17	0.067		0										No
Brown University-Remediation Project	#1	40	10/12/2012	No	G			No		0	0.026		0										No
Brown University-Remediation Project	#1	40	12/20/2012	No	C			No		0	0.044		0										No
Butler Hospital	#1	90	10/24/2012	No	G		500	No	0.004	0.005	0.051	0.04	0.01	0.141		0.02							No
Butler Hospital	#2	90	6/4/2012	No	G		50	No	0.004	0.005	0.073	0.04	0.01	0.061		0.02							No
Butler Hospital	#2	90	10/24/2012	No	G		10	No	0.004	0.005	0.074	0.04	0.01	0.103		0.02							No
C.B. Utility Co., Inc.	#1	40	4/27/2012	No	G	259200	259200	No	0.004	0.005	0.04	0.04	0.01	0.048		0.02		120		0.9			No
C.B. Utility Co., Inc.	#1	40	5/4/2012	No	G	125806	125806	No	0.004	0.005	0.01	0.04	0.01	0.052		0.02		78		2.4			No
C.B. Utility Co., Inc.	#1	40	5/16/2012	Yes	G	0	1	No	0.015	0.075	0.02	0.075	0.05	0.06		0.025						As = 0	No
Cal's Corner Restaurant	#1	85	6/8/2012	No	G			No													1		No
Cal's Corner Restaurant	#1	85	11/30/2012	No	G			No													1		No
Caress Dental Inc.	#1	94	4/10/2012	No	G	6		No								0.01		3				Hg = 0.001 pH = 6.57	No
Caress Dental Inc.	#1	94	10/15/2012	No	G			No								0.03		2				pH = 7.02 Hg = 0.001	No
Cathedral Art Metal Co., Inc.	#1	24	4/27/2012	No	G			No	0	0	0.08												No
Cathedral Art Metal Co., Inc.	#1	24	10/25/2012	No	G			No	0	0	0.08												No
CFN, Inc.	#1	71	3/14/2012	No	G			No													13.3		No
CGHE Dental, LLC	#1	94	4/25/2012	No	G			No								0.42							No
Chalkstone Auto Body, Inc.	#1	97	1/12/2012	No	G			No				0.05	0.04	0.94							7.6		No
Chalkstone Auto Body, Inc.	#1	97	7/18/2012	No	G			No				0.1	0.04	2.12							10.1		No
Champaign & Light DMDs	#1	94	4/26/2012	No	G		25	No								0.02							No
Christiansen Dairy Co. Inc.	#1	84	4/20/2012	No	G			No													26.3		No
Christiansen Dairy Co. Inc.	#1	84	10/26/2012	No	G			No													10.8		No
Coca Cola Enterprises, Inc.	#1	37	1/27/2012	No	G			No													11		No
Coca Cola Enterprises, Inc.	#1	37	7/13/2012	No	G			No													70		No
Cogens Printing	#1	72	5/1/2012	No	G			No								0.288							No
Cogens Printing	#2	72	5/1/2012	No	G			No			0.045			1.09		0.01							No
Colbea LLC (North Main)	#1	97	1/11/2012	No	G			No													11		No
Colbea LLC (North Main)	#1	97	7/11/2012	No	G			No													51		No
Coletta's Collision Center	#1	97	4/18/2012	No	G			No				0.05		1.74							38.2		No
Coletta's Collision Center	#1	97	10/18/2012	No	G			No				0.05		0.29							4.5		No
Community College of RI	#2	86	4/24/2012	No	G			No								0.14							No
Community College of RI	#2	86	10/22/2012	No	G			No								0.007							No
Contech Medical, Inc.	#1	43	1/4/2012	No	G		25	No													8		No
Contech Medical, Inc.	#1	43	7/9/2012	No	G		25	No													16		No
Cookie Lady & Co.	#1	85	4/9/2012	No	C			No													10.7		No
Cookie Lady & Co.	#1	85	10/30/2012	No	G			No													7		No
Dama Jewelry Technologies	#1	26	1/17/2012	No	C	202		No			0.02		0.04	0.005		0.01					19.1		No
Dama Jewelry Technologies	#1	26	4/5/2012	No	C	42		No			0.08		0.04	0.02		0.01					6		No
Dama Jewelry Technologies	#1	26	7/26/2012	No	C	234		No			0.22		0.04	0.08		0.01					17.5		No
Dama Jewelry Technologies	#1	26	10/18/2012	No	C		274	No			0.06		0.04	0.02		0.01					17.6		No
D'Ambra Auto Sales	#1	97	1/24/2012	No	G			No													7.3		No
D'Ambra Auto Sales	#1	97	7/19/2012	No	G			No													9.3		No

**Field's Point
Non-Significant User
Compliance Monitoring Results - 2012**

Company	Sample Location	Category	Sample Date	NBC Sample	Type	Flow	Volume	CDF	Cd	Cr	Cu	Pb	Ni	Zn	Cn	Ag	BOD	TSS	TTO	Total O & G	Other Parameters	Violation
Daniel V. Tramonti, Jr., DDS	#1	94	4/27/2012	No	G			No								0.03						No
Daniel V. Tramonti, Jr., DDS	#1	94	10/26/2012	No	G			No								0.02						No
Davies Technical School	#1	97	4/16/2012	No	G			No													1	No
Davies Technical School	#1	97	10/17/2012	No	G			No													3.9	No
Dean Auto Collision Center	#1	97	10/31/2012	No	G			No			0.05			0.94							49.4	No
Delcupolo, Abramowitz & Associates	#1	94	4/27/2012	No	G			No								0.02						No
Delcupolo, Abramowitz & Associates	#1	94	10/17/2012	No	G			No								0.02						No
Denise M. Shapiro, D.D.S., M.A.	#1	94	4/11/2012	No	G			No								0.133						No
Denise M. Shapiro, D.D.S., M.A.	#1	94	12/6/2012	No	G	34480	34480	No								0.206						No
Dent Plus Dental Center	#1	94	4/30/2012	No	G			No								0.01						No
Dent Plus Dental Center	#1	94	10/24/2012	No	G			No								0.01						No
Department of Administration	#1	83	1/10/2012	No	G			No													0.5	No
Department of Administration	#1	83	8/30/2012	No	G			No													0.5	No
Designs International Inc.	#1	21	1/24/2012	No	G			No	0.02		0.05	0.05	0.14	0.28		0.01						No
Designs International Inc.	#1	21	7/24/2012	No	G			No	0.02		0.02	0.05	0.04	0.01		0.01						No
Detroit Collision Center	#1	97	3/2/2012	No	G			No													24	No
Detroit Collision Center	#1	97	6/18/2012	No	G			No													11	No
DiCecco Inc.	#1	85	4/26/2012	No	G			No													10.5	No
DiCecco Inc.	#1	85	10/13/2012	No	G			No													19	No
East Coast Screen Printing	#1	99	6/19/2012	No	G			No			0.03			0.235							27	VOC = 0.709 No
East Coast Screen Printing	#1	99	11/27/2012	No	C			No			0.034			0.42							19	VOC = 0.019 pH = 8.94 No
East Side Orthopaedics, Inc.	#1	94	4/13/2012	No	G			No								0.02						No
East Side Orthopaedics, Inc.	#1	94	10/1/2012	No	G			No								0.02						No
East Side Periodontics, Ltd.	#1	94	6/15/2012	No	G			No								0.01						No
East Side Periodontics, Ltd.	#1	94	12/12/2012	No	G			No								0						No
Eastern Screw Company	#1	26	1/16/2012	No	G		800	No	0.004	0.015	0.02		0.175	0.02							31	No
Eastern Screw Company	#1	26	4/12/2012	No	G		840	No	0.004	0.024	0.06		0.203	0.02							9	No
Eastern Screw Company	#1	26	7/23/2012	No	G		845	No	0.004	0.304	0.04		1.06	0.07							40	No
Eastern Screw Company	#1	26	10/25/2012	No	G		810	No	0.004	0.11	0.04		0.82	0.02							88	No
Eastside Marketplace	#1	82	3/7/2012	No	G			No													8.1	No
Eastside Marketplace	#1	82	10/10/2012	No	G			No													42	No
Eastside Marketplace	#2	82	3/7/2012	No	G			No													27	No
Eastside Marketplace	#2	82	10/10/2012	No	G			No													30	No
Eastside Marketplace	#3	82	3/7/2012	No	G			No													9.3	No
Eastside Marketplace	#3	82	10/10/2012	No	G			No													21	No
Eastside Marketplace	#4	82	3/7/2012	No	G			No													11	No
Eastside Marketplace	#4	82	10/10/2012	No	G			No													25	No
Edesia, LLC.	#1	35	2/17/2012	No	G		25	No													7	No
Edesia, LLC.	#1	35	8/20/2012	No	G		25	No													2	No
El Quiche Bakery	#1	81	4/19/2012	No	G			No													1	No
El Quiche Bakery	#1	81	10/22/2012	No	G			No													1	No
Elmhurst Extended Care	#1	90	2/3/2012	No	G		25	No								0.014						No
Elmhurst Extended Care	#1	90	4/25/2012	No	G		25	No								0.494						Yes
Elmhurst Extended Care	#1	90	5/11/2012	No	G		25	No								0.1						No
Elmhurst Extended Care	#1	90	6/5/2012	No	G		25	No								0.1						No
Elmhurst Extended Care	#1	90	7/16/2012	No	G		25	No								0.01						No
Elmhurst Extended Care	#1	90	8/10/2012	No	G		25	No								0.069						No
Elmhurst Extended Care	#1	90	10/4/2012	No	G		25	No								0.01						No
Elmhurst Extended Care	#1	90	12/12/2012	No	G		25	No								0.085						No
Elmhurst Extended Care	#3	90	4/25/2012	No	G		500	No		0.02	0.252	0.02	0.05	0.05		0.01						No
Elmhurst Extended Care	#3	90	10/4/2012	No	G		500	No		0.02	0.167	0.02	0.05	0.05		0.01						No

**Field's Point
Non-Significant User
Compliance Monitoring Results - 2012**

Company	Sample Location	Category	Sample Date	NBC Sample	Type	Flow	Volume	CDF	Cd	Cr	Cu	Pb	Ni	Zn	Cn	Ag	BOD	TSS	TTO	Total O & G	Other Parameters	Violation		
F. Saia Restaurants, Inc. LLC	#1	85	1/24/2012	No	G			No													12.9		No	
F. Saia Restaurants, Inc. LLC	#1	85	8/16/2012	No	G			No														11.4		No
Factory Mutual Insurance Company	#4	71	9/28/2012	No	G			No	0.004	0.005	0.27	0.04	0.01	0.02		0.02							No	
Fed-Rick Veal Company	#1	81	3/29/2012	No	G			No														5		No
Fed-Rick Veal Company	#1	81	12/20/2012	No	G			No														5		No
Finest Car Wash	#1	97	2/29/2012	No	G			No														5.6		No
Finest Car Wash	#1	97	8/30/2012	No	G			No														5		No
First Casting, Inc.	#1	59	4/4/2012	No	G			No											4.7				pH = 6.3	No
First Casting, Inc.	#1	59	10/1/2012	No	G			No											15				pH = 6.6	No
Freeman's Acquisition, Inc.	#1	97	8/10/2012	No	G			No														1		No
Freeway Car Wash	#1	97	1/30/2012	No	C			No														6.7		No
Freeway Car Wash	#1	97	7/10/2012	No	G	615		No														11.4		No
Freeway Car Wash	#2	97	1/30/2012	No	G			No														6.6		No
Freeway Car Wash	#2	97	7/10/2012	No	G	340		No														14.7		No
Gilbane Building Company	#1	53	11/30/2012	No	G			No		0.005	0.036	0.01	0.01			0.02								No
Golden Crust Pizza	#1	85	1/12/2012	No	G			No														43		No
Golden Crust Pizza	#1	85	4/25/2012	No	G			No														42		No
Golden Crust Pizza	#1	85	12/28/2012	No	G			No														33		No
Gourmet Heaven	#1	82	1/30/2012	No	G			No														2		No
Gourmet Heaven	#1	82	4/26/2012	No	G			No														2		No
Gourmet Heaven	#1	82	7/27/2012	No	G			No														2		No
Gourmet Heaven	#1	82	10/26/2012	No	G			No														6		No
Hillview Auto Body	#1	97	1/18/2012	No	G			No	0.02	0.05	0.02	0.05		0.33					0.005		13.5			No
Hillview Auto Body	#1	97	4/3/2012	No	G			No			0.061			0.339								9.7		No
Hillview Auto Body	#1	97	4/3/2012	Yes	G			No	0.015	0.075		0.075	0.05			0.025			0.025					No
Hillview Auto Body	#1	97	7/12/2012	No	G			No	0.02	0.05	0.05	0.05		0.84					0.005		8.1			No
Hillview Auto Body	#1	97	10/2/2012	No	G			No	0.02	0.07	0.15	0.08		0.66					0.005		15.2			No
Hillview Auto Body	#1	97	10/11/2012	Yes	G			No	0.015	0.075	0.067	0.075	0.05	0.636		0.025					4.222			No
Hudson Liquid Asphalts, Inc.	#1	37	1/10/2012	No	G			No														5		No
Hudson Liquid Asphalts, Inc.	#1	37	7/9/2012	No	G			No														5		No
Hurd Auto Mall LLC	#1	97	1/31/2012	No	G			No														16.5		No
Hurd Auto Mall LLC	#1	97	7/31/2012	No	G			No														27		No
Imperial Tile & Marble Works Inc.	#1	99	3/7/2012	No	G			No											92					No
Imperial Tile & Marble Works Inc.	#1	99	6/7/2012	No	G			No											454					No
Imperial Tile & Marble Works Inc.	#1	99	9/13/2012	No	G			No											185					No
Imperial Tile & Marble Works Inc.	#1	99	12/10/2012	No	G		1500	No											588					No
Istanbul Gourmet Market, LLC	#1	82	10/16/2012	No	G			No														7		No
Item Holding LLC	#1	49	11/7/2012	No	G			No	0.01	0.023	0.02	0.02	0.05	0.05		0.01			0.035					No
Item Holding LLC	#3	49	11/7/2012	No	G			No														5		No
Jacob Werba	#1	94	4/30/2012	No	G			No									0.01							No
Jacob Werba	#1	94	4/30/2012	No	G			No									0.01							No
JB Foley Printing Co., Inc	#1	93	1/13/2012	No	G			No		0.02	0.464			1.83										No
Jeanette's Bakery	#1	81	4/29/2012	No	G			No														1.9		No
Jeanette's Bakery	#1	81	10/17/2012	No	G			No														3.2		No
JLC Foods, Inc.	#1	85	3/29/2012	No	G			No														23		No
JLC Foods, Inc.	#1	85	10/9/2012	No	G			No														34		No
John Rocchio Corp.	#19	40	5/24/2012	No	G	31515	31515	No	0.01	0.02	0.02	0.02	0.05	0.05		0.01			71		5			No
Joseph A. Izz, M.D., Inc.	#1	94	5/16/2012	No	G			No									0.38							No
Joseph A. Izz, M.D., Inc.	#1	94	10/23/2012	No	G			No									0.11							No
Jozon Enterprises	#1	85	4/17/2012	No	G			No														4		No
Jozon Enterprises	#1	85	10/15/2012	No	G	7642		No														12		No

**Field's Point
Non-Significant User
Compliance Monitoring Results - 2012**

Company	Sample Location	Category	Sample Date	NBC Sample	Type	Flow	Volume	CDF	Cd	Cr	Cu	Pb	Ni	Zn	Cn	Ag	BOD	TSS	TTO	Total O & G	Other Parameters	Violation
Kelly's Car Wash	#1	97	2/7/2012	No	G			No												90		No
Kelly's Car Wash	#1	97	4/19/2012	No	G			No												77		No
Kelly's Car Wash	#1	97	4/19/2012	No	G	49		No												77		No
Kelly's Car Wash	#1	97	10/8/2012	No	G			No												1182		Yes
Kelly's Car Wash	#1	97	11/30/2012	No	G			No												9		No
Kelly's Car Wash	#1	97	12/7/2012	No	G	42		No												88		No
Kelly's Car Wash	#1	97	12/12/2012	No	G	3		No												21		No
Kelly's Car Wash	#1	97	12/21/2012	No	G			No												22		No
Kelly's Car Wash	#1	97	12/21/2012	No	G	5		No												22		No
Lynn's Dolce E Pane	#1	81	2/5/2012	No	G			No												170		Yes
Lynn's Dolce E Pane	#1	81	4/8/2012	No	G			No												4		No
Lynn's Dolce E Pane	#1	81	7/30/2012	No	G			No												2		No
M. G. Motors Inc.	#1	97	1/31/2012	No	G			No												4.3		No
M. G. Motors Inc.	#1	97	7/20/2012	No	G	300		No												50		No
Magic Gas & Carwash, Inc.	#1	97	1/26/2012	No	G			No												12		No
Magic Gas & Carwash, Inc.	#1	97	7/27/2012	No	G			No												29		No
Mahr Federal Inc	#1	52	4/2/2012	No	G		25	No												5		No
Mahr Federal Inc	#1	52	10/3/2012	No	G		25	No												5		No
Markos Automotive	#1	97	3/14/2012	No	G			No												1		No
Markos Automotive	#1	97	9/26/2012	No	G			No												1.7		No
Mekong Market	#1	81	1/24/2012	No	G			No												4.3		No
Mekong Market	#1	81	7/26/2012	No	G			No												2		No
Meller Optics, Inc.	#1	27	1/10/2012	No	C		500	No			0.04			0.05				75		5		No
Meller Optics, Inc.	#1	27	4/9/2012	No	G		500	No			0.02			0.34				77		8.2		No
Meller Optics, Inc.	#1	27	7/19/2012	No	G		500	No			0.02			0.23				60		14.2		No
Meller Optics, Inc.	#1	27	10/5/2012	No	G		500	No			0.02			2.18				141		17.5		No
Mi Quisqueya Meat Market	#1	81	8/15/2012	No	G			No												1		No
Miriam Hospital	#1	90	4/6/2012	No	C			No	0.02	0.05	0.02	0.05	0.04	0.005		0.01						No
Miriam Hospital	#1	90	10/12/2012	No	G			No	0.02	0.05	0.02	0.05	0.04	0.005		0.01					pH = 9.32	No
Miriam Hospital	#2	90	4/6/2012	No	G			No	0.02	0.05	0.02	0.05	0.04	0.005		0.01						No
Miriam Hospital	#2	90	10/12/2012	No	G			No	0.02	0.05	0.31	0.05	0.04	0.4		0.02					pH = 7.85	No
Moody Machine Products, Inc.	#1	21	4/30/2012	No	C	150		No			0.028	0.04		0.024						1.1		No
Moody Machine Products, Inc.	#1	21	10/31/2012	No	G	74		No			0.021	0.04		0.02						18.8		No
Morgan Health Center	#1	86	10/2/2012	No	G			No												378		Yes
Moses Brown School	#1	86	5/7/2012	No	G			No									0.01				pH = 6.95	No
Moses Brown School	#1	86	10/19/2012	No	G			No			0.129	0.014				0.017					pH = 8.31	No
Moses Brown School	#2	86	5/7/2012	No	G			No								0.01					pH = 6.99	No
Moses Brown School	#2	86	10/19/2012	No	G			No			0.093	0.011				0.035					pH = 8.25	No
Moses Brown School	#3	86	4/26/2012	No	G		225	No												10		No
Moses Brown School	#3	86	10/19/2012	No	G			No												6		No
Motiva Enterprises, LLC	#1	37	4/23/2012	No	G			No												10.4		No
Motiva Enterprises, LLC	#1	37	10/3/2012	No	G			No												1		No
My Car, Incorporated	#1	97	2/1/2012	No	G			No												10.3		No
My Car, Incorporated	#1	97	8/20/2012	No	G	57		No												14.9		No
Narr. Electric (Allens Ave.)	#1	44	9/11/2012	No	G			No	0.003	0.005	0.038	0.008	0.005	0.012		0.005						No
Narr. Electric-Melrose Chiller	#1	51	9/11/2012	No	G			No		0.005	0.013	0.008	0.005	0.012								No
Narr. Electric-Melrose Chiller	#2	51	9/11/2012	No	G			No		0.005	0.931	0.043	0.005	0.113								No
Narragansett Improvement Co.	#1	35	4/18/2012	No	C			No												5		No
Narragansett Improvement Co.	#1	35	10/11/2012	No	G			No													4.625	No
NGC INC.	#1	81	1/17/2012	No	G			No									2000	1300		40.5		No
NGC INC.	#1	81	4/11/2012	No	G	1360		No									1500	270		8.95		No

**Field's Point
Non-Significant User
Compliance Monitoring Results - 2012**

Company	Sample Location	Category	Sample Date	NBC Sample	Type	Flow	Volume	CDF	Cd	Cr	Cu	Pb	Ni	Zn	Cn	Ag	BOD	TSS	TTO	Total O & G	Other Parameters	Violation
NGC INC.	#1	81	4/25/2012	Yes	C	13350		No									1626.55	87		10.4		No
NGC INC.	#1	81	7/9/2012	No	G	2020		No									4200	600		11		No
NGC INC.	#1	81	9/10/2012	No	C	2160		No									3681	166		15.68		No
NGC INC.	#1	81	9/10/2012 8:25	Yes	C	0	1	No									3681	166				No
NGC INC.	#1	81	10/15/2012	No	G	1910		No									4100	180		39.65		No
Nicholas D. Iannuccilli, M.D.	#1	94	6/6/2012	No	G	2		No								0.14						No
Nicholas D. Iannuccilli, M.D.	#1	94	12/5/2012	No	G			No								0.02						No
Nick's Auto Body, Inc.	#1	97	4/16/2012	No	G			No						1.11							10.5	No
Nick's Auto Body, Inc.	#1	97	10/13/2012	No	G			No						2.31							11.8	No
NNC of Rhode Island, Inc.	#1	97	1/31/2012	No	G			No													1.2	No
NNC of Rhode Island, Inc.	#1	97	7/30/2012	No	G	89386		No													3.7	No
North Main Street Auto Wash	#1	97	6/7/2012	No	G			No													3.3	No
North Providence Dental Associates	#1	94	1/9/2012	No	G			No								0.05					pH = 7.22	No
North Providence Dental Associates	#1	94	7/31/2012	No	G			No								0.04					pH = 7.24	No
Nueva San Salvador Bakery, Inc.	#1	81	4/9/2012	No	G			No													75	No
Nueva San Salvador Bakery, Inc.	#1	81	10/10/2012	No	G			No													80	No
Ocean State Peeled Potatoes	#1	81	1/12/2012	No	C	374		No									201	260				No
Ocean State Peeled Potatoes	#1	81	3/12/2012	Yes	C	524		No									1180.88	1372				No
Ocean State Peeled Potatoes	#1	81	4/9/2012	No	C	598		No									1306	548				No
Ocean State Peeled Potatoes	#1	81	7/12/2012	No	C	748		No									456	346				No
Ocean State Peeled Potatoes	#1	81	8/2/2012	Yes	C	748	0	No									914.63	334				No
Ocean State Peeled Potatoes	#1	81	10/10/2012	No	C	150		No									312	83				No
Ocean State Peeled Potatoes	#1	81	10/22/2012	Yes	C	150	0	No									1008.39	1036				No
Olneyville NY System	#1	85	5/30/2012	No	G			No													1	No
Olneyville NY System	#1	85	11/23/2012	No	G			No													1	No
OMS Specialists, Inc	#1	94	5/15/2012	No	G			No								0.01						No
OMS Specialists, Inc	#1	94	11/15/2012	No	G			No								0.01						No
Pacific Seafood Market	#1	81	4/11/2012	No	G			No													2.2	No
Pacific Seafood Market	#1	81	10/16/2012	No	G			No													5.3	No
Panaderia El Paisano	#1	82	1/19/2012	No	G			No													1	No
Panaderia El Paisano	#1	82	8/7/2012	No	G			No													1.6	No
Panaderia El Paisano	#2	82	8/6/2012	No	G			No													2.3	No
Pandora's Products	#1	81	1/17/2012	No	G			No													32	No
Pandora's Products	#1	81	7/16/2012	No	G			No													58.2	No
Pediatric Dentistry	#2	94	6/14/2012	No	G			No								0						No
Periodontics, Inc.	#1	94	5/10/2012	No	G			No								0.17						No
Pescatore's Seafood, Inc.	#1	81	6/12/2012	No	G			No													4	No
Pescatore's Seafood, Inc.	#1	81	12/19/2012	No	G			No													2	No
Philip Barr, DDS	#1	94	6/12/2012	No	G			No								0.154						No
Philip Barr, DDS	#1	94	12/3/2012	No	G			No								0.015						No
Portion Meat Associates, Inc.	#1	81	3/2/2012	No	G			No													18	No
Portion Meat Associates, Inc.	#1	81	6/12/2012	No	G			No													35	No
Portion Meat Associates, Inc.	#1	81	9/7/2012	No	G			No													7	No
Portion Meat Associates, Inc.	#1	81	9/7/2012	No	G			No													7	No
Portion Meat Associates, Inc.	#1	81	12/18/2012	No	G			No													11	No
Proprint Incorporated	#1	93	4/3/2012	No	G	13		No								0.019						No
Proprint Incorporated	#1	93	10/1/2012	No	G	15		No								0.037						No
Providence Auto Body, Inc.	#1	97	4/23/2012	No	G			No			0.032	0.02	0.05	1.73		0.01					2	No
Providence Auto Body, Inc.	#1	97	10/5/2012	No	G			No			0.02	0.05	0.04	0.32		0.01					2	No
Providence Auto Body, Inc.	#2	97	4/23/2012	No	G			No			0.038	0.02	0.05	0.788		0.01					8	No
Providence Auto Body, Inc.	#2	97	10/5/2012	No	G			No			0.04	0.05	0.04	0.04		0.01					2.5	No

**Field's Point
Non-Significant User
Compliance Monitoring Results - 2012**

Company	Sample Location	Category	Sample Date	NBC Sample	Type	Flow	Volume	CDF	Cd	Cr	Cu	Pb	Ni	Zn	Cn	Ag	BOD	TSS	TTO	Total O & G	Other Parameters	Violation
Providence Auto Body, Inc.	#3	97	1/12/2012	No	G			No			0.068	0.01		0.421								No
Providence Auto Body, Inc.	#3	97	4/23/2012	No	G			No			0.07	0.02	0.05	0.868		0.01				6		No
Providence Auto Body, Inc.	#3	97	10/5/2012	No	G			No			0.04	0.05	0.04	0.23		0.01				7.5		No
Providence College - Hunt-Cavanagh	#1	93	4/10/2012	No	G		25	No								0.005						No
Providence College - Hunt-Cavanagh	#1	93	10/16/2012	No	G		25	No								0.005						No
Providence College - Hunt-Cavanagh	#6	93	4/19/2012	No	G		25	No		0.005	0.03	0.005		0.05								No
Providence College - Hunt-Cavanagh	#6	93	10/16/2012	No	G		25	No		0.005	0.02	0.005		0.02								No
Providence College - Italy Street	#1	97	1/18/2012	No	G		25	No												2		No
Providence College - Schneider Arena	#1	89	3/26/2012	No	G		500	No		0.005	0.09	0.012	0.01	0.35								No
Providence College - Schneider Arena	#1	89	10/1/2012	No	G		500	No		0.005	0.14	0.39	0.005	0.43								No
Providence College-Power Plant	#3	53	6/29/2012	No	G		500	No		0.005	0.05	0.006	0.005	0.42		0.005						No
Providence College-Power Plant	#3	53	10/18/2012	No	G		500	No		0.005	0.48	0.222	0.194	1.4		0.005						No
Providence College-Power Plant	#4	53	10/18/2012	No	G		500	No		0.005	0.05	0.007	0.019	0.58		0.005						No
Providence College-Power Plant	#4	53	11/15/2012	No	G		500	No		0.005	0.05	0.005	0.005	0.51		0.005						No
Providence College-Power Plant	#5	53	3/6/2012	No	G		500	No		0.005	0.13	0.009	0.005	0.05		0.005						No
Providence College-Power Plant	#5	53	4/2/2012	No	G		500	No		0.005	0.14	0.014	0.008	0.04		0.005						No
Providence College-Power Plant	#5	53	4/2/2012	No	G		500	No		0.005	0.21	0.017	0.009	0.03		0.005						No
Providence College-Power Plant	#5	53	4/27/2012	No	G		5000	No		0.007	1.19	0.14	0.003	0.29		0.005						No
Providence College-Power Plant	#5	53	5/2/2012	No	G		500	No		0.005	0.4	0.027	0.026	0.04		0.005						No
Providence College-Power Plant	#5	53	5/2/2012	No	G		500	No		0.005	0.07	0.018	0.011	0.03		0.005						No
Providence College-Power Plant	#5	53	9/11/2012	No	G		500	No		0.005	0.46	0.014	0.005	0.03		0.005						No
Providence College-Power Plant	#5	53	10/18/2012	No	G		500	No		0.005	0.11	0.013	0.005	0.02		0.005						No
Quality Beef Co., Inc.	#1	81	2/6/2012	No	G			No												2		No
Quality Beef Co., Inc.	#1	81	8/3/2012	No	G			No												2		No
Quality Beef Co., Inc.	#2	81	2/6/2012	No	G			No												2		No
Quality Beef Co., Inc.	#2	81	8/3/2012	No	G			No												3		No
Quality Seafood, Inc.	#1	71	2/29/2012	No	G			No												23.8		No
Quality Spraying Technologies	#1	27	1/19/2012	No	G			No			0.606			0.384								No
Quality Spraying Technologies	#1	27	7/31/2012	No	G			No			0.192			0.151								No
Quality Spraying Technologies	#2	27	1/19/2012	No	G			No			0.441			1.18					1.63			No
Quality Spraying Technologies	#2	27	7/31/2012	No	G			No			0.159			0.378					1.897			No
R.C. Motors Inc.	#1	97	1/11/2012	No	G			No												6.5		No
R.C. Motors Inc.	#1	97	7/27/2012	No	G			No												5.4		No
R.I. Beef & Veal, Incorporated	#1	81	1/26/2012	No	G			No												5		No
R.I. Beef & Veal, Incorporated	#1	81	4/30/2012	No	G		389	No												5		No
R.I. Beef & Veal, Incorporated	#1	81	8/30/2012	No	C		344	No												5		No
R.I. Beef & Veal, Incorporated	#1	81	10/31/2012	No	G		367	No												5		No
R.I. Hospital - Hasbro Childrens	#1	90	7/26/2012	No	G			No	0.02	0.05	0.25	0.15	0.06	0.45		0.01					pH = 8.36	No
R.I.P.T.A. - Chaffee Building	#1	37	1/23/2012	No	G			No			0.02	0.05	0.04	0.04						1.8		No
R.I.P.T.A. - Chaffee Building	#1	37	4/30/2012	No	G			No			0.02	0.05	0.04	0.05						2.6		No
R.I.P.T.A. - Chaffee Building	#1	37	7/16/2012	No	G			No			0.78	1	0.12	2.56						74.3		Yes
R.I.P.T.A. - Chaffee Building	#1	37	9/20/2012	No	G			No				0.05										No
R.I.P.T.A. - Chaffee Building	#1	37	9/27/2012	No	G			No				0.05										No
R.I.P.T.A. - Chaffee Building	#1	37	10/4/2012	No	G			No				0.07										No
R.I.P.T.A. - Chaffee Building	#1	37	10/11/2012	No	G			No			0.03	0.05	0.04	0.15						3.5		No
R.I.P.T.A. - Para-Transit Facility	#1	37	1/23/2012	No	G			No			0.06	0.05	0.04	0.38						11.8		No
R.I.P.T.A. - Para-Transit Facility	#1	37	4/30/2012	No	G			No			0.05	0.16	0.04	0.29						5.1		No
R.I.P.T.A. - Para-Transit Facility	#1	37	7/16/2012	No	G			No			0.32	0.09	0.04	1.5						5.5		No
R.I.P.T.A. - Para-Transit Facility	#1	37	10/11/2012	No	G			No			0.02	0.05	0.04	0.02						12.8		No
R.I.P.T.A.-New Bus Facility	#1	37	1/23/2012	No	G			No												15.9		No
R.I.P.T.A.-New Bus Facility	#1	37	4/30/2012	No	G			No												8.7		No

**Field's Point
Non-Significant User
Compliance Monitoring Results - 2012**

Company	Sample Location	Category	Sample Date	NBC Sample	Type	Flow	Volume	CDF	Cd	Cr	Cu	Pb	Ni	Zn	Cn	Ag	BOD	TSS	TTO	Total O & G	Other Parameters	Violation		
R.I.P.T.A.-New Bus Facility	#1	37	7/16/2012	No	G			No													4.9		No	
R.I.P.T.A.-New Bus Facility	#1	37	10/11/2012	No	G			No														5.8		No
Real's Fine Italian Cuisine	#1	85	1/25/2012	No	G			No														3		No
Real's Fine Italian Cuisine	#1	85	7/13/2012	No	G			No														3		No
Regency Plaza Nominee Trust (1)	#1	86	11/8/2012	No	G			No	0.001	0.01	0.03	0.05	0.01	1.26		0.005								No
Regency Plaza Nominee Trust (2)	#1	86	11/8/2012	No	G			No	0.001	0.01	0.08	0.05	0.01	0.72		0.005								No
Regency Plaza Nominee Trust (3)	#1	86	11/5/2012	No	G			No	0.001															No
Regency Plaza Nominee Trust (3)	#1	86	11/8/2012	No	G			No	0.001	0.01	0.03	0.05	0.01	0.01		0.005								No
Reyes Food Market	#1	82	1/10/2012	No	G			No														4.3		No
Reyes Food Market	#1	82	3/13/2012	No	G			No														5.9		No
Reyes Food Market	#1	82	6/20/2012	No	G			No														5.6		No
Reyes Food Market	#1	82	7/20/2012	No	G			No														20		No
Rhode Island College - Connection 2	#1	43	2/24/2012	No	G			No								0.02								No
Rhode Island College - Connection 2	#1	43	2/28/2012	No	G			No								0.02								No
Rhode Island College - Connection 2	#1	43	6/18/2012	No	G			No								0.2								No
Rhode Island College - Connection 2	#1	43	11/29/2012	No	G			No								0.02								No
Rhode Island College - Connection 3	#1	99	6/26/2012	No	G			No								0.185								No
Rhode Island College - Connection 3	#1	99	10/31/2012	No	G			No								0.084								No
Rhode Island Convention Center	#1	86	6/21/2012	No	G			No	0.02	0.05	0.21	0.05	0.04	0.19		0.01								No
Rhode Island Convention Center	#1	86	12/7/2012	No	G			No	0.02	0.05	0.08	0.05	0.04	0.1		0.01								No
Rhode Island Convention Center	#2	86	5/17/2012	No	G			No	0.02	0.05	0.02	0.05	0.04	0.005		0.01								No
Rhode Island Hospital	#1	90	4/26/2012	No	G			No	0.02	0.05	0.39	0.05	0.04	0.03		0.01								No
Rhode Island Hospital	#1	90	10/12/2012	No	G		25	No	0.02	0.05	0.08	0.05	0.04	0.01		0.02								No
Rhode Island Hospital	#2	90	4/26/2012	No	G			No	0.02	0.05	0.05	0.05	0.04	0.33		0.01								No
Rhode Island Hospital	#2	90	10/11/2012	No	G		500	No	0.02	0.05	0.02	0.05	0.04	0.13		0.01								No
Rhode Island Hospital	#3	90	7/27/2012	No	G			No	0.02	0.05	0.12	0.05	0.04	0.23		0.01							pH = 8.15	No
Rhode Island Hospital	#4	90	7/27/2012	No	G			No	0.02	0.05	0.04	0.05	0.04	0.1		0.01							pH = 8	No
Rhode Island Hospital	#4	90	10/11/2012	No	G		500	No	0.02	0.05	0.02	0.05	0.04	0.13		0.01								No
Rhode Island Hospital	#4	90	12/26/2012	No	G		1000	No	0.02	0.05	0.02	0.05	0.04	0.01		0.01								No
Rhode Island Hospital	#5	90	7/27/2012	No	G			No	0.02	0.05	0.25	0.15	0.06	0.45		0.01							pH = 8.36	No
Rhode Island Provision Company	#1	81	3/14/2012	No	G			No														0.8		No
Rhode Island Provision Company	#1	81	9/21/2012	No	G			No														1.5		No
RISD - Benson Hall	#1	24	4/23/2012	No	G			No	0.004	0.069	0.548	0.04	0.025	0.67		0.02			260					No
RISD - Benson Hall	#1	24	10/16/2012	No	G			No	0.015	0.089	0.758	0.081	0.087	1.48		0.032			1200					No
RISD - College Building	#1	23	4/24/2012	No	G			No		0.005	0.166			0.088				75		130				No
RISD - College Building	#1	23	10/16/2012	No	C			No		0.005	0.063			0.152				67		28				No
RISD - Design Center	#1	93	4/23/2012	No	G			No								0.086								No
RISD - Design Center	#1	93	10/16/2012	No	G			No								0.051								No
RISD - Design Center	#3	93	4/23/2012	No	G			No		0.005	0.097			0.088										No
RISD - Design Center	#3	93	10/16/2012	No	G			No		0.005	0.249			0.266										No
RISD - Mason (CIT) Building	#1	99	4/23/2012	No	G			No		0.005	0.047			0.026										No
RISD - Mason (CIT) Building	#1	99	10/16/2012	No	G			No		0.03	0.032			0.02										No
RISD - Metcalf Building	#1	43	10/15/2012	No	G			No	0.004	0.005	0.222	0.04	0.01	0.113		0.02								No
RISD - Winston Clock Tower	#1	53	10/16/2012	No	G			No	0.004	0.005	0.237	0.04	0.01	0.035		0.02								No
Roberts Deli	#1	71	4/25/2012	No	G			No														9.8		No
Roberts Deli	#1	71	10/19/2012	No	G			No														3.9		No
Roger Williams Hospital	#3	90	4/25/2012	No	G		50	No		0.02	0.344	0.06	0.05	0.195		0.01								No
Roger Williams Hospital	#3	90	10/4/2012	No	G		500	No		0.02	0.11	0.02	0.05	0.05		0.01								No
Roger Williams Hospital	#4	90	4/25/2012	No	G		500	No		0.02	0.04	0.02	0.05	0.05		0.01								No
Roger Williams Hospital	#4	90	10/4/2012	No	G		500	No		0.02	0.045	0.02	0.05	0.05		0.01								No
Ron's Pastry Gourmet	#1	81	6/22/2012	No	G			No														2		No

**Field's Point
Non-Significant User
Compliance Monitoring Results - 2012**

Company	Sample Location	Category	Sample Date	NBC Sample	Type	Flow	Volume	CDF	Cd	Cr	Cu	Pb	Ni	Zn	Cn	Ag	BOD	TSS	TTO	Total O & G	Other Parameters	Violation
Steven W. Silverberg DDS	#1	94	2/1/2012	No	G			No								0.005						No
Steven W. Silverberg DDS	#1	94	8/1/2012	No	G			No								0.005						No
Stop & Shop Supermarket #703	#1	82	3/5/2012	No	G			No													56	No
Stop & Shop Supermarket #703	#1	82	6/1/2012	No	G			No													21	No
Stop & Shop Supermarket #703	#1	82	9/7/2012	No	G		1000	No													29	No
Stop & Shop Supermarket #703	#1	82	12/4/2012	No	G			No													43	No
Stop & Shop Supermarket #703	#2	82	3/5/2012	No	G			No													120	No
Stop & Shop Supermarket #703	#2	82	6/1/2012	No	G			No													12	No
Stop & Shop Supermarket #703	#2	82	9/7/2012	No	G		1000	No													120	No
Stop & Shop Supermarket #703	#2	82	12/4/2012	No	G			No													17	No
Stop & Shop Supermarket #722	#1	82	3/5/2012	No	G			No													93	No
Stop & Shop Supermarket #722	#1	82	6/1/2012	No	G			No													68	No
Stop & Shop Supermarket #722	#1	82	9/7/2012	No	G			No													4.8	No
Stop & Shop Supermarket #722	#1	82	12/4/2012	No	G			No													64	No
Stop & Shop Supermarket #724	#1	82	3/5/2012	No	G			No													26	No
Stop & Shop Supermarket #724	#1	82	6/1/2012	No	G			No													61	No
Stop & Shop Supermarket #724	#1	82	9/7/2012	No	G			No													88	No
Stop & Shop Supermarket #724	#1	82	12/4/2012	No	G			No													78	No
Stop & Shop Supermarket #725	#1	82	3/5/2012	No	G			No													82	No
Stop & Shop Supermarket #725	#1	82	6/1/2012	No	G			No													64	No
Stop & Shop Supermarket #725	#1	82	9/7/2012	No	G		1000	No													72	No
Stop & Shop Supermarket #725	#1	82	12/4/2012	No	G			No													89	No
Swan Point Cemetery	#1	97	1/31/2012	No	G			No													3	No
Swan Point Cemetery	#1	97	8/17/2012	No	G			No													2.6	No
Swash Express Auto Wash	#1	97	1/23/2012	No	G			No													1	No
Swash Express Auto Wash	#1	97	7/13/2012	No	G			No													7.3	No
SWG Promotions, LLC	#1	99	4/2/2012	No	G			No	0	0	0											No
SWG Promotions, LLC	#1	99	12/7/2012	No	G			No	0.02	0.05	0.02											No
T.O. Nam Sausage, Inc.	#1	81	1/9/2012	No	G			No													0.5	No
T.O. Nam Sausage, Inc.	#1	81	7/27/2012	No	G			No													0.7	No
T.O. Nam Sausage, Inc.	#1	81	12/24/2012	No	G			No													0.9	No
Tedesco's Sausage Shop	#1	81	4/26/2012	No	G			No													41.2	No
Tedesco's Sausage Shop	#1	81	10/25/2012	No	G			No													34.6	No
The Abbey	#1	85	2/8/2012	No	G			No													2	No
The Abbey	#1	85	7/16/2012	No	G			No													2	No
The Allied Group	#1	24	1/18/2012	No	G			No											0.217			No
The Allied Group	#1	24	1/18/2012	No	C			No		0.05	0.4	0.05	0.04	0.2		0.01						No
The Allied Group	#1	24	7/30/2012	No	C	449		No		0.05	0.25	0.05	0.04	0.13		0.02						No
The Allied Group	#1	24	7/30/2012	No	G			No											0.288			No
The Celtic Lounge	#1	85	1/30/2012	No	G			No													6.7	No
The Celtic Lounge	#1	85	11/28/2012	No	G			No													28.5	No
The Celtic Lounge	#1	85	11/29/2012	No	G			No													28.5	No
The Foundry Associates	#1	37	5/23/2012	No	G			No													13	No
The Foundry Associates	#1	37	10/10/2012	No	G			No													5.4	No
The Providence Journal Company	#1	52	1/5/2012	No	G			No													1	No
The Providence Journal Company	#1	52	7/5/2012	No	G			No													1	No
The Providence Journal Company	#2	52	10/25/2012	No	G			No	0.02	0.05	0.04	0.05	0.04	0.03		0.01						No
The Westin Providence	#1	86	6/26/2012	No	G			No	0.01	0.02	0.085	0.02	0.05	0.159	0.02	0.01						Hg = 0.001
The Westin Providence	#1	86	10/25/2012	No	G			No	0.01	0.02	0.02	0.02	0.05	0.21	0.02	0.01						Hg = 0
Thomas S. Mulvey DDS LLC	#1	94	4/24/2012	No	G			No								0.005						No
Thomas S. Mulvey DDS LLC	#1	94	10/30/2012	No	G			No								0.005						No

**Field's Point
Non-Significant User
Compliance Monitoring Results - 2012**

Company	Sample Location	Category	Sample Date	NBC Sample	Type	Flow	Volume	CDF	Cd	Cr	Cu	Pb	Ni	Zn	Cn	Ag	BOD	TSS	TTO	Total O & G	Other Parameters	Violation			
Times 2 Academy	#1	86	7/18/2012	No	G			No													2.3		No		
TIPC Cupcakes, LLC	#1	71	1/17/2012	No	G			No														8.8		No	
Tower Manufacturing Corp.	#1	27	1/5/2012	No	C	152		No		0.005	0.116			0.032										No	
Tower Manufacturing Corp.	#1	27	4/11/2012	No	C	107		No		0														No	
Tower Manufacturing Corp.	#1	27	4/11/2012	No	C	107		No		0.005	0.046			0.043										No	
Tower Manufacturing Corp.	#1	27	7/12/2012	No	C	60		No		0.005	0.146			0.086										No	
Tower Manufacturing Corp.	#1	27	10/4/2012	No	C	120		No		0.05	0.33			0.05										No	
Tower Manufacturing Corp.	#3	27	1/25/2012	No	G			No														19		No	
Tower Manufacturing Corp.	#3	27	7/23/2012	No	G			No														64		No	
Trans-Tex	#1	72	1/31/2012	No	G			No	0		0	0		0		0								No	
Travelers Auto Body, Inc.	#1	97	6/12/2012	No	G			No				0.04		0.056								0.7		No	
Travelers Auto Body, Inc.	#1	97	6/12/2012	No	G			No				0.04		0.098								1.1		No	
U.S. Post Office - VMF	#1	37	1/27/2012	No	G			No				0.11		2.25						0.003		28.2		No	
U.S. Post Office - VMF	#1	37	7/31/2012	No	G			No				0.09		0.27						0.017		19.1		No	
U.S. Postal Service - P&DC	#1	27	4/17/2012	No	G			No				0.05												No	
U.S. Postal Service - P&DC	#1	27	10/15/2012	No	G			No				0.05												No	
U.S. Postal Service - P&DC	#3	27	11/5/2012	No	G			No	0.02	0.05	0.02	0.05	0.04	0.08	0.01	0.02							Hg = 0.005	No	
Universal Ambulance Service	#1	37	1/31/2012	No	G			No														15		No	
Universal Ambulance Service	#1	37	9/26/2012	No	G			No														9		No	
Universal Ambulance Service	#1	37	12/19/2012	No	G	111		No														9		No	
University Foot Center - Smith Street	#1	94	10/31/2012	No	G			No									0.02							pH = 9.41	No
University Foot Center, Inc.	#1	94	4/4/2012	No	G			No									0.24							pH = 6.98	No
University Foot Center, Inc.	#1	94	10/31/2012	No	G			No									0.02							pH = 8.21	No
V.A. Medical Center	#1	90	5/30/2012	No	G			No	0.02	0.05	0.03	0.05	0.04	0.53		0.01									No
V.A. Medical Center	#1	90	11/9/2012	No	G			No	0.02	0.05	0.04	0.05	0.04	2.29		0.02									No
V.A. Medical Center	#2	90	4/19/2012	No	G			No	0.02	0.05	0.03	0.05	0.04	0.01		0.01									No
V.A. Medical Center	#3	90	2/3/2012	No	G			No	0.02	0.05	1.1	0.3	0.08	0.18		0.05									No
V.A. Medical Center	#3	90	9/13/2012	No	G			No	0.02	0.05	0.79	0.07	0.04	0.13		0.01									No
V.A. Medical Center	#4	90	5/31/2012	No	G			No														1			No
V.A. Medical Center	#4	90	11/30/2012	No	G			No														1			No
Venda Ravioli - Royal Little Drive	#1	81	4/3/2012	No	G	1435		No														12			No
Venda Ravioli - Royal Little Drive	#1	81	10/30/2012	No	G			No														10			No
Virginia & Spanish Peanut Co.	#1	81	1/9/2012	No	G			No														4.1			No
Virginia & Spanish Peanut Co.	#1	81	7/9/2012	No	G			No														7			No
V-Mart	#1	82	10/26/2012	No	G			No														1.9			No
Walsh's Auto Body and Sales, Inc.	#1	97	1/17/2012	No	G			No														7.2			No
Walsh's Auto Body and Sales, Inc.	#1	97	8/20/2012	No	G			No														57.9			No
Warwick Poultry Company Inc.	#1	81	3/16/2012	No	G			No														27			No
Warwick Poultry Company Inc.	#1	81	9/24/2012	No	G	15		No														14			No
Whole Foods Market Group, Inc.	#1	82	1/26/2012	No	G			No														51			No
Whole Foods Market Group, Inc.	#1	82	4/25/2012	No	G			No														290			Yes
Whole Foods Market Group, Inc.	#1	82	6/18/2012	No	G			No														77			No
Whole Foods Market Group, Inc.	#1	82	8/8/2012	No	G			No														52			No
Whole Foods Market Group, Inc.	#1	82	8/15/2012	No	G			No														90			No
Whole Foods Market Group, Inc.	#1	82	8/22/2012	No	G			No														82			No
Whole Foods Market Group, Inc.	#1	82	8/22/2012	No	G			No														82			No
Whole Foods Market Group, Inc.	#1	82	8/29/2012	No	G			No														64			No
Whole Foods Market Group, Inc.	#1	82	9/7/2012	No	G			No														130			Yes
Whole Foods Market, Inc.	#1	82	1/26/2012	No	G			No														59			No
Whole Foods Market, Inc.	#1	82	7/25/2012	No	G			No														170			Yes
Whole Foods Market, Inc.	#1	82	9/21/2012	No	G			No														380			Yes

**Field's Point
Non-Significant User
Compliance Monitoring Results - 2012**

Company	Sample Location	Category	Sample Date	NBC Sample	Type	Flow	Volume	CDF	Cd	Cr	Cu	Pb	Ni	Zn	Cn	Ag	BOD	TSS	TTO	Total O & G	Other Parameters	Violation			
Whole Foods Market, Inc.	#1	82	9/28/2012	No	G			No													180		Yes		
Whole Foods Market, Inc.	#1	82	10/17/2012	No	G			No													180		Yes		
Whole Foods Market, Inc.	#1	82	11/9/2012	No	G			No													95		No		
Whole Foods Market, Inc.	#1	82	11/11/2012	No	G			No													54		No		
Whole Foods Market, Inc.	#1	82	11/21/2012	No	G			No													65		No		
Whole Foods Market, Inc.	#1	82	11/30/2012	No	G			No													49		No		
Whole Foods Market, Inc.	#1	82	12/16/2012	No	G			No													180		Yes		
Women & Infants' Hospital	#1	90	4/17/2012	No	G			No	0.01	0.02	0.033	0.02	0.05	0.091	0.02	0.01							Hg = 0.001	No	
Women & Infants' Hospital	#1	90	10/25/2012	No	G			No	0.01	0.02	0.02	0.02	0.05	0.111	0.084	0.01								Hg = 0	No
Women & Infants' Hospital	#2	90	4/17/2012	No	G			No	0.01	0.02	0.056	0.02	0.05	0.314	0.02	0.01								Hg = 0.001	No
Women & Infants' Hospital	#2	90	10/25/2012	No	G			No	0.01	0.02	0.02	0.02	0.05	0.174	0.02	0.01								Hg = 0	No
Women & Infants' Hospital	#3	90	4/17/2012	No	G			No	0.01	0.02	0.246	0.02	0.05	0.05	0.02	0.01								Hg = 0.001	No
Women & Infants' Hospital	#3	90	10/25/2012	No	G			No	0.01	0.02	0.508	0.02	0.05	0.201	0.02	0.01								Hg = 0	No
Women and Infants-Kilguss Lab	#1	95	4/19/2012	No	G			No								0.2									No
Women and Infants-Kilguss Lab	#1	95	10/31/2012	No	G			No								0.02									No
Yang's Restaurant	#1	85	4/9/2012	No	G			No														2		No	
Yang's Restaurant	#1	85	6/28/2012	No	G			No														2		No	
Yang's Restaurant	#1	85	10/19/2012	No	G			No														2		No	

***COMPLIANCE MONITORING
RESULTS FOR NON-SIGNIFICANT
USERS***

BUCKLIN POINT

**Bucklin Point
Non-Significant User
Compliance Monitoring Results - 2012**

Company	Sample Location	Category	Sample Date	NBC Sample	Type	Flow	Volume	CDF	Cd	Cr	Cu	Pb	Ni	Zn	Cn	Ag	BOD	TSS	TTO	Total O & G	Other Parameters	Violation	
3 Flags Bakery	#1	81	3/23/2012	No	G			No													38		No
3 Flags Bakery	#1	81	9/28/2012	No	G			No													9		No
A Taste of Europe	#1	81	4/30/2012	No	G			No													3.1		No
A Taste of Europe	#1	81	11/11/2012	No	G			No													2.7		No
Accu-Care Supply	#1	27	8/28/2012	No	G		850	No									2.5					TRC = 0.07	No
Accu-Care Supply	#1	27	10/18/2012	No	G		750	No									4.2					TRC = 0.07	No
ACN-Providence, LLC	#1	44	4/23/2012	No	G			No													1.4		No
ACN-Providence, LLC	#1	44	10/29/2012	No	G			No													3.9		No
AJ Seabra Supermarkets	#1	82	1/6/2012	No	G			No													1		No
AJ Seabra Supermarkets	#1	82	4/25/2012	No	G			No													66.2		No
AJ Seabra Supermarkets	#1	82	8/20/2012	No	G			No													15.2		No
AJ Seabra Supermarkets	#1	82	10/15/2012	No	G			No													232		Yes
AJ Seabra Supermarkets	#1	82	11/13/2012	No	G			No													49.5		No
AJ Seabra Supermarkets	#1	82	11/29/2012	No	G			No													121.8		No
AJ Seabra Supermarkets	#1	82	12/6/2012	No	G			No													12.7		No
AJ Seabra Supermarkets	#1	82	12/13/2012	No	G			No													59.2		No
AJ Seabra Supermarkets	#2	82	1/6/2012	No	G			No													1		No
AJ Seabra Supermarkets	#2	82	4/25/2012	No	G			No													86.2		No
AJ Seabra Supermarkets	#2	82	8/20/2012	No	G			No													38.5		No
AJ Seabra Supermarkets	#2	82	10/15/2012	No	G			No													23.7		No
AJ Seabra Supermarkets	#3	82	4/25/2012	No	G			No													2		No
AJ Seabra Supermarkets	#3	82	10/15/2012	No	G			No													139		Yes
AJ Seabra Supermarkets	#3	82	11/13/2012	No	G			No													1.5		No
AJ Seabra Supermarkets	#3	82	11/29/2012	No	G			No													104		No
AJ Seabra Supermarkets	#3	82	12/6/2012	No	G			No													34.8		No
AJ Seabra Supermarkets	#3	82	12/13/2012	No	G			No													6.1		No
AJ Seabra Supermarkets	#4	82	1/6/2012	No	G			No													6.1		No
AJ Seabra Supermarkets	#4	82	8/20/2012	No	G			No													91.4		No
Allstate Restaurant Equipment	#1	99	4/17/2012	No	G			No													1.9		No
Allstate Restaurant Equipment	#1	99	10/11/2012	No	G			No													4.7		No
Amica Mutual Insurance Co. - 10	#1	53	10/11/2012	No	G			No	0.004	0.005	0.032	0.04	0.01	0.367		0.02							No
Amica Mutual Insurance Co. - 25	#1	37	1/20/2012	No	G			No													5.9		No
Amica Mutual Insurance Co. - 25	#1	37	7/18/2012	No	G			No													23		No
Amica Mutual Insurance Co. - 25	#3	37	10/11/2012	No	G			No	0.004	0.005	0.06	0.04	0.01	0.229		0.02							No
Amica Mutual Insurance Co. - 50	#1	53	10/11/2012	No	G			No	0.004	0.005	0.046	0.04	0.01	0.39		0.02							No
Amica Mutual Insurance Co.-100	#1	86	1/20/2012	No	G			No													0.6		No
Amica Mutual Insurance Co.-100	#1	86	7/18/2012	No	G			No													1.6		No
Amica Mutual Insurance Co.-100	#2	86	10/11/2012	No	G			No	0.004	0.005	0.01	0.04	0.01	0.021		0.02							No
Armando & Sons Meat Market	#1	82	1/18/2012	No	G			No													29		No
Armando & Sons Meat Market	#1	82	7/11/2012	No	G			No													12		No
Autocrat, LLC	#1	34	1/17/2012	No	C	300		No									510	46					No
Autocrat, LLC	#1	34	4/4/2012	Yes	C	3000		No									1620.1	92					No
Autocrat, LLC	#1	34	4/4/2012	No	C	2000		No									810	69					No
Autocrat, LLC	#1	34	7/10/2012	No	C	320		No									1400	29					No
Autocrat, LLC	#1	34	9/25/2012	Yes	C			No									2575.3	562					No
Autocrat, LLC	#1	34	10/9/2012	No	C	200		No									2100	690					No
B & L Plastics, Inc.	#1	46	7/23/2012	No	G			No	0.02	0.05	0.06	0.05	0.04	0.03		0.01							No

**Bucklin Point
Non-Significant User
Compliance Monitoring Results - 2012**

Company	Sample Location	Category	Sample Date	NBC Sample	Type	Flow	Volume	CDF	Cd	Cr	Cu	Pb	Ni	Zn	Cn	Ag	BOD	TSS	TTO	Total O & G	Other Parameters	Violation	
Bachini's Bakery	#1	81	1/9/2012	No	G			No												14		No	
Bachini's Bakery	#1	81	8/8/2012	No	G	11		No												9		No	
Bank of America	#2	86	7/16/2012	No	G			No	0.01	0.02	0.056	0.02	0.05	0.099	0.02	0.01					Hg = 0.005	No	
Bank of America	#2	86	11/26/2012	No	G			No	0.01	0.02	0.107	0.02	0.05	0.087	0.02	0.01					Hg = 0	No	
Bank of America	#3	86	7/16/2012	No	G			No	0.01	0.02	0.183	0.11	0.05	0.057	0.02	0.01					Hg = 0.001	No	
Bank of America	#4	86	11/26/2012	No	G			No	0.01	0.02	1.32	0.027	0.05	0.174	0.02	0.01					Hg = 0	Yes	
BCS Contract Jewelry Services, Inc.	#1	27	1/30/2012	No	C			No			0.04		0.029	0.64		0.005						No	
BCS Contract Jewelry Services, Inc.	#1	27	7/26/2012	No	C			No			0.08		0.152	0.12		0.005						No	
Bernardo Manufacturing	#1	21	1/24/2012	No	G		400	No	0.02			0.05	0.04	0.005								No	
Bernardo Manufacturing	#1	21	7/24/2012	No	G		400	No	0.02		0.02	0.05	0.04	0.01								No	
Blackstone Valley Foot Specialists	#1	94	1/26/2012	No	G			No											0.038			No	
Blackstone Valley Foot Specialists	#1	94	7/26/2012	No	G			No											0.048			No	
Bubble Room Car Wash, Inc.	#1	97	1/13/2012	No	G			No													17	No	
Bubble Room Car Wash, Inc.	#1	97	7/10/2012	No	G			No													15	No	
Bucci's Cafe' LLC	#1	85	4/26/2012	No	G			No													1	No	
Bucci's Cafe' LLC	#1	85	10/30/2012	No	G			No													1	No	
Cala Fruit Distributors, Inc.	#1	81	5/4/2012	No	G			No									86	32				No	
Cala Fruit Distributors, Inc.	#1	81	11/9/2012	No	G			No									447	35				No	
Calise & Sons Bakery	#1	81	4/16/2012	No	G			No													30.8	No	
Calise & Sons Bakery	#1	81	10/15/2012	No	G			No													23.2	No	
Central Auto Radiator, Inc.	#1	99	4/30/2012	No	G			No	0.01	0.02	0.057	0.02	0.05	0.092		0.01					5	No	
Central Auto Radiator, Inc.	#1	99	10/31/2012	No	G			No	0.01	0.02	0.025	0.02	0.05	0.061		0.01					0	No	
Central Avenue Bakery	#1	81	6/19/2012	No	G			No													130	Yes	
Central Avenue Bakery	#1	81	11/7/2012	No	G			No													16	No	
Central Falls Provision Co.	#1	81	1/25/2012	No	G			No													3.8	No	
Central Falls Provision Co.	#1	81	4/27/2012	No	G			No													13	No	
Central Falls Provision Co.	#1	81	7/18/2012	No	G		19	No													5.6	No	
Central Falls Provision Co.	#1	81	10/11/2012	No	G		27	No													13.5	No	
Central Fruit Store	#1	82	6/12/2012	No	G			No													1	No	
Central Fruit Store	#1	82	6/12/2012	No	G			No													1	No	
Charles M. Cavicchio, DPM	#1	94	5/17/2012	No	G			No									0.34					No	
Charles M. Cavicchio, DPM	#1	94	11/14/2012	No	G			No									0.01					No	
City of Pawtucket - Public Works	#1	37	1/4/2012	No	G			No			0.02	0.005	0.005	0.03							31	No	
City of Pawtucket - Public Works	#1	37	4/3/2012	No	G			No			0.06	0.026	0.01	0.21							21	No	
City of Pawtucket - Public Works	#1	37	7/31/2012	No	G			No			0.03	0.021	0.012	0.1							8	No	
City of Pawtucket - Public Works	#1	37	10/11/2012	No	G			No			0.02	0.015	0.006	0.06							10	No	
Coastal Collision & Towing, Inc.	#1	97	4/11/2012	No	G			No				0.05		2.02							1	Yes	
Coastal Collision & Towing, Inc.	#1	97	5/7/2012	No	G			No				0.05		1.58							38	No	
Coastal Collision & Towing, Inc.	#1	97	6/1/2012	No	G			No				0.05		0.28							3.7	No	
Coastal Collision & Towing, Inc.	#1	97	7/25/2012	No	G			No				0.05		0.31							6.4	No	
Coastal Collision & Towing, Inc.	#1	97	8/1/2012	No	G			No				0.05		0.52							17.8	No	
Coastal Collision & Towing, Inc.	#1	97	10/17/2012	No	G			No				0.05		2.03							10.2	Yes	
Coastal Collision & Towing, Inc.	#1	97	12/26/2012	No	G			No						0.45								No	
Colonial Motor Sales, Inc.	#1	97	1/16/2012	No	G			No													17	No	
Colonial Motor Sales, Inc.	#1	97	7/12/2012	No	G			No													53	No	
Comfort Dental II	#1	94	6/5/2012	No	G			No														pH = 0	No
Conopco, Inc. (Site #1)	#1	40	1/25/2012	No	C	95600		No											0.124			No	

**Bucklin Point
Non-Significant User
Compliance Monitoring Results - 2012**

Company	Sample Location	Category	Sample Date	NBC Sample	Type	Flow	Volume	CDF	Cd	Cr	Cu	Pb	Ni	Zn	Cn	Ag	BOD	TSS	TTO	Total O & G	Other Parameters	Violation
Conopco, Inc. (Site #1)	#1	40	2/27/2012	No	C	117500		No											0.233			No
Conopco, Inc. (Site #1)	#1	40	3/27/2012	No	C	90700		No											0.185			No
Conopco, Inc. (Site #1)	#1	40	4/25/2012	No	C	98900		No											0.17			No
Conopco, Inc. (Site #1)	#1	40	5/14/2012	Yes	C	761		No											0.005			No
Conopco, Inc. (Site #1)	#1	40	5/29/2012	No	C	112100		No											0.23			No
Conopco, Inc. (Site #1)	#1	40	6/28/2012	No	C	46400		No											0.03			No
Conopco, Inc. (Site #1)	#1	40	7/23/2012	No	C	82700		No											0.117			No
Conopco, Inc. (Site #1)	#1	40	8/30/2012	No	C	112700		No											0.189			No
Conopco, Inc. (Site #1)	#1	40	9/27/2012	No	C		118000	No											0.117			No
Conopco, Inc. (Site #1)	#1	40	10/30/2012	No	C	85900		No											0.098			No
Conopco, Inc. (Site #1)	#1	40	11/27/2012	No	C	61700		No											0.041			No
Conopco, Inc. (Site #1)	#1	40	12/19/2012	No	C	146400		No											0.138			No
Conopco, Inc. (Site #2)	#1	40	1/25/2012	No	C	244400		No											0.047			No
Conopco, Inc. (Site #2)	#1	40	2/27/2012	No	C	262900		No											0.055			No
Conopco, Inc. (Site #2)	#1	40	3/27/2012	No	C	254300		No											0.032			No
Conopco, Inc. (Site #2)	#1	40	4/25/2012	No	C	239000		No											0.027			No
Conopco, Inc. (Site #2)	#1	40	5/29/2012	No	C	238800		No											0.041			No
Conopco, Inc. (Site #2)	#1	40	6/28/2012	No	C	216200		No											0.019			No
Conopco, Inc. (Site #2)	#1	40	7/23/2012	No	C	214200		No											0.027			No
Conopco, Inc. (Site #2)	#1	40	8/30/2012	No	C	214500		No											0.035			No
Conopco, Inc. (Site #2)	#1	40	9/27/2012	No	C	226300		No											0.031			No
Conopco, Inc. (Site #2)	#1	40	10/30/2012	No	C	230600		No											0.039			No
Conopco, Inc. (Site #2)	#1	40	11/27/2012	No	C	228400		No											0.014			No
Conopco, Inc. (Site #2)	#1	40	12/19/2012	No	C	228400		No											0.009			No
Continental Plastics & Packaging	#1	27	7/11/2012	No	G			No											0.039			No
Continental Plastics & Packaging	#2	27	1/23/2012	No	G			No			0.33	0.05	0.04	1.32								No
Continental Plastics & Packaging	#2	27	7/11/2012	No	G			No			0.26	0.05	0.04	1.24								No
Cool Air Creations Inc.	#1	99	6/5/2012	No	G			No		0.025	0.1			0.14								No
Cool Air Creations Inc.	#1	99	11/20/2012	No	G			No		0.025	0.6			0.36								No
Cool Air Creations Inc.	#2	99	6/5/2012	No	G			No		0.025	0.57			1.19								No
Cool Air Creations Inc.	#2	99	11/20/2012	No	G			No		0.025	0.1			0.1								No
Cooley, Incorporated	#1	53	1/10/2012	No	G			No	0.01	0.02	0.024	0.02	0.05	0.068		0.01						No
Cooley, Incorporated	#1	53	7/10/2012	No	G			No	0.01	0.02	0.104	0.02	0.05	0.07		0.01						No
Cooley, Incorporated	#2	53	1/10/2012	No	G			No												5		No
Cooley, Incorporated	#2	53	7/10/2012	No	G			No												5		No
Crest Manufacturing Company	#1	52	4/11/2012	No	G			No												93.2		No
Crown Collision Center	#1	97	3/7/2012	No	G			No												5		No
Crown Collision Center	#1	97	3/26/2012	No	C			No				0.016	0.015	0.28								No
Crown Collision Center	#1	97	7/9/2012	No	G			No				0.015	0.011	0.25								No
Crown Collision Center	#1	97	8/3/2012	No	G			No												10		No
Cumberland Seafood	#1	71	5/24/2012	No	G			No												0.5		No
Dave's Marketplace	#1	82	1/25/2012	No	G			No												22		No
Dave's Marketplace	#1	82	8/20/2012	No	G			No												27		No
David London and Company	#1	35	1/11/2012	No	G			No												3		No
David London and Company	#1	35	7/6/2012	No	G			No												3		No
David London and Company	#1	35	12/27/2012	No	G			No												2		No
Dimitri Ganim, DDS	#1	94	4/5/2012	No	G			No								0.01						No

**Bucklin Point
Non-Significant User
Compliance Monitoring Results - 2012**

Company	Sample Location	Category	Sample Date	NBC Sample	Type	Flow	Volume	CDF	Cd	Cr	Cu	Pb	Ni	Zn	Cn	Ag	BOD	TSS	TTO	Total O & G	Other Parameters	Violation	
Dimitri Ganim, DDS	#1	94	10/10/2012	No	G			No								0.02						No	
Drs. Ward and Johnson	#1	94	6/29/2012	No	C	25		No														pH = 1	No
Dupuis Oil	#1	97	5/16/2012	No	G			No													9.4		No
Dupuis Oil	#1	97	10/10/2012	No	G			No													81		No
East Providence Fire Station #3	#1	97	1/6/2012	No	G			No													25		No
East Providence Fire Station #3	#1	97	10/4/2012	No	G			No													6.8		No
Flor Di Brava	#1	81	5/24/2012	No	G			No													6		No
Hartley's Pork Pies	#1	81	6/4/2012	No	G			No													2.85		No
Hartley's Pork Pies	#1	81	10/23/2012	No	G			No													2		No
Hasbro, Inc.	#1	27	4/19/2012	No	G			No												0.182			No
Hasbro, Inc.	#1	27	10/3/2012	No	G			No												0.064			No
Hasbro, Inc.	#2	27	4/19/2012	No	G	36592		No	0.004	0.005	0.085	0.04	0.01	0.27		0.02							No
Hasbro, Inc.	#2	27	4/19/2012	No	G	36592		No	0														No
Hasbro, Inc.	#2	27	10/3/2012	No	G			No		0.005	0.112	0.04	0.01	0.35		0.02							No
Hidalgo Market Restaurant	#1	81	1/11/2012	No	G			No													124		No
Hidalgo Market Restaurant	#1	81	8/21/2012	No	G			No													515		Yes
High Ridge Swim & Tennis Club	#1	89	7/21/2012	No	G			No													6		No
Hindley Manufacturing Company	#1	21	1/24/2012	No	G		450	No						0.04									No
Hindley Manufacturing Company	#1	21	4/11/2012	No	G		450	No	0.004	0.005	0.03	0.005	0.546	0.02		0.006					16		No
Hindley Manufacturing Company	#1	21	10/10/2012	No	G		450	No	0.004	0.005	0.07	0.005	0.369	0.5		0.005					2		No
Homestead Baking Company	#1	81	4/9/2012	No	G	4		No													1.4		No
Homestead Baking Company	#1	81	10/15/2012	No	G	1		No													32.5		No
Hope Global	#1	23	4/11/2012	No	C	5054		No		0.005	0.638		0.015	0.095			230	54			15		No
Hope Global	#1	23	10/25/2012	No	C	1246		No		0.005	0.115		0.01	0.03			210	30			24		No
Hope Global	#2	23	4/11/2012	No	G	5054		Y													4		No
Hope Global	#2	23	10/26/2012	No	G			Y													4.7		No
Ink Solution	#1	99	4/30/2012	No	G			No		0.05	0.03			0.15									No
Ink Solution	#1	99	10/21/2012	No	G			No		0.05	0.02			0.05									No
International Accessories	#1	24	1/3/2012	No	G			No		0.02	0.068			0.462									No
International Accessories	#1	24	7/10/2012	No	G			No		0.02	0.063			0.568									No
International Accessories	#2	24	6/4/2012	No	G		2000	No	0.01	0.02	0.118	0.02	0.05	0.302		0.01							No
J.I.F. Investment Co., Inc.	#1	97	4/18/2012	No	G			No													42		No
J.I.F. Investment Co., Inc.	#1	97	10/18/2012	No	G			No													75		No
JAR Bakers Supply	#1	81	4/25/2012	No	G			No									4240	234					No
JAR Bakers Supply	#1	81	11/26/2012	No	G		35	No									23690	2291					No
John Rocchio Corporation	#1	40	4/26/2012	No	G	72165	72165	No	0.01	0.02	0.02	0.02	0.05	0.05		0.01				19	5		No
John Rocchio Corporation	#1	40	9/18/2012	No	G	20793		No	0.005	0.01	0.01	0.01	0.025	0.071		0.005				10	5		No
K&W Webbing Company	#1	23	4/23/2012	No	G	1399		No		0.005	0.06			0.22									No
K&W Webbing Company	#1	23	10/29/2012	No	G		628	No		0.005	0.07			0.09									No
Key Container Corporation	#1	24	1/10/2012	No	G			No			0.06	0		0.147								pH = 5.41	No
Key Container Corporation	#1	24	7/30/2012	No	G			No			0.024	0		0								pH = 6.16	No
L&B Foods, Inc.	#1	81	1/16/2012	No	G			No													1		No
L&B Foods, Inc.	#1	81	7/24/2012	No	G			No													1		No
L&B Foods, Inc.	#2	81	1/16/2012	No	G			No													1		No
L&B Foods, Inc.	#2	81	7/24/2012	No	G			No													1		No
Lindbergh Auto Body, Inc.	#1	97	1/31/2012	No	G			No													14.5		No
Lindbergh Auto Body, Inc.	#1	97	7/31/2012	No	G			No													6.9		No

**Bucklin Point
Non-Significant User
Compliance Monitoring Results - 2012**

Company	Sample Location	Category	Sample Date	NBC Sample	Type	Flow	Volume	CDF	Cd	Cr	Cu	Pb	Ni	Zn	Cn	Ag	BOD	TSS	TTO	Total O & G	Other Parameters	Violation	
M & M NY System	#1	85	6/15/2012	No	G			No												2		No	
M & M NY System	#1	85	8/13/2012	No	G			No													2		No
Main Street Market, Inc.	#1	82	3/28/2012	No	G			No													4		No
Main Street Market, Inc.	#1	82	8/30/2012	No	G			No													19		No
McDonald's - Armistice Blvd.	#1	85	1/25/2012	No	G			No													1.8		No
McDonald's - Armistice Blvd.	#1	85	7/17/2012	No	G			No													7.5		No
Memorial Hospital of Rhode Island	#1	94	4/9/2012	No	G			No								0.01							No
Memorial Hospital of Rhode Island	#1	94	10/9/2012	No	G			No								0.02							No
Memorial Hospital of RI	#1	90	4/9/2012	No	G			No								0.07							No
Memorial Hospital of RI	#2	90	4/9/2012	No	G			No								0.01							No
Memorial Hospital of RI	#2	90	10/19/2012	No	G			No								0.14							No
Memorial Hospital of RI	#3	90	4/9/2012	No	G			No	0.02	0.05	1.38	0.05	0.04	0.02		0.01							Yes
Memorial Hospital of RI	#3	90	4/13/2012	No	G			No			0.05												No
Memorial Hospital of RI	#3	90	10/26/2012	No	C			No	0.02	0.05	0.42	0.17	0.05	0.03		0.01							No
Memorial Hospital of RI	#5	90	4/9/2012	No	G			No	0.02	0.05	0.03	0.05	0.04	0.05		0.01							No
Memorial Hospital of RI	#5	90	10/9/2012	No	G			No	0.02	0.05	0.11	0.05	0.04	0.07		0.02							No
Michael Healy Designs, Inc.	#1	27	1/25/2012	No	C	386		No			0.04		0.04	0.03		0.01			0.008				No
Michael Healy Designs, Inc.	#1	27	7/25/2012	No	C	160		No			0.15		0.04	0.19		0.01			0.122				No
Michael's Meats	#1	81	4/12/2012	No	G			No													11		No
Michael's Meats	#1	81	9/6/2012	No	C			No													41		No
Mirror Image	#1	99	1/19/2012	No	G			No		0.005	0.143			0.357									No
Mirror Image	#1	99	8/8/2012	No	G			No		0.005	0.13			0.245									No
NECVW, Inc.	#1	97	1/31/2012	No	G			No													6		No
NECVW, Inc.	#1	97	7/12/2012	No	G			No													11		No
New England Paper Tube Company, Inc.	#1	24	1/19/2012	No	G	2		No		0.05	0.06			0.08									No
New England Paper Tube Company, Inc.	#1	24	6/21/2012	No	G	2		No		0.05	0.02			0.04									No
North American Salt & Fresh Fish Corp.	#1	81	1/3/2012	No	G			No													16		No
North American Salt & Fresh Fish Corp.	#1	81	9/12/2012	No	G			No													11		No
Northeast Knitting, Inc.	#1	23	4/24/2012	No	G			No									3	2					No
Northeast Knitting, Inc.	#1	23	10/24/2012	No	G		50	No									3	2					No
Northeast Knitting, Inc.	#1	23	10/24/2012	No	G		50	No									3	2					No
Omni Color Printing	#1	24	1/5/2012	No	G			No			0.02			0.005									No
Omni Color Printing	#1	24	7/16/2012	No	G			No			0.02			0.005									No
Orion Retail	#1	26	7/3/2012	No	G			No		0.492	1.14		0.207	1.19									No
Ozzie's Family Restaurant	#1	71	7/24/2012	No	G			No													0		No
Ozzie's Family Restaurant	#1	71	7/24/2012	No	G			No													0		No
Ozzie's Family Restaurant	#1	71	7/24/2012	No	G			No													0		No
Packaging Concepts, Ltd.	#2	24	1/4/2012	No	G		25	No		0.02	0.054			0.626									No
Packaging Concepts, Ltd.	#2	24	7/10/2012	No	G		25	No		0.02	0.055			0.164									No
Packaging Concepts, Ltd.	#3	24	1/4/2012	No	G		25	No													12		No
Packaging Concepts, Ltd.	#3	24	7/10/2012	No	G		20	No													19		No
Packaging Graphics, LLC	#1	24	10/4/2012	No	G			No		0.005	0.02			0.02									No
Packaging Graphics, LLC	#2	24	4/9/2012	No	G			No													56		No
Packaging Graphics, LLC	#2	24	4/9/2012	No	G			No		0.005	0.03			0.02									No
Packaging Graphics, LLC	#2	24	10/4/2012	No	G			No													7		No
Packaging Graphics, LLC	#3	24	4/9/2012	No	G			No													7		No
Packaging Graphics, LLC	#3	24	10/4/2012	No	G			No													34		No

**Bucklin Point
Non-Significant User
Compliance Monitoring Results - 2012**

Company	Sample Location	Category	Sample Date	NBC Sample	Type	Flow	Volume	CDF	Cd	Cr	Cu	Pb	Ni	Zn	Cn	Ag	BOD	TSS	TTO	Total O & G	Other Parameters	Violation	
Pawtucket Lion Pizza, Inc.	#1	85	1/16/2012	No	G			No												7		No	
Pawtucket Lion Pizza, Inc.	#1	85	7/30/2012	No	G			No													23		No
Pizza Man of Cumberland	#1	85	1/18/2012	No	G			No													42.5		No
PMG Inc.	#1	85	2/21/2012	No	G			No													12.8		No
PMG Inc.	#1	85	8/14/2012	No	G			No													4.3		No
PMG Inc.	#1	85	8/14/2012	No	G			No													25.1		No
PMG Inc.	#2	85	2/21/2012	No	G			No													16.4		No
PMG Inc.	#2	85	8/14/2012	No	G			No													4.3		No
PMG Inc.	#2	85	8/14/2012	No	G			No													25.1		No
Podiatry Services Ltd.	#1	94	4/12/2012	No	G			No								0.1						pH = 6.65	No
Podiatry Services Ltd.	#1	94	10/18/2012	No	G			No								0.05						pH = 6.42	No
Poly/Spurse, Corp.	#1	22	1/11/2012	No	C	650		No		0.05	0.02			0.01									No
Poly/Spurse, Corp.	#1	22	4/5/2012	No	C	660		No		0.05	0.02			0.005									No
Poly/Spurse, Corp.	#1	22	7/11/2012	No	C	483		No		0.05	0.02			0.01									No
Poly/Spurse, Corp.	#1	22	10/5/2012	No	C	475		No		0.05	0.05			0.01									No
Precision Harley - Davidson, Inc.	#1	97	4/19/2012	No	G			No													5.5		No
Precision Harley - Davidson, Inc.	#1	97	10/11/2012	No	G			No													131		Yes
Printmakers, Inc.	#1	93	4/9/2012	No	G	24		No								0.17						pH = 6.77	No
Printmakers, Inc.	#1	93	10/4/2012	No	G	81		No								0.06						pH = 7.54	No
Rand Whitney Southeast Container, LLC	#1	24	1/26/2012	No	G		78	No		0.005	0.02			0.02							26		No
Rand Whitney Southeast Container, LLC	#1	24	4/25/2012	No	G		80	No		0.071	3.23			0.06							6		Yes
Rand Whitney Southeast Container, LLC	#1	24	5/15/2012	No	G		250	No			0.14												No
Rand Whitney Southeast Container, LLC	#1	24	5/21/2012	No	G		82	No			0.31												No
Rand Whitney Southeast Container, LLC	#1	24	5/29/2012	No	G		110	No			0.26												No
Rand Whitney Southeast Container, LLC	#1	24	6/4/2012	No	G		109	No			0.03												No
Rand Whitney Southeast Container, LLC	#1	24	7/17/2012	No	G		150	No		0.009	0.78			0.03							57		No
Rand Whitney Southeast Container, LLC	#1	24	10/12/2012	No	G		250	No		0.008	0.54			0.05							30		No
Rhode Island Textile Company	#1	23	4/12/2012	No	G	1421	870	No		0.05	0.02	0.05		0.06							3.4		No
Rhode Island Textile Company	#1	23	10/10/2012	No	G		150	No		0.05	0.06	0.05		0.01							1		No
Ribatejo	#1	82	2/20/2012	No	G			No													122		No
Ribatejo	#1	82	7/30/2012	No	G			No													118		No
Ronald Ciombor, DDS	#1	94	4/18/2012	No	G			No								0.005							No
Ronald Ciombor, DDS	#1	94	10/10/2012	No	G			No								0.005							No
Russell S. Chin, DDS, Ltd.	#1	94	6/15/2012	No	G			No								0.036							No
Russell S. Chin, DDS, Ltd.	#1	94	11/5/2012	No	G			No								0.009							No
Schofield Printing, Inc.	#1	99	1/10/2012	No	G			No	0.02	0.05	0.08												No
Schofield Printing, Inc.	#1	99	7/10/2012	No	G			No	0.02	0.05	0.07												No
Seven Stars Bakery - Pawtucket	#1	81	1/20/2012	No	G			No													22.2		No
Seven Stars Bakery - Pawtucket	#1	81	7/20/2012	No	G			No													31.2		No
Sewrite Embroidery	#1	99	4/16/2012	No	G			No		0.01	0.1			0.06									No
Sewrite Embroidery	#1	99	11/19/2012	No	G			No		0.025	0.1			0.1									No
Shaydan Inc.	#1	85	4/9/2012	No	G			No													105		No
Shaydan Inc.	#1	85	10/17/2012	No	G			No													266		Yes
Simmering Soup, Inc.	#1	81	4/11/2012	No	G			No									440	160			370		Yes
Simmering Soup, Inc.	#1	81	4/30/2012	No	G			No													220		Yes
Simmering Soup, Inc.	#1	81	5/7/2012	No	G			No										2000			920		Yes
Simmering Soup, Inc.	#1	81	5/14/2012	No	G			No													610		Yes

**Bucklin Point
Non-Significant User
Compliance Monitoring Results - 2012**

Company	Sample Location	Category	Sample Date	NBC Sample	Type	Flow	Volume	CDF	Cd	Cr	Cu	Pb	Ni	Zn	Cn	Ag	BOD	TSS	TTO	Total O & G	Other Parameters	Violation	
Simmering Soup, Inc.	#1	81	6/18/2012	No	G			No												250		Yes	
Simmering Soup, Inc.	#1	81	7/11/2012	No	G			No													130		Yes
Simmering Soup, Inc.	#1	81	10/4/2012	No	G			No													95		No
Spirit Recognition	#1	99	4/24/2012	No	G			No		0.05	0.03			0.02									No
Spirit Recognition	#1	99	10/16/2012	No	G			No		0.05	0.17			0.05									No
STEMCELLS, INC.	#1	53	10/17/2012	No	G		500	No	0.005	0.02	0.071	0.02	0.05	0.162		0.01							No
Stop & Shop Supermarket #704	#1	82	3/5/2012	No	G			No													94		No
Stop & Shop Supermarket #704	#1	82	6/1/2012	No	G			No													110		No
Stop & Shop Supermarket #704	#1	82	9/17/2012	No	G			No													100		No
Stop & Shop Supermarket #704	#1	82	9/17/2012	No	G			No													100		No
Stop & Shop Supermarket #704	#1	82	12/17/2012	No	G			No													100		No
Stop & Shop Supermarket #710	#1	82	3/5/2012	No	G			No													99		No
Stop & Shop Supermarket #710	#1	82	6/1/2012	No	G			No													120		No
Stop & Shop Supermarket #710	#1	82	9/21/2012	No	G			No													49		No
Stop & Shop Supermarket #710	#1	82	12/4/2012	No	G			No													71		No
Stop & Shop Supermarket #712	#1	82	3/5/2012	No	G			No													78		No
Stop & Shop Supermarket #712	#1	82	6/1/2012	No	G			No													110		No
Stop & Shop Supermarket #712	#1	82	9/7/2012	No	G			No													56		No
Stop & Shop Supermarket #712	#1	82	12/4/2012	No	G			No													120		No
Stuart Manufacturing, LLC	#1	49	4/18/2012	No	G			No		0.005	0.196			0.165									No
Suburban Contract Cleaning	#1	99	5/23/2012	No	G			No													46.7		No
Suburban Contract Cleaning	#1	99	11/20/2012	No	G			No													9.68		No
Sunshine Market	#1	81	8/9/2012	No	G			No													1		No
Tastex Corporation	#1	23	5/9/2012	No	G		875	No									76	2			1.7		No
Tastex Corporation	#1	23	10/23/2012	No	G	1110		No									62	2			0.5		No
Tavernias Grille	#1	71	9/26/2012	No	G			No													0		No
Tavernias Grille	#1	71	9/26/2012	No	G			No													0		No
Teknor Apex - Mendon	#1	37	1/12/2012	No	G			No													3.7		No
Teknor Apex - Mendon	#1	37	4/12/2012	No	G			No													14		No
Teknor Apex - Mendon	#1	37	7/12/2012	No	G			No													5.8		No
Teknor Apex - Mendon	#1	37	10/11/2012	No	G			No													9.9		No
Teknor Apex Co.	#1	27	3/28/2012	No	C	72000		No	0.004	0.005	0.033	0.04		0.599							5.2		No
Teknor Apex Co.	#1	27	4/5/2012	No	C	25700		No	0.004	0.005	0.021	0.04		0.82							6.2		No
Teknor Apex Co.	#1	27	6/5/2012	No	C	4800		No	0.004	0.007	0.079	0.04		0.407							9.9		No
Teknor Apex Co.	#1	27	7/12/2012	No	G		20000	No	0.004	0.005	0.073	0.04	0.01	0.314		0.01					6.4		No
Teknor Apex Co.	#1	27	8/9/2012	No	C	21500		No	0.004	0.006	0.188	0.04		1.17							7.3		No
Teknor Apex Co.	#1	27	9/14/2012	No	G		20000	No	0.004	0.005	0.088	0.04	0.01	0.591		0.02					3		No
Teknor Apex Co.	#1	27	10/10/2012	No	C	19100		No	0.005	0.005	0.082	0.04		0.762							6.1		No
Teknor Apex Co.	#1	27	12/3/2012	No	G	60600		No	0.004	0.005	0.02	0.04		0.695							10		No
Teknor Apex Co.	#2	27	1/12/2012	No	G		860	No											0.35		31		No
Teknor Apex Co.	#2	27	3/5/2012	No	G		1150	No												0.1	5.5		No
Teknor Apex Co.	#2	27	5/2/2012	No	G		4740	No												0.21	7.1		No
Teknor Apex Co.	#2	27	7/19/2012	No	G		760	No												0.295	7		No
Teknor Apex Co.	#2	27	9/5/2012	No	G		3040	No												0.065	1.6		No
Teknor Apex Co.	#2	27	11/9/2012	No	G		500	No												0.086	2.5		No
Teknor Apex Co.	#3	27	4/5/2012	No	G		400	No													0.066		No
Teknor Apex Co.	#3	27	10/10/2012	No	G		1000	No												0.01			No

**Bucklin Point
Non-Significant User
Compliance Monitoring Results - 2012**

Company	Sample Location	Category	Sample Date	NBC Sample	Type	Flow	Volume	CDF	Cd	Cr	Cu	Pb	Ni	Zn	Cn	Ag	BOD	TSS	TTO	Total O & G	Other Parameters	Violation	
Texcel Industries, Inc.	#1	23	10/17/2012	No	G		20	No	0.004		0.05	0.029		0.22						18		No	
Texcel, Inc.	#1	71	4/23/2012	No	G		20	No						0.8								No	
Texcel, Inc.	#1	71	4/23/2012	No	G		20	No	0.007		0.26	0.222	0.055								31		No
The Car Store, Inc.	#1	97	4/2/2012	No	G			No													5		No
The Car Store, Inc.	#1	97	10/3/2012	No	G	358860		No													34.2		No
The Evans Company, Inc.	#1	21	4/23/2012	No	G			No		0.05	0.39		0.07	0.04							15.4		No
The Evans Company, Inc.	#1	21	10/31/2012	No	G			No		0.05	0.07		0.04	0.01							6.2		No
The Evans Company, Inc.	#2	21	4/23/2012	No	G			No		0.05	0.18		0.04	0.05							46.5		No
The Evans Company, Inc.	#2	21	10/31/2012	No	G			No		0.05	0.04		0.04	0.01							69.1		No
The Family Dentist, Inc.	#2	94	7/25/2012	No	G			No								0.041							No
The French Tarte LLC	#1	81	12/12/2012	No	G			No													12		No
The INSCO Group	#1	99	4/2/2012	No	G	132		No	0.01	0.02	0.02	0.025	0.05	0.516		0.01					5		No
The INSCO Group	#1	99	10/2/2012	No	G	140		No	0.01	0.02	0.251	0.028	0.05	0.05		0.01					8		No
The Newport Deck	#1	85	4/23/2012	No	G			No													29		No
The Newport Deck	#1	85	10/21/2012	No	G	52		No													7.5		No
The Stop & Shop Supermarket Co. LLC	#1	82	3/5/2012	No	G			No													62		No
The Stop & Shop Supermarket Co. LLC	#1	82	6/1/2012	No	G			No													93		No
The Stop & Shop Supermarket Co. LLC	#1	82	9/7/2012	No	G			No													100		No
The Stop & Shop Supermarket Co. LLC	#1	82	12/17/2012	No	G			No													93		No
University Oral & Maxil. - School Street	#1	94	4/9/2012	No	G			No								0.02							No
University Oral & Maxil. - School Street	#1	94	10/4/2012	No	G			No								0.02							No
Walter R. Shaghalian D.M.D.	#1	94	4/24/2012	No	G		25	No								0.01							No
Walter R. Shaghalian D.M.D.	#1	94	10/2/2012	No	G		25	No								0.01							No
Water Works Car Wash	#1	97	1/13/2012	No	G	2		No													10.2		No
Water Works Car Wash	#1	97	7/29/2012	No	G	22		No													167		Yes
Water Works Car Wash	#1	97	10/25/2012	No	G	4		No													5.9		No
Water Works Car Wash	#1	97	11/1/2012	No	G	2		No													3.9		No
Water Works Car Wash	#1	97	11/8/2012	No	G	2		No													2.5		No
Water Works Car Wash	#1	97	11/15/2012	No	G	1		No													16.1		No
Xelapan Bakery and Convenience	#1	81	2/16/2012	No	G			No													60.2		No
Xelapan Bakery and Convenience	#1	81	8/8/2012	No	G			No													60.4		No

ATTACHMENT VOLUME II

SECTION 7

***SURVEILLANCE MANHOLE
MONITORING DATA AND LEGEND***

COMPLIANCE MONITORING LEGEND

Parameter Legend

Cd = Cadmium

Cr = Chromium

Cu = Copper

Pb = Lead

Ni = Nickel

Ag = Silver

Zn = Zinc

CN = Cyanide

Hg = Mercury

Mo = Molybdenum

As = Arsenic

Sn = Tin

VOC = Volatile Organic Compounds

Se = Selenium

O & G = Oil and Grease

BOD = Biochemical Oxygen Demand

TSS = Total Suspended Solids

TTO = Total Toxic Organics

TRC = Total Residual Chlorine

***SURVEILLANCE MANHOLE
MONITORING DATA
AND LEGEND***

FIELD'S POINT

**Field's Point
Manhole Legend - 2012**

MANHOLE #	PROVIDENCE
0	Field's Point Influent
1	Ernest Street Pump Station Wet Well
01A	Allens Avenue Interceptor
01B	Ernest Street Pump Station (Ellenfield Street Interceptor)
01C	Ernest Street Pump Station (Diversion Structure)
01D	Ernest Street Pump Station (Ellenfield Interceptor/Diversion Structure Combination)
2	Washington Park Pump Station
3	Shipyards Street
04A	D.S. Armbrust International - Chapman Street
04B	U.S. Armbrust International - Chapman Street
05A	D.S. Danecraft / Alan Jewelry - Baker Street
05B	U.S. Danecraft / Alan Jewelry - Baker Street
06A	Baker Street
06B	Baker Street
7	Ellenfield Street
07A	D.S. 85 Ellenfield Street
07B	U.S. 85 Ellenfield Street
08A	D.S. Ira Green - Toronto Street
08B	U.S. Ira Green - Toronto Street
09A	D.S. Technodic, U.S. Providence Chain & Beaucraft - Georgia Ave.
09B	U.S. Technodic - Georgia Avenue
09c	U.S. Technodic - Georgia Avenue
10A	D.S. Providence Chain & Beaucraft - Georgia Avenue
11A	D.S. Monarch Metal Finishing - Virginia Avenue
12A	D.S. Formerly C&C Rhode Island - Virginia Avenue
12B	U.S. Formerly C&C Rhode Island - Virginia Avenue
13A	D.S. Mahr Federal
13B	U.S. Mahr Federal
14A	D.S. 82 Aldrich Street
14B	U.S. 82 Aldrich Street
15A	Hylestead Street
15B	Hylestead Street
16A	Blundell Street
16B	Blundell Street
17A	D.S. Univar USA - Field's Point Drive
18A	Spooner Street
19A	D.S. Eddy Street At Wyatt
19B	U.S. Eddy Street Between Oxford And Mutual
20A	D.S. R.E. Sturdy - Seymour Street
21A	D.S. 60 Seymour Street - Warren Way
22A	D.S. Northland Environmental - Allens Avenue
22B	Allens Avenue And Blackstone Street
22C	U.S. Of Henderson Street On Allens Avenue
23A	D.S. Ideal Plating - Public Street

**Field's Point
Manhole Legend - 2012**

MANHOLE #	PROVIDENCE
23B	U.S. Ideal Plating - Public Street
24A	D.S. Herff Jones - Temple Street
24B	U.S. Herff Jones - Temple Street
25A	D.S. 908 Eddy Street
25B	U.S. 908 Eddy Street
28A	Eddy Street
28B	Eddy Street
29A	Willard Avenue
29B	Willard Avenue
30A	
30B	
31A	D.S. Formerly Victory Finishing Technology - Eddy Street
31B	U.S. Formerly Victory Finishing Technology - Globe Street
31C	U.S. Formerly Victory Finishing Technology - Eddy Street
32A	D.S. Dominion Energy - Manchester Street
33A	Pine Street
33B	Pine Street
34A	D.S. Clayton Company - Clifford Street
34B	U.S. Clayton Company - Clifford Street
36A	Chestnut Street
36B	Chestnut Street
37A	Ship Street
37B	Ship Street
38A	Elm Street
38B	Chestnut Street
39A	D.S. Former Regal Plating - Chestnut Street
39B	U.S. Former Regal Plating - South Street
40A	South Street
40B	South Street
41A	Parsonage Street
42A	D.S. 45 Borden Street - Crary Street
42B	U.S. 45 Borden Street - Crary Street
43A	D.S. Former Esposito Jewelry - Dupont Dr.
43B	U.S. Former Esposito Jewelry - Dupont Dr.
44A	D.S. T. Sardelli - Dupont Dr.
44B	U.S. T. Sardelli - Dupont Dr.
45A	D.S. C&J Jewelry - Dupont Dr.
45B	U.S. C&J Jewelry - Dupont Dr.
46A	D.S. 88 Niantic Avenue - Dupont Dr.
47A	D.S. Park Lane / Colibri - Niantic Ave.
47B	U.S. Park Lane / Colibri - Niantic Ave.
48A	D.S. Uncas Manufacturing - Niantic Ave.
48B	U.S. Uncas Manufacturing - Niantic Ave.
49A	Salem St.

**Field's Point
Manhole Legend - 2012**

MANHOLE #	PROVIDENCE
49B	Salem St.
50A	D.S. Industrial Park (Dupont Dr. & Niantic Ave.) Burrington St.
50B	D.S. Esposito and Sardelli - Dupont Drive
50C	D.S. C & J and Park Lane/Colibri - Dupont Drive
51	D.S. Everybody On PR5 Except Ind. Park - Huntington St.
52A	D.S. New England Ind. - Melrose St.
52B	U.S. New England Ind. - Potters Ave.
53A	D.S. Surface Coatings - Plymouth St.
53B	U.S. Surface Coatings - Plymouth St.
54A	Cranston St.
54B	Cranston St.
55A	Bellevue Ave.
55B	Bellevue Ave.
56A	D.S. Spencer Plating, U.S D&D Chrome - Dexter St.
56B	U.S. Spencer Plating - Dexter St.
56C	Dexter St.
57A	D.S. 43 Bucklin St.
57B	U.S. 43 Bucklin St.
58A	D.S. Allied Business Forms - Bucklin St.
58B	U.S. Allied Business Forms - Bucklin St.
59A	D.S. Pilgrim Screw - Dexter St.
59B	U.S. Pilgrim Screw - Dexter St.
59C	Dexter St.
60A	D.S. Austin Metal Finishing - Sprague St.
60B	U.S. Austin Metal Finishing - Sprague St.
61A	D.S. Klitzner Industries - Westfield St.
61B	U.S. Klitzner Industries - Westfield St.
62A	D.S. Prov. Journal (Fountain St) - Fountain St.
62B	U.S. Prov. Journal (Fountain St) - Fountain St.
63A	D.S. Prov. Journal (Prod. Facility) - Kinsley Ave.
63B	U.S. Prov. Journal (Prod. Facility) - Kinsley Ave.
64A	D.S. 30 Desoto St.
65A	D.S. International Chromium Plating - Addison Place
65B	U.S. International Chromium Plating - Addison Place
66A	Erickson Place
68A	D.S. 335 Valley St.
68B	U.S. 335 Valley St.
69A	D.S. Eagle Plating - Aurora St.
69B	U.S. Eagle Plating - Aurora St.
69C	
69D	
70A	D.S. A&F Plating & Universal Plating - River Ave.
70B	U.S. A&F Plating & Universal Plating - River Ave.
71A	D.S. 555 Valley - Hemlock St.

**Field's Point
Manhole Legend - 2012**

MANHOLE #	PROVIDENCE
71B	U.S. 555 Valley - Hemlock St.
72A	Drive Way Of 350 Kinsley Ave. Mill Complex
72B	Kinsley Ave.
73A	D.S. U.S. General Plating - Harris Ave.
73B	U.S. 586 Atwells Ave - Harris Ave.
73C	D.S. General Plating - Harris Ave.
74A	Curtis St.
75A	U.S. Umicore - Sims St.
75B	D.S. Umicore, U.S. Oster Alloys & Callico Metals - Sims St.
75C	D.S. Oster Alloys & Callico Metals, U.S. Eastern Wire Prod. - Sims St.
75D	D.S. Eastern Display Acquisition - Sims St.
76A	Olneyville Drainage District - Valley St.
77A	D.S. Atlantic Mills Complex - Manton Ave.
77B	U.S. Atlantic Mills Complex - Manton Ave.
78A	Delaine Street
79A	D.S. Genesis Marketing Group - Agnes St.
79B	U.S. Genesis Marketing Group - Magnolia St.
79C	U.S. D & L Sales
79D	D.S. D & L Sales
80A	D.S. Apex Plating - Hartford Ave.
80B	U.S. Apex Plating - Hartford Ave.
81A	D.S. Contract Specialities - Hartford Ave.
81B	U.S. Contract Specialities - Hartford Ave.
82A	King Phillip St.
82B	King Phillip St.
83A	D.S. 50 Valley St.
83B	U.S. 50 Valley St.
84A	D.S. 415 Valley St.
84B	U.S. 415 Valley St.
85A	Spruce Street
85B	Spruce Street
86A	D.S. Wal-Kar Engraving - West Park St.
86B	U.S. Wal-Kar Engraving - West Park St.
87A	D.S. 69 Bath St.
87B	U.S. 69 Bath St.
88A	West River St.
88B	West River St.
89A	D.S. Home Depot Charles St.
89B	U.S. Home Depot- Charles St.
90A	D.S. Drew Easton Company - Whipple St.
90B	U.S. Drew Easton Company - Whipple St.
91A	D.S. Fashion Accents - Nashua St.
91B	U.S. Fashion Accents - Nashua St.
92A	D.S. Eastern Color & Chemical - Livingston St.

**Field's Point
Manhole Legend - 2012**

MANHOLE #	PROVIDENCE
92B	U.S. Eastern Color & Chemical - Livingston St.
93A	D.S. GCI - Touro St.
93B	U.S. GCI - Touro St.
94A	D.S. JRB Associates - Silver Spring St.
94B	U.S. JRB Associates - Silver Spring St.
94C	D.S. JRB Associates And Royal Little Drive- Silver Spring St.
95A	Branch Ave.
95B	Branch Ave.
96A	D.S. 812 Charles St.
96B	U.S. 812 Charles St.
97A	D.S. H&M industries - Douglas Ave.
97B	U.S. H&M industries - Douglas Ave.
98A	D.S. Electrolizing - Houghton Street
100A	D.S. International Etching - Ninigret Ave.
100B	U.S. International Etching - Ninigret Ave.
101A	D.S. EBA Inc., dba Kadak Jewelry - Meadow St.
101B	U.S. EBA Inc., dba Kadak Jewelry - Meadow St.
102A	D.S. 409 Pine Street - Pine St.
102B	U.S. 409 Pine Street - Pine St.
103	India Street Siphon
103A	India Street At South Water St.
104A	Valley Street At Amhearst
105A	D.S. Atamian - Silver Spring St.
106A	D.S. Sage Mfg. - Dexter St.
106B	U.S. Sage Mfg, D.S. D&D Chrome. - Dexter St.
107A	D.S. 15 Clarkson St.
107B	U.S. 15 Clarkson St.
108A	Washington St. Near Knight
109A	D.S. Mutual Metals - Corliss Street
109B	U.S. Mutaul Metals - Corliss Street
170A	D.S. 70 Royal Little Drive
170B	U.S. 70 Royal Little Drive
175A	D.S. RIPTA - Melrose Street
175B	U.S. RIPTA - Melrose Street
180A	D.S. Style Accessories - Acorn Street
180B	U.S. Style Accessories - Acorn Street
190	U.S. Manton Meter (Providence / Johnston Line)
193A	D.S. J.C. Gorham
193B	U.S. J.C. Gorham
200	South of Pumping Location @ Canada Pond
181A	D.S. International Insignia - Carolina Avenue
181B	U.S. International Insignia - Carolina Avenue
194	India Point Siphon
195	Davis Park

**Field's Point
Manhole Legend - 2012**

MANHOLE # PROVIDENCE

196	Branch Avenue at Silver Spring under Bridge
197	Dorrance and Dyer on Sidewalk
200	US Redwing St - West Side of Tracks
201	South of Reservoir - West Side of Tracks
500	Plainfield Street at Gifford Street
501	Plainfield Street before Webster
502	Duneford and Plainfield Street
503	Webster and plainfield
202A	DS Kirks Folly on Chapman St,
202B	US Kirks Folly on chapman st.
203A	DS Crisloid
203B	US Crisloid
204A	DS Metallurgical Solutions
204B	US Metallurgical Solutions

MANHOLE # JOHNSTON

110A	D.S. 178 George Waterman Ave.
110B	U.S. 178 George Waterman Ave.
111A	D.S. G. Tanury - Railroad Ave.
111B	U.S. G. Tanury - Railroad Ave.
112A	D.S. 2 Putnam Avenue - Railroad Ave.-
112B	U.S. 2 Putnam Avenue - Putnam Pike
113A	D.S. 1 Goldsmith Street
114A	D.S. 770 Hartford Ave.
114B	U.S. 770 Hartford Ave.
115A	D.S. 7 Victory Avenue - Oakdale Ave.
116A	D.S. E & M Enterprises Ltd. - Dyerville Ave.
116B	U.S. E & M Enterprises Ltd. - Dyerville Ave.
117A	D.S. Alviti Tool & Die - Dyerville Ave.
117B	U.S. Alviti Tool & Die - Hedley St.
118A	D.S. 1284 Plainfield St.
118B	U.S. 1284 Plainfield St.
119A	D.S. Designs International - Hartford Ave.
119B	U.S. Designs International - Hartford Ave.
120	Plainfield Street, Johnston between School and Willow Street
120A	D.S. Calco Plating - Plainfield St.
120B	U.S. Calco Plating - Plainfield St.
122A	D.S. Eastern Screw, U.S. Unique Plating - Mill St.
122B	D.S. Unique Plating, U.S. AG&G - Mill St
122C	D.S. AG&G, Unique & Eastern Screw - Mill St.
123A	D.S. Difruscia - Starr St.
123B	U.S. Difruscia Plating - Starr St.
124A	D.S. Tri-Jay - Industrial Lane

**Field's Point
Manhole Legend - 2012**

MANHOLE # JOHNSTON

124B	U.S. Tri-Jay - Industrial Lane
125A	D.S. Tri-Jay - Industrial Lane Pump Station
126A	Plainfield Street At Pocassett Street
127A	D.S. ToolCraft/Rumart - Hartford Avenue
127B	U.S. ToolCraft/RuMart D.S. KB Surfaces - Hartford Avenue
127C	U.S. KB Surfaces - Hartford Avenue

MANHOLE # NORTH PROVIDENCE

150A	D.S. Induplate, Evans Plating - Steere St.
151A	D.S. Induplate - Waterman Avenue at Woodcliffe
151B	U.S. Induplate - Waterman Avenue at Sawin
151C	U.S. Induplate - Greystone Avenue
153A	D.S. Evan's Plating - North Prov. - Waterman Ave.
153B	U.S. Evan's Plating - North Prov. - Waterman Ave.
154A	D.S. Alpha Plating & Metallizing - Humbert St.
154B	U.S. Alpha Plating & Metallizing - Humbert St.
155A	Charles Street
155B	Charles Street
156A	D.S. A. Harrison - Hurdis Street
156B	U.S. A. Harrison - Hurdis Street
157A	Douglas Avenue
157B	Douglas Avenue
158A	D.S. Fernando Originals - Woonasquatucket Ave.
158B	U.S. Fernando Originals - Woonasquatucket Ave.
159A	D.S. Lee's Manufacturing - Smith Street
159B	U.S. Lee's Manufacturing - Smith Street
161A	D.S. 2 Tag Drive - Tag Drive
161B	U.S. 2 Tag Drive - Tag Drive
165	639 Smithfield Road
166	7 Joyce Street
250A	Catch Basin In Parking Lot Of 1825 Mineral Spring Ave.
250B	Catch Basin At Corner Of Mineral Spring Ave. & Hawthorne St.
167	D.S. Aro-Sac / Karoway Polishing - Warren Avenue

**Field's Point
Manhole Legend - 2012**

MANHOLE #	SANITARY MANHOLES
S01	Regent Avenue at Huron
S02	Pearl Street
S03	New York Avenue
S04	Academy Avenue
S05	Farm Street
S06	Pleasant Valley Parkway & River Avenue
S07	Linton Street
S08	Borden Avenue
S09	Governor Street
S10	River Road
S11	Roanike Street
S12	Belmont Street
S13	Gruptone Street
S14	Teakwood Drvie
S15	Wood Street
S16	Chapin Street
S17	Ohio Avenue
S18	Mark Drive at Gillen Avenue
S19	California Avenue
S20	Gillen Avenue
S21	South Larchmont
S22	791 Meadow Street DS Gillen Avenue at #42
S23	792 Meadow Street at Gillen Avenue
S24	180 Indiana Avenue
S25	Melrose at Sumter
S26	167 Vermont Avenue
S27	Manchester at Farm Road
S28	Ambrose Street
S29	Florence Street
S30	Vermont Avenue
S31	Gillen Avenue at Ambrose
S32	Gillen Avenue at Florence
S33	Ellery Street
S34	Oak Street
S35	India at South Main Street
S36	Brook at India
S37	Whittier
S38	Webb Street
S39	Gillen Avenue at Lincoln
S40	Ambrose Street at Borah
S41	Bellevue Avenue
S42	Ford Street
S43	Washington Avenue

**Field's Point
Manhole Data - 2012**

Manhole #	Date	Cd	Cr	Cu	Pb	Ni	Ag	Zn	CN	pH	O & G	TTO	Comments
F01B	5/17/2012	0.015	0.075	0.087	0.075	0.050	0.025	0.181	0.006	7.3			As = 1.8 ppb
F02	5/17/2012	0.015	0.075	0.054	0.075	0.050	0.025	0.191	0.019	7.2			As = 1.31 ppb
F04A	6/14/2012	0.015	0.075	0.128	0.075	0.083	0.037	0.158		6.8			
F04A	11/29/2012	0.015	0.075	0.103	0.075	0.133	0.027	0.079	0.007	7.1			
F04B	6/14/2012	0.015	0.075	0.052	0.075	0.301	0.025	0.072		7.3			
F04B	11/28/2012												No Sample
F07	7/7/2012	0.015	0.075	0.118	0.075	0.050	0.082	0.101	0.032	7.1			
F08A	4/26/2012	0.015	0.075	0.585	0.075	0.084	0.025	0.138	0.024	6.5			
F08A	11/1/2012	0.015	0.075	0.074	0.075	0.050	0.025	0.060	0.035	7.2			
F08B	4/26/2012	0.015	0.075	0.020	0.075	0.050	0.025	0.060	0.004	6.7			
F08B	11/1/2012	0.015	0.075	0.020	0.075	0.050	0.025	0.060	0.006	8.8			
F09A	1/26/2012	0.015	0.612	0.144	0.075	0.050	0.020	0.275	0.051	7.1			
F09A	3/1/2012	0.015	0.075	0.064	0.075	0.050	0.025	0.185	0.007	7.5			
F09A	4/12/2012	0.015	0.092	0.035	0.075	0.050	0.025	0.060	0.019	7.1			
F09A	12/13/2012	0.015	0.557	0.170	0.075	0.050	0.025	0.483	0.014	7.1			
F09B	1/26/2012	0.015	0.075	1.455	0.075	0.050	0.020	3.450	0.005	7.3			
F09B	3/1/2012	0.018	0.075	6.378	0.358	0.055	0.025	19.480	0.005	7.0			
F09B	4/12/2012	0.015	0.075	0.875	0.098	0.050	0.025	1.984	0.008	7.9			
F09B	12/13/2012	0.015	0.075	0.829	0.075	0.050	0.025	2.460	0.004	8.1			
F09C	4/12/2012	0.015	0.075	0.136	0.075	0.050	0.025	0.260	0.005	8.2			
F09C	12/13/2012	0.015	0.075	0.051	0.075	0.050	0.025	0.093	0.004	7.7			
F100	2/2/2012	0.015	0.075	0.058	0.075	0.025	0.025	0.185	0.004	6.7			
F100A	8/9/2012	0.015	0.075	0.020	0.075	0.050	0.025	0.060	0.000	6.7			
F100A	12/13/2012	0.015	0.075	0.027	0.075	0.050	0.025	0.063	0.004	7.1			
F100B	2/1/2012												No Sample
F100B	8/8/2012												No Sample
F100B	12/12/2012												No Sample
F106A	8/23/2012	0.015	0.075	0.030	0.075	0.050	0.025	0.153	0.004	6.9			
F10A	4/12/2012	0.015	0.100	0.038	0.075	0.050	0.025	0.065	0.007	7.5			
F111A	2/9/2012	0.015	0.075	0.491	0.075	5.553	0.042	0.247	0.015	6.1			
F111A	3/29/2012	0.015	0.078	0.660	0.075	8.780	0.048	0.225	0.026	6.1			
F111A	9/6/2012	0.015	0.075	1.250	0.075	4.270	0.036	0.262	0.031	10.5			
F111B	2/9/2012	0.015	0.075	0.050	0.075	0.050	0.025	0.097	0.004	6.1			
F111B	2/9/2012	0.015	0.075	0.050	0.075	0.050	0.025	0.097	0.004	6.1			
F111B	3/29/2012	0.015	0.075	0.020	0.075	0.050	0.025	0.060	0.004	6.7			
F111B	9/6/2012	0.015	0.075	0.020	0.075	0.050	0.025	0.060	0.005	7.0			
F116A	5/31/2012	0.015	0.075	0.254	0.075	0.050	0.020	0.201		6.7			
F116A	7/26/2012	0.015	0.075	0.039	0.075	0.050	0.050	0.025	0.004	6.8			
F116B	5/31/2012	0.015	0.075	0.061	0.075	0.050	0.020	0.104		7.3			
F116B	7/26/2012	0.015	0.075	0.034	0.075	0.050	0.025	0.060	0.004	7.1			
F117A	7/26/2012	0.015	0.075	0.097	0.075	0.050	0.025	0.167	0.004	6.9			

**Field's Point
Manhole Data - 2012**

Manhole #	Date	Cd	Cr	Cu	Pb	Ni	Ag	Zn	CN	pH	O & G	TTO	Comments
F117B	7/26/2012	0.015	0.075	0.103	0.075	0.050	0.025	0.306	0.004	7.2			
F11A	1/26/2012	0.015	0.086	1.190	0.075	0.589	0.041	0.946	0.241	7.3			
F11A	4/12/2012	0.015	0.088	1.040	0.075	0.654	0.025	1.697	0.090	7.2			
F11A	12/13/2012	0.015	0.088	0.817	0.075	0.652	0.297	0.582	0.694	8.3			
F120	7/7/2012	0.015	0.075	0.094	0.075	0.050	0.025	0.245	0.006	5.1			
F122A	1/12/2012	0.015	0.075	0.072	0.075	0.050	0.025	0.116	0.005	8.1			
F122A	2/23/2012	0.015	0.075	0.084	0.075	0.050	0.025	0.071	0.006	7.4			
F122A	11/13/2012	0.015	0.075	0.188	0.075	0.050	0.025	0.228	0.004	6.8			
F122B	1/12/2012	0.015	0.075	0.047	0.075	0.102	0.025	0.060	0.016	7.4			
F122B	2/23/2012	0.015	0.075	0.154	0.075	0.136	0.025	0.239	0.005	6.6			
F122B	11/13/2012	0.015	0.075	0.037	0.075	0.050	0.025	0.064	0.004	7.4			
F122C	1/12/2012	0.015	0.075	0.026	0.075	0.050	0.025	0.060	0.005	6.2			
F122C	2/23/2012	0.015	0.075	0.248	0.075	0.076	0.025	0.958	0.009	6.7			
F122C	11/13/2012	0.015	0.075	0.106	0.075	0.050	0.025	0.187	0.004	5.2			
F123A	1/12/2012	0.015	0.137	0.908	0.075	0.219	0.025	0.497	0.008	7.3			
F123A	11/13/2012	0.015	0.075	0.305	0.075	0.251	0.025	0.534	0.004	6.7			
F123B	1/12/2012	0.015	0.075	0.039	0.075	0.050	0.025	0.149	0.007	8.1			
F124A	9/6/2012	0.015	0.075	0.373	0.075	0.098	0.025	0.268	0.049	7.0			
F124B	2/23/2012	0.015	0.075	0.020	0.075	0.050	0.025	0.060	0.004	7.2			
F124B	9/6/2012	0.015	0.075	0.037	0.075	0.050	0.025	0.092	0.004	6.9			
F125A	2/23/2012	0.015	0.075	0.465	0.075	0.279	0.048	0.499	0.065	7.2			
F125A	7/7/2012	0.015	0.075	0.022	0.075	0.050	0.025	0.074	0.008	6.8			
F127A	5/31/2012	0.015	0.075	0.026	0.075	0.050	0.025	0.060		6.9			
F127B	5/31/2012	0.015	0.075	0.021	0.075	0.050	0.025	0.060		7.1			
F12A	1/19/2012	0.015	0.531	0.965	0.075	0.809	0.025	0.408	0.046				
F12A	1/24/2012	0.015	0.167	0.259	0.075	0.143	0.025	0.247	0.015	7.7			
F12A	1/26/2012	0.015	0.075	0.280	0.075	0.081	0.025	0.265	0.006	7.3			
F12B	1/19/2012	0.015	0.075	0.458	0.075	0.624	0.025	0.250	0.008	8.1			
F12B	1/24/2012	0.015	0.075	0.551	0.075	0.772	0.025	0.257	0.068	7.9			
F12B	1/26/2012	0.015	0.075	0.852	0.075	1.068	0.025	0.305	0.110	7.7			
F151A	2/9/2012	0.015	7.573	0.209	0.080	1.045	0.025	12.930	0.009	7.4			
F151B	2/9/2012	0.015	0.075	0.034	0.075	0.050	0.025	0.060	0.004	6.7			
F151B	3/29/2012	0.015	0.558	0.119	0.075	0.065	0.025	0.824	0.004	6.4			
F153A	2/9/2012	0.015	1.179	0.104	0.075	0.174	0.020	1.450	0.006	7.3			
F153A	3/29/2012	0.015	0.718	0.211	0.075	0.139	0.025	1.261	0.116	6.6			
F153B	2/9/2012	0.015	1.320	0.072	0.075	0.180	0.025	2.279	0.006	7.2			
F153B	3/29/2012	0.015	0.842	0.171	0.075	0.118	0.025	1.230	0.004	6.8			
F156A	5/31/2012	0.015	0.075	0.049	0.680	0.050	0.025	0.166		7.2			
F156A	11/8/2012	0.015	0.075	0.084	0.075	0.050	0.025	0.322	0.004	7.1			
F156B	5/31/2012	0.015	0.075	0.020	0.075	0.050	0.025	0.060		6.9			
F156B	11/8/2012	0.000	0.003	0.026	0.003	0.002	0.012	0.079	0.004	7.3			

**Field's Point
Manhole Data - 2012**

Manhole #	Date	Cd	Cr	Cu	Pb	Ni	Ag	Zn	CN	pH	O & G	TTO	Comments
F181A	4/26/2012	0.015	0.075	1.702	0.075	1.544	0.025	0.479	0.020	6.9			
F181A	11/1/2012	0.015	0.075	1.390	0.075	1.290	0.025	0.350	0.018	7.5			
F181B	4/25/2012												No Sample
F181B	10/31/2012												No Sample
F194	5/17/2012	0.015	0.075	0.046	0.075	0.050	0.025	0.089	0.005	7.1			As = 1.26 ppb
F194	5/17/2012	0.015	0.075	0.071	0.095	0.050	0.025	0.142	0.005	7.1			As = 1.95 ppb
F195	5/17/2012	0.015	0.075	0.038	0.075	0.050	0.025	0.131	0.580	7.0			As = 0.58 ppb
F197	5/17/2012	0.015	0.075	0.071	0.075	0.099	0.025	0.166	0.005	7.0			As = 0.81 ppb
F202A	4/11/2012												No Sample
F202A	4/12/2012	0.015	0.075	0.605	0.124	0.050	0.025	0.245	0.006	8.0			
F202A	10/18/2012	0.015	0.075	0.173	0.075	0.050	0.025	0.475	0.008	7.9			
F202B	10/17/2012												No Sample
F203A	8/9/2012	0.015	0.075	0.216	0.075	0.050	0.030	0.588	0.005	7.3			
F203B	8/9/2012	0.015	0.075	0.352	0.075	0.050	0.025	0.463	0.004	6.9			
F204A	8/6/2012	0.015	0.075	0.075	0.075	0.050	0.025	0.069	0.003	7.0			
F204B	8/8/2012												No Sample
F20A	1/26/2012	0.015	0.075	1.100	0.075	0.301	0.087	0.111	0.014	7.1			
F20A	8/23/2012	0.015	0.075	1.700	0.075	0.373	0.162	0.140	0.033	6.8			
F23A	4/26/2012	0.015	0.178	0.846	0.075	0.745	0.025	0.974	0.039	6.3			
F23A	9/6/2012	0.015	0.287	0.484	0.075	0.513	0.025	0.194	0.005	7.0			
F23B	4/26/2012	0.015	0.147	0.372	0.081	0.069	0.025	1.304	0.014	7.2			
F23B	9/6/2012	0.015	0.075	0.020	0.075	0.050	0.025	0.076	0.004	6.1			
F24A	5/10/2012	0.015	0.075	0.384	0.075	0.050	0.066	0.177	0.004	8.8			
F24A	11/1/2012	0.015	0.075	0.399	0.075	0.050	0.288	0.091	0.004	7.2			
F24B	5/10/2012	0.015	0.075	0.032	0.075	0.050	0.025	0.098	0.005	6.8			
F24B	11/1/2012	0.015	0.075	0.027	0.075	0.050	0.025	0.075	0.005	6.5			
F34A	3/15/2012	0.015	0.075	0.061	0.075	0.050	0.025	0.153	0.009	7.5			
F34B	3/15/2012												No Sample
F43A	5/10/2012	0.021	0.136	2.850	0.346	0.253	0.581	5.622	0.030	6.0			
F43B	5/10/2012	0.015	0.075	0.148	0.075	0.050	0.025	0.292	0.004	6.8			
F44A	7/7/2012	0.015	0.075	0.050	0.075	0.050	0.025	0.105	0.004	7.1			
F45A	2/2/2012	0.015	0.075	0.089	0.075	0.050	0.056	0.074	0.004	6.3			
F45A	7/7/2012	0.015	0.075	0.088	0.075	0.050	0.197	0.400	0.022	7.2			
F45A	8/23/2012	0.015	0.075	0.028	0.075	0.050	0.025	0.060	0.004	7.1			
F45B	2/2/2012	0.015	0.075	0.025	0.075	0.050	0.025	0.060	0.004	6.2			
F45B	8/23/2012	0.015	0.075	0.053	0.075	0.050	0.025	0.061	0.004	7.2			
F48A	2/2/2012	0.015	0.075	0.020	0.075	0.050	0.025	0.060	0.004	6.6			
F51	7/7/2012	0.015	0.075	0.040	0.075	0.050	0.025	0.168	0.004	6.9			
F53A	5/10/2012	0.015	0.075	0.043	0.075	0.120	0.025	0.105	0.055	7.5			
F53B	5/10/2012	0.015	0.075	0.229	0.075	0.050	0.025	1.577	0.009	7.6			
F59A	8/23/2012	0.015	0.075	0.047	0.075	0.050	0.025	0.203	0.004	7.2			

**Field's Point
Manhole Data - 2012**

Manhole #	Date	Cd	Cr	Cu	Pb	Ni	Ag	Zn	CN	pH	O & G	TTO	Comments
F59B	8/23/2012	0.015	0.075	0.062	0.075	0.050	0.025	0.232	0.004	6.8			
F60A	6/14/2012	0.015	0.075	0.021	0.075	0.050	0.025	0.076		6.8			
F60A	11/29/2012	0.015	0.197	0.075	0.075	0.133	0.025	0.277	0.004	8.1			
F60B	6/14/2012	0.015	0.075	0.077	0.075	0.050	0.025	0.265		6.4			
F60B	11/29/2012	0.015	0.075	0.027	0.075	0.050	0.025	0.060	0.004	8.0			
F65A	2/23/2012	0.015	2.184	0.032	0.075	0.075	0.025	0.090	0.008	6.5			
F65A	10/4/2012	0.040	0.856	0.411	0.504	0.241	0.025	1.580	0.007	7.7			
F69A	3/15/2012	0.015	0.075	0.020	0.075	0.050	0.025	0.100	0.005	7.7			
F69A	10/18/2012	0.015	0.075	0.023	0.075	0.050	0.025	0.077	0.006	7.2			
F69B	3/15/2012	0.015	0.075	0.020	0.075	0.050	0.025	0.060	0.004	7.1			
F69B	10/18/2012	0.015	0.075	0.020	0.075	0.050	0.025	0.060	0.006	6.8			
F73A	10/4/2012	0.015	0.075	0.020	0.075	0.050	0.025	0.060	0.008	7.3			
F73B	10/4/2012	0.015	0.075	0.020	0.075	0.050	0.025	0.060	0.006	7.0			
F73C	10/4/2012	0.015	0.075	0.020	0.075	0.050	0.025	0.060	0.006	6.8			
F75A	10/4/2012	0.015	0.075	0.020	0.075	0.050	0.025	0.060	0.004	6.3			
F75B	3/1/2012	0.015	0.075	0.025	0.075	0.050	0.025	0.097	0.005	7.1			
F75B	10/4/2012	0.015	0.075	0.027	0.075	0.050	0.025	0.065	0.004	6.8			
F75C	3/1/2012	0.015	0.075	0.024	0.075	0.050	0.025	0.120	0.005	7.5			
F78A	2/9/2012	0.015	0.075	0.034	0.075	0.050	0.025	0.065	0.005	6.2			
F78A	5/17/2012	0.015	0.075	0.037	0.075	0.050	0.025	0.192	0.005	7.1			AS = 0.7 ppb
F78A	7/7/2012	0.015	0.075	0.054	0.075	0.050	0.025	0.146	0.006	6.8			
F81A	7/26/2012	0.015	0.075	0.026	0.075	0.050	0.025	0.060	0.004	7.0			
F81B	7/26/2012	0.015	0.075	0.107	0.143	0.050	0.025	0.234	0.007	7.6			
F92A	6/14/2012	0.015	0.075	0.041	0.075	0.050	0.025	0.084		6.5			
F92A	11/29/2012	0.015	0.075	0.036	0.075	0.050	0.025	0.081	0.008	7.3			
F92B	6/14/2012	0.015	0.075	0.020	0.075	0.050	0.025	0.060		7.0			
F92B	11/29/2012	0.015	0.075	0.034	0.075	0.050	0.025	0.061	0.016	7.2			
F94A	3/15/2012	0.015	0.075	0.210	0.075	0.050	0.033	0.178	0.009	6.8			
F94A	10/18/2012	0.015	0.075	3.040	0.076	0.075	0.327	0.592	1.280	7.6			
F94B	3/15/2012	0.015	0.075	0.046	0.075	0.050	0.025	0.090	0.005	7.1			
F94B	10/18/2012	0.015	0.075	0.020	0.075	0.050	0.025	0.060	0.004	7.1			
FS01	3/15/2012	0.000	0.003	0.021	0.010	0.003	0.000	0.122	0.004				BOD = 269.4 ppm Hg = 35.8 ppt As = 0.56 ppb Mo = 0.87 ppb Se = 0.62 ppb TSS = 316 ppm

**Field's Point
Manhole Data - 2012**

Manhole #	Date	Cd	Cr	Cu	Pb	Ni	Ag	Zn	CN	pH	O & G	TTO	Comments
FS02	10/18/2012	0.000	0.006	0.020	0.005	0.088	0.000	0.088	0.004	7.2			BOD = 218.42 ppm Hg = 37.5 ppt As = 0.626 ppb Mo = 0.873 ppb Se = 0.7227 ppb TSS = 80 ppm
FS03	5/10/2012	0.000	0.008	0.050	0.023	0.009	0.001	0.198	0.008	7.8			BOD = 315.4 ppm Hg = 105 ppt As = 2.87 ppb Mo = 2 ppb Se = 0.55 ppb TSS = 502 ppm
FS04	10/4/2012	0.000	0.001	0.007	0.004	0.001	0.000	0.038	0.004	7.3			BOD = 56.6 ppm Hg = 21.1 ppt As = 0.406 ppb Mo = 0.3413 ppb Se = 0.7257 ppb TSS = 72 ppm
FS05	11/29/2012	0.001	0.018	0.002	0.011	0.056	0.001	0.056	0.005	7.1			BOD = 114.35 ppm Hg = 87.4 ppt As = 0.7223 ppb Mo = 1.086 ppb Se = 0.6833 ppb TSS = 132 ppm
FS07	11/13/2012	0.000	0.001	0.010	0.012	0.001	0.000	0.057	0.004	6.7			BOD = 13.97 ppm Hg = 7.16 ppt As = <0.3 ppb Mo = 0.4783 ppb Se = <0.5 ppb TSS = 14 ppm
FS13	3/29/2012	0.000	0.001	0.014	0.003	0.001	0.000	0.050	0.004	6.7			BOD = 120.7 ppm Hg = 10.7 ppt As = <0.3 ppb Mo = 0.31 ppb Se = <0.5 ppb TSS = 94 ppm

**Field's Point
Manhole Data - 2012**

Manhole #	Date	Cd	Cr	Cu	Pb	Ni	Ag	Zn	CN	pH	O & G	TTO	Comments
FS14	2/9/2012	0.000	0.000	0.015	0.001	0.001	0.000	0.036	0.004	6.5			BOD = 325.6 ppm Hg = 48.8 ppt As = 0.92 ppb Mo = 1.03 ppb Se = 1.19 ppb TSS = 226 ppm
FS16	2/23/2012	0.000	0.001	0.027	0.005	0.002	0.000	0.088	0.005	7.4			BOD = 247.4 ppm Hg = 23.7 ppt As = 0.6 ppb Mo = 0.85 ppb Se = 0.57 ppb TSS = 88 ppm
FS17	8/23/2012	0.000	0.001	0.027	0.011	0.003	0.004	0.161		6.9			BOD = 493.7 ppm Hg = 28.1 ppt As = 0.4950 ppb Mo = 0.87 ppb Se = <0.5 ppb TSS = 486 ppm
FS19	2/2/2012	0.000	0.001	0.030	0.011	0.003	0.000	0.129	0.004	6.3			BOD = 325.6 ppm Hg = 48.8 ppt As = 0.92 ppb Mo = 1.03 ppb Se = 1.19 ppb TSS = 226 ppm
FS20	5/31/2012	0.000	0.001	0.024	0.003	0.005	0.000	0.062		6.9			BOD = 142.51 ppm Hg = 19.1 ppt As = <0.2 ppb Mo = 0.51 ppb Se = <0.5 ppb TSS = 150 ppm
FS21	1/12/2012	0.000	0.001	0.008	0.001	0.001	0.000	0.033	0.006	6.6			BOD = 88.4 ppm Hg = 4.71 ppt As = 0.44 ppb Mo = <0.3 ppb Se = <0.5 ppb TSS = 28 ppm

**Field's Point
Manhole Data - 2012**

Manhole #	Date	Cd	Cr	Cu	Pb	Ni	Ag	Zn	CN	pH	O & G	TTO	Comments
FS24	1/26/2012	0.000	0.001	0.026	0.008	0.003	0.000	0.129	0.005	6.8			BOD = 491 ppm Hg = 37.3 ppt As = 0.570 ppb Mo = 1.09 ppb Se = 0.700 ppb TSS = 480 ppm
FS24	11/1/2012	0.000	0.002	0.069	0.032	0.006	0.000	0.351	0.004	7.2			BOD = 568.3 ppm Hg = 94.8 ppt As = 0.6437 ppb Mo = 1.568 ppb Se = 0.9537 ppb TSS = 944 ppm
FS26	8/9/2012	0.000	0.001	0.014	0.008	0.002	0.001	0.076	0.001	7.0			BOD = 236 ppm Hg = 22.1 ppt As = 0.5347 ppb Mo = 0.6857 ppb Se = <0.5 ppb TSS = 72 ppm
FS27	9/6/2012	0.000	0.001	0.037	0.001	0.003	0.001	0.090	0.004	7.3			BOD = 184.7 ppm Hg = 15.6 ppt As = 0.415 ppb Mo = 0.628 ppb Se = 0.57 ppb TSS = 130 ppm
FS30	12/13/2012	0.000	0.001	0.020	0.006	0.002	0.000	0.097	0.006	7.5			BOD = 151.82 ppm Hg = 35.9 ppt As = 0.367 ppb Mo = 0.6813 ppb Se = <0.5 ppb TSS = 146 ppm
FS31	11/8/2012	0.000	0.001	0.048	0.002	0.002	0.000	0.128	0.004	7.6			BOD = 298.66 ppm Hg = 40.1 ppt As = 0.5637 ppb Mo = 1.146 ppb Se = 0.7687 ppb TSS = 230 ppm
FS34	6/14/2012	0.000	0.002	0.027	0.028	0.004	0.000	0.265		4.2			As = 0.8263 ppb Mo = 1 ppb Se = <0.5 ppb

**Field's Point
Manhole Data - 2012**

Manhole #	Date	Cd	Cr	Cu	Pb	Ni	Ag	Zn	CN	pH	O & G	TTO	Comments
FS37	7/26/2012	0.000	0.002	0.034	0.025	0.004	0.005	0.159	0.004	7.8			BOD = 453.12 ppm Hg = 49.2 ppt As = 0.5317 ppb Mo = 1.08 ppb Se = <0.7043 ppb TSS = 350 ppm
FS41	4/12/2012	0.000	0.002	0.022	0.009	0.003	0.001	0.107	0.011	7.1			BOD = 308.2 ppm Hg = 16.9 ppt As = 0.69 ppb Mo = 0.7 ppb Se = <0.5 ppb TSS = 126 ppm
FS42	4/26/2012	0.000	0.000	0.007	0.006	0.001	0.000	0.051	0.004	6.8			BOD = 143.1 ppm Hg = 16 ppt As = <0.3 ppb Mo = 0.59 ppb Se = <0.5 ppb TSS = 70 ppm
FS43	3/1/2012	0.000	0.002	0.069	0.080	0.004	0.000	0.278	0.007	6.8			BOD = 418.8 ppm Hg = 84.9 ppt As = 0.9 ppb Mo = 1.51 ppb Se = 0.56 ppb TSS = 504 ppm
L130107	6/14/2012											0.864	
L130107	6/14/2012	0.040	0.227	0.005	1.100	1.130	3.446	2.820		6.5		0.864	
Q160008	6/7/2012	0.015	0.075	0.044	0.075	0.050	0.025	0.077		7.3			
Q170031	6/7/2012	0.015	0.075	0.020	0.075	0.050	0.025	0.060		7.2			

***SURVEILLANCE MANHOLE
MONITORING DATA
AND LEGEND***

BUCKLIN POINT

**Bucklin Point
Manhole Legend - 2012**

MANHOLE # BUCKLIN POINT TREATMENT PLANT

01 Combined influent at plant
02 Influent BVI
03 Influent EPI

MANHOLE # EAST PROVIDENCE

05A U.S. 54 Taylor Street
05B D.S. 54 Taylor Street
06A U.S. 275 Ferris Avenue
06B D.S. 275 Ferris Avenue
07A U.S. Interplex Metals - Ferris Avenue
07B D.S. Interplex Metals - Ferris Avenue
08 Narragansett Park Drive
09 Narragansett Park Drive
10A U.S. 320 Narragansett Park Drive
10B D.S. 320 Narragansett Park Drive
11A U.S. Fuji - Massasoit Avenue
11B D.S. Fuji - Massasoit Avenue
12A U.S. Evans Findings Company, Inc. - Eastern Avenue
12B D.S. Evans Findings Company, Inc. - Eastern Avenue
13A US Impco - DS A&J Mold Dexter Street
13B DS Impco - Dexter Street Near pump Station
13C US A&J Mold Dexter Street
14A U.S. Aspen Aerogels - Center of driveway directly after the guard shack
14B D.S. Aspen Aerogels - Parking lot toward rear of the building near telephone pole #21-8
15A U.S. Gripnail - Dexter Road
15B D.S. Gripnail - Dexter Road

MANHOLE # PAWTUCKET

20 BVI at the entrance to the Landfill on Nassau Street
21A D.S. Former Slater Screen Print, Slater Dye Works - School Street
21B U.S. Former Slater Screen Print, Slater Dye Works - School Street
22A Prospect Street
22B Prospect Street
23 School Street behind Boy's Club (BVI & MVI)
24A MVI at the Seekonk Syphon
24B BVI at the Seekonk Syphon
25A U.S. Denison Pharmaceuticals - Dunnell Lane
25B D.S. Denison Pharmaceuticals - Dunnell Lane
26A U.S. Hord Corporation - York Avenue
26B D.S. Hord Corporation - York Avenue
27A U.S. Angelica Textile Services - Glenwood Avenue
27B D.S. Angelica Textile Services - Glenwood Avenue
28A U.S. Microfibres - Zarts parking lot in corner next to river
28B D.S. Esten Ave. w/overflow from Microfibres -Zarts parking lot in field next to Moshassuck St.
28C D.S. Microfibres - Moshassuck Street
29A U.S. 245 Esten Avenue
29B D.S. 245 Esten Avenue
30A Esten Avenue at Vale Street
30D Esten Avenue at Patterson Avenue
30E Esten Avenue at Utton Avenue
30B U.S. Accent Plating - Esten Avenue
30C D.S. Accent Plating - Esten Avenue
31A U.S. Former Vitrus Inc. (881 Main) - Main Street
31B D.S. Former Vitrus Inc. (881 Main) - Warren Avenue
32A U.S. Former CHN Anodizing - Patterson Avenue
32B D.S. Former CHN Anodizing - Patterson Avenue
33A U.S. Bunge - Colfax Street

**Bucklin Point
Manhole Legend - 2012**

MANHOLE #	PAWTUCKET
33B	U.S. Bunge - Concord Street
33C	D.S. Bunge (first manhole) - Concord Street
33D	D.S. Bunge (second manhole) - Concord Street
33E	D.S. Bunge manhole in EMI Pawtucket Power parking lot US Pawtucket Power
33F	D.S. EMI Pawtucket Power, Bunge- Concord Street
34	D.S. Providence Metallizing, Levin Plating, National Ring Traveler - San Antonio Way & Grotto
36A	U.S. Former Levin Plating - Mineral Spring Avenue
36B	D.S. Former Levin Plating - Mineral Spring Avenue
37A	U.S. Providence Metallizing - Mineral Spring Avenue
37B	D.S. Providence Metallizing - Mineral Spring Avenue
37C	D.S. San ANtonio Way - Grotto Avenue
38A	U.S. Summit Manufacturing & Darlene Jewelry - Pine Street
38B	D.S. Summit Manufacturing & Darlene Jewelry - Pine Street
39A	U.S. Summit Manufacturing - Waverly Place
39B	D.S. Summit Manufacturing - Waverly Place
40A	U.S. former Nulco Manufacturing - Lloyd Street
40B	D.S. former Nulco Manufacturing - Lloyd Street
41A	U.S. Bliss Manufacturing - Bacon Street at Moss Street
41B	D.S. Bliss Manufacturing - Bacon Street at Lake Street
42A	U.S. Union Wadding - Dexter Street
42B	D.S. Union Wadding - Dexter Street
43	D.S. George H. Fuller & Son - Front Street
44A	U.S. Truex - Nye Street
44B	D.S. Truex - Nye Street
45	D.S. 36 Freeman Street
46A	U.S. 86 Harris Street
46B	D.S. 86 Harris Street
47	Narragansett Park Drive
48A	Narragansett Park Drive
48B	Narragansett Park Drive Bldg. 19 Parking Lot
49A	U.S. Former Honeywell Sensing & Controls - Narragansett Park Drive
49B	D.S. Former Honeywell Sensing & Controls - Narragansett Park Drive
50A	U.S. 95 Grand Ave. - Carter Street
50B	D.S. 95 Grand Ave. - Carter Street
51A	U.S. 95 Grand Ave. - Carter Street
51B	D.S. 95 Grand Ave. - Carter Street
52A	U.S. New England Linen - Rhode Island Avenue
52B	D.S. New England Linen - Rhode Island Avenue
53	Moshassuck Street
54A	U.S. Darlene Group - Pine Street
54B	D.S. Darlene Group - Park Place
60	Mineral Spring Street Before Lorraine
61	Lorraine Street
62	484 Mineral Spring
63	Owen Avenue and Fairlawn Avenue
64	San Antonio Way
65	DS Providence Metallizing Grotto Avenue near Pole 16
66A	U.S. Agar Machining
66B	D.S. Agar Machining
67A	U.S. WT Wilson
67B	D.S. WT Wilson
68A	U.S. Antaya tech. Schofield
68B	D.S. Antaya Tech. Schofield
70A	US harris Industries and Conrad Jarvis Mill Building - Conant street
70B	Outside Harris Industries/Conrad Jarvis Mill Building
70C	Outside Harris Industries/Conrad Jarvis Mill Building
70D	DS Harris Industries and Conrad Jarvis Mill Building - Conant Street

**Bucklin Point
Manhole Legend - 2012**

MANHOLE #	CENTRAL FALLS
	MVII, MVI2, BVI1, BVI2, and BVI3
70A	Roosevelt Avenue
70B	Roosevelt Avenue
71	Roosevelt Avenue
72A	U.S. Charisma Creations - Broad Street
72B	D.S. Charisma Creations - Broad Street
73A	U.S. Murdock Webbing - Foundry Street
73B	D.S. Murdock Webbing - Foundry Street
74	D.S. Former Liberty Plating (6 Chace) - Chace's Place
75A	U.S. Osram Sylvania - Hunt Street
75B	D.S. Osram Sylvania - Hunt Street

MANHOLE #	LINCOLN
	BVI5, BVI7 and BVI9
90	Davies High School Pump Station (Field's Point)
90A	D.S. CCRI - Old Louisquisset Pike (Field's Point)
90B	U.S. Lincoln Park - Old Louisquisset Pike (Field's Point)
90C	D.S. Lincoln Park - Old Louisquisset Pike (Field's Point)
91	D.S. everyone in the Lincoln Industrial Parks NewEngland Way
92A	U.S. Tanury Industries - New England Way
92B	D.S. Tanury Industries U.S. Chemart Co. - New England Way
92C	D.S. Tanury Industries, Chemart Co. - New England Way
92D	U.S. 1 New England Way
92E	D.S. 1New England Way
93	Wellington Road
94A	U.S. Richline group - Carol Drive
94B	D.S. Richline group - Carol Drive
94C	U.S. Vennerbeck Stern-Leach - Carol Drive
94D	D.S. Vennerbeck Stern-Leach - Carol Drive
94E	Manhole perpendicular to Carol Drive
95A	U.S. Materion Technical Materials Inc. - Wellington Road
95B	D.S. Materion Technical Materials Inc. U.S. General Cable - Wellington Road
95C	D.S. General Cable, Technical Materials Inc. - Wellington Road
96	D.S. Liquid Blue - Crownmark Drive
97A	U.S. A.T. Cross - George Washington Highway
97B	D.S. A.T. Cross - George Washington Highway
98A	Old River Road
98B	New River Road
99	George Washington Highway Pump Station
100	Septage Receiving Station - manhole downstream of venturi tank
101A	U.S. AAI/Foster Grant - George Washington Highway
101B	D.S. AAI/Foster Grant - George Washington Highway
102A	U.S. Stackbin - Powder Hill Road
102B	D.S. Stackbin Powder Hill Road
103A	U.S. Vital Diagnostics
103B	D.S. Vital Diagnostics

**Bucklin Point
Manhole Legend - 2012**

MANHOLE #	CUMBERLAND
120A	U.S. Ronald Pratt - Industrial Road
120B	D.S. Ronald Pratt Company, U.S NES - Industrial Road
120C	D.S. NES, D.S Ronald Pratt - Industrial Road
120D	Driveway at FedEx - Industrial Road
121A	U.S. BVI
121B	D.S. BVI
122A	U.S. Former KIK - Martin Street
122B	D.S. Former KIK, U.S. Environmental Compliance Systems - Martin Street
122C	D.S. 30 Martin Street Mill - Martin Street
123	D.S. Teknicote - Cumberalnd - Titus Street
124A	D.S. Cintas
124B	U.S Cintas D.S. Tedor Pharma
124C	U.S. Tedor Pharma
125	D.S Tiffany - Maple Ridge Drive
126	D.S. HP Services - Scenic View Drive
	U.S. Bill's Auto Parts - Macondray Street
	D.S. Bill's Auto Parts - Macondray Street

MANHOLE #	SANITARY MANHOLES
S01	Highland Street- Pawtucket
S02	Sayles Avenue - Pawtucket
S03	Bridal & Suffolk Way - Lincoln
S04	Countryside Drive - Lincoln
S05	Weeden & Lockwood - East Providence
S06	Coyle Avenue - Pawtucket
S07	Overland Avenue - Pawtucket
S08	Floral Park Boulevard - Pawtucket
S09	Legion Drive - Pawtucket
S10	Ridgewood Road - Pawtucket
S11	Don Avenue - East Providence
S12	Jenks Avenue - Central Falls
S13	Erica at Bridle - Lincoln
S14	Overland at Atwood - Pawtucket
S15	Bridle at Erica - Lincoln
S16	Floral Drive at Woodhaven - Pawtucket
S17	Oregon Avenue at Byron Avenue - Pawtucket
S18	Manistee at Miles Avenue - Pawtucket
S19	Burke and Darlingdale - Pawtucket
S20	Darlingdale - Pawtucket
S21	Cameron and Norris - Pawtucket
S22	Buclin Street - Pawtucket
S23	163 West Forest Avenue - Pawtucket
S24	Gates Avenue at Benjamin Street - Pawtucket
S25	Verdon - Pawtucket
S26	85 Maderia Avenue - Central Falls

**Bucklin Point
Manhole Data - 2012**

Manhole #	Date	Cd	Cr	Cu	Pb	Ni	Ag	Zn	CN	pH	O & G	TTO	Comments
B07A	5/24/2012	0.015	0.075	0.049	0.075	0.050	0.020	0.190	0.004	6.4			
B07B	5/24/2012	0.015	0.075	0.037	0.075	0.050	0.020	0.074	0.004	7.1			
B08	6/28/2012	0.015	0.075	0.020	0.075	0.050	0.020	0.111	0.008	6.1			
B08	9/22/2012	0.015	0.075	0.067	0.075	0.050	0.025	0.270		7.7			
B08	9/27/2012	0.015	0.075	0.023	0.075	0.050	0.025	0.092	0.003	6.5			
B08	10/11/2012	0.015	0.075	0.061	0.075	0.050	0.025	0.289	0.007	6.7			
B08	10/25/2012	0.015	0.075	0.032	0.075	0.050	0.025	0.125	0.004	6.8			
B08	11/8/2012	0.015	0.075	0.020	0.075	0.050	0.025	0.060	0.006	6.6			
B08	12/27/2012	0.015	0.075	0.042	0.075	0.050	0.025	0.135	0.008	7.1			
B102B	5/3/2012	0.015	0.075	0.049	0.075	0.050	0.025	0.071	0.004	7.9			
B103A	5/3/2012	0.015	0.075	0.143	0.075	0.050	0.025	0.060	0.044	9.1			
B103B	5/3/2012	0.015	0.075	0.130	0.075	0.050	0.025	0.113	0.004	8.9			
B120A	4/5/2012	0.015	0.075	0.075	0.075	0.050	0.025	0.141	0.004	7.2			
B120A	11/21/2012	0.015	0.075	0.026	0.075	0.050	0.025	0.060	0.005	7.2			
B120B	4/5/2012	0.015	0.075	0.389	0.075	0.284	0.025	0.129	0.005	7.4			
B120B	11/21/2012	0.015	0.075	0.063	0.075	0.050	0.025	0.097	0.004	7.6			
B123	1/19/2012	0.015	0.075	0.125	0.075	0.050	0.025	0.270	0.007	8.5			
B123	2/16/2012	0.015	0.075	0.082	0.075	0.050	0.020	0.590	0.004	7.8			
B123	12/6/2012	0.015	0.075	0.128	0.075	0.050	0.025	0.313	0.007	7.0			
B124A	1/5/2012	0.015	0.075	0.177	0.075	0.050	0.025	0.232	0.004	8.7			
B124A	7/19/2012	0.015	0.075	0.052	0.075	0.050	0.025	0.321	0.004	7.4			
B124A	11/21/2012	0.015	0.075	0.120	0.075	0.076	0.025	0.576	0.006	7.8			
B124B	1/5/2012	0.015	0.075	0.073	0.075	0.050	0.025	0.106	0.004	8.9			
B124B	11/21/2012	0.015	0.075	0.070	0.075	0.050	0.025	0.094	0.004	8.3			
B124C	1/5/2012	0.015	0.075	0.219	0.075	0.050	0.025	0.419	0.004	8.1			
B124C	7/19/2012	0.015	0.075	0.134	0.075	0.050	0.025	0.357	0.004	7.3			
B124C	11/21/2012	0.015	0.075	0.093	0.075	0.050	0.025	0.347	0.004	7.7			
B125	1/5/2012	0.015	0.075	0.070	0.075	0.050	0.025	0.060	0.004	8.1			
B125	8/30/2012	0.015	0.075	0.146	0.075	0.050	0.051	0.076	0.004	8.0			
B126	7/19/2012	0.015	0.122	0.439	0.075	0.099	0.025	1.560	0.024	7.1			
B126	11/21/2012	0.015	0.075	0.125	0.075	0.050	0.025	0.241	0.005	9.0			
B13A	1/19/2012	0.015	0.075	0.082	0.075	0.050	0.025	0.191	0.006	9.1			
B13A	8/2/2012	0.015	0.124	0.648	0.104	0.066	0.025	1.160	0.008	7.3			
B13B	1/19/2012	0.015	0.075	0.020	0.075	0.050	0.025	0.060	0.005	7.9			
B13B	8/2/2012	0.015	0.075	0.020	0.075	0.050	0.025	0.060	0.016	7.1			
B13C	1/19/2012	0.015	0.075	0.089	0.075	0.050	0.025	0.343	0.006	9.1			
B13C	8/2/2012	0.015	0.075	0.141	0.075	0.050	0.025	0.389	0.004	8.6			
B14A	6/7/2012	0.015	0.075	0.194	0.075	0.050	0.025	0.135		7.0			
B14A	6/7/2012	0.015	0.075	0.292	0.075	0.050	0.025	0.501		6.5			
B15B	8/2/2012	0.015	0.075	0.106	0.075	0.050	0.025	0.302	0.004	8.9			
B25A	3/8/2012	0.015	0.075	0.069	0.075	0.050	0.025	0.147	0.006	7.1			
B25A	4/5/2012	0.015	0.075	0.055	0.075	0.050	0.025	0.164	0.026	8.0			

**Bucklin Point
Manhole Data - 2012**

Manhole #	Date	Cd	Cr	Cu	Pb	Ni	Ag	Zn	CN	pH	O & G	TTO	Comments
B25B	3/8/2012	0.015	0.075	0.031	0.075	0.050	0.025	0.119	0.030	7.0			
B25B	4/5/2012	0.015	0.075	0.020	0.075	0.050	0.025	0.092	0.004	8.1			
B26A	6/21/2012	0.015	0.075	0.033	0.075	0.050	0.048	0.117		6.6			
B26A	12/20/2012	0.015	0.075	0.020	0.075	0.050	0.025	0.060	0.007	7.1			
B26B	6/21/2012	0.015	0.075	0.020	0.075	0.050	0.025	0.060		7.1			
B26B	12/20/2012	0.015	0.075	0.020	0.075	0.050	0.025	0.060	0.008	7.3			
B27A	12/5/2012												No Sample
B27A													No Sample
B27B	3/22/2012	0.015	0.075	0.045	0.075	0.050	0.025	0.417	0.005	7.2			
B27B	12/6/2012	0.015	0.075	0.069	0.075	0.050	0.025	0.317	0.010	10.1			
B28A	3/22/2012	0.015	0.075	0.071	0.075	0.050	0.025	0.214	0.008	6.7			
B28C	3/22/2012	0.015	0.075	0.044	0.075	0.050	0.025	0.117	0.004	6.9			
B28C	4/19/2012	0.015	0.075	0.238	0.075	0.050	0.025	0.231	0.004	7.5			
B28C	8/16/2012	0.015	0.075	0.042	0.075	0.050	0.025	0.109	0.004	6.9			
B30B	3/22/2012	0.015	0.075	0.276	0.075	0.050	0.025	0.185	0.008	6.7			
B30C	3/22/2012	0.015	0.075	0.084	0.075	0.050	0.025	0.171	0.004	6.2			
B34	6/28/2012	0.015	0.075	0.039	0.075	0.050	0.025	0.078	0.004	6.6			
B34	9/20/2012	0.015	0.075	0.032	0.075	0.050	0.025	0.100	0.004	7.4			
B34	9/22/2012	0.015	0.075	0.121	0.075	0.050	0.025	0.114	0.003	7.4			
B34	9/27/2012	0.015	0.075	0.085	0.075	0.050	0.025	0.197	0.002	7.1			
B34	10/11/2012	0.015	0.075	0.060	0.075	0.050	0.025	0.147	0.004	6.7			
B34	10/25/2012	0.015	0.075	0.041	0.075	0.050	0.025	0.109		7.3			
B34	11/8/2012	0.015	0.075	0.052	0.075	0.050	0.025	0.159	0.004	7.0			
B34	12/27/2012	0.015	0.075	0.033	0.075	0.050	0.025	0.064	0.004	7.3			
B37A	8/16/2012	0.015	0.075	0.025	0.075	0.050	0.025	0.073	0.004	6.9			
B37B	8/16/2012	0.015	0.218	0.189	0.075	0.112	0.025	0.133	0.004	7.1			
B39A	6/21/2012	0.015	0.075	0.020	0.075	0.050	0.025	0.071		7.0			
B39A	6/21/2012	0.015	0.220	0.549	0.075	0.069	0.025	0.070		8.6			
B39A	10/11/2012	0.015	0.075	0.020	0.075	0.050	0.025	0.109	0.004	7.3			
B39A	12/20/2012	0.015	0.075	0.020	0.075	0.050	0.025	0.106	0.004	8.2			
B39A	12/20/2012	0.015	0.230	0.624	0.075	0.072	0.025	0.064	0.004	6.9			
B39B	10/11/2012	0.015	0.075	0.096	0.075	0.050	0.025	0.060	0.004	7.6			
B41A	4/5/2012	0.015	0.075	3.582	0.075	0.245	1.057	0.301	5.221	9.8			
B41A	5/24/2012	0.015	0.075	0.091	0.075	0.050	0.025	0.256	0.004	6.9			
B41B	4/5/2012	0.015	0.075	0.056	0.075	0.050	0.025	0.517	0.004	8.1			
B41B	5/24/2012	0.015	0.075	0.277	0.075	0.050	0.865	0.158	0.552	7.0			
B44A	6/7/2012	0.015	0.075	0.058	0.075	0.050	0.025	0.119		7.2			
B44A	12/20/2012	0.015	0.075	0.041	0.075	0.050	0.025	0.094	0.004	8.5			
B44B	6/7/2012	0.015	0.075	0.042	0.075	0.050	0.025	0.095		7.3			
B44B	12/20/2012	0.015	0.075	0.028	0.075	0.050	0.025	0.070	0.004	8.5			
B47	6/2/2012	0.015	0.075	0.152	0.075	0.050	0.025	0.119	0.056	6.9			
B47	9/14/2012	0.015	0.075	0.539	0.075	0.050	0.025	0.156	0.144	7.4			

**Bucklin Point
Manhole Data - 2012**

Manhole #	Date	Cd	Cr	Cu	Pb	Ni	Ag	Zn	CN	pH	O & G	TTO	Comments
B47	9/20/2012	0.015	0.075	0.583	0.075	0.050	0.025	0.534	0.095	7.5			
B47	9/22/2012	0.015	0.075	0.488	0.075	0.050	0.025	0.068	0.012	7.0			
B47	9/27/2012	0.015	0.075	0.401	0.075	0.050	0.025	0.098	0.098	7.4			
B47	10/11/2012	0.015	0.075	0.878	0.075	0.050	0.025	0.139	0.234	7.7			
B47	10/25/2012	0.015	0.075	0.113	0.075	0.050	0.025	0.103	0.055	7.6			
B47	11/8/2012	0.015	0.075	0.279	0.075	0.050	0.025	0.111	0.056	7.6			
B47	12/27/2012	0.015	0.075	0.299	0.075	0.050	0.025	0.133	0.057	6.3			
B52A	5/24/2012	0.015	0.075	0.057	0.075	0.050	0.025	0.125	0.004	7.8			
B52B	5/24/2012	0.015	0.075	0.070	0.075	0.050	0.025	0.199	0.008	8.0			
B54A	6/21/2012	0.015	0.075	0.056	0.075	0.050	0.025	0.148		7.0			
B54A	12/6/2012	0.015	0.075	0.052	0.075	0.050	0.025	0.160	0.004	7.5			
B54B	6/21/2012	0.015	0.075	0.041	0.075	0.050	0.025	0.120		6.6			
B54B	12/6/2012	0.015	0.075	0.050	0.075	0.050	0.025	0.159	0.004	7.6			
B68A	7/19/2012	0.015	0.075	0.201	0.106	0.050	0.025	0.317	0.004	7.0			
B68B	7/19/2012	0.015	0.075	0.158	0.075	0.050	0.025	0.274	0.004	7.1			
B70B	8/16/2012	0.015	0.075	0.037	0.075	0.050	0.025	0.159	0.004	7.0			
B70C	8/16/2012	0.052	0.075	0.047	0.142	0.050	0.025	0.240	0.004	7.1			
B70D	8/16/2012	0.074	0.075	0.032	0.075	0.050	0.025	0.111	0.004	7.2			
B72B	2/16/2012	0.015	0.075	0.046	0.075	0.050	0.025	0.186	0.006	7.7			
B72B	12/6/2012	0.015	0.075	0.089	0.075	0.050	0.025	0.159	0.006	7.8			
B73A	2/16/2012	0.015	0.075	0.143	0.075	0.082	0.025	0.087	0.004	7.2			
B73A	8/30/2012	0.015	0.075	0.064	0.075	0.050	0.025	0.140	0.004	6.3			
B73B	2/16/2012	0.015	0.075	0.108	0.075	0.050	0.025	0.238	0.005	8.1			
B73B	8/30/2012	0.015	0.075	0.068	0.075	0.050	0.025	0.281	0.004	6.8			
B75A	2/16/2012	0.015	0.075	0.021	0.075	0.050	0.025	0.102	0.004	8.1			
B75A	8/30/2012	0.015	0.075	0.020	0.075	0.050	0.025	0.060	0.004	7.0			
B75B	2/16/2012	0.015	0.075	0.020	0.075	0.050	0.025	0.104	0.004	7.8			
B75B	8/30/2012	0.015	0.075	0.020	0.075	0.050	0.025	0.060	0.004	7.1			
B91	6/28/2012	0.015	0.075	0.198	0.075	0.446	0.025	0.060	0.015	6.5			
B91	9/20/2012	0.015	0.075	0.592	0.075	1.260	0.036	0.060	0.013	7.5			
B91	9/22/2012	0.015	0.075	0.214	0.075	0.289	0.032	0.168	0.005	6.7			
B91	10/11/2012	0.015	0.075	0.288	0.075	0.232	0.027	0.074	0.012	7.4			
B91	10/25/2012	0.015	0.075	0.322	0.075	1.610	0.025	0.084	0.013	7.6			
B91	11/8/2012	0.015	0.075	0.134	0.075	0.220	0.030	0.061	0.008	7.6			
B91	12/27/2012	0.015	0.081	0.738	0.075	0.369	0.049	0.146	0.014	8.5			
B92A	9/13/2012	0.015	0.075	0.026	0.075	0.050	0.025	0.071	0.004	7.2			
B92A	12/27/2012	0.015	0.075	0.020	0.075	0.050	0.025	0.060	0.004	7.4			
B92B	3/8/2012	0.015	0.075	0.034	0.075	0.050	0.025	0.173	0.007	6.7			
B92B	9/13/2012	0.015	0.075	0.222	0.075	0.242	0.025	0.060	0.006	7.4			
B92B	12/27/2012	0.015	0.289	0.338	0.075	0.478	0.098	0.060	0.029	8.3			
B92C	3/8/2012	0.015	0.075	0.020	0.075	0.050	0.025	0.060	0.004	7.7			
B92C	9/13/2012	0.015	0.075	0.426	0.075	0.318	0.037	0.137	0.011	7.2			

**Bucklin Point
Manhole Data - 2012**

Manhole #	Date	Cd	Cr	Cu	Pb	Ni	Ag	Zn	CN	pH	O & G	TTO	Comments
B92C	12/27/2012	0.015	0.075	0.061	0.075	0.327	0.041	0.107	0.011	8.8			
B94A	5/3/2012	0.015	0.075	0.084	0.075	0.103	0.025	0.060	0.007	8.3			
B94A	10/25/2012	0.015	0.075	0.050	0.075	0.079	0.025	0.060	0.006	7.4			
B94B	5/3/2012	0.015	0.075	0.109	0.075	0.062	0.025	0.060	0.005	7.7			
B94B	10/25/2012	0.015	0.075	0.035	0.075	0.050	0.025	0.060	0.005	7.1			
B95A	4/19/2012	0.015	0.075	0.050	0.025	0.200	0.025	0.200	0.005	6.9			
B95A	9/20/2012	0.015	0.075	0.020	0.075	0.050	0.025	1.980	0.004	6.2			
B95B	4/19/2012	0.015	0.075	0.020	0.075	0.050	0.025	0.060	0.011	7.1			
B95B	9/20/2012	0.015	0.075	0.031	0.075	0.050	0.025	0.073	0.007	5.8			
B95C	4/19/2012	0.015	0.075	0.032	0.075	0.050	0.025	0.060	0.007	7.1			
B95C	9/20/2012	0.015	0.075	0.037	0.075	0.050	0.025	0.093	0.004	6.2			
B96	3/8/2012	0.015	0.075	0.384	0.075	0.050	0.025	0.077	0.012	9.2			
B96	5/3/2012	0.015	0.075	0.175	0.075	0.050	0.025	0.097	0.061	8.6			
B97A	1/5/2012	0.015	0.075	0.028	0.075	0.050	0.025	0.096	0.004	7.4			
B97A	4/19/2012	0.015	0.075	0.032	0.075	0.050	0.025	0.095	0.008	6.8			
B97B	1/5/2012	0.015	0.075	0.022	0.075	0.050	0.025	0.076	0.004	7.3			
B97B	3/8/2012	0.015	0.352	1.154	0.075	1.094	0.225	0.060	1.740	7.5			
B97B	4/19/2012	0.015	0.075	0.042	0.075	0.050	0.025	0.115	0.008	7.0			
BP190004	7/12/2012	0.015	0.075	0.058	0.075	0.050	0.025	0.082	0.004	7.4			
BP190005	7/12/2012	0.015	0.075	0.060	0.075	0.050	0.025	0.093	0.004	7.5			
BP250011	7/12/2012												No Sample
BP99	6/13/2012											0.368	
BP99	7/2/2012											600.300	
BP99	7/10/2012											0.401	
BP99	7/10/2012											19.490	
BS02	4/19/2012												No Sample
BS02	12/6/2012	0.000	0.002	0.059	0.003	0.012	0.000	0.103	0.004	8.3			Hg = 43.9 ppt As = 0.4173 ppb Mo = 0.92ppb Sn = <5 ppb Se = <0.5 ppb TSS = 162 ppm BOD = 191 ppm
BS03	5/3/2012	0.000	0.001	0.022	0.001	0.002	0.000	0.118	0.004	6.9			BOD = 231.2 ppm Hg = 33.5 ppt As = 0.4 ppb Mo = 0.84 ppb Sn = 20.6 ppb Se = 0.73 ppb TSS = 282 ppm

**Bucklin Point
Manhole Data - 2012**

Manhole #	Date	Cd	Cr	Cu	Pb	Ni	Ag	Zn	CN	pH	O & G	TTO	Comments
BS03	9/22/2012	0.000	0.001	0.025	0.003	0.002	0.000	0.115	0.006	7.7			Hg = 29.5 ppt As = 0.535 ppb Mo = 0.7510 ppb Sn = <5 ppb Se = 0.82 ppb TSS = 288 ppm
BS04	1/5/2012	0.000	0.001	0.014	0.001	0.002	0.000	0.074	0.004	6.8			BOD = 183 ppm Hg = 19.6 ppt As = 0.41 ppb Mo = 0.646 ppb Sn = <5.00 ppb Se = <0.5 TSS = 86 ppm
BS04	3/8/2012	0.000	0.000	0.007	0.000	0.002	0.000	0.026	0.004	7.0			BOD = 56.5 ppm Hg = 12.6 ppt As = 0.33 ppb Mo = 0.39 ppb Sn = <5.00 ppb Se = <0.5 ppb TSS = 59 ppm
BS06	6/21/2012	0.000	0.001	0.033	0.007	0.002	0.000	0.069		6.6			As = 0.4937 ppb Mo = 0.8007 ppb Sn = <5 ppb Se = <0.5 ppb
BS07	11/21/2012	0.000	0.001	0.027	0.004	0.002	0.000	0.077	0.004	7.3			Hg = 32.3 ppt As = 0.3957 ppb Mo = 3.02 ppb Sn = <5 ppb Se = <0.5 ppb TSS = 39 ppm BOD = 223.82 ppm
BS08	3/22/2012	0.000	0.002	0.046	0.010	0.003	0.001	0.155	0.004	7.0			BOD = 376.8 ppm Hg = 137 ppt As = 0.65 ppb Mo = 0.98 ppb Sn = <5 ppb Se = 0.64 ppb TSS = 446 ppm

**Bucklin Point
Manhole Data - 2012**

Manhole #	Date	Cd	Cr	Cu	Pb	Ni	Ag	Zn	CN	pH	O & G	TTO	Comments
BS09	8/16/2012	0.000	0.001	0.030	0.007	0.002	0.000	0.071	0.004	7.3			BOD = 124.53 ppm Hg = 28.6 ppt As = 0.7117 ppb Mo = 0.6487 ppb Sn = <5 ppb Se = <0.5 ppb TSS = 34 ppm
BS10	6/7/2012	0.000	0.001	0.019	0.004	0.051	0.000	0.051		7.3			As = 0.628 ppb Mo = 0.642 ppb Sn = <5 ppb Se = 0.6493 ppb
BS11	8/2/2012	0.001	0.003	0.088	0.025	0.003	0.002	0.200	0.004	7.1			BOD = 438.86 ppm Hg = 1370 ppt As = 0.5473 ppb Mo = 0.9070 ppb Sn = <5 ppb Se = <0.5 ppb TSS = 716 ppm
BS12	2/16/2012	0.000	0.002	0.100	0.021	0.005	0.004	0.176	0.008	8.6			BOD = 609.2 ppm Hg = 39.7 ppt As = 0.80 ppb Mo = 1.13 ppb Sn = 6.26 ppb Se = 1.22 ppb TSS = 365 ppm
BS12	8/30/2012	0.000	0.005	0.029	0.011	0.004	0.000	0.224		7.3			Hg = 110 ppt As = 0.6247 ppb Mo = 1.152 ppb Sn = <5 ppb Se = 0.562 ppb TSS = 194 ppm BOD = 55.4 ppm
BS13	9/20/2012	0.000	0.001	0.032	0.003	0.003	0.000	0.146	0.004	7.2			BOD = 392.6 ppm Hg = 30.8 ppt As = 0.6363 ppb Mo = 0.6987 ppb Sn = <5 ppb Se = 0.5987 ppb TSS = 568 ppm

**Bucklin Point
Manhole Data - 2012**

Manhole #	Date	Cd	Cr	Cu	Pb	Ni	Ag	Zn	CN	pH	O & G	TTO	Comments
BS14	9/13/2012	0.000	0.000	0.001	0.001	0.001	0.000	0.009	0.004	6.9			BOD = 31.03 ppm Hg = <2 ppt As = 0.5183 ppb Mo = 0.4680 ppb Sn = <5 ppb Se = <0.5 ppb TSS = 18 ppm
BS16	9/27/2012	0.000	0.001	0.029	0.008	0.002	0.000	0.090	0.003	7.2			Hg = 56 ppt As = 0.5407 ppb Mo = 0.6963 ppb Sn = <5 ppb Se = <0.5 ppb TSS = 224 ppm BOD = 268 ppm
BS17	10/11/2012	0.000	0.002	0.025	0.004	0.005	0.000	0.124	0.004	7.0			Hg = 38.5 ppt As = 0.5527 ppb Mo = 0.8933 ppb Sn = <5 ppb Se = <0.5 ppb TSS = 92 ppm BOD = 392.58 ppm
BS18	10/25/2012	0.000	0.002	0.030	0.013	0.003	0.001	0.139	0.009	6.8			Hg = 39.7 ppt As = 0.424 ppb Mo = 0.9237 ppb Sn = <5 ppb Se = 0.6003 ppb TSS = 192 ppm BOD = 350.58 ppm
BS19	7/19/2012	0.000	0.002	0.043	0.004	0.003	0.000	0.206	0.004	7.2			BOD = 301.9 ppm Hg = 59.2 ppt As = 1.464 ppb Mo = 1.104 ppb Sn = <5 ppb Se = 0.5657 ppb TSS = 284 ppm
BS21	12/20/2012	0.001	0.004	0.096	0.036	0.005	0.000	0.471	0.005	8.2			Hg = 115 ppt As = 0.6627 ppb Mo = 2.206 ppb Sn = <5 ppb Se = 1.002 ppb TSS = 572 ppm BOD = 132.6 ppm

**Bucklin Point
Manhole Data - 2012**

Manhole #	Date	Cd	Cr	Cu	Pb	Ni	Ag	Zn	CN	pH	O & G	TTO	Comments
BS23	4/5/2012	0.000	0.002	0.061	0.018	0.004	0.000	0.283	0.008	7.8			BOD = 413.2 ppm Hg = 85.2 ppt As = 0.65 ppb Mo = 1.58 ppb Sn = <5 ppb Se = 0.83 ppb TSS = 444 ppm
BS24	5/24/2012	0.000	0.001	0.096	0.002	0.002	0.000	0.059	0.004	6.7			BOD = 227.5 ppm Hg = 30.6 ppt As = 0.41 ppb Mo = 0.47 ppb Sn = <5 ppb Se = 0.73 ppb TSS = 220 ppm
BS26	1/19/2012	0.000	0.001	0.031	0.003	0.003	0.000	0.156	0.005	7.2			BOD = 478 ppm Hg = 26.8 ppt As = 0.72 ppb Mo = 0.904 ppb Sn = <5.00 ppb Se = 0.691 TSS = 290 ppm
M300010	7/13/2012	0.015	0.075	0.134	0.075	0.050	0.025	0.279	0.005	7.2			
P240047	7/13/2012	0.015	0.075	0.238	0.075	0.080	0.025	0.318	0.011	7.1			
Q180005	7/13/2012	0.015	0.075	0.057	0.075	0.050	0.025	0.115	0.010	7.4			
Q190008	7/13/2012	0.015	0.075	0.052	0.075	0.050	0.025	0.113	0.005	7.4			

ATTACHMENT VOLUME II

SECTION 8

***SUMMARY OF NOTICE OF
VIOLATION LETTERS ISSUED***

***SUMMARY OF NOTICE OF
VIOLATION LETTERS ISSUED***

FIELD'S POINT

Field's Point
Notices of Violations Issued - 2012

User Classification	Category	Company Name	Letter of Deficiency	Failure to Meet Standards	Failure to Submit Report	Report Not Signed	Notice of pH Violations	Failure to Immediately Report Violation	Failure to Satisfy NBC Requirements	Failure to Pay Permit Fee/Notice of Non-Payment	Average Limit Violation	Failure to Sample / Analyze All Parameters	Failure to Accurately Report Effluent Values	Failure to Report Pretreatment Equipment Failure	Discharge of Prohibited Material	Failure to Maintain Pretreatment System	Discharging without Permit
3	82	1302 MARKETPLACE	1	0	0	0	0	0	0	0	0	0	0	0	0	0	0
3	85	141 WESTMINSTER CORPORATION D/B/A DUNKIN DONUTS	0	0	0	0	0	0	0	0	0	0	0	0	0	0	0
3	86	144 BENEFIT STREET ASSOCIATES D/B/A THE OLD COURT BED & BREAKFAST	0	0	0	0	0	0	0	1	0	0	0	0	0	0	0
3	85	1460 GROUP D/B/A THE ICE HOUSE GRILL	0	0	0	0	0	0	0	2	0	0	0	0	0	0	0
3	85	1484 COMPANY LLC D/B/A DUNKIN DONUTS - MINERAL SPRING AVE., NP	0	0	0	0	0	0	0	0	0	0	0	0	0	0	0
3	85	244 WICKENDEN, INC. D/B/A Z BAR & GRILL	0	0	0	0	0	0	6	1	0	0	0	0	0	0	0
3	71	3 GRINGOS CANTINA	0	0	0	0	0	0	0	0	0	0	0	0	0	0	0
3	85	383 CORPORATION - FIRST FLOOR D/B/ADUNKIN DONUTS - TWIN RIVER	0	0	0	0	0	0	0	0	0	0	0	0	0	0	0
3	85	383 CORPORATION - SECOND FLOOR D/B/A DUNKIN DONUTS - TWIN RIVER	0	0	0	0	0	0	0	0	0	0	0	0	0	0	0
3	85	383 CORPORATION - THIRD FLOOR D/B/ADUNKIN DONUTS - TWIN RIVER	0	0	0	0	0	0	0	0	0	0	0	0	0	0	0
3	74	5 STAR RESTAURANT	0	0	0	0	0	0	0	0	0	0	0	0	0	0	0
3	85	69 EMPIRE CORPORATION D/B/ADUNKIN DONUTS - EMPIRE ST.	0	0	0	0	0	0	0	0	0	0	0	0	0	0	0
3	85	73 WASHINGTON CORP. D/B/A DUNKIN DONUTS - WASHINGTON ST.	0	0	0	0	0	0	0	0	0	0	0	0	0	0	0
3	85	78 DORRANCE CORPORATION D/B/ADUNKIN DONUTS - DORRANCE ST.	0	0	0	0	0	0	0	0	0	0	0	0	0	0	0
3	85	7-ELEVEN (JOHNSTON)	0	0	0	0	0	0	0	0	0	0	0	0	0	0	0
3	85	7-ELEVEN, INC. - ATWELLS AVENUE	0	0	0	0	0	0	0	0	0	0	0	0	0	0	0
3	85	7-ELEVEN, INC. - BROAD STREET	0	0	0	0	0	0	0	0	0	0	0	0	0	0	0
3	85	7-ELEVEN, INC. - CHARLES STREET	0	0	0	0	0	0	1	0	0	0	0	0	0	0	0
3	85	7-ELEVEN, INC. - CRANSTON STREET	0	0	0	0	0	0	0	0	0	0	0	0	0	0	0
3	40	96-108 PINE STREET, LLC	0	0	1	0	0	0	0	1	0	0	0	0	0	0	0
1	11	A & F PLATING COMPANY	0	0	0	0	1	0	0	0	0	0	0	0	0	0	0
3	24	A & H MANUFACTURING COMPANY	0	0	0	0	0	0	0	0	0	0	0	0	0	0	0
3	42	A & N JEWELRY CO., INC.	0	0	1	0	0	0	0	0	0	0	0	0	0	0	0
3	24	A PERFECT PRINT	0	0	0	0	0	0	0	0	0	0	0	0	0	0	0
3	42	A STONE GREENLAWN, LLC	0	0	2	0	0	0	0	0	0	0	0	0	0	0	0
2	22	A. HARRISON & COMPANY, INC.	0	0	0	0	0	0	0	0	0	0	0	0	0	0	0
3	96	A.A. MARIANI FUNERAL CARRIAGE	0	0	0	0	0	0	0	0	0	0	0	0	0	0	0
3	37	AAA - WAREHOUSE & FLEET OPS.	0	0	0	0	0	0	0	0	0	0	0	0	0	0	0
3	42	AAMCO TRANSMISSION	0	0	0	0	0	0	4	0	0	0	0	0	0	0	0
3	93	ABAR COLOR LABS OF NEW ENGLAND	0	0	0	0	0	0	1	0	0	0	0	0	0	0	0
3	74	ABLE RESTORATION, INC.	0	0	0	0	0	0	0	0	0	0	0	0	0	0	0
3	85	ABYSSINIA RESTAURANT, LLC	0	0	0	0	0	0	0	2	0	0	0	0	0	0	0
3	82	ACADEMY SUPERMARKET	0	0	12	0	0	0	1	1	0	0	0	0	0	0	0
3	74	ACCESS DENTAL CARE	0	0	0	0	0	0	0	0	0	0	0	0	0	0	0
3	21	ACME TACKLE COMPANY	0	0	0	0	0	0	0	0	0	0	0	0	0	0	0
3	85	ACORES 228 NEW YORK AVENUE	0	0	0	0	0	0	0	0	0	0	0	0	0	0	0
3	85	ADA'S CREATIONS, INC.	0	0	0	0	0	0	1	0	0	0	0	0	0	0	0
3	92	ADDIES LAUNDROMAT	0	0	0	0	0	0	0	2	0	0	0	0	0	0	0
3	85	ADMIRAL DONUTS, INC. D/B/ADUNKIN DONUTS, ADMIRAL ST.	0	0	0	0	0	0	0	0	0	0	0	0	0	0	0
3	42	ADMIRAL PACKAGING	0	0	0	0	0	0	0	0	0	0	0	0	0	0	0
3	92	ADMIRAL SUDS LAUNDRY	0	0	0	0	0	0	0	0	0	0	0	0	0	0	0
3	85	ADVANCED CATERING	0	1	2	0	0	0	0	0	0	0	0	0	0	0	0
3	94	ADVANCED DENTAL CARE	0	0	1	0	0	0	0	0	0	0	0	0	0	0	0
3	94	AESTHETIC DENTAL CENTER OF RI	0	0	1	0	0	0	0	0	0	0	0	0	0	0	0
1	11	AG&G INCORPORATED	0	0	0	0	0	0	0	0	0	0	0	0	0	0	0
3	86	AIPSO	0	0	0	0	0	0	0	0	0	0	0	0	0	0	0
3	46	AIR & ENERGY ENGINEERING, INC.	0	0	0	0	0	0	0	1	0	0	0	0	0	0	0
3	85	AL & PETE D/B/ASICILIA'S PIZZERIA - MINERAL SPRING AVE., NP	1	0	0	0	0	0	0	4	0	0	0	0	0	0	0
3	85	AL FORNO	0	0	0	0	0	0	0	0	0	0	0	0	0	0	0
3	95	ALAN SHAWN FEINSTEIN COLLEGE	0	0	0	0	0	0	0	0	0	0	0	0	0	0	0
3	74	ALAN SHAWN FEINSTEIN SCHOOL	0	0	0	0	0	0	0	0	0	0	0	0	0	0	0
3	85	ALBERTO K. CORPORATION D/B/A OPA	0	0	0	0	0	0	0	0	0	0	0	0	0	0	0
3	96	ALDERWOODS (RHODE ISLAND), INC. D/B/A ROMANO FUNERAL HOME	0	0	0	0	0	0	0	0	0	0	0	0	0	0	0
3	96	ALDERWOODS RI, INC. D/B/A PONTARELLI-MARINO FUNERAL HOME	0	0	0	0	0	0	0	0	0	0	0	0	0	0	0
3	74	ALEX RIVENO - PROPOSED COFFEE SHOP	0	0	0	0	0	0	0	0	0	0	0	0	0	0	0
3	74	ALFRED TOSELLI MD	0	0	0	0	0	0	0	0	0	0	0	0	0	0	0
3	81	AL-JAC PRODUCE	0	0	3	0	0	0	0	0	0	0	0	0	0	0	0
3	11	ALPHA PLATING & METALLIZING	0	0	0	0	0	0	0	0	0	0	0	0	0	0	0
3	97	ALPINE AUTO BODY, INC.	0	0	0	0	0	0	0	0	0	0	0	0	0	0	0
3	42	ALUMINUM & COPPER RECYCLING, INC.	0	0	2	0	0	0	0	0	0	0	0	0	0	0	0
3	42	ALVITI LINK-ALL, INC.	0	0	2	0	0	0	0	0	0	0	0	0	0	0	0
3	85	AMENITIES	0	0	0	0	0	0	0	0	0	0	0	0	0	0	0

USER CLASSIFICATION

- (1) Significant - Categorical
- (2) Significant - Non-Categorical
- (3) Non-Significant

Field's Point
Notices of Violations Issued - 2012

User Classification	Category	Company Name	Letter of Deficiency	Failure to Meet Standards	Failure to Submit Report	Report Not Signed	Notice of pH Violations	Failure to Immediately Report Violation	Failure to Satisfy NBC Requirements	Failure to Pay Permit Fee/Notice of Non-Payment	Average Limit Violation	Failure to Sample / Analyze All Parameters	Failure to Accurately Report Effluent Values	Failure to Report Pretreatment Equipment Failure	Discharge of Prohibited Material	Failure to Maintain Pretreatment System	Discharging without Permit
3	85	AMERADA HESS - NORTH MAIN ST.	0	0	0	0	0	0	0	0	0	0	0	0	0	0	0
3	85	AMERADA HESS - SMITHFIELD AVENUE	0	0	0	0	0	0	1	0	0	0	0	0	0	0	0
3	85	AMERADA HESS CORPORATION - MANTON AVE.	0	0	0	0	0	0	0	0	0	0	0	0	0	0	0
3	85	AMERICAN LEGION POST #69	0	0	0	0	0	0	0	0	0	0	0	0	0	0	0
3	85	AMOS HOUSE	0	0	0	0	0	0	0	0	0	0	0	0	0	0	0
3	85	ANDINO'S RESTAURANT	0	0	0	0	0	0	0	0	0	0	0	0	0	0	0
3	85	ANDRADE CRANSTON DONUTS D/B/A DUNKIN DONUTS, CRANSTON ST.	0	0	0	0	0	0	0	0	0	0	0	0	0	0	0
3	85	ANDREA'S RESTAURANT - THAYER ST.	1	0	0	0	0	0	0	0	0	0	0	0	0	0	0
3	85	ANDREA'S RESTAURANT - WESTMINSTER ST.	0	0	0	0	0	0	0	0	0	0	0	0	0	0	0
3	94	ANGELL STREET DENTAL ASSOCIATES	0	0	1	0	0	0	0	0	0	0	0	0	0	0	0
3	74	ANTHONY PRICOLO DENTAL LAB	0	0	0	0	0	0	0	0	0	0	0	0	0	0	0
3	81	ANTONELLI POULTRY	0	0	0	0	0	0	0	0	0	0	0	0	0	0	0
3	85	ANTONIO'S PIZZA - THAYER STREET LLC	0	0	0	0	0	0	0	0	0	0	0	0	0	0	0
3	46	APAC TOOL, INC.	0	0	0	0	0	0	0	0	0	0	0	0	0	0	0
3	41	APEX PLATING COMPANY, INC.	0	0	3	0	0	0	2	1	0	0	0	0	0	0	0
3	85	AFSARA ASIAN RESTAURANT	1	0	0	0	0	0	0	0	0	0	0	0	0	0	0
3	85	AFSARA PALACE	1	0	0	0	0	0	0	2	0	0	0	0	0	0	0
3	95	ARA-RHODE ISLAND DIALYSIS	0	0	0	0	0	0	0	0	0	0	0	0	0	0	0
3	86	ARBOR HILL ASSISTED LIVING	0	0	0	0	0	0	0	0	0	0	0	0	0	0	0
3	42	ARDEN JEWELRY MFG, CO.	0	0	0	0	0	0	0	0	0	0	0	0	0	0	0
3	99	ARISTOCRAT DENTAL LABORATORY	0	0	0	0	0	0	0	2	0	0	0	0	0	0	0
3	94	ARMANDO JIMENEZ, DMD	0	0	1	0	0	0	0	1	0	0	0	0	0	0	0
1	11	ARMBRUST INTERNATIONAL, LTD.	0	1	0	0	0	0	0	0	0	0	0	0	0	0	0
3	42	ARO-SAC, INC.	0	0	0	0	0	0	0	0	0	0	0	0	0	0	0
3	85	ARUBA STEVE'S	0	0	0	0	0	0	0	0	0	0	0	0	0	0	0
3	99	AS220	0	0	0	0	0	0	0	0	0	0	0	0	0	0	0
3	24	AS220 - PRINT SHOP	0	0	2	0	0	0	0	0	0	0	0	0	0	0	0
3	85	ASIAN BAKERY & FAST FOOD	0	0	0	0	0	0	0	0	0	0	0	0	0	0	0
3	85	ASIAN PALACE, LLC	0	0	0	0	0	0	0	0	0	0	0	0	0	0	0
3	81	ASIAN STAR MARKET, INC.	0	0	0	0	0	0	0	0	0	0	0	0	0	0	0
3	94	ASPEN DENTAL	0	0	0	0	0	0	0	0	0	0	0	0	0	0	0
3	21	ATAMIAN MANUFACTURING CORP.	0	0	0	0	0	0	0	0	0	0	0	0	0	0	0
3	53	ATLANTIC GLADSTONE	0	0	0	0	0	0	0	0	0	0	0	0	0	0	0
3	85	ATWELLS REALTY CORPORATION D/B/A DESIRES	0	0	0	0	0	0	0	0	0	0	0	0	0	0	0
3	97	ATWOOD CAR WASH	0	0	0	0	0	0	0	0	0	0	0	0	0	0	0
3	92	ATWOOD LAUNDROMAT	0	0	0	0	0	0	0	0	0	0	0	0	0	0	0
3	85	AU BON PAIN - WOMEN & INFANTS' HOSPITAL	0	0	0	0	0	0	0	0	0	0	0	0	0	0	0
3	85	AU BON PAIN COMPANY, INC. - WESTMINSTER ST.	0	0	0	0	0	0	0	0	0	0	0	0	0	0	0
3	85	AUNTIE ANNES - PROVIDENCE PLACE	0	0	0	0	0	0	7	0	0	0	0	0	0	0	0
3	85	AURORA CIVIC ASSOCIATION	0	0	0	0	0	0	0	0	0	0	0	0	0	0	0
1	11	AUSTIN METAL FINISHING, INC.	0	0	0	0	0	0	0	0	0	0	0	0	0	0	0
3	84	AVALON BAY - CENTER PLACE	0	0	2	0	0	0	0	0	0	0	0	0	0	0	0
3	85	AVENUE GRILLE	0	0	0	0	0	0	0	0	0	0	0	0	0	0	0
3	92	AZNET LLC D/B/A SUDZ FOR DUDZ - ADMIRAL ST.	0	0	0	0	0	0	0	0	0	0	0	0	0	0	0
3	81	B. DELTORO & SONS, INC.	0	0	0	0	0	0	0	0	0	0	0	0	0	0	0
3	96	B. MACERONI & SONS, INC.	0	0	0	0	0	0	0	0	0	0	0	0	0	0	0
3	86	B.J. CLANTON COMPLEX	0	0	0	0	0	0	0	0	0	0	0	0	0	0	0
3	85	BACARO RESTAURANT	0	0	0	0	0	0	0	0	0	0	0	0	0	0	0
3	94	BADUYA DENTAL	0	0	0	0	0	0	0	2	0	0	0	0	0	0	0
3	81	BAFFONI'S POULTRY FARM	0	0	6	0	0	0	0	0	0	0	0	0	0	0	0
3	81	BAGEL EXPRESS	0	0	2	0	0	0	0	0	0	0	0	0	0	0	0
3	86	BAILEY SCHOOL	0	0	0	0	0	0	0	0	0	0	0	0	0	0	0
3	85	BAJA'S	1	0	0	0	0	0	0	0	0	0	0	0	0	0	0
3	85	BAKERY & RESTAURANT CENTROAMERICANO	1	0	0	0	0	0	2	0	0	0	0	0	0	0	0
3	81	BAKE-US	0	0	0	0	0	0	0	0	0	0	0	0	0	0	0
3	86	BANK OF AMERICA - DUPONT DRIVE	1	0	0	0	0	0	1	0	0	0	0	0	0	0	0
3	86	BANK OF AMERICA BUILDING(WESTMINSTER)	0	0	2	0	0	0	1	0	0	0	0	0	0	0	0
3	89	BANK OF AMERICA CITY CENTER - KENNEDY PLAZA	0	0	0	0	0	0	0	1	0	0	0	0	0	0	0
3	86	BANNISTER HOUSE INC.	0	0	0	0	0	0	0	1	0	0	0	0	0	0	0
3	94	BARBARA MANCINI CAVICCHIO DDS	0	1	1	0	0	1	0	0	0	0	0	0	0	0	0
2	40	BARLETTA HEAVY DIVISION, INC. - Woonasquatucket CSO Interceptor-303.03c	0	0	0	0	0	0	0	0	0	0	0	0	0	0	0
3	85	BASHA RESTAURANT & BAR, INC.	0	0	0	0	0	0	0	0	0	0	0	0	0	0	0

USER CLASSIFICATION

- (1) Significant - Categorical
- (2) Significant - Non-Categorical
- (3) Non-Significant

Field's Point
Notices of Violations Issued - 2012

User Classification	Category	Company Name	Letter of Deficiency	Failure to Meet Standards	Failure to Submit Report	Report Not Signed	Notice of pH Violations	Failure to Immediately Report Violation	Failure to Satisfy NBC Requirements	Failure to Pay Permit Fee/Notice of Non-Payment	Average Limit Violation	Failure to Sample / Analyze All Parameters	Failure to Accurately Report Effluent Values	Failure to Report Pretreatment Equipment Failure	Discharge of Prohibited Material	Failure to Maintain Pretreatment System	Discharging without Permit
3	85	BAY FOODS, INC. d/b/a GREGG'S, NORTH MAIN ST.	0	0	0	0	0	0	0	0	0	0	0	0	0	0	0
3	85	BBRG TR OPERATING, LLC d/b/a JOE'S AMERICAN BAR & GRILLE	0	0	0	0	0	0	0	0	0	0	0	0	0	0	0
3	85	BC CATERING, LLC D/B/A WATERMAN GRILL	0	0	0	0	0	0	0	0	0	0	0	0	0	0	0
3	96	BELL FUNERAL HOME, INC.	0	0	0	0	0	0	0	0	0	0	0	0	0	0	0
3	42	BELLA JEWELRY	0	0	2	0	0	0	0	1	0	0	0	0	0	0	0
3	99	BELLEAU ART GLASS	0	0	0	0	0	0	0	0	0	0	0	0	0	0	0
3	85	BEN & JERRY'S	0	0	0	0	0	0	0	0	0	0	0	0	0	0	0
3	86	BENEFICENT HOUSE, INC.	0	0	0	0	0	0	0	0	0	0	0	0	0	0	0
3	86	BERKSHIRE PLACE LTD.	0	0	0	0	0	0	1	0	0	0	0	0	0	0	0
3	85	BEST EASTERN CHINESE RESTAURANT	0	0	0	0	0	0	0	0	0	0	0	0	0	0	0
3	85	BEST TASTE CHINESE RESTAURANT	0	0	0	0	0	0	0	0	0	0	0	0	0	0	0
3	86	BETHANY HOME OF RHODE ISLAND	0	0	0	0	0	0	0	0	0	0	0	0	0	0	0
3	85	BETTER BURGER COMPANY	1	0	0	0	0	0	0	0	0	0	0	0	0	0	0
3	85	BETTY'S RESTAURANT	0	0	0	0	0	0	0	0	0	0	0	0	0	0	0
3	74	BIG RICK'S SUBS AND WIENERS	0	0	0	0	0	0	1	0	0	0	0	0	0	0	0
3	82	BJS WHOLESALE CLUB	0	2	0	0	0	0	0	0	0	0	0	0	0	0	0
3	85	BLAKE'S TAVERN	0	0	0	0	0	0	0	0	0	0	0	0	0	0	0
3	85	BLAZE EAST SIDE	0	0	0	0	0	0	0	0	0	0	0	0	0	0	0
3	85	BLOUNT CLAM SHACK & SOUP BAR	1	0	0	0	0	0	0	0	0	0	0	0	0	0	0
3	85	BLUE BEAVER DELI	0	0	0	0	0	0	4	0	0	0	0	0	0	0	0
3	86	BLUE CROSS-BLUE SHIELD	0	0	0	0	0	0	0	0	0	0	0	0	0	0	0
3	85	BLUE ELEPHANT RESTAURANT, INC. D/B/APAKARANG RESTAURANT	0	0	0	0	0	0	0	0	0	0	0	0	0	0	0
3	85	BLUE GROTTA RESTAURANT	1	0	0	0	0	0	2	0	0	0	0	0	0	0	0
3	85	BOB & TIMMY'S GRILLED PIZZA	0	0	0	0	0	0	1	1	0	0	0	0	0	0	0
3	85	BOB'S RICCCOTTI'S SANDWICH SHOP	0	0	0	0	0	0	3	0	0	0	0	0	0	0	0
3	85	BOMBAY CLUB	0	0	0	0	0	0	0	1	0	0	0	0	0	0	0
3	37	BONANZA ACQUISITION, LLC	0	0	0	0	0	0	0	0	0	0	0	0	0	0	0
3	81	BONOLLO PROVISIONS CO., INC.	0	0	0	0	0	0	0	0	0	0	0	0	0	0	0
3	81	BORRELLI'S BAKERY	0	0	3	0	0	0	0	0	0	0	0	0	0	0	0
3	85	BOSTON FRIED CHICKEN & KABOB - BROAD ST., PROV.	0	0	0	0	0	0	1	0	0	0	0	0	0	0	0
3	85	BOSTON MARKET - PROVIDENCE	0	0	0	0	0	0	0	0	0	0	0	0	0	0	0
3	85	BOULEVARD CAMPESINO RESTAURANT	0	0	0	0	0	0	0	1	0	0	0	0	0	0	0
3	85	BRAVO BRASSERIE	0	0	0	0	0	0	0	0	0	0	0	0	0	0	0
3	81	BREAD UNLIMITED, LLC D/B/A CRUGNALE BAKERY, NEWARK ST.	0	0	1	0	0	0	0	0	0	0	0	0	0	0	0
3	85	BREWED AWAKENINGS LLC	0	0	0	0	0	0	0	0	0	0	0	0	0	0	0
3	96	BRIGHT FUNERAL HOME	0	0	0	0	0	0	2	3	0	0	0	0	0	0	0
3	97	BRITANNY MOTORS	0	0	0	0	0	0	0	0	0	0	0	0	0	0	0
3	92	BROAD STREET LAUNDROMAT	0	0	0	0	0	0	0	0	0	0	0	0	0	0	0
3	85	BROADWAY BISTRO	0	0	0	0	0	0	1	0	0	0	0	0	0	0	0
3	92	BROADWAY LAUNDRY INC.	0	0	0	0	0	0	0	0	0	0	0	0	0	0	0
3	85	BROTHER'S FAMOUS PIZZA	0	0	0	0	0	0	0	1	0	0	0	0	0	0	0
3	93	BROWN UNIVERSITY - 26 BENEVOLENT STREET	0	0	0	0	0	0	0	0	0	0	0	0	0	0	0
3	86	BROWN UNIVERSITY - BARBOUR HALL	0	0	0	0	0	0	0	0	0	0	0	0	0	0	0
3	85	BROWN UNIVERSITY - BLUE ROOM	0	0	0	0	0	0	0	0	0	0	0	0	0	0	0
3	86	BROWN UNIVERSITY - CARR HOUSE	0	0	0	0	0	0	0	0	0	0	0	0	0	0	0
3	52	BROWN UNIVERSITY - CENTRAL HEAT PLANT	0	0	0	0	0	0	0	0	0	0	0	0	0	0	0
3	86	BROWN UNIVERSITY - CREATIVE ARTS CENTER	0	0	0	0	0	0	0	0	0	0	0	0	0	0	0
3	86	BROWN UNIVERSITY - DIMAN & WAYLAND	0	0	0	0	0	0	0	0	0	0	0	0	0	0	0
3	97	BROWN UNIVERSITY - FACILITIES MANAGEMENT	0	0	0	0	0	0	0	0	0	0	0	0	0	0	0
3	85	BROWN UNIVERSITY - FACULTY CLUB	0	0	0	0	0	0	0	0	0	0	0	0	0	0	0
3	89	BROWN UNIVERSITY - FITNESS AND AQUATIC CENTER	0	0	0	0	0	0	0	0	0	0	0	0	0	0	0
3	95	BROWN UNIVERSITY - GEOCHEM	0	0	0	0	0	0	0	0	0	0	0	0	0	0	0
3	86	BROWN UNIVERSITY - GRADUATE CENTER	0	0	0	0	0	0	0	0	0	0	0	0	0	0	0
3	86	BROWN UNIVERSITY - HARKNESS HOUSE	0	0	0	0	0	0	0	0	0	0	0	0	0	0	0
3	86	BROWN UNIVERSITY - HOPE COLLEGE	0	0	0	0	0	0	0	0	0	0	0	0	0	0	0
3	86	BROWN UNIVERSITY - HORACE MANN	0	0	0	0	0	0	0	0	0	0	0	0	0	0	0
3	86	BROWN UNIVERSITY - HUNTER LAB	0	0	0	0	0	0	0	0	0	0	0	0	0	0	0
3	86	BROWN UNIVERSITY - JOSIAH'S	0	0	0	0	0	0	0	0	0	0	0	0	0	0	0
3	86	BROWN UNIVERSITY - KEENEY QUAD	0	0	0	0	0	0	0	0	0	0	0	0	0	0	0
3	93	BROWN UNIVERSITY - LIST ART	0	0	0	0	0	0	0	0	0	0	0	0	0	0	0
3	86	BROWN UNIVERSITY - LYMAN HALL	0	0	0	0	0	0	0	0	0	0	0	0	0	0	0
3	86	BROWN UNIVERSITY - MANNING BUILDING	0	0	0	0	0	0	0	0	0	0	0	0	0	0	0

USER CLASSIFICATION

- (1) Significant - Categorical
- (2) Significant - Non-Categorical
- (3) Non-Significant

Field's Point
Notices of Violations Issued - 2012

User Classification	Category	Company Name	Letter of Deficiency	Failure to Meet Standards	Failure to Submit Report	Report Not Signed	Notice of pH Violations	Failure to Immediately Report Violation	Failure to Satisfy NBC Requirements	Failure to Pay Permit Fee/Notice of Non-Payment	Average Limit Violation	Failure to Sample / Analyze All Parameters	Failure to Accurately Report Effluent Values	Failure to Report Pretreatment Equipment Failure	Discharge of Prohibited Material	Failure to Maintain Pretreatment System	Discharging without Permit
3	95	BROWN UNIVERSITY - MEDICAL EDUCATION BLDG.	0	0	0	0	0	0	0	0	0	0	0	0	0	0	0
3	95	BROWN UNIVERSITY - MEDICAL RESEARCH LAB	0	0	0	0	0	0	0	0	0	0	0	0	0	0	0
3	89	BROWN UNIVERSITY - MEEHAN AUDITORIUM	0	0	0	0	0	0	0	0	0	0	0	0	0	0	0
3	60	BROWN UNIVERSITY - METCALF BUILDING	0	0	0	0	0	0	0	0	0	0	0	0	0	0	0
3	86	BROWN UNIVERSITY - METCALF HALL	0	0	0	0	0	0	0	0	0	0	0	0	0	0	0
3	86	BROWN UNIVERSITY - MILLER HALL	0	0	0	0	0	0	0	0	0	0	0	0	0	0	0
3	86	BROWN UNIVERSITY - NEW PEMBROKE HALL	0	0	0	0	0	0	0	0	0	0	0	0	0	0	0
3	86	BROWN UNIVERSITY - PARTRIDGE BUILDING	0	0	0	0	0	0	0	0	0	0	0	0	0	0	0
3	40	BROWN UNIVERSITY - REMEDIATION PROJECT	0	0	0	0	0	0	0	0	0	0	0	0	0	0	0
3	86	BROWN UNIVERSITY - RHODE ISLAND HALL	0	0	0	0	0	0	0	0	0	0	0	0	0	0	0
3	86	BROWN UNIVERSITY - SEARS HOUSE	0	0	0	0	0	0	0	0	0	0	0	0	0	0	0
3	85	BROWN UNIVERSITY - SHARPE REFECTORY	0	0	0	0	0	0	0	0	0	0	0	0	0	0	0
3	84	BROWN UNIVERSITY - STRIP MALL	0	0	0	0	0	0	0	0	0	0	0	0	0	0	0
3	53	BROWN UNIVERSITY - SYDNEY E. FRANK HALL	0	0	0	0	0	0	0	0	0	0	0	0	0	0	0
3	85	BROWN UNIVERSITY - THE GATE	0	0	0	0	0	0	0	0	0	0	0	0	0	0	0
3	86	BROWN UNIVERSITY - VERNEY WOOLLEY	0	0	0	0	0	0	0	0	0	0	0	0	0	0	0
3	95	BROWN UNIVERSITY - W. DUNCAN MACMILLAN	0	0	0	0	0	0	0	0	0	0	0	0	0	0	0
3	86	BROWN UNIVERSITY - WRISTON QUAD	0	0	0	0	0	0	0	0	0	0	0	0	0	0	0
3	95	BROWN UNIVERSITY - BARUS-HOLLEY	0	0	0	0	0	0	0	0	0	0	0	0	0	0	0
3	60	BRYAN'S AUTO BODY	0	0	0	0	0	0	10	0	0	0	0	0	0	0	0
3	85	BUBBLE TEA HOUSE	0	0	0	0	0	0	0	0	0	0	0	0	0	0	0
3	85	BURGER KING - HARTFORD AVENUE	0	0	0	0	0	0	0	0	0	0	0	0	0	0	0
3	85	BURGER KING - MINERAL SPRING	0	0	0	0	0	0	0	0	0	0	0	0	0	0	0
3	85	BURGER KING - THURBERS AVENUE	0	0	0	0	0	0	0	0	0	0	0	0	0	0	0
3	85	BURGER KING # 1989 - SMITHFIELD AVE.	0	0	0	0	0	0	0	0	0	0	0	0	0	0	0
3	85	BURGER KING # 2421 - BROAD ST., PROV.	0	0	0	0	0	0	0	0	0	0	0	0	0	0	0
3	85	BURGER KING #3406 - PLEASANT VALLEY PKWY.	0	0	0	0	0	0	0	0	0	0	0	0	0	0	0
3	90	BUTLER HOSPITAL	0	0	1	0	0	0	1	0	0	0	0	0	0	0	0
3	86	BUTLER HOSPITAL - NAFI	0	0	0	0	0	0	0	0	0	0	0	0	0	0	0
3	86	BUTLER HOSPITAL - NAFIGH	0	0	0	0	0	0	0	0	0	0	0	0	0	0	0
1	11	C&C RHODE ISLAND, LLC	2	3	4	0	1	1	1	1	0	0	0	0	0	0	0
3	40	C.B. UTILITY COMPANY, INC. - SEWER SEPARATION OF-037 WEST	0	0	1	0	0	0	0	0	0	0	0	0	0	0	0
3	85	CAFE ANDIAMO	0	0	0	0	0	0	0	0	0	0	0	0	0	0	0
3	85	CAFE CHOKLAD	0	0	0	0	0	0	0	2	0	0	0	0	0	0	0
3	85	CAFE LONGO	0	0	0	0	0	0	0	0	0	0	0	0	0	0	0
3	85	CAFE NUOVO	0	0	0	0	0	0	0	0	0	0	0	0	0	0	0
3	85	CAFETERIA LA RUEDA	0	0	0	0	0	0	0	2	0	0	0	0	0	0	0
3	85	CAFETERIA RESTAURANT LA SONRISA	0	0	0	0	0	0	0	0	0	0	0	0	0	0	0
3	85	CAFFE' DOLCE VITA	0	0	0	0	0	0	0	0	0	0	0	0	0	0	0
3	85	CAJUN LUAU CORPORATION(PROVIDENCE PLACE MALL)	0	0	0	0	0	0	0	2	0	0	0	0	0	0	0
1	12	CALICO METALS D/B/A OSTER PEWTER	0	0	1	0	0	0	0	0	0	0	0	0	0	0	0
3	85	CAL'S CORNER RESTAURANT	0	0	2	0	0	0	0	0	0	0	0	0	0	0	0
3	85	CAMPUS PIZZA, INC.	0	0	0	0	0	0	0	0	0	0	0	0	0	0	0
3	85	CAPITAL GRILLE	1	0	0	0	0	0	0	0	0	0	0	0	0	0	0
3	86	CAPITOL RIDGE AT PROVIDENCE - HARBOR	0	0	0	0	0	0	0	0	0	0	0	0	0	0	0
3	86	CAPITOL RIDGE AT PROVIDENCE - LODGE	0	0	0	0	0	0	0	0	0	0	0	0	0	0	0
3	85	CAPRICCIO'S RESTAURANT	0	0	0	0	0	0	0	0	0	0	0	0	0	0	0
3	81	CARCIERIS MARKET	0	0	2	0	0	0	4	0	0	0	0	0	0	0	0
3	40	CARDI CORP. - WOONASQUATUCKET CSO INTERCEPTOR NORTH	1	0	2	0	0	0	2	0	0	0	0	0	0	0	0
3	94	CARESS DENTAL INC.	0	0	0	0	0	0	0	0	0	0	0	0	0	0	0
3	85	CARIBE SUPER MARKET	0	0	0	0	0	0	1	0	0	0	0	0	0	0	0
3	86	CARL G. LAURO SCHOOL	0	0	0	0	0	0	1	0	0	0	0	0	0	0	0
3	85	CAROLINA RESTAURANT	0	0	0	0	0	0	0	2	0	0	0	0	0	0	0
3	85	CARRIE'S RESTAURANT	0	0	0	0	0	0	0	0	0	0	0	0	0	0	0
3	85	CARRIE'S SEAFOOD EXPRESS	0	0	0	0	0	0	0	0	0	0	0	0	0	0	0
3	85	CASERTA PIZZERIA	0	0	0	0	0	0	0	0	0	0	0	0	0	0	0
3	85	CASEY FAMILY SERVICES	0	0	0	0	0	0	0	0	0	0	0	0	0	0	0
3	85	CASSARINO'S RESTAURANT	0	0	0	0	0	0	0	0	0	0	0	0	0	0	0
3	85	CATANZARO PIZZERIA	0	0	0	0	0	0	0	0	0	0	0	0	0	0	0
3	24	CATHEDRAL ART METAL CO., INC.	0	0	0	0	0	0	0	0	0	0	0	0	0	0	0
3	92	CELEBRITY CLEANERS	0	0	0	0	0	0	0	0	0	0	0	0	0	0	0
3	74	CENTER FOR WOMEN'S SURGERY	0	0	0	0	0	0	0	0	0	0	0	0	0	0	0

USER CLASSIFICATION

- (1) Significant - Categorical
- (2) Significant - Non-Categorical
- (3) Non-Significant

Field's Point
Notices of Violations Issued - 2012

User Classification	Category	Company Name	Letter of Deficiency	Failure to Meet Standards	Failure to Submit Report	Report Not Signed	Notice of pH Violations	Failure to Immediately Report Violation	Failure to Satisfy NBC Requirements	Failure to Pay Permit Fee/Notice of Non-Payment	Average Limit Violation	Failure to Sample / Analyze All Parameters	Failure to Accurately Report Effluent Values	Failure to Report Pretreatment Equipment Failure	Discharge of Prohibited Material	Failure to Maintain Pretreatment System	Discharging without Permit
3	71	CENTRAL HIGH SCHOOL- CTE & ATHLETIC WING	0	0	0	0	0	0	0	0	0	0	0	0	0	0	0
3	86	CENTRAL HIGH SCHOOL	0	0	0	0	0	0	0	0	0	0	0	0	0	0	0
3	85	CENTREDALE DONUTS D/B/A HONEY DEW DONUTS, SMITH ST., NP	0	0	0	0	0	0	0	0	0	0	0	0	0	0	0
3	97	CFN, INC. D/B/A CAR WASH KING	0	0	1	0	0	0	0	0	0	0	0	0	0	0	0
3	94	CGHE DENTAL, LLC	0	0	1	0	0	0	0	0	0	0	0	0	0	0	0
3	85	CHALK DONUTS, INC. D/B/A DUNKIN DONUTS, CHALKSTONE AVE.	0	0	0	0	0	0	0	0	0	0	0	0	0	0	0
3	97	CHALKSTONE AUTO BODY, INC.	0	0	0	0	0	0	0	0	0	0	0	0	0	0	0
3	94	CHAMPAGNE & LIGHT DMDS	0	0	1	0	0	0	0	0	0	0	0	0	0	0	0
3	85	CHANG JIANG, L.P.	0	0	0	0	0	0	0	1	0	0	0	0	0	0	0
3	85	CHAPINLANDIA RESTAURANT	0	0	0	0	0	0	0	0	0	0	0	0	0	0	0
3	86	CHARLES FORTES/LIMA SR. ANNEX	0	0	0	0	0	0	0	0	0	0	0	0	0	0	0
3	86	CHARLES N. FORTES ELEMENTARY SCHOOL	0	0	0	0	0	0	0	0	0	0	0	0	0	0	0
3	86	CHARLESGATE NURSING CENTER	0	0	0	0	0	0	0	0	0	0	0	0	0	0	0
3	85	CHARLEY'S GRILLED SUBS	0	0	0	0	0	0	1	0	0	0	0	0	0	0	0
3	85	CHEF HO'S	0	0	0	0	0	0	0	0	0	0	0	0	0	0	0
3	85	CHELO'S - SILVER SPRING ST.	0	0	0	0	0	0	0	0	0	0	0	0	0	0	0
3	85	CHENG'S KITCHEN	0	0	0	0	0	0	0	0	0	0	0	0	0	0	0
3	85	CHERRY HILL GRILLE	1	0	0	0	0	0	0	0	0	0	0	0	0	0	0
3	86	CHERRY HILL MANOR	0	0	0	0	0	0	0	0	0	0	0	0	0	0	0
3	85	CHIL'S GRILL & BAR	0	0	0	0	0	0	0	1	0	0	0	0	0	0	0
3	85	CHINA GARDEN CHINESE RESTAURANT	0	0	0	0	0	0	0	0	0	0	0	0	0	0	0
3	85	CHINA HOUSE RESTAURANT	0	0	0	0	0	0	0	0	0	0	0	0	0	0	0
3	85	CHINA JADE RESTAURANT	0	0	0	0	0	0	0	0	0	0	0	0	0	0	0
3	85	CHINESE IRON WOK	0	0	0	0	0	0	0	2	0	0	0	0	0	0	0
3	85	CHIPOTLE MEXICAN GRILL OF COLORADO, LLC -THAYER ST.	0	0	0	0	0	0	0	0	0	0	0	0	0	0	0
3	85	CHOI'S RESTAURANT	0	0	0	0	0	0	0	1	0	0	0	0	0	0	0
3	85	CHOW FUN, INC. D/B/A HARRY'S BAR & BURGER	0	0	0	0	0	0	0	0	0	0	0	0	0	0	0
3	84	CHRISTIANSEN DAIRY CO. INC.	0	0	0	0	0	0	1	0	0	0	0	0	0	0	0
3	94	CHRISTINA D. DICOMES DMD	0	0	0	0	0	0	1	0	0	0	0	0	0	0	0
3	86	CHRISTOPHER DODGE HOUSE B&B INN	0	0	0	0	0	0	0	1	0	0	0	0	0	0	0
3	85	CHURCH OF GOD-ELMWOOD AVE.	0	0	0	0	0	0	0	0	0	0	0	0	0	0	0
3	89	CIAO ITALIA BAKERY, INC.	0	0	0	0	0	0	2	6	0	0	0	0	0	0	0
3	85	SMITH STREET GRILLE(CLARA)	0	0	0	0	0	0	1	1	0	0	0	0	0	0	0
3	85	CILANTRO MEXICAN GRILL	0	0	0	0	0	0	0	0	0	0	0	0	0	0	0
3	85	CILANTRO RESTAURANT PARTNERS, LLC -MINERAL SPRING AVE., NP	0	0	0	0	0	0	0	0	0	0	0	0	0	0	0
3	85	CISCO'S PIZZA	0	0	0	0	0	0	0	0	0	0	0	0	0	0	0
3	86	CITIZENS BANK OF RHODE ISLAND	0	0	0	0	0	0	0	0	0	0	0	0	0	0	0
3	86	CITY OF PROVIDENCE - 444 WESTMINSTER STREET	0	0	0	0	0	0	2	0	0	0	0	0	0	0	0
3	94	CITYLINE DENTAL	0	0	1	0	0	0	0	0	0	0	0	0	0	0	0
1	11	CLAYTON COMPANY & CLAVERICK REALTY	0	0	2	0	0	0	0	0	0	0	0	0	0	0	0
3	92	CLEAN MACHINE COIN LAUNDROMAT	0	0	0	0	0	0	0	1	0	0	0	0	0	0	0
3	85	CLUB 228	0	0	0	0	0	0	0	0	0	0	0	0	0	0	0
3	85	CLUB FANTASIES	0	0	0	0	0	0	0	0	0	0	0	0	0	0	0
3	37	COCA COLA ENTERPRISES, INC.	0	0	0	0	0	0	0	0	0	0	0	0	0	0	0
3	85	COFFEE PLUS SNACK BAR V.F.#68	0	0	0	0	0	0	0	0	0	0	0	0	0	0	0
3	24	COGENS PRINTING	0	0	0	0	0	0	0	0	0	0	0	0	0	0	0
3	92	COIN-OP - PROVIDENCE	0	0	0	0	0	0	0	0	0	0	0	0	0	0	0
3	97	COLBEA LLC D/B/ASHELL OIL, NORTH MAIN ST.	0	0	0	0	0	0	0	0	0	0	0	0	0	0	0
3	97	COLETTA'S COLLISION CENTER	0	0	0	0	0	0	0	0	0	0	0	0	0	0	0
3	94	COMFORT DENTAL	0	0	1	0	0	0	0	0	0	0	0	0	0	0	0
3	86	COMMUNITY COLLEGE OF RI -LINCOLN	0	0	3	0	0	0	0	0	0	0	0	0	0	0	0
3	86	COMMUNITY COLLEGE OF RI -PROVIDENCE	0	0	0	0	0	0	2	0	0	0	0	0	0	0	0
3	89	COMMUNITY HOUSING LAND TRUST OF RI INC	0	0	0	0	0	0	0	0	0	0	0	0	0	0	0
3	82	COMPARE FOODS	0	0	0	0	0	0	0	0	0	0	0	0	0	0	0
3	74	CONRAD WESSELHOEFT MD	0	0	0	0	0	0	0	0	0	0	0	0	0	0	0
3	43	CONTECH MEDICAL, INC.	0	0	0	0	0	0	0	0	0	0	0	0	0	0	0
1	11	CONTRACT SPECIALTIES, INC.	0	0	0	0	2	0	0	0	0	0	0	0	0	0	0
3	85	COOK & BROWN PUBLIC HOUSE, LTD.	0	0	0	0	0	0	0	0	0	0	0	0	0	0	0
3	85	COOKIE LADY & CO.	0	0	1	0	0	0	0	0	0	0	0	0	0	0	0
3	85	COOL-LICK'S LEMONADE AND ICE CREAM	0	0	0	0	0	0	0	0	0	0	0	0	0	0	0
3	90	COOPERATIVE CARE CENTER	0	0	0	0	0	0	0	2	0	0	0	0	0	0	0
3	85	CORNER POCKET BILLIARDS & GRILLE	0	0	0	0	0	0	0	0	0	0	0	0	0	0	0

USER CLASSIFICATION

- (1) Significant - Categorical
- (2) Significant - Non-Categorical
- (3) Non-Significant

Field's Point
Notices of Violations Issued - 2012

User Classification	Category	Company Name	Letter of Deficiency	Failure to Meet Standards	Failure to Submit Report	Report Not Signed	Notice of pH Violations	Failure to Immediately Report Violation	Failure to Satisfy NBC Requirements	Failure to Pay Permit Fee/Notice of Non-Payment	Average Limit Violation	Failure to Sample / Analyze All Parameters	Failure to Accurately Report Effluent Values	Failure to Report Pretreatment Equipment Failure	Discharge of Prohibited Material	Failure to Maintain Pretreatment System	Discharging without Permit
3	60	CORNER TAP - CHARLES STREET	0	0	0	0	0	0	1	0	0	0	0	0	0	0	0
3	92	COURTESY CLEANERS, INC.	0	0	0	0	0	0	0	0	0	0	0	0	0	0	0
3	86	COURTYARD BY MARRIOTT	0	0	0	0	0	0	0	0	0	0	0	0	0	0	0
3	27	COX COMMUNICATIONS, INC. - FP VAULT	0	0	0	0	0	0	0	0	0	0	0	0	0	0	0
3	94	CRAIG VAN DONGEN, DDS	0	0	1	0	0	0	0	0	0	0	0	0	0	0	0
2	21	CRISLOID, INC.	1	0	2	0	0	0	4	0	0	0	0	0	0	0	0
3	85	CROWN FRIED CHICKEN	0	0	0	0	0	0	0	2	0	0	0	0	0	0	0
3	85	CUP N ROL	0	0	0	0	0	0	0	2	0	0	0	0	0	0	0
3	41	D & D CHROME PLATING	0	0	0	0	0	0	1	2	0	0	0	0	0	0	0
3	85	D&D COFFEE, INC.	0	0	0	0	0	0	0	0	0	0	0	0	0	0	0
3	85	D. J. PROVIDENCE CO., LLC D/B/A MCDONALD'S - BRANCH AVENUE	0	0	0	0	0	0	0	0	0	0	0	0	0	0	0
3	89	D. PALMIERI BAKERY	0	0	0	0	0	0	0	0	0	0	0	0	0	0	0
3	42	D.P.'S CASTING COMPANY	0	0	1	0	0	0	0	1	0	0	0	0	0	0	0
3	85	DAIRY QUEEN/ORANGE JULIUS - PROVIDENCE PLACE MALL	0	0	0	0	0	0	7	1	0	0	0	0	0	0	0
3	26	DAMA JEWELRY TECHNOLOGIES	0	0	0	0	0	0	0	0	0	0	0	0	0	0	0
3	97	D'AMBRA AUTO SALES	0	0	0	0	0	0	0	0	0	0	0	0	0	0	0
3	85	D'ANGELO SANDWICH SHOP - ACADEMY	0	0	0	0	0	0	0	0	0	0	0	0	0	0	0
3	85	D'ANGELO SANDWICH SHOP - ATWOOD	0	0	0	0	0	0	0	0	0	0	0	0	0	0	0
3	94	DANIEL V. TRAMONTI, JR., DDS	0	0	0	0	0	0	0	0	0	0	0	0	0	0	0
3	86	DARLINGTON MEMORY LANE, INC.	0	0	0	0	0	0	1	2	0	0	0	0	0	0	0
3	85	DAVE & BUSTERS	0	0	0	0	0	0	0	0	0	0	0	0	0	0	0
3	94	DAVID I. KONICOV, D.D.S.	0	0	1	0	0	0	0	0	0	0	0	0	0	0	0
3	97	DAVIES TECHNICAL SCHOOL	0	0	0	0	0	0	0	0	0	0	0	0	0	0	0
3	85	DB FOODS D/B/A SUBWAY, SILVER SPRING ST.	0	0	0	0	0	0	0	0	0	0	0	0	0	0	0
3	97	DEAN AUTO COLLISION CENTER	0	0	0	0	0	0	1	0	0	0	0	0	0	0	0
3	94	DELUCPOLO, ABRAMOWITZ & ASSOCIATES	0	0	0	0	0	0	0	0	0	0	0	0	0	0	0
3	85	DELLA VALLE INC. D/B/A WALTER'S RISTORANTE	0	0	0	0	0	0	2	0	0	0	0	0	0	0	0
3	94	DENISE M. SHAPIRO, D.D.S., M.A.	0	0	1	0	0	0	0	0	0	0	0	0	0	0	0
3	94	DENT PLUS DENTAL CENTER	0	0	7	1	0	0	0	2	0	0	0	0	0	0	0
3	94	DENTAL ASSOCIATES OF RHODE ISLAND	0	0	0	0	0	0	0	0	0	0	0	0	0	0	0
3	52	DEPARTMENT OF ADMINISTRATION - CHAPIN LAB PHYSICAL PLANT	0	0	0	0	0	0	0	0	0	0	0	0	0	0	0
3	83	DEPARTMENT OF ADMINISTRATION - POWERS BUILDING PARKING GARAGE	0	0	1	0	0	0	0	1	0	0	0	0	0	0	0
3	21	DESIGNS INTERNATIONAL INC.	0	0	0	0	0	0	0	0	0	0	0	0	0	0	0
3	97	DETROIT COLLISION CENTER	0	0	1	0	0	0	0	0	0	0	0	0	0	0	0
3	92	DEXTER CLEANERS, INC (VILLELLA)	0	0	0	0	0	0	0	0	0	0	0	0	0	0	0
3	85	DICECCO INC. D/B/A WINGS TO GO, ATWOOD AVE.	0	0	0	0	0	0	0	0	0	0	0	0	0	0	0
1	11	DIFRUSCIA INDUSTRIES, INC.	0	1	3	0	0	0	0	2	0	0	0	0	0	0	0
2	40	DIGREGORIO INC. 303.IIc - WRI Combined Sewer West	0	0	0	0	0	0	1	0	0	0	0	0	0	0	0
3	85	DINARIJAK, INC. DBA TASTY DINER SPORTS BAR & GRILL	0	0	0	0	0	0	0	2	0	0	0	0	0	0	0
3	52	DIOCESE OF PROVIDENCE - OFFICE BUILDING	0	0	0	0	0	0	0	0	0	0	0	0	0	0	0
3	85	DIVA'S DINER	0	0	0	0	0	0	0	1	0	0	0	0	0	0	0
3	89	DIVOZZI & SON'S BAKERY/PIZZA	0	0	0	0	0	0	0	0	0	0	0	0	0	0	0
3	85	DOK'S DELI	0	0	0	0	0	0	0	1	0	0	0	0	0	0	0
2	27	DOMINION ENERGY MANCHESTER STREET, INC.	0	0	0	0	0	0	0	1	0	0	0	0	0	0	0
3	85	DOMINO'S PIZZA (BROAD STREET)	0	0	0	0	0	0	0	0	0	0	0	0	0	0	0
3	85	DOMINO'S PIZZA (CHALKSTONE AVENUE)	0	0	0	0	0	0	0	1	0	0	0	0	0	0	0
3	71	DON GALLO RESTAURANT	0	0	0	0	0	0	0	0	0	0	0	0	0	0	0
3	85	DON JOSE RESTAURANT	0	0	0	0	0	0	1	0	0	0	0	0	0	0	0
3	94	DR. LEE WHITNEY	0	0	0	0	0	0	0	0	0	0	0	0	0	0	0
3	74	DR. THOMAS O. BUNTAK	0	0	0	0	0	0	0	0	0	0	0	0	0	0	0
3	94	DR.'S LARRY & HENRY LEVIN	0	0	0	0	0	0	0	0	0	0	0	0	0	0	0
3	85	DRAGON DYNASTY LLC D/B/A DRAGON 2000	0	0	0	0	0	0	0	0	0	0	0	0	0	0	0
3	85	DRD HOSPITALITY INC. D/B/A GOURMET (Hope Street)	0	0	0	0	0	0	0	1	0	0	0	0	0	0	0
3	94	DRS. MANSOLILLO DENTAL	0	0	1	0	0	0	0	0	0	0	0	0	0	0	0
3	94	DRS. RUBINSTEIN & DUCOFF, INC.	0	0	0	0	0	0	0	0	0	0	0	0	0	0	0
3	94	DRS. VOTOLATO AND PAZIENZA	0	0	0	0	0	0	0	0	0	0	0	0	0	0	0
3	85	DUNKIN DONUTS - ALLENS AVENUE	1	0	0	0	0	0	0	0	0	0	0	0	0	0	0
3	85	DUNKIN DONUTS - ATWELLS AVENUE	0	0	0	0	0	0	1	0	0	0	0	0	0	0	0
3	85	DUNKIN DONUTS - ATWOOD AVENUE	0	0	0	0	0	0	0	0	0	0	0	0	0	0	0
3	85	DUNKIN DONUTS - BRANCH AVENUE	0	0	0	0	0	0	0	0	0	0	0	0	0	0	0
3	85	DUNKIN DONUTS - BROAD STREET	0	0	0	0	0	0	0	0	0	0	0	0	0	0	0
3	85	DUNKIN DONUTS - ELMWOOD AVENUE	0	0	0	0	0	0	0	0	0	0	0	0	0	0	0

USER CLASSIFICATION

- (1) Significant - Categorical
- (2) Significant - Non-Categorical
- (3) Non-Significant

Field's Point
Notices of Violations Issued - 2012

User Classification	Category	Company Name	Letter of Deficiency	Failure to Meet Standards	Failure to Submit Report	Report Not Signed	Notice of pH Violations	Failure to Immediately Report Violation	Failure to Satisfy NBC Requirements	Failure to Pay Permit Fee/Notice of Non-Payment	Average Limit Violation	Failure to Sample / Analyze All Parameters	Failure to Accurately Report Effluent Values	Failure to Report Pretreatment Equipment Failure	Discharge of Prohibited Material	Failure to Maintain Pretreatment System	Discharging without Permit
3	85	DUNKIN DONUTS - GANO STREET	0	0	0	0	0	0	0	0	0	0	0	0	0	0	0
3	85	DUNKIN DONUTS - KILLINGLY	0	0	0	0	0	0	0	0	0	0	0	0	0	0	0
3	85	DUNKIN DONUTS - MSA, NP	0	0	0	0	0	0	0	0	0	0	0	0	0	0	0
3	85	DUNKIN DONUTS - NORTH MAIN ST.	0	0	0	0	0	0	0	0	0	0	0	0	0	0	0
3	85	DUNKIN DONUTS - PLAINFIELD STREET	0	0	0	0	0	0	0	0	0	0	0	0	0	0	0
3	85	DUNKIN DONUTS - PLEASANT VALLEY	0	0	0	0	0	0	0	0	0	0	0	0	0	0	0
3	85	DUNKIN DONUTS - PUTNAM AVENUE	0	0	0	0	0	0	0	0	0	0	0	0	0	0	0
3	85	DUNKIN DONUTS - SMITH STREET	0	0	0	0	0	0	0	0	0	0	0	0	0	0	0
3	86	DUNKIN DONUTS CENTER	0	0	0	0	0	0	0	0	0	0	0	0	0	0	0
3	92	DU-PRO-LUX CLEANSERS	0	0	0	0	0	0	0	0	0	0	0	0	0	0	0
3	85	DYCO SERVICES D/B/A McDONALD'S, BROAD ST., PROV.	1	0	0	0	0	0	0	0	0	0	0	0	0	0	0
3	86	DYNAMO HOUSE	0	0	0	0	0	0	0	0	0	0	0	0	0	0	0
1	11	E&M ENTERPRISES, LTD	2	0	3	0	7	0	0	0	0	0	0	0	0	0	0
2	25	EAGLE LAUNDRY INC.	0	1	1	0	0	0	0	1	0	0	0	0	0	0	0
1	11	EAGLE PLATING COMPANY, INC.	0	0	0	0	0	0	0	0	0	0	0	0	0	0	0
3	99	EAST COAST SCREEN PRINTING	0	0	2	0	0	0	0	0	0	0	0	0	0	0	0
3	85	EAST SIDE CREAMERY	0	0	0	0	0	0	5	0	0	0	0	0	0	0	0
3	94	EAST SIDE ENDODONTICS	0	0	0	0	0	0	0	0	0	0	0	0	0	0	0
3	94	EAST SIDE ORTHOPAEDICS, INC.	0	0	0	0	0	0	0	0	0	0	0	0	0	0	0
3	94	EAST SIDE PERIODONTICS, LTD.	0	0	2	0	0	0	0	0	0	0	0	0	0	0	0
3	89	EAST SIDE/MOUNT HOPE HOPE YMCA	0	0	0	0	0	0	1	0	0	0	0	0	0	0	0
2	22	EASTERN COLOR & CHEMICAL CO.	0	0	0	0	0	0	0	0	0	0	0	0	0	0	0
3	26	EASTERN SCREW COMPANY	0	0	6	0	0	0	0	0	0	0	0	0	0	0	0
3	82	EASTSIDE MARKETPLACE	0	0	0	0	0	0	0	0	0	0	0	0	0	0	0
3	85	EAT PROVIDENCE	0	0	0	0	0	0	0	0	0	0	0	0	0	0	0
3	85	EBISU	0	0	0	0	0	0	0	0	0	0	0	0	0	0	0
3	85	EDDIE & SONS DINER	0	0	0	0	0	0	0	3	0	0	0	0	0	0	0
3	35	EDESIA, LLC.	0	0	0	0	0	0	0	0	0	0	0	0	0	0	0
3	85	EDIBLE ARRANGEMENTS	0	0	0	0	0	0	0	0	0	0	0	0	0	0	0
3	85	EL CHAPIN II	0	0	0	0	0	0	2	0	0	0	0	0	0	0	0
3	85	EL ENCANTO SEAFOOD	0	0	0	0	0	0	0	0	0	0	0	0	0	0	0
3	85	EL MALECON RESTAURANT	0	0	0	0	0	0	3	0	0	0	0	0	0	0	0
3	85	EL MOGOTE	0	0	0	0	0	0	1	0	0	0	0	0	0	0	0
3	85	EL PRINCIPE RESTAURANT, INC.	0	0	0	0	0	0	0	0	0	0	0	0	0	0	0
3	81	EL QUICHE BAKERY	0	0	0	0	0	0	1	0	0	0	0	0	0	0	0
3	85	EL RANCHO GRANDE	0	0	0	0	0	0	1	3	0	0	0	0	0	0	0
3	85	EL REY DE LAS PUPUSAS	0	0	0	0	0	0	1	0	0	0	0	0	0	0	0
1	11	ELECTROLIZING, INC.	0	0	0	0	0	0	0	0	0	0	0	0	0	0	0
3	97	ELITE TINT N DETAIL	0	0	0	0	0	0	0	0	0	0	0	0	0	0	0
3	96	ELLIOT M. ROBBINS FUNERAL HOME	0	0	0	0	0	0	0	0	0	0	0	0	0	0	0
3	90	ELMHURST EXTENDED CARE	1	1	1	0	0	1	1	0	0	0	0	0	0	0	0
3	86	ELMWOOD COMMUNITY SCHOOL	0	0	0	0	0	0	0	0	0	0	0	0	0	0	0
3	86	ELMWOOD HEALTH CENTER	0	0	0	0	0	0	0	0	0	0	0	0	0	0	0
3	97	ELMWOOD ULTRA AUTO & TRUCK WASH	0	0	0	0	0	0	0	0	0	0	0	0	0	0	0
3	92	ELMWOOD ULTRA CLEAN LAUNDRY	0	0	0	0	0	0	0	0	0	0	0	0	0	0	0
3	85	ENGLISH CELLAR BREW HOUSE	0	0	0	0	0	0	0	0	0	0	0	0	0	0	0
3	95	EPIVAX, INC.	0	0	0	0	0	0	0	0	0	0	0	0	0	0	0
3	86	EPOCH ASS. LIVING ON THE EAST SIDE, LLC	0	0	0	0	0	0	0	0	0	0	0	0	0	0	0
3	86	EPOCH ON BLACKSTONE BOULEVARD, LLC	0	0	0	0	0	0	2	1	0	0	0	0	0	0	0
3	85	ESCAPE BAR & GRILL	0	0	0	0	0	0	0	1	0	0	0	0	0	0	0
3	85	ESTABAN TIGUILA	0	0	0	0	0	0	0	0	0	0	0	0	0	0	0
3	85	ETHAN ZAMP & CO. LTD.	0	0	0	0	0	0	0	0	0	0	0	0	0	0	0
1	11	EVANS PLATING CORPORATION (N.P.)	0	0	5	0	3	0	0	3	0	0	0	0	0	0	0
3	85	EXCELLENT PIZZA	0	0	0	0	0	0	0	0	0	0	0	0	0	0	0
3	85	F. SAIA RESTAURANTS, INC. LLC D/B/APAT'S ITALIAN RESTAURANT	0	0	1	0	0	0	0	0	0	0	0	0	0	0	0
3	86	FACTORY MUTUAL INSURANCE CO.	0	0	0	0	0	0	0	0	0	0	0	0	0	0	0
3	86	FAIRFIELD RESIDENTIAL -NICKOLAS BROWN	0	0	0	0	0	0	0	0	0	0	0	0	0	0	0
3	86	FAIRFIELD RESIDENTIAL -ROGER WILLIAMS	0	0	0	0	0	0	0	0	0	0	0	0	0	0	0
3	86	FAIRFIELD RESIDENTIAL -STEVEN HOPKINS	0	0	0	0	0	0	0	0	0	0	0	0	0	0	0
3	86	FAIRFIELD RESIDENTIAL -THOMAS OLNEY	0	0	0	0	0	0	0	0	0	0	0	0	0	0	0
3	86	FAIRFIELD RESIDENTIAL -WILLIAM ELLERY	0	0	0	0	0	0	0	0	0	0	0	0	0	0	0
3	85	FARMSTEAD, INC.	0	0	0	0	0	0	0	1	0	0	0	0	0	0	0

USER CLASSIFICATION

- (1) Significant - Categorical
- (2) Significant - Non-Categorical
- (3) Non-Significant

Field's Point
Notices of Violations Issued - 2012

User Classification	Category	Company Name	Letter of Deficiency	Failure to Meet Standards	Failure to Submit Report	Report Not Signed	Notice of pH Violations	Failure to Immediately Report Violation	Failure to Satisfy NBC Requirements	Failure to Pay Permit Fee/Notice of Non-Payment	Average Limit Violation	Failure to Sample / Analyze All Parameters	Failure to Accurately Report Effluent Values	Failure to Report Pretreatment Equipment Failure	Discharge of Prohibited Material	Failure to Maintain Pretreatment System	Discharging without Permit
3	85	FAT BELLY'S PUB	0	0	0	0	0	0	0	0	0	0	0	0	0	0	0
3	81	FED-RICK VEAL COMPANY	0	0	4	0	0	0	0	0	0	0	0	0	0	0	0
3	86	FEINSTEIN HIGH SCHOOL	0	0	0	0	0	0	0	0	0	0	0	0	0	0	0
3	85	FELLINI PIZZERIA	0	0	0	0	0	0	0	0	0	0	0	0	0	0	0
3	99	FERGUSON ANIMAL ENTERPRISES INC.	0	0	0	0	0	0	0	1	0	0	0	0	0	0	0
3	42	FERGUSON PERFORATING & WIRE	0	0	0	0	0	0	0	0	0	0	0	0	0	0	0
3	41	FERNANDO ORIGINALS	0	0	4	0	0	0	0	0	0	0	0	0	0	0	0
3	92	FI MANAGEMENT, LLC D/B/A PROVIDENCE SUPER WASH CENTER	0	0	0	0	0	0	0	0	0	0	0	0	0	0	0
3	85	FIDAS RESTAURANT INC.	0	0	0	0	0	0	0	0	0	0	0	0	0	0	0
3	89	FILTER FRESH COFFEE SERVICE INC.	0	0	0	0	0	0	0	0	0	0	0	0	0	0	0
3	97	FINEST CAR WASH	0	0	0	0	0	0	0	0	0	0	0	0	0	0	0
3	86	FIREHOUSE NO. 13, LLC	0	0	0	0	0	0	0	4	0	0	0	0	0	0	0
3	59	FIRST CASTING, INC.	0	0	0	0	0	0	0	0	0	0	0	0	0	0	0
3	85	FLAN Y AJO	0	0	0	0	0	0	3	0	0	0	0	0	0	0	0
3	85	FLEMING'S STEAKHOUSE	0	0	0	0	0	0	0	0	0	0	0	0	0	0	0
3	85	FLORENTINE GRILL, INC D/B/AITALO AMERICAN GRILL	0	0	0	0	0	0	0	1	0	0	0	0	0	0	0
3	85	FOOD AND BEVERAGE CORP. D/B/A POT-AU-FEU	0	0	0	0	0	0	0	0	0	0	0	0	0	0	0
3	85	FOOD FOR THE SOUL	0	0	0	0	0	0	3	0	0	0	0	0	0	0	0
3	85	FOUR SEASON'S RESTAURANT	0	0	0	0	0	0	0	0	0	0	0	0	0	0	0
3	97	FREEMAN'S ACQUISITION, INC.	0	0	3	0	0	0	1	0	0	0	0	0	0	0	0
3	97	FREEMAN'S FOOD SERVICE, INC.	0	0	2	0	0	0	2	0	0	0	0	0	0	0	0
3	97	FREEWAY CAR WASH	0	0	0	0	0	0	0	0	0	0	0	0	0	0	0
3	81	FRESH SPOT INC.	0	0	0	0	0	0	0	0	0	0	0	0	0	0	0
3	85	FRIENDLY'S	0	0	0	0	0	0	0	0	0	0	0	0	0	0	0
3	85	FROYO WORLD	0	0	0	0	0	0	0	0	0	0	0	0	0	0	0
3	97	G & A CARPET CLEANING SERVICES	0	0	0	0	0	0	0	0	0	0	0	0	0	0	0
1	11	G. TANURY PLATING COMPANY	0	3	0	0	1	0	0	1	0	0	0	0	0	0	0
3	41	GALVANIQUE (JOHNSTON)	0	0	6	0	0	0	1	0	0	0	0	0	0	0	0
3	44	GA-REL MANUFACTURING COMPANY	0	0	0	0	0	0	0	0	0	0	0	0	0	0	0
3	74	GEM FOODS - MINERAL SPRING AVE.	0	0	0	0	0	0	3	0	0	0	0	0	0	0	0
3	81	GEM RAVIOLI - RETAIL	0	0	2	0	0	0	2	0	0	0	0	0	0	0	0
1	11	GENERAL PLATING COMPANY	0	0	1	0	0	0	0	0	0	0	0	0	0	0	0
3	86	GENERATIONS' ADULT DAY HEALTH	0	0	0	0	0	0	0	0	0	0	0	0	0	0	0
3	42	GENESIS MARKETING GROUP - OAK STREET	0	0	2	0	0	0	1	0	0	0	0	0	0	0	0
3	42	GENESIS MARKETING GROUP - WARREN AVENUE	0	0	0	0	0	0	0	0	0	0	0	0	0	0	0
3	85	GENEVA DINER	0	0	0	0	0	0	0	0	0	0	0	0	0	0	0
3	85	GEOFF'S SUPERLATIVE SANDWICHES - BENEFT	0	0	0	0	0	0	1	0	0	0	0	0	0	0	0
3	85	GEPPETTO'S	0	0	0	0	0	0	2	0	0	0	0	0	0	0	0
3	53	GILBANE BUILDING COMPANY	0	0	0	0	0	0	0	0	0	0	0	0	0	0	0
3	40	GILBANE BUILDING COMPANY - STORMWATER	0	0	0	0	0	0	0	0	0	0	0	0	0	0	0
3	85	GOLDEN CITY	0	0	0	0	0	0	0	0	0	0	0	0	0	0	0
3	85	GOLDEN CRUST PIZZA	0	0	3	0	0	0	0	0	0	0	0	0	0	0	0
3	43	GOTHIC PEWTER LLC	0	0	1	0	0	0	0	0	0	0	0	0	0	0	0
3	82	GOURMET HEAVEN	0	0	0	0	0	0	0	0	0	0	0	0	0	0	0
3	85	GOURMET HOUSE RESTAURANT	0	0	0	0	0	0	4	0	0	0	0	0	0	0	0
3	85	GRACIES	0	0	0	0	0	0	0	0	0	0	0	0	0	0	0
3	27	GRECO BROTHERS INC.	0	0	0	0	0	0	0	0	0	0	0	0	0	0	0
3	40	GROVE CONSTRUCTION, INC.	0	0	0	0	0	0	0	0	0	0	0	0	0	0	0
3	85	GTECH CENTER	0	0	0	0	0	0	0	0	0	0	0	0	0	0	0
3	89	GUATEPAN BAKERY	0	0	0	0	0	0	1	0	0	0	0	0	0	0	0
3	85	GUIDO MURPHY, INC.	0	0	0	0	0	0	0	0	0	0	0	0	0	0	0
3	41	H & M INDUSTRIES, LLC.	0	0	8	0	0	0	0	0	0	0	0	0	0	0	0
3	85	H AND A KITCHEN	0	0	0	0	0	0	0	0	0	0	0	0	0	0	0
3	85	H&S MANAGEMENT	0	0	3	0	0	0	0	0	0	0	0	0	0	0	0
3	71	HANLEY VOCATIONAL HIGH SCHOOL	0	0	0	0	0	0	0	0	0	0	0	0	0	0	0
3	51	HARRISON CASTING	0	0	0	0	0	0	0	0	0	0	0	0	0	0	0
3	92	HARTFORD LAUNDROMAT, INC.	0	0	0	0	0	0	0	0	0	0	0	0	0	0	0
3	85	HARUKI EAST LTD.	0	0	0	0	0	0	0	0	0	0	0	0	0	0	0
3	85	HAVEN BROTHERS DINER	0	0	0	0	0	0	0	0	0	0	0	0	0	0	0
3	81	HELLEN BAKERY	0	0	0	0	0	0	0	0	0	0	0	0	0	0	0
3	74	HENG EXPRESS - CRANSTON STREET	0	0	0	0	0	0	0	0	0	0	0	0	0	0	0
3	71	HENRY LEVIN DDS	0	0	0	0	0	0	0	0	0	0	0	0	0	0	0

USER CLASSIFICATION

- (1) Significant - Categorical
- (2) Significant - Non-Categorical
- (3) Non-Significant

Field's Point
Notices of Violations Issued - 2012

User Classification	Category	Company Name	Letter of Deficiency	Failure to Meet Standards	Failure to Submit Report	Report Not Signed	Notice of pH Violations	Failure to Immediately Report Violation	Failure to Satisfy NBC Requirements	Failure to Pay Permit Fee/Notice of Non-Payment	Average Limit Violation	Failure to Sample / Analyze All Parameters	Failure to Accurately Report Effluent Values	Failure to Report Pretreatment Equipment Failure	Discharge of Prohibited Material	Failure to Maintain Pretreatment System	Discharging without Permit
3	74	HERCULES MULLIGAN'S	0	0	0	0	0	0	2	0	0	0	0	0	0	0	0
1	11	HERFF JONES, INC.	0	0	1	0	0	0	0	0	0	0	0	0	0	0	0
3	86	HIGHLANDER CHARTER SCHOOL	0	0	0	0	0	0	0	0	0	0	0	0	0	0	0
3	97	HILLVIEW AUTO BODY	0	0	0	0	0	0	0	0	0	0	0	0	0	0	0
3	86	HISTORIC HOTEL PARTNERS OF PROVIDENCE LP D/B/ATHE BILTMORE	0	0	0	0	0	0	0	1	0	0	0	0	0	0	0
3	85	HNC, LLC D/B/A SURA	0	0	0	0	0	0	0	0	0	0	0	0	0	0	0
3	94	HODOSH DENTAL ASSOCIATES, INC.	0	0	0	0	0	0	0	0	0	0	0	0	0	0	0
3	96	HOEY-ARPIN-WILLIAMS-KING FUNERAL HOME	0	0	0	0	0	0	0	0	0	0	0	0	0	0	0
3	94	HOFFMAN ANIMAL HOSPITAL	0	0	0	0	0	0	0	2	0	0	0	0	0	0	0
3	86	HOME AND HOSPICE CARE OF RHODE ISLAND	0	0	0	0	0	0	0	0	0	0	0	0	0	0	0
3	85	HOMEFRIES RESTAURANT	0	0	0	0	0	0	0	0	0	0	0	0	0	0	0
3	85	HOMETOWN PIZZA AND SUBS	0	0	0	0	0	0	0	0	0	0	0	0	0	0	0
3	85	HONEY DEW DONUTS (ALLENS)	0	0	0	0	0	0	0	0	0	0	0	0	0	0	0
3	85	HONEY DEW DONUTS (NORTH MAIN STREET)	0	0	0	0	0	0	0	1	0	0	0	0	0	0	0
3	85	HOPE STREET PIZZA	0	0	0	0	0	0	0	0	0	0	0	0	0	0	0
3	86	HOPKINS MANOR LTD	0	0	0	0	0	0	0	0	0	0	0	0	0	0	0
3	86	HOUSING AUTHORITY OF THE CITY OF PROV. D/B/ACARROLL TOWER	0	0	0	0	0	0	0	0	0	0	0	0	0	0	0
3	85	HSG, INC. D/B/A HEMENWAY'S SEAFOOD GRILL & OYSTER BAR	0	0	0	0	0	0	0	0	0	0	0	0	0	0	0
3	37	HUDSON LIQUID ASPHALTS, INC.	0	0	0	0	0	0	0	0	0	0	0	0	0	0	0
3	97	HURD AUTO MALL LLC	0	0	2	0	0	0	0	0	0	0	0	0	0	0	0
3	41	L. BROOMFIELD & SON, INC.	0	0	1	0	0	0	0	0	0	0	0	0	0	0	0
3	85	ICE LOUNGE, INC. D/B/A ANTONIO'S CAFÉ	0	0	0	0	0	0	0	2	0	0	0	0	0	0	0
1	11	IDEAL PLATING & POLISHING CO., INC.	0	1	3	0	2	0	0	0	0	0	0	0	0	0	0
3	99	IMPERIAL TILE & MARBLE WORKS INC.	0	0	4	0	0	0	0	0	0	0	0	0	0	0	0
3	85	INDIA RESTAURANT	0	0	0	0	0	0	0	0	0	0	0	0	0	0	0
2	11	INDUPLATE LLC	0	0	0	0	0	0	0	0	0	0	0	0	0	0	0
1	11	INTERNATIONAL CHROMIUM PLATING	0	0	0	0	0	0	0	2	0	0	0	0	0	0	0
1	11	INTERNATIONAL ETCHING, INC.	0	0	0	0	7	0	0	0	0	0	0	0	0	0	0
1	11	INTERNATIONAL INSIGNIA CORPORATION	2	3	0	0	5	0	0	0	0	0	0	0	0	0	0
3	92	INTOWN LAUNDRY AND DRY CLEANING	0	0	0	0	0	0	0	0	0	0	0	0	0	0	0
1	11	IRA GREEN, INC.	0	1	0	0	5	0	0	0	0	0	0	0	0	0	0
3	74	ISIS BIOPOLYMER	0	0	0	0	0	0	0	0	0	0	0	0	0	0	0
3	82	ISTANBUL GOURMET MARKET, LLC	0	0	1	0	0	0	0	0	0	0	0	0	0	0	0
3	74	ITALIA LLC D/B/A MILANO'S PIZZERIA	0	0	0	0	0	0	0	0	0	0	0	0	0	0	0
3	49	ITEM HOLDING LLC	1	0	0	0	0	0	0	0	0	0	0	0	0	0	0
3	85	IVY TAVERN	0	0	0	0	0	0	0	1	0	0	0	0	0	0	0
3	85	J & D SHOPPES, INC.	0	0	0	0	0	0	0	0	0	0	0	0	0	0	0
3	85	J & W - CHESTNUTS	0	0	0	0	0	0	0	0	0	0	0	0	0	0	0
3	86	J & W - CENTER FOR CULINARY EXCELLENCE	0	0	0	0	0	0	0	0	0	0	0	0	0	0	0
3	85	J & W - CULINARY MUSEUM CATERING KITCHEN	0	0	0	0	0	0	0	0	0	0	0	0	0	0	0
3	86	J & W - DAVID FRIEDMAN CENTER	0	0	0	0	0	0	0	0	0	0	0	0	0	0	0
3	85	J & W - HARBORSIDE ACADEMICS	0	0	0	0	0	0	0	0	0	0	0	0	0	0	0
3	86	J & W - IMPERIAL HALL	0	0	0	0	0	0	0	0	0	0	0	0	0	0	0
3	86	J & W - MCNAULTY HALL	0	0	0	0	0	0	0	0	0	0	0	0	0	0	0
3	52	J & W - PLANTATIONS HALL	0	0	0	0	0	0	0	0	0	0	0	0	0	0	0
3	86	J & W - SNOWDEN HALL	0	0	0	0	0	0	0	0	0	0	0	0	0	0	0
3	86	J & W - SOUTH HALL	0	0	0	0	0	0	0	0	0	0	0	0	0	0	0
3	85	J & W - THE UNIVERSITY CLUB	0	0	0	0	0	0	0	0	0	0	0	0	0	0	0
3	85	J & W - XAVIER ACADEMY	0	0	0	0	0	0	0	0	0	0	0	0	0	0	0
3	85	J.D.J.C. LLC D/B/A ZOOMA	1	0	0	0	0	0	0	0	0	0	0	0	0	0	0
3	96	J.F. SKEFFINGTON FUNERAL HOME	0	0	0	0	0	0	0	0	0	0	0	0	0	0	0
3	85	J.G., INC. D/B/A RONZIO PIZZA, GREENVILLE AVE.	1	0	0	0	0	0	0	3	0	0	0	0	0	0	0
3	53	J.H. REALTY	0	0	0	0	0	0	0	0	0	0	0	0	0	0	0
3	85	J.M.V. PIZZA & SUBS D/B/ARONZIO PIZZA, SMITHFIELD RD., NP	0	0	0	0	0	0	0	0	0	0	0	0	0	0	0
3	85	JACKY'S GALAXIE - COMMERCE WAY, JOHNSTON	0	0	0	0	0	0	0	0	0	0	0	0	0	0	0
3	85	JACKY'S GALAXIE RESTAURANT - MINERAL SPRING AVE., NP	0	0	0	0	0	0	0	0	0	0	0	0	0	0	0
3	85	JACKY'S WATERPLACE	0	0	0	0	0	0	0	0	0	0	0	0	0	0	0
3	94	JACOB WERBA	0	0	2	0	0	0	0	2	0	0	0	0	0	0	0
3	85	JADE EAST, INC.	0	0	0	0	0	0	0	0	0	0	0	0	0	0	0
3	92	JAIN'S LAUNDRY, INC.	0	0	0	0	0	0	0	0	0	0	0	0	0	0	0
3	85	JAMEL MEP, LLC D/B/A RAMARAYA CAFETERIA RESTAURANT	0	0	0	0	0	0	0	1	0	0	0	0	0	0	0
3	85	JAMRA, INC.	0	0	0	0	0	0	0	1	0	0	0	0	0	0	0

USER CLASSIFICATION

- (1) Significant - Categorical
- (2) Significant - Non-Categorical
- (3) Non-Significant

Field's Point
Notices of Violations Issued - 2012

User Classification	Category	Company Name	Letter of Deficiency	Failure to Meet Standards	Failure to Submit Report	Report Not Signed	Notice of pH Violations	Failure to Immediately Report Violation	Failure to Satisfy NBC Requirements	Failure to Pay Permit Fee/Notice of Non-Payment	Average Limit Violation	Failure to Sample / Analyze All Parameters	Failure to Accurately Report Effluent Values	Failure to Report Pretreatment Equipment Failure	Discharge of Prohibited Material	Failure to Maintain Pretreatment System	Discharging without Permit
3	85	JAN CO. CENTRAL, INC. D/B/A BURGER KING, PUTNAM PIKE	0	0	0	0	0	0	0	0	0	0	0	0	0	0	0
3	85	JANCZYNSKY D/B/A UGLY AMERICAN	0	0	0	0	0	0	10	2	0	0	0	0	0	0	0
3	85	JAQUES, LTD. D/B/A CAFÉ PARAGON	0	0	0	0	0	0	0	0	0	0	0	0	0	0	0
3	93	JB FOLEY PRINTING CO., INC	0	0	10	0	0	0	0	0	0	0	0	0	0	0	0
3	41	JC GORHAM	0	0	1	0	0	0	1	1	0	0	0	0	0	0	0
3	85	JH RESTAURANT PROVIDENCE LLC D/B/A UNION STATION BREWERY	0	0	0	0	0	0	0	0	0	0	0	0	0	0	0
3	97	JINCO REDEVELOPMENT	0	0	0	0	0	0	0	0	0	0	0	0	0	0	0
3	85	JLC FOODS, INC. D/B/A McDONALD'S, MINERAL SPRING AVE., NP	0	0	0	0	0	0	0	0	0	0	0	0	0	0	0
3	40	JOHN ROCCHIO CORP. - OUTFALL 027 SEWER SEPARATION	0	0	3	0	0	0	0	0	0	0	0	0	0	0	0
3	94	JOHN T. A. ROMANO DDS	0	0	1	0	0	0	0	0	0	0	0	0	0	0	0
3	85	ANION, INC. D/B/A JOHNA'S	0	0	0	0	0	0	2	0	0	0	0	0	0	0	0
3	85	JOHNNY ROCKETS - THAYER ST.	0	0	0	0	0	0	0	0	0	0	0	0	0	0	0
3	85	JOHNNY ROCKETS - TWIN RIVER	0	0	0	0	0	0	1	0	0	0	0	0	0	0	0
3	85	JOHN'S BREAKFAST & LUNCH	0	0	0	0	0	0	0	2	0	0	0	0	0	0	0
3	85	JOHNSTON DONUTS INC. D/B/A DUNKIN DONUTS, HARTFORD AVE.	0	0	0	0	0	0	0	0	0	0	0	0	0	0	0
3	94	JOHNSTON FAMILY DENTISTRY	0	0	0	0	0	0	0	0	0	0	0	0	0	0	0
3	85	JOHNSTON PIZZA HOUSE	0	0	0	0	0	0	0	2	0	0	0	0	0	0	0
3	86	JOHNSTON SENIOR CENTER	0	0	0	0	0	0	0	0	0	0	0	0	0	0	0
3	43	JOSEF CREATIONS	0	0	1	0	0	0	0	0	0	0	0	0	0	0	0
3	94	JOSEPH A. IZZI, M.D., INC.	0	0	2	0	0	0	0	0	0	0	0	0	0	0	0
3	94	JOSEPH SAMUELS DENTAL CENTER	0	0	0	0	0	0	0	2	0	0	0	0	0	0	0
3	85	JOZON ENTERPRISES D/B/A DOMINO'S PIZZA, HARTFORD AVE.	0	0	0	0	0	0	0	0	0	0	0	0	0	0	0
1	11	JRB ASSOCIATES INC.	0	3	1	0	8	0	0	0	0	0	0	0	0	0	0
3	85	JRB LLC D/B/A JULIAN'S	0	0	0	0	0	0	0	0	0	0	0	0	0	0	0
3	85	JULIO'S FAMILY RESTAURANT	0	0	0	0	0	0	0	0	0	0	0	0	0	0	0
3	85	KADISMO	0	0	0	0	0	0	0	2	0	0	0	0	0	0	0
3	42	KB SURFACES	0	0	2	0	0	0	0	0	0	0	0	0	0	0	0
3	92	KELLY LAUNDROMAT	0	0	0	0	0	0	0	1	0	0	0	0	0	0	0
3	97	KELLY'S CAR WASH	0	1	4	0	0	0	0	0	0	0	0	0	0	0	0
3	74	KEN ROCHA AUTOMOTIVE, INC	0	0	0	0	0	0	0	0	0	0	0	0	0	0	0
3	85	KEN WOK	0	0	0	0	0	0	0	0	0	0	0	0	0	0	0
3	85	KENTUCKY FRIED CHICKEN - ATWOOD AVE., JOHNSTON	0	0	0	0	0	0	0	0	0	0	0	0	0	0	0
3	85	KENTUCKY FRIED CHICKEN - BROAD ST., PROV.	0	0	0	0	0	0	3	1	0	0	0	0	0	0	0
3	85	KENTUCKY FRIED CHICKEN - MINERAL SPRING AVENUE, NP	0	0	0	0	0	0	0	0	0	0	0	0	0	0	0
3	85	KENTUCKY FRIED CHICKEN - NORTH MAIN STREET	0	0	0	0	0	0	0	0	0	0	0	0	0	0	0
3	71	KEVIN FOOD MARKET	0	0	0	0	0	0	0	0	0	0	0	0	0	0	0
3	85	KHOO KITCHEN	0	0	0	0	0	0	0	0	0	0	0	0	0	0	0
3	85	KING COFFEE	0	0	0	0	0	0	0	0	0	0	0	0	0	0	0
1	11	KIRKS FOLLY	0	0	10	0	0	0	0	0	0	0	0	0	0	0	0
3	85	KMN, LLC D/B/A PAPA JOHN'S - CHALKSTONE AVE.	0	0	0	0	0	0	0	0	0	0	0	0	0	0	0
3	85	L.A. BAILEYS	0	0	0	0	0	0	1	0	0	0	0	0	0	0	0
3	85	L.D.'S SAUSAGE SHOP	0	0	0	0	0	0	0	0	0	0	0	0	0	0	0
3	46	L.M. HOVEY & SON, INC.	0	0	0	0	0	0	0	1	0	0	0	0	0	0	0
3	85	LA GRANDE PARADA	0	0	0	0	0	0	0	0	0	0	0	0	0	0	0
3	92	LA LIN COIN LAUNDRYMAT	0	0	0	0	0	0	0	0	0	0	0	0	0	0	0
3	85	LA LUPITA	0	0	0	0	0	0	0	0	0	0	0	0	0	0	0
3	85	LA NUOVA PIZZERIA	0	0	0	0	0	0	0	0	0	0	0	0	0	0	0
3	85	LA SONRISA RESTAURANT - CRANSTON ST.	0	0	0	0	0	0	0	0	0	0	0	0	0	0	0
3	85	LADDER 133 INC.	0	0	0	0	0	0	0	0	0	0	0	0	0	0	0
3	85	LANCELOTTA'S BANQUET RESTAURANT	0	0	0	0	0	0	0	0	0	0	0	0	0	0	0
3	86	LASALLE ACADEMY	0	0	0	0	0	0	0	0	0	0	0	0	0	0	0
3	81	LASALLE BAKERY	0	0	0	0	0	0	0	0	0	0	0	0	0	0	0
3	85	LASALLE DONUTS INC. D/B/A DUNKIN DONUTS - 1009 SMITH ST., PROV.	0	0	0	0	0	0	0	0	0	0	0	0	0	0	0
3	92	LAUNDROMAX - 1315 BROAD STREET, LLC	0	0	0	0	0	0	0	0	0	0	0	0	0	0	0
3	92	LAUNDROMAX - ATWELLS AVENUE LLC	0	0	0	0	0	0	0	0	0	0	0	0	0	0	0
3	92	LAUNDRY CLUB	0	0	0	0	0	0	1	0	0	0	0	0	0	0	0
3	92	LAUNDRY WORLD	0	0	0	0	0	0	0	1	0	0	0	0	0	0	0
3	86	LAURELMEAD COOPERATIVE INC.	0	0	0	0	0	0	0	0	0	0	0	0	0	0	0
3	94	LAWRENCE PAGE, DMD, INC.	0	0	1	0	0	0	0	0	0	0	0	0	0	0	0
3	94	LAWRENCE STEPHENSON, DDS, LTD	0	0	0	0	0	0	0	0	0	0	0	0	0	0	0
2	43	LEE'S MANUFACTURING	0	1	5	0	0	0	0	0	0	0	0	0	0	0	0
3	85	LI LI WOK	0	0	0	0	0	0	0	0	0	0	0	0	0	0	0

USER CLASSIFICATION

- (1) Significant - Categorical
- (2) Significant - Non-Categorical
- (3) Non-Significant

Field's Point
Notices of Violations Issued - 2012

User Classification	Category	Company Name	Letter of Deficiency	Failure to Meet Standards	Failure to Submit Report	Report Not Signed	Notice of pH Violations	Failure to Immediately Report Violation	Failure to Satisfy NBC Requirements	Failure to Pay Permit Fee/Notice of Non-Payment	Average Limit Violation	Failure to Sample / Analyze All Parameters	Failure to Accurately Report Effluent Values	Failure to Report Pretreatment Equipment Failure	Discharge of Prohibited Material	Failure to Maintain Pretreatment System	Discharging without Permit
3	85	LIGHTHOUSE RESTAURANT, INC.	0	0	0	0	0	0	0	0	0	0	0	0	0	0	0
3	86	LIMA ELEMENTARY SCHOOL	0	0	0	0	0	0	0	0	0	0	0	0	0	0	0
3	85	LIMA SUBS, LLC D/B/ASUBWAY - CHARLES ST.	0	0	0	0	0	0	0	0	0	0	0	0	0	0	0
3	42	L'IMAGE, INC.	0	0	1	0	0	0	0	0	0	0	0	0	0	0	0
3	85	LITTLE CAESAR'S - BROAD ST., PROV.	1	0	0	0	0	0	0	0	0	0	0	0	0	0	0
3	85	LITTLE CAESAR'S - SMITH ST., PROV.	0	0	0	0	0	0	0	0	0	0	0	0	0	0	0
3	85	LIV RESTAURANT	0	0	0	0	0	0	0	0	0	0	0	0	0	0	0
3	85	LM TACO RI D/B/A TACO BELL - MINERAL SPRING AVE., NP	0	0	0	0	0	0	0	2	0	0	0	0	0	0	0
3	85	LNP ENTERPRISES, INC. D/B/ADOMINO'S PIZZA - MINERAL SPRING AVE., NP	0	0	0	0	0	0	0	0	0	0	0	0	0	0	0
3	85	LNP ENTERPRISES, INC. D/B/ADOMINO'S PIZZA - NORTH MAIN ST., PROV.	0	0	0	0	0	0	0	0	0	0	0	0	0	0	0
3	85	LOCAL HERO DELI	0	0	0	0	0	0	1	0	0	0	0	0	0	0	0
3	74	LOJIE FULLER	0	0	0	0	0	0	0	0	0	0	0	0	0	0	0
3	74	LOLA'S CANTINA, LLC	0	0	0	0	0	0	1	0	0	0	0	0	0	0	0
3	85	LONG RIVER RESTAURANT	0	0	0	0	0	0	0	2	0	0	0	0	0	0	0
3	85	LOS ANDES RESTAURANT	0	0	0	0	0	0	0	1	0	0	0	0	0	0	0
3	85	LOT 401 EAST D/B/AMU MU	0	0	0	0	0	0	0	0	0	0	0	0	0	0	0
3	85	LUCKY GARDEN	0	0	0	0	0	0	0	0	0	0	0	0	0	0	0
3	85	LUCKY STATION BBQ RESTAURANT LLC	0	0	0	0	0	0	0	0	0	0	0	0	0	0	0
3	85	LUIGI'S GOURMET EXPRESS	0	0	0	0	0	0	0	0	0	0	0	0	0	0	0
3	85	LUXE BURGER BAR	0	0	0	0	0	0	0	0	0	0	0	0	0	0	0
3	81	LYNN'S DOLCE E PANE	0	1	9	0	0	0	0	0	0	0	0	0	0	0	0
3	97	M. G. MOTORS INC.	0	0	0	0	0	0	0	0	0	0	0	0	0	0	0
3	85	MAD ERNIES HOMEMADE ICE CREAM	0	0	0	0	0	0	0	0	0	0	0	0	0	0	0
3	97	MAGIC GAS & CARWASH, INC.	0	0	0	0	0	0	0	0	0	0	0	0	0	0	0
1	11	MAHR FEDERAL, INC. - 1139 EDDY STREET	0	0	0	0	0	0	0	0	0	0	0	0	0	0	0
3	52	MAHR FEDERAL, INC. - 1144 EDDY STREET	0	0	0	0	0	0	0	0	0	0	0	0	0	0	0
3	42	MAINELLI TOOL & DIE, INC.	0	0	0	0	0	0	0	0	0	0	0	0	0	0	0
3	85	MAMA TERESA OF PROVIDENCE	0	0	0	0	0	0	0	0	0	0	0	0	0	0	0
3	85	MANTON DONUTS, INC. D/B/A DUNKIN DONUTS - MANTON AVE.	0	0	0	0	0	0	0	0	0	0	0	0	0	0	0
3	42	MARK PRECISION, INC.	0	0	2	0	0	0	2	0	0	0	0	0	0	0	0
3	97	MARKOS AUTOMOTIVE	0	0	4	0	0	0	0	0	0	0	0	0	0	0	0
3	94	MARTIN S. HANOIAN, DMD, LTD.	0	0	0	0	0	0	0	0	0	0	0	0	0	0	0
3	42	MATRIX CASTING COMPANY, INC.	0	0	0	0	0	0	0	0	0	0	0	0	0	0	0
3	89	MAYA BAKERY	0	0	0	0	0	0	0	0	0	0	0	0	0	0	0
3	85	MAYA GUATEMALA, INC.	0	0	0	0	0	0	0	1	0	0	0	0	0	0	0
3	85	MAZEY'S RESTAURANT - CHARLES	0	0	8	0	0	0	8	0	0	0	0	0	0	0	0
3	85	MAZEY'S RESTAURANT - SMITH	0	0	8	0	0	0	8	0	0	0	0	0	0	0	0
3	85	MCBRIDE'S PUB	0	0	0	0	0	0	0	0	0	0	0	0	0	0	0
3	85	MCCORMICK & SCHMICK RESTAURANT	0	0	0	0	0	0	0	0	0	0	0	0	0	0	0
3	85	MCCURDY'S JUNCTION HOUSE	0	0	0	0	0	0	0	2	0	0	0	0	0	0	0
3	85	MEDITERRANEO CORP.	0	0	0	0	0	0	0	0	0	0	0	0	0	0	0
3	86	MEETING STREET	0	0	0	0	0	0	0	0	0	0	0	0	0	0	0
3	71	MEETING STREET CAFE	0	0	0	0	0	0	0	0	0	0	0	0	0	0	0
3	81	MEKONG MARKET	0	0	1	0	0	0	0	0	0	0	0	0	0	0	0
3	27	MELLER OPTICS, INC.	0	0	0	0	0	0	0	0	0	0	0	0	0	0	0
1	11	METALLURGICAL SOLUTIONS, INC.	0	0	0	0	0	0	0	0	0	0	0	0	0	0	0
3	85	METRO HONDA	0	0	1	0	0	0	0	0	0	0	0	0	0	0	0
3	86	METROPOLITAN CAREER & TECH CTR	0	0	0	0	0	0	2	0	0	0	0	0	0	0	0
3	85	MEZZA LLC D/B/A ENCORE	0	0	0	0	0	0	0	0	0	0	0	0	0	0	0
3	85	MI GUATEMALA RESTAURANT	0	0	0	0	0	0	0	0	0	0	0	0	0	0	0
3	81	MI QUISQUEYA MEAT MARKET	1	0	5	0	0	0	4	2	0	0	0	0	0	0	0
3	85	MI SUENO INC.	0	0	0	0	0	0	1	0	0	0	0	0	0	0	0
3	85	MIA'S PIZZERIA - ATWELLS AVENUE	0	0	0	0	0	0	0	3	0	0	0	0	0	0	0
3	71	MIA'S PIZZERIA, INC. - CHARLES STREET	0	0	0	0	0	0	2	0	0	0	0	0	0	0	0
3	94	MICHAEL A. BARRY, DMD, INC.	0	0	1	0	0	0	0	0	0	0	0	0	0	0	0
3	85	MICHAEL ANTHONY'S	0	0	0	0	0	0	0	1	0	0	0	0	0	0	0
3	85	MILAD AYAD D/B/A MELLO BELLA PIZZERIA	0	0	0	0	0	0	0	1	0	0	0	0	0	0	0
3	85	MILLS COFFEE ROASTING CO.	0	0	0	0	0	0	0	0	0	0	0	0	0	0	0
3	85	MINERVA'S PIZZA	0	0	0	0	0	0	1	0	0	0	0	0	0	0	0
3	85	MING RIVER CHINESE RESTAURANT	0	0	0	0	0	0	0	0	0	0	0	0	0	0	0
3	90	MIRIAM HOSPITAL	0	0	0	0	0	0	0	0	0	0	0	0	0	0	0
3	85	MITA ENTERPRISE OF RI D/B/A PIZZA HUT - MINERAL SPRING AVE., NP	0	0	0	0	0	0	0	0	0	0	0	0	0	0	0

USER CLASSIFICATION

- (1) Significant - Categorical
- (2) Significant - Non-Categorical
- (3) Non-Significant

Field's Point
Notices of Violations Issued - 2012

User Classification	Category	Company Name	Letter of Deficiency	Failure to Meet Standards	Failure to Submit Report	Report Not Signed	Notice of pH Violations	Failure to Immediately Report Violation	Failure to Satisfy NBC Requirements	Failure to Pay Permit Fee/Notice of Non-Payment	Average Limit Violation	Failure to Sample / Analyze All Parameters	Failure to Accurately Report Effluent Values	Failure to Report Pretreatment Equipment Failure	Discharge of Prohibited Material	Failure to Maintain Pretreatment System	Discharging without Permit
3	85	MLS, LLC D/B/A JERKY'S	0	0	0	0	0	0	0	0	0	0	0	0	0	0	0
3	96	MONAHAN-DRABBLE-SHERMAN	0	0	0	0	0	0	0	0	0	0	0	0	0	0	0
1	11	MONARCH METAL FINISHING, INC.	1	3	3	0	7	0	1	0	0	1	0	0	0	0	0
3	21	MOODY MACHINE PRODUCTS, INC.	0	0	0	0	0	0	1	0	0	0	0	0	0	0	0
3	52	MORAN TRANSPORTATION INDUSTRIES, INC.	0	0	0	0	0	0	0	0	0	0	0	0	0	0	0
3	86	MORGAN HEALTH CENTER	0	1	1	0	0	0	0	0	0	0	0	0	0	0	0
3	41	MORGAN MILL METALS, LLC	0	0	0	0	0	0	0	0	0	0	0	0	0	0	0
3	43	MORVILLO & SONS, INC	0	0	4	0	0	0	0	0	0	0	0	0	0	0	0
3	86	MOSES BROWN SCHOOL	0	0	2	0	0	0	1	0	0	0	0	0	0	0	0
3	37	MOTIVA ENTERPRISES, LLC	0	0	0	0	0	0	0	0	0	0	0	0	0	0	0
3	86	MOUNT PLEASANT HIGH SCHOOL	0	0	0	0	0	0	0	0	0	0	0	0	0	0	0
3	85	MOZZARELLA'S OF N.P., INC.	0	0	0	0	0	0	0	0	0	0	0	0	0	0	0
3	85	MR. BIGGS SALOON	0	0	0	0	0	0	0	1	0	0	0	0	0	0	0
3	43	MUTUAL METALS/MUTUAL CORNELL	0	0	5	0	0	0	0	0	0	0	0	0	0	0	0
3	97	MY CAR, INCORPORATED	0	0	0	0	0	0	0	0	0	0	0	0	0	0	0
3	95	N.E. TESTING LABORATORY, INC.	0	0	0	0	0	0	0	0	0	0	0	0	0	0	0
3	85	NANCY'S FANCIES	0	0	0	0	0	0	0	0	0	0	0	0	0	0	0
3	85	NARA, LLC	0	0	0	0	0	0	0	0	0	0	0	0	0	0	0
3	51	NARR. ELECTRIC - MELROSE CHILLER	0	0	0	0	0	0	0	1	0	0	0	0	0	0	0
3	44	NARR. ELECTRIC (ALLENS AVE.)	0	0	0	0	0	1	0	1	0	0	0	0	0	0	0
3	27	NARR. ELECTRIC CO.-VAULT OP.-FP	0	0	0	0	0	0	0	0	0	0	0	0	0	0	0
3	35	NARRAGANSETT IMPROVEMENT CO.	0	0	0	0	0	0	0	0	0	0	0	0	0	0	0
1	11	NARRAGANSETT JEWELRY D/B/A C&J JEWELRY COMPANY	1	0	0	0	2	0	0	0	0	0	0	0	0	0	0
3	86	NATHAN BISHOP MIDDLE SCHOOL	0	0	0	0	0	0	0	0	0	0	0	0	0	0	0
3	95	NBC ANALYTICAL LABORATORY	0	0	0	0	0	0	0	0	0	0	0	0	0	0	0
3	85	NEVER SPRING, LLC D/B/A CUBAN REVOLUTION - VALLEY ST.	1	0	0	0	0	0	0	2	0	0	0	0	0	0	0
3	85	NEW CHINA	0	0	0	0	0	0	0	0	0	0	0	0	0	0	0
3	85	NEW RIVERS RESTAURANT	0	0	0	0	0	0	0	0	0	0	0	0	0	0	0
3	85	NEW TOKYO INC. D/B/A TOKYO RESTAURANT	0	0	0	0	0	0	0	0	0	0	0	0	0	0	0
3	85	NEW WING KEE B-B-Q & POULTRY	0	0	0	0	0	0	0	0	0	0	0	0	0	0	0
3	85	NEWPORT CREAMERY	0	0	0	0	0	0	0	1	0	0	0	0	0	0	0
3	85	NEWPORT WEST D/B/A CUBAN REVOLUTION - ABORN ST.	1	0	0	0	0	0	0	3	0	0	0	0	0	0	0
3	81	NGC INC. D/B/A THE TOWN DOCK	0	0	0	0	0	0	0	0	0	0	0	0	0	0	0
3	85	NICE SLICE	0	0	0	0	0	0	0	0	0	0	0	0	0	0	0
3	94	NICHOLAS D. IANNUCCILLI, M.D.	0	0	0	0	0	0	0	0	0	0	0	0	0	0	0
3	97	NICK'S AUTO BODY, INC.	0	0	0	0	0	0	0	0	0	0	0	0	0	0	0
3	85	NICKS ON BROADWAY	0	0	0	0	0	0	0	0	0	0	0	0	0	0	0
3	97	NNC OF RHODE ISLAND, INC. D/B/A COMET CAR WASH	0	0	1	0	0	0	0	0	0	0	0	0	0	0	0
3	85	NOBLE HOUSE	0	0	0	0	0	0	0	0	0	0	0	0	0	0	0
3	85	NORDSTROM, INC.	0	0	0	0	0	0	0	0	0	0	0	0	0	0	0
3	94	NORMAN BRICE SEGGER	0	0	1	0	0	0	0	1	0	0	0	0	0	0	0
3	97	NORTH MAIN STREET AUTO WASH	0	0	1	0	0	0	0	0	0	0	0	0	0	0	0
3	94	NORTH PROVIDENCE DENTAL ASSOCIATES	0	0	1	0	0	0	0	0	0	0	0	0	0	0	0
3	86	NORTH PROVIDENCE HIGH SCHOOL	0	0	0	0	0	0	0	0	0	0	0	0	0	0	0
3	95	NORTHEAST ENVIRONMENTAL	0	0	0	0	0	0	0	0	0	0	0	0	0	0	0
3	43	NORTHLAND ENVIRONMENTAL LLC	0	0	1	0	0	0	0	0	0	0	0	0	0	0	0
3	81	NUEVA SAN SALVADOR BAKERY, INC.	0	0	7	0	0	0	0	0	0	0	0	0	0	0	0
3	92	NUMBER ONE CLEANERS	0	0	0	0	0	0	0	0	0	0	0	0	0	0	0
3	85	OASIS MARKET	0	0	0	0	0	0	1	0	0	0	0	0	0	0	0
3	92	OCEAN STATE LAUNDRY SERVICES	0	0	0	0	0	0	0	0	0	0	0	0	0	0	0
3	46	OCEAN STATE METALS, INC.	0	0	0	0	0	0	0	0	0	0	0	0	0	0	0
3	81	OCEAN STATE PEELED POTATOES	0	0	0	0	0	0	0	0	0	0	0	0	0	0	0
3	85	OKI JAPANESE STEAKHOUSE	0	0	0	0	0	0	0	0	0	0	0	0	0	0	0
3	85	OLD CANTEEN RESTAURANT	0	0	0	0	0	0	0	0	0	0	0	0	0	0	0
3	85	OLDEN ENTERPRIZE D/B/A CLUB DEL RIO	0	0	0	0	0	0	0	4	0	0	0	0	0	0	0
3	94	OLGA FREY, D.M.D.	0	0	1	0	0	0	0	0	0	0	0	0	0	0	0
3	85	OLGA'S CUP AND SAUCER, INC.	0	0	0	0	0	0	0	1	0	0	0	0	0	0	0
3	85	OLNEYVILLE FRIED CHICKEN, INC.	0	0	0	0	0	0	0	0	0	0	0	0	0	0	0
3	85	OLNEYVILLE NY SYSTEM	0	0	1	0	0	0	0	0	0	0	0	0	0	0	0
3	85	OLNEYVILLE PIZZA	0	0	0	0	0	0	1	1	0	0	0	0	0	0	0
3	96	OLSON & PARENT FUNERAL HOME, INC.	0	0	0	0	0	0	0	0	0	0	0	0	0	0	0
3	85	OLYMPIC PIZZA	0	0	0	0	0	0	0	0	0	0	0	0	0	0	0

USER CLASSIFICATION

- (1) Significant - Categorical
- (2) Significant - Non-Categorical
- (3) Non-Significant

Field's Point
Notices of Violations Issued - 2012

User Classification	Category	Company Name	Letter of Deficiency	Failure to Meet Standards	Failure to Submit Report	Report Not Signed	Notice of pH Violations	Failure to Immediately Report Violation	Failure to Satisfy NBC Requirements	Failure to Pay Permit Fee/Notice of Non-Payment	Average Limit Violation	Failure to Sample / Analyze All Parameters	Failure to Accurately Report Effluent Values	Failure to Report Pretreatment Equipment Failure	Discharge of Prohibited Material	Failure to Maintain Pretreatment System	Discharging without Permit
3	94	OMS SPECIALISTS, INC	0	0	0	0	0	0	0	0	0	0	0	0	0	0	0
3	85	ORIGINAL N.Y. SYSTEM RRESTAURANT	0	0	0	0	0	0	0	0	0	0	0	0	0	0	0
3	85	ORIGINAL PALMIERTS BAKERY	0	0	0	0	0	0	0	2	0	0	0	0	0	0	0
3	71	ORTIZ RESTAURANT	0	0	0	0	0	0	0	0	0	0	0	0	0	0	0
3	85	OUR LADY OF THE ROSARY	0	0	0	0	0	0	0	0	0	0	0	0	0	0	0
3	85	OV'S RESTAURANT	0	0	0	0	0	0	0	0	0	0	0	0	0	0	0
3	74	OWENS FIELD CONCESSION STAND(CITY OF PROVIDENCE)	0	0	0	0	0	0	4	0	0	0	0	0	0	0	0
3	89	P MAUREEN GIRARD D/B/A SOMETHING DIFFERENT	0	0	0	0	0	0	0	0	0	0	0	0	0	0	0
3	85	P.F. CHANG'S CHINA BISTRO, INC.	0	0	0	0	0	0	0	0	0	0	0	0	0	0	0
3	81	PACIFIC SEAFOOD MARKET	0	0	1	0	0	0	1	0	0	0	0	0	0	0	0
3	82	PANADERIA EL PAISANO	0	0	6	0	0	0	1	0	0	0	0	0	0	0	0
3	89	PANADERIA EL QUETZAL, INC.	0	0	0	0	0	0	1	0	0	0	0	0	0	0	0
3	81	PANDORA'S PRODUCTS	0	0	0	0	0	0	0	0	0	0	0	0	0	0	0
3	85	PANE E VINO	0	0	0	0	0	0	1	0	0	0	0	0	0	0	0
3	85	PANERA BREAD - PROVIDENCE PLACE MALL	0	0	0	0	0	0	0	0	0	0	0	0	0	0	0
3	94	PAOLUCCI FAMILY DENTIST	0	0	1	0	0	0	0	0	0	0	0	0	0	0	0
3	92	PARITY LAUNDRY	0	0	0	0	0	0	0	0	0	0	0	0	0	0	0
3	85	PARKSIDE ROTISSERIE & BAR	0	0	0	0	0	0	0	0	0	0	0	0	0	0	0
3	85	PASSIONFLOWER, INC.	0	0	0	0	0	0	0	0	0	0	0	0	0	0	0
3	85	PASTICHE FINE DESSERTS	0	0	0	0	0	0	0	0	0	0	0	0	0	0	0
3	92	PATRICIAN CORP. D/B/AMR. RALPH'S	0	0	0	0	0	0	0	0	0	0	0	0	0	0	0
3	85	PATTERSON PARK PARTNERS, LLC D/B/A LOCAL 121	0	0	0	0	0	0	0	0	0	0	0	0	0	0	0
3	86	PAUL CUFFEE SCHOOL	0	0	0	0	0	0	0	0	0	0	0	0	0	0	0
3	85	PAULIE'S PIZZA ON SOUTH SIDE	0	0	0	0	0	0	0	0	0	0	0	0	0	0	0
3	92	PAUL'S DRY CLEANING SERVICES, INC.	0	0	0	0	0	0	1	0	0	0	0	0	0	0	0
3	85	PAULY PENTA'S ITALIAN DELI	0	0	0	0	0	0	0	0	0	0	0	0	0	0	0
3	85	PEACHTREE PROPERTIES INC. D/B/A ILL FORNELLO	0	0	0	0	0	0	0	0	0	0	0	0	0	0	0
3	85	PEARL RESTAURANT & LOUNGE	0	0	0	0	0	0	0	4	0	0	0	0	0	0	0
3	94	PEDIATRIC DENTISTRY	0	0	0	0	0	0	0	0	0	0	0	0	0	0	0
3	96	PENNINE FUNERAL HOME	0	0	0	0	0	0	3	0	0	0	0	0	0	0	0
3	94	PEREL & BILDER, INC.	0	0	0	0	0	0	0	0	0	0	0	0	0	0	0
3	94	PERIODONTAL ASSOCIATES	0	0	0	0	0	0	0	0	0	0	0	0	0	0	0
3	94	PERIODONTICS, INC.	0	0	0	0	0	0	0	0	0	0	0	0	0	0	0
3	81	PESCATORE'S SEAFOOD, INC. D/B/A NORTHERN LOBSTER	0	0	3	0	0	0	0	1	0	0	0	0	0	0	0
3	85	PETT MONGER	0	0	0	0	0	0	0	0	0	0	0	0	0	0	0
3	86	PEZZELI NURSING CENTER D/B/A GOLDEN CREST NURSING	0	0	0	0	0	0	0	0	0	0	0	0	0	0	0
3	85	PG FOODS INC. D/B/A SUBWAY - SMITH ST.	0	0	0	0	0	0	0	0	0	0	0	0	0	0	0
3	85	PHAT BOYZ	0	0	0	0	0	0	0	4	0	0	0	0	0	0	0
3	94	PHILIP BARR, DDS	0	0	4	0	0	0	0	0	0	0	0	0	0	0	0
3	94	PHILIP J. CORREIA, D.D.S.	0	0	0	0	0	0	0	0	0	0	0	0	0	0	0
3	85	PHO HORN'S INC.	0	0	0	0	0	0	0	1	0	0	0	0	0	0	0
3	85	PHOENIX DRAGON RESTAURANT	0	0	0	0	0	0	0	0	0	0	0	0	0	0	0
3	85	PHONATIC RESTAURANT	0	0	0	0	0	0	0	0	0	0	0	0	0	0	0
3	86	PIERCE MANOR	0	0	0	0	0	0	0	0	0	0	0	0	0	0	0
1	11	PILGRIM SCREW CORPORATION	0	0	0	0	0	0	0	0	0	0	0	0	0	0	0
3	85	PINE STREET VENTURES, LLC D/B/AMcFADDEN'S RESTAURANT AND SALOON	0	0	0	0	0	0	0	0	0	0	0	0	0	0	0
3	85	PITO RESTAURANT - BROAD ST., PROV.	0	0	0	0	0	0	0	0	0	0	0	0	0	0	0
3	85	PITO'S RESTAURANT #2 - CRANSTON ST.	0	0	0	0	0	0	0	0	0	0	0	0	0	0	0
3	85	PIZZA PALACE	0	0	0	0	0	0	0	0	0	0	0	0	0	0	0
3	85	PIZZA PIE ER	0	0	0	0	0	0	0	0	0	0	0	0	0	0	0
3	85	PIZZA QUEEN	0	0	0	0	0	0	0	0	0	0	0	0	0	0	0
3	85	PIZZA ROMA	0	0	0	0	0	0	0	0	0	0	0	0	0	0	0
3	85	PIZZERIA GUSTO, INC.	0	0	0	0	0	0	0	1	0	0	0	0	0	0	0
3	85	PIZZICO RESTAURANTE	0	0	0	0	0	0	0	0	0	0	0	0	0	0	0
3	95	PLANNED PARENTHOOD OF SOUTH N.E.	0	0	0	0	0	0	0	0	0	0	0	0	0	0	0
3	42	PLASTICAST, INC.	0	0	0	0	0	0	0	0	0	0	0	0	0	0	0
3	86	POCASSET BAY MANOR	1	0	0	0	0	0	0	0	0	0	0	0	0	0	0
3	85	POPEYE'S CHICKEN - RESERVOIR AVENUE	0	0	0	0	0	0	0	0	0	0	0	0	0	0	0
3	81	PORTION MEAT ASSOCIATES, INC.	0	0	0	0	0	0	0	0	0	0	0	0	0	0	0
3	42	PORTLAND TRANSMISSION	0	0	0	0	0	0	0	0	0	0	0	0	0	0	0
3	85	PRANZI CATERING	0	0	0	0	0	0	0	0	0	0	0	0	0	0	0
3	41	PRECISION INDUSTRIES, INC.	0	0	11	0	0	0	0	0	0	0	0	0	0	0	0

USER CLASSIFICATION

- (1) Significant - Categorical
- (2) Significant - Non-Categorical
- (3) Non-Significant

Field's Point
Notices of Violations Issued - 2012

User Classification	Category	Company Name	Letter of Deficiency	Failure to Meet Standards	Failure to Submit Report	Report Not Signed	Notice of pH Violations	Failure to Immediately Report Violation	Failure to Satisfy NBC Requirements	Failure to Pay Permit Fee/Notice of Non-Payment	Average Limit Violation	Failure to Sample / Analyze All Parameters	Failure to Accurately Report Effluent Values	Failure to Report Pretreatment Equipment Failure	Discharge of Prohibited Material	Failure to Maintain Pretreatment System	Discharging without Permit
3	85	PRETZEL BAKERY	0	0	0	0	0	0	0	0	0	0	0	0	0	0	0
3	85	PR I D/B/A STARBUCKS - ATWELLS AVE.	0	0	0	0	0	0	0	0	0	0	0	0	0	0	0
3	86	PR I I LP D/B/A HILTON PROVIDENCE	0	0	0	0	0	0	0	0	0	0	0	0	0	0	0
3	82	PRICE RITE - VALLEY STREET	0	0	0	0	0	0	0	0	0	0	0	0	0	0	0
3	92	PRIDE LAUNDRY	0	0	0	0	0	0	1	0	0	0	0	0	0	0	0
3	41	PRINCE ENAMELING COMPANY, INC.	0	0	0	0	0	0	0	0	0	0	0	0	0	0	0
3	92	PRISTINE LAUNDROMAT	0	0	0	0	0	0	0	0	0	0	0	0	0	0	0
3	93	PROPRINT INCORPORATED	0	0	0	0	0	0	0	0	0	0	0	0	0	0	0
3	94	PROSTHODONTICS	0	0	0	0	0	0	0	1	0	0	0	0	0	0	0
3	95	PROV. COLLEGE - ALBERTUS MAGNUS/SOWA HALL	0	0	0	0	0	0	0	0	0	0	0	0	0	0	0
3	89	PROV. COLLEGE - PETERSON RECREATION CENTER	0	0	0	0	0	0	0	0	0	0	0	0	0	0	0
3	86	PROV. COLLEGE - SUITE BUILDING	0	0	0	0	0	0	0	0	0	0	0	0	0	0	0
2	24	PROV. JOURNAL CO. - PRODUCTION FACILITY	0	0	0	0	0	0	0	0	0	0	0	0	0	0	0
3	97	PROVIDENCE AUTO BODY, INC.	0	0	0	0	0	0	1	0	0	0	0	0	0	0	0
3	74	PROVIDENCE CAREER & TECHNICAL ACADEMY - Fricker St.	0	0	0	0	0	0	7	0	0	0	0	0	0	0	0
3	85	PROVIDENCE COAL FIRED PIZZA	0	0	0	0	0	0	1	0	0	0	0	0	0	0	0
3	86	PROVIDENCE COLLEGE - ALUMNI HALL	0	0	0	0	0	0	0	0	0	0	0	0	0	0	0
3	86	PROVIDENCE COLLEGE - AQUINAS HALL	0	0	0	0	0	0	0	0	0	0	0	0	0	0	0
3	86	PROVIDENCE COLLEGE - BEDFORD HALL	0	0	0	0	0	0	0	0	0	0	0	0	0	0	0
3	89	PROVIDENCE COLLEGE - CERAMICS	0	0	0	0	0	0	0	0	0	0	0	0	0	0	0
3	86	PROVIDENCE COLLEGE - CUNNINGHAM HALL	0	0	0	0	0	0	0	0	0	0	0	0	0	0	0
3	86	PROVIDENCE COLLEGE - DAVIS HALL	0	0	0	0	0	0	0	0	0	0	0	0	0	0	0
3	86	PROVIDENCE COLLEGE - DITRAGIA HALL	0	0	0	0	0	0	0	0	0	0	0	0	0	0	0
3	86	PROVIDENCE COLLEGE - DORE HALL	0	0	0	0	0	0	0	0	0	0	0	0	0	0	0
3	86	PROVIDENCE COLLEGE - FENNEL HALL	0	0	0	0	0	0	0	0	0	0	0	0	0	0	0
3	86	PROVIDENCE COLLEGE - GUZMAN HALL	0	0	0	0	0	0	0	0	0	0	0	0	0	0	0
3	95	PROVIDENCE COLLEGE - HICKEY HALL	0	0	0	0	0	0	0	0	0	0	0	0	0	0	0
3	93	PROVIDENCE COLLEGE - HUNT-CAVANAGH	0	0	0	0	0	0	0	0	0	0	0	0	0	0	0
3	97	PROVIDENCE COLLEGE - ITALY STREET	0	0	0	0	0	0	0	0	0	0	0	0	0	0	0
3	86	PROVIDENCE COLLEGE - JOSEPH HALL	0	0	0	0	0	0	0	0	0	0	0	0	0	0	0
3	86	PROVIDENCE COLLEGE - MAL BROWN HALL	0	0	0	0	0	0	0	0	0	0	0	0	0	0	0
3	86	PROVIDENCE COLLEGE - MCDERMOTT HALL	0	0	0	0	0	0	0	0	0	0	0	0	0	0	0
3	86	PROVIDENCE COLLEGE - MCVINNEY HALL	0	0	0	0	0	0	0	0	0	0	0	0	0	0	0
3	86	PROVIDENCE COLLEGE - MEAGHER HALL	0	0	0	0	0	0	0	0	0	0	0	0	0	0	0
3	53	PROVIDENCE COLLEGE - POWER PLANT	0	0	2	0	0	0	0	1	0	0	0	0	0	0	0
3	86	PROVIDENCE COLLEGE - RAYMOND HALL	0	0	0	0	0	0	0	0	0	0	0	0	0	0	0
3	89	PROVIDENCE COLLEGE - SCHNEIDER ARENA	0	0	0	0	0	0	0	0	0	0	0	0	0	0	0
3	99	PROVIDENCE COLLEGE - SERVICE BUILDING	0	0	0	0	0	0	0	0	0	0	0	0	0	0	0
3	99	PROVIDENCE COLLEGE - SMITH CTR. FOR ARTS	0	0	0	0	0	0	0	0	0	0	0	0	0	0	0
3	86	PROVIDENCE COLLEGE - ST. AQUINAS PRIORY	0	0	0	0	0	0	0	0	0	0	0	0	0	0	0
3	71	PROVIDENCE COMMUNITY HEALTH CENTER - PRAIRIE AVE.	0	0	0	0	0	0	0	0	0	0	0	0	0	0	0
3	94	PROVIDENCE COMMUNITY HEALTH CENTERS - BROAD ST., PROV.	0	0	0	0	0	0	0	0	0	0	0	0	0	0	0
3	84	PROVIDENCE COMMUNITY LIBRARY	0	0	0	0	0	0	0	0	0	0	0	0	0	0	0
3	41	PROVIDENCE ELECTROPLATING WORKS	0	0	3	0	0	0	0	0	0	0	0	0	0	0	0
3	86	PROVIDENCE ELEMENTARY SCHOOL D/B/A ANTHONY CARNEVALE ELEMENTARY	0	0	0	0	0	0	0	0	0	0	0	0	0	0	0
3	86	PROVIDENCE HOUSING AUTHORITY D/B/A HARTFORD PARK COMMUNITY CENTER	0	0	0	0	0	0	0	0	0	0	0	0	0	0	0
3	85	PROVIDENCE KNC, INC. D/B/A Ihop	0	0	0	0	0	0	0	0	0	0	0	0	0	0	0
3	86	PROVIDENCE MARRIOTT	1	0	0	0	0	0	0	1	0	0	0	0	0	0	0
3	85	PROVIDENCE OYSTER BAR	0	0	0	0	0	0	0	0	0	0	0	0	0	0	0
3	85	PROVIDENCE PIZZA PALACE	0	0	0	0	0	0	0	0	0	0	0	0	0	0	0
3	85	PROVIDENCE PRIME	0	0	0	0	0	0	0	0	0	0	0	0	0	0	0
3	86	PROVIDENCE PUBLIC SAFETY COMPLEX	0	0	0	0	0	0	0	2	0	0	0	0	0	0	0
3	99	PROVIDENCE RIVER ANIMAL HOSPITAL	0	0	0	0	0	0	0	0	0	0	0	0	0	0	0
3	85	PROVIDENCE SCHOOL DEPARTMENT D/B/A 797 CAFÉ	0	0	0	0	0	0	1	0	0	0	0	0	0	0	0
3	86	PROVIDENCE SCHOOL DEPARTMENT D/B/A DELESTO MIDDLE SCHOOL	0	0	0	0	0	0	0	0	0	0	0	0	0	0	0
3	86	PROVIDENCE SCHOOL DEPARTMENT D/B/A HARRY KIZIRIAN SCHOOL	0	0	0	0	0	0	0	0	0	0	0	0	0	0	0
2	34	PROVIDENCE SPECIALTY PRODUCTS	0	0	0	0	1	0	0	0	0	0	0	0	0	0	0
3	85	PSC FOODS, INC. D/B/A MCDONALD'S - ATWOOD AVENUE	0	0	0	0	0	0	0	0	0	0	0	0	0	0	0
3	92	PUTNAM STREET LAUNDROMAT	0	0	0	0	0	0	0	0	0	0	0	0	0	0	0
3	81	QUALITY BEEF CO., INC.	0	0	3	0	0	0	0	0	0	0	0	0	0	0	0
3	92	QUALITY CLEANSERS, INC.	0	0	0	0	0	0	0	1	0	0	0	0	0	0	0
3	81	QUALITY SEAFOOD, INC.	0	0	1	0	0	0	0	0	0	0	0	0	0	0	0

USER CLASSIFICATION

- (1) Significant - Categorical
- (2) Significant - Non-Categorical
- (3) Non-Significant

Field's Point
Notices of Violations Issued - 2012

User Classification	Category	Company Name	Letter of Deficiency	Failure to Meet Standards	Failure to Submit Report	Report Not Signed	Notice of pH Violations	Failure to Immediately Report Violation	Failure to Satisfy NBC Requirements	Failure to Pay Permit Fee/Notice of Non-Payment	Average Limit Violation	Failure to Sample / Analyze All Parameters	Failure to Accurately Report Effluent Values	Failure to Report Pretreatment Equipment Failure	Discharge of Prohibited Material	Failure to Maintain Pretreatment System	Discharging without Permit
3	27	QUALITY SPRAYING TECHNOLOGIES	1	0	1	0	0	0	0	0	0	1	0	0	0	0	0
3	95	QUEST DIAGNOSTICS INC. (ATWOOD)	0	0	0	0	0	0	0	0	0	0	0	0	0	0	0
3	85	QUINCY AMUSEMENTS, INC. D/B/A PROVIDENCE PLACE CINEMAS	0	0	0	0	0	0	0	0	0	0	0	0	0	0	0
3	99	QUINCY AMUSEMENTS, INC./ NAT. AMUSE CO. D/B/AIMAX AT PROVIDENCE PLACE	0	0	0	0	0	0	0	0	0	0	0	0	0	0	0
3	74	QUISQUEYA MARKET, INC.	0	0	0	0	0	0	0	0	0	0	0	0	0	0	0
1	11	R. E. STURDY COMPANY, INC.	0	3	6	0	7	1	1	0	0	0	0	0	0	0	0
3	97	R.C. MOTORS INC.	0	0	0	0	0	0	0	1	0	0	0	0	0	0	0
3	81	R.I. BEEF & VEAL, INCORPORATED	0	0	2	0	0	0	0	0	0	0	0	0	0	0	0
3	95	R.I. D.O.T. - MATERIALS TESTING	0	0	0	0	0	0	0	0	0	0	0	0	0	0	0
3	90	R.I. HOSPITAL - HASBRO CHILDRENS	0	0	1	0	0	0	0	3	0	0	0	0	0	0	0
3	85	R.I. PUBLICATIONS SOCIETY D/B/AFABRE LINE CLUB	0	0	0	0	0	0	2	2	0	0	0	0	0	0	0
3	37	R.I.P.T.A. - CHAFFEE BUILDING	0	1	2	0	0	0	0	0	0	0	0	0	0	0	0
3	37	R.I.P.T.A. - NEW BUS FACILITY	0	0	2	0	0	0	0	1	0	0	0	0	0	0	0
3	37	R.I.P.T.A. - OLD BUS FACILITY	0	0	0	0	0	0	0	1	0	0	0	0	0	0	0
3	37	R.I.P.T.A. - PARA-TRANSIT FACILITY	0	0	2	0	0	0	0	1	0	0	0	0	0	0	0
3	40	R.P. IANNUCCILLO & SONS CONSTRUCTION CO., INC. -River Rd. Interceptor-	1	0	0	0	0	0	1	0	0	0	0	0	0	0	0
3	85	RAA, INC. D/B/A ANGELO'S RESTAURANT	0	0	0	0	0	0	0	0	0	0	0	0	0	0	0
3	85	RAC CORPORATION D/B/A DOWNCITY RESTAURANT	0	0	0	0	0	0	0	0	0	0	0	0	0	0	0
3	94	RADIOLOGY ASSOCIATES, INC. -PLAIN STREET	0	0	0	0	0	0	0	0	0	0	0	0	0	0	0
3	92	RAINBOW CLEANERS, INC.	0	0	0	0	0	0	0	0	0	0	0	0	0	0	0
3	85	RALPHS BULL + CLAW TAVERN	0	0	0	0	0	0	0	2	0	0	0	0	0	0	0
3	85	RANGINA, INC. D/B/A CFC FRIED CHICKEN	0	0	0	0	0	0	0	0	0	0	0	0	0	0	0
3	85	RAN-ZAN	0	0	0	0	0	0	0	0	0	0	0	0	0	0	0
3	92	RAY'S LAUNDRY	0	0	0	0	0	0	0	0	0	0	0	0	0	0	0
3	85	RCR GROUP INC. D/B/A CACTUS GRILLE	0	0	0	0	0	0	2	0	0	0	0	0	0	0	0
3	85	RD INVESTMENTS D/B/A EL PEZ DORADO	0	0	0	0	0	0	0	3	0	0	0	0	0	0	0
3	85	REALT'S FINE ITALIAN CUISINE	0	0	1	0	0	0	0	0	0	0	0	0	0	0	0
3	85	RED GINGER	0	0	0	0	0	0	0	0	0	0	0	0	0	0	0
3	85	RED STRIPE EAST SIDE, LLC.	0	0	0	0	0	0	0	0	0	0	0	0	0	0	0
3	86	REGENCY PLAZA NOMINEE TRUST (1)	0	0	2	0	0	0	0	0	0	0	0	0	0	0	0
3	86	REGENCY PLAZA NOMINEE TRUST (2)	0	0	2	0	0	0	0	0	0	0	0	0	0	0	0
3	86	REGENCY PLAZA NOMINEE TRUST (3)	0	0	2	0	0	0	0	0	0	0	0	0	0	0	0
3	86	RENAISSANCE HOTEL	0	0	0	0	0	0	0	0	0	0	0	0	0	0	0
3	86	RESERVOIR AVENUE SCHOOL	0	0	0	0	0	0	0	0	0	0	0	0	0	0	0
3	85	RESTAURANT MEXICO GARIBALDI	0	0	0	0	0	0	0	1	0	0	0	0	0	0	0
3	82	REYES FOOD MARKET	0	0	3	1	0	0	1	0	0	0	0	0	0	0	0
3	85	RHODE ISLAND BILLIARDS CLUB	0	0	0	0	0	0	0	2	0	0	0	0	0	0	0
3	95	RHODE ISLAND BLOOD CENTER	0	0	0	0	0	0	0	0	0	0	0	0	0	0	0
3	43	RHODE ISLAND CHEMICAL CORPORATION	0	0	1	0	0	0	0	0	0	0	0	0	0	0	0
3	89	RHODE ISLAND COLLEGE - CONNECTION 1	0	0	0	0	0	0	0	0	0	0	0	0	0	0	0
3	43	RHODE ISLAND COLLEGE - CONNECTION 2	0	0	5	0	0	0	2	0	0	0	0	0	0	0	0
3	99	RHODE ISLAND COLLEGE - CONNECTION 3	0	0	2	0	0	0	0	0	0	0	0	0	0	0	0
3	86	RHODE ISLAND COLLEGE - CONNECTION 4	0	0	0	0	0	0	0	0	0	0	0	0	0	0	0
3	86	RHODE ISLAND CONVENTION CENTER	0	0	0	0	0	0	0	0	0	0	0	0	0	0	0
3	85	RHODE ISLAND FAVORITE CHICKEN I D/B/APOPEYE'S - PROVIDENCE PLACE MALL	0	0	0	0	0	0	1	2	0	0	0	0	0	0	0
3	85	RHODE ISLAND FAVORITE CHICKEN III, LLC D/B/APOPEYE'S LOUISIANA CHICKEN	0	0	0	0	0	0	0	0	0	0	0	0	0	0	0
3	51	RHODE ISLAND HEAT TREATING CO.	0	0	0	0	0	0	0	0	0	0	0	0	0	0	0
3	90	RHODE ISLAND HOSPITAL	0	0	0	0	0	0	0	0	0	0	0	0	0	0	0
3	81	RHODE ISLAND PROVISION COMPANY	0	0	2	0	0	0	1	3	0	0	0	0	0	0	0
3	85	RHODE ROCKETS INC. D/B/A JOHNNY ROCKETS - PROVIDENCE PLACE	1	0	0	0	0	0	0	0	0	0	0	0	0	0	0
3	85	RI COMMUNITY FOOD BANK	0	0	0	0	0	0	0	0	0	0	0	0	0	0	0
3	95	RI DEPARTMENT OF HEALTH - CHAPIN LAB	0	0	0	0	0	0	0	2	0	0	0	0	0	0	0
3	85	RI RA THE IRISH PUB	0	0	0	0	0	0	0	0	0	0	0	0	0	0	0
3	74	RIBC PROPERTIES, LLC D/B/ARHODE ISLAND BLOOD CENTER, 395 PROMENADE ST.	0	0	0	0	0	0	0	0	0	0	0	0	0	0	0
3	85	RIBS AND COMPANY	0	0	0	0	0	0	0	0	0	0	0	0	0	0	0
3	85	RICCOTTI'S ON THE HILL	0	0	0	0	0	0	0	0	0	0	0	0	0	0	0
3	52	RICH GROUP, LLC	0	0	0	0	0	0	0	1	0	0	0	0	0	0	0
3	85	RICK'S ROADHOUSE	0	0	0	0	0	0	0	0	0	0	0	0	0	0	0
3	85	RICO SAZON II	0	0	0	0	0	0	0	2	0	0	0	0	0	0	0
3	86	RISD - 15 WESTMINSTER STREET	0	0	0	0	0	0	0	0	0	0	0	0	0	0	0
3	84	RISD - AUDITORIUM	0	0	0	0	0	0	0	0	0	0	0	0	0	0	0
3	99	RISD - BANK BUILDING	0	0	0	0	0	0	0	0	0	0	0	0	0	0	0

USER CLASSIFICATION

- (1) Significant - Categorical
- (2) Significant - Non-Categorical
- (3) Non-Significant

Field's Point
Notices of Violations Issued - 2012

User Classification	Category	Company Name	Letter of Deficiency	Failure to Meet Standards	Failure to Submit Report	Report Not Signed	Notice of pH Violations	Failure to Immediately Report Violation	Failure to Satisfy NBC Requirements	Failure to Pay Permit Fee/Notice of Non-Payment	Average Limit Violation	Failure to Sample / Analyze All Parameters	Failure to Accurately Report Effluent Values	Failure to Report Pretreatment Equipment Failure	Discharge of Prohibited Material	Failure to Maintain Pretreatment System	Discharging without Permit
3	99	RISD - BAYARD-EWING BUILDING	0	0	0	0	0	0	0	0	0	0	0	0	0	0	0
3	24	RISD - BENSON HALL	0	0	0	0	0	0	0	0	0	0	0	0	0	0	0
3	52	RISD - CENTRAL POWER PLANT	0	0	0	0	0	0	0	0	0	0	0	0	0	0	0
3	23	RISD - COLLEGE BUILDING	0	0	0	0	0	0	0	0	0	0	0	0	0	0	0
3	86	RISD - COLONIAL APARTMENTS	0	0	0	0	0	0	0	0	0	0	0	0	0	0	0
3	93	RISD - DESIGN CENTER	0	0	0	0	0	0	0	0	0	0	0	0	0	0	0
3	99	RISD - DEXTER HOUSE GARAGE	0	0	0	0	0	0	0	0	0	0	0	0	0	0	0
3	86	RISD - EAST HALL	0	0	0	0	0	0	0	0	0	0	0	0	0	0	0
3	99	RISD - FLETCHER BUILDING	0	0	0	0	0	0	0	0	0	0	0	0	0	0	0
3	86	RISD - HOMER HALL	0	0	0	0	0	0	0	0	0	0	0	0	0	0	0
3	84	RISD - ILLUSTRATION STUDIES BUILDING	0	0	0	0	0	0	0	0	0	0	0	0	0	0	0
3	99	RISD - INDUSTRIAL DESIGN BUILDING	0	0	0	0	0	0	0	0	0	0	0	0	0	0	0
3	84	RISD - MARKET HOUSE	0	0	0	0	0	0	0	0	0	0	0	0	0	0	0
3	99	RISD - MASON (CIT) BUILDING	0	0	0	0	0	0	0	0	0	0	0	0	0	0	0
3	99	RISD - MEMORIAL HALL	0	0	0	0	0	0	0	0	0	0	0	0	0	0	0
3	43	RISD - METCALF BUILDING	0	0	0	0	0	0	0	0	0	0	0	0	0	0	0
3	86	RISD - NICKERSON HALL	0	0	0	0	0	0	0	0	0	0	0	0	0	0	0
3	85	RISD - REFECTORY	0	0	0	0	0	0	0	0	0	0	0	0	0	0	0
3	86	RISD - SOUTH HALL	0	0	0	0	0	0	0	0	0	0	0	0	0	0	0
3	99	RISD - WASHINGTON BUILDING	0	0	0	0	0	0	0	0	0	0	0	0	0	0	0
3	99	RISD - WATERMAN BUILDING	0	0	0	0	0	0	0	0	0	0	0	0	0	0	0
3	84	RISD - WHAT CHEER GARAGE	0	0	0	0	0	0	0	0	0	0	0	0	0	0	0
3	53	RISD - WINSTON CLOCK TOWER	0	0	0	0	0	0	0	0	0	0	0	0	0	0	0
3	85	RITA'S PIZZA, INC.	0	0	0	0	0	0	0	0	0	0	0	0	0	0	0
3	94	ROBERT L. SERINSKY, DMD	0	0	1	0	0	0	0	1	0	0	0	0	0	0	0
3	85	ROBERTS DELI	0	0	0	0	0	0	0	0	0	0	0	0	0	0	0
3	46	ROBERTS POLISHING	0	0	0	0	0	0	0	0	0	0	0	0	0	0	0
3	90	ROGER WILLIAMS HOSPITAL	0	0	1	0	0	0	0	0	0	0	0	0	0	0	0
3	85	ROGER WILLIAMS ZOO - CAROUSEL CAFE	0	0	0	0	0	0	0	0	0	0	0	0	0	0	0
3	74	ROGER WILLIAMS ZOO - VETERINARY HOSPITAL	0	0	0	0	0	0	0	0	0	0	0	0	0	0	0
3	85	ROMA, LLC	0	0	0	0	0	0	0	0	0	0	0	0	0	0	0
3	81	RON'S PASTRY GOURMET	0	0	3	0	0	0	0	0	0	0	0	0	0	0	0
3	85	RONIT CORPORATION D/B/ASUBWAY - ATWELLS AVE.	0	0	0	0	0	0	0	0	0	0	0	0	0	0	0
3	85	RONZIO PIZZA - ATWELLS AVE.	0	0	0	0	0	0	1	4	0	0	0	0	0	0	0
3	85	ROSA MIA PIZZA AND MORE	0	0	3	0	0	0	0	0	0	0	0	0	0	0	0
3	85	ROSSI'S COLD CUTS & DELI	0	0	3	0	0	0	0	0	0	0	0	0	0	0	0
3	85	ROUNDGRILLE, INC. D/B/A FIRE & ICE	1	0	0	0	0	0	0	0	0	0	0	0	0	0	0
3	85	RUBY TUESDAY #4628	1	0	0	0	0	0	0	0	0	0	0	0	0	0	0
3	85	RUE BIS	0	0	0	0	0	0	0	0	0	0	0	0	0	0	0
3	85	RUE DE L'ESPOIR	0	0	0	0	0	0	0	0	0	0	0	0	0	0	0
3	96	RUSSELL J. BOYLE & SON	0	0	0	0	0	0	0	0	0	0	0	0	0	0	0
3	85	RUTH'S CHRIS STEAKHOUSE	0	0	0	0	0	0	1	1	0	0	0	0	0	0	0
3	41	RVS MFG. CO.	0	0	4	0	0	0	0	0	0	0	0	0	0	0	0
3	85	S&D EDDY, LLC D/B/A DUNKIN DONUTS - 850 EDDY ST.	0	0	0	0	0	0	0	0	0	0	0	0	0	0	0
3	85	S&Y CHINESE RESTAURANT, INC. D/B/A KING WOK	0	0	0	0	0	0	0	0	0	0	0	0	0	0	0
3	84	S.B. WINSOR DAIRY	0	0	2	0	0	0	0	1	0	0	0	0	0	0	0
3	43	SAGE MANUFACTURING COMPANY, INC.	0	0	0	0	0	0	0	0	0	0	0	0	0	0	0
3	86	SAINT ELIZABETH ASSISTED LIVING	0	0	0	0	0	0	0	0	0	0	0	0	0	0	0
3	85	SAKIS PIZZA	0	0	0	0	0	0	0	0	0	0	0	0	0	0	0
3	85	SALON BAR LLC D/B/A THE SALON PROVIDENCE	0	0	0	0	0	0	0	0	0	0	0	0	0	0	0
3	86	SALVATORE MANCINI RESOURCE AND ACTIVITY	0	0	0	0	0	0	0	0	0	0	0	0	0	0	0
3	85	SAMMY'S HOUSE OF PIZZA, LLC	0	0	0	0	0	0	0	0	0	0	0	0	0	0	0
3	85	SAM'S NEW YORK SYSTEM	0	0	0	0	0	0	0	0	0	0	0	0	0	0	0
3	60	SAN MIGUEL CAR WASH	0	0	0	0	0	0	1	0	0	0	0	0	0	0	0
3	74	SAVE-A-LOT - BRANCH AVE., PROV.	0	0	0	0	0	0	0	0	0	0	0	0	0	0	0
3	85	SBARRO - TWIN RIVER	0	0	0	0	0	0	1	0	0	0	0	0	0	0	0
3	81	SCIALO BAKERY	0	2	2	0	0	0	0	0	0	0	0	0	0	0	0
3	85	SCOPA, LLC D/B/A TAZZA	0	0	0	0	0	0	0	0	0	0	0	0	0	0	0
3	85	SCRAMBLER'S II, INC.	0	0	0	0	0	0	0	0	0	0	0	0	0	0	0
3	85	SEAFOOD SHACK	0	0	0	0	0	0	0	0	0	0	0	0	0	0	0
3	85	SEGroB INC. D/B/A CAFÉ LA FRANCE - WESTMINSTER ST.	0	0	0	0	0	0	0	0	0	0	0	0	0	0	0
3	85	SEVEN STARS BAKERY - BROADWAY, PROV.	0	0	0	0	0	0	0	0	0	0	0	0	0	0	0

USER CLASSIFICATION

- (1) Significant - Categorical
- (2) Significant - Non-Categorical
- (3) Non-Significant

Field's Point
Notices of Violations Issued - 2012

User Classification	Category	Company Name	Letter of Deficiency	Failure to Meet Standards	Failure to Submit Report	Report Not Signed	Notice of pH Violations	Failure to Immediately Report Violation	Failure to Satisfy NBC Requirements	Failure to Pay Permit Fee/Notice of Non-Payment	Average Limit Violation	Failure to Sample / Analyze All Parameters	Failure to Accurately Report Effluent Values	Failure to Report Pretreatment Equipment Failure	Discharge of Prohibited Material	Failure to Maintain Pretreatment System	Discharging without Permit
3	85	SEVEN STARS BAKERY - HOPE STREET	0	0	0	0	0	0	0	0	0	0	0	0	0	0	0
3	85	SHANGHAI RESTAURANT	1	0	0	0	0	0	0	0	0	0	0	0	0	0	0
2	40	SHANK BALFOUR BEATTY - SHAFT TUNNEL 303.03C	1	0	0	0	0	0	1	0	0	0	0	0	0	0	0
3	85	SHARK SUSHI BAR & GRILL	0	0	0	0	0	0	0	2	0	0	0	0	0	0	0
3	82	SHAW'S SUPERMARKET STORE #194 - SMITHFIELD RD., NP	0	3	1	0	0	0	1	0	0	0	0	0	0	0	0
3	97	SHELL OIL COMPANY - MINERAL SPRING AVE., NP	0	0	0	0	0	0	0	0	0	0	0	0	0	0	0
3	97	SHELL OIL PRODUCTS COMPANY - HARTFORD AVE., JOHNSTON	0	0	0	0	0	0	0	1	0	0	0	0	0	0	0
3	82	SHORE'S MARKET, INC.	0	0	0	0	0	0	0	0	0	0	0	0	0	0	0
3	92	SHOWCASE LAUNDRY SOUTH	0	0	0	0	0	0	0	0	0	0	0	0	0	0	0
3	85	SHULA'S 347 GRILLE	1	0	0	0	0	0	2	0	0	0	0	0	0	0	0
3	85	SICILIA'S PIZZERIA - ATWELLS AVENUE	0	0	0	0	0	0	0	1	0	0	0	0	0	0	0
3	85	SIDEBAR INC. LLC	0	0	0	0	0	0	0	2	0	0	0	0	0	0	0
3	85	SIENA, INC.	0	0	0	0	0	0	0	0	0	0	0	0	0	0	0
3	42	SIMPLEX ENGINE & MACHINE, INC.	0	0	0	0	0	0	0	0	0	0	0	0	0	0	0
3	85	SIMPLY SEASONAL	0	0	0	0	0	0	0	0	0	0	0	0	0	0	0
3	81	SIN, LLC	0	0	0	0	0	0	0	0	0	0	0	0	0	0	0
3	92	SMITH HILL LAUNDROMAT	0	0	0	0	0	0	0	0	0	0	0	0	0	0	0
3	85	SNOOKERS INC.	1	0	0	0	0	0	0	0	0	0	0	0	0	0	0
3	84	SNOW ASSOCIATES	0	0	0	0	0	0	0	0	0	0	0	0	0	0	0
3	71	SOAPY'S LAUNDROMAT	0	0	0	0	0	0	0	0	0	0	0	0	0	0	0
3	85	SOBAN INC.	0	0	0	0	0	0	0	0	0	0	0	0	0	0	0
3	85	SOUPER BOWLS	0	0	0	0	0	0	0	2	0	0	0	0	0	0	0
3	85	SOUTH STREET CAFE	0	0	0	0	0	0	0	1	0	0	0	0	0	0	0
3	85	SPATS	1	0	0	0	0	0	0	0	0	0	0	0	0	0	0
3	92	SPECIALTY CLEANSING COMPANY	0	0	0	0	0	0	0	0	0	0	0	0	0	0	0
3	46	SPECTRUM COATINGS LAB, INC.	0	0	0	0	0	0	0	0	0	0	0	0	0	0	0
3	97	SPEEDY AUTO SERVICE BY MONRO	0	0	0	0	0	0	1	0	0	0	0	0	0	0	0
3	85	SPEEDY PIZZA	0	0	0	0	0	0	0	0	0	0	0	0	0	0	0
3	85	SPIKE'S JUNKYARD DOGS	0	0	0	0	0	0	0	0	0	0	0	0	0	0	0
3	86	SPORTSMAN INN, INC.	0	0	0	0	0	0	0	0	0	0	0	0	0	0	0
3	52	SPRAGUE ENERGY CORPORATION	0	0	0	0	0	0	0	0	0	0	0	0	0	0	0
3	85	SS SUBS, INC. D/B/A/SUBWAY - WATERMAN ST.	0	0	0	0	0	0	0	0	0	0	0	0	0	0	0
3	90	ST. JOSEPH HOSPITAL - FATIMA UNIT	0	0	0	0	0	0	1	1	0	0	0	0	0	0	0
3	90	ST. JOSEPH HOSPITAL - PROVIDENCE UNIT	0	0	2	0	0	0	0	0	0	0	0	0	0	0	0
3	94	ST. JOSEPH'S PEDIATRIC DENTAL ASSOCIATION	0	0	2	0	0	0	0	0	0	0	0	0	0	0	0
3	92	STAR CLEANERS	0	0	0	0	0	0	0	2	0	0	0	0	0	0	0
3	85	STARBUCKS (BILTMORE)	0	0	0	0	0	0	0	0	0	0	0	0	0	0	0
3	85	STARBUCKS (FINANCIAL PLAZA)	0	0	0	0	0	0	0	0	0	0	0	0	0	0	0
3	85	STARBUCKS COFFEE COMPANY - ANGELL STREET	0	0	0	0	0	0	0	0	0	0	0	0	0	0	0
3	85	STEAKOUT PIZZA	0	0	2	0	0	0	0	2	0	0	0	0	0	0	0
3	60	STEARNS TOOL COMPANY	0	0	0	0	0	0	0	0	0	0	0	0	0	0	0
3	86	STEERE HOUSE NURSING CENTER	0	0	0	0	0	0	0	0	0	0	0	0	0	0	0
3	94	STEVEN A. SACK, D.M.D	0	0	1	0	0	0	0	0	0	0	0	0	0	0	0
3	94	STEVEN W. SILVERBERG DDS	0	0	0	0	0	0	0	0	0	0	0	0	0	0	0
3	82	STOP & SHOP SUPERMARKET #703 - COMMERCE WAY, JOHNSTON	0	0	0	0	0	0	0	0	0	0	0	0	0	0	0
3	82	STOP & SHOP SUPERMARKET #722 - MANTON AVENUE	0	0	0	0	0	0	0	0	0	0	0	0	0	0	0
3	82	STOP & SHOP SUPERMARKET #724 - MINERAL SPRING AVE., NP	0	0	1	0	0	0	0	0	0	0	0	0	0	0	0
3	82	STOP & SHOP SUPERMARKET #725 - WEST RIVER RD., PROV.	0	0	0	0	0	0	0	0	0	0	0	0	0	0	0
3	74	SUBWAY - SMITH ST., PROV	0	0	0	0	0	0	0	0	0	0	0	0	0	0	0
3	85	SUBWAY - ATWOOD AVENUE	0	0	0	0	0	0	0	0	0	0	0	0	0	0	0
3	85	SUBWAY - ELMWOOD AVENUE	0	0	0	0	0	0	0	0	0	0	0	0	0	0	0
3	85	SUBWAY - KENNEDY PLAZA	0	0	0	0	0	0	0	0	0	0	0	0	0	0	0
3	85	SUBWAY - WESTMINSTER STREET	0	0	0	0	0	0	0	0	0	0	0	0	0	0	0
3	85	SUBWAY - WEYBOSSET STREET	0	0	0	0	0	0	0	0	0	0	0	0	0	0	0
3	85	SUBWAY HUSSAINI & BANNI BROS OF P.P. LLC -PROVIDENCE PLACE MALL	0	0	0	0	0	0	0	0	0	0	0	0	0	0	0
3	96	SUGARMAN-SINAI MEMORIAL CHAPEL	0	0	0	0	0	0	0	0	0	0	0	0	0	0	0
3	86	SUMMIT COMMONS SKILLED NURSING & REHAB.	1	0	0	0	0	0	0	0	0	0	0	0	0	0	0
3	92	SUN-BRITE LAUNDROMAT	0	0	0	0	0	0	0	0	0	0	0	0	0	0	0
3	74	SUNSET AUTO SALES	0	0	0	0	0	0	0	0	0	0	0	0	0	0	0
3	85	SUNSET BAR & GRILLE	0	0	0	0	0	0	0	1	0	0	0	0	0	0	0
3	92	SUPER LAUNDROMAT	0	0	0	0	0	0	0	0	0	0	0	0	0	0	0
3	85	SURA 153, INC.	1	0	0	0	0	0	0	0	0	0	0	0	0	0	0

USER CLASSIFICATION

- (1) Significant - Categorical
- (2) Significant - Non-Categorical
- (3) Non-Significant

Field's Point
Notices of Violations Issued - 2012

User Classification	Category	Company Name	Letter of Deficiency	Failure to Meet Standards	Failure to Submit Report	Report Not Signed	Notice of pH Violations	Failure to Immediately Report Violation	Failure to Satisfy NBC Requirements	Failure to Pay Permit Fee/Notice of Non-Payment	Average Limit Violation	Failure to Sample / Analyze All Parameters	Failure to Accurately Report Effluent Values	Failure to Report Pretreatment Equipment Failure	Discharge of Prohibited Material	Failure to Maintain Pretreatment System	Discharging without Permit
1	11	SURFACE COATINGS DIV. OF WESTWELL IND.	0	1	0	0	0	0	0	0	0	0	0	0	0	0	0
1	11	SURFACE COATINGS DIVISION, MFB LLC	1	0	1	0	3	0	0	0	0	1	0	0	0	0	0
3	85	SUSHI CAFÉ - PROVIDENCE PLACE	0	0	0	0	0	0	1	0	0	0	0	0	0	0	0
3	97	SWAN POINT CEMETERY	0	0	1	0	0	0	0	0	0	0	0	0	0	0	0
3	97	SWASH EXPRESS AUTO WASH	0	0	0	0	0	0	0	0	0	0	0	0	0	0	0
3	99	SWG PROMOTIONS, LLC	0	0	2	0	0	0	0	0	0	0	0	0	0	0	0
3	81	T.O. NAM SAUSAGE, INC.	0	0	0	0	0	0	0	0	0	0	0	0	0	0	0
3	85	TACO BELL - ATWOOD AVENUE	0	0	0	0	0	0	0	2	0	0	0	0	0	0	0
3	85	TACO LOCO, INC.	0	0	0	0	0	0	0	2	0	0	0	0	0	0	0
3	85	TASO'S N.Y. SYSTEM, INC.	0	0	0	0	0	0	0	1	0	0	0	0	0	0	0
3	99	TAVARES PEDIATRIC CENTER, INC.	0	0	0	0	0	0	0	0	0	0	0	0	0	0	0
1	11	TECHNODIC, INC.	0	0	0	0	0	0	0	0	0	0	0	0	0	0	0
3	74	TEDDY CHABO (NAME TBD)	0	0	0	0	0	0	0	0	0	0	0	0	0	0	0
3	81	TEDESCO'S SAUSAGE SHOP	0	0	0	0	0	0	0	0	0	0	0	0	0	0	0
3	85	TEN STEAK AND SUSHI	0	0	0	0	0	0	0	0	0	0	0	0	0	0	0
3	46	TERCAT TOOL & DIE COMPANY, INC.	0	0	0	0	0	0	0	1	0	0	0	0	0	0	0
3	85	TERIYAKI HOUSE	0	0	0	0	0	0	0	0	0	0	0	0	0	0	0
3	85	THE ABBEY	0	0	6	0	0	0	0	0	0	0	0	0	0	0	0
3	24	THE ALLIED GROUP	0	0	0	0	0	0	1	0	0	0	0	0	0	0	0
3	85	THE APARTMENT	0	0	0	0	0	0	0	0	0	0	0	0	0	0	0
3	85	THE BLUE COTTAGE	0	0	0	0	0	0	0	0	0	0	0	0	0	0	0
3	86	THE BRIDGE AT CHERRY HILL	1	0	0	0	0	0	0	0	0	0	0	0	0	0	0
3	85	THE CELTIC LOUNGE	1	0	12	0	0	0	12	2	0	0	0	0	0	0	0
3	60	THE CENTURY LOUNGE	0	0	0	0	0	0	0	0	0	0	0	0	0	0	0
3	85	THE CHEESECAKE FACTORY RESTAURANTS, INC.	1	0	0	0	0	0	0	0	0	0	0	0	0	0	0
3	85	THE CORPORATE CAFE'	0	0	0	0	0	0	0	0	0	0	0	0	0	0	0
3	74	THE DORRANCE, LLC	0	0	0	0	0	0	0	0	0	0	0	0	0	0	0
3	37	THE FOUNDRY ASSOCIATES	0	0	1	0	0	0	0	0	0	0	0	0	0	0	0
3	86	THE GENESIS CENTER	0	0	0	0	0	0	0	0	0	0	0	0	0	0	0
3	86	THE HOTEL PROVIDENCE OPERATING CO., LLC	0	0	0	0	0	0	0	0	0	0	0	0	0	0	0
3	85	THE LIBERTY ELM, LLC	0	0	0	0	0	0	3	1	0	0	0	0	0	0	0
3	85	THE LITTLE INN	0	0	0	0	0	0	0	2	0	0	0	0	0	0	0
3	74	THE LOCALS	0	0	0	0	0	0	0	0	0	0	0	0	0	0	0
3	85	THE MCCAULEY HOUSE	0	0	0	0	0	0	0	0	0	0	0	0	0	0	0
3	85	THE MELTING POT	0	0	0	0	0	0	1	0	0	0	0	0	0	0	0
3	85	THE MILLS TAVERN, LLC	0	0	0	0	0	0	0	0	0	0	0	0	0	0	0
3	89	THE ORIGINAL ITALIAN BAKERY, INC.	0	0	0	0	0	0	0	0	0	0	0	0	0	0	0
3	86	THE PIOUS SOCIETY OF THE MISSIONARY ST.	0	0	0	0	0	0	0	0	0	0	0	0	0	0	0
3	86	THE PROVIDENCE CENTER - HOPE STREET	0	0	0	0	0	0	0	0	0	0	0	0	0	0	0
3	86	THE PROVIDENCE CENTER - NORTH MAIN STREET	0	0	0	0	0	0	0	0	0	0	0	0	0	0	0
3	85	THE PROVIDENCE COOKIE COMPANY - PECK STREET	0	0	0	0	0	0	0	2	0	0	0	0	0	0	0
3	52	THE PROVIDENCE JOURNAL COMPANY - FOUNTAIN STREET	0	0	0	0	0	0	0	0	0	0	0	0	0	0	0
3	44	THE PROVIDENCE MINT, INC.	0	0	0	0	0	0	0	0	0	0	0	0	0	0	0
3	86	THE PROVIDENCE SCHOOL DEPARTMENT - BRIDGHAM MIDDLE SCHOOL	0	0	0	0	0	0	2	0	0	0	0	0	0	0	0
3	85	THE RED FEZ	0	0	0	0	0	0	0	1	0	0	0	0	0	0	0
3	85	THE ROI	1	0	0	0	0	0	0	0	0	0	0	0	0	0	0
3	86	THE SALVATION ARMY	0	0	0	0	0	0	0	0	0	0	0	0	0	0	0
3	85	THE SMALL POINT CAFE	0	0	0	0	0	0	0	0	0	0	0	0	0	0	0
3	92	THE SOAP BOX	0	0	0	0	0	0	0	2	0	0	0	0	0	0	0
3	92	THE WASHROOM	0	0	0	0	0	0	3	2	0	0	0	0	0	0	0
3	86	THE WESTIN HOTEL EXPANSION	0	0	0	0	0	0	0	1	0	0	0	0	0	0	0
3	86	THE WESTIN PROVIDENCE	0	0	3	0	0	0	0	0	0	0	0	0	0	0	0
3	85	THE WEYBURN CAFE	0	0	0	0	0	0	0	0	0	0	0	0	0	0	0
3	85	THE WHISKEY REPUBLIC	0	0	0	0	0	0	0	0	0	0	0	0	0	0	0
3	42	THERESA CREATIONS, INC.	0	0	0	0	0	0	0	0	0	0	0	0	0	0	0
3	85	THIS GUY'S PIZZA	0	0	0	0	0	0	0	0	0	0	0	0	0	0	0
3	94	THOMAS S. MULVEY DDS LLC	0	0	0	0	0	0	0	0	0	0	0	0	0	0	0
3	92	THREE RING CLEANERS	0	0	0	0	0	0	0	0	0	0	0	0	0	0	0
3	85	THREE SISTERS, LLC	0	0	0	0	0	0	1	0	0	0	0	0	0	0	0
3	86	TIMES 2 ACADEMY	0	0	5	0	0	0	0	0	0	0	0	0	0	0	0
3	85	TINA'S ITALIAN KITCHEN, LLC	0	0	0	0	0	0	0	0	0	0	0	0	0	0	0
3	85	TINA'S JAMAICAN RESTAURANT	0	0	0	0	0	0	0	3	0	0	0	0	0	0	0

USER CLASSIFICATION

- (1) Significant - Categorical
- (2) Significant - Non-Categorical
- (3) Non-Significant

Field's Point
Notices of Violations Issued - 2012

User Classification	Category	Company Name	Letter of Deficiency	Failure to Meet Standards	Failure to Submit Report	Report Not Signed	Notice of pH Violations	Failure to Immediately Report Violation	Failure to Satisfy NBC Requirements	Failure to Pay Permit Fee/Notice of Non-Payment	Average Limit Violation	Failure to Sample / Analyze All Parameters	Failure to Accurately Report Effluent Values	Failure to Report Pretreatment Equipment Failure	Discharge of Prohibited Material	Failure to Maintain Pretreatment System	Discharging without Permit
3	85	TIPC CAFÉ - DOUGLAS AVENUE	0	0	0	0	0	0	0	2	0	0	0	0	0	0	0
3	85	TIPC CUPCAKES, LLC - MINERAL SPRING AVENUE	0	0	2	0	0	0	0	2	0	0	0	0	0	0	0
3	86	TOCKWOTTON HOME	0	0	0	0	0	0	0	0	0	0	0	0	0	0	0
3	71	TOLEDO PIZZA	0	0	0	0	0	0	0	0	0	0	0	0	0	0	0
3	85	TOMASSO BAR & GRILLE INC	0	0	0	0	0	0	0	0	0	0	0	0	0	0	0
3	85	TOMATO CITY PIZZA	0	0	0	0	0	0	0	0	0	0	0	0	0	0	0
3	85	TOMMY'S PIZZA, INC.	0	0	0	0	0	0	0	0	0	0	0	0	0	0	0
3	74	TOM'S DELI AND CATERING, INC.	0	0	0	0	0	0	0	0	0	0	0	0	0	0	0
3	85	TONY'S COLONIAL FOOD	0	0	0	0	0	0	0	0	0	0	0	0	0	0	0
3	41	TOOL CRAFT INC. / RU-MART INC.	0	0	0	0	0	0	0	0	0	0	0	0	0	0	0
3	85	TOOL TIME	0	0	0	0	0	0	0	0	0	0	0	0	0	0	0
3	85	TOP OF THE HILL LLC D/BA/CAMILLE'S	0	0	0	0	0	0	0	0	0	0	0	0	0	0	0
3	85	TORTILLA FLATS RESTAURANT	0	0	0	0	0	0	0	0	0	0	0	0	0	0	0
3	27	TOWER MANUFACTURING CORP.	0	0	0	0	0	0	0	0	0	0	0	0	0	0	0
3	84	TOWN OF JOHNSTON D/B/A MARIAN J. MOHR MEMORIAL LIBRARY	0	0	0	0	0	0	0	0	0	0	0	0	0	0	0
3	93	TRANS-TEX	0	0	0	0	0	0	0	0	0	0	0	0	0	0	0
3	86	TRAVELERS AID	0	0	0	0	0	0	0	0	0	0	0	0	0	0	0
3	97	TRAVELERS AUTO BODY, INC.	0	0	2	0	0	0	0	1	0	0	0	0	0	0	0
1	11	TRI-JAY COMPANY	0	1	0	0	3	0	0	0	0	0	0	0	0	0	0
3	85	TRINITY BREWHOUSE	0	0	0	0	0	0	0	0	0	0	0	0	0	0	0
3	85	TRINITY MANAGEMENT CO., LLC D/B/AMCDONALD'S - BROAD ST., PROV.	0	0	0	0	0	0	0	0	0	0	0	0	0	0	0
3	85	TROPICAL OLIVE RESTAURANT	0	0	0	0	0	0	0	2	0	0	0	0	0	0	0
3	85	TRUE BAGELS D/B/A BAGELS GOURMET CAFÉ - RICHMOND STREET	0	0	0	0	0	0	0	0	0	0	0	0	0	0	0
3	85	TRUE BAGELS, INC. D/B/A BAGEL GOURMET OLE - THAYER STREET	0	0	0	0	0	0	0	0	0	0	0	0	0	0	0
3	85	TWIN'S PIZZA, INC.	0	0	0	0	0	0	0	0	0	0	0	0	0	0	0
3	85	TWIST RESTAURANT	0	0	0	0	0	0	0	0	0	0	0	0	0	0	0
3	85	TWO 88 RESTAURANT	0	0	0	0	0	0	0	0	0	0	0	0	0	0	0
3	92	TWO WAY LAUNDROMAT	0	0	0	0	0	0	0	3	0	0	0	0	0	0	0
3	37	U.S. POST OFFICE - VMF	0	0	0	0	0	0	0	0	0	0	0	0	0	0	0
3	27	U.S. POSTAL SERVICE - P&DC	0	0	0	0	0	0	0	0	0	0	0	0	0	0	0
2	22	UMICORE USA, INCORPORATED	0	0	0	0	2	0	0	0	0	0	0	0	0	0	0
1	11	UNCAS MANUFACTURING CO. - NIANCIC AVENUE	0	2	2	0	0	1	0	0	0	0	0	0	0	0	0
3	85	UNCLE PAULS BRICK OVEN PIZZERIA, LLC	0	0	0	0	0	0	0	0	0	0	0	0	0	0	0
3	92	UNION COIN LAUNDROMAT, INC.	0	0	0	0	0	0	2	0	0	0	0	0	0	0	0
1	11	UNIQUE PLATING COMPANY	1	3	1	0	2	1	0	1	0	0	0	0	0	0	0
3	85	UNITED BBQ	0	0	0	0	0	0	0	0	0	0	0	0	0	0	0
2	19	UNIVAR USA, INC.	0	0	0	0	0	0	0	0	0	0	0	0	0	0	0
3	37	UNIVERSAL AMBULANCE SERVICE	0	0	4	0	0	0	0	0	0	0	0	0	0	0	0
1	11	UNIVERSAL PLATING COMPANY, INC.	0	0	17	0	4	0	0	1	0	0	0	0	0	0	0
3	41	UNIVERSAL SHAPED WIRE	0	0	4	0	0	0	0	0	0	0	0	0	0	0	0
3	94	UNIVERSITY FOOT CENTER, INC.	0	0	0	0	0	0	0	0	0	0	0	0	0	0	0
3	85	UNO OF PROVIDENCE, INC.	1	0	0	0	0	0	1	0	0	0	0	0	0	0	0
3	85	UTGR D/B/A TWIN RIVER	0	0	0	0	0	0	0	0	0	0	0	0	0	0	0
3	90	V.A. MEDICAL CENTER	1	0	0	0	0	0	2	4	0	0	0	0	0	0	0
3	97	VALLEY STREET CAR WASH	0	0	0	0	0	0	0	0	0	0	0	0	0	0	0
3	85	VASILIOS PIZZA	0	0	0	0	0	0	0	0	0	0	0	0	0	0	0
3	86	VEAZIE STREET SCHOOL	0	0	0	0	0	0	1	0	0	0	0	0	0	0	0
3	85	VENDA RAVIOLI - DEPASQUALE	0	0	0	0	0	0	0	0	0	0	0	0	0	0	0
3	81	VENDA RAVIOLI - ROYAL LITTLE DRIVE	0	0	1	0	0	0	1	0	0	0	0	0	0	0	0
3	85	VENDA RAVIOLI INC. - 265 ATWELLS AVENUE	1	0	0	0	0	0	0	0	0	0	0	0	0	0	0
3	85	VENDA RAVIOLI INC. - 271 ATWELLS AVENUE	1	0	0	0	0	0	0	0	0	0	0	0	0	0	0
3	27	VERIZON	0	0	0	0	0	0	0	0	0	0	0	0	0	0	0
3	71	VFW POST - DEXTER ST., PROV.	0	0	0	0	0	0	1	0	0	0	0	0	0	0	0
3	85	VICTORIA'S PIZZA	0	0	0	0	0	0	0	0	0	0	0	0	0	0	0
3	86	VILLA DOLCE VIDA	0	0	0	0	0	0	0	0	0	0	0	0	0	0	0
3	81	VIRGINIA & SPANISH PEANUT CO.	0	0	0	0	0	0	0	0	0	0	0	0	0	0	0
3	85	VIVA MEXICO CANTINA	0	0	0	0	0	0	0	0	0	0	0	0	0	0	0
3	82	V-MART	0	0	7	0	0	0	0	0	0	0	0	0	0	0	0
3	92	VOLPE TAILORING & CLEANING	0	0	0	0	0	0	0	0	0	0	0	0	0	0	0
3	85	WALACH ENTERPRISES PROVIDENCE, LLC D/B/AMCDONALD'S - NORTH MAIN ST.	0	0	0	0	0	0	0	0	0	0	0	0	0	0	0
3	97	WALSH'S AUTO BODY AND SALES, INC.	0	0	2	0	0	0	0	2	0	0	0	0	0	0	0
3	93	WARREN JAGGER PHOTOGRAPHY, INC.	0	0	6	0	0	0	0	0	0	0	0	0	0	0	0

USER CLASSIFICATION

- (1) Significant - Categorical
- (2) Significant - Non-Categorical
- (3) Non-Significant

Field's Point
Notices of Violations Issued - 2012

User Classification	Category	Company Name	Letter of Deficiency	Failure to Meet Standards	Failure to Submit Report	Report Not Signed	Notice of pH Violations	Failure to Immediately Report Violation	Failure to Satisfy NBC Requirements	Failure to Pay Permit Fee/Notice of Non-Payment	Average Limit Violation	Failure to Sample / Analyze All Parameters	Failure to Accurately Report Effluent Values	Failure to Report Pretreatment Equipment Failure	Discharge of Prohibited Material	Failure to Maintain Pretreatment System	Discharging without Permit
3	81	WARWICK POULTRY COMPANY INC.	0	0	0	0	0	0	0	0	0	0	0	0	0	0	0
3	85	WASABI JAPANESE SUSHI BAR, INC.	0	0	0	0	0	0	0	1	0	0	0	0	0	0	0
3	92	WASH HAVEN	0	0	0	0	0	0	0	0	0	0	0	0	0	0	0
3	92	WASH ME LAUNDROMAT	1	0	0	0	0	0	6	0	0	0	0	0	0	0	0
3	97	WASH-N-GO CAR WASH	0	0	0	0	0	0	0	0	0	0	0	0	0	0	0
3	92	WATERMAN LAUNDROMAT	0	0	0	0	0	0	0	0	0	0	0	0	0	0	0
3	85	WATERPLACE RESTAURANT	0	0	0	0	0	0	2	0	0	0	0	0	0	0	0
3	86	WEBSTER AVENUE SCHOOL	0	0	0	0	0	0	0	0	0	0	0	0	0	0	0
3	85	WENDY'S INTERNATIONAL, INC. (CHARLES)	0	0	0	0	0	0	0	1	0	0	0	0	0	0	0
3	85	WENDY'S INTERNATIONAL, INC. (EDDY)	0	0	0	0	0	0	0	0	0	0	0	0	0	0	0
3	85	WENDY'S INTERNATIONAL, INC. (MANTON)	0	0	0	0	0	0	0	0	0	0	0	0	0	0	0
3	85	WES' RIB HOUSE	1	0	0	0	0	0	0	4	0	0	0	0	0	0	0
3	37	WEST END COLLISION SEVICES & SALES, INC.	0	0	0	0	0	0	0	0	0	0	0	0	0	0	0
3	85	WEST RIVER CAFE, LLC	0	0	0	0	0	0	1	0	0	0	0	0	0	0	0
3	86	WEYBOSSET HOTEL, LLC	0	0	0	0	0	0	0	0	0	0	0	0	0	0	0
3	82	WHOLE FOODS MARKET GROUP, INC. - WATERMAN ST.	0	1	0	0	0	1	0	0	0	0	0	0	0	0	0
3	82	WHOLE FOODS MARKET, INC. - NORTH MAIN ST.	0	3	0	0	0	0	1	0	0	0	0	0	0	0	0
3	86	WILLIAM D'ABATE ELEMENTARY SCHOOL	0	0	0	0	0	0	0	0	0	0	0	0	0	0	0
3	85	WILLIAMS - SONOMA	0	0	0	0	0	0	0	0	0	0	0	0	0	0	0
3	85	WINE & CHEESE	0	0	0	0	0	0	0	0	0	0	0	0	0	0	0
3	85	WINGS N THINGS	0	0	0	0	0	0	0	0	0	0	0	0	0	0	0
3	92	WISHY WASHY LAUNDROMAT, LLC	0	0	0	0	0	0	0	0	0	0	0	0	0	0	0
3	90	WOMEN & INFANTS' HOSPITAL	1	0	0	0	0	0	0	0	0	0	0	0	0	0	0
3	95	WOMEN AND INFANTS - KILGUSS LAB	0	0	0	0	0	0	0	0	0	0	0	0	0	0	0
3	85	WRAP CITY	0	0	0	0	0	0	0	0	0	0	0	0	0	0	0
3	86	WYNDHAM GARDEN PROVIDENCE	0	0	0	0	0	0	0	0	0	0	0	0	0	0	0
3	89	YACHT CLUB BEVERAGES	0	0	0	0	0	0	0	0	0	0	0	0	0	0	0
3	85	YANG'S RESTAURANT	0	0	1	0	0	0	0	0	0	0	0	0	0	0	0
3	85	YUM YUM PIZZA D/B/A LITTLE CEASAR'S - MINERAL SPRING AVE.	0	0	0	0	0	0	0	0	0	0	0	0	0	0	0
3	85	Z BAR & GRILL	0	0	0	0	0	0	1	0	0	0	0	0	0	0	0

USER CLASSIFICATION

- (1) Significant - Categorical
- (2) Significant - Non-Categorical
- (3) Non-Significant

***SUMMARY OF NOTICE OF
VIOLATION LETTERS ISSUED***

BUCKLIN POINT

Bucklin Point
Notices of Violations Issued - 2012

User Classification	Category	Company Name	Letter of Deficiency	Failure to Meet Standards	Failure to Submit Report	Report Not Signed	Notice of pH Violations	Failure to Immediately Report Violation	Failure to Satisfy NBC Requirements	Failure to Pay Permit Fee/Notice of Non-Payment	Average Limit Violation	Failure to Sample / Analyze All Parameters	Failure to Accurately Report Effluent Values	Failure to Report Pretreatment Equipment Failure	Discharge of Prohibited Material	Failure to Maintain Pretreatment System	Discharging without Permit
3	71	3 AMIGOS TAQUERIA MEXICANA	0	0	0	0	0	0	0	0	0	0	0	0	0	0	0
3	81	3 FLAGS BAKERY	0	0	0	0	0	0	0	0	0	0	0	0	0	0	0
3	81	A TASTE OF EUROPE	0	0	2	0	0	0	0	3	0	0	0	0	0	0	0
2	59	A.T. CROSS COMPANY	0	1	0	0	0	1	0	0	1	0	0	0	0	0	0
3	85	A.E.E., INC. D/B/A LOCAL HERO DELI	0	0	0	0	0	0	0	1	0	0	0	0	0	0	0
1	11	ACCENT PLATING COMPANY	2	0	5	0	2	0	0	0	0	0	0	0	0	0	0
3	99	ACCESS O'F GROUP	0	0	0	0	0	0	0	0	0	0	0	0	0	0	0
3	27	ACCU-CARE SUPPLY	0	0	1	0	0	0	0	0	0	0	0	0	0	0	0
3	44	ACN-PROVIDENCE, LLC	0	0	0	0	0	0	0	0	0	0	0	0	0	0	0
3	42	ACS INDUSTRIES, INC.	0	0	0	0	0	0	0	0	0	0	0	0	0	0	0
3	85	ADACO, LLC D/B/A SAX'S STEAK AND PIZZA	0	0	0	0	0	0	0	2	0	0	0	0	0	0	0
3	42	AGAR MACHINING & WELDING, INC.	0	0	0	0	0	0	0	0	0	0	0	0	0	0	0
3	85	AGAWAM HUNT	0	0	0	0	0	0	1	2	0	0	0	0	0	0	0
3	86	AGNES E. LITTLE ELEMENTARY SCHOOL	0	0	0	0	0	0	0	0	0	0	0	0	0	0	0
3	82	AJ SEABRA SUPERMARKETS	0	2	0	0	0	1	0	2	0	0	0	0	0	0	0
3	85	ALADDIN CLUB D/B/A THEATRE TAP	0	0	0	0	0	0	0	0	0	0	0	0	0	0	0
3	86	ALBION COURT OF LINCOLN	0	0	0	0	0	0	0	2	0	0	0	0	0	0	0
3	99	ALLSTATE RESTAURANT EQUIPMENT	0	0	0	0	0	0	0	0	0	0	0	0	0	0	0
3	85	AMANDA'S KITCHEN	0	0	0	0	0	0	0	0	0	0	0	0	0	0	0
3	23	AMERICAN CORD & WEBBING CO., INC.	0	0	0	0	0	0	0	0	0	0	0	0	0	0	0
3	86	AMERICA'S BEST VALUE INN	0	0	0	0	0	0	0	0	0	0	0	0	0	0	0
3	53	AMICA MUTUAL INSURANCE CO. - 10	0	0	0	0	0	0	0	0	0	0	0	0	0	0	0
3	37	AMICA MUTUAL INSURANCE CO. - 25	0	0	0	0	0	0	1	0	0	0	0	0	0	0	0
3	53	AMICA MUTUAL INSURANCE CO. - 50	0	0	0	0	0	0	0	0	0	0	0	0	0	0	0
3	86	AMICA MUTUAL INSURANCE CO. - 100	0	0	0	0	0	0	1	0	0	0	0	0	0	0	0
3	74	AM-SOURCE	0	0	0	0	0	0	0	0	0	0	0	0	0	0	0
3	85	ANDREW'S BISTRO	1	0	0	0	0	0	0	0	0	0	0	0	0	0	0
2	25	ANGELICA TEXTILE SERVICE	0	0	4	0	10	0	0	0	0	0	0	0	0	0	0
3	85	ANGELO'S PIZZA, INC.	0	0	0	0	0	0	1	0	0	0	0	0	0	0	0
3	92	ANJOS ENTERPRISES, INC. D/B/A J & L LAUNDROMAT	0	0	0	0	0	0	1	0	0	0	0	0	0	0	0
3	41	ANTAYA TECHNOLOGIES	0	0	0	0	0	0	0	0	0	0	0	0	0	0	0
3	41	ANTAYA TECHNOLOGIES CORPORATION	0	0	0	0	0	0	0	0	0	0	0	0	0	0	0
3	85	ANTIGUA GUATEMALA	1	0	0	0	0	0	0	0	0	0	0	0	0	0	0
3	85	ANTONIO'S CAFE	0	0	0	0	0	0	0	0	0	0	0	0	0	0	0
3	85	ARCHIE'S PIZZA	0	0	0	0	0	0	0	0	0	0	0	0	0	0	0
3	52	ARCHITECTURAL STORE FIXTURES	0	0	0	0	0	0	0	0	0	0	0	0	0	0	0
3	85	ARJK, INC. D/B/A MARIA'S BREAKFAST AND LUNCH	0	0	0	0	0	0	0	0	0	0	0	0	0	0	0
3	82	ARMANDO & SONS MEAT MARKET	0	0	0	0	0	0	0	0	0	0	0	0	0	0	0
3	21	ARTVAC CORPORATION	0	0	0	0	0	0	0	0	0	0	0	0	0	0	0
3	85	ASIA RESTAURANT, INC. D/B/A ASIA GRILLE	0	0	0	0	0	0	0	0	0	0	0	0	0	0	0
2	27	ASPEN AEROGELS RHODE ISLAND, LLC	1	0	19	0	11	0	0	1	0	0	0	0	0	0	0
3	94	ATTLEBORO-CUMBERLAND ORAL SURGEONS, INC.	0	0	0	0	0	0	0	0	0	0	0	0	0	0	0
3	85	AULI'S PANDA	0	0	0	0	0	0	0	0	0	0	0	0	0	0	0
3	34	AUTOCRAT, LLC	0	0	0	0	0	0	0	0	0	0	0	0	0	0	0
3	46	B & L PLASTICS, INC.	0	0	0	0	0	0	0	0	0	0	0	0	0	0	0
3	85	B&M CLAMBAKE COMPANY	0	0	0	0	0	0	0	0	0	0	0	0	0	0	0
3	85	B. PINELLI'S	0	0	0	0	0	0	1	0	0	0	0	0	0	0	0
3	81	BACHINI'S BAKERY	0	0	4	0	0	0	0	0	0	0	0	0	0	0	0
3	85	BANAI ENTERPRISES LLC D/B/ASUBWAY - ARMISTICE BLVD.	0	0	0	0	0	0	0	0	0	0	0	0	0	0	0
3	86	BANK OF AMERICA	0	0	0	0	0	0	0	0	0	0	0	0	0	0	0
3	92	BAWA & GILL D/B/A TIDY MOM LAUNDRY	0	0	0	0	0	0	0	0	0	0	0	0	0	0	0
3	27	BCS CONTRACT JEWELRY SERVICES, INC.	0	0	0	0	0	0	0	0	0	0	0	0	0	0	0
3	94	BENEDICT J. INGEGNERI JR. DMD PC INC.	0	0	0	0	0	0	0	0	0	0	0	0	0	0	0
3	85	BENJAMINS III, INC.	0	0	0	0	0	0	1	0	0	0	0	0	0	0	0
3	21	BERNARDO MANUFACTURING	0	0	0	0	0	0	0	0	0	0	0	0	0	0	0
3	85	BEST EASTERN CHINESE RESTAURANT	0	0	0	0	0	0	0	1	0	0	0	0	0	0	0
3	42	BILL'S AUTO PARTS, INC.	0	0	0	0	0	0	0	0	0	0	0	0	0	0	0
3	85	BLACKSTONE DONUTS D/B/A DUNKIN DONUTS - BROADWAY, PAWT.	0	0	0	0	0	0	0	0	0	0	0	0	0	0	0
3	85	BLACKSTONE DONUTS, INC. D/B/A DUNKIN DONUTS - EAST STREET	0	0	0	0	0	0	0	0	0	0	0	0	0	0	0
3	86	BLACKSTONE HEALTH	0	0	0	0	0	0	0	0	0	0	0	0	0	0	0
3	86	BLACKSTONE VALLEY ASSISED LIVING	0	0	0	0	0	0	0	0	0	0	0	0	0	0	0
3	74	BLACKSTONE VALLEY COMMUNITY HEALTH	0	0	0	0	0	0	0	0	0	0	0	0	0	0	0
3	94	BLACKSTONE VALLEY FAMILY DENTAL	0	0	1	0	0	0	1	0	0	0	0	0	0	0	0
3	94	BLACKSTONE VALLEY FOOT SPECIALISTS	0	0	0	0	0	0	0	0	0	0	0	0	0	0	0
1	11	BLISS MANUFACTURING	0	3	2	0	1	0	1	0	0	0	0	0	0	0	0
3	85	BLP INC. D/B/A SUBWAY - MENDON RD.	0	0	0	0	0	0	0	0	0	0	0	0	0	0	0
3	80	BLUE LINE SEPTIC, LLOC	0	0	0	0	0	0	0	1	0	0	0	0	0	0	0
3	85	BOSTON HOUSE OF PIZZA	0	0	0	0	0	0	0	0	0	0	0	0	0	0	0
3	85	BOWLING ACADEMY, INC.	0	0	0	0	0	0	0	0	0	0	0	0	0	0	0
3	85	BRAVA RESTAURANT & BAR, INC.	0	0	0	0	0	0	0	0	0	0	0	0	0	0	0
3	85	BROADWAY PIZZA	0	0	0	0	0	0	0	0	0	0	0	0	0	0	0
3	85	BROOKSIES	0	0	0	0	0	0	0	0	0	0	0	0	0	0	0
3	97	BUBBLE ROOM CAR WASH, INC.	0	0	0	0	0	0	0	0	0	0	0	0	0	0	0

USER CLASSIFICATION
(1) Significant - Categorical
(2) Significant - Non-Categorical
(3) Non-Significant

Bucklin Point
Notices of Violations Issued - 2012

User Classification	Category	Company Name	Letter of Deficiency	Failure to Meet Standards	Failure to Submit Report	Report Not Signed	Notice of pH Violations	Failure to Immediately Report Violation	Failure to Satisfy NBC Requirements	Failure to Pay Permit Fee/Notice of Non-Payment	Average Limit Violation	Failure to Sample / Analyze All Parameters	Failure to Accurately Report Effluent Values	Failure to Report Pretreatment Equipment Failure	Discharge of Prohibited Material	Failure to Maintain Pretreatment System	Discharging without Permit
3	92	BUBBLE WASH LAUNDROMAT	0	0	0	0	0	0	0	0	0	0	0	0	0	0	0
3	85	BUCCIS CAFE LLC	0	0	0	0	0	0	1	0	0	0	0	0	0	0	0
3	86	BUFFALO LINCOLN ASSOCIATES, LLC D/B/ACOURTYARD BY MARRIOTT	0	0	0	0	0	0	1	0	0	0	0	0	0	0	0
3	85	BUFORD'S	0	0	0	0	0	0	0	0	0	0	0	0	0	0	0
3	42	BULLARD ABRASIVES INC	0	0	0	0	0	0	0	0	0	0	0	0	0	0	0
2	34	BUNGE NORTH AMERICA (EAST), LLC	0	0	1	0	0	0	0	0	0	0	0	0	0	0	0
3	85	BURGER BOX	0	0	0	0	0	0	0	1	0	0	0	0	0	0	0
3	85	BURGER BOYS	0	0	0	0	0	0	0	0	0	0	0	0	0	0	0
3	85	BURGER KING - CEDAR AVENUE	0	0	0	0	0	0	0	0	0	0	0	0	0	0	0
3	94	BURTON M. OGATA, D.M.D	0	0	0	0	0	0	0	0	0	0	0	0	0	0	0
3	99	BUY-RITE EQUIPMENT	0	0	0	0	0	0	0	0	0	0	0	0	0	0	0
3	71	CAFE AT FAIRLAWN	0	0	0	0	0	0	0	0	0	0	0	0	0	0	0
3	74	CAFÉ SOWA	0	0	0	0	0	0	6	0	0	0	0	0	0	0	0
3	81	CALA FRUIT DISTRIBUTORS, INC.	0	0	8	0	0	0	1	0	0	0	0	0	0	0	0
3	81	CALISE & SONS BAKERY	0	0	0	0	0	0	0	0	0	0	0	0	0	0	0
3	85	CANTON WOK	0	0	0	0	0	0	4	0	0	0	0	0	0	0	0
3	85	CARELO'S PIZZERIA	0	0	0	0	0	0	1	0	0	0	0	0	0	0	0
3	92	CARIBBEAN CLEANERS, INC.	0	0	0	0	0	0	1	0	0	0	0	0	0	0	0
3	81	CATANZAROS FOOD PRODUCTS, INC.	0	0	0	0	0	0	0	0	0	0	0	0	0	0	0
3	85	CELTIC PUB, INC.	0	0	0	0	0	0	2	0	0	0	0	0	0	0	0
3	99	CENTRAL AUTO RADIATOR, INC.	0	0	12	0	0	0	1	0	0	0	0	0	0	0	0
3	81	CENTRAL AVENUE BAKERY	0	1	4	0	0	0	1	0	0	0	0	0	0	0	0
3	86	CENTRAL FALLS DETENTION FACILITY CORP.	0	0	0	0	0	0	1	0	0	0	0	0	0	0	0
3	81	CENTRAL FALLS PROVISION CO.	0	0	0	0	0	0	0	0	0	0	0	0	0	0	0
3	82	CENTRAL FRUIT STORE	0	0	8	0	0	0	2	0	0	0	0	0	0	0	0
1	11	CHARISMA MANUFACTURING	0	0	0	0	0	0	0	0	0	0	0	0	0	0	0
3	96	CHARLES COELHO FUNERAL HOME	0	0	0	0	0	0	2	0	0	0	0	0	0	0	0
3	86	CHARLES E. SHEA HIGH SCHOOL	0	0	0	0	0	0	1	0	0	0	0	0	0	0	0
3	94	CHARLES M. CAVICCHIO, DPM	0	0	1	0	0	0	0	1	0	0	0	0	0	0	0
3	96	CHEETHAM MORTUARY, INC.	0	0	0	0	0	0	0	0	0	0	0	0	0	0	0
3	85	CHELOS RESTAURANT	2	0	0	0	0	0	0	0	0	0	0	0	0	0	0
1	11	CHEMART COMPANY	0	4	0	0	0	0	0	1	0	0	0	0	0	0	0
3	86	CHILD CARE CONNECTION D/B/A THE CHILDREN'S WORKSHOP	0	0	0	0	0	0	0	0	0	0	0	0	0	0	0
3	85	CHIL'S GRILL AND BAR (LINCOLN)	0	0	0	0	0	0	1	0	0	0	0	0	0	0	0
3	85	CHINA HOUSE	0	0	0	0	0	0	0	0	0	0	0	0	0	0	0
3	85	CHINA INN	0	0	0	0	0	0	0	0	0	0	0	0	0	0	0
3	41	CHRIS PLOOF STUDIO	0	0	0	0	0	0	0	0	0	0	0	0	0	0	0
3	85	CINEMAWORLD	0	0	0	0	0	0	0	0	0	0	0	0	0	0	0
2	25	CINTAS, INC.	1	0	0	0	0	0	0	0	1	0	0	0	0	0	0
3	85	CITY LIMITS	0	0	0	0	0	0	0	0	0	0	0	0	0	0	0
3	37	CITY OF PAWTUCKET - PUBLIC WORKS	0	0	0	0	0	0	1	1	0	0	0	0	0	0	0
3	92	CITYLINE LAUNDRY	0	0	0	0	0	0	0	0	0	0	0	0	0	0	0
3	71	CLASSIC CAFÉ	0	0	0	0	0	0	1	0	0	0	0	0	0	0	0
3	85	CLOCKWORKS DELI	0	0	0	0	0	0	0	0	0	0	0	0	0	0	0
3	85	CLUB SPORT UNIAO MADEIRENSE	0	0	0	0	0	0	0	0	0	0	0	0	0	0	0
3	85	CLUBE SOCIAL PORTUGUESE, INC.	0	0	0	0	0	0	0	0	0	0	0	0	0	0	0
3	85	CMG EAST PROVIDENCE D/B/A CILANTRO MEXICAN GRILL	1	0	0	0	0	0	0	0	0	0	0	0	0	0	0
3	97	COASTAL COLLISION & TOWING, INC.	0	2	0	0	0	1	1	0	3	0	0	0	0	0	0
3	89	COFFEE EXPRESS, LTD.	0	0	0	0	0	0	0	0	0	0	0	0	0	0	0
3	80	COIA SANITATION SERVICES	0	0	0	0	0	0	0	0	0	0	0	0	0	0	0
3	92	COIN-OP	0	0	0	0	0	0	0	0	0	0	0	0	0	0	0
3	97	COLONIAL MOTOR SALES	0	0	0	0	0	0	0	0	0	0	0	0	0	0	0
3	94	COMFORT DENTAL II	0	0	1	0	0	0	0	0	0	0	0	0	0	0	0
3	85	COMMUNITY CTR GRUPO AMIGOS DA TERCEIRA	1	0	0	0	0	0	1	0	0	0	0	0	0	0	0
3	40	CONOPCO, INC. D/B/A UNILEVER (SITE #1)	0	0	0	0	0	0	0	2	0	0	0	0	0	0	0
3	40	CONOPCO, INC. D/B/A UNILEVER (SITE #2)	0	0	0	0	0	0	0	2	0	0	0	0	0	0	0
3	42	CONRAD-JARVIS CORP.	0	0	0	0	0	0	0	0	0	0	0	0	0	0	0
3	74	CONTENTI SUPPLY CO., INC.	0	0	0	0	0	0	0	0	0	0	0	0	0	0	0
3	27	CONTINENTAL PLASTICS & PACKAGING	0	0	1	0	0	0	0	0	0	0	0	0	0	0	0
3	99	COOL AIR CREATIONS INC.	0	0	2	0	0	0	0	0	0	0	0	0	0	0	0
3	53	COOLEY, INCORPORATED	0	0	0	0	0	0	0	0	0	0	0	0	0	0	0
3	96	COSTIGAN - ONEILL FUNERAL HOME	0	0	0	0	0	0	1	0	0	0	0	0	0	0	0
3	85	COTTAGE STREET DONUTS D/B/ADUNKIN DONUTS - COTTAGE ST.	0	0	0	0	0	0	0	0	0	0	0	0	0	0	0
3	27	COX COMMUNICATIONS, INC. - BP VAULT	0	0	0	0	0	0	0	0	0	0	0	0	0	0	0
3	52	CREST MANUFACTURING COMPANY	0	0	0	0	0	0	0	0	0	0	0	0	0	0	0
3	97	CROWN COLLISION CENTER	0	0	1	0	0	0	0	0	2	0	0	0	0	0	0
3	89	CRUGNALE BAKERY	0	0	0	0	0	0	0	0	0	0	0	0	0	0	0
3	85	CUISINE DEL MAR	0	0	0	0	0	0	0	0	0	0	0	0	0	0	0
3	86	CUMBERLAND HIGH SCHOOL	0	0	0	0	0	0	0	0	0	0	0	0	0	0	0
3	85	CUMBERLAND HOUSE OF PIZZA	0	0	0	0	0	0	0	0	0	0	0	0	0	0	0
3	86	CUMBERLAND PUBLIC SCHOOLS D/B/A/B.F. NORTON ELEMENTARY SCHOOL	0	0	0	0	0	0	0	0	0	0	0	0	0	0	0
3	81	CUMBERLAND SEAFOOD	0	0	3	0	0	0	0	1	0	0	0	0	0	0	0
3	86	CVS CAREMARK CORP. (200 HIGHLAND DRIVE)	0	0	0	0	0	0	0	0	0	0	0	0	0	0	0

USER CLASSIFICATION
(1) Significant - Categorical
(2) Significant - Non-Categorical
(3) Non-Significant

Bucklin Point
Notices of Violations Issued - 2012

User Classification	Category	Company Name	Letter of Deficiency	Failure to Meet Standards	Failure to Submit Report	Report Not Signed	Notice of pH Violations	Failure to Immediately Report Violation	Failure to Satisfy NBC Requirements	Failure to Pay Permit Fee/Notice of Non-Payment	Average Limit Violation	Failure to Sample / Analyze All Parameters	Failure to Accurately Report Effluent Values	Failure to Report Pretreatment Equipment Failure	Discharge of Prohibited Material	Failure to Maintain Pretreatment System	Discharging without Permit
3	60	CVS PHARMACY - NEWPORT AVENUE	0	0	0	0	0	0	0	0	0	0	0	0	0	0	0
3	86	CVS PHARMACY, INC.	0	0	0	0	0	0	0	0	0	0	0	0	0	0	0
3	94	D. JAMES PHOTOPOLOUS, DDS	0	0	1	0	0	0	0	0	0	0	0	0	0	0	0
3	85	D'ANGELO SANDWICH SHOP (BROADWAY)	0	0	0	0	0	0	0	0	0	0	0	0	0	0	0
1	11	DARLENE GROUP	0	0	0	0	0	0	0	0	0	0	0	0	0	0	0
3	86	DARLINGTON ASSISTED LIVING CENTER	0	0	0	0	0	0	0	1	0	0	0	0	0	0	0
3	85	DAVENPORT RESTAURANT - MENDON RD.	0	0	0	0	0	0	0	0	0	0	0	0	0	0	0
3	85	DAVENPORT'S BAR & GRILLE - PAWTUCKET AVE., EP	0	0	0	0	0	0	0	0	0	0	0	0	0	0	0
3	82	DAVE'S MARKETPLACE	1	0	1	0	0	0	0	0	0	0	0	0	0	0	0
3	35	DAVID LONDON AND COMPANY	0	0	0	0	0	0	0	0	0	0	0	0	0	0	0
1	14	DENISON PHARMACEUTICALS INC. - DUNNELL LANE EAST	1	3	2	0	0	1	1	0	1	0	0	0	0	0	0
1	14	DENISON PHARMACEUTICALS INC. - POWDER HILL ROAD	0	5	3	0	0	0	0	0	1	1	0	0	0	0	0
3	94	DENTAL ASSOCIATES OF CUMBERLAND, INC.	0	0	1	0	0	0	0	0	0	0	0	0	0	0	0
3	94	DENTAL GROUP OF PAWTUCKET D/B/ADMD DENTAL CENTER	0	0	1	0	0	0	0	0	0	0	0	0	0	0	0
3	95	DIALYSIS CENTER OF PAWTUCKET	0	0	0	0	0	0	0	0	0	0	0	0	0	0	0
3	94	DIAMOND HILL DENTAL, INC.	0	0	0	0	0	0	0	0	0	0	0	0	0	0	0
3	80	DIFFLEY & DAUGHTERS SEPTIC	0	0	0	0	0	0	2	0	0	0	0	0	0	0	0
3	94	DIMITRI GANIM, DDS	0	0	1	0	0	0	0	0	0	0	0	0	0	0	0
3	85	DIP, INC.	0	0	0	0	0	0	3	2	0	0	0	0	0	0	0
3	74	DIVISION STREET HOTEL, LLC	0	0	0	0	0	0	0	0	0	0	0	0	0	0	0
3	85	DJ PROVIDENCE CO., LLC D/B/A MCDONALD'S - NEWPORT AVE.	0	0	0	0	0	0	0	0	0	0	0	0	0	0	0
3	85	DOMINICAN RESTAURANT	0	0	0	0	0	0	0	1	0	0	0	0	0	0	0
3	85	DOMINO'S PIZZA (DEXTER STREET)	0	0	0	0	0	0	0	0	0	0	0	0	0	0	0
3	85	DOMINO'S PIZZA (NEWPORT AVE.)	1	0	0	0	0	0	0	0	0	0	0	0	0	0	0
3	85	DON'S LUNCH	0	0	0	0	0	0	0	0	0	0	0	0	0	0	0
3	85	DOUBLE DRAGON	0	0	0	0	0	0	0	0	0	0	0	0	0	0	0
3	94	DR. ANITA N. VASVANI D.M.D.	0	0	1	0	0	0	0	0	0	0	0	0	0	0	0
3	86	DR. EARL F. CALCUTT MIDDLE SCHOOL	0	0	0	0	0	0	0	0	0	0	0	0	0	0	0
3	94	DR. JOHN B. DEMELLO	0	0	0	0	0	0	0	0	0	0	0	0	0	0	0
3	94	DRS. WARD AND JOHNSON	0	0	1	0	0	0	0	0	0	0	0	0	0	0	0
3	85	DUFFINS PUB	0	0	0	0	0	0	0	0	0	0	0	0	0	0	0
3	85	DUNKIN DONUTS - BROAD STREET	0	0	0	0	0	0	0	0	0	0	0	0	0	0	0
3	85	DUNKIN DONUTS - CENTRAL AVENUE	0	0	0	0	0	0	0	0	0	0	0	0	0	0	0
3	85	DUNKIN DONUTS - CUMBERLAND	1	0	0	0	0	0	0	0	0	0	0	0	0	0	0
3	74	DUNKIN DONUTS - DEXTER STREET	0	0	0	0	0	0	0	0	0	0	0	0	0	0	0
3	85	DUNKIN DONUTS - GEORGE WASHINGTON HIGHWAY	0	0	0	0	0	0	0	0	0	0	0	0	0	0	0
3	85	DUNKIN DONUTS - MILL STREET	0	0	0	0	0	0	0	0	0	0	0	0	0	0	0
3	85	DUNKIN DONUTS - MINERAL SPRING	0	0	0	0	0	0	0	0	0	0	0	0	0	0	0
3	85	DUNKIN DONUTS - TAUNTON AVE.	0	0	0	0	0	0	0	0	0	0	0	0	0	0	0
3	97	DUPUIS OIL	0	0	0	0	0	0	1	0	0	0	0	0	0	0	0
3	85	E.B. DRAGON, LLC	0	0	0	0	0	0	0	0	0	0	0	0	0	0	0
3	97	EAST COAST AUTO	0	0	3	0	0	0	0	1	0	0	0	0	0	0	0
3	74	EAST MEETS WEST	0	0	0	0	0	0	0	0	0	0	0	0	0	0	0
3	85	EAST PROVIDENCE CINEMAS	0	0	0	0	0	0	3	0	0	0	0	0	0	0	0
3	97	EAST PROVIDENCE FIRE STATION #3	0	0	2	0	0	0	0	0	0	0	0	0	0	0	0
3	85	EAST SIDE CHECKER CLUB	0	0	0	0	0	0	2	0	0	0	0	0	0	0	0
3	74	EATON AEROSPACE	0	0	0	0	0	0	0	0	0	0	0	0	0	0	0
3	80	ECHO SEPTIC SERVICES LLC	0	0	0	0	0	0	0	0	0	0	0	0	0	0	0
2	24	ECOLOGICAL FIBERS - PAWTUCKET	0	0	0	0	0	0	0	0	0	0	0	0	0	0	0
3	85	EDC HOLDING, LLC D/B/A HONEY DEW DONUTS - NEWPORT AVE.	0	0	0	0	0	0	0	0	0	0	0	0	0	0	0
3	85	EDC PIZZA, LLC D/B/A RONZIO PIZZA - TWIN RIVER RD.	0	0	0	0	0	0	0	0	0	0	0	0	0	0	0
3	94	EGLANTINA KICA, D.M.D.	0	0	2	0	0	0	0	0	0	0	0	0	0	0	0
3	85	EL PAISA RESTAURANT, INC.	0	0	0	0	0	0	0	0	0	0	0	0	0	0	0
3	85	EL SALVADORENO RESTAURANT, INC.	0	0	0	0	0	0	2	0	0	0	0	0	0	0	0
3	86	EMERALD BAY MANOR	0	0	0	0	0	0	4	0	0	0	0	0	0	0	0
3	85	EMERY'S CATERING SERVICE, INC.	0	0	0	0	0	0	0	0	0	0	0	0	0	0	0
3	85	ENN - JAPANESE CUISINE & SUSHI BAR	0	0	0	0	0	0	0	0	0	0	0	0	0	0	0
3	85	ENRICO CARUSO SOCIETY	0	0	0	0	0	0	0	0	0	0	0	0	0	0	0
3	74	ENTERPRISE PRINTING & PRODUCTS CORP.	0	0	0	0	0	0	0	0	0	0	0	0	0	0	0
3	85	EVERYBODY'S FAVORITE FAMILY RESTAURANT	0	0	0	0	0	0	0	0	0	0	0	0	0	0	0
3	89	EXCELLENT COFFEE COMPANY	0	0	0	0	0	0	0	0	0	0	0	0	0	0	0
3	85	EXCHANGE STREET CAFE	0	0	0	0	0	0	1	0	0	0	0	0	0	0	0
3	92	EXTREME CLEAN LAUNDRY, INC.	0	0	0	0	0	0	0	0	0	0	0	0	0	0	0
3	74	FALLON MEMORIAL ELEMENTARY SCHOOL	0	0	0	0	0	0	1	0	0	0	0	0	0	0	0
3	94	FATIMA HEALTH CENTER - DENTAL CLINIC	0	0	1	0	0	0	0	0	0	0	0	0	0	0	0
3	59	FGX INTERNATIONAL	0	0	0	0	0	0	0	0	0	0	0	0	0	0	0
3	85	FILIBUSTER CLUB	0	0	0	0	0	0	0	0	0	0	0	0	0	0	0
3	71	FIVE STAR PIZZERIA	0	0	0	0	0	0	2	0	0	0	0	0	0	0	0
3	81	FLOR DI BRAVA	0	0	13	0	0	0	0	0	0	0	0	0	0	0	0
3	52	FOAM TECHNOLOGY	0	0	0	0	0	0	0	0	0	0	0	0	0	0	0
3	85	FORTUNE HOUSE, INC.	0	0	0	0	0	0	0	0	0	0	0	0	0	0	0
3	80	FOSTER SERVICES, INC.	0	0	0	0	0	0	5	0	0	0	0	0	0	0	0
3	42	FRANK LIZOTTE'S GLASS CO., INC.	0	0	1	0	0	0	0	0	0	0	0	0	0	0	0

USER CLASSIFICATION
(1) Significant - Categorical
(2) Significant - Non-Categorical
(3) Non-Significant

Bucklin Point
Notices of Violations Issued - 2012

User Classification	Category	Company Name	Letter of Deficiency	Failure to Meet Standards	Failure to Submit Report	Report Not Signed	Notice of pH Violations	Failure to Immediately Report Violation	Failure to Satisfy NBC Requirements	Failure to Pay Permit Fee/Notice of Non-Payment	Average Limit Violation	Failure to Sample / Analyze All Parameters	Failure to Accurately Report Effluent Values	Failure to Report Pretreatment Equipment Failure	Discharge of Prohibited Material	Failure to Maintain Pretreatment System	Discharging without Permit
3	92	FREEWAY LAUNDRY II	0	0	0	0	0	0	0	0	0	0	0	0	0	0	0
3	92	FREEWAY LAUNDRY IV	0	0	0	0	0	0	0	0	0	0	0	0	0	0	0
3	85	FRIENDLY'S - NEWPORT AVENUE	0	0	0	0	0	0	0	0	0	0	0	0	0	0	0
2	22	FUJIFILM ELECTRONIC MATERIALS USA, INC.	1	0	0	0	0	0	0	0	0	0	0	0	0	0	0
3	85	FULEEN SEAFOOD RESTAURANT, INC	0	0	0	0	0	0	0	2	0	0	0	0	0	0	0
3	52	FULLER PACKAGING, INC.	0	0	0	0	0	0	0	0	0	0	0	0	0	0	0
3	85	G.B. DONUTS OF RI INC. D/B/A HONEY DEW DONUTS - DIAMOND HILL RD.	0	0	0	0	0	0	0	0	0	0	0	0	0	0	0
3	85	GALITO RESTAURANT	0	0	0	0	0	0	0	1	0	0	0	0	0	0	0
3	85	GALWAY BAY	0	0	0	0	0	0	1	1	0	0	0	0	0	0	0
3	71	GANESH, INC. D/B/A PAMFILIO'S	0	0	0	0	0	0	0	0	0	0	0	0	0	0	0
3	85	GARDEN GRILLE	0	0	0	0	0	0	0	0	0	0	0	0	0	0	0
3	85	GARFIELD SOCIAL CLUB	0	0	0	0	0	0	0	0	0	0	0	0	0	0	0
3	81	GARRISON CONFECTIONS	0	0	0	0	0	0	4	0	0	0	0	0	0	0	0
3	85	GARRITY PUB & RESTAURANT D/B/A CORINNE'S BANQUETS & GASTRO PUB	0	0	0	0	0	0	2	0	0	0	0	0	0	0	0
3	86	GARVIN MEMORIAL ELEMENTARY D/B/A CUMBERLAND PUBLIC SCHOOL	0	0	0	0	0	0	0	0	0	0	0	0	0	0	0
3	89	GATEWAY HEALTHCARE, INC. D/B/ACOMMUNITY COUNSELING CENTER	0	0	0	0	0	0	0	0	0	0	0	0	0	0	0
2	27	GENERAL CABLE INDUSTRIES, LLC	0	0	0	0	0	0	0	0	0	0	0	0	0	0	0
3	86	GENERATIONS	1	0	0	0	0	0	0	0	0	0	0	0	0	0	0
3	86	GENEVA APARTMENTS, LP	0	0	0	0	0	0	0	0	0	0	0	0	0	0	0
1	11	GEORGE H. FULLER & SON	0	1	5	0	0	0	0	0	2	0	0	0	0	0	0
3	85	GEORGE'S NEIGHBORHOOD GRILL	0	0	0	0	0	0	3	0	0	0	0	0	0	0	0
3	85	GEORGIA'S RESTAURANT	1	0	0	0	0	0	0	0	0	0	0	0	0	0	0
3	94	GERARD A. BELHUMEUR, DDS	0	0	0	0	0	0	0	0	0	0	0	0	0	0	0
3	94	GERET A. DUBOIS M.D., INC.	0	0	0	0	0	0	0	0	0	0	0	0	0	0	0
3	85	GERMAN AMERICAN CULTURAL SOCIETY	0	0	0	0	0	0	1	0	0	0	0	0	0	0	0
3	85	GOLDEN LI LAI	0	0	0	0	0	0	0	1	0	0	0	0	0	0	0
3	85	GOLDEN PALACE	1	0	0	0	0	0	0	0	0	0	0	0	0	0	0
3	86	GRANDVIEW CENTER	0	0	0	0	0	0	0	0	0	0	0	0	0	0	0
3	85	GREAT CHINA INC.	0	0	0	0	0	0	0	0	0	0	0	0	0	0	0
3	85	GREAT TASTE	0	0	0	0	0	0	0	0	0	0	0	0	0	0	0
3	74	GREEK OVEN PIZZA AND WINGS	0	0	0	0	0	0	1	0	0	0	0	0	0	0	0
3	42	GREYSTONE OF LINCOLN, INC.	0	0	1	0	0	0	0	0	0	0	0	0	0	0	0
3	85	GRILLE 47	0	0	0	0	0	0	0	2	0	0	0	0	0	0	0
3	42	GRIPNAIL CORPORATION	0	0	0	0	0	0	0	0	0	0	0	0	0	0	0
3	85	HARK'S HADWIN STREET CAFE	0	0	0	0	0	0	0	0	0	0	0	0	0	0	0
3	86	HARRIS HEALTH CARE - NORTH	0	0	0	0	0	0	0	1	0	0	0	0	0	0	0
3	42	HARRIS INDUSTRIES, INC.	0	0	0	0	0	0	0	0	0	0	0	0	0	0	0
3	81	HARTLEY'S PORK PIES	0	0	2	0	0	0	0	0	0	0	0	0	0	0	0
3	27	HASBRO, INC.	0	0	0	0	0	0	0	0	0	0	0	0	0	0	0
3	86	HASBRO, INC. - EXECUTIVE OFFICES	0	0	0	0	0	0	1	0	0	0	0	0	0	0	0
3	85	HIBACHI GRILL SUPREME BUFFET	1	0	0	0	0	0	0	0	0	0	0	0	0	0	0
3	81	HIDALGO MARKET RESTAURANT	0	1	5	0	0	0	0	1	0	0	0	0	0	0	0
3	89	HIGH JINX BREWING CO., LLC	0	0	0	0	0	0	0	0	0	0	0	0	0	0	0
3	89	HIGH RIDGE SWIM & TENNIS CLUB	0	0	1	0	0	0	0	0	0	0	0	0	0	0	0
3	94	HIGHLAND DENTAL GROUP, INC.	0	0	0	0	0	0	0	0	0	0	0	0	0	0	0
3	21	HINDLEY MANUFACTURING COMPANY	0	0	0	0	0	0	0	0	0	0	0	0	0	0	0
3	81	HOMESTEAD BAKING COMPANY	0	0	0	0	0	0	0	0	0	0	0	0	0	0	0
3	85	HONEY DEW DONUTS - MENDON ROAD	0	0	0	0	0	0	0	0	0	0	0	0	0	0	0
3	85	HONEY DEW DONUTS (BROAD STREET)	0	0	0	0	0	0	0	1	0	0	0	0	0	0	0
3	85	HONEY DEW DONUTS (NEWPORT AVENUE)	0	0	0	0	0	0	0	0	0	0	0	0	0	0	0
3	59	HOPE BUFFINGTON PACKAGING GROUP	0	0	0	0	0	0	0	0	0	0	0	0	0	0	0
3	23	HOPE GLOBAL	0	0	0	0	0	0	0	0	0	0	0	0	0	0	0
1	11	HORD CRYSTAL CORPORATION	0	0	1	0	0	0	0	0	0	0	0	0	0	0	0
3	85	HOT SPOT D/B/A DUNKIN DONUTS - 3781 MENDON RD., CUMB	1	0	0	0	0	0	0	0	0	0	0	0	0	0	0
3	85	HOUSE OF PIZZA	0	0	0	0	0	0	0	2	0	0	0	0	0	0	0
3	94	HOWARD VINCENT, DDS	0	1	0	0	0	0	0	0	0	0	0	0	0	0	0
1	11	HP SERVICES, INC.	0	0	1	0	0	0	0	0	0	0	0	0	0	0	0
2	27	IMPCO, INC.	0	0	0	0	0	0	0	0	0	0	0	0	0	0	0
3	95	INCYTU, INC.	0	0	0	0	0	0	0	0	0	0	0	0	0	0	0
3	99	INK SOLUTION	0	0	2	0	0	0	0	0	0	0	0	0	0	0	0
3	24	INTERNATIONAL ACCESSORIES	0	0	0	0	0	0	0	0	0	0	0	0	0	0	0
3	53	INTERNATIONAL PACKAGING CORP.	0	0	0	0	0	0	0	0	0	0	0	0	0	0	0
1	11	INTERPLEX ENGINEERED PRODUCTS, INC.	0	1	0	0	0	0	0	0	0	0	0	0	0	0	0
3	42	J H DAVIS, LLC D/B/A HENRIETTA GLASS	0	0	1	0	0	0	0	0	0	0	0	0	0	0	0
3	44	J&M DIAMOND TOOL, INC.	0	0	0	0	0	0	0	0	0	0	0	0	0	0	0
3	74	J AND K RESTAURANT D/B/A ROSA'S KITCHEN	0	0	0	0	0	0	2	0	0	0	0	0	0	0	0
3	85	J.A.R. BEVERAGE INC. D/B/A MURRAY'S PUB	0	0	0	0	0	0	0	0	0	0	0	0	0	0	0
3	92	J.D. LAUNDROMAT	0	0	0	0	0	0	0	0	0	0	0	0	0	0	0
2	40	J.H. LYNCH & SONS, INC.	0	0	0	0	0	0	0	0	0	0	0	0	0	0	0
3	97	J.I.F. INVESTMENT CO., INC.	0	0	0	0	0	0	0	0	0	0	0	0	0	0	0
3	85	JACKY'S GALAXIE RESTAURANT, INC.	1	0	0	0	0	0	0	0	0	0	0	0	0	0	0
3	85	JAN CO. CENTRAL D/B/A BURGER KING #4983 - LONSDALE AVE., CF	0	0	0	0	0	0	0	0	0	0	0	0	0	0	0
3	85	JAN CO. CENTRAL, INC. D/B/A BURGER KING #1501 - NEWPORT AVE., EP	1	0	0	0	0	0	0	0	0	0	0	0	0	0	0

USER CLASSIFICATION
(1) Significant - Categorical
(2) Significant - Non-Categorical
(3) Non-Significant

Bucklin Point
Notices of Violations Issued - 2012

User Classification	Category	Company Name	Letter of Deficiency	Failure to Meet Standards	Failure to Submit Report	Report Not Signed	Notice of pH Violations	Failure to Immediately Report Violation	Failure to Satisfy NBC Requirements	Failure to Pay Permit Fee/Notice of Non-Payment	Average Limit Violation	Failure to Sample / Analyze All Parameters	Failure to Accurately Report Effluent Values	Failure to Report Pretreatment Equipment Failure	Discharge of Prohibited Material	Failure to Maintain Pretreatment System	Discharging without Permit
3	85	JAN CO., INC. D/B/A BURGER KING - TAUNTON AVE.	1	0	0	0	0	0	0	0	0	0	0	0	0	0	0
3	81	JAR BAKERS SUPPLY	0	0	2	0	0	0	0	0	0	0	0	0	0	0	0
3	86	JEANNE JUGAN RESIDENCE	0	0	0	0	0	0	0	0	0	0	0	0	0	0	0
3	85	JIMMY'S, LLC DBA CRESTA BAR AND RISTORANTE	0	0	0	0	0	0	1	0	0	0	0	0	0	0	0
3	85	JIN HUA CHINESE RESTAURANT, INC. D/B/AHAPPY NEW BUFFET	0	0	0	0	0	0	0	0	0	0	0	0	0	0	0
3	85	JK CLUB, LLC	0	0	0	0	0	0	2	0	0	0	0	0	0	0	0
3	92	JKM ENTERPRISES II D/B/A LIGHTHOUSE RESTAURANT	0	0	0	0	0	0	1	0	0	0	0	0	0	0	0
2	27	JOHN H. COLLINS & SONS COMPANY	0	0	1	0	0	0	0	0	0	0	0	0	0	0	0
3	94	JOHN O. EASTMAN, D.D.S. INC.	0	0	0	0	0	0	0	0	0	0	0	0	0	0	0
3	40	JOHN ROCCHIO CORP. - FLOATABLE CONTROL PROJECT	0	0	1	0	0	0	0	0	0	0	0	0	0	0	0
3	94	JOHN VERBEYST	0	0	0	0	0	0	0	0	0	0	0	0	0	0	0
3	85	JOHNSTON DONUTS, INC. D/B/A DUNKIN DONUTS - DIAMOND HILL RD.	0	0	0	0	0	0	0	0	0	0	0	0	0	0	0
3	43	JOSE CHARDIET STUDIO	0	0	0	0	0	0	0	0	0	0	0	0	0	0	0
3	86	JOSEPH JENKS JR. HIGH SCHOOL	1	0	0	0	0	0	0	0	0	0	0	0	0	0	0
3	85	J'S DELI	0	0	0	0	0	0	2	0	0	0	0	0	0	0	0
3	92	JUST LIKE HOME LAUNDRY	0	0	0	0	0	0	0	0	0	0	0	0	0	0	0
3	85	K & A EL MASRI- RONZIO PIZZA	0	0	0	0	0	0	0	0	0	0	0	0	0	0	0
3	23	K&W WEBBING COMPANY	0	0	8	0	0	0	0	0	0	0	0	0	0	0	0
3	96	KAROL A. ROMENSKI & SON, INC.	0	0	0	0	0	0	0	0	0	0	0	0	0	0	0
3	85	KATRINA'S COUNTRY KITCHEN, INC.	0	0	0	0	0	1	0	0	0	0	0	0	0	0	0
3	96	KEEFE FUNERAL HOME, INC.	0	0	0	0	0	1	2	0	0	0	0	0	0	0	0
3	42	KENNETH CASTELLUCCI & ASSOCIATES, INC.	0	0	1	0	0	0	0	0	0	0	0	0	0	0	0
3	24	KEY CONTAINER CORPORATION	0	0	0	0	0	0	0	0	0	0	0	0	0	0	0
3	85	KFC - NEWPORT AVENUE	0	0	0	0	0	0	0	0	0	0	0	0	0	0	0
3	85	KIM & GARY'S ICE CREAM MACHINE	0	0	0	0	0	0	0	0	0	0	0	0	0	0	0
3	86	KIRKBRAE COUNTRY CLUB	0	0	0	0	0	0	0	0	0	0	0	0	0	0	0
3	85	KMN, LLC D/B/A PAPA JOHN'S - ARMISTICE BLVD.	0	0	0	0	0	0	0	0	0	0	0	0	0	0	0
3	85	KMN, LLC D/B/A PAPA JOHN'S - SMITHFIELD AVE.	0	0	0	0	0	0	0	0	0	0	0	0	0	0	0
3	85	KR BASEBALL, INC.	0	0	0	0	0	0	0	0	0	0	0	0	0	0	0
3	81	L&B FOODS, INC.	0	0	0	0	0	0	0	0	0	0	0	0	0	0	0
3	85	LA AREPA	0	0	0	0	0	0	0	0	0	0	0	0	0	0	0
3	85	LA CASONA	0	0	0	0	0	0	0	0	0	0	0	0	0	0	0
3	85	LA SOPRESA	0	0	0	0	0	0	0	0	0	0	0	0	0	0	0
3	96	LACHAPPELLE FUNERAL HOME, INC.	0	0	0	0	0	0	3	0	0	0	0	0	0	0	0
3	85	LANE FOODS, INC. D/B/A GREGG'S RESTAURANT - PAWTUCKET AVE.	0	0	0	0	0	0	0	0	0	0	0	0	0	0	0
3	92	LANGLEY'S LAUNDROMAT	0	0	0	0	0	0	1	0	0	0	0	0	0	0	0
3	92	LAUNDROMAX	0	0	0	0	0	0	0	0	0	0	0	0	0	0	0
3	85	LEN'S HOT DOG HAVEN	0	0	0	0	0	0	0	0	0	0	0	0	0	0	0
3	59	LEON MARKAROV DENTAL PROSTHETICS	0	0	0	0	0	0	0	0	0	0	0	0	0	0	0
3	85	LI LAI WOK (CENTRAL AVE.)	1	0	0	0	0	1	0	0	0	0	0	0	0	0	0
3	85	LIMA DOCE GROCERY STORE - WEEDEN	0	0	0	0	0	0	0	0	0	0	0	0	0	0	0
3	94	LINCOLN ANIMAL HOSPITAL	0	0	0	0	0	0	0	0	0	0	0	0	0	0	0
3	94	LINCOLN DENTAL ASSOCIATES, INC.	0	1	0	0	0	0	0	0	0	0	0	0	0	0	0
3	74	LINCOLN DEVELOPMENT, LLC D/B/AHIGHLANDS AT LINCOLN	0	0	0	0	0	0	0	0	0	0	0	0	0	0	0
3	96	LINCOLN FUNERAL HOME, INC.	0	0	0	0	0	0	0	0	0	0	0	0	0	0	0
3	92	LINCOLN LAUNDROMAT	0	0	0	0	0	0	0	0	0	0	0	0	0	0	0
3	86	LINCOLN SENIOR CENTER	0	0	0	0	0	0	0	0	0	0	0	0	0	0	0
3	97	LINDBERGH AUTO BODY, INC.	0	0	0	0	0	0	3	0	0	0	0	0	0	0	0
2	23	LIQUID BLUE	0	0	0	0	0	0	0	0	0	0	0	0	0	0	0
3	85	LJ'S BBQ	0	0	0	0	0	0	0	0	0	0	0	0	0	0	0
3	85	LONSDALE DONUTS D/B/A DUNKIN DONUTS - LONSDALE AVE.	0	0	0	0	0	1	0	0	0	0	0	0	0	0	0
3	92	LONSDALE SUPER WASH	0	0	0	0	0	0	0	0	0	0	0	0	0	0	0
3	85	LUCKY CHEN CORP. D/B/A FRANK'S RESTAURANT - Smithfield Ave.	0	0	0	0	0	0	2	0	0	0	0	0	0	0	0
3	92	LUCKY LAUNDRY	0	0	0	0	0	0	0	0	0	0	0	0	0	0	0
3	92	LUXURY DRY CLEANERS	0	0	0	0	0	0	0	0	0	0	0	0	0	0	0
3	94	LYDIA A. KLUFAS, DDS	0	1	0	0	0	0	0	0	0	0	0	0	0	0	0
3	85	M & M NY SYSTEM	0	0	5	0	0	0	0	0	0	0	0	0	0	0	0
3	41	MADISON CUTTING TOOL	0	7	0	0	0	0	2	0	0	0	0	0	0	0	0
3	27	MAGIC EMBEDMENTS, INC.	0	1	0	0	0	0	0	0	0	0	0	0	0	0	0
3	82	MAIN STREET MARKET, INC.	0	4	0	0	0	0	0	0	0	0	0	0	0	0	0
3	96	MANNING - HEFFERN, INC.	0	0	0	0	0	0	0	0	0	0	0	0	0	0	0
3	92	MANVILLE CLEANING CENTER	0	0	0	0	0	0	2	0	0	0	0	0	0	0	0
3	85	MARTIN BAKERS, LLC D/B/A DUNKIN DONUTS - NORTH BROADWAY	0	0	0	0	0	0	0	0	0	0	0	0	0	0	0
3	42	MASBRO POLISHING COMPANY, INC.	0	0	0	0	0	0	0	0	0	0	0	0	0	0	0
1	11	MATERION TECHNICAL MATERIALS, INC.	0	1	0	0	0	0	0	0	0	0	0	0	0	0	0
3	85	MATOS BAKERY	0	0	0	0	0	0	0	0	0	0	0	0	0	0	0
3	85	MAUGUS CORPORATION D/B/A GROUND ROUND RESTAURANT	0	0	0	0	0	1	0	0	0	0	0	0	0	0	0
3	85	MCDONALD'S - ARMISTICE BLVD.	0	0	0	0	0	0	0	0	0	0	0	0	0	0	0
3	85	MCDONALD'S - LINCOLN MALL	0	0	0	0	0	0	0	0	0	0	0	0	0	0	0
3	85	MCDONALD'S - MENDON ROAD	0	0	0	0	0	0	0	0	0	0	0	0	0	0	0
3	85	MCDONALD'S-MINERAL SPRING AVE.	0	0	0	0	0	0	0	0	0	0	0	0	0	0	0
3	95	MEDCURE	0	0	0	0	0	1	0	0	0	0	0	0	0	0	0
3	85	MEI KING RESTAURANT	0	0	0	0	0	0	3	0	0	0	0	0	0	0	0

USER CLASSIFICATION
(1) Significant - Categorical
(2) Significant - Non-Categorical
(3) Non-Significant

Bucklin Point
Notices of Violations Issued - 2012

User Classification	Category	Company Name	Letter of Deficiency	Failure to Meet Standards	Failure to Submit Report	Report Not Signed	Notice of pH Violations	Failure to Immediately Report Violation	Failure to Satisfy NBC Requirements	Failure to Pay Permit Fee/Notice of Non-Payment	Average Limit Violation	Failure to Sample / Analyze All Parameters	Failure to Accurately Report Effluent Values	Failure to Report Pretreatment Equipment Failure	Discharge of Prohibited Material	Failure to Maintain Pretreatment System	Discharging without Permit
3	85	MEL'S DINER	0	0	0	0	0	0	0	1	0	0	0	0	0	0	0
3	90	MEMORIAL HOSPITAL OF RI	0	1	0	0	0	1	0	0	0	0	0	0	0	0	0
3	42	MERCURY PRINT & MAIL COMPANY, INC	0	0	1	0	0	0	0	0	0	0	0	0	0	0	0
3	96	MERRICK R. WILLIAMS, INC.	0	0	0	0	0	0	0	0	0	0	0	0	0	0	0
3	27	MICHAEL HEALY DESIGNS, INC.	0	0	0	0	0	0	0	0	0	0	0	0	0	0	0
3	80	MICHAEL PERRI & SONS, INC.	0	0	0	0	0	0	0	0	0	0	0	0	0	0	0
3	81	MICHAEL'S MEATS	0	0	5	0	0	0	0	0	0	0	0	0	0	0	0
2	23	MICROFIBRES, INC.	0	0	4	0	2	0	0	0	0	0	0	0	0	0	0
3	97	MILLER'S AUTO BODY	0	0	0	0	0	0	1	0	0	0	0	0	0	0	0
3	85	MINI MARKET LA ESPERANZA	0	0	0	0	0	0	0	0	0	0	0	0	0	0	0
3	99	MIRROR IMAGE	0	0	8	0	0	0	2	1	0	0	0	0	0	0	0
3	85	MODERN DINER	0	0	0	0	0	0	0	0	0	0	0	0	0	0	0
3	85	MOON STAR CHINESE RESTAURANT	0	0	0	0	0	0	0	0	0	0	0	0	0	0	0
3	92	MR. USA CLEANERS	0	0	0	0	0	0	0	0	0	0	0	0	0	0	0
3	85	MULHEARN'S PUB	0	0	0	0	0	0	0	0	0	0	0	0	0	0	0
2	23	MURDOCK WEBBING CO., INC.	0	0	0	0	9	0	0	0	0	0	0	0	0	0	0
3	85	MVP SPORTS PUB & RESTAURANT	0	0	0	0	0	0	0	2	0	0	0	0	0	0	0
3	27	NARR. ELECTRIC CO.-VAULT OP.-BV	0	0	0	0	0	0	0	0	0	0	0	0	0	0	0
3	97	NECVW, INC.	0	0	0	0	0	0	0	0	0	0	0	0	0	0	0
3	53	NEPTCO, INC.	0	0	0	0	0	0	0	0	0	0	0	0	0	0	0
3	95	NEUROTECH PHARMACEUTICALS, INC.	0	0	0	0	0	0	0	0	0	0	0	0	0	0	0
3	95	NEUROTECH USA GEORGE WASHINGTON HIGHWAY	0	0	0	0	0	0	0	0	0	0	0	0	0	0	0
3	85	NEW ENGLAND DONUTS, LLC D/B/A OLDE TIME DONUTS	0	0	0	0	0	0	0	1	0	0	0	0	0	0	0
2	25	NEW ENGLAND LINEN SUPPLY, INC.	0	3	0	0	8	1	1	0	0	0	0	0	0	0	0
3	24	NEW ENGLAND PAPER TUBE COMPANY, INC.	0	0	0	0	0	0	0	2	0	0	0	0	0	0	0
3	85	NEW HONG KONG	1	0	0	0	0	0	0	0	0	0	0	0	0	0	0
3	85	NEWPORT AVE DONUT D/B/A DUNKIN DONUTS - 81 NEWPORT AVENUE	0	0	0	0	0	0	0	0	0	0	0	0	0	0	0
3	85	NEWPORT AVE DONUT D/B/A DUNKIN DONUTS - 223 NEWPORT AVENUE	0	0	0	0	0	0	0	0	0	0	0	0	0	0	0
3	85	NEWPORT CEDAR DONUTS, INC. D/B/A DUNKINI DONUTS - CEDAR ST., PAWT.	0	0	0	0	0	0	0	0	0	0	0	0	0	0	0
3	85	NEWPORT DIVISION DONUTS, INC. D/B/A DUNKIN DONUTS - DIVISION ST., PAWT.	0	0	0	0	0	0	0	0	0	0	0	0	0	0	0
3	85	NEXT BITE PIZZA AND GRILL, INC	0	0	0	0	0	0	0	1	0	0	0	0	0	0	0
3	81	NORTH AMERICAN SALT & FRESH FISH CORP.	0	0	1	0	0	0	0	0	0	0	0	0	0	0	0
3	23	NORTHEAST KNITTING, INC.	0	0	1	0	0	0	0	0	0	0	0	0	0	0	0
3	94	NOTRE DAME AMBULATORY CARE	0	0	1	0	0	0	0	0	0	0	0	0	0	0	0
3	85	NOVA CHURRASQUEIRA RESTAURANTE	0	0	0	0	0	0	0	0	0	0	0	0	0	0	0
3	11	NULCO MANUFACTURING CORPORATION	0	0	2	0	0	0	0	0	0	0	0	0	0	0	0
3	42	NUZZO CAMPION STONE ENTERPRISES, INC.	0	0	3	0	0	0	0	2	0	0	0	0	0	0	0
3	86	OAK HILL NURSING & REHABILITATION CENTER	0	0	0	0	0	0	2	0	0	0	0	0	0	0	0
3	80	OCEAN STATE CESSPOOL, INC.	0	0	0	0	0	0	0	1	0	0	0	0	0	0	0
3	85	OLLY'S PIZZA	0	0	0	0	0	0	2	0	0	0	0	0	0	0	0
3	86	OLSL LINCOLN PLACE D/B/ALINCOLN PLACE	0	0	0	0	0	0	0	1	0	0	0	0	0	0	0
3	24	OMNI COLOR PRINTING	0	0	0	0	0	0	0	0	0	0	0	0	0	0	0
3	92	ON THE GO LAUNDROMAT	0	0	0	0	0	0	0	0	0	0	0	0	0	0	0
3	53	ORIGINAL PIZZA OF BOSTON	0	0	0	0	0	0	0	0	0	0	0	0	0	0	0
3	41	ORION RETAIL	0	0	0	0	0	0	0	0	0	0	0	0	0	0	0
2	27	OSRAM SYLVANIA, INC.	0	1	0	0	0	0	0	0	0	0	0	0	0	0	0
3	85	OZZIE'S FAMILY RESTAURANT	0	0	7	0	0	0	0	0	0	0	0	0	0	0	0
3	85	P & G BOWLING, INC. D/B/A EAST PROVIDENCE LANES	0	0	0	0	0	0	1	0	0	0	0	0	0	0	0
3	24	PACKAGING CONCEPTS, LTD.	0	0	1	0	0	0	0	0	0	0	0	0	0	0	0
3	24	PACKAGING GRAPHICS, LLC	0	0	0	0	0	0	0	0	0	0	0	0	0	0	0
3	71	PALACE FRIED CHICKEN	0	0	0	0	0	0	0	0	0	0	0	0	0	0	0
3	85	PANADERIA EL ANTOJO, INC.	0	0	0	0	0	0	0	0	0	0	0	0	0	0	0
3	85	PAPA GINO'S #408	1	0	0	0	0	0	0	0	0	0	0	0	0	0	0
3	85	PAPA GINO'S-LINCOLN MALL	0	0	0	0	0	0	0	0	0	0	0	0	0	0	0
3	85	PARK MANAGEMENT 299 DONUT, INC. D/B/A DUNKIN DONUTS/BASKIN ROBBINS - 299	0	0	0	0	0	0	0	0	0	0	0	0	0	0	0
3	86	PARKWAY APARTMENTS, L.P.	0	0	0	0	0	0	0	0	0	0	0	0	0	0	0
3	85	PASTRY GOURMET D/B/A L.M. RONCI, INC.	0	0	0	0	0	0	0	0	0	0	0	0	0	0	0
3	94	PAUL G. ROQUE, DDS	0	0	1	0	0	0	0	0	0	0	0	0	0	0	0
3	94	PAULO J. DAROSA, D.D.S.	0	0	1	0	0	0	0	0	0	0	0	0	0	0	0
3	85	PAWTUCKET COUNTRY CLUB	1	0	0	0	0	0	0	0	0	0	0	0	0	0	0
3	85	PAWTUCKET HOUSE OF PIZZA	0	0	0	0	0	0	0	0	0	0	0	0	0	0	0
3	85	PAWTUCKET LION PIZZA, INC.	0	0	6	0	0	0	0	2	0	0	0	0	0	0	0
1	16	PAWTUCKET POWER ASSOCIATES	1	0	0	0	0	0	0	0	0	0	0	0	0	0	0
3	86	PAWTUCKET RED SOX BASEBALL CLUB	0	0	0	0	0	0	0	0	0	0	0	0	0	0	0
3	86	PAWTUCKET SKILLED NURSING	0	0	0	0	0	0	0	0	0	0	0	0	0	0	0
3	85	PAWTUCKET SOUP KITCHEN	0	0	0	0	0	0	0	0	0	0	0	0	0	0	0
3	85	PAWTUCKET TACO D/B/A TACO BELL	0	0	0	0	0	0	0	2	0	0	0	0	0	0	0
3	94	PEDRO TEIXEIRA, DDS	0	0	1	0	0	0	0	0	0	0	0	0	0	0	0
3	85	PEPPERONIS	0	0	0	0	0	0	0	0	0	0	0	0	0	0	0
3	85	PHANTOM FARMS	0	0	0	0	0	0	0	0	0	0	0	0	0	0	0
3	94	PHILIP J. CALABRO, D.M.D.	0	0	0	0	0	0	0	0	0	0	0	0	0	0	0
3	94	PHILIP S. MCGRATH, D.M.D.	0	0	0	0	0	0	0	0	0	0	0	0	0	0	0
3	85	PHILOPATEERT L.L.C. D/B/AMASTER PIZZA	0	0	0	0	0	0	0	4	0	0	0	0	0	0	0

USER CLASSIFICATION
(1) Significant - Categorical
(2) Significant - Non-Categorical
(3) Non-Significant

Bucklin Point
Notices of Violations Issued - 2012

User Classification	Category	Company Name	Letter of Deficiency	Failure to Meet Standards	Failure to Submit Report	Report Not Signed	Notice of pH Violations	Failure to Immediately Report Violation	Failure to Satisfy NBC Requirements	Failure to Pay Permit Fee/Notice of Non-Payment	Average Limit Violation	Failure to Sample / Analyze All Parameters	Failure to Accurately Report Effluent Values	Failure to Report Pretreatment Equipment Failure	Discharge of Prohibited Material	Failure to Maintain Pretreatment System	Discharging without Permit
3	59	PHOENIX CONVERTING CORPORATION	0	0	0	0	0	0	0	0	0	0	0	0	0	0	0
3	42	PIATEK MACHINE CO., INC.	0	0	0	0	0	0	0	0	0	0	0	0	0	0	0
3	85	PIEZONTS	0	0	0	0	0	0	2	0	0	0	0	0	0	0	0
3	85	PIZZA MAN OF CUMBERLAND	0	0	0	0	0	0	0	0	0	0	0	0	0	0	0
3	85	PIZZAWORKS	0	0	0	0	0	0	0	0	0	0	0	0	0	0	0
3	85	PLOUFFE'S CUP N SAUCER	0	0	0	0	0	0	0	0	0	0	0	0	0	0	0
3	85	PMG INC. D/B/A HOSE COMPANY NO. 6	0	0	1	0	0	0	0	0	0	0	0	0	0	0	0
3	94	PODIATRY SERVICES LTD.	0	0	0	0	0	0	0	0	0	0	0	0	0	0	0
3	22	POLY/SPERSE, CORP.	0	0	0	0	0	0	0	0	0	0	0	0	0	0	0
3	85	POPPY'S FAMILY RESTAURANT	0	0	0	0	0	0	1	0	0	0	0	0	0	0	0
3	42	PORTOLA TECH INTERNATIONAL	0	0	1	0	0	0	0	0	0	0	0	0	0	0	0
3	86	POTTER-BURNS ELEMENTARY SCHOOL	0	0	0	0	0	0	0	0	0	0	0	0	0	0	0
1	14	PRECISION DERMATOLOGY	1	3	0	0	0	0	0	1	0	0	0	0	0	0	0
3	97	PRECISION HARLEY - DAVIDSON, INC.	0	1	0	0	0	0	0	0	0	0	0	0	0	0	0
3	42	PRECISION POLISHING & ORNAMENT	0	0	1	0	0	0	0	0	0	0	0	0	0	0	0
3	93	PRINTMAKERS, INC.	0	0	0	0	0	0	0	0	0	0	0	0	0	0	0
3	44	PROVIDENCE BRAID CO., INC.	0	0	0	0	0	0	0	0	0	0	0	0	0	0	0
3	99	PROVIDENCE FIRE RESTORATION	0	0	0	0	0	0	0	1	0	0	0	0	0	0	0
1	11	PROVIDENCE METALLIZING COMPANY, INC.	0	0	0	0	0	0	0	0	0	0	0	0	0	0	0
3	42	PROVIDENCE WIRE CREATIONS, INC. (PAWT) D/B/A EASTERN WIRE CREATIONS, INC.	0	0	2	0	0	0	0	0	0	0	0	0	0	0	0
3	82	PRRC, INC. D/B/A PRICERITE SUPERMARKET	0	0	0	0	0	0	0	1	0	0	0	0	0	0	0
3	86	QUALITY RENTAL	0	0	0	0	0	0	0	0	0	0	0	0	0	0	0
3	80	R.I. CESSPOOL CLEANERS, INC.	0	0	0	0	0	0	0	0	0	0	0	0	0	0	0
3	85	R.J.W. ENTERPRISES INC. D/B/A DUNKIN DONUTS - ARMISTICE BLVD.	0	0	0	0	0	0	0	0	0	0	0	0	0	0	0
3	80	RAGGS SEPTIC SERVICE, INC.	0	0	0	0	0	0	0	0	0	0	0	0	0	0	0
3	85	RAHEB RESTAURANT, INC. D/B/A STANLEY'S FAMOUS BURGERS	0	0	0	0	0	0	0	0	0	0	0	0	0	0	0
3	24	RAND WHITNEY/SOUTHEAST CONTAINER LLC	0	1	0	0	0	1	0	1	1	0	0	0	0	0	0
3	80	RAY PLANTE & SONS, INC.	0	0	0	0	0	0	0	0	0	0	0	0	0	0	0
3	42	REAL REEL CORPORATION	0	0	0	0	0	0	0	0	0	0	0	0	0	0	0
3	85	RESTAURANTE SERRA DA ESTRELA	0	0	0	0	0	0	2	0	0	0	0	0	0	0	0
3	71	RHODE ISLAND FARMS	0	0	0	0	0	0	2	0	0	0	0	0	0	0	0
3	52	RHODE ISLAND NOVELTY	0	0	0	0	0	0	0	0	0	0	0	0	0	0	0
3	23	RHODE ISLAND TEXTILE COMPANY	0	0	3	0	0	0	0	0	0	0	0	0	0	0	0
3	82	RIBATEJO	0	0	2	0	0	0	0	1	0	0	0	0	0	0	0
1	11	RICHLINE GROUP, INC.	2	0	2	0	0	0	0	0	0	0	0	0	0	0	0
3	21	RIDCO CASTING CO.	0	0	0	0	0	0	0	0	0	0	0	0	0	0	0
3	85	RIGHT SPOT DINER	0	0	0	0	0	0	0	5	0	0	0	0	0	0	0
3	85	RIVERSIDE DINER	0	0	0	0	0	0	0	0	0	0	0	0	0	0	0
3	85	RIVIERA INN	0	0	0	0	0	0	0	0	0	0	0	0	0	0	0
3	85	ROAST HOUSE PUB AND RESTAURANT	0	0	0	0	0	0	0	0	0	0	0	0	0	0	0
3	94	RONALD CIOMBOR, DDS	0	0	0	0	0	0	0	0	0	0	0	0	0	0	0
1	11	RONALD PRATT COMPANY, INC.	0	2	2	0	0	1	1	0	1	0	0	0	0	0	0
3	85	RONZIO PIZZA-MAIN STREET	0	0	0	0	0	0	0	2	0	0	0	0	0	0	0
3	85	ROSE SUB LLC D/B/A SUBWAY - GEORGE WASHINGTON HWY.	0	0	0	0	0	0	0	0	0	0	0	0	0	0	0
3	92	ROYAL CLEANERS, INC.	0	0	0	0	0	0	0	0	0	0	0	0	0	0	0
3	80	RPKK D/B/A RPE SEPTIC SERVICES	0	0	0	0	0	0	0	0	0	0	0	0	0	0	0
3	94	RUMFORD DENTAL	0	0	1	0	0	0	0	0	0	0	0	0	0	0	0
3	94	RUSSELL S. CHIN, DDS, LTD.	0	0	0	0	0	0	0	0	0	0	0	0	0	0	0
3	85	S & J ENTERTAINMENT INC. D/B/ASUITE 600	0	0	0	0	0	0	0	0	0	0	0	0	0	0	0
3	85	SAKI'S PIZZERIA AND GRILLE	0	0	0	0	0	0	0	0	0	0	0	0	0	0	0
3	80	SANI-KAN COMPANY, INC.	0	0	0	0	0	0	4	2	0	0	0	0	0	0	0
3	85	SARKIS HAGOPIAN ENTERPRISES LLC D/B/AHERCULES PIZZA WORKS	0	0	0	0	0	0	0	0	0	0	0	0	0	0	0
3	60	SAVE-A-LOT (ARMISTICE BLVD)	0	0	2	0	0	0	0	0	0	0	0	0	0	0	0
3	82	SAVE-A-LOT (MINERAL SPRING AVE.)	0	0	0	0	0	0	0	0	0	0	0	0	0	0	0
3	99	SCHOFIELD PRINTING, INC.	0	0	0	0	0	0	0	0	0	0	0	0	0	0	0
3	80	SCHOFIELD SANITATION	0	0	0	0	0	0	0	1	0	0	0	0	0	0	0
3	80	SCITUATE CESSPOOL, INC.	0	0	0	0	0	0	0	0	0	0	0	0	0	0	0
3	85	SEVEN CRAY STREET REALTY CORP	0	0	0	0	0	0	0	0	0	0	0	0	0	0	0
3	85	SEVEN STARS BAKERY - NEWMAN AVENUE	0	0	0	0	0	0	0	0	0	0	0	0	0	0	0
3	81	SEVEN STARS BAKERY - PAWTUCKET	0	0	0	0	0	0	0	0	0	0	0	0	0	0	0
3	99	SEWRITE EMBROIDERY	1	0	0	0	0	0	0	0	0	0	0	0	0	0	0
3	85	SHANNA COUNTRY KITCHEN	0	0	0	0	0	0	0	0	0	0	0	0	0	0	0
3	85	SHAYDAN INC. D/B/A HERITAGE TAP	0	1	0	0	0	1	0	1	0	0	0	0	0	0	0
3	85	SHISH KABOB	0	0	0	0	0	0	0	0	0	0	0	0	0	0	0
3	81	SIMMERING SOUP, INC.	1	5	1	0	0	0	2	0	0	0	0	0	0	0	0
3	85	SIMON CITY LINE PIZZA	0	0	0	0	0	0	0	0	0	0	0	0	0	0	0
3	74	SO FRESH AND SO CLEAN OF PAWTUCKET	0	0	0	0	0	0	4	0	0	0	0	0	0	0	0
3	85	SPARKY'S RESTAURANT	0	0	0	0	0	0	0	1	0	0	0	0	0	0	0
3	92	SPIN CITY CUMBERLAND, LLC	0	0	0	0	0	0	0	0	0	0	0	0	0	0	0
3	99	SPIRIT RECOGNITION	0	0	0	0	0	0	0	0	0	0	0	0	0	0	0
3	85	SPLASH SNACK BAR AND GRILL	0	0	0	0	0	0	0	0	0	0	0	0	0	0	0
3	85	SPRING HOUSE CHINESE	0	0	0	0	0	0	0	0	0	0	0	0	0	0	0
3	85	SPUMONT'S RESTAURANT	0	0	0	0	0	0	0	0	0	0	0	0	0	0	0

USER CLASSIFICATION
(1) Significant - Categorical
(2) Significant - Non-Categorical
(3) Non-Significant

Bucklin Point
Notices of Violations Issued - 2012

User Classification	Category	Company Name	Letter of Deficiency	Failure to Meet Standards	Failure to Submit Report	Report Not Signed	Notice of pH Violations	Failure to Immediately Report Violation	Failure to Satisfy NBC Requirements	Failure to Pay Permit Fee/Notice of Non-Payment	Average Limit Violation	Failure to Sample / Analyze All Parameters	Failure to Accurately Report Effluent Values	Failure to Report Pretreatment Equipment Failure	Discharge of Prohibited Material	Failure to Maintain Pretreatment System	Discharging without Permit
3	94	SRP FAMILY DENTAL	0	0	1	0	0	0	0	0	0	0	0	0	0	0	0
3	74	ST. GEORGE'S MARONITE CHURCH	0	0	0	0	0	0	0	0	0	0	0	0	0	0	0
3	86	ST. RAPHAEL ACADEMY - EAST BUILDING	0	0	0	0	0	0	0	0	0	0	0	0	0	0	0
3	99	ST. RAPHAEL ACADEMY - WEST BUILDING	0	0	0	0	0	0	0	0	0	0	0	0	0	0	0
1	11	STACKBIN CORPORATION	0	0	0	0	0	0	0	0	0	0	0	0	0	0	0
3	85	STARBUCKS RESTAURANT-LINCOLN MALL	0	0	0	0	0	0	0	0	0	0	0	0	0	0	0
3	53	STEMCELLS, INC.	0	0	0	0	0	0	2	0	0	0	0	0	0	0	0
3	82	STOP & SHOP SUPERMARKET #704	0	0	0	0	0	0	0	0	0	0	0	0	0	0	0
3	82	STOP & SHOP SUPERMARKET #710	0	0	0	0	0	0	0	0	0	0	0	0	0	0	0
3	82	STOP & SHOP SUPERMARKET #712	0	0	0	0	0	0	0	0	0	0	0	0	0	0	0
3	49	STUART MANUFACTURING, LLC	0	0	2	0	0	0	0	2	0	0	0	0	0	0	0
3	99	SUBURBAN CONTRACT CLEANING	0	0	0	0	0	0	0	0	0	0	0	0	0	0	0
3	85	SUBWAY - MINERAL SPRING AVENUE	0	0	0	0	0	0	4	0	0	0	0	0	0	0	0
3	85	SUBWAY (BEVERAGE HILL)	0	0	0	0	0	0	0	0	0	0	0	0	0	0	0
3	85	SUBWAY (NORTH BROADWAY)	0	0	0	0	0	0	0	0	0	0	0	0	0	0	0
3	85	SUBWAY (PAWTUCKET AVENUE)	0	0	0	0	0	0	0	0	0	0	0	0	0	0	0
3	85	SUBWAY 95 EXIT 30, LLC	0	0	0	0	0	0	0	0	0	0	0	0	0	0	0
3	85	SUBWAY-BROAD STREET	0	0	0	0	0	0	0	0	0	0	0	0	0	0	0
1	11	SUMMIT MANUFACTURING CORPORATION	1	1	6	0	1	0	0	0	0	0	0	0	0	0	0
3	85	SUNOCO, INC.	0	0	0	0	0	0	0	0	0	0	0	0	0	0	0
3	85	SUNSHINE CREAMERY	0	0	0	0	0	0	0	0	0	0	0	0	0	0	0
3	92	SUNSHINE LAUNDROMAT	0	0	0	0	0	0	0	0	0	0	0	0	0	0	0
3	81	SUNSHINE MARKET	0	0	1	0	0	0	0	0	0	0	0	0	0	0	0
3	97	SUPER CLEAN CAR WASH, INC.	0	0	1	0	0	0	0	1	0	0	0	0	0	0	0
3	85	SUPER DRAGON	1	0	0	0	0	0	0	0	0	0	0	0	0	0	0
3	85	SWADES, LLC D/B/A RASOI	0	0	0	0	0	0	0	0	0	0	0	0	0	0	0
3	92	SWAN CLEANERS	0	0	0	0	0	0	0	0	0	0	0	0	0	0	0
3	81	SWEETLAND FOODS, INC.	0	0	0	0	0	0	0	0	0	0	0	0	0	0	0
3	71	TABARES BROTHERS, INC.	0	0	0	0	0	0	1	0	0	0	0	0	0	0	0
3	85	TACO MIX	1	0	0	0	0	0	0	0	0	0	0	0	0	0	0
1	11	TANURY INDUSTRIES	0	2	0	0	10	0	0	0	1	0	0	0	0	0	0
1	11	TANURY INDUSTRIES PVD, INC.	0	0	0	0	0	0	0	0	0	0	0	0	0	0	0
3	85	TAQUERIA LUPITA	0	0	0	0	0	0	0	0	0	0	0	0	0	0	0
3	85	TARGET CORPORATION - T2073	0	0	0	0	0	0	0	0	0	0	0	0	0	0	0
3	23	TASTEX CORPORATION	0	0	0	0	0	0	0	0	0	0	0	0	0	0	0
3	85	TAVERNIA'S GRILLE	1	0	4	0	0	0	7	2	0	0	0	0	0	0	0
3	82	TD BARTON FOOD, LLC D/B/A C-TOWN SUPERMARKET	0	0	0	0	0	0	0	1	0	0	0	0	0	0	0
1	14	TEDOR PHARMA INC.	1	1	0	0	0	0	0	0	0	0	0	0	0	0	0
1	11	TEKNICOTE, INC. (CUMBERLAND)	0	16	3	0	0	0	2	16	4	2	0	0	0	0	0
3	37	TEKNOR APEX - MENDON	0	0	0	0	0	0	1	0	0	0	0	0	0	0	0
3	27	TEKNOR APEX CO.	1	0	0	0	0	0	0	0	0	0	0	0	0	0	0
3	23	TEXCEL, INC.	0	0	0	0	0	0	0	0	0	1	0	0	0	0	0
3	97	THE CAR STORE, INC.	0	0	0	0	0	0	0	0	0	0	0	0	0	0	0
3	21	THE EVANS COMPANY, INC.	0	0	0	0	0	0	0	0	0	0	0	0	0	0	0
3	94	THE FAMILY DENTIST, INC.	0	0	0	0	0	0	0	0	0	0	0	0	0	0	0
3	81	THE FRENCH TARTE, LLC	0	0	1	0	0	0	0	0	0	0	0	0	0	0	0
3	86	THE HOLIDAY RETIREMENT HOME	0	0	0	0	0	0	0	0	0	0	0	0	0	0	0
3	99	THE INSCO GROUP	0	0	0	0	0	0	0	0	0	0	0	0	0	0	0
3	74	THE LODGE PUB & EATERY	0	0	0	0	0	0	0	0	0	0	0	0	0	0	0
3	86	THE MANSION, INC.	0	0	0	0	0	0	0	0	0	0	0	0	0	0	0
3	85	THE MET	0	0	0	0	0	0	0	0	0	0	0	0	0	0	0
3	85	THE NEWPORT DECK	0	0	0	0	0	0	0	0	0	0	0	0	0	0	0
3	85	THE SALVATION ARMY	0	0	0	0	0	0	0	0	0	0	0	0	0	0	0
3	82	THE STOP & SHOP SUPERMARKET CO. LLC	0	0	0	0	0	0	0	0	0	0	0	0	0	0	0
3	46	THYSSENKRUPP MATERIALS D/B/A COPPER & BRASS SALES	0	0	0	0	0	0	0	0	0	0	0	0	0	0	0
3	71	TIERRA RESTAURANT AND LOUNGE	0	0	0	0	0	0	0	0	0	0	0	0	0	0	0
1	15	TIFFANY AND COMPANY	1	0	2	0	0	0	1	1	0	0	0	0	0	0	0
3	85	TOLO'S SEAFOOD AND CHICKEN	0	0	0	0	0	0	2	0	0	0	0	0	0	0	0
3	85	TOMMY'S LOUNGE	0	0	0	0	0	0	0	0	0	0	0	0	0	0	0
3	85	TONY'S PIZZA PALACE	0	0	0	0	0	0	0	0	0	0	0	0	0	0	0
3	80	TORTI SERVICES	0	0	0	0	0	0	0	0	0	0	0	0	0	0	0
3	74	TOSCAN & FAMILY CORP.	0	0	0	0	0	0	0	0	0	0	0	0	0	0	0
3	85	TOTTI'S PIZZA PALACE, INC.	0	0	0	0	0	0	0	0	0	0	0	0	0	0	0
3	42	TRACEY GEAR INC	0	0	1	0	0	0	0	1	0	0	0	0	0	0	0
3	85	TRATTORIA ROMANA	0	0	0	0	0	0	0	0	0	0	0	0	0	0	0
3	85	TRIPLE P'S	0	0	0	0	0	0	0	2	0	0	0	0	0	0	0
3	85	TROPICAL RESTAURANT	0	0	0	0	0	0	0	2	0	0	0	0	0	0	0
1	11	TRUEX, INC.	0	0	0	0	0	0	0	0	0	0	0	0	0	0	0
3	85	UNCLE TONY'S PIZZA & PASTA	0	0	0	0	0	0	0	0	0	0	0	0	0	0	0
3	86	UNITED METHODIST ELDER CARE	0	0	0	0	0	0	0	0	0	0	0	0	0	0	0
3	85	UNITED SKATES OF AMERICA	0	0	0	0	0	0	0	0	0	0	0	0	0	0	0
3	94	UNIVERSITY ORAL & MAXIL. - SCHOOL STREET	0	0	0	0	0	0	0	0	0	0	0	0	0	0	0
3	99	V. GEORGE RUSTIGIAN RUGS, INC	0	0	1	0	0	0	0	0	0	0	0	0	0	0	0

USER CLASSIFICATION
(1) Significant - Categorical
(2) Significant - Non-Categorical
(3) Non-Significant

Bucklin Point
Notices of Violations Issued - 2012

User Classification	Category	Company Name	Letter of Deficiency	Failure to Meet Standards	Failure to Submit Report	Report Not Signed	Notice of pH Violations	Failure to Immediately Report Violation	Failure to Satisfy NBC Requirements	Failure to Pay Permit Fee/Notice of Non-Payment	Average Limit Violation	Failure to Sample / Analyze All Parameters	Failure to Accurately Report Effluent Values	Failure to Report Pretreatment Equipment Failure	Discharge of Prohibited Material	Failure to Maintain Pretreatment System	Discharging without Permit
3	27	VERIZON - BV	0	0	0	0	0	0	0	0	0	0	0	0	0	0	0
3	85	VILLAGE PIZZA INC.	0	0	0	0	0	0	0	0	0	0	0	0	0	0	0
3	85	VILLAGE RESTAURANT, INC.	0	0	0	0	0	0	0	0	0	0	0	0	0	0	0
3	52	VISUAL CREATIONS, INC.	0	0	0	0	0	0	0	0	0	0	0	0	0	0	0
2	22	VITAL DIAGNOSTICS, INC.	0	1	0	0	0	0	0	0	0	0	0	0	0	0	0
3	11	W.T. WILSON, INC.	0	0	0	0	0	0	1	0	0	0	0	0	0	0	0
3	94	WALTER M. DZIALO, DDS	0	0	0	0	0	0	0	0	0	0	0	0	0	0	0
3	94	WALTER R. SHAGHALIAN D.M.D.	0	0	0	0	0	0	0	0	0	0	0	0	0	0	0
3	85	WALT'S ROAST BEEF	0	0	0	0	0	0	0	0	0	0	0	0	0	0	0
3	86	WANNAMOISSETT COUNTRY CLUB	0	0	0	0	0	0	0	0	0	0	0	0	0	0	0
3	26	WARDWELL BRAIDING MACHINE COMPANY	0	0	0	0	0	0	0	0	0	0	0	0	0	0	0
3	80	WARWICK CESSPOOL D/B/A VENDRESCA BROTHERS	0	0	0	0	0	0	0	0	0	0	0	0	0	0	0
3	92	WASHING WELL LAUNDROMAT	0	0	0	0	0	0	2	0	0	0	0	0	0	0	0
3	97	WATER WORKS CAR WASH	0	1	2	0	0	1	2	1	0	0	0	0	0	0	0
3	99	WEINBERG GLASS, LTD.	0	0	0	0	0	0	1	0	0	0	0	0	0	0	0
3	85	WENDY'S (COTTAGE STREET)	0	0	0	0	0	0	0	0	0	0	0	0	0	0	0
3	85	WENDY'S INTERNATIONAL, INC. (BROAD)	0	0	0	0	0	0	0	0	0	0	0	0	0	0	0
3	85	WHISTLE STOP RESTAURANT & ICE CREAM SHOP	0	0	0	0	0	0	0	0	0	0	0	0	0	0	0
3	42	WHITTET-HIGGINS COMPANY	0	0	0	0	0	0	0	0	0	0	0	0	0	0	0
3	85	WILDFLOUR BAKERY CAFE + JUICE BAR	0	0	0	0	0	0	0	0	0	0	0	0	0	0	0
3	94	WILLIAM B. CHAN DMD	0	0	1	0	0	0	0	0	0	0	0	0	0	0	0
3	94	WILLIAM NAUGHTON, DDS	0	0	1	0	0	0	0	0	0	0	0	0	0	0	0
3	96	WILLIAM W. TRIPP FUNERAL HOME, INC.	0	0	0	0	0	0	0	0	0	0	0	0	0	0	0
3	81	XELAPAN BAKERY AND CONVENIENCE	0	0	2	0	0	0	0	1	0	0	0	0	0	0	0
3	85	ZACCAGNINI'S PASTRY SHOPPE	0	0	0	0	0	0	1	2	0	0	0	0	0	0	0
3	42	ZEBRA TECHNOLOGIES CORPORATION	0	0	1	0	0	0	0	0	0	0	0	0	0	0	0

USER CLASSIFICATION
(1) Significant - Categorical
(2) Significant - Non-Categorical
(3) Non-Significant

ATTACHMENT VOLUME II

SECTION 9

***USER LATE REPORTS AND
REQUIREMENTS***

USER LATE REPORTS

FIELD'S POINT

**Field's Point
Late Reports - 2012**

Company	Report Type	Location	Month Satisfied	Sample Type	Sample Date	Due Date	Received Date	Days Late
96-108 Pine Street, LLC	Sampling	Sample Location # 1	January 2012	Composite	1/4/2012	2/29/2012	3/14/2012	14
96-108 Pine Street, LLC	Sampling	Sample Location # 1	January 2012	Composite	1/12/2012	2/29/2012	3/14/2012	14
A & N Jewelry Co., Inc.	Certification	Dental BMP Certification	July 2012	Not Applicable	8/15/2012	8/31/2012	9/17/2012	17
A Stone Greenlawn, LLC	Sampling	Sample Location # 1	June 2012	Grab	7/2/2012	7/31/2012	8/2/2012	2
A Stone Greenlawn, LLC	Sampling	Sample Location # 1	December 2012	Grab	2/6/2013	1/31/2013	2/6/2013	6
Academy Supermarket	Sampling	Sample Location # 1	April 2012	Grab	4/1/2012	5/31/2012	12/18/2012	201
Academy Supermarket	Sampling	Sample Location # 1	October 2012	Grab	10/1/2012	11/30/2012	12/18/2012	18
Advanced Catering	Sampling	Sample Location # 1	October 2012	Grab	10/26/2012	11/30/2012	12/31/2012	31
Advanced Dental Care	Sampling	Sample Location # 1	November 2012	Grab	11/30/2012	12/31/2012	1/14/2013	14
Aesthetic Dental Center of RI	Sampling	Sample Location # 1	July 2012	Grab	7/11/2012	8/31/2012	9/7/2012	7
Al-Jac Produce	Sampling	Sample Location # 1	April 2012	Grab	6/5/2012	5/31/2012	6/15/2012	15
Al-Jac Produce	Sampling	Sample Location # 1	July 2012	Grab	9/12/2012	8/31/2012	9/25/2012	25
Al-Jac Produce	Sampling	Sample Location # 1	October 2012	Grab	12/7/2012	11/30/2012	12/20/2012	20
Aluminum & Copper Recycling, Inc.	Sampling	Sample Location # 1	April 2012	Grab	6/6/2012	5/31/2012	6/6/2012	6
Aluminum & Copper Recycling, Inc.	Sampling	Sample Location # 1	October 2012	Composite	10/1/2012	11/30/2012	12/6/2012	6
Alviti Link-All, Inc.	Sampling	Sample Location # 1	January 2012	Grab	3/8/2012	2/29/2012	3/8/2012	8
Alviti Link-All, Inc.	Sampling	Sample Location # 1	July 2012	Grab	9/13/2012	8/31/2012	9/13/2012	13
Angell Street Dental Associate	Sampling	Sample Location #2	October 2012	Grab	12/11/2012	11/30/2012	12/13/2012	13
Apex Plating Company, Inc.	pH	Sample Location # 1	February 2012	Not Applicable	Not Applicable	3/30/2012	4/6/2012	7
Apex Plating Company, Inc.	pH	Sample Location # 1	October 2012	Not Applicable	Not Applicable	11/30/2012	12/10/2012	10
AS220	Sampling	Sample Location # 1	October 2012	Grab	10/24/2012	11/30/2012	12/11/2012	11
AS220 - Print Shop	Sampling	Sample Location # 3	February 2012	Grab	4/3/2012	3/31/2012	4/6/2012	6
Atamian Manufacturing Corp.	Sampling	Sample Location # 1	July 2012	Grab	7/26/2012	8/31/2012	9/14/2012	14
Avalon Bay - Center Place	Sampling	Sample Location # 1	April 2012	Grab	4/5/2012	5/31/2012	7/10/2012	40
Baduya Dental	Sampling	Sample Location # 1	April 2012	Grab	7/2/2012	5/31/2012	7/2/2012	32
Baffoni's Poultry Farm	Sampling	Sample Location # 1	April 2012	Grab	7/16/2012	5/31/2012	8/2/2012	63
Baffoni's Poultry Farm	Sampling	Sample Location # 1	October 2012	Grab	1/16/2013	11/30/2012	1/31/2013	62
Bank of America Building (Westminster)	Sampling	Sample Location # 1	April 2012	Grab	7/2/2012	5/31/2012	7/2/2012	32
Barbara Mancini Cavicchio DDS	Sampling	Sample Location # 1	April 2012	Grab	4/25/2012	5/31/2012	6/4/2012	4
Barletta Heavy Division, Inc.	Sampling	Sample Location # 4	August 2012	Grab	8/31/2012	9/30/2012	10/1/2012	1
Bella Jewelry	Sampling	Sample Location # 1	May 2012	Grab	7/20/2012	6/30/2012	7/24/2012	24
Bj's Wholesale Club	Sampling	Sample Location # 1	September 2012	Grab	9/24/2012	10/31/2012	11/14/2012	14
Bj's Wholesale Club	Sampling	Sample Location # 1	September 2012	Grab	10/3/2012	10/31/2012	11/14/2012	14
Bj's Wholesale Club	Sampling	Sample Location # 1	September 2012	Grab	10/9/2012	10/31/2012	11/14/2012	14
Bj's Wholesale Club	Sampling	Sample Location # 1	September 2012	Grab	10/16/2012	10/31/2012	11/14/2012	14
Bj's Wholesale Club	Sampling	Sample Location # 1	September 2012	Grab	10/25/2012	10/31/2012	11/14/2012	14
Bj's Wholesale Club	Sampling	Sample Location # 1	September 2012	Grab	10/30/2012	10/31/2012	11/14/2012	14
Borrelli's Bakery	Sampling	Sample Location # 1	April 2012	Grab	7/10/2012	5/31/2012	7/25/2012	55
Borrelli's Bakery	Sampling	Sample Location # 1	October 2012	Grab	12/6/2012	11/30/2012	12/27/2012	27
Bread Unlimited, LLC	Sampling	Sample Location # 1	May 2012	Grab	5/30/2012	6/30/2012	7/10/2012	10

**Field's Point
Late Reports - 2012**

Company	Report Type	Location	Month Satisfied	Sample Type	Sample Date	Due Date	Received Date	Days Late
Brown University-Remediation Project	Sampling	Sample Location # 1	June 2012	Grab	6/30/2012	7/31/2012	7/31/2012	0
Brown University-Remediation Project	Sampling	Sample Location # 1	August 2012	Composite	9/7/2012	9/30/2012	10/1/2012	1
Brown University-Remediation Project	Sampling	Sample Location # 1	October 2012	Grab	10/12/2012	11/30/2012	12/3/2012	3
Butler Hospital	Sampling	Sample Location #2	April 2012	Grab	6/4/2012	5/31/2012	6/7/2012	7
Callico Metals, Inc.	Sampling	Sample Location # 1	July 2012	Composite	9/6/2012	8/31/2012	9/17/2012	17
Cal's Corner Restaurant	Sampling	Sample Location # 1	May 2012	Grab	6/8/2012	6/30/2012	7/12/2012	12
Cardi Corporation	Sampling	Sample Location # 1	August 2012	Grab	10/15/2012	9/30/2012	10/15/2012	15
Cardi Corporation	Sampling	Sample Location # 1	November 2012	Grab	1/15/2013	12/31/2012	1/15/2013	15
Cardi Corporation	pH	Sample Location # 4	March 2012	Not Applicable	Not Applicable	4/30/2012	5/31/2012	31
Cardi Corporation	pH	Sample Location # 4	April 2012	Not Applicable	Not Applicable	5/30/2012	5/31/2012	1
Cardi Corporation	pH	Sample Location # 4	August 2012	Not Applicable	Not Applicable	9/30/2012	10/15/2012	15
Cardi Corporation	pH	Sample Location # 4	November 2012	Not Applicable	Not Applicable	12/30/2012	1/15/2013	16
CFN, Inc.	Sampling	Sample Location # 1	January 2012	Grab	3/14/2012	2/29/2012	3/27/2012	27
CGHE Dental, LLC	Sampling	Sample Location # 1	April 2012	Grab	4/25/2012	5/31/2012	6/27/2012	27
CGHE Dental, LLC	Sampling	Sample Location # 2	April 2012	Grab	6/12/2012	5/31/2012	6/13/2012	13
Champagne & Light DMDs	Sampling	Sample Location # 1	October 2012	Grab	10/31/2012	11/30/2012	12/3/2012	3
Christiansen Dairy Co. Inc.	pH	Sample Location # 1	December 2012	Not Applicable	Not Applicable	1/30/2013	2/1/2013	2
Clayton Company & Claverick Realty	pH	Sample Location # 1	January 2012	Not Applicable	Not Applicable	3/1/2012	3/6/2012	5
Clayton Company & Claverick Realty	pH	Sample Location # 1	March 2012	Not Applicable	Not Applicable	4/30/2012	5/4/2012	4
Cogens Printing	Sampling	Sample Location # 1	October 2012	Grab	12/20/2012	11/30/2012	12/20/2012	20
Cogens Printing	Sampling	Sample Location # 2	October 2012	Grab	12/20/2012	11/30/2012	12/20/2012	20
Comfort Dental	Sampling	Sample Location # 1	April 2012	Grab	6/5/2012	5/31/2012	6/5/2012	5
Community College of RI	Sampling	Sample Location #3	January 2012	Grab	3/7/2012	2/29/2012	3/7/2012	7
Community College of RI	Sampling	Sample Location # 1	April 2012	Grab	7/9/2012	5/31/2012	7/9/2012	39
Community College of RI	Sampling	Sample Location #2	April 2012	Grab	4/24/2012	5/31/2012	7/12/2012	42
Cookie Lady & Co.	Sampling	Sample Location # 1	April 2012	Composite	4/9/2012	5/31/2012	6/12/2012	12
Craig Van Dongen, DDS	Sampling	Sample Location # 1	September 2012	Grab	11/8/2012	10/31/2012	11/8/2012	8
D.P.'s Casting Company	Sampling	Sample Location # 1	June 2012	Grab	8/9/2012	7/31/2012	8/14/2012	14
David I. Konicov, D.D.S.	Sampling	Sample Location # 1	March 2012	Grab	5/7/2012	4/30/2012	5/9/2012	9
Denise M. Shapiro, D.D.S., M.A.	Sampling	Sample Location # 1	October 2012	Grab	12/6/2012	11/30/2012	12/28/2012	28
Dent Plus Dental Center	Sampling	Sample Location # 1	April 2012	Grab	4/30/2012	5/31/2012	8/9/2012	70
Department of Administration	Sampling	Sample Location # 1	July 2012	Grab	8/30/2012	8/31/2012	9/7/2012	7
Designs International Inc.	Sampling	Sample Location # 1	July 2012	Grab	7/24/2012	8/31/2012	8/31/2012	0
Detroit Collision Center	Sampling	Sample Location #1	January 2012	Grab	3/2/2012	2/29/2012	3/8/2012	8
DiFruscia Industries, Inc.	pH	Sample Location # 1	February 2012	Not Applicable	Not Applicable	3/30/2012	4/9/2012	10
DiFruscia Industries, Inc.	pH	Sample Location # 1	September 2012	Not Applicable	Not Applicable	10/30/2012	10/31/2012	1
DiFruscia Industries, Inc.	pH	Sample Location # 1	October 2012	Not Applicable	Not Applicable	11/30/2012	12/3/2012	3
DiFruscia Industries, Inc.	pH	Sample Location # 1	December 2012	Not Applicable	Not Applicable	1/30/2013	1/31/2013	1
DiGregorio Inc.	pH	Sample Location # 9	May 2012	Not Applicable	Not Applicable	6/30/2012	7/3/2012	3
DiGregorio Inc.	pH	Sample Location # 9	June 2012	Not Applicable	Not Applicable	7/30/2012	8/6/2012	7

**Field's Point
Late Reports - 2012**

Company	Report Type	Location	Month Satisfied	Sample Type	Sample Date	Due Date	Received Date	Days Late
Drs. Mansolillo Dental	Certification	Dental BMP Certification	April 2012	Not Applicable	6/15/2012	5/31/2012	6/19/2012	19
E&M Enterprises, LTD	Sampling	Sample Location # 2	April 2012	Grab	4/1/2012	5/31/2012	6/4/2012	4
E&M Enterprises, LTD	pH	Sample Location # 1	September 2012	Not Applicable	Not Applicable	10/30/2012	10/31/2012	1
E&M Enterprises, LTD	pH	Sample Location # 1	November 2012	Not Applicable	Not Applicable	12/30/2012	1/8/2013	9
Eagle Laundry Inc.	Sampling	Sample Location # 1	September 2012	Composite	11/13/2012	10/31/2012	11/19/2012	19
East Coast Screen Printing	Sampling	Sample Location # 1	April 2012	Grab	6/19/2012	5/31/2012	6/29/2012	29
East Coast Screen Printing	Sampling	Sample Location # 1	October 2012	Composite	11/27/2012	11/30/2012	12/7/2012	7
East Side Endodontics	Certification	Dental BMP Certification	December 2012	Not Applicable	2/7/2013	1/31/2013	2/7/2013	7
East Side Periodontics, Ltd.	Sampling	Sample Location # 1	April 2012	Grab	6/15/2012	5/31/2012	6/27/2012	27
East Side Periodontics, Ltd.	Sampling	Sample Location # 1	October 2012	Grab	12/12/2012	11/30/2012	12/24/2012	24
Eastern Screw Company	pH	Sample Location # 1	January 2012	Not Applicable	Not Applicable	3/1/2012	3/12/2012	11
Eastern Screw Company	pH	Sample Location # 1	May 2012	Not Applicable	Not Applicable	6/30/2012	7/13/2012	13
Eastern Screw Company	pH	Sample Location # 1	June 2012	Not Applicable	Not Applicable	7/30/2012	8/6/2012	7
Eastern Screw Company	pH	Sample Location # 1	August 2012	Not Applicable	Not Applicable	9/30/2012	10/4/2012	4
Eastern Screw Company	pH	Sample Location # 1	September 2012	Not Applicable	Not Applicable	10/30/2012	11/8/2012	9
Eastern Screw Company	pH	Sample Location # 1	November 2012	Not Applicable	Not Applicable	12/30/2012	1/7/2013	8
Epoch on Blackstone Boulevard, LLC	Sampling	Sample Location # 2	January 2012	Grab	1/9/2012	2/29/2012	3/12/2012	12
Epoch on Blackstone Boulevard, LLC	Sampling	Sample Location # 2	April 2012	Grab	4/25/2012	5/31/2012	6/28/2012	28
Evans Plating Corporation (N.P.)	Sampling	Sample Location # 1	June 2012	Composite	6/28/2012	7/31/2012	7/31/2012	0
Evans Plating Corporation (N.P.)	Sampling	Sample Location # 1	December 2012	Composite	12/27/2012	1/31/2013	1/31/2013	0
Evans Plating Corporation (N.P.)	pH	Sample Location # 1	June 2012	Not Applicable	Not Applicable	7/30/2012	7/31/2012	1
Evans Plating Corporation (N.P.)	pH	Sample Location # 1	September 2012	Not Applicable	Not Applicable	10/30/2012	10/31/2012	1
Evans Plating Corporation (N.P.)	pH	Sample Location # 1	December 2012	Not Applicable	Not Applicable	1/30/2013	1/31/2013	1
F. Saia Restaurants, Inc. LLC	Sampling	Sample Location # 1	July 2012	Grab	8/16/2012	8/31/2012	9/7/2012	7
Fed-Rick Veal Company	Sampling	Sample Location # 1	April 2012	Grab	3/29/2012	5/31/2012	6/27/2012	27
Fed-Rick Veal Company	Sampling	Sample Location # 1	October 2012	Grab	12/20/2012	11/30/2012	1/4/2013	35
Fernando Originals	pH	Sample Location # 1	January 2012	Not Applicable	Not Applicable	3/1/2012	3/7/2012	6
Fernando Originals	pH	Sample Location # 1	February 2012	Not Applicable	Not Applicable	3/30/2012	4/4/2012	5
Fernando Originals	pH	Sample Location # 1	April 2012	Not Applicable	Not Applicable	5/30/2012	6/4/2012	5
Fernando Originals	pH	Sample Location # 1	June 2012	Not Applicable	Not Applicable	7/30/2012	8/1/2012	2
Fernando Originals	pH	Sample Location # 1	August 2012	Not Applicable	Not Applicable	9/30/2012	10/1/2012	1
Fernando Originals	pH	Sample Location # 1	September 2012	Not Applicable	Not Applicable	10/30/2012	11/13/2012	14
Freeman's Acquisition, Inc.	Sampling	Sample Location # 1	July 2012	Grab	8/10/2012	8/31/2012	10/15/2012	45
Galvanique (Johnston)	pH	Sample Location # 1	February 2012	Not Applicable	Not Applicable	3/30/2012	4/6/2012	7
Galvanique (Johnston)	pH	Sample Location # 1	April 2012	Not Applicable	Not Applicable	5/30/2012	6/4/2012	5
Galvanique (Johnston)	pH	Sample Location # 1	June 2012	Not Applicable	Not Applicable	7/30/2012	8/14/2012	15
Galvanique (Johnston)	pH	Sample Location # 1	August 2012	Not Applicable	Not Applicable	9/30/2012	10/5/2012	5
Galvanique (Johnston)	pH	Sample Location # 1	October 2012	Not Applicable	Not Applicable	11/30/2012	12/13/2012	13
Galvanique (Johnston)	pH	Sample Location # 1	December 2012	Not Applicable	Not Applicable	1/30/2013	2/4/2013	5
Gem Ravioli - Retail	Sampling	Sample Location # 1	April 2012	Grab	7/9/2012	5/31/2012	7/9/2012	39

**Field's Point
Late Reports - 2012**

Company	Report Type	Location	Month Satisfied	Sample Type	Sample Date	Due Date	Received Date	Days Late
Genesis Marketing Group	Sampling	Sample Location # 1	March 2012	Grab	5/7/2012	4/30/2012	5/9/2012	9
Genesis Marketing Group	Sampling	Sample Location # 1	September 2012	Grab	11/8/2012	10/31/2012	11/13/2012	13
Golden Crust Pizza	Sampling	Sample Location # 1	October 2012	Grab	12/28/2012	11/30/2012	1/3/2013	34
Gothic Pewter LLC	pH	Sample Location # 1	October 2012	Not Applicable	Not Applicable	11/30/2012	12/11/2012	11
H & M Industries, LLC.	pH	Sample Location # 1	January 2012	Not Applicable	Not Applicable	3/1/2012	3/12/2012	11
H & M Industries, LLC.	pH	Sample Location # 1	March 2012	Not Applicable	Not Applicable	4/30/2012	5/3/2012	3
H & M Industries, LLC.	pH	Sample Location # 1	May 2012	Not Applicable	Not Applicable	6/30/2012	7/6/2012	6
H & M Industries, LLC.	pH	Sample Location # 1	June 2012	Not Applicable	Not Applicable	7/30/2012	8/2/2012	3
H & M Industries, LLC.	pH	Sample Location # 1	July 2012	Not Applicable	Not Applicable	8/30/2012	9/6/2012	7
H & M Industries, LLC.	pH	Sample Location # 1	September 2012	Not Applicable	Not Applicable	10/30/2012	11/1/2012	2
H & M Industries, LLC.	pH	Sample Location # 1	October 2012	Not Applicable	Not Applicable	11/30/2012	12/6/2012	6
H & M Industries, LLC.	pH	Sample Location # 1	December 2012	Not Applicable	Not Applicable	1/30/2013	2/5/2013	6
Herff Jones, Inc.	pH	Sample Location # 1	September 2012	Not Applicable	Not Applicable	10/30/2012	10/31/2012	1
Hurd Auto Mall LLC	Sampling	Sample Location # 1	January 2012	Grab	1/31/2012	2/29/2012	3/7/2012	7
Hurd Auto Mall LLC	Sampling	Sample Location # 1	July 2012	Grab	7/31/2012	8/31/2012	9/12/2012	12
Ideal Plating & Polishing Co., Inc.	Sampling	Sample Location # 1	April 2012	Composite	4/3/2012	5/31/2012	6/5/2012	5
Ideal Plating & Polishing Co., Inc.	pH	Sample Location # 1	November 2012	Not Applicable	Not Applicable	12/30/2012	1/4/2013	5
Imperial Tile & Marble Works Inc.	Sampling	Sample Location # 1	January 2012	Grab	3/7/2012	2/29/2012	3/19/2012	19
Imperial Tile & Marble Works Inc.	Sampling	Sample Location # 1	April 2012	Grab	6/7/2012	5/31/2012	6/22/2012	22
Imperial Tile & Marble Works Inc.	Sampling	Sample Location # 1	July 2012	Grab	9/13/2012	8/31/2012	9/26/2012	26
Imperial Tile & Marble Works Inc.	Sampling	Sample Location # 1	October 2012	Grab	12/10/2012	11/30/2012	12/27/2012	27
International Chromium Plating	pH	Sample Location # 1	September 2012	Not Applicable	Not Applicable	10/30/2012	10/31/2012	1
Jacob Werba	Sampling	Sample Location # 1	April 2012	Grab	4/30/2012	5/31/2012	6/4/2012	4
Jacob Werba	Sampling	Sample Location # 2	April 2012	Grab	7/10/2012	5/31/2012	7/10/2012	40
Jacob Werba	Sampling	Sample Location # 1	October 2012	Grab	12/11/2012	11/30/2012	12/11/2012	11
JB Foley Printing Co., Inc	Sampling	Sample Location # 1	April 2012	Grab	1/14/2013	5/31/2012	1/24/2013	238
JB Foley Printing Co., Inc	Sampling	Sample Location # 1	October 2012	Grab	1/14/2013	11/30/2012	1/24/2013	55
JC Gorham	pH	Sample Location # 1	August 2012	Not Applicable	Not Applicable	9/30/2012	10/15/2012	15
John Rocchio Corp.	Sampling	Sample Location # 1	March 2012	Grab	5/2/2012	4/30/2012	5/2/2012	2
John Rocchio Corp.	Sampling	Sample Location #19	May 2012	Grab	5/24/2012	6/30/2012	7/19/2012	19
John Rocchio Corp.	Sampling	Sample Location # 1	September 2012	Grab	11/5/2012	10/31/2012	11/5/2012	5
John Rocchio Corp.	Sampling	Sample Location #19	September 2012	Grab	11/5/2012	10/31/2012	11/5/2012	5
John T. A. Romano DDS	Sampling	Sample Location # 1	September 2012	Grab	11/13/2012	10/31/2012	11/13/2012	13
Joseph A. Izzi, M.D., Inc.	Sampling	Sample Location # 1	April 2012	Grab	5/16/2012	5/31/2012	6/6/2012	6
Joseph A. Izzi, M.D., Inc.	Sampling	Sample Location # 1	October 2012	Grab	10/23/2012	11/30/2012	12/14/2012	14
JRB Associates Inc.	pH	Sample Location # 1	August 2012	Not Applicable	Not Applicable	9/30/2012	10/5/2012	5
KB Surfaces	Sampling	Sample Location # 1	June 2012	Grab	8/6/2012	7/31/2012	8/6/2012	6
Kelly's Car Wash	Sampling	Sample Location # 1	August 2012	Grab	10/8/2012	9/30/2012	11/14/2012	45
Kelly's Car Wash	Sampling	Sample Location # 1	August 2012	Grab	11/30/2012	9/30/2012	12/26/2012	87
Kelly's Car Wash	Sampling	Sample Location # 1	August 2012	Grab	12/7/2012	9/30/2012	1/4/2013	96

**Field's Point
Late Reports - 2012**

Company	Report Type	Location	Month Satisfied	Sample Type	Sample Date	Due Date	Received Date	Days Late
Kelly's Car Wash	Sampling	Sample Location # 1	August 2012	Grab	12/12/2012	9/30/2012	1/7/2013	99
Kelly's Car Wash	Sampling	Sample Location # 1	August 2012	Grab	12/21/2012	9/30/2012	1/7/2013	99
Kirks Folly	Sampling	Sample Location # 1	January 2012	Grab	1/30/2012	2/29/2012	3/5/2012	5
Kirks Folly	Sampling	Sample Location # 1	March 2012	Grab	3/15/2012	4/30/2012	5/4/2012	4
Kirks Folly	Sampling	Sample Location # 1	May 2012	Grab	7/10/2012	6/30/2012	7/10/2012	10
Kirks Folly	Sampling	Sample Location # 1	July 2012	Grab	9/10/2012	8/31/2012	9/10/2012	10
Kirks Folly	pH	Sample Location # 1	January 2012	Not Applicable	Not Applicable	3/1/2012	3/5/2012	4
Kirks Folly	pH	Sample Location # 1	March 2012	Not Applicable	Not Applicable	4/30/2012	5/4/2012	4
Kirks Folly	pH	Sample Location # 1	May 2012	Not Applicable	Not Applicable	6/30/2012	7/10/2012	10
Kirks Folly	pH	Sample Location # 1	July 2012	Not Applicable	Not Applicable	8/30/2012	9/10/2012	11
Lawrence Page, DMD, Inc.	Certification	Dental BMP Certification	April 2012	Not Applicable	6/13/2012	5/31/2012	6/15/2012	15
Lee's Manufacturing	Sampling	Sample Location # 1	October 2012	Composite	11/21/2012	11/30/2012	12/10/2012	10
Lee's Manufacturing	Certification	Zero Discharge Certification	June 2012	Not Applicable	Not Applicable	7/30/2012	8/2/2012	3
Lee's Manufacturing	Certification	Zero Discharge Certification	July 2012	Not Applicable	Not Applicable	8/30/2012	9/6/2012	7
Lee's Manufacturing	Certification	Zero Discharge Certification	September 2012	Not Applicable	Not Applicable	10/30/2012	11/7/2012	8
Lee's Manufacturing	Certification	Zero Discharge Certification	October 2012	Not Applicable	Not Applicable	11/30/2012	12/19/2012	19
Lee's Manufacturing	Certification	Zero Discharge Certification	November 2012	Not Applicable	Not Applicable	12/30/2012	1/3/2013	4
L'Image, Inc.	Sampling	Sample Location # 1	December 2012	Grab	2/7/2013	1/31/2013	2/7/2013	7
Los Andes Restaurant	Sampling	Sample Location # 1	January 2012	Grab	1/31/2012	2/29/2012	3/27/2012	27
Lynn's Dolce E Pane	Sampling	Sample Location # 1	February 2012	Grab	4/8/2012	3/31/2012	5/11/2012	41
Lynn's Dolce E Pane	Sampling	Sample Location # 1	August 2012	Grab	7/30/2012	9/30/2012	1/24/2013	116
Mainelli Tool & Die, Inc.	Certification	Zero Discharge Certification	December 2012	Not Applicable	12/31/2012	1/31/2013	2/7/2013	7
Mark Precision, Inc.	Sampling	Sample Location # 1	June 2012	Grab	8/10/2012	7/31/2012	8/30/2012	30
Markos Automotive	Sampling	Sample Location # 1	January 2012	Grab	3/14/2012	2/29/2012	4/3/2012	34
Markos Automotive	Sampling	Sample Location # 1	July 2012	Grab	9/26/2012	8/31/2012	10/5/2012	35
Mekong Market	Sampling	Sample Location # 1	January 2012	Grab	1/24/2012	2/29/2012	3/8/2012	8
Mi Quisqueya Meat Market	Sampling	Sample Location # 1	May 2012	Grab	8/15/2012	6/30/2012	10/15/2012	107
Michael A. Barry, DMD, Inc.	Sampling	Sample Location # 1	April 2012	Grab	6/11/2012	5/31/2012	6/11/2012	11
Monarch Metal Finishing, Inc.	Sampling	Sample Location # 1	April 2012	Composite	4/12/2012	5/31/2012	6/4/2012	4
Monarch Metal Finishing, Inc.	Sampling	Sample Location # 1	July 2012	Composite	7/23/2012	8/31/2012	9/25/2012	25
Monarch Metal Finishing, Inc.	Sampling	Sample Location # 2	July 2012	Composite	9/11/2012	8/31/2012	9/21/2012	21
Monarch Metal Finishing, Inc.	pH	Sample Location # 1	April 2012	Not Applicable	Not Applicable	5/30/2012	6/4/2012	5
Moody Machine Products, Inc.	Sampling	Sample Location # 1	April 2012	Composite	4/30/2012	5/31/2012	5/31/2012	0
Morgan Health Center	Sampling	Sample Location # 1	October 2012	Grab	10/2/2012	11/30/2012	12/12/2012	12
Morvillo & Sons, Inc	pH	Sample Location # 1	May 2012	Not Applicable	Not Applicable	6/30/2012	7/26/2012	26
Morvillo & Sons, Inc	pH	Sample Location # 1	June 2012	Not Applicable	Not Applicable	7/30/2012	8/3/2012	4
Morvillo & Sons, Inc	pH	Sample Location # 1	July 2012	Not Applicable	Not Applicable	8/30/2012	9/21/2012	22
Morvillo & Sons, Inc	pH	Sample Location # 1	October 2012	Not Applicable	Not Applicable	11/30/2012	12/4/2012	4
Morvillo & Sons, Inc	pH	Sample Location # 1	November 2012	Not Applicable	Not Applicable	12/30/2012	1/8/2013	9
Moses Brown School	Sampling	Sample Location # 3	October 2012	Grab	10/19/2012	11/30/2012	12/10/2012	10

**Field's Point
Late Reports - 2012**

Company	Report Type	Location	Month Satisfied	Sample Type	Sample Date	Due Date	Received Date	Days Late
Moses Brown School	Sampling	Sample location #1	October 2012	Grab	10/19/2012	11/30/2012	12/10/2012	10
Moses Brown School	Sampling	Sample Location #2	October 2012	Grab	10/19/2012	11/30/2012	12/10/2012	10
Mutual Metals/Mutual Cornell	pH	Sample Location # 1	January 2012	Not Applicable	Not Applicable	3/1/2012	3/14/2012	13
Mutual Metals/Mutual Cornell	pH	Sample Location # 1	April 2012	Not Applicable	Not Applicable	5/30/2012	6/25/2012	26
Mutual Metals/Mutual Cornell	pH	Sample Location # 1	August 2012	Not Applicable	Not Applicable	9/30/2012	10/23/2012	23
Mutual Metals/Mutual Cornell	pH	Sample Location # 1	November 2012	Not Applicable	Not Applicable	12/30/2012	1/4/2013	5
NNC of Rhode Island, Inc.	Sampling	Sample Location # 1	July 2012	Grab	7/30/2012	8/31/2012	9/7/2012	7
North Main Street Auto Wash	Sampling	Sample Location # 1	November 2012	Grab	1/2/2013	12/31/2012	1/11/2013	11
North Providence Dental Associates	Certification	Dental BMP Certification	June 2012	Not Applicable	8/2/2012	7/31/2012	8/2/2012	2
Northland Environmental LLC	pH	Sample Location # 1	March 2012	Not Applicable	Not Applicable	4/30/2012	5/11/2012	11
Nueva San Salvador Bakery, Inc.	Sampling	Sample Location # 1	January 2012	Grab	4/9/2012	2/29/2012	4/20/2012	51
Nueva San Salvador Bakery, Inc.	Sampling	Sample Location # 1	July 2012	Grab	10/10/2012	8/31/2012	11/1/2012	62
Olga Frey, D.M.D.	Certification	Dental BMP Certification	April 2012	Not Applicable	6/25/2012	5/31/2012	6/25/2012	25
Pacific Seafood Market	Sampling	Sample Location # 1	October 2012	Grab	10/16/2012	11/30/2012	12/6/2012	6
Panaderia El Paisano	Sampling	Sample Location # 2	April 2012	Grab	8/6/2012	5/31/2012	9/24/2012	116
Panaderia El Paisano	Sampling	Sample Location # 1	July 2012	Grab	8/7/2012	8/31/2012	9/24/2012	24
Paolucci Family Dentist	Sampling	Sample Location # 1	October 2012	Grab	12/11/2012	11/30/2012	12/13/2012	13
Pediatric Dentistry	Sampling	Sample Location # 2	April 2012	Grab	6/14/2012	5/31/2012	6/15/2012	15
Perel & Bilder, Inc.	Certification	Dental BMP Certification	November 2012	Not Applicable	11/1/2012	12/31/2012	1/8/2013	8
Pescatore's Seafood, Inc.	Sampling	Sample Location # 1	April 2012	Grab	6/12/2012	5/31/2012	6/22/2012	22
Pescatore's Seafood, Inc.	Sampling	Sample Location # 1	October 2012	Grab	12/19/2012	11/30/2012	1/7/2013	38
Philip Barr, DDS	Sampling	Sample Location # 1	April 2012	Grab	6/12/2012	5/31/2012	7/3/2012	33
Philip Barr, DDS	Sampling	Sample Location # 1	October 2012	Grab	12/3/2012	11/30/2012	1/8/2013	39
Precision Industries, Inc.	pH	Sample Location # 1	January 2012	Not Applicable	Not Applicable	3/1/2012	3/15/2012	14
Precision Industries, Inc.	pH	Sample Location # 1	February 2012	Not Applicable	Not Applicable	3/30/2012	4/16/2012	17
Precision Industries, Inc.	pH	Sample Location # 1	March 2012	Not Applicable	Not Applicable	4/30/2012	5/29/2012	29
Precision Industries, Inc.	pH	Sample Location # 1	April 2012	Not Applicable	Not Applicable	5/30/2012	6/20/2012	21
Precision Industries, Inc.	pH	Sample Location # 1	May 2012	Not Applicable	Not Applicable	6/30/2012	7/16/2012	16
Precision Industries, Inc.	pH	Sample Location # 1	June 2012	Not Applicable	Not Applicable	7/30/2012	8/21/2012	22
Precision Industries, Inc.	pH	Sample Location # 1	July 2012	Not Applicable	Not Applicable	8/30/2012	9/20/2012	21
Precision Industries, Inc.	pH	Sample Location # 1	August 2012	Not Applicable	Not Applicable	9/30/2012	10/15/2012	15
Precision Industries, Inc.	pH	Sample Location # 1	September 2012	Not Applicable	Not Applicable	10/30/2012	11/15/2012	16
Precision Industries, Inc.	pH	Sample Location # 1	October 2012	Not Applicable	Not Applicable	11/30/2012	12/20/2012	20
Precision Industries, Inc.	pH	Sample Location # 1	November 2012	Not Applicable	Not Applicable	12/30/2012	1/17/2013	18
Providence College-Power Plant	Sampling	Sample Location # 5	January 2012	Grab	3/6/2012	2/29/2012	3/19/2012	19
Providence College-Power Plant	Sampling	Sample Location # 1	July 2012	Grab	7/31/2012	8/31/2012	9/24/2012	24
Providence College-Power Plant	Sampling	Sample Location # 2	July 2012	Grab	7/31/2012	8/31/2012	9/24/2012	24
Providence Electroplating Works	pH	Sample Location # 1	January 2012	Not Applicable	Not Applicable	3/1/2012	3/9/2012	8
Providence Electroplating Works	pH	Sample Location # 1	June 2012	Not Applicable	Not Applicable	7/30/2012	8/21/2012	22
Providence Electroplating Works	pH	Sample Location # 1	September 2012	Not Applicable	Not Applicable	10/30/2012	11/9/2012	10

**Field's Point
Late Reports - 2012**

Company	Report Type	Location	Month Satisfied	Sample Type	Sample Date	Due Date	Received Date	Days Late
Providence Electroplating Works	pH	Sample Location # 1	December 2012	Not Applicable	Not Applicable	1/30/2013	2/8/2013	9
Providence Specialty Products	pH	Sample Location # 1	June 2012	Not Applicable	Not Applicable	7/30/2012	7/31/2012	1
Providence Specialty Products	pH	Sample Location # 2	June 2012	Not Applicable	Not Applicable	7/30/2012	7/31/2012	1
Quality Beef Co., Inc.	Sampling	Sample Location # 1	June 2012	Grab	8/3/2012	7/31/2012	8/21/2012	21
Quality Beef Co., Inc.	Sampling	Sample Location # 2	June 2012	Grab	8/3/2012	7/31/2012	8/21/2012	21
Quality Seafood, Inc.	Sampling	Sample Location # 1	August 2012	Grab	10/19/2012	9/30/2012	10/19/2012	19
Quality Spraying Technologies	pH	Sample Location # 1	March 2012	Not Applicable	Not Applicable	4/30/2012	5/30/2012	30
R. E. Sturdy Company, Inc.	Sampling	Sample Location # 1	April 2012	Composite	5/29/2012	5/31/2012	6/14/2012	14
R. E. Sturdy Company, Inc.	pH	Sample Location # 1	May 2012	Not Applicable	Not Applicable	6/30/2012	7/18/2012	18
R. E. Sturdy Company, Inc.	pH	Sample Location # 1	July 2012	Not Applicable	Not Applicable	8/30/2012	9/10/2012	11
R. E. Sturdy Company, Inc.	pH	Sample Location # 1	September 2012	Not Applicable	Not Applicable	10/30/2012	10/31/2012	1
R. E. Sturdy Company, Inc.	pH	Sample Location # 1	November 2012	Not Applicable	Not Applicable	12/30/2012	1/9/2013	10
R.I. Beef & Veal, Incorporated	Sampling	Sample Location # 1	January 2012	Grab	1/26/2012	2/29/2012	3/27/2012	27
R.I. Beef & Veal, Incorporated	Sampling	Sample Location # 1	July 2012	Composite	8/30/2012	8/31/2012	9/21/2012	21
R.I. Hospital - Hasbro Childrens	Sampling	Sample Location # 1	July 2012	Grab	7/26/2012	8/31/2012	9/17/2012	17
R.I.P.T.A. - Chaffee Building	Sampling	Sample Location # 1	April 2012	Grab	4/30/2012	5/31/2012	6/18/2012	18
R.I.P.T.A. - Chaffee Building	Sampling	Sample Location # 1	July 2012	Grab	7/16/2012	8/31/2012	8/31/2012	0
R.I.P.T.A. - Para-Transit Facility	Sampling	Sample Location # 1	April 2012	Grab	4/30/2012	5/31/2012	6/18/2012	18
R.I.P.T.A. - Para-Transit Facility	Sampling	Sample Location # 1	July 2012	Grab	7/16/2012	8/31/2012	8/31/2012	0
R.I.P.T.A.-New Bus Facility	Sampling	Sample Location # 1	April 2012	Grab	4/30/2012	5/31/2012	6/18/2012	18
R.I.P.T.A.-New Bus Facility	Sampling	Sample Location # 2	April 2012	Grab	4/30/2012	5/31/2012	6/18/2012	18
R.I.P.T.A.-New Bus Facility	Sampling	Sample Location # 1	July 2012	Grab	7/16/2012	8/31/2012	8/31/2012	0
Regency Plaza Nominee Trust (1)	Sampling	Sample Location # 1	October 2012	Grab	11/8/2012	11/30/2012	12/7/2012	7
Regency Plaza Nominee Trust (2)	Sampling	Sample Location # 1	October 2012	Grab	11/8/2012	11/30/2012	12/7/2012	7
Regency Plaza Nominee Trust (3)	Sampling	Sample Location # 1	October 2012	Grab	11/5/2012	11/30/2012	12/7/2012	7
Regency Plaza Nominee Trust (3)	Sampling	Sample Location # 1	October 2012	Grab	11/8/2012	11/30/2012	12/7/2012	7
Rhode Island Chemical Corporation	Certification	Zero Discharge Certification	May 2012	Not Applicable	Not Applicable	6/30/2012	7/5/2012	5
Rhode Island Chemical Corporation	Certification	Zero Discharge Certification	June 2012	Not Applicable	Not Applicable	7/30/2012	8/3/2012	4
Rhode Island Chemical Corporation	Certification	Zero Discharge Certification	November 2012	Not Applicable	Not Applicable	12/30/2012	1/15/2013	16
Rhode Island College - Connection 2	Sampling	Sample Location # 5	February 2012	Grab	4/4/2012	3/31/2012	4/5/2012	5
Rhode Island College - Connection 2	Sampling	Sample Location # 1	April 2012	Grab	6/18/2012	5/31/2012	6/20/2012	20
Rhode Island College - Connection 2	Sampling	Sample Location # 5	June 2012	Grab	8/23/2012	7/31/2012	8/23/2012	23
Rhode Island College - Connection 2	Sampling	Sample Location # 5	August 2012	Grab	10/12/2012	9/30/2012	10/24/2012	24
Rhode Island College - Connection 2	Sampling	Sample Location # 1	October 2012	Grab	11/29/2012	11/30/2012	12/3/2012	3
Rhode Island College - Connection 2	Sampling	Sample Location # 5	October 2012	Grab	12/3/2012	11/30/2012	12/3/2012	3
Rhode Island College - Connection 3	Sampling	Sample Location # 1	April 2012	Grab	6/26/2012	5/31/2012	7/2/2012	32
Rhode Island Provision Company	Sampling	Sample Location # 1	February 2012	Grab	3/14/2012	3/31/2012	4/2/2012	2
Rhode Island Provision Company	Sampling	Sample Location # 1	August 2012	Grab	9/21/2012	9/30/2012	10/1/2012	1
Robert L. Serinsky, DMD	Sampling	Sample Location # 3	September 2012	Grab	11/8/2012	10/31/2012	11/8/2012	8
Ron's Pastry Gourmet	Sampling	Sample Location # 1	April 2012	Grab	6/22/2012	5/31/2012	7/2/2012	32

**Field's Point
Late Reports - 2012**

Company	Report Type	Location	Month Satisfied	Sample Type	Sample Date	Due Date	Received Date	Days Late
Ron's Pastry Gourmet	Sampling	Sample Location # 1	October 2012	Grab	1/4/2013	11/30/2012	1/23/2013	54
Rosa Mia Pizza and More	Sampling	Sample Location # 1	February 2012	Grab	5/29/2012	3/31/2012	6/14/2012	75
Rossi's Cold Cuts & Deli	Sampling	Sample Location # 1	March 2012	Grab	5/8/2012	4/30/2012	5/21/2012	21
Rossi's Cold Cuts & Deli	Sampling	Sample Location # 1	September 2012	Grab	11/13/2012	10/31/2012	12/3/2012	33
RP Iannuccillo & Sons Const. Co., Inc.	pH	Sample Location # 1	June 2012	Not Applicable	Not Applicable	7/30/2012	8/8/2012	9
RVS Mfg. Co.	pH	Sample Location # 1	January 2012	Not Applicable	Not Applicable	3/1/2012	3/8/2012	7
RVS Mfg. Co.	pH	Sample Location # 1	February 2012	Not Applicable	Not Applicable	3/30/2012	4/2/2012	3
RVS Mfg. Co.	pH	Sample Location # 1	May 2012	Not Applicable	Not Applicable	6/30/2012	7/16/2012	16
RVS Mfg. Co.	pH	Sample Location # 1	July 2012	Not Applicable	Not Applicable	8/30/2012	9/11/2012	12
RVS Mfg. Co.	pH	Sample Location # 1	September 2012	Not Applicable	Not Applicable	10/30/2012	11/8/2012	9
RVS Mfg. Co.	pH	Sample Location # 1	October 2012	Not Applicable	Not Applicable	11/30/2012	12/14/2012	14
S.B. Winsor Dairy	Sampling	Sample Location # 1	April 2012	Grab	6/20/2012	5/31/2012	7/6/2012	36
Scialo Bakery	Sampling	Sample Location # 1	February 2012	Grab	3/30/2012	3/31/2012	4/19/2012	19
Scialo Bakery	Sampling	Sample Location # 1	February 2012	Grab	4/26/2012	3/31/2012	5/21/2012	51
Scialo Bakery	Sampling	Sample Location # 1	August 2012	Grab	10/16/2012	9/30/2012	11/8/2012	39
Shank/Balfour Beatty	pH	Sample Location # 1	June 2012	Not Applicable	Not Applicable	7/30/2012	8/7/2012	8
Shaw's Supermarket Store #194	Sampling	Sample Location # 1	June 2012	Grab	8/15/2012	7/31/2012	8/28/2012	28
Shaw's Supermarket Store #194	Sampling	Sample Location #2	June 2012	Grab	8/8/2012	7/31/2012	8/10/2012	10
Shaw's Supermarket Store #194	Sampling	Sample Location # 1	September 2012	Grab	9/7/2012	10/31/2012	11/1/2012	1
Shaw's Supermarket Store #194	Sampling	Sample Location # 1	December 2012	Grab	12/21/2012	1/31/2013	1/31/2013	0
St. Joseph Hospital (Providence)	Sampling	Sample Location # 3	October 2012	Grab	10/1/2012	11/30/2012	12/21/2012	21
St. Josephs Pediatric Dental Association	Sampling	Sample Location # 1	October 2012	Grab	1/4/2013	11/30/2012	1/7/2013	38
Steakout Pizza	Sampling	Sample Location # 1	June 2012	Grab	7/13/2012	7/31/2012	7/31/2012	0
Steakout Pizza	Sampling	Sample Location # 1	December 2012	Grab	1/7/2013	1/31/2013	2/7/2013	7
Steven A. Sack, D.M.D	Sampling	Sample Location # 1	April 2012	Grab	5/17/2012	5/31/2012	6/1/2012	1
Surface Coatings Division, MFB LLC	Sampling	Sample Location # 2	October 2012	Grab	12/4/2012	11/30/2012	12/12/2012	12
Swan Point Cemetery	Sampling	Sample Location # 1	July 2012	Grab	8/17/2012	8/31/2012	9/10/2012	10
SWG Promotions, LLC	Sampling	Sample Location # 1	October 2012	Grab	12/7/2012	11/30/2012	1/3/2013	34
The Abbey	Sampling	Sample Location # 1	May 2012	Grab	7/16/2012	6/30/2012	7/31/2012	31
The Celtic Lounge	Sampling	Sample Location # 1	January 2012	Grab	11/28/2012	2/29/2012	1/17/2013	323
The Celtic Lounge	Sampling	Sample Location # 1	July 2012	Grab	11/29/2012	8/31/2012	1/17/2013	139
The Foundry Associates	Sampling	Sample Location # 1	April 2012	Grab	5/23/2012	5/31/2012	6/5/2012	5
The Westin Providence	Sampling	Sample Location # 1	April 2012	Grab	6/26/2012	5/31/2012	7/9/2012	39
The Westin Providence	Sampling	Sample Location # 1	October 2012	Grab	10/25/2012	11/30/2012	12/12/2012	12
Times 2 Academy	Sampling	Sample Location # 1	April 2012	Grab	7/18/2012	5/31/2012	8/2/2012	63
Times 2 Academy	Sampling	Sample Location # 1	October 2012	Grab	1/15/2013	11/30/2012	1/24/2013	55
TIPC Cupcakes, LLC	Sampling	Sample Location # 1	January 2012	Grab	1/17/2012	2/29/2012	3/5/2012	5
TIPC Cupcakes, LLC	Sampling	Sample Location # 1	July 2012	Grab	9/10/2012	8/31/2012	9/10/2012	10
Tower Manufacturing Corp.	pH	Sample Location # 1	April 2012	Not Applicable	Not Applicable	5/30/2012	5/31/2012	1
Tower Manufacturing Corp.	pH	Sample Location # 1	May 2012	Not Applicable	Not Applicable	6/30/2012	7/2/2012	2

**Field's Point
Late Reports - 2012**

Company	Report Type	Location	Month Satisfied	Sample Type	Sample Date	Due Date	Received Date	Days Late
Tower Manufacturing Corp.	pH	Sample Location # 1	June 2012	Not Applicable	Not Applicable	7/30/2012	8/2/2012	3
Tower Manufacturing Corp.	pH	Sample Location # 1	September 2012	Not Applicable	Not Applicable	10/30/2012	10/31/2012	1
Tower Manufacturing Corp.	pH	Sample Location # 1	November 2012	Not Applicable	Not Applicable	12/30/2012	12/31/2012	1
Tower Manufacturing Corp.	pH	Sample Location # 1	December 2012	Not Applicable	Not Applicable	1/30/2013	1/31/2013	1
Travelers Auto Body, Inc.	Sampling	Sample Location # 1	April 2012	Grab	6/12/2012	5/31/2012	6/19/2012	19
Travelers Auto Body, Inc.	Sampling	Sample Location # 1	October 2012	Grab	6/12/2012	11/30/2012	12/20/2012	20
Uncas Manufacturing Company	Sampling	Sample Location # 1	June 2012	Composite	6/26/2012	7/31/2012	8/21/2012	21
Uncas Manufacturing Company	Sampling	Sample Location # 4	June 2012	Grab	6/26/2012	7/31/2012	8/21/2012	21
Uncas Manufacturing Company	Sampling	Sample Location # 5	June 2012	Composite	6/26/2012	7/31/2012	8/21/2012	21
Uncas Manufacturing Company	pH	Sample Location # 1	June 2012	Not Applicable	Not Applicable	7/30/2012	8/21/2012	22
Unique Plating Company	pH	Sample Location # 1	July 2012	Not Applicable	Not Applicable	8/30/2012	9/10/2012	11
Universal Ambulance Service	Sampling	Sample Location # 1	January 2012	Grab	1/31/2012	2/29/2012	3/9/2012	9
Universal Ambulance Service	Sampling	Sample Location # 1	July 2012	Grab	9/26/2012	8/31/2012	10/12/2012	42
Universal Plating Company, Inc.	Sampling	Sample Location # 1	February 2012	Composite	2/9/2012	3/31/2012	4/27/2012	27
Universal Plating Company, Inc.	Sampling	Sample Location # 1	April 2012	Composite	4/17/2012	5/31/2012	6/25/2012	25
Universal Plating Company, Inc.	Sampling	Sample Location # 1	June 2012	Composite	6/14/2012	7/31/2012	8/27/2012	27
Universal Plating Company, Inc.	Sampling	Sample Location # 1	August 2012	Composite	8/14/2012	9/30/2012	10/26/2012	26
Universal Plating Company, Inc.	Sampling	Sample Location # 1	October 2012	Composite	10/15/2012	11/30/2012	12/21/2012	21
Universal Plating Company, Inc.	pH	Sample Location # 1	January 2012	Not Applicable	Not Applicable	3/1/2012	3/30/2012	29
Universal Plating Company, Inc.	pH	Sample Location # 1	February 2012	Not Applicable	Not Applicable	3/30/2012	4/11/2012	12
Universal Plating Company, Inc.	pH	Sample Location # 1	March 2012	Not Applicable	Not Applicable	4/30/2012	5/25/2012	25
Universal Plating Company, Inc.	pH	Sample Location # 1	April 2012	Not Applicable	Not Applicable	5/30/2012	6/25/2012	26
Universal Plating Company, Inc.	pH	Sample Location # 1	May 2012	Not Applicable	Not Applicable	6/30/2012	7/24/2012	24
Universal Plating Company, Inc.	pH	Sample Location # 1	June 2012	Not Applicable	Not Applicable	7/30/2012	8/27/2012	28
Universal Plating Company, Inc.	pH	Sample Location # 1	July 2012	Not Applicable	Not Applicable	8/30/2012	9/26/2012	27
Universal Plating Company, Inc.	pH	Sample Location # 1	August 2012	Not Applicable	Not Applicable	9/30/2012	10/25/2012	25
Universal Plating Company, Inc.	pH	Sample Location # 1	September 2012	Not Applicable	Not Applicable	10/30/2012	11/26/2012	27
Universal Plating Company, Inc.	pH	Sample Location # 1	October 2012	Not Applicable	Not Applicable	11/30/2012	12/21/2012	21
Universal Plating Company, Inc.	pH	Sample Location # 1	November 2012	Not Applicable	Not Applicable	12/30/2012	1/23/2013	24
Universal Shaped Wire	pH	Sample Location # 1	January 2012	Not Applicable	Not Applicable	3/1/2012	3/7/2012	6
Universal Shaped Wire	pH	Sample Location # 1	March 2012	Not Applicable	Not Applicable	4/30/2012	5/8/2012	8
Universal Shaped Wire	pH	Sample Location # 1	May 2012	Not Applicable	Not Applicable	6/30/2012	7/10/2012	10
Universal Shaped Wire	pH	Sample Location # 1	July 2012	Not Applicable	Not Applicable	8/30/2012	9/20/2012	21
Venda Ravioli - Royal Little Drive	Sampling	Sample Location # 1	April 2012	Grab	4/3/2012	5/31/2012	6/7/2012	7
V-Mart	Sampling	Sample Location # 1	April 2012	Grab	12/20/2012	5/31/2012	12/20/2012	203
V-Mart	Sampling	Sample Location # 1	October 2012	Grab	10/26/2012	11/30/2012	12/20/2012	20
Walsh's Auto Body and Sales, Inc.	Sampling	Sample Location # 1	July 2012	Grab	8/20/2012	8/31/2012	10/10/2012	40
Warren Jagger Photography, Inc.	Sampling	Sample Location # 1	January 2012	Grab	5/8/2012	2/29/2012	5/8/2012	69
Warren Jagger Photography, Inc.	Sampling	Sample Location # 1	July 2012	Grab	12/3/2012	8/31/2012	12/3/2012	94
Whole Foods Market Group, Inc.	Sampling	Sample Location # 1	April 2012	Grab	8/8/2012	5/31/2012	9/28/2012	120

**Field's Point
Late Reports - 2012**

Company	Report Type	Location	Month Satisfied	Sample Type	Sample Date	Due Date	Recieved Date	Days Late
Whole Foods Market Group, Inc.	Sampling	Sample Location # 1	April 2012	Grab	8/15/2012	5/31/2012	9/28/2012	120
Whole Foods Market Group, Inc.	Sampling	Sample Location # 1	April 2012	Grab	8/22/2012	5/31/2012	9/28/2012	120
Whole Foods Market Group, Inc.	Sampling	Sample Location # 1	April 2012	Grab	8/29/2012	5/31/2012	9/28/2012	120
Whole Foods Market, Inc.	Sampling	Sample Location # 1	July 2012	Grab	7/25/2012	8/31/2012	9/5/2012	5
Whole Foods Market, Inc.	Sampling	Sample Location # 1	July 2012	Grab	9/21/2012	8/31/2012	11/1/2012	62
Whole Foods Market, Inc.	Sampling	Sample Location # 1	July 2012	Grab	9/28/2012	8/31/2012	11/1/2012	62
Whole Foods Market, Inc.	Sampling	Sample Location # 1	July 2012	Grab	10/17/2012	8/31/2012	12/3/2012	94
Whole Foods Market, Inc.	Sampling	Sample Location # 1	July 2012	Grab	11/9/2012	8/31/2012	1/3/2013	125
Whole Foods Market, Inc.	Sampling	Sample Location # 1	July 2012	Grab	11/11/2012	8/31/2012	1/3/2013	125
Whole Foods Market, Inc.	Sampling	Sample Location # 1	July 2012	Grab	11/21/2012	8/31/2012	12/3/2012	94
Whole Foods Market, Inc.	Sampling	Sample Location # 1	July 2012	Grab	12/16/2012	8/31/2012	12/3/2012	94
Yang's Restaurant	Sampling	Sample Location # 1	April 2012	Grab	6/28/2012	5/31/2012	7/26/2012	56

USER REQUIREMENTS

FIELD'S POINT

**Field's Point
User Requirements - 2012**

Company	Submittal	Issue Date	Due Date	Received Date	Days Late
1302 Marketplace	Analytical Results for _____	1/12/2012	2/29/2012	2/9/2012	0
144 Benefit Street Associates	Permit Application	8/31/2012	9/28/2012	9/21/2012	0
244 Wickenden, Inc.	Install Pretreatment System	2/15/2012	5/30/2012		260
7-Eleven (Johnston)	Sign & Return Report	3/27/2012	4/10/2012	4/9/2012	0
7-Eleven Inc. (Atwells)	Permit Application	12/4/2012	1/25/2013	2/6/2013	12
A & F Plating Company	Other	8/27/2012	9/15/2012	9/24/2012	9
A. Harrison & Company, Inc.	Chain of Custody Documentation	3/14/2012	3/28/2012	3/15/2012	0
A. Harrison & Company, Inc.	Permit Application	12/4/2012	1/1/2013	1/2/2013	1
A.A. Mariani Funeral/Carriage	Permit Application	1/13/2012	3/15/2012	3/1/2012	0
Ada's Creations, Inc.	Permit Application	4/24/2012	5/22/2012	6/8/2012	17
Admiral Donuts, Inc.	Permit Application	4/6/2012	5/7/2012	5/8/2012	1
Admiral Packaging	Permit Application	2/3/2012	3/15/2012	2/23/2012	0
AG&G Incorporated	Toxic Organic/Solvent Mgt Plan	5/16/2012	6/15/2012	5/24/2012	0
Alviti Link-All, Inc.	Signed Permit	6/1/2012	7/1/2012	6/26/2012	0
Amerada Hess	Permit Application	10/9/2012	11/7/2012	10/25/2012	0
Andrade Cranston Donuts	Permit Application	11/16/2012	12/17/2012	11/28/2012	0
Annex Plating	Signed Permit	6/26/2012	7/26/2012	7/10/2012	0
Antonelli Poultry	Permit Application	3/2/2012	3/30/2012	3/19/2012	0
Apex Plating Company, Inc.	Permit Application	5/4/2012	6/1/2012	7/25/2012	54
Apex Plating Company, Inc.	Signed Permit	11/26/2012	12/23/2012	1/16/2013	24
Armbrust International, Ltd.	Resampling Results for _____	10/11/2012	11/29/2012	11/13/2012	0
Armstrong/Gladding. American Post. #69	Permit Application	7/13/2012	8/31/2012	8/15/2012	0
Aro-Sac, Inc.	Permit Application	10/5/2012	11/2/2012	10/29/2012	0
AS220	Permit Application	11/2/2012	11/30/2012	11/20/2012	0
Asian Star Market, Inc.	Permit Application	4/6/2012	5/7/2012	4/19/2012	0
Atamian Manufacturing Corp.	Permit Application	9/7/2012	10/8/2012	9/14/2012	0
Atwood Laundromat	Permit Application	4/13/2012	5/11/2012	5/7/2012	0
Aznet LLC	Permit Application	11/16/2012	12/28/2012	12/27/2012	0
B. Deltoro & Sons, Inc.	Permit Application	1/20/2012	2/17/2012	2/7/2012	0
Bank of America - Dupont Drive	Repair Grease Trap	4/27/2012	5/25/2012	6/29/2012	35
Bank of America Building (Westminster)	Permit Application	1/20/2012	2/17/2012	3/19/2012	31
Bannister House Inc.	Permit Application	12/4/2012	1/25/2013	1/30/2013	5
Bayal Restaurant Inc.	Permit Application	12/17/2012	1/31/2013		14
Bell Funeral Home, Inc.	Permit Application	1/13/2012	2/29/2012	1/31/2012	0
Berkshire Place Ltd.	Permit Application	8/31/2012	9/28/2012	10/10/2012	12
Best Eastern Chinese Restaurant	Permit Application	1/10/2012	2/10/2012	2/23/2012	13
Big Ricks Subs and Wieners	Pretreatment Plans	10/25/2012	11/30/2012	12/24/2012	24
Bj's Wholesale Club	Resampling Results for _____	4/25/2012	5/25/2012	5/11/2012	0
Bj's Wholesale Club	Resampling Results for _____	9/28/2012	12/8/2012	11/14/2012	0
Bj's Wholesale Club	Resampling Results for _____	9/28/2012	11/24/2012	11/14/2012	0
Bj's Wholesale Club	Resampling Results for _____	9/28/2012	12/1/2012	11/14/2012	0
Bj's Wholesale Club	Resampling Results for _____	10/28/2012	11/17/2012	11/14/2012	0
Blount Clam Shack & Soup Bar	Permit Application	3/2/2012	4/15/2012	3/19/2012	0
Bob & Timmy's Grilled Pizza	Permit Application	10/5/2012	11/2/2012	1/29/2013	88
Bob's Riccotti's Sandwich Shop	Permit Application	8/10/2012	9/7/2012	8/30/2012	0
Bonanza Acquisition, LLC	Permit Application	11/16/2012	12/28/2012	1/28/2013	31
Borrelli's Bakery	Other	8/8/2012	8/31/2012	10/5/2012	35
Bright Funeral Home	Permit Application	4/13/2012	5/31/2012	8/2/2012	63
Broadway Bistro	Permit Application	8/10/2012	9/15/2012	10/5/2012	20
Brown University - Carr House	Permit Application	12/14/2012	1/14/2013	1/31/2013	17
Brown University - Faculty Club	Permit Application	11/16/2012	12/17/2012	12/5/2012	0
Brown University - Geochem	Permit Application	4/6/2012	5/7/2012	4/20/2012	0
Brown University - Rhode Island Hall	Permit Application	12/14/2012	1/31/2013	1/30/2013	0
Brown University - Sidney Frank Hall	Permit Application	1/10/2012	2/10/2012	2/6/2012	0
Brown University - Sidney Frank Hall	Permit Application	1/10/2012	2/10/2012	2/6/2012	0
Brown University - W. Duncan Macmillan	Permit Application	12/14/2012	1/31/2013	1/22/2013	0
Brown University-Hope College	Permit Application	12/14/2012	1/31/2013	1/30/2013	0
Brown University-Horace Mann	Permit Application	12/14/2012	1/31/2013	1/22/2013	0

**Field's Point
User Requirements - 2012**

Company	Submittal	Issue Date	Due Date	Received Date	Days Late
Brown University-Lyman Hall	Permit Application	12/14/2012	1/31/2013	1/30/2013	0
Brown University-Manning Building	Permit Application	12/14/2012	1/31/2013	1/30/2013	0
Brown University-Partridge Building	Permit Application	12/14/2012	1/31/2013	2/1/2013	1
Burger King - # 1989	Permit Application	9/7/2012	10/15/2012	9/21/2012	0
Burger King - # 2421	Permit Application	9/7/2012	10/15/2012	9/21/2012	0
Burger King - #3406	Permit Application	9/7/2012	10/15/2012	9/21/2012	0
Butler Hospital	Permit Application	7/3/2012	8/3/2012	9/11/2012	39
C&C Rhode Island, LLC	Resampling Results for _____	1/27/2012	3/16/2012	2/3/2012	0
C&C Rhode Island, LLC	Resampling Results for _____	1/27/2012	3/16/2012	2/3/2012	0
C&C Rhode Island, LLC	Other	1/31/2012	2/15/2012	2/21/2012	6
Cajun Luau	Permit Application	1/31/2012	2/29/2012	3/1/2012	1
Cajun Luau	Pretreatment Plans	1/31/2012	2/29/2012	3/1/2012	1
Callico Metals, Inc.	Facility Shut Down Plan	5/24/2012	6/10/2012	5/24/2012	0
Capital Grille	Permit Application	1/10/2012	2/10/2012	3/26/2012	45
Capriccio's Restaurant	Permit Application	8/31/2012	9/28/2012	9/14/2012	0
Cardi Corporation	Other	7/23/2012	7/31/2012	9/18/2012	49
Caribe Super Market	Other	2/15/2012	3/15/2012	4/25/2012	41
Carl G. Lauro School	Permit Application	3/2/2012	3/30/2012	4/26/2012	27
Carrie's	Permit Application	12/14/2012	1/31/2013	1/22/2013	0
Charlesgate Nursing Center	Permit Application	10/9/2012	11/7/2012	10/25/2012	0
Cherry Hill Manor	Permit Application	10/9/2012	11/30/2012	11/27/2012	0
Christina D. Dicommes DMD	Permit Application	1/20/2012	2/17/2012	3/12/2012	24
Ciao Italia Bakery, Inc.	Permit Application	8/31/2012	9/28/2012	11/19/2012	52
Cisco's Pizza	Permit Application	7/13/2012	8/31/2012	7/20/2012	0
City of Providence	Process Plans	6/13/2012	6/22/2012	7/16/2012	24
City of Providence	Permit Application	6/13/2012	6/22/2012	7/16/2012	24
City of Providence	Process Plans	8/9/2012	8/30/2012	9/6/2012	7
City of Providence	Install Pretreatment System	9/26/2012	10/16/2012	10/24/2012	8
Coletta's Collision Center	Permit Application	11/16/2012	12/19/2012	11/27/2012	0
Community College of RI	Permit Application	6/15/2012	7/31/2012	8/1/2012	1
Community College of RI - Providence	Permit Application	6/15/2012	7/31/2012	9/14/2012	45
D & D Chrome Plating	Signed Permit	3/22/2012	5/1/2012	5/2/2012	1
D. Palmieri Bakery	Permit Application	8/3/2012	9/15/2012	9/4/2012	0
Dairy Queen/Orange Julius	Pretreatment Plans	2/3/2012	2/29/2012	7/2/2012	124
Dairy Queen/Orange Julius	Permit Application	2/3/2012	2/29/2012	7/2/2012	124
D'Ambra Auto Sales	Permit Application	2/3/2012	3/15/2012	2/13/2012	0
D'Ambra Auto Sales	Permit Application	2/3/2012	3/15/2012	2/13/2012	0
Darlington Memory Lane Inc.	Pretreatment Plans	6/27/2012	7/31/2012	8/9/2012	9
Della Valle Inc.	Permit Application	7/2/2012	7/30/2012	9/17/2012	49
DiFruscia Industries, Inc.	Resampling Results for _____	4/2/2012	5/15/2012	5/1/2012	0
DiFruscia Industries, Inc.	Permit Application	8/31/2012	9/28/2012	9/21/2012	0
DiGregorio Inc.	Sign & Return Report	12/7/2012	12/31/2012	12/18/2012	0
Dok's Deli	Permit Application	7/9/2012	8/3/2012	7/17/2012	0
Domino's Pizza (Chalkstone Avenue)	Permit Application	5/15/2012	6/12/2012	6/20/2012	8
Don Jose Restaurant	Permit Application	6/15/2012	7/16/2012	8/20/2012	35
Dunkin Donuts - Allens Avenue	Repair Grease Trap	9/4/2012	10/2/2012	10/2/2012	0
Dunkin Donuts - Atwells Avenue	Permit Application	8/10/2012	9/7/2012	10/9/2012	32
Dunkin Donuts (Providence Place Mall)	Permit Application	2/2/2012	2/29/2012	2/7/2012	0
Dunkin Donuts (Providence Place Mall)	Process Plans	2/2/2012	2/29/2012	2/7/2012	0
Du-Pro-Lux Cleansers	Permit Application	2/3/2012	3/15/2012	2/13/2012	0
Dyco Services	Permit Application	4/24/2012	5/22/2012	5/9/2012	0
Eagle Laundry Inc.	Resampling Results for _____	11/19/2012	1/18/2013	1/3/2013	0
Eastern Color & Chemical Co.	Replumb Cooling Water	9/19/2012	9/30/2012	9/17/2012	0
Eastern Screw Company	Permit Application	11/20/2012	12/22/2012	12/28/2012	6
Eastside Marketplace	Permit Application	12/7/2012	1/4/2013	12/17/2012	0
El Mogote	Permit Application	3/30/2012	4/23/2012	5/9/2012	16
Elmhurst Extended Care	Resampling Results for _____	5/8/2012	6/29/2012	8/22/2012	54
Elmwood Health Center	Permit Application	11/27/2012	12/14/2012	11/27/2012	0

**Field's Point
User Requirements - 2012**

Company	Submittal	Issue Date	Due Date	Received Date	Days Late
Ethan Zamp & Co. Ltd.	Permit Application	8/31/2012	9/28/2012	9/18/2012	0
Evans Plating Corporation (N.P.)	Process Plans	6/13/2012	6/30/2012	6/28/2012	0
Evans Plating Corporation (N.P.)	Pretreatment Plans	6/13/2012	6/30/2012	6/28/2012	0
Evans Plating Corporation (N.P.)	Resampling Results for _____	10/15/2012	12/7/2012	11/30/2012	0
Evans Plating Corporation (N.P.)	Resampling Results for _____	10/15/2012	12/7/2012	11/30/2012	0
Evans Plating Corporation (N.P.)	Resampling Results for _____	10/15/2012	12/7/2012	11/30/2012	0
Evans Plating Corporation (N.P.)	Resampling Results for _____	10/15/2012	12/7/2012	11/30/2012	0
Farmstead, Inc.	Permit Application	8/1/2012	8/31/2012	9/5/2012	5
Fellini Pizzeria	Permit Application	12/7/2012	1/4/2013	2/8/2013	35
FI Managment, LLC	Permit Application	12/7/2012	1/4/2013	12/24/2012	0
First Casting, Inc.	Permit Application	1/10/2012	2/10/2012	1/18/2012	0
Flan y Ajo	Permit Application	1/25/2012	2/29/2012	2/9/2012	0
Flan y Ajo	Pretreatment Plans	3/2/2012	4/15/2012	6/22/2012	68
Flan y Ajo	Pretreatment Plans	7/10/2012	7/31/2012	8/31/2012	31
Fleming's Steakhouse	Permit Application	4/13/2012	5/11/2012	5/16/2012	5
Fondue Providence, LLC	Permit Application	6/22/2012	7/31/2012	8/23/2012	23
Fuji Chen	Permit Application	1/31/2012	2/29/2012	3/1/2012	1
Fuji Chen	Pretreatment Plans	1/31/2012	2/29/2012	3/1/2012	1
G. Tanury Plating Company	Resampling Results for _____	4/2/2012	5/18/2012	4/27/2012	0
G. Tanury Plating Company	Other	5/10/2012	5/31/2012	5/18/2012	0
G. Tanury Plating Company	Other	10/11/2012	10/30/2012	10/31/2012	1
Galvanique (Johnston)	Permit Application	7/3/2012	8/3/2012	9/6/2012	34
Gano Holdings, LLC	Permit Application	12/7/2012	1/9/2013	1/7/2013	0
Gem Foods	Permit Application	7/23/2012	8/31/2012	8/31/2012	0
Genesis Marketing Group - Warren Avenue	Signed Permit	8/23/2012	9/16/2012	9/24/2012	8
GIFU Providence, Inc.	Pretreatment Plans	1/31/2012	2/29/2012	2/29/2012	0
GIFU Providence, Inc.	Permit Application	1/31/2012	2/29/2012	2/29/2012	0
GIFU Providence, Inc.	Process Plans	3/13/2012	3/23/2012	4/11/2012	19
Golden City	Permit Application	2/13/2012	3/31/2012	2/28/2012	0
Guatapan Bakery	Permit Application	6/5/2012	7/3/2012	8/7/2012	35
Guido Murphy, Inc.	Permit Application	10/5/2012	11/2/2012	11/8/2012	6
Haruki East Ltd.	Permit Application	9/7/2012	10/8/2012	10/5/2012	0
Hercules Mulligan's	Permit Application	6/22/2012	7/31/2012	9/25/2012	56
HNC, LLC	Permit Application	9/7/2012	10/8/2012	9/24/2012	0
Homefries Restaurant	Permit Application	4/24/2012	5/22/2012	5/9/2012	0
Hope Street Pizza	Permit Application	10/5/2012	11/2/2012	10/29/2012	0
I. Broomfield & Son, Inc.	Permit Application	12/7/2012	1/5/2013	1/16/2013	11
Ideal Plating & Polishing Co., Inc.	Resampling Results for _____	5/14/2012	7/6/2012	5/17/2012	0
Ideal Plating & Polishing Co., Inc.	Permit Application	7/3/2012	8/3/2012	7/27/2012	0
International Insignia Corporation	Resampling Results for _____	4/30/2012	6/18/2012	5/15/2012	0
International Insignia Corporation	Resampling Results for _____	4/30/2012	6/18/2012	5/15/2012	0
International Insignia Corporation	Other	6/1/2012	6/30/2012	6/19/2012	0
International Insignia Corporation	Other	12/6/2012	12/31/2012	12/24/2012	0
Ira Green, Inc.	Resampling Results for _____	3/29/2012	5/25/2012	4/25/2012	0
Ira Green, Inc.	Permit Application	11/16/2012	12/14/2012	12/11/2012	0
J & W-Chestnuts	Permit Application	12/7/2012	1/21/2013	1/18/2013	0
J & W-Culinary Museum Catering Kitchen	Permit Application	6/15/2012	7/16/2012	7/19/2012	3
J & W-The University Club	Permit Application	5/1/2012	5/29/2012	5/29/2012	0
J & W-The University Club	Permit Application	5/30/2012	6/15/2012	6/14/2012	0
Jains's Laundry, Inc.	Permit Application	10/5/2012	11/2/2012	10/22/2012	0
Jamel MEP, LLC	Permit Application	11/9/2012	12/7/2012	1/29/2013	53
Janczynsky Food Inc.	Other	4/27/2012	5/25/2012	1/25/2013	245
JC Gorham	Permit Application	5/4/2012	6/1/2012	6/29/2012	28
JC Gorham	Spill Control Plan	7/23/2012	8/15/2012	8/15/2012	0
JC Gorham	Signed Permit	11/29/2012	12/27/2012	12/14/2012	0
Jeanette's Bakery	Permit Application	1/3/2012	1/15/2012	1/12/2012	0
Johnston Pizza House	Permit Application	12/14/2012	1/14/2013	1/28/2013	14
Jon Roc Linc	Permit Application	5/8/2012	5/31/2012	6/25/2012	25

**Field's Point
User Requirements - 2012**

Company	Submittal	Issue Date	Due Date	Received Date	Days Late
JRB Associates Inc.	Resampling Results for _____	9/20/2012	11/8/2012	10/18/2012	0
JRB Associates Inc.	Resampling Results for _____	10/22/2012	12/10/2012	1/14/2013	35
JRB Associates Inc.	Other	11/28/2012	12/31/2012	1/14/2013	14
Kenneth Providence LLC	Permit Application	2/8/2012	3/15/2012	4/12/2012	28
KFC - Mineral Spring Avenue	Permit Application	12/4/2012	1/5/2013	12/12/2012	0
Khan Food Services	Permit Application	6/22/2012	7/31/2012	8/7/2012	7
Kirks Folly	Permit Application	8/31/2012	10/5/2012	10/10/2012	5
Kon Asian Bistro	Other	3/20/2012	4/9/2012	3/27/2012	0
La Gran Parada	Permit Application	4/24/2012	5/22/2012	5/2/2012	0
La Lin Coin Laundrymat	Permit Application	11/9/2012	12/7/2012	12/11/2012	4
La Lupita	Permit Application	4/13/2012	5/31/2012	5/30/2012	0
Lanni Restaurant Group, LLC	Permit Application	8/31/2012	9/28/2012	9/7/2012	0
Laundry Club	Permit Application	1/13/2012	2/29/2012	3/22/2012	22
Lee's Manufacturing	Resampling Results for _____	12/17/2012	2/4/2013	1/2/2013	0
Lima Elementary School	Permit Application	12/7/2012	2/5/2013		9
Lima Subs, LLC	Permit Application	4/6/2012	5/7/2012	4/30/2012	0
Little Caesars Pizza	Permit Application	9/26/2012	10/31/2012	9/28/2012	0
Lola's Cantina LLC	Permit Application	8/17/2012	9/30/2012	10/29/2012	29
Lola's Cantina LLC	Permit Application	8/17/2012	9/30/2012	9/30/2012	0
Mahr Federal Inc.	Resampling Results for _____	1/24/2012	3/17/2012	2/21/2012	0
Mark Precision, Inc.	Permit Application	5/4/2012	6/1/2012	7/24/2012	53
Mark Precision, Inc.	Signed Permit	11/20/2012	12/20/2012	12/28/2012	8
Markos Automotive	Permit Application	8/31/2012	10/5/2012	9/27/2012	0
Maya Bakery	Permit Application	11/9/2012	12/7/2012	1/10/2013	34
Mazey's Restaurant - Charles	Permit Application	1/13/2012	2/10/2012	7/12/2012	153
Mazey's Restaurant - Smith	Permit Application	1/13/2012	2/10/2012	7/12/2012	153
McDonald's/Kristin Foods, Inc.	Permit Application	4/20/2012	5/31/2012	4/27/2012	0
Mediterraneo Corp.	Permit Application	3/2/2012	3/30/2012	3/22/2012	0
Metropolitan Career & Tech Ctr	Permit Application	2/24/2012	3/23/2012	5/25/2012	63
Mi Guatemala Restaurant	Permit Application	8/31/2012	9/28/2012	9/28/2012	0
Mi Quisqueya Meat Market	Install Sample Location	1/27/2012	2/29/2012	3/27/2012	27
Mi Quisqueya Meat Market	Other	1/27/2012	2/29/2012	3/27/2012	27
Mi Quisqueya Meat Market	Install Sample Location	4/17/2012	4/30/2012	5/29/2012	29
Mi Sueno Inc.	Permit Application	4/24/2012	5/22/2012	9/7/2012	108
Minervas Pizza	Permit Application	1/13/2012	4/7/2012	4/11/2012	4
Miriam Hospital	Permit Application	11/20/2012	12/18/2012	12/27/2012	9
Monarch Metal Finishing, Inc.	Spill Control Plan	2/13/2012	3/16/2012	3/15/2012	0
Monarch Metal Finishing, Inc.	Other	2/13/2012	3/16/2012	3/15/2012	0
Monarch Metal Finishing, Inc.	Other	4/27/2012	5/4/2012	5/3/2012	0
Monarch Metal Finishing, Inc.	Process Plans	8/21/2012	9/30/2012	9/17/2012	0
Monarch Metal Finishing, Inc.	Process Plans	10/5/2012	10/30/2012	11/2/2012	3
Monarch Metal Finishing, Inc.	Resampling Results for _____	10/25/2012	12/13/2012	10/30/2012	0
Monarch Metal Finishing, Inc.	Analytical Results for _____	10/31/2012	12/5/2012	11/29/2012	0
Moody Machine Products, Inc.	Permit Application	8/31/2012	10/5/2012	11/9/2012	35
Nabsys	Permit Application	3/20/2012	4/13/2012	4/30/2012	17
Nabsys	Process Plans	3/20/2012	4/13/2012	4/30/2012	17
Nabsys	Spill Control Plan	5/25/2012	6/25/2012	6/22/2012	0
Nabsys	Toxic Organic/Solvent Mgt Plan	5/25/2012	6/25/2012	6/22/2012	0
Nara, LLC	Permit Application	7/13/2012	8/31/2012	8/27/2012	0
Narr. Electric (Allens Ave.)	Other	4/13/2012	5/15/2012	5/11/2012	0
Narr. Electric (Allens Ave.)	Permit Application	8/10/2012	9/7/2012	10/17/2012	40
Naseeb Corporation	Other	1/12/2012	2/13/2012	2/14/2012	1
Nick's Auto Body, Inc.	Permit Application	12/7/2012	1/4/2013	12/28/2012	0
Northeast Environmental	Permit Application	1/20/2012	2/17/2012	2/13/2012	0
Oasis Market	Permit Application	10/5/2012	11/2/2012	12/10/2012	38
Ocean State Metals, Inc.	Permit Application	8/3/2012	9/15/2012	8/31/2012	0
Ocean State Peeled Potatoes	Permit Application	3/2/2012	3/30/2012	3/15/2012	0
Olympic Pizza	Permit Application	2/24/2012	3/23/2012	3/6/2012	0

**Field's Point
User Requirements - 2012**

Company	Submittal	Issue Date	Due Date	Received Date	Days Late
Original N.Y. System Restaurant	Permit Application	4/13/2012	5/31/2012	5/9/2012	0
Owens Field Concession Stand	Permit Application	6/29/2012	7/31/2012	12/6/2012	128
P & D Incorporated	Pretreatment Plans	11/27/2012	12/31/2012		45
Panaderia & Restaurante Centroamericano	Permit Application	6/12/2012	7/12/2012	9/28/2012	78
Panaderia El Quetzal, Inc.	Permit Application	11/2/2012	11/30/2012	1/15/2013	46
Parity Laundry, Inc.	Permit Application	2/3/2012	3/15/2012	3/9/2012	0
Paul Cuffee School	Permit Application	2/3/2012	3/15/2012	2/13/2012	0
Paul's Dry Cleaning Services, Inc.	Permit Application	9/11/2012	10/11/2012	9/27/2012	0
Pennine Funeral Home	Permit Application	4/27/2012	5/25/2012	7/25/2012	61
Pennine Funeral Home	Permit Application	8/16/2012	9/12/2012	10/9/2012	27
Phoenix Dragon Restaurant	Permit Application	9/11/2012	10/11/2012	9/25/2012	0
Pizzico Restaurante	Permit Application	12/7/2012	1/4/2013	2/14/2013	41
Popeye's Chicken	Permit Application	5/15/2012	6/12/2012	5/30/2012	0
Popeye's Chicken and Biscuits	Permit Application	6/5/2012	7/3/2012	8/29/2012	57
Portion Meat Associates, Inc.	Permit Application	5/1/2012	5/29/2012	5/17/2012	0
PRII, LP	Pretreatment Plans	1/27/2012	2/29/2012	4/5/2012	36
Prosthodontics	Permit Application	10/5/2012	11/2/2012	10/29/2012	0
Prov. College- Albertus Magnus/Sowa Hall	Permit Application	1/10/2012	2/10/2012	3/12/2012	31
Prov. College-Peterson Recreation Center	Permit Application	7/3/2012	8/3/2012	7/27/2012	0
Providence Career & Technical Academy	Permit Application	3/13/2012	4/30/2012	11/20/2012	204
Providence Coal Fired Pizza	Other	3/26/2012	4/30/2012	5/9/2012	9
Providence Coal Fired Pizza	Permit Application	3/26/2012	4/30/2012	5/9/2012	9
Providence College - Alumni Hall	Permit Application	4/6/2012	5/4/2012	5/4/2012	0
Providence College - Aquinas Hall	Permit Application	4/6/2012	5/4/2012	5/4/2012	0
Providence College - Bedford Hall	Permit Application	3/2/2012	4/2/2012	3/27/2012	0
Providence College - Davis Hall	Permit Application	3/2/2012	4/2/2012	3/27/2012	0
Providence College - Ditragia Hall	Permit Application	3/2/2012	4/2/2012	3/27/2012	0
Providence College - Dore Hall	Permit Application	3/2/2012	4/2/2012	3/27/2012	0
Providence College - Fennell Hall	Permit Application	4/6/2012	5/4/2012	5/4/2012	0
Providence College - Guzman Hall	Permit Application	4/6/2012	5/4/2012	5/4/2012	0
Providence College - Joseph Hall	Permit Application	4/6/2012	5/4/2012	5/4/2012	0
Providence College - Mal Brown Hall	Permit Application	3/2/2012	4/2/2012	3/27/2012	0
Providence College - McDermott Hall	Permit Application	4/6/2012	5/4/2012	5/4/2012	0
Providence College - McVinney Hall	Permit Application	4/6/2012	5/4/2012	5/4/2012	0
Providence College - Meagher Hall	Permit Application	3/2/2012	4/2/2012	3/27/2012	0
Providence College - Raymond Hall	Permit Application	6/12/2012	7/12/2012	7/9/2012	0
Providence College- Cunningham Hall	Permit Application	3/2/2012	4/2/2012	3/27/2012	0
Providence College-Service Building	Permit Application	9/7/2012	10/5/2012	10/3/2012	0
Providence College-St. Aquinas Priory	Permit Application	7/3/2012	8/3/2012	7/27/2012	0
Providence KNC, Inc.	Permit Application	1/13/2012	2/29/2012	2/3/2012	0
Providence Prime	Permit Application	10/9/2012	11/7/2012	11/8/2012	1
Providence School Department	Permit Application	2/24/2012	3/23/2012	4/26/2012	34
Providence Specialty Products	Inst Wat/Sew Meter	10/3/2012	11/30/2012		76
R. E. Sturdy Company, Inc.	Resampling Results for _____	6/20/2012	8/3/2012	7/18/2012	0
R. E. Sturdy Company, Inc.	Permit Application	7/6/2012	8/3/2012	8/15/2012	12
R. E. Sturdy Company, Inc.	Other	10/11/2012	10/30/2012	10/22/2012	0
R. E. Sturdy Company, Inc.	Resampling Results for _____	10/11/2012	12/6/2012	11/30/2012	0
R. E. Sturdy Company, Inc.	Process Plans	10/24/2012	12/15/2012	11/30/2012	0
R.C. Motors Inc.	Permit Application	6/5/2012	7/3/2012	7/19/2012	16
R.I. Publications Society	Permit Application	6/5/2012	7/3/2012	9/4/2012	63
RAA, Inc.	Permit Application	11/9/2012	12/7/2012	1/7/2013	31
Rainbow Cleaners, Inc.	Permit Application	10/9/2012	11/7/2012	10/31/2012	0
RCR Group Inc.	Permit Application	6/5/2012	7/3/2012	9/5/2012	64
Reservoir Avenue School	Permit Application	12/14/2012	1/14/2013		31
Reyes Food Market	Permit Application	10/9/2012	11/7/2012		99
Rhode Island College - Connection 2	Other	1/27/2012	2/15/2012	3/1/2012	15
Rhode Island Hospital	Permit Application	7/13/2012	8/31/2012	7/20/2012	0
Rhode Rockets Inc.	Process Plans	2/14/2012	3/31/2012	3/7/2012	0

**Field's Point
User Requirements - 2012**

Company	Submittal	Issue Date	Due Date	Received Date	Days Late
RISD - 15 Westminster Street	Permit Application	8/10/2012	9/7/2012	9/4/2012	0
RISD - Benson Hall	Permit Application	5/15/2012	6/12/2012	6/13/2012	1
RISD - Central Power Plant	Permit Application	10/9/2012	11/6/2012	10/29/2012	0
RISD - Mason (CIT) Building	Permit Application	8/10/2012	9/7/2012	8/28/2012	0
RISD - Washington Building	Permit Application	12/7/2012	1/4/2013	12/24/2012	0
Robert's Deli	Permit Application	11/15/2012	12/15/2012	11/27/2012	0
Robert's Deli	Pretreatment Plans	12/31/2012	1/31/2013	1/23/2013	0
Ronit Corporation	Permit Application	4/13/2012	5/11/2012	5/7/2012	0
Rosa Mia Pizza and More	Chain of Custody Documentation	1/4/2012	1/31/2012	1/19/2012	0
Roundgrille, Inc.	Other	9/14/2012	9/30/2012	9/19/2012	0
Sakura Japan	Permit Application	1/31/2012	2/29/2012	2/29/2012	0
Sakura Japan	Pretreatment Plans	1/31/2012	2/29/2012	2/29/2012	0
Sala Cruz	Permit Application	8/31/2012	9/28/2012	2/6/2013	131
Saptagiri LLC	Permit Application	5/8/2012	5/31/2012	6/4/2012	4
Sbarro	Pretreatment Plans	2/8/2012	3/15/2012	3/9/2012	0
Sbarro	Permit Application	2/8/2012	3/15/2012	3/9/2012	0
Scialo Bakery	Resampling Results for _____	4/8/2012	4/28/2012	4/19/2012	0
Scialo Bakery	Resampling Results for _____	4/23/2012	5/23/2012	5/21/2012	0
Shaw's Supermarket Store #194	Resampling Results for _____	9/21/2012	11/15/2012	9/28/2012	0
Shaw's Supermarket Store #194	Resampling Results for _____	9/21/2012	11/6/2012	11/1/2012	0
Shaw's Supermarket Store #194	Resampling Results for _____	9/21/2012	11/22/2012	1/3/2013	42
Shaw's Supermarket Store #194	Resampling Results for _____	9/21/2012	11/29/2012	1/3/2013	35
Shaw's Supermarket Store #194	Resampling Results for _____	9/21/2012	11/13/2012	11/1/2012	0
Shaw's Supermarket Store #194	Resampling Results for _____	9/21/2012	11/20/2012	11/8/2012	0
Shell Oil Products Company	Permit Application	7/13/2012	8/13/2012	8/29/2012	16
Simplex Engine & Machine, Inc.	Permit Application	12/11/2012	1/8/2013		37
Sin, LLC	Permit Application	2/24/2012	3/23/2012	3/19/2012	0
Skarr	Permit Application	12/12/2012	1/14/2013	12/14/2012	0
Speedy Auto Service by Monro	Permit Application	5/15/2012	6/12/2012	7/10/2012	28
Sprague Energy Corporation	Other	9/27/2012	10/15/2012	10/4/2012	0
Steele House Nursing Center	Permit Application	12/21/2012	1/18/2013	1/24/2013	6
Surface Coatings Division, MFB LLC	Other	1/30/2012	2/17/2012	2/16/2012	0
Surface Coatings Division, MFB LLC	Analytical Results for _____	3/9/2012	4/13/2012	4/6/2012	0
SWG Promotions, LLC	Spill Control Plan	4/24/2012	5/17/2012	5/23/2012	6
Taco Bell	Permit Application	2/8/2012	3/15/2012	3/28/2012	13
Taco Loco, Inc.	Permit Application	12/4/2012	1/16/2013	1/15/2013	0
Tadka India	Pretreatment Plans	2/3/2012	2/29/2012	2/28/2012	0
Tadka India	Permit Application	2/3/2012	2/29/2012	2/28/2012	0
Ten Steak and Sushi	Permit Application	12/4/2012	1/5/2013	1/3/2013	0
Tercat Tool & Die Company, Inc.	Permit Application	12/7/2012	1/4/2013		41
The Allied Group	Permit Application	3/2/2012	3/30/2012	4/12/2012	13
The Celtic Lounge	Other	3/9/2012	3/31/2012		320
The Genesis Center	Permit Application	11/9/2012	12/7/2012	11/30/2012	0
The Original Italian Bakery, Inc.	Permit Application	11/9/2012	12/7/2012	12/10/2012	3
The Providence Journal Company	Permit Application	4/20/2012	5/31/2012	5/7/2012	0
The Providence School Department	Permit Application	6/8/2012	7/6/2012	10/5/2012	91
The Roi	How to Comply	11/20/2012	12/15/2012	1/14/2013	30
Theresa Creations, Inc.	Permit Application	9/7/2012	10/5/2012	9/21/2012	0
Three Sisters, LLC	Permit Application	7/31/2012	8/31/2012	9/10/2012	10
Three Sisters, LLC	Other	12/4/2012	12/15/2012	2/5/2013	52
Tockwotton Home	Permit Application	11/9/2012	12/7/2012		69
Tomato City Pizza	Permit Application	12/4/2012	1/25/2013		20
Tool Craft Inc. / Ru-Mart Inc.	Permit Application	9/7/2012	10/5/2012	9/24/2012	0
Tri-Jay Company	Other	1/30/2012	2/17/2012	2/16/2012	0
Uncas Manufacturing Company	Resampling Results for _____	10/31/2012	12/19/2012	12/12/2012	0
Unique Plating Company	Permit Application	1/10/2012	2/10/2012	1/23/2012	0
Unique Plating Company	Resampling Results for _____	3/16/2012	5/4/2012	4/18/2012	0
Unique Plating Company	Resampling Results for _____	6/8/2012	7/27/2012	7/23/2012	0

**Field's Point
User Requirements - 2012**

Company	Submittal	Issue Date	Due Date	Received Date	Days Late
Universal Plating Company, Inc.	Permit Application	4/20/2012	5/31/2012	5/16/2012	0
Uno Of Providence, Inc.	Repair Grease Trap	9/14/2012	9/30/2012	10/23/2012	23
V.A. Medical Center	Permit Application	6/22/2012	7/20/2012	8/1/2012	12
V.A. Medical Center	Process Plans	6/29/2012	7/27/2012	7/17/2012	0
V.A. Medical Center	Process Plans	8/20/2012	9/30/2012	8/29/2012	0
Vaseleos, LLC	Permit Application	4/24/2012	5/22/2012	5/29/2012	7
Veazie Street School	Permit Application	2/24/2012	3/23/2012	4/26/2012	34
Venda Ravioli - Royal Little Drive	Permit Application	11/2/2012	11/30/2012	12/3/2012	3
Verizon	Permit Application	2/28/2012	3/26/2012	3/23/2012	0
Virginia & Spanish Peanut Co.	Permit Application	12/4/2012	1/5/2013	12/20/2012	0
Volpe Tailoring & Cleaning	Permit Application	8/31/2012	10/5/2012	9/18/2012	0
Wash Haven	Permit Application	12/7/2012	1/4/2013	12/26/2012	0
Wash Me Laundromat	Permit Application	2/17/2012	3/15/2012	8/27/2012	165
Wash Me Laundromat	Permit Application	9/7/2012	9/15/2012	10/31/2012	46
Waterplace Restaurant	Permit Application	1/13/2012	2/29/2012	4/12/2012	43
West River Cafe, LLC	Permit Application	4/24/2012	5/31/2012	6/4/2012	4
Whole Foods Market Group, Inc.	Resampling Results for _____	9/21/2012	10/8/2012	9/28/2012	0
Whole Foods Market Group, Inc.	Resampling Results for _____	9/21/2012	10/1/2012	9/28/2012	0
Whole Foods Market, Inc.	Resampling Results for _____	9/10/2012	11/2/2012	11/1/2012	0
Whole Foods Market, Inc.	Resampling Results for _____	9/10/2012	11/16/2012	1/3/2013	48
Whole Foods Market, Inc.	Resampling Results for _____	9/10/2012	10/26/2012	9/21/2012	0
Whole Foods Market, Inc.	Resampling Results for _____	9/10/2012	11/9/2012	1/3/2013	55
Wise Guy's Deli	Permit Application	1/19/2012	2/15/2012	2/6/2012	0
Women & Infants' Hospital	Repair Grease Trap	8/21/2012	9/21/2012	9/12/2012	0
Women and Infants-Kilguss Lab	Permit Application	6/22/2012	7/20/2012	7/27/2012	7

USER LATE REPORTS

BUCKLIN POINT

**Bucklin Point
Late Reports - 2012**

Company	Report Type	Location	Month Satisfied	Sample Type	Sample Date	Due Date	Received Date	Days Late
A Taste of Europe	Sample	Sample Location # 1	October 2012	Grab	11/11/2012	11/30/2012	12/10/2012	10
Accent Plating Company	pH	Sample Location # 1	January 2012	Not Applicable	Not Applicable	3/1/2012	3/12/2012	11
Accent Plating Company	pH	Sample Location # 1	February 2012	Not Applicable	Not Applicable	3/30/2012	4/4/2012	5
Accent Plating Company	pH	Sample Location # 1	March 2012	Not Applicable	Not Applicable	4/30/2012	5/3/2012	3
Accent Plating Company	pH	Sample Location # 1	August 2012	Not Applicable	Not Applicable	9/30/2012	10/10/2012	10
Accu-Care Supply	Sample	Sample Location # 1	July 2012	Grab	8/28/2012	8/31/2012	9/11/2012	11
Accu-Care Supply	pH	Sample Location # 1	June 2012	Not Applicable	Not Applicable	7/30/2012	7/31/2012	1
Accu-Care Supply	pH	Sample Location # 1	November 2012	Not Applicable	Not Applicable	12/30/2012	1/7/2013	8
AJ Seabra Supermarkets	Sample	Sample Location # 1	July 2012	Grab	8/20/2012	8/31/2012	9/24/2012	24
AJ Seabra Supermarkets	Sample	Sample Location #2	July 2012	Grab	8/20/2012	8/31/2012	9/24/2012	24
AJ Seabra Supermarkets	Sample	Sample Location # 1	October 2012	Grab	12/6/2012	11/30/2012	1/3/2013	34
AJ Seabra Supermarkets	Sample	Sample Location #3	October 2012	Grab	12/6/2012	11/30/2012	1/3/2013	34
Angelica Textile Service	pH	Sample Location # 1	February 2012	Not Applicable	Not Applicable	3/30/2012	4/6/2012	7
Angelica Textile Service	pH	Sample Location # 1	May 2012	Not Applicable	Not Applicable	6/30/2012	7/2/2012	2
Angelica Textile Service	pH	Sample Location # 1	June 2012	Not Applicable	Not Applicable	7/30/2012	8/3/2012	4
Aspen Aerogels Rhode Island, LLC	Sample	Sample Location # 1	February 2012	Composite	2/22/2012	3/31/2012	4/27/2012	27
Aspen Aerogels Rhode Island, LLC	Sample	Sample Location # 1	April 2012	Composite	4/5/2012	5/31/2012	7/26/2012	56
Aspen Aerogels Rhode Island, LLC	Sample	Sample Location # 1	June 2012	Composite	6/21/2012	7/31/2012	10/26/2012	87
Aspen Aerogels Rhode Island, LLC	Sample	Sample Location # 1	August 2012	Composite	8/10/2012	9/30/2012	11/30/2012	61
Aspen Aerogels Rhode Island, LLC	Sample	Sample Location # 1	October 2012	Composite	10/25/2012	11/30/2012	12/31/2012	31
Aspen Aerogels Rhode Island, LLC	pH	Sample Location # 1	January 2012	Not Applicable	Not Applicable	3/1/2012	3/22/2012	21
Aspen Aerogels Rhode Island, LLC	pH	Sample Location # 1	February 2012	Not Applicable	Not Applicable	3/30/2012	4/27/2012	28
Aspen Aerogels Rhode Island, LLC	pH	Sample Location # 1	April 2012	Not Applicable	Not Applicable	5/30/2012	7/2/2012	33
Aspen Aerogels Rhode Island, LLC	pH	Sample Location # 1	May 2012	Not Applicable	Not Applicable	6/30/2012	7/2/2012	2
Aspen Aerogels Rhode Island, LLC	pH	Sample Location # 1	June 2012	Not Applicable	Not Applicable	7/30/2012	10/22/2012	84
Aspen Aerogels Rhode Island, LLC	pH	Sample Location # 1	July 2012	Not Applicable	Not Applicable	8/30/2012	10/22/2012	53
Aspen Aerogels Rhode Island, LLC	pH	Sample Location # 1	August 2012	Not Applicable	Not Applicable	9/30/2012	10/22/2012	22
Aspen Aerogels Rhode Island, LLC	pH	Sample Location # 1	September 2012	Not Applicable	Not Applicable	10/30/2012	12/31/2012	62
Aspen Aerogels Rhode Island, LLC	pH	Sample Location # 1	October 2012	Not Applicable	Not Applicable	11/30/2012	1/29/2013	60
Aspen Aerogels Rhode Island, LLC	pH	Sample Location # 1	November 2012	Not Applicable	Not Applicable	12/30/2012	1/29/2013	30
Bachini's Bakery	Sample	Sample Location # 1	May 2012	Grab	8/8/2012	6/30/2012	8/28/2012	59
Blackstone Valley Family Dental	Sample	Sample Location # 1	May 2012	Grab	7/25/2012	6/30/2012	7/25/2012	25
Bliss Manufacturing	pH	Sample Location # 1	February 2012	Not Applicable	Not Applicable	3/30/2012	4/4/2012	5
Bliss Manufacturing	pH	Sample Location # 1	June 2012	Not Applicable	Not Applicable	7/30/2012	8/1/2012	2
Bunge North America (East), LLC	Sample	Sample Location # 1	November 2012	Composite	11/30/2012	12/31/2012	1/11/2013	11
Bunge North America (East), LLC	pH	Sample Location # 1	November 2012	Not Applicable	Not Applicable	12/30/2012	1/11/2013	12
Cala Fruit Distributors, Inc.	Sample	Sample Location # 1	January 2012	Grab	5/4/2012	2/29/2012	6/1/2012	93
Cala Fruit Distributors, Inc.	Sample	Sample Location # 1	July 2012	Grab	11/9/2012	8/31/2012	12/3/2012	94
Central Auto Radiator, Inc.	Sample	Sample Location # 1	April 2012	Grab	4/30/2012	5/31/2012	6/1/2012	1

**Bucklin Point
Late Reports - 2012**

Company	Report Type	Location	Month Satisfied	Sample Type	Sample Date	Due Date	Received Date	Days Late
Central Auto Radiator, Inc.	pH	Sample Location # 1	January 2012	Not Applicable	Not Applicable	3/1/2012	3/2/2012	1
Central Auto Radiator, Inc.	pH	Sample Location # 1	March 2012	Not Applicable	Not Applicable	4/30/2012	7/19/2012	80
Central Auto Radiator, Inc.	pH	Sample Location # 1	April 2012	Not Applicable	Not Applicable	5/30/2012	7/19/2012	50
Central Auto Radiator, Inc.	pH	Sample Location # 1	May 2012	Not Applicable	Not Applicable	6/30/2012	7/19/2012	19
Central Auto Radiator, Inc.	pH	Sample Location # 1	June 2012	Not Applicable	Not Applicable	7/30/2012	8/7/2012	8
Central Auto Radiator, Inc.	pH	Sample Location # 1	August 2012	Not Applicable	Not Applicable	9/30/2012	11/2/2012	33
Central Auto Radiator, Inc.	pH	Sample Location # 1	September 2012	Not Applicable	Not Applicable	10/30/2012	11/2/2012	3
Central Auto Radiator, Inc.	pH	Sample Location # 1	October 2012	Not Applicable	Not Applicable	11/30/2012	2/6/2013	68
Central Auto Radiator, Inc.	pH	Sample Location # 1	November 2012	Not Applicable	Not Applicable	12/30/2012	2/6/2013	38
Central Auto Radiator, Inc.	pH	Sample Location # 1	December 2012	Not Applicable	Not Applicable	1/30/2013	2/6/2013	7
Central Avenue Bakery	Sample	Sample Location # 1	April 2012	Grab	6/19/2012	5/31/2012	7/12/2012	42
Central Avenue Bakery	Sample	Sample Location # 1	October 2012	Grab	11/7/2012	11/30/2012	12/7/2012	7
Central Fruit Store	Sample	Sample Location # 1	January 2012	Grab	6/12/2012	2/29/2012	7/12/2012	134
Central Fruit Store	Sample	Sample Location # 1	July 2012	Grab	6/12/2012	8/31/2012	11/16/2012	77
Charles M. Cavicchio, DPM	Sample	Sample Location # 1	November 2012	Grab	11/14/2012	12/31/2012	1/4/2013	4
Comfort Dental II	Sample	Sample Location # 1	April 2012	Grab	6/5/2012	5/31/2012	6/5/2012	5
Conopco, Inc. (Site #1)	Sample	Sample Location # 1	May 2012	Composite	5/29/2012	6/30/2012	7/5/2012	5
Conopco, Inc. (Site #1)	Sample	Sample Location # 1	November 2012	Composite	11/27/2012	12/31/2012	12/31/2012	0
Conopco, Inc. (Site #2)	Sample	Sample Location # 1	May 2012	Composite	5/29/2012	6/30/2012	7/5/2012	5
Conopco, Inc. (Site #2)	Sample	Sample Location # 1	November 2012	Composite	11/27/2012	12/31/2012	12/31/2012	0
Continental Plastics & Packaging	Sample	Sample Location # 1	July 2012	Grab	7/11/2012	8/31/2012	9/17/2012	17
Continental Plastics & Packaging	Sample	Sample Location # 2	July 2012	Grab	7/11/2012	8/31/2012	9/17/2012	17
Cool Air Creations Inc.	Sample	Sample Location # 1	April 2012	Grab	6/5/2012	5/31/2012	6/22/2012	22
Cool Air Creations Inc.	Sample	Sample Location # 2	April 2012	Grab	6/5/2012	5/31/2012	6/22/2012	22
Cool Air Creations Inc.	Sample	Sample Location # 1	October 2012	Grab	11/20/2012	11/30/2012	12/4/2012	4
Cool Air Creations Inc.	Sample	Sample Location # 2	October 2012	Grab	11/20/2012	11/30/2012	12/4/2012	4
Crown Collision Center	Sample	Sample Location # 1	January 2012	Grab	3/7/2012	2/29/2012	3/19/2012	19
Cumberland Seafood	Sample	Sample Location # 1	April 2012	Grab	5/24/2012	5/31/2012	6/18/2012	18
Cumberland Seafood	Sample	Sample Location # 1	October 2012	Grab	1/25/2013	11/30/2012	1/25/2013	56
D. James Photopolous, DDS	Certification	Dental BMP Certification	April 2012	Grab	6/15/2012	5/31/2012	6/19/2012	19
Darlene Group	pH	Sample Location # 1	November 2012	Not Applicable	Not Applicable	12/30/2012	1/4/2013	5
Dave's Marketplace	Sample	Sample Location # 1	July 2012	Grab	8/20/2012	8/31/2012	9/7/2012	7
Denison Pharmaceuticals Inc.	pH	Sample Location # 1	July 2012	Not Applicable	Not Applicable	8/30/2012	9/12/2012	13
Denison Pharmaceuticals Inc.	pH	Sample Location # 2	July 2012	Not Applicable	Not Applicable	8/30/2012	9/12/2012	13
Denison Pharmaceuticals Inc.	pH	Sample Location # 1	August 2012	Not Applicable	Not Applicable	9/30/2012	10/10/2012	10
Denison Pharmaceuticals Inc.	pH	Sample Location # 2	August 2012	Not Applicable	Not Applicable	9/30/2012	10/10/2012	10
Denison Pharmaceuticals, Inc. (Lincoln)	Sample	Sample Location # 1	April 2012	Grab	4/30/2012	5/31/2012	6/5/2012	5
Denison Pharmaceuticals, Inc. (Lincoln)	Sample	Sample Location # 1	July 2012	Grab	8/23/2012	8/31/2012	9/10/2012	10
Denison Pharmaceuticals, Inc. (Lincoln)	pH	Sample Location # 1	April 2012	Not Applicable	Not Applicable	5/30/2012	6/5/2012	6

**Bucklin Point
Late Reports - 2012**

Company	Report Type	Location	Month Satisfied	Sample Type	Sample Date	Due Date	Received Date	Days Late
Denison Pharmaceuticals, Inc. (Lincoln)	pH	Sample Location # 1	May 2012	Not Applicable	Not Applicable	6/30/2012	7/6/2012	6
Dental Associates of Cumberland, Inc.	Sample	Sample Location # 1	January 2012	Grab	3/7/2012	2/29/2012	3/8/2012	8
Dimitri Ganim, DDS	Sample	Sample Location # 1	April 2012	Grab	4/5/2012	5/31/2012	6/4/2012	4
Dr. Anita N. Vasvani, D.M.D.	Sample	Sample Location # 1	March 2012	Grab	5/7/2012	4/30/2012	5/7/2012	7
Drs. Ward and Johnson	Sample	Sample Location # 1	June 2012	Composite	6/29/2012	7/31/2012	8/6/2012	6
East Coast Auto	Sample	Sample Location # 1	January 2012	Grab	1/1/2012	2/29/2012	4/12/2012	43
East Coast Auto	Sample	Sample Location # 1	July 2012	Grab	7/1/2012	8/31/2012	9/14/2012	14
East Providence Fire Station #3	Sample	Sample Location # 1	July 2012	Grab	10/4/2012	8/31/2012	10/11/2012	41
Eglantina Kica, D.M.D.	Sample	Sample Location # 1	November 2012	Composite	11/30/2013	12/31/2012	1/8/2013	8
Flor Di Brava	Sample	Sample Location # 1	April 2012	Grab	1/8/2013	5/31/2012	1/17/2013	231
Frank Lizotte's Glass Co., Inc.	Sample	Sample Location # 1	October 2012	Grab	10/31/2012	11/30/2012	12/12/2012	12
George H. Fuller & Son	Sample	Sample Location # 1	April 2012	Composite	4/30/2012	5/31/2012	6/4/2012	4
George H. Fuller & Son	Sample	Sample Location # 1	April 2012	Grab	4/30/2012	5/31/2012	6/4/2012	4
George H. Fuller & Son	Sample	Sample Location # 1	July 2012	Composite	7/31/2012	8/31/2012	9/19/2012	19
George H. Fuller & Son	Sample	Sample Location # 1	July 2012	Grab	7/31/2012	8/31/2012	9/19/2012	19
George H. Fuller & Son	pH	Sample Location # 1	May 2012	Not Applicable	Not Applicable	6/30/2012	7/24/2012	24
George H. Fuller & Son	pH	Sample Location # 1	June 2012	Not Applicable	Not Applicable	7/30/2012	8/20/2012	21
George H. Fuller & Son	pH	Sample Location # 1	September 2012	Not Applicable	Not Applicable	10/30/2012	11/5/2012	6
Golden Li Lai	Sample	Sample Location # 1	February 2012	Grab	4/2/2012	3/31/2012	4/2/2012	2
Golden Li Lai	Sample	Sample Location # 2	February 2012	Grab	4/2/2012	3/31/2012	4/2/2012	2
Greystone of Lincoln, Inc.	pH	Sample Location # 1	January 2012	Not Applicable	Not Applicable	3/1/2012	3/8/2012	7
Hartley's Pork Pies	Sample	Sample Location # 1	April 2012	Grab	6/4/2012	5/31/2012	6/18/2012	18
Hidalgo Market Restaurant	Sample	Sample Location # 1	May 2012	Grab	8/21/2012	6/30/2012	9/12/2012	74
Hidalgo Market Restaurant	Sample	Sample Location # 1	November 2012	Grab	1/16/2013	12/31/2012	1/30/2013	30
High Ridge Swim & Tennis Club	Sample	Sample Location # 1	July 2012	Grab	7/21/2012	8/31/2012	9/12/2012	12
Hord Crystal Corporation	Sample	Sample Location # 1	April 2012	Grab	4/18/2012	5/31/2012	6/7/2012	7
HP Services, Inc.	Sample	Sample Location # 1	April 2012	Grab	4/12/2012	5/31/2012	6/5/2012	5
Ink Solution	Sample	Sample Location # 1	April 2012	Grab	4/30/2012	5/31/2012	6/22/2012	22
Ink Solution	Sample	Sample Location # 1	October 2012	Grab	10/21/2012	11/30/2012	12/5/2012	5
J H Davis, LLC	Sample	Sample Location # 1	January 2012	Composite	1/31/2012	2/29/2012	3/9/2012	9
J.H. Lynch & Sons, Inc.	Sample	Sample Location # 1	October 2012	Composite	10/12/2012	11/30/2012	12/12/2012	12
J.H. Lynch & Sons, Inc.	Sample	Sample Location # 1	October 2012	Composite	10/19/2012	11/30/2012	12/12/2012	12
J.H. Lynch & Sons, Inc.	Sample	Sample Location # 1	October 2012	Composite	10/26/2012	11/30/2012	12/12/2012	12
JAR Bakers Supply	Sample	Sample Location # 1	October 2012	Grab	11/26/2012	11/30/2012	1/9/2013	40
John H. Collins & Sons Company	pH	Sample Location # 1	August 2012	Not Applicable	Not Applicable	9/30/2012	10/15/2012	15
John Rocchio Corporation	Sample	Sample Location # 1	April 2012	Grab	4/26/2012	5/31/2012	6/19/2012	19
John Rocchio Corporation	Sample	Sample Location # 1	May 2012	Grab	7/19/2012	6/30/2012	7/19/2012	19
K&W Webbing Company	Sample	Sample Location # 1	April 2012	Grab	4/23/2012	5/31/2012	6/1/2012	1
K&W Webbing Company	pH	Sample Location # 1	January 2012	Not Applicable	Not Applicable	3/1/2012	3/6/2012	5

**Bucklin Point
Late Reports - 2012**

Company	Report Type	Location	Month Satisfied	Sample Type	Sample Date	Due Date	Received Date	Days Late
K&W Webbing Company	pH	Sample Location # 1	March 2012	Not Applicable	Not Applicable	4/30/2012	5/3/2012	3
K&W Webbing Company	pH	Sample Location # 1	April 2012	Not Applicable	Not Applicable	5/30/2012	6/1/2012	2
K&W Webbing Company	pH	Sample Location # 1	May 2012	Not Applicable	Not Applicable	6/30/2012	7/9/2012	9
K&W Webbing Company	pH	Sample Location # 1	July 2012	Not Applicable	Not Applicable	8/30/2012	9/5/2012	6
K&W Webbing Company	pH	Sample Location # 1	September 2012	Not Applicable	Not Applicable	10/30/2012	11/7/2012	8
K&W Webbing Company	pH	Sample Location # 1	November 2012	Not Applicable	Not Applicable	12/30/2012	12/31/2012	1
Kenneth Castellucci & Associates, Inc.	Sample	Sample Location # 1	June 2012	Composite	6/20/2012	7/31/2012	7/31/2012	0
Lincoln Dental Associates, Inc.	Sample	Sample Location # 1	February 2012	Grab	4/4/2012	3/31/2012	4/6/2012	6
M & M NY System	Sample	Sample Location # 1	January 2012	Grab	6/15/2012	2/29/2012	7/2/2012	124
M & M NY System	Sample	Sample Location # 1	July 2012	Grab	8/13/2012	8/31/2012	9/27/2012	27
Madison Cutting Tool	Certification	Zero Discharge Certification	January 2012	Not Applicable	Not Applicable	3/1/2012	3/8/2012	7
Madison Cutting Tool	Certification	Zero Discharge Certification	March 2012	Not Applicable	Not Applicable	4/30/2012	5/9/2012	9
Madison Cutting Tool	Certification	Zero Discharge Certification	April 2012	Not Applicable	Not Applicable	5/30/2012	6/7/2012	8
Madison Cutting Tool	Certification	Zero Discharge Certification	June 2012	Not Applicable	Not Applicable	7/30/2012	8/2/2012	3
Madison Cutting Tool	Certification	Zero Discharge Certification	July 2012	Not Applicable	Not Applicable	8/30/2012	9/10/2012	11
Madison Cutting Tool	Certification	Zero Discharge Certification	September 2012	Not Applicable	Not Applicable	10/30/2012	11/9/2012	10
Madison Cutting Tool	Certification	Zero Discharge Certification	October 2012	Not Applicable	Not Applicable	11/30/2012	12/11/2012	11
Madison Cutting Tool	Certification	Zero Discharge Certification	December 2012	Not Applicable	Not Applicable	1/30/2013	2/1/2013	2
Main Street Market, Inc.	Sample	Sample Location # 1	January 2012	Grab	3/28/2012	2/29/2012	4/3/2012	34
Main Street Market, Inc.	Sample	Sample Location # 1	July 2012	Grab	8/30/2012	8/31/2012	10/11/2012	41
Mercury Print & Mail Company, Inc	Sample	Sample Location # 1	October 2012	Composite	10/31/2012	11/30/2012	12/4/2012	4
Michael Healy Designs, Inc.	Sample	Sample Location # 1	July 2012	Composite	7/25/2012	8/31/2012	9/4/2012	4
Michael's Meats	Sample	Sample Location # 1	January 2012	Grab	4/12/2012	2/29/2012	5/10/2012	71
Michael's Meats	Sample	Sample Location # 1	July 2012	Composite	9/6/2012	8/31/2012	10/22/2012	52
Microfibres, Inc.	Sample	Sample Location # 1	April 2012	Composite	4/17/2012	5/31/2012	5/31/2012	0
Microfibres, Inc.	Sample	Sample Location # 1	September 2012	Composite	9/11/2012	10/31/2012	11/1/2012	1
Microfibres, Inc.	pH	Sample Location # 1	April 2012	Not Applicable	Not Applicable	5/30/2012	5/31/2012	1
Microfibres, Inc.	pH	Sample Location # 1	September 2012	Not Applicable	Not Applicable	10/30/2012	11/1/2012	2
Mirror Image	Sample	Sample Location # 1	April 2012	Grab	8/8/2012	5/31/2012	8/23/2012	84
North American Salt & Fresh Fish Corp.	Sample	Sample Location # 1	July 2012	Grab	9/12/2012	8/31/2012	9/28/2012	28
Nuzzo Champion Stone Enterprises, Inc.	Sample	Sample Location # 1	January 2012	Grab	1/20/2012	2/29/2012	3/21/2012	21
Nuzzo Champion Stone Enterprises, Inc.	Sample	Sample Location # 1	July 2012	Grab	6/29/2012	8/31/2012	10/9/2012	39
Ozzie's Family Restaurant	Sample	Sample Location # 1	April 2012	Grab	7/24/2012	5/31/2012	7/24/2012	54
Packaging Concepts, Ltd.	Sample	Sample Location # 1	January 2012	Grab	1/31/2012	2/29/2012	3/7/2012	7
Packaging Concepts, Ltd.	Sample	Sample Location #2	January 2012	Grab	1/4/2012	2/29/2012	3/7/2012	7
Packaging Concepts, Ltd.	Sample	Sample Location #3	January 2012	Grab	1/4/2012	2/29/2012	3/7/2012	7
Paul G. Roque, DDS	Sample	Sample Location # 1	November 2012	Grab	11/30/2012	12/31/2012	1/14/2013	14
Paulo J. Darosa, D.D.S.	Certification	Dental BMP Certification	December 2012	Grab	12/31/2012	1/31/2013	2/4/2013	4
Pawtucket Lion Pizza, Inc.	Sample	Sample Location # 1	April 2012	Grab	7/30/2012	5/31/2012	8/16/2012	77

**Bucklin Point
Late Reports - 2012**

Company	Report Type	Location	Month Satisfied	Sample Type	Sample Date	Due Date	Received Date	Days Late
Pawtucket Lion Pizza, Inc.	Sample	Sample Location # 1	October 2012	Grab	1/3/2013	11/30/2012	1/17/2013	48
Pawtucket Power Associates	Sample	Sample Location # 3	July 2012	Grab	7/1/2012	8/31/2012	9/13/2012	13
Pawtucket Power Associates	Sample	Sample Location # 2	September 2012	Grab	9/12/2012	10/31/2012	11/28/2012	28
Pawtucket Power Associates	pH	Sample Location # 1	November 2012	Not Applicable	Not Applicable	12/30/2012	12/31/2012	1
Pawtucket Power Associates	pH	Sample Location # 2	November 2012	Not Applicable	Not Applicable	12/30/2012	12/31/2012	1
Pedro Teixeira, DDS	Certification	Dental BMP Certification	January 2012	Grab	3/22/2012	2/29/2012	3/22/2012	22
PMG Inc.	Sample	Sample Location # 1	July 2012	Grab	8/14/2012	8/31/2012	9/10/2012	10
Portola Tech International	Sample	Sample Location # 1	June 2012	Grab	8/20/2012	7/31/2012	8/23/2012	23
Providence Wire Creations, Inc. (Pawt)	Sample	Sample Location # 1	January 2012	Composite	1/31/2012	2/29/2012	3/16/2012	16
Providence Wire Creations, Inc. (Pawt)	Sample	Sample Location # 1	July 2012	Composite	7/31/2012	8/31/2012	9/28/2012	28
Rhode Island Textile Company	pH	Sample Location # 1	March 2012	Not Applicable	Not Applicable	4/30/2012	5/4/2012	4
Rhode Island Textile Company	pH	Sample Location # 1	September 2012	Not Applicable	Not Applicable	10/30/2012	11/13/2012	14
Rhode Island Textile Company	pH	Sample Location # 1	November 2012	Not Applicable	Not Applicable	12/30/2012	12/31/2012	1
Ribatejo	Sample	Sample Location # 1	January 2012	Grab	2/20/2012	2/29/2012	4/12/2012	43
Richline Group, Inc.	Sample	Sample Location # 1	June 2012	Composite	6/18/2012	7/31/2012	7/31/2012	0
Richline Group, Inc.	pH	Sample Location # 1	June 2012	Not Applicable	Not Applicable	7/30/2012	7/31/2012	1
Ronald Pratt Company, Inc.	Sample	Sample Location # 1	August 2012	Composite	8/31/2012	9/30/2012	10/10/2012	10
Ronald Pratt Company, Inc.	pH	Sample Location # 1	July 2012	Not Applicable	Not Applicable	8/30/2012	9/11/2012	12
Rumford Dental	Sample	Sample Location # 1	July 2012	Composite	7/31/2012	8/31/2012	9/12/2012	12
Russell S. Chin, DDS, Ltd.	Sample	Sample Location # 1	April 2012	Grab	6/15/2012	5/31/2012	6/29/2012	29
Save-A-Lot (Armistice Blvd)	Sample	Sample Location # 1	January 2012	Grab	4/12/2012	2/29/2012	4/12/2012	43
Shaydan Inc.	Sample	Sample Location # 1	October 2012	Grab	1/2/2013	11/30/2012	1/22/2013	53
Shaydan Inc.	Sample	Sample Location # 1	October 2012	Grab	1/9/2013	11/30/2012	1/22/2013	53
Shaydan Inc.	Sample	Sample Location # 1	October 2012	Grab	1/13/2013	11/30/2012	1/25/2013	56
Shaydan Inc.	Sample	Sample Location # 1	October 2012	Grab	1/16/2013	11/30/2012	1/25/2013	56
Simmering Soup, Inc.	Sample	Sample Location # 1	April 2012	Grab	6/18/2012	5/31/2012	7/17/2012	47
Simmering Soup, Inc.	Sample	Sample Location # 1	April 2012	Grab	7/11/2012	5/31/2012	8/1/2012	62
Simmering Soup, Inc.	Sample	Sample Location # 1	April 2012	Grab	10/4/2012	5/31/2012	10/19/2012	141
Stuart Manufacturing, LLC	pH	Sample Location # 2	March 2012	Not Applicable	Not Applicable	4/30/2012	5/1/2012	1
Stuart Manufacturing, LLC	pH	Sample Location # 2	July 2012	Not Applicable	Not Applicable	8/30/2012	9/4/2012	5
Stuart Manufacturing, LLC	pH	Sample Location # 2	August 2012	Not Applicable	Not Applicable	9/30/2012	10/3/2012	3
Stuart Manufacturing, LLC	pH	Sample Location # 2	November 2012	Not Applicable	Not Applicable	12/30/2012	1/7/2013	8
Summit Manufacturing Corporation	Sample	Sample Location # 1	August 2012	Composite	8/30/2012	9/30/2012	10/1/2012	1
Summit Manufacturing Corporation	Sample	Sample Location # 1	November 2012	Composite	11/28/2012	12/31/2012	1/2/2013	2
Summit Manufacturing Corporation	Sample	Sample Location # 7	November 2012	Grab	11/30/2012	12/31/2012	1/2/2013	2
Summit Manufacturing Corporation	pH	Sample Location # 1	August 2012	Not Applicable	Not Applicable	9/30/2012	10/1/2012	1
Summit Manufacturing Corporation	pH	Sample Location # 1	November 2012	Not Applicable	Not Applicable	12/30/2012	1/2/2013	3
Sunshine Market	Sample	Sample Location # 1	July 2012	Grab	8/9/2012	8/31/2012	9/10/2012	10
Tanury Industries	Sample	Sample Location # 5	October 2012	Grab	10/23/2012	11/30/2012	12/8/2012	8

**Bucklin Point
Late Reports - 2012**

Company	Report Type	Location	Month Satisfied	Sample Type	Sample Date	Due Date	Received Date	Days Late
Tavernias Grille	Sample	Sample Location # 1	April 2012	Grab	9/26/2012	5/31/2012	9/26/2012	118
Tavernias Grille	Sample	Sample Location # 1	April 2012	Grab	9/26/2012	5/31/2012	10/26/2012	148
Teknicote, Inc. (Cumberland)	Sample	Sample Location # 1	July 2012	Grab	7/25/2012	8/31/2012	9/12/2012	12
Teknicote, Inc. (Cumberland)	Sample	Sample Location # 2	July 2012	Grab	9/10/2012	8/31/2012	9/25/2012	25
Teknicote, Inc. (Cumberland)	Sample	Sample Location # 1	September 2012	Grab	10/22/2012	10/31/2012	10/31/2012	0
Teknicote, Inc. (Cumberland)	pH	Sample Location # 1	September 2012	Not Applicable	Not Applicable	10/30/2012	10/31/2012	1
Teknicote, Inc. (Cumberland)	pH	Sample Location # 2	September 2012	Not Applicable	Not Applicable	10/30/2012	10/31/2012	1
Teknicote, Inc. (Cumberland)	pH	Sample Location # 3	September 2012	Not Applicable	Not Applicable	10/30/2012	10/31/2012	1
Teknicote, Inc. (Cumberland)	pH	Sample Location # 4	September 2012	Not Applicable	Not Applicable	10/30/2012	10/31/2012	1
Teknor Apex Co.	Sample	Sample Location # 1	December 2012	Grab	12/3/2012	1/31/2013	1/31/2013	0
The French Tarte LLC	Sample	Sample Location # 1	October 2012	Grab	12/12/2012	11/30/2012	12/21/2012	21
Tiffany and Company	Sample	Sample Location # 1	April 2012	Composite	4/12/2012	5/31/2012	6/5/2012	5
Tiffany and Company	pH	Sample Location # 1	November 2012	Not Applicable	Not Applicable	12/30/2012	1/2/2013	3
Tracey Gear Inc.	Sample	Sample Location # 1	January 2012	Composite	1/31/2012	2/29/2012	3/8/2012	8
V. George Rustigian Rugs, Inc	pH	Sample Location # 1	August 2012	Not Applicable	Not Applicable	9/30/2012	10/3/2012	3
V. George Rustigian Rugs, Inc	pH	Sample Location # 2	August 2012	Not Applicable	Not Applicable	9/30/2012	10/3/2012	3
V. George Rustigian Rugs, Inc	pH	Sample Location # 3	August 2012	Not Applicable	Not Applicable	9/30/2012	10/3/2012	3
Water Works Car Wash	Sample	Sample Location # 1	January 2012	Grab	1/13/2012	2/29/2012	3/9/2012	9
Water Works Car Wash	Sample	Sample Location # 1	July 2012	Grab	7/29/2012	8/31/2012	9/7/2012	7
Water Works Car Wash	Sample	Sample Location # 1	July 2012	Grab	10/25/2012	8/31/2012	11/13/2012	74
Water Works Car Wash	Sample	Sample Location # 1	July 2012	Grab	11/1/2012	8/31/2012	11/19/2012	80
Water Works Car Wash	Sample	Sample Location # 1	July 2012	Grab	11/8/2012	8/31/2012	12/10/2012	101
Water Works Car Wash	Sample	Sample Location # 1	July 2012	Grab	11/15/2012	8/31/2012	12/10/2012	101
William B. Chan DMD	Sample	Sample Location # 2	October 2012	Grab	12/6/2012	11/30/2012	12/10/2012	10
William Naughton, DDS	Sample	Sample Location # 2	October 2012	Grab	12/6/2012	11/30/2012	12/6/2012	6
Xelapan Bakery and Convenience	Sample	Sample Location # 1	June 2012	Grab	8/8/2012	7/31/2012	8/29/2012	29

USER REQUIREMENTS

BUCKLIN POINT

**Bucklin Point
User Requirements - 2012**

Company	Submittal	Issue Date	Due Date	Received Date	Days Late
1537 Corporation	Permit Application	5/15/2012	6/12/2012	6/20/2012	8
A.E.E. Inc.	Pretreatment Plans	1/31/2012	2/29/2012	3/2/2012	2
A.T. Cross Company	Resampling Results for _____	5/24/2012	7/12/2012	6/12/2012	0
A.T. Cross Company	Toxic Organic/Solvent Mgt Plan	11/1/2012	11/30/2012	12/26/2012	26
A.T. Cross Company	Spill Control Plan	11/1/2012	11/30/2012	11/26/2012	0
A.T. Cross Company	Toxic Organic/Solvent Mgt Plan	12/12/2012	12/30/2012	12/11/2012	0
A.T. Cross Company	Spill Control Plan	12/12/2012	12/30/2012	12/11/2012	0
AJ Seabra Supermarkets	Resampling Results for _____	11/20/2012	1/20/2013	1/3/2013	0
AJ Seabra Supermarkets	Resampling Results for _____	11/20/2012	1/13/2013	11/16/2012	0
AJ Seabra Supermarkets	Resampling Results for _____	11/20/2012	1/6/2013	11/16/2012	0
AJ Seabra Supermarkets	Resampling Results for _____	11/20/2012	1/13/2013	11/16/2012	0
AJ Seabra Supermarkets	Resampling Results for _____	11/20/2012	1/20/2013	1/3/2013	0
AJ Seabra Supermarkets	Resampling Results for _____	11/20/2012	1/27/2013	1/4/2013	0
AJ Seabra Supermarkets	Resampling Results for _____	11/20/2012	1/6/2013	11/16/2012	0
AJ Seabra Supermarkets	Resampling Results for _____	11/20/2012	1/27/2013	1/4/2013	0
Accent Plating Company	Other	12/7/2012	1/7/2013	1/7/2013	0
Agawam Hunt	Permit Application	6/15/2012	8/16/2012	9/7/2012	22
Albion Court of Lincoln	Pretreatment Plans	5/16/2012	6/15/2012	6/5/2012	0
Allstate Restaurant Equipment	Permit Application	5/1/2012	5/29/2012	5/9/2012	0
America's Best Value Inn	Permit Application	8/31/2012	9/28/2012	9/24/2012	0
Amica Mutual Insurance Co. - 25	Permit Application	3/2/2012	3/30/2012	4/6/2012	7
Amica Mutual Insurance Co.-100	Permit Application	6/26/2012	7/24/2012	8/1/2012	8
Angelo's Pizza, Inc.	Permit Application	6/15/2012	7/31/2012	8/6/2012	6
Anjos Enterprises, Inc.	Permit Application	6/15/2012	7/16/2012	8/9/2012	24
Archie's Pizza	Permit Application	12/14/2012	1/16/2013	1/17/2013	1
Asia Restaurants, Inc.	Pretreatment Plans	5/11/2012	6/15/2012	5/24/2012	0
Aspen Aerogels Rhode Island, LLC	Other	11/9/2012	12/15/2012		61
Bernardo Manufacturing	Permit Application	3/13/2012	4/10/2012	4/2/2012	0
Blackstone Dental	Permit Application	10/5/2012	11/2/2012	12/11/2012	39
Blackstone Donuts	Permit Application	6/5/2012	7/3/2012	6/12/2012	0
Bliss Manufacturing	Permit Application	4/20/2012	5/31/2012	6/14/2012	14
Bliss Manufacturing	Resampling Results for _____	4/23/2012	5/30/2012	5/1/2012	0
Broadway Car Wash	Permit Application	8/9/2012	8/31/2012	8/31/2012	0
Bucci's Cafe' LLC	Permit Application	8/10/2012	9/7/2012	9/11/2012	4
Bucci's Cafe' LLC	Permit Application	10/10/2012	10/31/2012	11/15/2012	15
Buffalo Lincoln Associates, LLC	Permit Application	8/31/2012	9/28/2012	10/22/2012	24
Buford's Restaurant	Permit Application	12/18/2012	1/31/2013	1/14/2013	0
Bullard Abrasives Inc	Signed Permit	1/19/2012	2/15/2012	1/24/2012	0
Burger King - Cedar Avenue	Permit Application	11/16/2012	12/17/2012	11/28/2012	0
Cafe Sowa	Permit Application	3/2/2012	7/15/2012	11/5/2012	113
Canton Wok	Permit Application	4/12/2012	5/15/2012	7/19/2012	65
Canton Wok	Pretreatment Plans	8/8/2012	9/15/2012	11/23/2012	69
Canton Wok	Pretreatment Plans	11/28/2012	1/23/2013		22
Celtic Pub, Inc.	Permit Application	7/13/2012	8/31/2012	8/29/2012	0
Central Avenue Bakery	Resampling Results for _____	7/16/2012	8/31/2012	9/26/2012	26
Central Falls Detention Facility Corp.	Permit Application	6/12/2012	7/12/2012	8/8/2012	27
Chelo's Restaurant	Seal Floor Drains	10/31/2012	11/30/2012	11/28/2012	0
Chemart Company	Toxic Organic/Solvent Mgt Plan	8/17/2012	9/30/2012	9/6/2012	0
Chemart Company	Resampling Results for _____	9/14/2012	11/2/2012	10/10/2012	0
China Inn	Permit Application	11/9/2012	12/7/2012	1/14/2013	38
Cintas, Inc.	Analytical Results for _____	2/1/2012	3/15/2012	2/9/2012	0
Cintas, Inc.	Permit Application	6/29/2012	7/30/2012	7/30/2012	0
City of Pawtucket - Public Works	Permit Application	8/31/2012	10/5/2012	12/27/2012	83
Cityline Laundry	Permit Application	12/14/2012	1/16/2013	12/24/2012	0
Clockwork's Deli	Permit Application	12/18/2012	1/31/2013	2/1/2013	1
Coastal Collision & Towing, Inc.	Resampling Results for _____	4/30/2012	7/5/2012	8/8/2012	34
Coastal Collision & Towing, Inc.	Resampling Results for _____	4/30/2012	6/28/2012	8/8/2012	41
Coastal Collision & Towing, Inc.	Resampling Results for _____	4/30/2012	6/21/2012	6/14/2012	0

**Bucklin Point
User Requirements - 2012**

Company	Submittal	Issue Date	Due Date	Received Date	Days Late
Coastal Collision & Towing, Inc.	Resampling Results for _____	4/30/2012	6/14/2012	5/17/2012	0
Coastal Collision & Towing, Inc.	Resampling Results for _____	11/7/2012	1/13/2013		32
Coastal Collision & Towing, Inc.	Resampling Results for _____	11/7/2012	12/30/2012		46
Coastal Collision & Towing, Inc.	Resampling Results for _____	11/7/2012	12/23/2012	1/17/2013	25
Coastal Collision & Towing, Inc.	Resampling Results for _____	11/7/2012	1/6/2013		39
Community Ctr Grupo Amigos Da Terceira	Permit Application	10/16/2012	11/16/2012	12/5/2012	19
Continental Plastics & Packaging	Other	10/29/2012	11/16/2012	11/26/2012	10
Costigan - O'Neill Funeral Home	Permit Application	4/13/2012	5/31/2012	6/8/2012	8
Crown Collision Center	Analytical Results for _____	3/21/2012	4/25/2012	4/10/2012	0
Crown Collision Center	Analytical Results for _____	7/27/2012	8/31/2012	8/15/2012	0
Cuisine Del Mar	Permit Application	6/5/2012	7/3/2012	7/9/2012	6
Cumberland House of Pizza	Permit Application	5/15/2012	6/12/2012	5/24/2012	0
DIP, Inc.	Permit Application	1/13/2012	2/29/2012	5/11/2012	72
Dave's Marketplace	Permit Application	10/5/2012	10/2/2012	10/25/2012	23
David London and Company	Permit Application	1/20/2012	2/17/2012	2/2/2012	0
David London and Company	Sign & Return Report	2/28/2012	3/13/2012	3/2/2012	0
David London and Company	Sign & Return Report	8/15/2012	8/31/2012	8/20/2012	0
Denison Pharmaceuticals Inc.	Permit Application	1/10/2012	2/10/2012	7/9/2012	150
Denison Pharmaceuticals Inc.	Resampling Results for _____	4/9/2012	5/31/2012	4/25/2012	0
Denison Pharmaceuticals Inc.	Resampling Results for _____	4/25/2012	6/15/2012	6/18/2012	3
Denison Pharmaceuticals Inc.	Resampling Results for _____	5/22/2012	7/13/2012	8/7/2012	25
Denison Pharmaceuticals, Inc. (Lincoln)	Toxic Organic/Solvent Mgt Plan	3/23/2012	5/30/2012	4/20/2012	0
Denison Pharmaceuticals, Inc. (Lincoln)	Spill Control Plan	3/23/2012	5/30/2012	4/20/2012	0
Denison Pharmaceuticals, Inc. (Lincoln)	Other	3/23/2012	6/30/2012	6/18/2012	0
Denison Pharmaceuticals, Inc. (Lincoln)	Other	3/23/2012	5/30/2012	4/20/2012	0
Denison Pharmaceuticals, Inc. (Lincoln)	Resampling Results for _____	6/25/2012	8/24/2012	7/6/2012	0
Denison Pharmaceuticals, Inc. (Lincoln)	Resampling Results for _____	6/25/2012	8/24/2012	7/6/2012	0
Denison Pharmaceuticals, Inc. (Lincoln)	Resampling Results for _____	8/21/2012	9/25/2012	9/10/2012	0
Denison Pharmaceuticals, Inc. (Lincoln)	Resampling Results for _____	10/31/2012	12/21/2012	12/10/2012	0
Denison Pharmaceuticals, Inc. (Lincoln)	Resampling Results for _____	10/31/2012	12/21/2012	12/10/2012	0
Diffley & Daughters Septic	Permit Application	5/15/2012	6/12/2012	8/29/2012	78
Domino's Pizza (Newport Ave.)	Repair Grease Trap	1/18/2012	2/15/2012	3/5/2012	19
East Providence Cinemas	Permit Application	3/23/2012	4/30/2012	7/10/2012	71
East Side Checker Club	Permit Application	6/15/2012	7/16/2012	9/21/2012	67
Ecological Fibers, Inc.	Other	11/28/2012	12/31/2012	12/18/2012	0
Ecological Fibers, Inc.	Other	12/19/2012	1/31/2013	1/24/2013	0
El Paisa Restaurant, Inc.	Permit Application	6/5/2012	7/3/2012	6/12/2012	0
Enrico Caruso Society	Permit Application	10/9/2012	11/7/2012	11/7/2012	0
Everybody's Favorite Family Restaurant	Permit Application	8/10/2012	9/7/2012	8/24/2012	0
Excellent Coffee Company	Permit Application	8/31/2012	9/28/2012	9/21/2012	0
Fallon Memorial Elementary School	Process Plans	11/8/2012	11/30/2012	1/4/2013	35
Fallon Memorial Elementary School	Permit Application	11/8/2012	11/30/2012	12/14/2012	14
Filibuster Club	Permit Application	8/31/2012	9/28/2012	10/1/2012	3
Frank Lizotte's Glass Co., Inc.	Permit Application	6/22/2012	7/20/2012	7/27/2012	7
Frank Lizotte's Glass Co., Inc.	Signed Permit	12/27/2012	1/20/2013	1/18/2013	0
Galway Bay	Permit Application	1/13/2012	2/29/2012	3/23/2012	23
Garrison Confections	Permit Application	3/8/2012	4/15/2012	6/22/2012	68
Garrison Confections	Process Plans	7/13/2012	8/15/2012	10/4/2012	50
General Cable Industries, LLC	Permit Application	10/5/2012	11/2/2012	10/25/2012	0
General Cable Industries, LLC	Permit Application	11/15/2012	11/30/2012	11/29/2012	0
George's Neighborhood Grill	Permit Application	7/13/2012	8/31/2012	10/3/2012	33
Georgia's Restaurant Ltd.	Permit Application	4/6/2012	5/7/2012	5/3/2012	0
Great Taste	Permit Application	8/28/2012	9/18/2012	9/11/2012	0
Greek Oven Pizza and Wings	Permit Application	8/17/2012	9/30/2012	10/29/2012	29
Greek Oven Pizza and Wings	Pretreatment Plans	12/3/2012	12/31/2012		45
Gripnail Corporation	Permit Application	6/12/2012	7/12/2012	7/2/2012	0
Gripnail Corporation	Signed Permit	12/18/2012	1/31/2013	12/27/2012	0
Harris Industries, Inc.	Permit Application	11/16/2012	12/28/2012	1/11/2013	14

**Bucklin Point
User Requirements - 2012**

Company	Submittal	Issue Date	Due Date	Received Date	Days Late
Hasbro, Inc. - Executive Offices	Permit Application	6/12/2012	7/31/2012	8/15/2012	15
Holiday Retirement Home, Inc.	Permit Application	6/5/2012	7/3/2012	7/5/2012	2
Homestead Baking Company	Permit Application	6/15/2012	7/16/2012	7/16/2012	0
Hope Buffington Packaging Group	Permit Application	10/16/2012	11/16/2012	10/24/2012	0
Hope Global	Permit Application	1/13/2012	2/22/2012	1/27/2012	0
Hot Spot LLC	Permit Application	4/13/2012	5/11/2012	5/23/2012	12
House of Pizza	Permit Application	12/4/2012	1/5/2013	12/13/2012	0
Imperial Packaging Corporation	Process Plans	11/19/2012	12/14/2012	12/27/2012	13
Imperial Packaging Corporation	Permit Application	11/19/2012	12/14/2012	12/27/2012	13
International Accessories	Permit Application	1/13/2012	2/22/2012	2/1/2012	0
Interplex Engineered Products, Inc.	Other	10/11/2012	11/16/2012	10/26/2012	0
J and K Restaurant	Other	8/22/2012	9/24/2012	11/14/2012	51
J.A.R. Beverage Inc.	Permit Application	12/7/2012	1/14/2013	1/22/2013	8
Jan Co. Central	Permit Application	11/16/2012	12/17/2012	1/7/2013	21
Jan Co. Central, Inc.	Permit Application	11/16/2012	12/17/2012	1/7/2013	21
Johnston Donuts, Inc.	Permit Application	10/5/2012	11/2/2012	11/30/2012	28
Jose' Chardiet Studio	Permit Application	10/5/2012	11/3/2012	11/13/2012	10
Katrina's Country Kitchen	Permit Application	2/22/2012	3/31/2012	4/3/2012	3
Katrina's Country Kitchen	Pretreatment Plans	4/20/2012	5/18/2012	5/22/2012	4
Kindred Transitional Care and Rehab	Permit Application	7/13/2012	8/31/2012	9/21/2012	21
Lane Foods, Inc.	Permit Application	11/9/2012	12/10/2012	11/15/2012	0
Leedon Webbing Co., Inc.	Process Plans	1/27/2012	2/24/2012	2/15/2012	0
Leedon Webbing Co., Inc.	Permit Application	1/27/2012	2/24/2012	2/15/2012	0
Leedon Webbing Co., Inc.	Process Plans	3/15/2012	3/30/2012	4/3/2012	4
Leedon Webbing Co., Inc.	Spill Control Plan	4/20/2012	5/21/2012	5/14/2012	0
Leedon Webbing Co., Inc.	Toxic Organic/Solvent Mgt Plan	4/20/2012	5/21/2012	5/14/2012	0
Li Lai Wok (Central Ave.)	Repair Grease Trap	2/3/2012	2/29/2012	3/21/2012	21
Li Lai Wok (Central Ave.)	Repair Grease Trap	3/21/2012	4/18/2012	3/29/2012	0
Li Lai Wok (Central Ave.)	Repair Grease Trap	4/12/2012	4/30/2012	4/26/2012	0
Lindsay Ciombor Brislin, DMD	Permit Application	12/7/2012	1/11/2013	12/18/2012	0
Liquid Blue	Permit Application	3/2/2012	3/30/2012	3/23/2012	0
Lonsdale Donuts	Permit Application	7/13/2012	8/31/2012	9/11/2012	11
M & M NY System	Permit Application	2/3/2012	3/31/2012	2/9/2012	0
MILLER'S AUTO BODY	Permit Application	5/10/2012	5/25/2012	6/20/2012	26
Main Street Market, Inc.	Permit Application	10/9/2012	11/7/2012	10/12/2012	0
Materion Technical Materials, Inc.	Resampling Results for _____	2/6/2012	3/23/2012	3/13/2012	0
McDonald's - Armistice Blvd.	Permit Application	12/4/2012	1/28/2013	12/21/2012	0
McDonald's - Lincoln Mall	Permit Application	12/14/2012	1/18/2013	2/4/2013	17
Mei King Restaurant	Permit Application	4/13/2012	5/11/2012	4/20/2012	0
Michael Perri & Sons, Inc.	Permit Application	3/1/2012	4/15/2012	3/26/2012	0
Microfibres, Inc.	Permit Application	1/20/2012	2/17/2012	2/17/2012	0
Microfibres, Inc.	Other	7/1/2012	7/30/2012	8/17/2012	18
Microfibres, Inc.	Other	7/1/2012	10/30/2012	10/25/2012	0
Microfibres, Inc.	Other	7/1/2012	1/30/2013	1/28/2013	0
Mirror Image	Sign & Return Report	10/9/2012	10/31/2012	1/24/2013	85
Modern Diner	Permit Application	6/5/2012	7/3/2012	6/25/2012	0
Mr. USA Cleaners	Permit Application	6/12/2012	7/31/2012	6/27/2012	0
Mulhearn's Pub	Permit Application	5/15/2012	6/12/2012	5/25/2012	0
Name TBD (Ameth Alzate)	Permit Application	1/12/2012	2/1/2012	2/14/2012	13
Name TBD (Ameth Alzate)	Permit Application	2/27/2012	3/15/2012	4/2/2012	18
New England Linen Supply, Inc.	Other	7/6/2012	7/31/2012	8/6/2012	6
New England Linen Supply, Inc.	Resampling Results for _____	10/12/2012	11/30/2012	11/27/2012	0
Nuts 'N More	Process Plans	11/29/2012	12/30/2012	1/15/2013	16
Nuts 'N More	Permit Application	11/29/2012	12/30/2012	1/16/2013	17
Nuts 'N More	Pretreatment Plans	11/29/2012	12/30/2012	1/16/2013	17
Olly's Pizza	Permit Application	8/10/2012	9/7/2012	11/7/2012	61
Osram Sylvania, Inc.	Resampling Results for _____	11/28/2012	1/16/2013	12/24/2012	0
P & G Bowling, Inc.	Pretreatment Plans	3/26/2012	4/23/2012	5/14/2012	21

**Bucklin Point
User Requirements - 2012**

Company	Submittal	Issue Date	Due Date	Received Date	Days Late
P & G Bowling, Inc.	Permit Application	6/26/2012	7/24/2012	7/25/2012	1
Packaging Concepts, Ltd.	Permit Application	8/10/2012	9/8/2012	8/30/2012	0
Packaging Concepts, Ltd.	Toxic Organic/Solvent Mgt Plan	8/23/2012	9/30/2012	9/25/2012	0
Packaging Concepts, Ltd.	Other	8/23/2012	9/30/2012	9/25/2012	0
Panaderia El Antojo, Inc.	Permit Application	1/10/2012	3/27/2012	2/8/2012	0
Pawtucket Power Associates	Engineering Study	6/13/2012	6/30/2012	6/29/2012	0
Pawtucket Power Associates	Engineering Study	7/30/2012	8/15/2012	8/17/2012	2
Philopateert L.L.C.	Permit Application	11/9/2012	12/7/2012	12/21/2012	14
Piezoni's	Permit Application	4/25/2012	5/23/2012	6/20/2012	28
Piezoni's	Pretreatment Plans	4/25/2012	5/23/2012	6/20/2012	28
Pizzaworks	Pretreatment Plans	4/17/2012	5/15/2012	5/22/2012	7
Precision Dermatology	Resampling Results for _____	4/23/2012	6/11/2012	5/16/2012	0
Precision Dermatology	Resampling Results for _____	10/15/2012	12/3/2012	11/13/2012	0
Precision Dermatology	Resampling Results for _____	11/19/2012	1/7/2013	12/12/2012	0
Precision Harley - Davidson, Inc.	Resampling Results for _____	12/5/2012	2/10/2013		4
Precision Harley - Davidson, Inc.	Resampling Results for _____	12/5/2012	1/20/2013	1/24/2013	4
Precision Harley - Davidson, Inc.	Resampling Results for _____	12/5/2012	1/27/2013	2/1/2013	5
Precision Harley - Davidson, Inc.	Resampling Results for _____	12/5/2012	2/3/2013	2/7/2013	4
Providence Braid Co., Inc.	Permit Application	10/5/2012	11/2/2012	11/5/2012	3
Providence Metallizing Company, Inc.	Permit Application	2/10/2012	3/9/2012	2/21/2012	0
Providence Metallizing Company, Inc.	Permit Application	2/28/2012	4/9/2012	4/10/2012	1
Raheb Restaurant, Inc.	Permit Application	1/13/2012	2/29/2012	2/28/2012	0
Rand Whitney Southeast Container, LLC	Resampling Results for _____	5/8/2012	6/29/2012	6/6/2012	0
Rand Whitney Southeast Container, LLC	Permit Application	12/7/2012	1/5/2013	12/14/2012	0
Ray Plante & Sons, Inc.	Permit Application	3/2/2012	3/30/2012	4/23/2012	24
Restaurante Serra Da Estrela	Permit Application	8/31/2012	9/28/2012	11/5/2012	38
Riverside Diner	Permit Application	11/9/2012	12/7/2012		69
Ronald Pratt Company, Inc.	Resampling Results for _____	2/17/2012	4/6/2012	2/28/2012	0
Ronald Pratt Company, Inc.	Resampling Results for _____	2/28/2012	4/20/2012	5/30/2012	40
Rumford Dental	Permit Application	3/23/2012	4/30/2012	3/20/2012	0
Shaydan Inc.	Resampling Results for _____	10/31/2012	12/28/2012	1/22/2013	25
Shaydan Inc.	Resampling Results for _____	10/31/2012	1/11/2013	1/25/2013	14
Shaydan Inc.	Resampling Results for _____	10/31/2012	12/21/2012	1/22/2013	32
Shaydan Inc.	Resampling Results for _____	10/31/2012	1/4/2013	1/22/2013	18
Simmering Soup, Inc.	Resampling Results for _____	4/25/2012	5/25/2012	7/16/2012	52
Simmering Soup, Inc.	Pretreatment Plans	6/22/2012	7/31/2012	7/16/2012	0
Simmering Soup, Inc.	Other	6/22/2012	7/31/2012	7/16/2012	0
Simmering Soup, Inc.	Pretreatment Plans	11/7/2012	12/15/2012	12/13/2012	0
Spring House Chinese	Permit Application	2/24/2012	3/23/2012	3/12/2012	0
Summit Manufacturing Corporation	Resampling Results for _____	2/17/2012	4/6/2012	3/28/2012	0
Summit Manufacturing Corporation	Other	12/7/2012	1/7/2013	1/7/2013	0
Sunoco, Inc. (R&M)	Permit Application	3/1/2012	4/15/2012	3/23/2012	0
Super Dragon	Permit Application	4/6/2012	5/7/2012	5/15/2012	8
Tanury Industries	Permit Application	8/31/2012	9/28/2012	9/6/2012	0
Tanury Industries	Resampling Results for _____	8/31/2012	10/15/2012	10/30/2012	15
Tanya Creations, Inc.	Spill Control Plan	9/6/2012	10/1/2012	9/26/2012	0
Tanya Creations, Inc.	Signed Permit	9/6/2012	10/1/2012	9/26/2012	0
Tanya Creations, Inc.	Toxic Organic/Solvent Mgt Plan	9/6/2012	10/1/2012	9/26/2012	0
Tedor Pharma Inc.	Replumb Cooling Water	4/12/2012	5/4/2012	5/4/2012	0
Tedor Pharma Inc.	Spill Control Plan	4/13/2012	5/18/2012	5/17/2012	0
Tedor Pharma Inc.	Spill Control Plan	5/21/2012	5/30/2012	5/29/2012	0
Tedor Pharma Inc.	Spill Control Plan	5/29/2012	6/1/2012	5/31/2012	0
Tedor Pharma Inc.	Resampling Results for _____	6/1/2012	10/31/2012	9/7/2012	0
Tedor Pharma Inc.	Spill Control Plan	6/6/2012	6/8/2012	6/11/2012	3
Teknicote, Inc. (Cumberland)	Resampling Results for _____	6/28/2012	8/24/2012	10/16/2012	53
Teknicote, Inc. (Cumberland)	Resampling Results for _____	9/24/2012	11/23/2012	10/16/2012	0
Teknicote, Inc. (Cumberland)	Resampling Results for _____	9/24/2012	11/23/2012	10/16/2012	0
Teknicote, Inc. (Cumberland)	Resampling Results for _____	10/23/2012	12/14/2012	12/3/2012	0

**Bucklin Point
User Requirements - 2012**

Company	Submittal	Issue Date	Due Date	Received Date	Days Late
Teknicote, Inc. (Cumberland)	Permit Application	12/4/2012	12/30/2012	12/3/2012	0
Teknor Apex - Mendon	Permit Application	2/3/2012	3/2/2012	3/9/2012	7
Texcel Industries, Inc.	Toxic Organic/Solvent Mgt Plan	5/15/2012	6/14/2012	6/4/2012	0
Texcel Industries, Inc.	Spill Control Plan	5/15/2012	6/14/2012	5/22/2012	0
The Car Store, Inc.	Permit Application	10/9/2012	11/7/2012	11/2/2012	0
The Children's Workshop	Permit Application	11/2/2012	11/30/2012	11/9/2012	0
The Mansion, Inc.	Permit Application	7/13/2012	8/31/2012	7/25/2012	0
The Newport Deck	Permit Application	2/3/2012	3/15/2012	2/21/2012	0
Tiffany and Company	Process Plans	5/10/2012	5/25/2012	5/11/2012	0
Tiffany and Company	Process Plans	6/15/2012	6/30/2012	6/29/2012	0
Tiffany and Company	Permit Application	10/9/2012	11/30/2012	11/1/2012	0
Tiffany and Company	Permit Application	10/9/2012	11/6/2012	11/1/2012	0
Tiffany and Company	Permit Application	11/26/2012	11/30/2012	12/5/2012	5
Tommy's Lounge	Permit Application	1/13/2012	2/10/2012	2/23/2012	13
Truex, Inc.	Toxic Organic/Solvent Mgt Plan	9/7/2012	9/30/2012	9/12/2012	0
Verizon - BV	Permit Application	2/28/2012	3/26/2012	3/23/2012	0
Water Works Car Wash	Resampling Results for _____	9/10/2012	10/29/2012	11/13/2012	15
Water Works Car Wash	Resampling Results for _____	9/10/2012	11/5/2012	11/19/2012	14
Water Works Car Wash	Resampling Results for _____	9/10/2012	11/12/2012	12/10/2012	28
Water Works Car Wash	Resampling Results for _____	9/10/2012	11/19/2012	12/10/2012	21
Zaccagnini's Pastry Shoppe	Permit Application	6/5/2012	7/3/2012	8/9/2012	37

ATTACHMENT VOLUME II

SECTION 10

***POTW, SEPTAGE, AND RIVER
MONITORING DATA***

INFLUENT LOADING DATA

FIELD'S POINT

Field's Point Influent Metals 2012
all analyses in ppb

Date	Day of the Week	Influent Flow	Cd (ppb)	Cr (ppb)	Cu (ppb)	Pb (ppb)	Hg (ppt)	Ni (ppb)	Ag (ppb)	Zn (ppb)	CN (ppb)
1/3/2012	Tuesday	40.22	<2.5	<10	29.2	<10	33.8	19.5	<4	81.9	6.6
1/4/2012	Wednesday	39.48	<2.5	<10	31	<10	29.9	15	<4	76.9	6.9
1/10/2012	Tuesday	38.77	<2.5	48.5	24.7	<10	28.0	16.9	<4	69.3	10.8
1/11/2012	Wednesday	39.96	<2.5	17.7	28	<10	37.8	19	<4	83.4	8.4
1/17/2012	Tuesday	46.40	<2.5	17.4	31.8	<10	35.6	19.2	<4	85.2	11.8
1/18/2012	Wednesday	38.87	<2.5	19.6	36.7	<10	40.4	23.9	<4	107.0	7.9
1/24/2012	Tuesday	50.36	<2.5	11	34.1	<10	26.9	20	<4	85.3	12.5
1/25/2012	Wednesday	41.12	<2.5	29.4	35.7	10.1	32.8	21.3	<4	87.6	10.0
1/31/2012	Tuesday	42.87	<2.5	11.9	36.8	<10	25.3	17.7	<4	82.9	9.8
2/1/2012	Wednesday	41.50	<2.5	<10	39.4	<10	26.0	20.6	<4	52.8	9.3
2/7/2012	Tuesday	39.68	<2.5	11.1	38.1	<10	34.0	26.4	<4	78.4	8.1
2/8/2012	Wednesday	39.91	<2.5	12.3	36.4	<10	54.1	31.3	<4	82.8	8.6
2/14/2012	Tuesday	36.83	<2.5	<10	37.6	<10	32.5	22.8	<4	72.5	5.5
2/15/2012	Wednesday	37.03	<2.5	<10	29.8	<10	79.7	23	<4	79.2	6.5
2/21/2012	Tuesday	36.24	<2.5	<10	37.1	<10	42.8	24.5	<4	92.2	11.5
2/22/2012	Wednesday	36.57	2.7	11.9	48.8	<10	45.2	48.8	<4	145.0	13.3
2/28/2012	Tuesday	34.72	<2.5	<10	28.6	<10	30.3	23.7	<4	65.0	7.0
2/29/2012	Wednesday	49.76	<2.5	17.7	40.4	<10	89.8	20.5	<4	110.0	20.7
3/6/2012	Tuesday	39.71	<2.5	14.2	32.2	<10	30.0	22.8	<4	71.1	8.7
3/7/2012	Wednesday	39.57	<2.5	12.9	32	<10	26.0	22.7	<4	72.7	10.8
3/13/2012	Tuesday	37.68	<2.5	<10	40	<10	180.0	41.2	<4	86.0	7.0
3/14/2012	Wednesday	35.78	<2.5	<10	31.8	<10	123.0	19.1	<4	76.4	8.0
3/20/2012	Tuesday	34.60	4.1	31.7	48.7	<10	62.0	37.2	<4	110.0	11.2
3/21/2012	Wednesday	36.26	3.8	16	44.7	<10	33.3	54.9	<4	118.0	14.5
3/27/2012	Tuesday	32.31	<2.5	<10	36.5	<10	34.7	38.7	<4	103.0	15.9
3/28/2012	Wednesday	37.74	<2.5	<10	42.9	11.7	60.1	29.3	<4	138.0	9.1
4/3/2012	Tuesday	35.13	<2.5	24.7	26.4	<10	35.5	24.6	<4	71.8	5.7
4/4/2012	Wednesday	33.10	<2.5	21.2	37.5	<10	49.6	34.5	<4	96.8	14.5
4/10/2012	Tuesday	33.49	<2.5	<10	56.7	<10	38.2	29.5	<4	102.0	10.8
4/11/2012	Wednesday	31.91	<2.5	12.5	48.4	<10	28.8	27	<4	100.0	9.0
4/17/2012	Tuesday	31.59	<2.5	10	43.1	<10	32.6	23.9	<4	88.9	9.2
4/18/2012	Wednesday	32.11	<2.5	<10	32.1	<10	29.7	23.9	<4	94.9	9.0
4/24/2012	Tuesday	61.07	<2.5	<10	26.5	<10	24.9	15.9	<4	62.0	8.4
4/25/2012	Wednesday	61.57	<2.5	<10	29.1	<10	23.6	21.6	<4	65.7	10.0
5/1/2012	Tuesday	50.42	<2.5	<10	71.9	14.7	34.5	15.3	<4	94.8	8.9
5/2/2012	Wednesday	44.40	<2.5	<10	35.7	<10	25.8	15.8	<4	68.5	7.1
5/8/2012	Tuesday	42.60	4.8	12.3	46.3	<10	33.3	34.2	<4	163.0	7.7
5/9/2012	Wednesday	64.01	<2.5	<10	48.3	22.5	44.7	18.5	<4	113.0	5.3
5/15/2012	Tuesday	50.28	<2.5	<10	39.4	11.2	33.1	19.0	<4	101.0	8.9

Field's Point Influent Metals 2012
all analyses in ppb

Date	Day of the Week	Influent Flow	Cd (ppb)	Cr (ppb)	Cu (ppb)	Pb (ppb)	Hg (ppt)	Ni (ppb)	Ag (ppb)	Zn (ppb)	CN (ppb)
5/16/2012	Wednesday	58.11	<2.5	<10	32.5	12.2	34.8	20.6	<4	72.6	8.3
5/22/2012	Tuesday	52.78	<2.5	<10	34.7	<10	38.9	14.9	<4	96.9	8.0
5/23/2012	Wednesday	41.06	<2.5	<10	32.2	<10	85.0	22.0	<4	77.9	8.8
5/29/2012	Tuesday	38.73	<2.5	<10	32.2	<10	32.4	17.3	<4	87.2	7.0
5/30/2012	Wednesday	35.60	<2.5	<10	33.6	<10	57.7	17.2	<4	71.6	5.6
6/5/2012	Tuesday	36.36	<2.5	<10	25.9	<10	81.6	17.3	<4	55.5	8.5
6/6/2012	Wednesday	51.17	<2.5	<10	36	15.7	40.5	17.2	<4	95.2	4.8
6/12/2012	Tuesday	38.72	<2.5	<10	38.3	<10	123.0	17.9	<4	70.4	11.3
6/13/2012	Wednesday	49.11	<2.5	17.9	54.6	15.7	44.1	27	<4	101.0	11.1
6/19/2012	Tuesday	34.33	<2.5	<10	42.2	<10	46.1	25.9	<4	81.9	8.0
6/20/2012	Wednesday	36.78	<2.5	<10	43.5	<10	34.6	27.6	<4	94.1	10.3
6/26/2012	Tuesday	57.32	<2.5	<10	49.9	13.6	42.9	23.3	13.5	75.0	9.1
6/27/2012	Wednesday	48.98	<2.5	<10	39.4	<10	21.0	20.2	<4	90.6	8.0
7/3/2012	Tuesday	36.90	<2.5	<10	27.9	<10	37.6	19.5	<4	81.4	7.4
7/4/2012	Wednesday	36.25	<2.5	<10	34.1	<10	112.0	<10	<4	69.1	7.1
7/10/2012	Tuesday	35.02	<2.5	<10	45.1	12.1	93.4	16.3	<4	102.0	8.3
7/11/2012	Wednesday	32.18	<2.5	<10	40	<10	31.0	20	<4	110.0	9.0
7/17/2012	Tuesday	39.37	<2.5	<10	44.8	18.2	54.9	24.7	<4	103.0	5.7
7/18/2012	Wednesday	48.67	<2.5	<10	69.4	48	185.0	22.9	<4	163.0	7.1
7/24/2012	Tuesday	38.73	<2.5	14.5	47	20.5	42.7	19	<4	113.0	6.7
7/25/2012	Wednesday	32.10	<2.5	<10	36.8	<10	25.3	19.2	<4	96.4	6.0
7/31/2012	Tuesday	46.90	<2.5	13.3	27.6	<10	31.2	16.9	<4	109.0	5.2
8/1/2012	Wednesday	35.38	<2.5	13.1	37.6	<10	41.2	15.9	<4	108.3	6.6
8/7/2012	Tuesday	33.02	<2.5	23.2	47.8	11.3	47.1	28.4	<4	131.1	6.9
8/8/2012	Wednesday	32.08	<2.5	17.1	40.3	<10	27.7	16.8	<4	100.0	8.6
8/14/2012	Tuesday	33.70	<2.5	<10	36.7	<10	37.9	20.4	<4	88.0	8.5
8/15/2012	Wednesday	63.52	<2.5	<10	33.6	16.64	44.7	28.29	<4	71.4	5.4
8/21/2012	Tuesday	34.60	<2.5	<10	49.27	<10	29.9	29.75	<4	112.3	4.5
8/22/2012	Wednesday	32.96	<2.5	<10	44.39	<10	54.4	25.95	<4	120.8	6.1
8/28/2012	Tuesday	40.42	3.081	12.99	42.74	17.05	84.6	27.72	<4	130.5	8.5
8/29/2012	Wednesday	35.83	<2.5	<10	34.13	<10	31.1	21.81	<4	82.3	7.5
9/4/2012	Tuesday	54.93	<2.5	<10	41.54	12.17	86.9	13.33	<4	90.3	6.8
9/5/2012	Wednesday	56.17	<2.5	<10	43.35	22.84	47.4	27.91	6.383	98.1	10.1
9/11/2012	Tuesday	32.97	2.986	<10	45.25	<10	66.3	31.14	7.161	96.9	30.0
9/12/2012	Wednesday	33.63	3.41	<10	40	<10	23.4	42.78	<4	94.8	6.5
9/18/2012	Tuesday	45.86	<2.5	<10	50.44	14.54	59.6	23.57	<4	115.9	4.9
9/19/2012	Wednesday	53.51	<2.5	<10	35.27	11.29	31.8	15.99	<4	73.8	5.0
9/25/2012	Tuesday	32.77	<2.5	12.59	33.71	<10	30.8	57.31	<4	103.4	7.4
9/26/2012	Wednesday	32.76	<2.5	<10	37.65	<10	34.2	28.46	4.291	112.9	8.7

Field's Point Influent Metals 2012
all analyses in ppb

Date	Day of the Week	Influent Flow	Cd (ppb)	Cr (ppb)	Cu (ppb)	Pb (ppb)	Hg (ppt)	Ni (ppb)	Ag (ppb)	Zn (ppb)	CN (ppb)
10/2/2012	Tuesday	43.21	<2.5	<10	43.7	<10	23.2	18.17	<4	92.6	5.8
10/3/2012	Wednesday	33.20	<2.5	<10	45.74	<10	23.5	25.22	<4	89.8	6.0
10/9/2012	Tuesday	31.96	<2.5	<10	43.4	<10	46.9	17.15	<4	96.9	9.6
10/10/2012	Wednesday	41.60	<2.5	<10	42.47	10.08	48.8	18.56	<4	105.2	9.7
10/16/2012	Tuesday	32.25	<2.5	<10	65.47	<10	83.4	25.47	<4	148.5	7.1
10/17/2012	Wednesday	31.77	<2.5	<10	47.9	<10	142.0	20.42	<4	98.8	7.4
10/23/2012	Tuesday	33.61	<2.5	<10	45.78	<10	70.1	20.35	<4	110.6	10.0
10/24/2012	Wednesday	33.42	<2.5	<10	36.98	<10	29.9	16.76	<4	102.3	7.6
10/30/2012	Tuesday	65.32	<2.5	<10	32.27	11.58	35.0	15.8	<4	94.3	7.2
10/31/2012	Wednesday	62.39	<2.5	<10	29.4	<10	33.6	18.86	<4	71.4	8.0
11/6/2012	Tuesday	37.26	<2.5	<10	29.88	<10	32.4	11.97	<4	74.8	12.3
11/7/2012	Wednesday	46.92	<2.5	10.21	34.89	<10	40.1	14.71	<4	89.1	5.2
11/13/2012	Tuesday	48.11	<2.5	10.31	49.36	15.24	39.4	34.14	<4	122.1	6.2
11/14/2012	Wednesday	35.74	<2.5	<10	53.12	<10	31.0	41.65	<4	111.7	9.1
11/20/2012	Tuesday	33.9	<2.5	<10	36.32	<10	35.1	15.89	<4	71.8	8.7
11/21/2012	Wednesday	31.63	<2.5	<10	43.69	<10	34.0	30.55	<4	92.2	6.7
11/27/2012	Tuesday	37.77	<2.5	<10	51.42	<10	44.7	22.5	<4	92.1	9.6
11/28/2012	Wednesday	31.52	<2.5	<10	37.8	<10	26.7	15.92	<4	69.0	8.6
11/29/2012	Thursday	33.39					39.6				
12/4/2012	Tuesday	32.58	<2.5	<10	36.42	<10	29.9	25.23	<4	82.6	10.6
12/5/2012	Wednesday	31.41	<2.5	13.24	45.29	<10	37.4	22.64	<4	121.5	16.8
12/11/2012	Tuesday	39.77	<2.5	<10	43.18	<10	32.4	19.74	<4	87.0	15.1
12/12/2012	Wednesday	33.57	<2.5	<10	29.5	<10	30.7	13.43	<4	63.6	22.4
12/18/2012	Tuesday	58.26	<2.5	<10	31.56	<10	33.8	11.52	<4	71.5	7.2
12/19/2012	Wednesday	40.66	<2.5	<10	39.42	<10	27.1	16	<4	67.0	30.0
12/25/2012	Tuesday	34.60	<2.5	<10	17.58	<10	19.7	<10	<4	45.6	7.6
12/26/2012	Wednesday	46.87	<2.5	<10	36.96	<10	52.8	15.97	<4	97.0	9.9

Field's Point Influent Metals 2012
all analyses in ppb

Date	Day of the Week	Influent Flow	Al (ppb)	Fe (ppb)	Se (ppb)	As (ppb)	Mo(ppb)
1/3/2012	Tuesday	40.22	296	1310	3.75	1.32	4.43
1/4/2012	Wednesday	39.48	284	1390			
1/10/2012	Tuesday	38.77	623	1430	3.67	1.82	4.94
1/11/2012	Wednesday	39.96	280	1540			
1/17/2012	Tuesday	46.40	445	1240	3.76	1.69	3.09
1/18/2012	Wednesday	38.87	333	1490			
1/24/2012	Tuesday	50.36	400	1780	3.95	1.89	4.2
1/25/2012	Wednesday	41.12	364	1500			
1/31/2012	Tuesday	42.87	271	1200	2.57	1.26	3.43
2/1/2012	Wednesday	41.50	187	888			
2/7/2012	Tuesday	39.68	324	1310	3.01	1.43	7.75
2/8/2012	Wednesday	39.91	272	1290			
2/14/2012	Tuesday	36.83	277	1390	6.04	1.66	4.27
2/15/2012	Wednesday	37.03	229	1230			
2/21/2012	Tuesday	36.24	374	1510	3.66	1.59	4.7
2/22/2012	Wednesday	36.57	297	1450			
2/28/2012	Tuesday	34.72	225	1180	2.36	1.07	5.59
2/29/2012	Wednesday	49.76	475	1580			
3/6/2012	Tuesday	39.71	226	1180	2.16	1.15	2.93
3/7/2012	Wednesday	39.57	239	1210			
3/13/2012	Tuesday	37.68	304	1420	5.03	1.28	13.7
3/14/2012	Wednesday	35.78	254	1340			
3/20/2012	Tuesday	34.60	423	1610	2	0.91	5.12
3/21/2012	Wednesday	36.26	351	1490			
3/27/2012	Tuesday	32.31	328	1450	1.95	0.89	5.36
3/28/2012	Wednesday	37.74	553	1720			
4/3/2012	Tuesday	35.13	245	1220	3.13	1.16	6.61
4/4/2012	Wednesday	33.10	251	1290			
4/10/2012	Tuesday	33.49	332	1540	3.47	1.39	4.76
4/11/2012	Wednesday	31.91	274	1430			
4/17/2012	Tuesday	31.59	294	1400	2.35	1.03	4.6
4/18/2012	Wednesday	32.11	304	1900			
4/24/2012	Tuesday	61.07	268	1250	3.62	1.18	2.56
4/25/2012	Wednesday	61.57	194	1040			
5/1/2012	Tuesday	50.42	383	1340	1.50	1.07	3.02

Field's Point Influent Metals 2012
all analyses in ppb

Date	Day of the Week	Influent Flow	Al (ppb)	Fe (ppb)	Se (ppb)	As (ppb)	Mo(ppb)
5/2/2012	Wednesday	44.40	266	1220			
5/8/2012	Tuesday	42.60	525	2420	4.42	1.28	3.13
5/9/2012	Wednesday	64.01	785	2110			
5/15/2012	Tuesday	50.28	438	1510			
5/16/2012	Wednesday	58.11	414	1430	2.16	1.10	3.82
5/22/2012	Tuesday	52.78	398	1920	1.70	1.06	3.82
5/23/2012	Wednesday	41.06	321	1400			
5/29/2012	Tuesday	38.73	288	1440	1.43	0.91	3.09
5/30/2012	Wednesday	35.60	246	1280			
6/5/2012	Tuesday	36.36	235	1100	3.21	1.37	3.56
6/6/2012	Wednesday	51.17	517	1840			
6/12/2012	Tuesday	38.72	181	985	1.8	0.95	3.64
6/13/2012	Wednesday	49.11	382	1640			
6/19/2012	Tuesday	34.33	304	1280	2.44	1.26	3.18
6/20/2012	Wednesday	36.78	298	1500			
6/26/2012	Tuesday	57.32	299	1130	3.51	1.16	4.25
6/27/2012	Wednesday	48.98	325	1370			
7/3/2012	Tuesday	36.90	435	1490	1.66	1.3	2.69
7/4/2012	Wednesday	36.25	223	1210			
7/10/2012	Tuesday	35.02	429	1560	2.15	1.38	3.33
7/11/2012	Wednesday	32.18	428	1580			
7/17/2012	Tuesday	39.37	407	1710	2.72	1.37	4.55
7/18/2012	Wednesday	48.67	1100	3070			
7/24/2012	Tuesday	38.73	617	1920	2.29	1.26	4.19
7/25/2012	Wednesday	32.10	404	1500			
7/31/2012	Tuesday	46.90	298	1150	1.82	1.23	4.04
8/1/2012	Wednesday	35.38	290.3	1283.4			
8/7/2012	Tuesday	33.02	350.1	1509.6	2.457	1.302	5.358
8/8/2012	Wednesday	32.08	256.7	1312.5			
8/14/2012	Tuesday	33.70	244.1	1289.6	2.188	1.101	4.425
8/15/2012	Wednesday	63.52	490	1259			
8/21/2012	Tuesday	34.60	283	1587	3.285	1.366	4.736
8/22/2012	Wednesday	32.96	320.7	1539			
8/28/2012	Tuesday	40.42	529.8	1768	1.766	1.427	2.949
8/29/2012	Wednesday	35.83	284.7	1371			

Field's Point Influent Metals 2012
all analyses in ppb

Date	Day of the Week	Influent Flow	Al (ppb)	Fe (ppb)	Se (ppb)	As (ppb)	Mo(ppb)
9/4/2012	Tuesday	54.93	440.2	1557	1.906	1.435	2.624
9/5/2012	Wednesday	56.17	609.9	1937			
9/11/2012	Tuesday	32.97	239.6	1185	5.025	1.594	2.943
9/12/2012	Wednesday	33.63	236	1095			
9/18/2012	Tuesday	45.86	690.7	1562	3.002	1.621	10.27
9/19/2012	Wednesday	53.51	524	1205			
9/25/2012	Tuesday	32.77	451.4	1208	4.527	1.548	7.556
9/26/2012	Wednesday	32.76	522.8	1502			
10/2/2012	Tuesday	43.21	411.8	1721	4.366	1.486	4.052
10/3/2012	Wednesday	33.20	300.1	1510			
10/9/2012	Tuesday	31.96	250.9	1205	5.555	1.671	5.928
10/10/2012	Wednesday	41.60	388.7	1416			
10/16/2012	Tuesday	32.25	823.5	2157	6.507	2.069	2.47
10/17/2012	Wednesday	31.77	642.3	1874			
10/23/2012	Tuesday	33.61	613.8	1902	5.703	1.434	4.919
10/24/2012	Wednesday	33.42	433	1610			
10/30/2012	Tuesday	65.32	375.2	1142	3.561	1.4	3.078
10/31/2012	Wednesday	62.39	295.2	1116			
11/6/2012	Tuesday	37.26	250.4	1178	5.136	1.316	4.234
11/7/2012	Wednesday	46.92	443.5	1513			
11/13/2012	Tuesday	48.11	616.8	1887	4.197	1.345	3.233
11/14/2012	Wednesday	35.74	339.3	1492			
11/20/2012	Tuesday	33.9	282.8	1292	6.287	1.327	4.793
11/21/2012	Wednesday	31.63	410.3	2537			
11/27/2012	Tuesday	37.77	345.7	1391	5.948	1.443	5.902
11/28/2012	Wednesday	31.52	267.6	1166			
11/29/2012	Thursday	33.39					
12/4/2012	Tuesday	32.58	326.6	1319	6.909	1.114	8.018
12/5/2012	Wednesday	31.41	336.2	1507			
12/11/2012	Tuesday	39.77	371.6	1363	6.534	1.393	3.734
12/12/2012	Wednesday	33.57	413.5	1311			
12/18/2012	Tuesday	58.26	453.6	1237	4.622	1.252	3.107
12/19/2012	Wednesday	40.66	227.2	1158			
12/25/2012	Tuesday	34.60	114.9	1059	4.022	1.197	3.033
12/26/2012	Wednesday	46.87	376.1	1660			

Field's Point Monthly Influent Data 2012
all results in ppb

Date		Flow (MGD)	Cd	TTL Cr	Cu	Pb	Hg(ppb)	Ni	Ag	Zn	CN
January	Average	44.56	2.50	19.50	32.00	10.01	0.03	19.17	4.00	84.39	9.41
	Minimum	36.28	2.50	10.00	24.70	10.00	0.03	15.00	4.00	69.30	6.61
	Maximum	67.10	2.50	48.50	36.80	10.10	0.04	23.90	4.00	107.00	12.47
February	Average	38.63	2.52	11.44	37.36	10.00	0.05	26.84	4.00	86.43	10.04
	Minimum	34.51	2.50	10.00	28.60	10.00	0.03	20.50	4.00	52.80	5.50
	Maximum	50.24	2.70	17.70	48.80	10.00	0.09	48.80	4.00	145.00	20.66
March	Average	38.41	2.86	14.35	38.60	10.21	0.07	33.24	4.00	96.90	10.64
	Minimum	32.31	2.50	10.00	31.80	10.00	0.03	19.10	4.00	71.10	7.03
	Maximum	61.08	4.10	31.70	48.70	11.70	0.18	54.90	4.00	138.00	15.87
April	Average	38.69	2.50	13.55	37.48	10.00	0.03	25.11	4.00	85.26	9.57
	Minimum	31.46	2.50	10.00	26.40	10.00	0.02	15.90	4.00	62.00	5.72
	Maximum	70.23	2.50	24.70	56.70	10.00	0.05	34.50	4.00	102.00	14.51
May	Average	43.53	2.73	10.23	40.68	12.06	0.04	19.48	4.00	94.65	7.55
	Minimum	35.60	2.50	10.00	32.20	10.00	0.03	14.90	4.00	68.50	5.28
	Maximum	64.01	4.80	12.30	71.90	22.50	0.09	34.20	4.00	163.00	8.92
June	Average	42.18	2.50	10.99	41.23	11.88	0.05	22.05	5.19	82.96	8.88
	Minimum	33.84	2.50	10.00	25.90	10.00	0.02	17.20	4.00	55.50	4.81
	Maximum	63.36	2.50	17.90	54.60	15.70	0.12	27.60	13.50	101.00	11.30
July	Average	38.72	2.50	10.87	41.41	16.53	0.07	18.72	4.00	105.21	6.94
	Minimum	30.40	2.50	10.00	27.60	10.00	0.03	10.00	4.00	69.10	5.23
	Maximum	56.85	2.50	14.50	69.40	48.00	0.19	24.70	4.00	163.00	9.02
August	Average	38.93	2.56	12.93	40.73	11.67	0.04	23.89	4.00	104.97	6.95
	Minimum	31.77	2.50	10.00	33.60	10.00	0.03	15.90	4.00	71.44	4.50
	Maximum	63.52	3.08	23.20	49.27	17.05	0.08	29.75	4.00	131.10	8.64
September	Average	39.88	2.67	10.32	40.90	12.61	0.05	30.06	4.73	98.26	9.92
	Minimum	30.62	2.50	10.00	33.71	10.00	0.02	13.33	4.00	73.83	4.89
	Maximum	58.17	3.41	12.59	50.44	22.84	0.09	57.31	7.16	115.90	29.98
October	Average	37.90	2.50	10.00	43.31	10.17	0.05	19.68	4.00	101.04	7.82
	Minimum	30.22	2.50	10.00	29.40	10.00	0.02	15.80	4.00	71.42	5.75
	Maximum	65.32	2.50	10.00	65.47	11.58	0.14	25.47	4.00	148.50	9.97
November	Average	36.31	2.50	10.07	42.06	10.66	0.04	23.42	4.00	90.34	8.30
	Minimum	30.66	2.50	10.00	29.88	10.00	0.03	11.97	4.00	69.01	5.22
	Maximum	51.62	2.50	10.31	53.12	15.24	0.04	41.65	4.00	122.10	12.30
December	Average	42.49	2.50	10.41	34.99	10.00	0.03	16.82	4.00	79.47	14.96
	Minimum	31.14	2.50	10.00	17.58	10.00	0.02	10.00	4.00	45.62	7.22
	Maximum	62.86	2.50	13.24	45.29	10.00	0.05	25.23	4.00	121.50	30.00

Field's Point Influent Loading Summary 2012

Field's Point monthly mean influent loading summary (lbs/month)

Total Monthly Flow											
Month	(MG)	Cd	TTL Cr	Cu	Pb	Hg	Ni	Ag	Zn	CN	Total Pounds/month
January	1,381.25	28.80	224.63	368.63	115.32	0.372	220.79	46.08	972.13	108.37	1,976.76
February	1,120.28	23.57	106.93	349.02	93.43	0.451	250.81	37.37	807.56	93.79	1,669.13
March	1,190.84	28.43	142.52	383.36	101.43	0.682	330.10	39.73	962.37	105.70	1,988.62
April	1,160.61	24.20	131.16	362.74	96.79	0.318	243.08	38.72	825.30	92.58	1,722.30
May	1,349.30	30.72	115.12	457.78	135.71	0.473	219.21	45.01	1,065.11	84.94	2,069.14
June	1,265.35	26.38	115.95	435.05	125.32	0.572	232.69	54.74	875.50	93.75	1,866.21
July	1,200.23	25.02	108.77	414.52	165.50	0.682	187.41	40.04	1,053.15	69.49	1,995.10
August	1,206.78	25.81	130.16	409.88	117.41	0.446	240.45	40.26	1,056.50	69.93	2,020.92
September	1,196.42	26.69	103.01	408.12	125.77	0.474	299.96	47.19	980.41	99.01	1,991.63
October	1,174.95	24.50	97.99	424.41	99.62	0.526	192.81	39.20	990.13	76.66	1,869.17
November	1,089.35	22.71	91.44	382.12	96.80	0.326	212.74	36.34	820.77	75.36	1,663.25
December	1,317.08	27.46	114.29	384.33	109.84	0.362	184.72	43.94	872.93	164.30	1,737.88
Total Pounds/year		314.3	1,482.0	4,780.0	1,383.0	5.7	2,814.8	508.6	11,281.9		

Field's Point monthly mean influent loading summary (lbs/day)

Mean Monthly Inf											
Month	Flow (MGD)	Cd	TTL Cr	Cu	Pb	Hg	Ni	Ag	Zn	CN	Total
January	44.56	0.88	6.70	11.25	3.51	0.011	6.72	1.40	29.57	3.34	60.04
February	38.63	0.82	3.81	12.25	3.26	0.016	8.67	1.31	28.34	3.40	58.48
March	38.41	0.87	4.36	11.77	3.13	0.021	10.08	1.22	29.50	3.22	60.97
April	38.69	0.83	4.34	11.90	3.34	0.010	8.01	1.33	27.13	3.16	56.89
May	43.53	1.08	4.07	16.46	5.01	0.016	7.70	1.59	37.98	3.01	73.91
June	42.18	0.92	4.08	15.42	4.49	0.019	8.09	2.04	30.84	3.23	65.89
July	38.72	0.80	3.51	13.50	5.67	0.023	6.05	1.28	34.46	2.20	65.30
August	38.93	0.81	3.99	12.69	3.86	0.014	7.70	1.27	32.40	2.16	62.73
September	39.88	0.94	3.66	14.69	4.74	0.018	9.92	1.69	34.61	3.30	70.27
October	37.90	0.85	3.41	14.10	3.50	0.017	6.56	1.36	33.47	2.65	63.28
November	36.31	0.79	3.18	13.31	3.42	0.011	7.43	1.26	29.02	2.57	58.42
December	42.49	0.83	3.42	11.57	3.31	0.011	5.41	1.32	26.18	4.79	52.05

Field's Point Influent Loading Summary 2012

Field's Point Monthly mean influent concentration (ppb)

	Mean Monthly Inf										
	Flow (MGD)	Cd	TTL Cr	Cu	Pb	Hg (ppt)	Ni	Ag	Zn	CN	Total
January	44.56	2.50	19.50	32.00	10.01	0.032	19.17	4.00	84.39	9.41	171.60
February	38.63	2.52	11.44	37.36	10.00	0.048	26.84	4.00	86.43	10.04	178.65
March	38.41	2.86	14.35	38.60	10.21	0.069	33.24	4.00	96.90	10.64	200.23
April	38.69	2.50	13.55	37.48	10.00	0.033	25.11	4.00	85.26	9.57	177.93
May	43.53	2.73	10.23	40.68	12.06	0.042	19.48	4.00	94.65	7.55	183.87
June	42.18	2.50	10.99	41.23	11.88	0.054	22.05	5.19	82.96	8.88	176.84
July	38.72	2.50	10.87	41.41	16.53	0.068	18.72	4.00	105.21	6.94	199.31
August	38.93	2.56	12.93	40.73	11.67	0.044	23.89	4.00	104.97	6.95	200.80
September	39.88	2.67	10.32	40.90	12.61	0.048	30.06	4.73	98.26	9.92	199.60
October	37.90	2.50	10.00	43.31	10.17	0.054	19.68	4.00	101.04	7.82	190.75
November	36.31	2.50	10.07	42.06	10.66	0.036	23.42	4.00	90.34	8.30	183.07
December	42.49	2.50	10.41	34.99	10.00	0.033	16.82	4.00	79.47	14.96	158.21

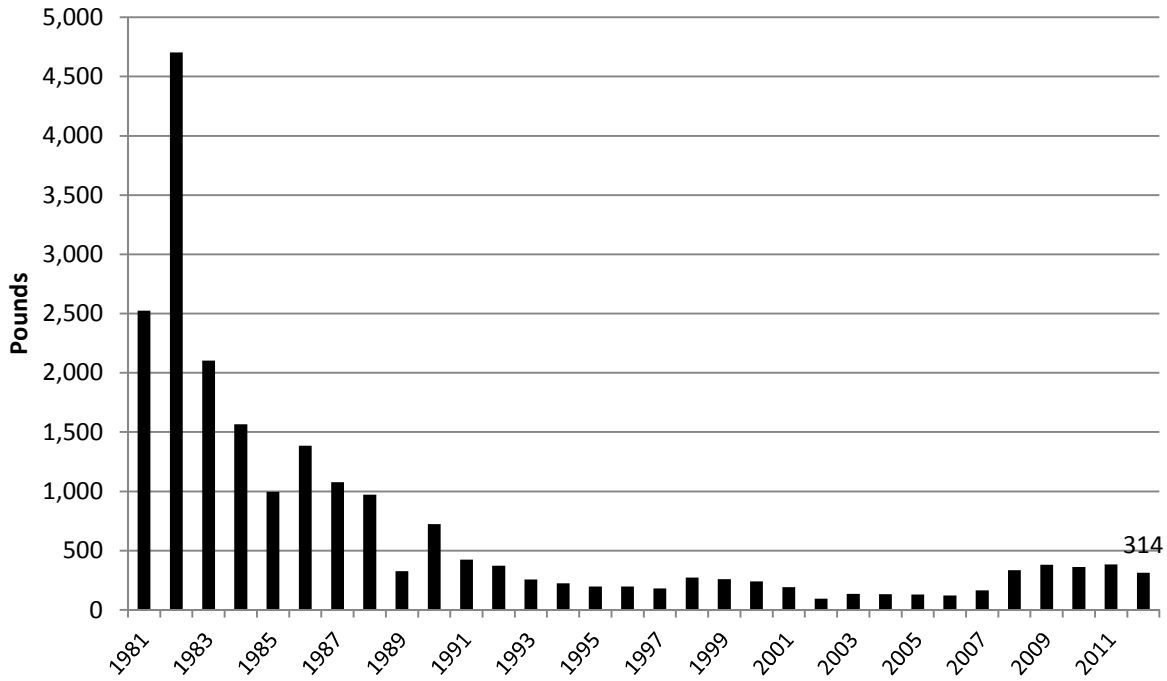
Total = Sum of Monthly Average Metals Concentrations (Cd, Cr, Cu, Pb, Hg, Ni, Ag, An)

Field's Point Influent Loading Data

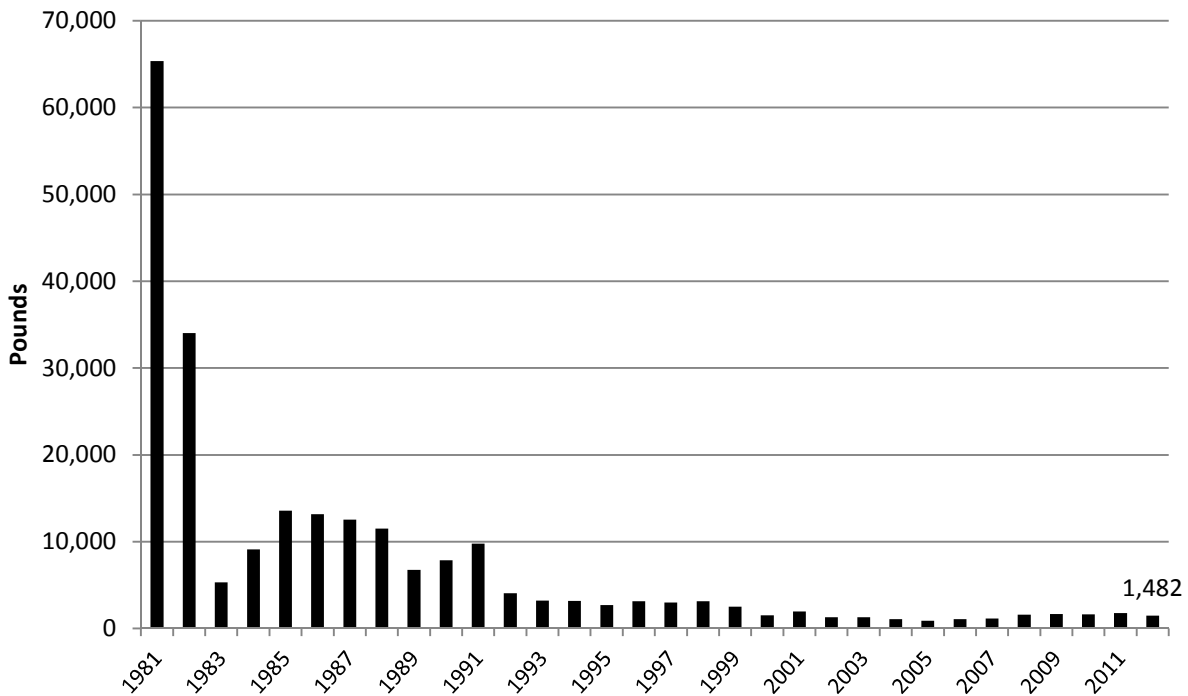
Influent loading (lbs/year)

Year	Cadmium	Chromium	Copper	Lead	Mercury	Nickel	Silver	Zinc
1981	2,525	65,354	363,670	30,528	89	214,734	9,040	268,159
1982	4,704	34,033	196,011	24,562	329	142,393	2,729	305,976
1983	2,104	5,330	177,409	16,610	149	140,299	3,531	211,092
1984	1,566	9,109	171,021	17,776	265	134,463	5,249	151,764
1985	995	13,566	125,683	16,208	171	102,841	4,150	146,043
1986	1,385	13,158	114,928	16,848	188	81,718	7,649	163,160
1987	1,077	12,530	74,121	11,751	67	59,380	4,417	149,914
1988	971	11,514	30,915	10,052	123	45,188	2,242	79,569
1989	328	6,744	19,864	5,947	120	33,763	1,710	76,037
1990	724	7,870	25,494	6,118	165	32,448	2,116	63,054
1991	424	9,792	27,871	7,115	178	40,963	2,456	30,663
1992	372	4,067	24,457	6,001	169	35,861	2,232	25,854
1993	256	3,216	25,327	4,943	84	31,380	1,574	26,820
1994	223	3,181	22,996	3,771	84	21,236	1,732	25,351
1995	197	2,701	14,296	2,955	63	18,656	1,349	22,202
1996	197	3,157	14,353	2,188	31	18,534	1,262	17,199
1997	182	2,997	13,794	3,613	25	16,757	1,247	17,307
1998	274	3,148	12,274	3,484	30	12,365	1,251	17,679
1999	259	2,503	11,799	2,141	17	11,491	1,126	18,766
2000	239	1,514	14,178	3,144	13	11,846	1,234	21,689
2001	192	1,970	13,832	2,524	27	8,736	843	16,151
2002	96	1,302	9,469	2,270	11	5,324	777	14,665
2003	134	1,307	7,710	1,951	16	6,058	655	13,400
2004	132	1,081	7,429	1,644	13	7,324	643	13,363
2005	131	893	7,361	1,719	13	4,550	590	15,450
2006	121	1,097	8,392	2,028	11	5,000	574	15,385
2007	166	1,165	6,497	1,214	8	3,472	425	13,395
2008	336	1,586	6,543	1,875	7	3,189	566	14,444
2009	381	1,664	5,854	1,849	7	3,240	604	14,814
2010	362	1,639	5,518	1,886	13	2,978	574	12,022
2011	385	1,781	5,545	1,748	6	3,848	595	12,337
2012	314	1,482	4,780	1,383	6	2,815	509	11,282

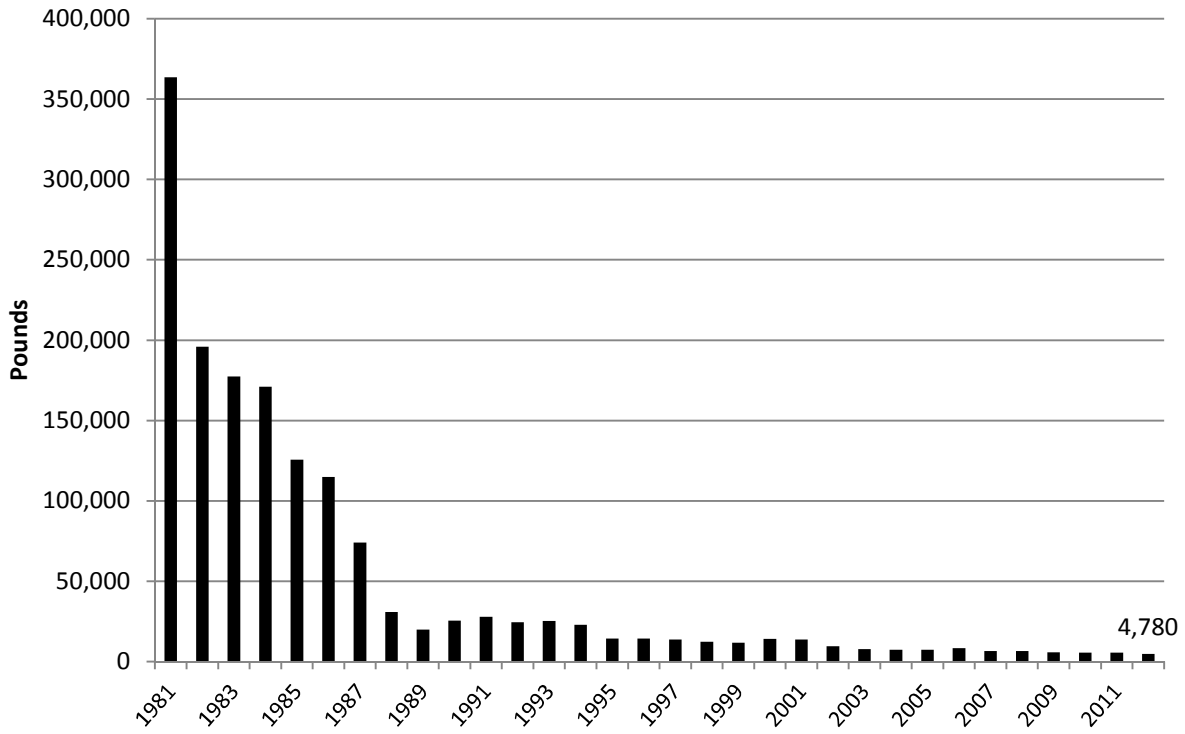
Field's Point Influent Cadmium Loading



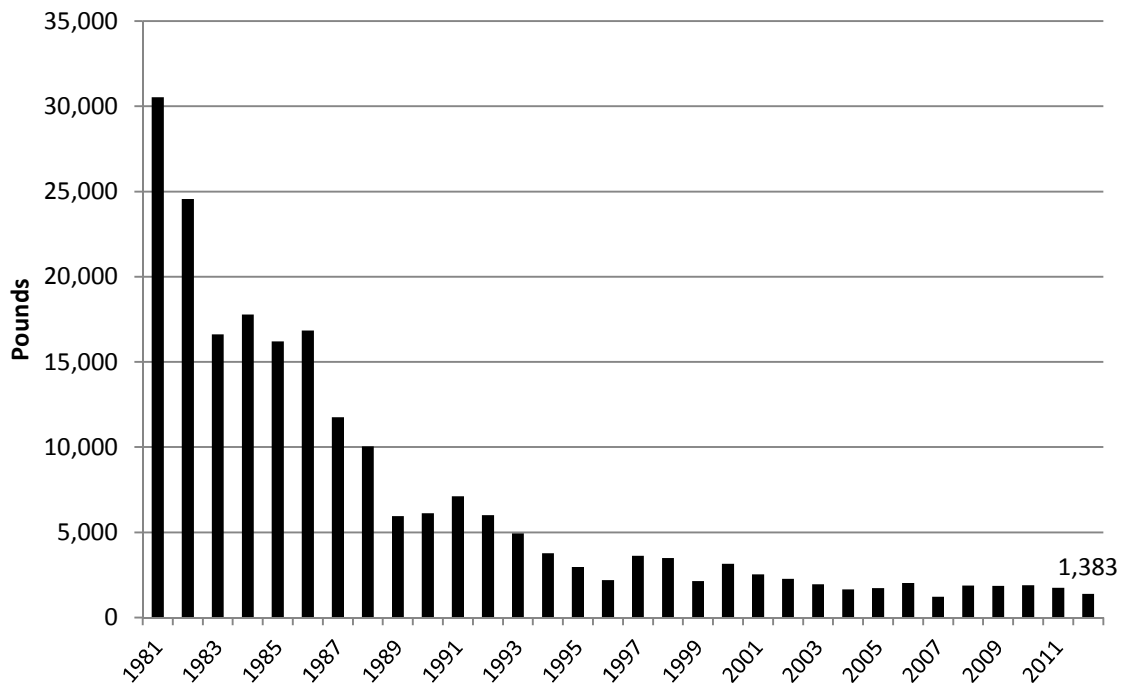
Field's Point Influent Chromium Loading



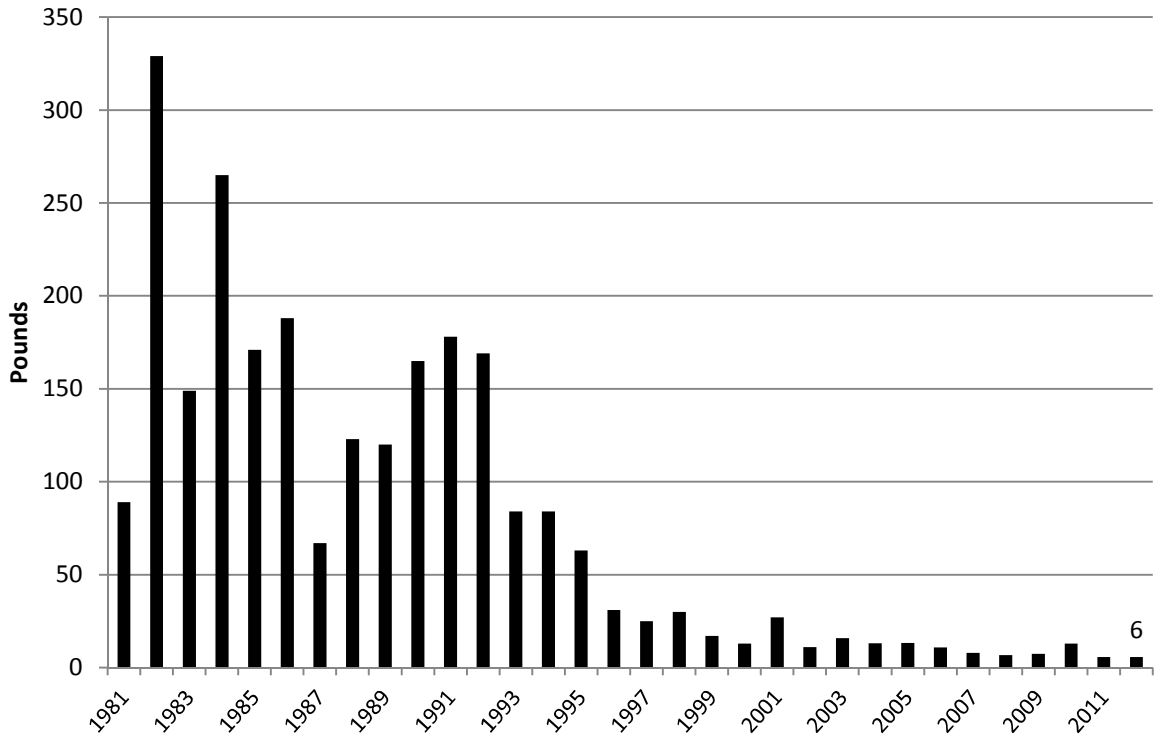
Field's Point Influent Copper Loading



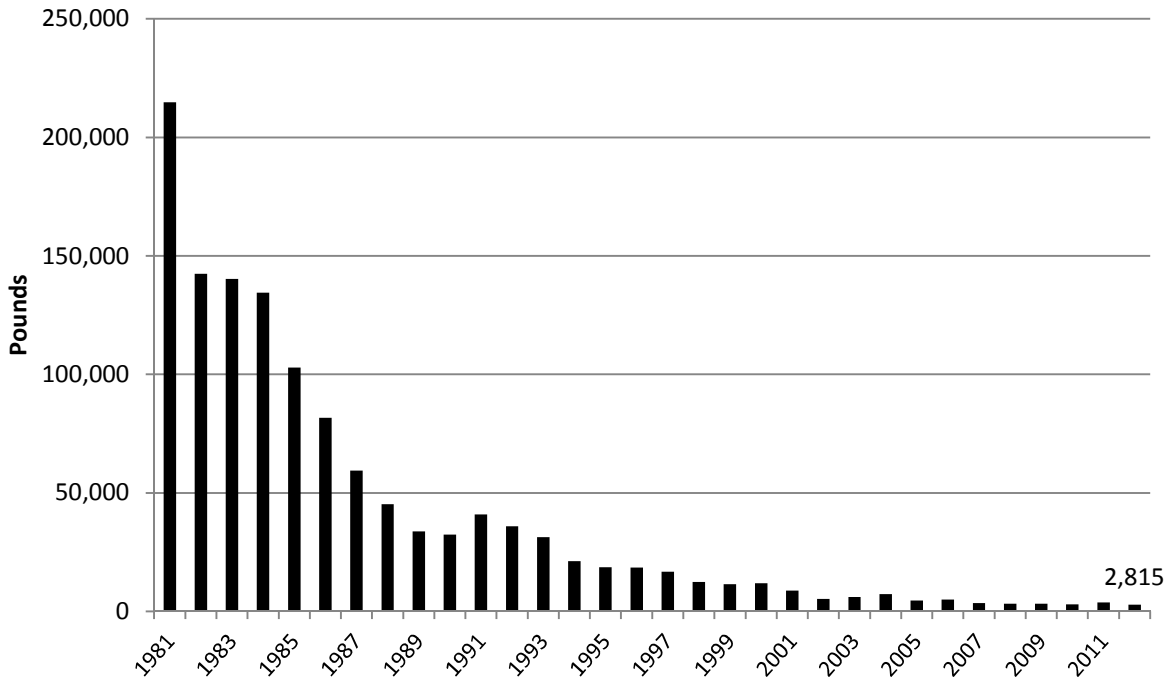
Field's Point Influent Lead Loading



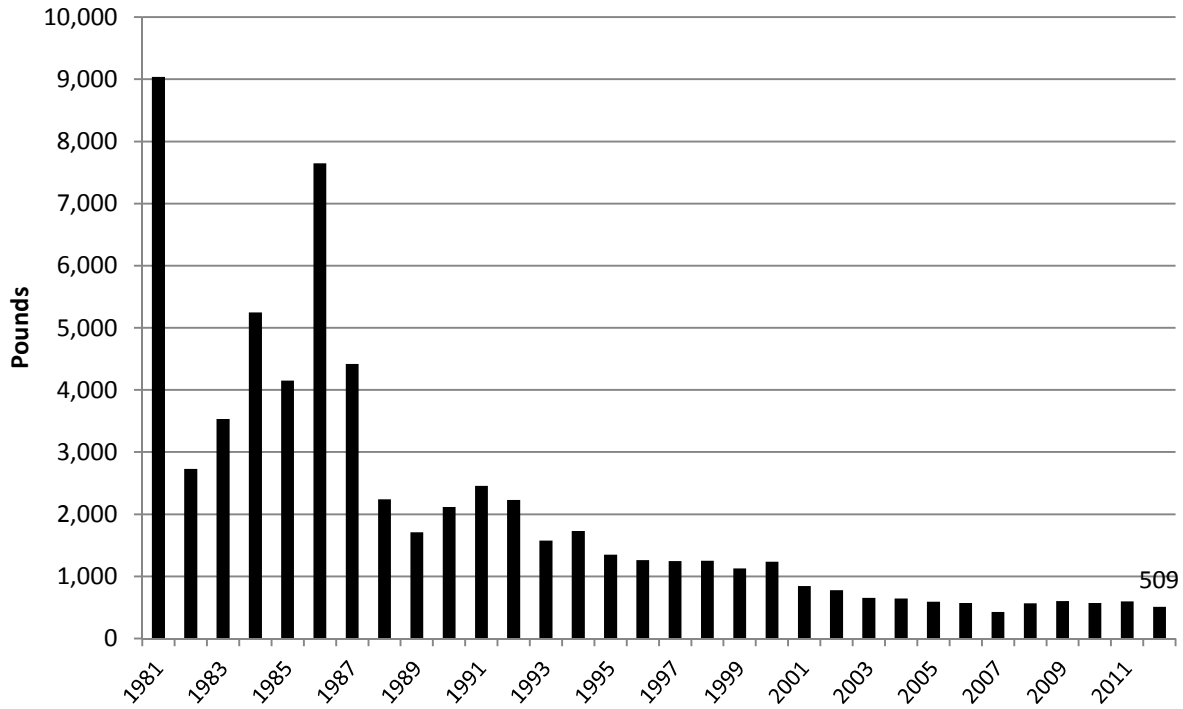
Field's Point Influent Mercury Loading



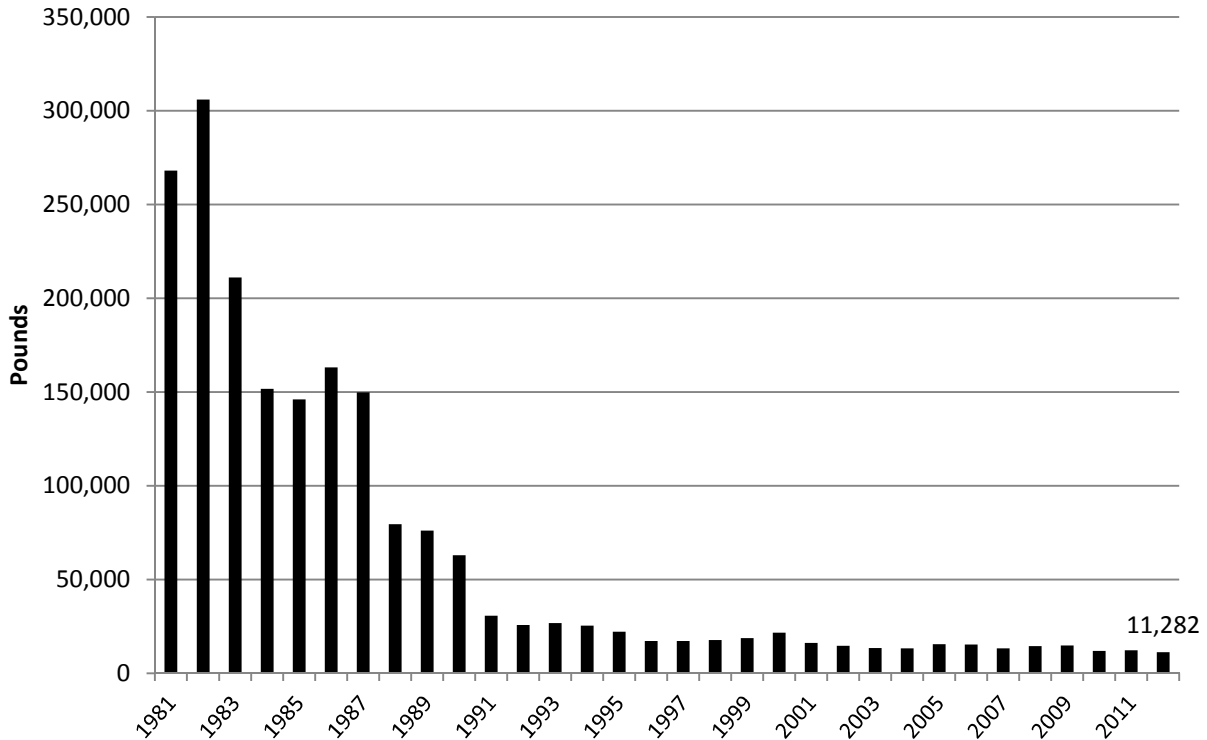
Field's Point Influent Nickel Loading



Field's Point Influent Silver Loading



Field's Point Influent Zinc Loading



EFFLUENT LOADING DATA

FIELD'S POINT

Field's Point Effluent Metals 2012
all analyses in ppb

Date	Day of the Week	Effluent Flow	TTL Cr								
			Cd (ppb)	(ppb)	Cu (ppb)	Pb (ppb)	Hg (ppt)	Ni (ppb)	Ag (ppb)	Zn (ppb)	CN (ppb)
1/3/2012	Tuesday	36.11	0.05	0.82	5.49	0.52	4.53	11.20	0.05	18.50	6.73
1/4/2012	Wednesday	36.64	0.05	0.80	4.43	0.52	3.28	10.80	0.07	19.70	5.23
1/10/2012	Tuesday	35.53	0.09	1.47	4.43	0.49	<2	13.10	0.07	20.90	8.65
1/11/2012	Wednesday	32.70	0.08	1.48	4.73	0.73	2.46	12.30	0.12	23.10	9.16
1/17/2012	Tuesday	56.80	0.05	8.40	5.47	0.76	2.29	14.60	0.10	23.60	8.14
1/18/2012	Wednesday	63.75	0.05	2.87	4.45	0.64	2.01	15.30	0.11	24.60	7.81
1/24/2012	Tuesday	50.64	0.06	1.42	4.98	1.03	3.03	12.00	0.13	25.30	10.64
1/25/2012	Wednesday	37.65	0.05	2.54	4.69	0.75	3.36	14.20	0.17	23.60	8.53
1/31/2012	Tuesday	36.02	0.27	1.14	5.84	0.63	<2	16.70	0.11	22.10	8.44
2/1/2012	Wednesday	36.49	0.18	1.03	6.32	0.64	2.71	19.00	0.11	21.80	8.13
2/7/2012	Tuesday	49.52	0.12	3.68	4.75	0.53	<2	15.60	0.09	22.40	9.08
2/8/2012	Wednesday	51.89	0.08	2.24	4.90	0.55	2.81	20.20	0.10	22.80	8.96
2/14/2012	Tuesday	40.88	0.17	0.61	4.39	0.41	4.84	15.50	0.07	22.60	8.08
2/15/2012	Wednesday	41.19	0.13	0.61	4.27	0.41	3.00	15.90	0.07	24.00	8.68
2/21/2012	Tuesday	39.29	0.11	0.72	4.92	0.47	4.37	15.30	0.05	26.60	11.50
2/22/2012	Wednesday	45.04	0.22	0.88	4.42	0.38	3.05	18.20	0.05	27.30	12.22
2/28/2012	Tuesday	47.96	0.13	1.18	4.13	0.50	2.86	19.40	0.08	29.00	10.29
2/29/2012	Wednesday	55.63	0.12	1.41	5.24	0.99	5.19	13.80	0.10	27.90	10.16
3/6/2012	Tuesday	46.14	0.12	2.33	4.04	0.50	4.76	15.40	0.07	29.70	9.23
3/7/2012	Wednesday	43.40	0.13	1.67	3.99	0.50	5.90	17.40	0.08	30.70	14.41
3/13/2012	Tuesday	69.83	0.09	1.06	3.38	0.48	7.32	37.10	0.07	28.40	9.14
3/14/2012	Wednesday	71.14	0.08	0.97	3.73	0.45	2.77	33.40	0.06	27.00	5.24
3/20/2012	Tuesday	71.00	0.45	1.72	4.37	0.48	2.75	28.00	0.08	33.60	15.08
3/21/2012	Wednesday	58.95	0.48	1.26	4.40	0.44	<2	32.60	0.08	29.70	10.89
3/27/2012	Tuesday	56.06	0.36	0.77	4.21	0.51	3.12	25.30	0.07	32.00	6.83
3/28/2012	Wednesday	49.17	0.23	1.26	4.55	0.63	3.68	26.20	0.07	30.00	5.64
4/3/2012	Tuesday	63.33	0.18	2.26	4.04	0.54	3.63	17.90	0.07	26.30	8.44
4/4/2012	Wednesday	46.83	0.17	1.86	3.72	0.49	2.15	25.20	0.07	25.80	8.01
4/10/2012	Tuesday	45.47	0.14	1.16	3.72	0.48	3.32	17.40	0.05	28.80	6.45
4/11/2012	Wednesday	41.05	0.14	1.74	3.86	0.52	3.63	17.90	0.05	27.10	6.38
4/17/2012	Tuesday	41.65	0.09	0.98	3.61	0.55	2.40	15.30	0.06	23.50	7.43
4/18/2012	Wednesday	44.98	0.10	0.72	3.61	0.54	4.38	16.00	0.07	24.00	9.15
4/24/2012	Tuesday	45.90	0.08	0.90	3.49	0.67	2.30	11.70	0.05	18.70	11.31
4/25/2012	Wednesday	38.84	0.18	0.87	3.35	0.71	6.47	14.50	0.05	19.70	8.76
5/1/2012	Tuesday	50.46	0.10	1.06	30.70	0.68	2.80	15.60	0.07	28.90	22.44
5/2/2012	Wednesday	65.19	0.11	0.84	4.73	0.59	<2	13.80	0.06	27.20	9.60

Field's Point Effluent Metals 2012
all analyses in ppb

Date	Day of the Week	Effluent Flow	Cd (ppb)	TTL Cr (ppb)	Cu (ppb)	Pb (ppb)	Hg (ppt)	Ni (ppb)	Ag (ppb)	Zn (ppb)	CN (ppb)
5/8/2012	Tuesday	67.53	0.23	0.92	3.97	0.70	2.04	16.50	0.07	25.30	8.81
5/9/2012	Wednesday	69.31	0.17	0.78	3.07	0.62	4.85	11.90	0.04	20.80	7.15
5/15/2012	Tuesday	48.35	0.09	0.85	4.25	0.88	5.48	11.00	0.06	19.80	8.28
5/16/2012	Wednesday	46.39	0.08	0.70	2.84	0.62	3.65	12.70	0.04	18.80	11.24
5/22/2012	Tuesday	41.95	0.06	0.59	2.93	0.55	4.43	11.20	0.05	18.30	7.81
5/23/2012	Wednesday	51.10	0.06	0.78	2.86	0.58	5.72	13.90	0.05	20.90	8.38
5/29/2012	Tuesday	40.61	0.04	2.40	3.22	0.53	2.42	11.30	0.05	21.80	4.78
5/30/2012	Wednesday	38.76	0.07	0.80	3.16	0.60	2.57	11.10	0.06	22.40	7.83
6/5/2012	Tuesday	38.76	0.03	0.95	3.48	0.77	3.18	12.60	0.09	23.30	5.88
6/6/2012	Wednesday	49.32	0.03	0.84	3.10	0.85	4.66	11.00	0.11	20.00	5.76
6/12/2012	Tuesday	48.34	0.03	0.72	3.82	0.63	2.41	12.10	0.33	17.90	12.05
6/13/2012	Wednesday	48.35	0.02	3.44	3.33	0.61	2.60	15.80	0.31	27.20	8.12
6/19/2012	Tuesday	42.98	0.09	0.94	4.63	0.66	3.29	18.60	0.24	17.90	6.85
6/20/2012	Wednesday	42.49	0.02	0.76	3.80	0.60	2.43	17.80	0.16	14.80	7.59
6/26/2012	Tuesday	37.64	0.03	0.78	3.47	0.85	3.77	16.80	0.25	10.80	8.85
6/27/2012	Wednesday	40.04	0.03	0.78	3.88	0.80	3.04	16.60	0.19	9.19	10.38
7/3/2012	Tuesday	37.76	0.02	0.64	3.11	0.71	2.56	11.80	0.10	11.30	6.79
7/4/2012	Wednesday	35.10	0.02	0.46	2.66	0.70	2.08	8.70	0.07	9.56	6.92
7/10/2012	Tuesday	44.14	0.02	1.00	3.18	0.60	<2	9.16	0.06	8.65	8.10
7/11/2012	Wednesday	53.68	<0.02	0.86	3.38	0.68	<2	10.50	0.06	8.80	7.72
7/17/2012	Tuesday	37.80	0.02	0.98	2.32	0.68	2.13	14.90	0.05	10.50	10.36
7/18/2012	Wednesday	35.84	0.03	1.36	2.90	0.90	<2	10.60	0.07	12.10	6.15
7/24/2012	Tuesday	55.25	0.03	0.68	2.27	0.81	<2	11.70	0.05	15.40	6.37
7/25/2012	Wednesday	37.72	0.03	0.57	2.45	0.70	2.00	11.70	0.04	15.80	5.12
7/31/2012	Tuesday	36.39	0.03	1.04	2.33	0.58	5.85	12.53	0.04	23.80	5.37
8/1/2012	Wednesday	35.45	0.03	0.90	2.69	0.67	5.12	13.34	0.05	14.39	4.05
8/7/2012	Tuesday	36.59	0.03	1.12	2.67	0.53	6.38	13.88	0.04	14.37	6.97
8/8/2012	Wednesday	41.77	0.03	0.98	2.66	0.57	3.31	15.73	0.04	12.10	6.58
8/14/2012	Tuesday	49.01	<0.02	0.48	2.49	0.53	3.19	11.79	0.03	13.31	5.14
8/15/2012	Wednesday	35.83	<0.02	0.52	2.43	0.61	<2.0	19.18	0.05	12.94	5.23
8/21/2012	Tuesday	36.82	0.05	0.65	2.51	0.57	3.59	18.59	0.03	15.71	6.65
8/22/2012	Wednesday	36.63	0.05	0.90	2.72	0.51	<2.0	17.00	0.03	14.96	10.69
8/28/2012	Tuesday	33.80	0.05	0.71	2.20	0.68	4.45	15.40	0.04	14.61	5.53
8/29/2012	Wednesday	33.92	0.05	0.71	2.26	0.49	<2.0	15.83	0.06	13.78	6.26
9/4/2012	Tuesday	33.39	0.04	1.01	4.17	0.94	6.65	9.42	0.09	13.65	5.72
9/5/2012	Wednesday	62.91	0.03	1.11	3.16	0.56	2.07	13.85	0.89	15.16	8.38

Field's Point Effluent Metals 2012
all analyses in ppb

Date	Day of the Week	Effluent Flow	Cd (ppb)	TTL Cr (ppb)	Cu (ppb)	Pb (ppb)	Hg (ppt)	Ni (ppb)	Ag (ppb)	Zn (ppb)	CN (ppb)
9/11/2012	Tuesday	57.30	0.07	0.88	3.29	0.46	<2.0	21.78	0.31	15.08	10.42
9/12/2012	Wednesday	65.94	0.07	0.64	2.73	0.45	<2.0	25.11	0.20	14.09	6.35
9/18/2012	Tuesday	61.59	0.07	1.08	4.84	0.68	2.55	16.00	0.16	11.56	9.54
9/19/2012	Wednesday	37.08	0.04	0.93	2.57	0.59	<2.0	14.73	0.11	10.55	7.52
9/25/2012	Tuesday	34.96	0.05	2.16	2.34	0.41	<2.0	33.30	0.08	12.62	5.67
9/26/2012	Wednesday	52.17	0.04	2.86	2.42	0.44	<2.0	27.07	0.08	12.90	5.14
10/2/2012	Tuesday	38.48	0.03	1.44	3.08	0.71	3.24	12.36	0.08	15.23	6.74
10/3/2012	Wednesday	66.56	0.03	0.85	2.73	0.53	<2.0	13.63	0.07	15.66	7.78
10/9/2012	Tuesday	67.99	0.03	0.67	3.00	0.50	<2.0	10.67	0.06	15.77	8.42
10/10/2012	Wednesday	46.13	0.02	0.68	3.11	0.53	<2.0	11.30	0.05	14.83	6.75
10/16/2012	Tuesday	43.86	0.04	0.86	2.91	0.43	2.94	12.61	0.06	17.63	8.42
10/17/2012	Wednesday	39.35	0.04	1.15	2.30	0.44	2.10	13.90	0.05	17.61	7.70
10/23/2012	Tuesday	40.54	0.05	1.23	2.58	0.51	2.28	13.89	0.06	19.58	5.83
10/24/2012	Wednesday	42.21	0.04	1.05	2.41	0.46	2.66	12.23	0.06	19.57	5.47
10/30/2012	Tuesday	49.58	0.06	0.79	3.12	0.80	3.58	10.29	0.07	21.30	5.56
10/31/2012	Wednesday	66.15	0.06	0.70	2.31	0.64	<2.0	13.58	0.07	19.82	5.22
11/6/2012	Tuesday	55.73	0.05	1.18	2.94	0.67	2.93	10.01	0.11	17.57	7.77
11/7/2012	Wednesday	41.40	0.06	2.91	3.05	0.72	2.43	9.95	0.10	18.75	5.23
11/13/2012	Tuesday	45.25	0.03	0.41	2.18	0.66	15.80	13.60	0.08	19.70	6.26
11/14/2012	Wednesday	41.58	0.03	0.36	2.38	0.52	2.02	19.30	0.10	18.80	10.30
11/20/2012	Tuesday	72.47	0.03	0.84	2.39	0.43	<2.0	15.20	0.09	19.60	5.20
11/21/2012	Wednesday	46.15	0.04	0.74	2.33	0.40	<2.0	15.30	0.07	19.90	8.11
11/27/2012	Tuesday	44.07	0.03	0.39	2.42	0.45	<2.0	13.20	0.08	20.80	6.44
11/28/2012	Wednesday	66.10	0.04	0.43	4.09	0.47	<2.0	12.30	0.11	21.80	7.28
11/29/2012	Thursday	60.51					<2.0				
12/4/2012	Tuesday	56.81	0.04	0.80	3.38	0.45	<2.0	17.70	0.14	20.60	7.67
12/5/2012	Wednesday	43.72	0.03	1.06	3.19	0.42	2.62	16.80	0.12	23.70	7.27
12/11/2012	Tuesday	46.18	0.03	0.63	2.86	0.56	2.13	12.10	0.11	26.00	7.95
12/12/2012	Wednesday	44.11	0.03	0.66	2.89	0.50	2.22	11.90	0.10	23.80	8.80
12/18/2012	Tuesday	57.47	0.02	0.67	3.06	0.58	2.65	9.04	0.17	19.10	8.18
12/19/2012	Wednesday	54.83	0.02	0.78	3.50	0.56	<2.0	10.90	0.23	20.50	6.98
12/25/2012	Tuesday	66.55	<0.02	0.31	7.20	0.52	<2.0	10.20	0.07	16.00	5.88
12/26/2012	Wednesday	55.59	0.03	0.72	5.04	0.96	3.24	10.20	0.19	18.60	8.29

Field's Point Effluent Metals 2012
all analyses in ppb

Date	Day of the Week	Effluent Flow	Al (ppb)	Fe (ppb)	Se (ppb)	As (ppb)	Mo(ppb)
1/3/2012	Tuesday	40.22	14.3	174			
1/4/2012	Wednesday	39.48	15	209			
1/10/2012	Tuesday	38.77	16.8	198	3.16	1.49	
1/11/2012	Wednesday	39.96	24.3	206			
1/17/2012	Tuesday	46.40	21.3	206			
1/18/2012	Wednesday	38.87	17.3	193			
1/24/2012	Tuesday	50.36	24.9	222			
1/25/2012	Wednesday	41.12	17.5	203			
1/31/2012	Tuesday	42.87	14.4	171			
2/1/2012	Wednesday	41.50	15.5	166			
2/7/2012	Tuesday	39.68	11.9	150	2.59	1.07	
2/8/2012	Wednesday	39.91	15.8	180			
2/14/2012	Tuesday	36.83	9.51	165			
2/15/2012	Wednesday	37.03	9.75	165			
2/21/2012	Tuesday	36.24	9.7	152			
2/22/2012	Wednesday	36.57	8.95	164			
2/28/2012	Tuesday	34.72	11.1	185			
2/29/2012	Wednesday	49.76	22.6	232			
3/6/2012	Tuesday	39.71	12	155	1.84	0.81	
3/7/2012	Wednesday	39.57	10.7	170			
3/13/2012	Tuesday	37.68	9.15	136			
3/14/2012	Wednesday	35.78	9.82	146			
3/20/2012	Tuesday	34.60	9.37	102			
3/21/2012	Wednesday	36.26	26.4	138			
3/27/2012	Tuesday	32.31	12.8	160			
3/28/2012	Wednesday	37.74	12.7	137			
4/3/2012	Tuesday	35.13	12.2	190	2.94	0.98	
4/4/2012	Wednesday	33.10	8.97	134			
4/10/2012	Tuesday	33.49	10.9	149			
4/11/2012	Wednesday	31.91	10.7	138			
4/17/2012	Tuesday	31.59	9.66	127			
4/18/2012	Wednesday	32.11	8.51	128			
4/24/2012	Tuesday	61.07	13.5	150			
4/25/2012	Wednesday	61.57	12.3	136			
5/1/2012	Tuesday	50.42	11.3	132			

Field's Point Effluent Metals 2012
all analyses in ppb

Date	Day of the Week	Effluent Flow	Al (ppb)	Fe (ppb)	Se (ppb)	As (ppb)	Mo(ppb)
5/2/2012	Wednesday	44.40	9.87	130			
5/8/2012	Tuesday	42.60	14.6	156	3.53	0.96	
5/9/2012	Wednesday	64.01	12.2	97.2			
5/15/2012	Tuesday	50.28	18.5	187			
5/16/2012	Wednesday	58.11	11	130			
5/22/2012	Tuesday	52.78	8.12	122			
5/23/2012	Wednesday	41.06	8.8	144			
5/29/2012	Tuesday	38.73	8.41	142			
5/30/2012	Wednesday	35.60	6.71	132			
6/5/2012	Tuesday	36.36	13.6	162	2.28	1.05	
6/6/2012	Wednesday	51.17	14.7	154			
6/12/2012	Tuesday	38.72	9.45	138			
6/13/2012	Wednesday	49.11	7.82	135			
6/19/2012	Tuesday	34.33	12.4	204			
6/20/2012	Wednesday	36.78	8.47	200			
6/26/2012	Tuesday	57.32	10.3	291			
6/27/2012	Wednesday	48.98	10.1	402			
7/3/2012	Tuesday	36.90	9.16	346			
7/4/2012	Wednesday	36.25	10.2	365			
7/10/2012	Tuesday	35.02	11.5	320			
7/11/2012	Wednesday	32.18	11.4	385			
7/17/2012	Tuesday	39.37	7.56	435	2.24	1.26	
7/18/2012	Wednesday	48.67	12.5	328			
7/24/2012	Tuesday	38.73	8.3	226			
7/25/2012	Wednesday	32.10	7.84	172			
7/31/2012	Tuesday	46.90	8.847	222			
8/1/2012	Wednesday	35.38	7.631	181.9			
8/7/2012	Tuesday	33.02	7.558	237.9	1.891	1.085	5.499
8/8/2012	Wednesday	32.08	6.703	203			
8/14/2012	Tuesday	33.70	7.944	205.9			
8/15/2012	Wednesday	63.52	9.691	203.8			
8/21/2012	Tuesday	34.60	8.052	187.4			
8/22/2012	Wednesday	32.96	7.229	183.7			
8/28/2012	Tuesday	40.42	7.928	184.8			
8/29/2012	Wednesday	35.83	6.875	213			

Field's Point Effluent Metals 2012
all analyses in ppb

Date	Day of the Week	Effluent Flow	Al (ppb)	Fe (ppb)	Se (ppb)	As (ppb)	Mo(ppb)
9/4/2012	Tuesday	54.93	17.7	346			
9/5/2012	Wednesday	52.41	8.807	168.6			
9/11/2012	Tuesday	32.97	7.235	208.7	2.686	1.157	3.016
9/12/2012	Wednesday	33.63	6.618	196.7			
9/18/2012	Tuesday	45.86	14.65	280.5			
9/19/2012	Wednesday	53.51	12.27	246.6			
9/25/2012	Tuesday	32.77	7.137	166.6			
9/26/2012	Wednesday	32.76	7.381	200.5			
10/2/2012	Tuesday	43.21	12.32	233.8	3.377	0.986	3.33
10/3/2012	Wednesday	33.20	7.997	230.6			
10/9/2012	Tuesday	31.96	9.753	183.9			
10/10/2012	Wednesday	41.60	10.81	171			
10/16/2012	Tuesday	32.25	7.234	166			
10/17/2012	Wednesday	31.77	7.635	154			
10/23/2012	Tuesday	33.61	8.812	185.2			
10/24/2012	Wednesday	33.42	8.211	163.5			
10/30/2012	Tuesday	65.32	20.65	194.3			
10/31/2012	Wednesday	62.39	14.49	168.3			
11/6/2012	Tuesday	37.26	13.92	221.7			
11/7/2012	Wednesday	46.92	15.03	190.8			
11/13/2012	Tuesday	48.11	11.5	158.3			
11/14/2012	Wednesday	35.74	10.2	143.4			
11/20/2012	Tuesday	33.90	8.72	141.6	2.92	0.902	4.92
11/21/2012	Wednesday	31.63	8.62	132.8			
11/27/2012	Tuesday	37.77	8.49	155.7			
11/28/2012	Wednesday	31.52	11.4	238.2			
12/4/2012	Tuesday	32.58	8.15	167.8	4.03	0.859	6.88
12/5/2012	Wednesday	31.41	8.54	140.6			
12/11/2012	Tuesday	39.77	11.7	165			
12/12/2012	Wednesday	33.57	8.71	332.4			
12/18/2012	Tuesday	58.26	13.9	131.8			
12/19/2012	Wednesday	40.66	11.5	175.5			
12/25/2012	Tuesday	34.60	11.3	173.3			

Field's Point Monthly Effluent Data 2012
all results in ppb

Date		Flow (MGD)	Cd	TTL Cr	Cu	Pb	Hg(ppb)	Ni	Ag	Zn	CN
January	Average	44.56	0.06	2.48	4.83	0.68	2.87	12.94	0.10	22.41	8.11
	Minimum	36.28	0.05	0.80	4.43	0.49	2.00	10.80	0.05	18.50	5.23
	Maximum	67.10	0.09	8.40	5.49	1.03	4.53	15.30	0.17	25.30	10.64
February	Average	38.63	0.15	1.35	4.92	0.55	3.28	16.96	0.08	24.65	9.55
	Minimum	34.51	0.08	0.61	4.13	0.38	2.00	13.80	0.05	21.80	8.08
	Maximum	50.24	0.27	3.68	6.32	0.99	5.19	20.20	0.11	29.00	12.22
March	Average	38.41	0.24	1.38	4.08	0.50	4.04	26.93	0.07	30.14	9.56
	Minimum	32.31	0.08	0.77	3.38	0.44	2.00	15.40	0.06	27.00	5.24
	Maximum	61.08	0.48	2.33	4.55	0.63	7.32	37.10	0.08	33.60	15.08
April	Average	38.27	0.14	1.31	3.68	0.56	3.54	16.99	0.06	24.24	8.24
	Minimum	31.46	0.08	0.72	3.35	0.48	2.15	11.70	0.05	18.70	6.38
	Maximum	61.57	0.18	2.26	4.04	0.71	6.47	25.20	0.07	28.80	11.31
May	Average	43.53	0.10	0.97	6.17	0.64	3.60	12.90	0.06	22.42	9.63
	Minimum	35.60	0.04	0.59	2.84	0.53	2.00	11.00	0.04	18.30	4.78
	Maximum	64.01	0.23	2.40	30.70	0.88	5.72	16.50	0.07	28.90	22.44
June	Average	42.18	0.04	1.15	3.69	0.72	3.17	15.16	0.21	17.64	8.19
	Minimum	33.84	0.02	0.72	3.10	0.60	2.41	11.00	0.09	9.19	5.76
	Maximum	63.36	0.09	3.44	4.63	0.85	4.66	18.60	0.33	27.20	12.05
July	Average	38.72	0.02	0.84	2.73	0.71	2.51	11.29	0.06	12.88	6.99
	Minimum	30.40	0.02	0.46	2.27	0.58	2.00	8.70	0.04	8.65	5.12
	Maximum	56.85	0.03	1.36	3.38	0.90	5.85	14.90	0.10	23.80	10.36
August	Average	38.93	0.04	0.77	2.51	0.57	3.56	15.64	0.04	14.02	6.34
	Minimum	31.77	0.02	0.48	2.20	0.49	2.00	11.79	0.03	12.10	4.05
	Maximum	63.52	0.05	1.12	2.72	0.68	6.38	19.18	0.06	15.71	10.69
September	Average	39.76	0.05	1.33	3.19	0.57	2.66	20.16	0.24	13.20	7.34
	Minimum	30.62	0.03	0.64	2.34	0.41	2.00	9.42	0.08	10.55	5.14
	Maximum	58.17	0.07	2.86	4.84	0.94	6.65	33.30	0.89	15.16	10.42
October	Average	37.90	0.04	0.94	2.75	0.56	2.48	12.45	0.06	17.70	6.79
	Minimum	30.22	0.02	0.67	2.30	0.43	2.00	10.29	0.05	14.83	5.22
	Maximum	65.32	0.06	1.44	3.12	0.80	3.58	13.90	0.08	21.30	8.42
November	Average	36.31	0.04	0.91	2.72	0.54	3.69	13.61	0.09	19.62	7.07
	Minimum	30.66	0.03	0.36	2.18	0.40	2.00	9.95	0.07	17.57	5.20
	Maximum	51.62	0.06	2.91	4.09	0.72	15.80	19.30	0.11	21.80	10.30
December	Average	42.49	0.03	0.70	3.89	0.57	2.36	12.36	0.14	21.04	7.63
	Minimum	31.14	0.02	0.31	2.86	0.42	2.00	9.04	0.07	16.00	5.88
	Maximum	62.86	0.04	1.06	7.20	0.96	3.24	17.70	0.23	26.00	8.80

Field's Point Effluent Loading Summary 2012

Field's Point monthly mean effluent loading summary (lbs/month)

Month	Total Monthly Eff Flow	Cd	TTL Cr	Cu	Pb	Hg	Ni	Ag	Zn	CN	Total (lbs/month)
January	1381.2	0.960	26.802	56.971	7.769	0.032	153.851	1.190	257.784	93.859	505.36
February*	1120.3	1.308	12.831	44.992	5.066	0.032	158.729	0.747	232.956	90.421	456.66
March*	1190.8	2.408	13.706	40.558	4.953	0.040	267.408	0.720	299.314	94.921	629.11
April*	1148.1	1.293	12.555	35.189	5.386	0.034	162.658	0.563	232.078	78.911	449.75
May	1349.3	1.137	10.938	69.466	7.146	0.040	145.166	0.619	252.296	108.390	486.81
June	1265.4	0.369	12.149	38.927	7.611	0.033	160.010	2.216	186.116	86.376	407.43
July	1200.2	0.246	8.277	27.761	7.171	0.024	113.891	0.607	118.451	68.492	276.43
August	1206.8	0.368	7.951	24.899	5.686	0.037	156.481	0.400	151.617	65.318	347.44
September	1192.7	0.516	13.248	31.758	5.622	0.026	200.502	2.377	131.310	73.034	385.36
October	1175.0	0.377	9.229	26.987	5.454	0.024	121.959	0.615	173.444	66.526	338.09
November	1089.4	0.342	8.249	24.725	4.907	0.033	123.624	0.846	178.206	64.266	340.93
December	1317.1	0.312	7.725	42.729	6.257	0.026	135.713	1.532	231.085	83.784	425.38
Total Pounds/Year		9.64	143.66	464.96	73.03	0.38	1899.99	12.43	2444.65	974.30	

Field's Point monthly mean effluent loading summary (lbs/day)

Month	Mean Eff Flow (MGD)	Cd	TTL Cr	Cu	Pb	Hg	Ni	Ag	Zn	CN	Total
January	44.56	0.029	0.840	1.740	0.240	0.0010	4.682	0.037	7.875	2.880	15.44
February	38.63	0.045	0.457	1.585	0.183	0.0011	5.517	0.027	8.138	3.151	15.95
March	38.41	0.072	0.428	1.249	0.153	0.0013	8.184	0.022	9.211	2.939	19.32
April	38.27	0.045	0.415	1.212	0.195	0.0012	5.443	0.019	7.793	2.856	15.12
May	43.53	0.041	0.374	2.512	0.254	0.0015	5.129	0.022	8.864	3.903	17.20
June	42.18	0.012	0.435	1.339	0.269	0.0012	5.561	0.078	6.388	3.027	14.08
July	38.72	0.008	0.273	0.886	0.232	0.0008	3.675	0.019	3.828	2.170	8.92
August	38.93	0.011	0.241	0.779	0.181	0.0011	5.020	0.013	4.720	2.005	10.97
September	39.76	0.018	0.446	1.159	0.210	0.0010	6.574	0.090	4.635	2.611	13.13
October	37.90	0.014	0.314	0.943	0.200	0.0009	4.204	0.022	6.144	2.238	11.84
November	36.31	0.012	0.306	0.852	0.175	0.0013	4.242	0.029	6.172	2.199	11.79
December	42.49	0.009	0.231	1.279	0.195	0.0008	3.947	0.048	6.902	2.546	12.61

Field's Point Effluent Loading Summary 2012

Field's Point Monthly mean effluent concentration (ppb)

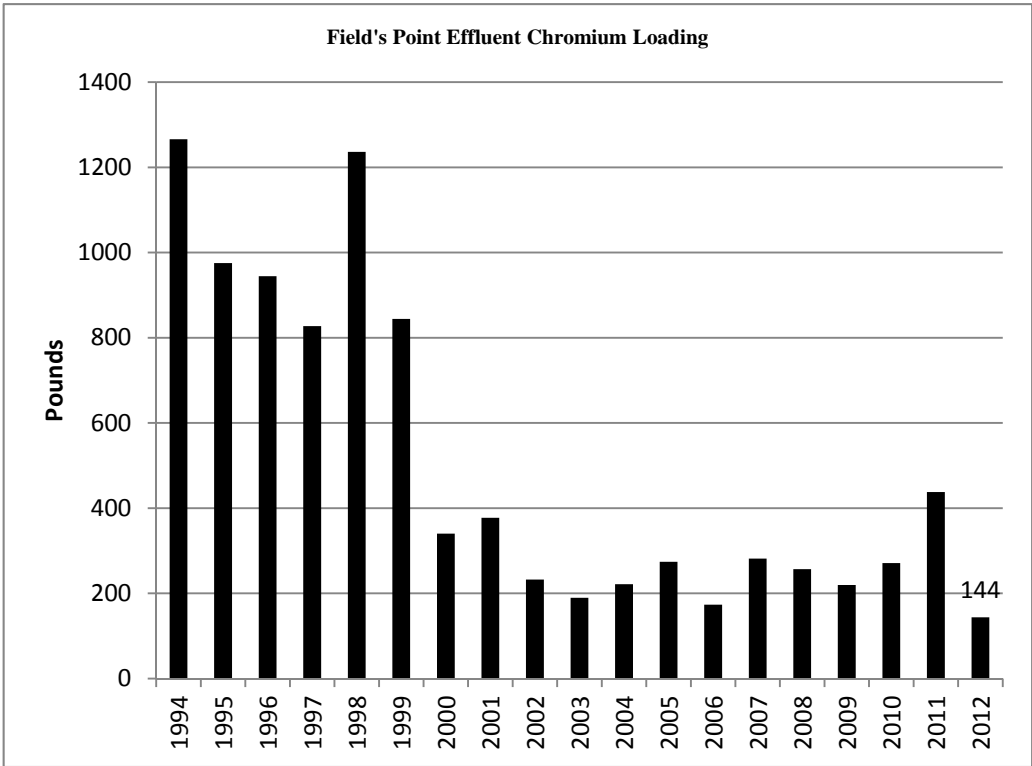
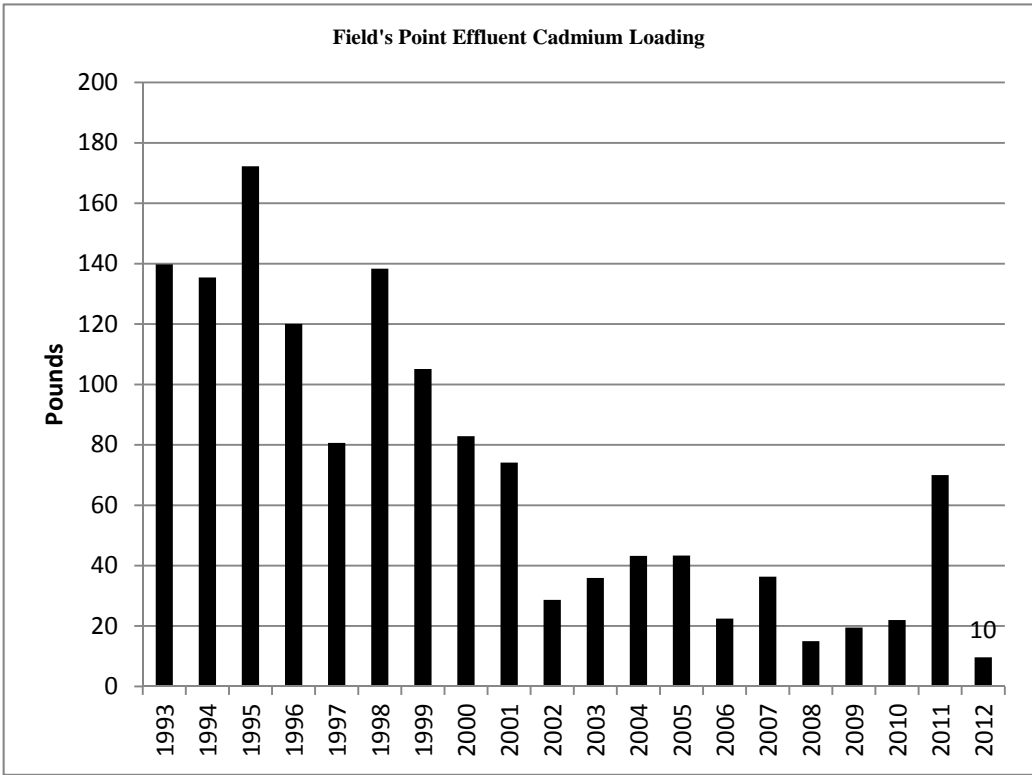
Month	Mean Eff Flow (MGD)	Cd	TTL Cr	Cu	Pb	Hg	Ni	Ag	Zn	CN	Total
January	44.56	0.083	2.327	4.946	0.674	0.0028	13.356	0.103	22.378	8.148	43.87
February*	38.63	0.140	1.373	4.816	0.542	0.0034	16.989	0.080	24.933	9.678	48.88
March*	38.41	0.243	1.380	4.084	0.499	0.0040	26.925	0.073	30.138	9.558	63.34
April*	38.27	0.135	1.311	3.675	0.563	0.0035	16.988	0.059	24.238	8.241	46.97
May	43.53	0.101	0.972	6.173	0.635	0.0036	12.900	0.055	22.420	9.632	43.26
June	42.18	0.035	1.151	3.689	0.721	0.0032	15.163	0.210	17.636	8.185	38.61
July	38.72	0.025	0.827	2.773	0.716	0.0024	11.378	0.061	11.833	6.842	27.62
August	38.93	0.037	0.790	2.474	0.565	0.0036	15.548	0.040	15.064	6.490	34.52
September	39.76	0.052	1.332	3.193	0.565	0.0027	20.158	0.239	13.201	7.343	38.74
October	37.90	0.039	0.942	2.754	0.557	0.0025	12.446	0.063	17.700	6.789	34.50
November	36.31	0.038	0.908	2.722	0.540	0.0037	13.607	0.093	19.615	7.074	37.53
December	42.49	0.028	0.703	3.890	0.570	0.0024	12.355	0.139	21.038	7.628	38.73

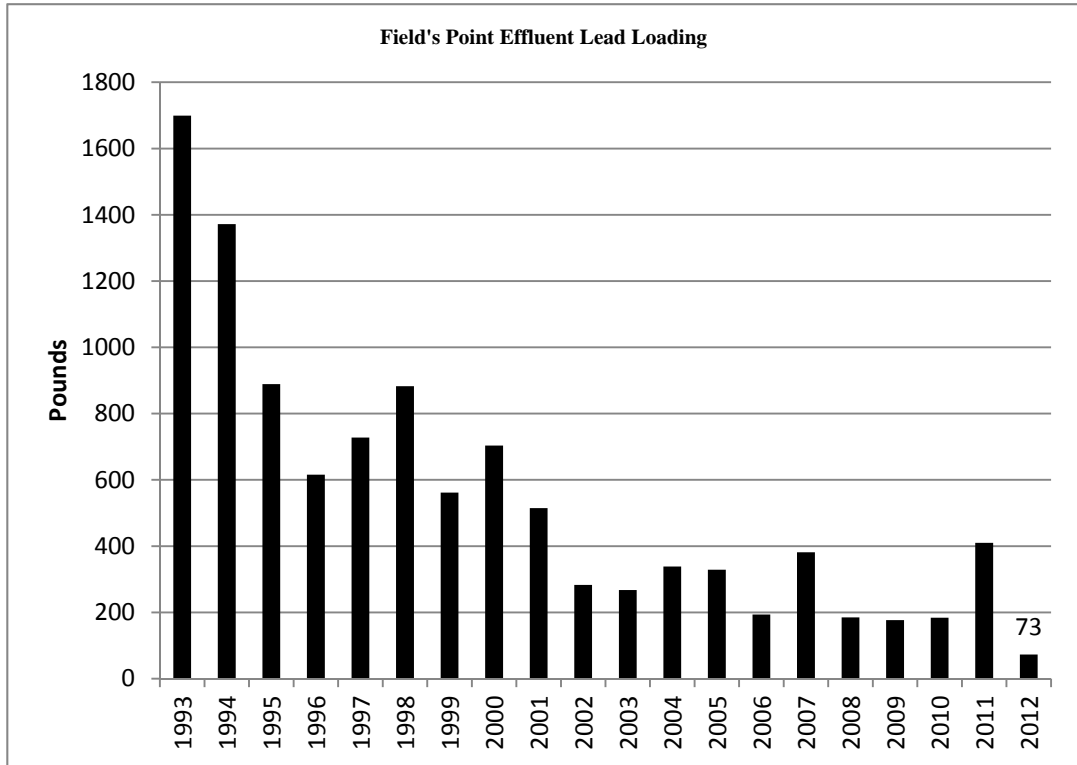
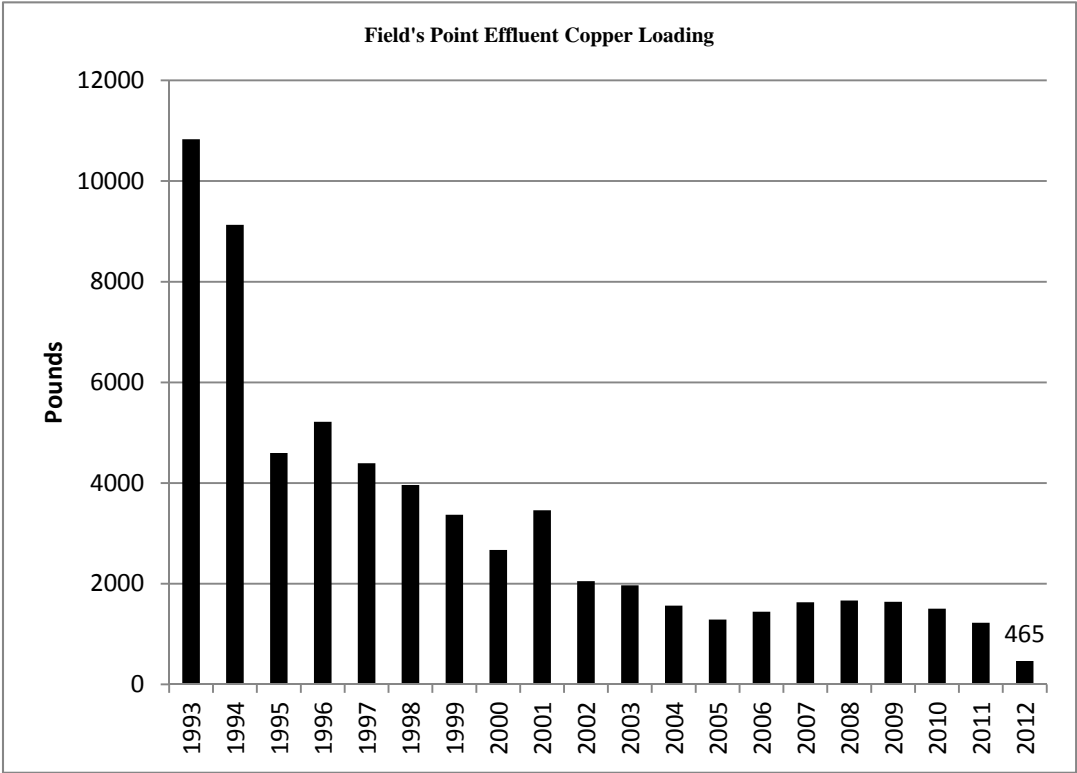
Total = Sum of Monthly Average Metals Concentrations (Cd, Cr, Cu, Pb, Hg, Ni, Ag, Zn)

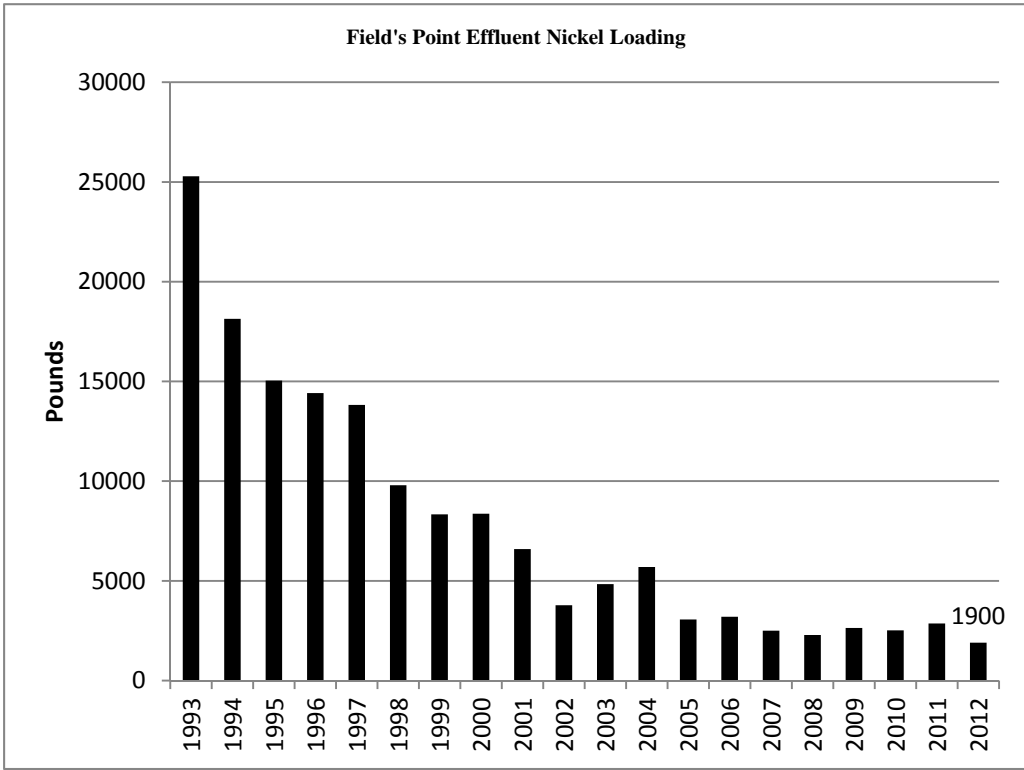
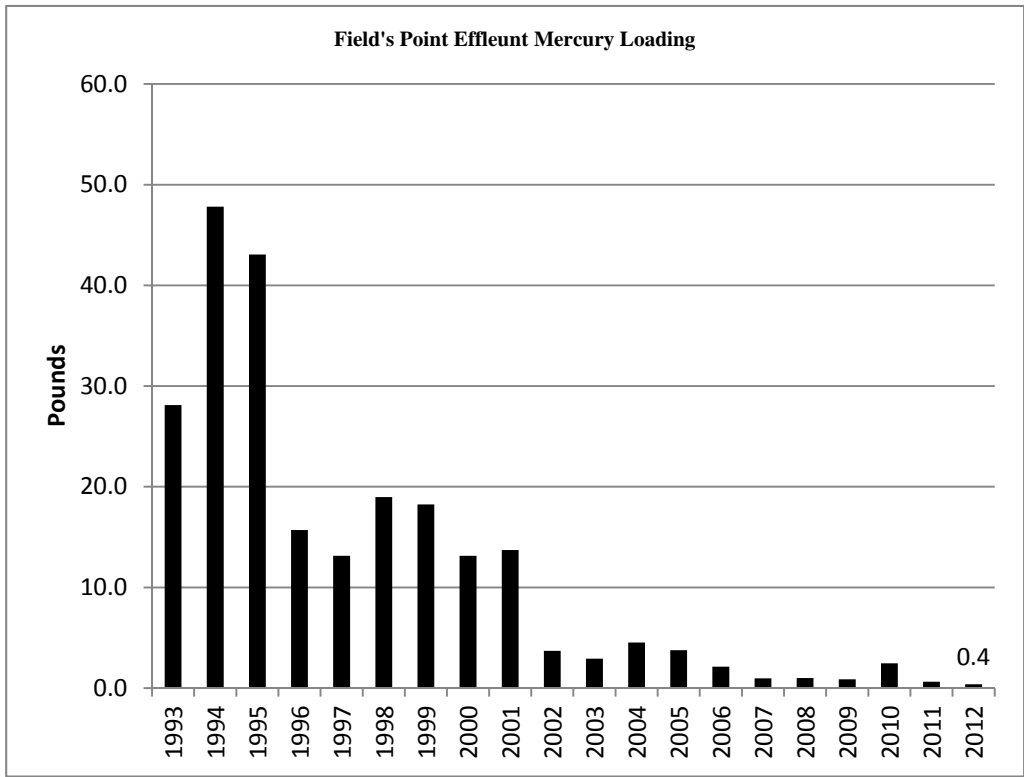
Field's Point Effluent Metals Loading (lb/yr)

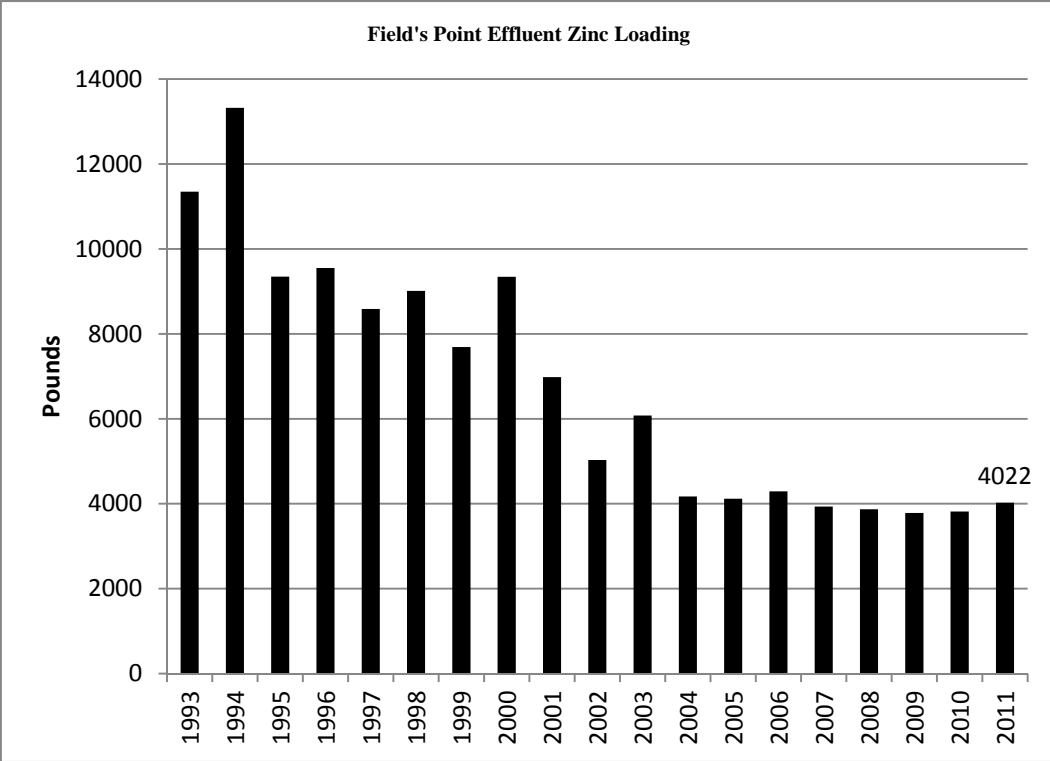
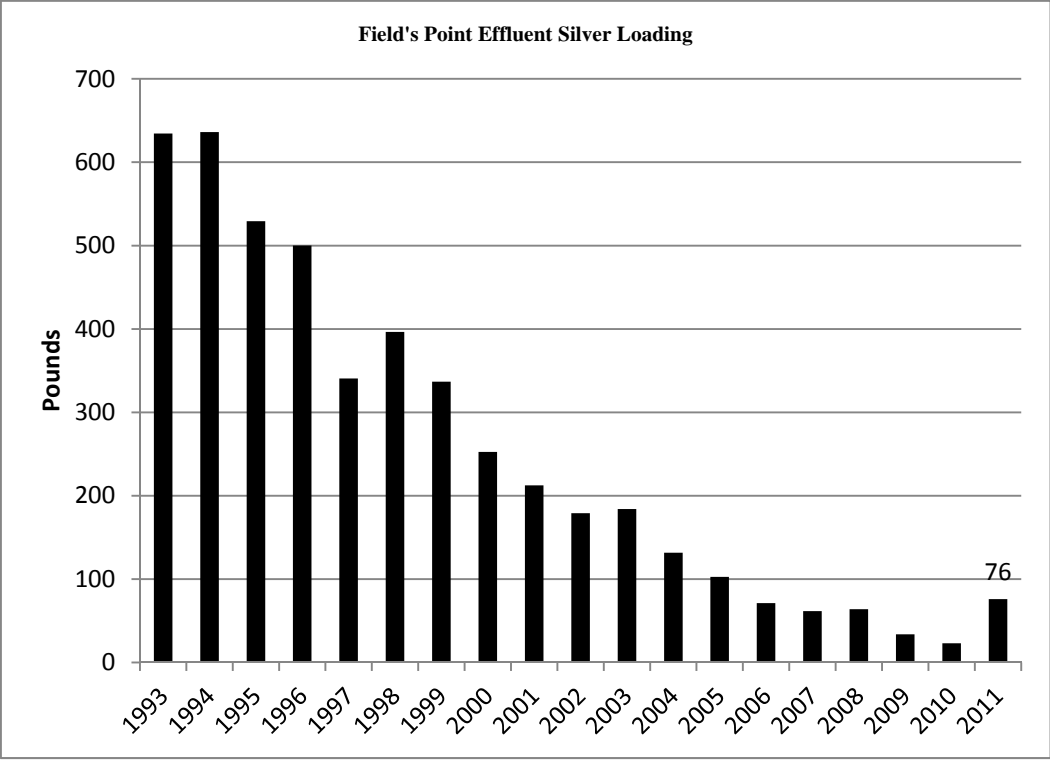
Year	Cadmium	Chromium	Copper	Lead	Mercury	Nickel	Silver	Zinc
1993	140		10831	1699	28.1	25289	634	11347
1994	135	1266	9132	1372	47.8	18134	636	13324
1995	172	975	4598	889	43.1	15045	529	9348
1996	120	945	5218	616	15.7	14416	500	9552
1997	81	827	4393	727	13.1	13819	341	8585
1998	138	1236	3960	883	19.0	9797	396	9011
1999	105	844	3371	562	18.3	8338	337	7689
2000	83	340	2670	704	13.1	8369	253	9345
2001	74	377	3458	515	13.7	6595	212	6981
2002	29	232	2050	283	3.7	3774	179	5031
2003	36	190	1968	268	2.9	4838	184	6076
2004	43	222	1564	338	4.5	5694	132	4171
2005	43	274	1289	329	3.8	3062	103	4117
2006	22	174	1443	194	2.1	3199	71	4290
2007	36	282	1,632	382	1.0	2,505	62	3934
2008	15	257	1667	185	1.0	2282	64	3870
2009	19	220	1642	177	0.9	2640	34	3782
2010	22	271	1505	184	2.5	2518	23	3818
2011	70	438	1224	410	0.6	2863	76	4022
2012	10	144	465	73	0.4	1900	12	2445

* In 2011, several samples for Cadmium, Chromium, Lead, and Silver had to be analyzed on equipment with higher detection limits, resulting in an increase in loadings that was not actually reflective of what was being discharged at Field's Point.









***EFFLUENT DISSOLVED METALS
DATA***

FIELD'S POINT

Field's Point Dissolved Metals 2012

all results in ppb

MDL = method detection limit

Date	Cd		Cr	Cr MDL	Cu		Pb	Pb MDL	Ni	Ni MDL	Ag		Zn	Zn MDL*	Al		Fe	Fe MDL
	Cd	MDL*			Cu	MDL					Ag	MDL*			Al	MDL		
1/10/2012	0.08	0.01	1.05	0.30	3.56	0.30	<0.3	0.30	12.50	0.30	0.03	0.01	26.40	1.00	3.99	3.00	112.00	2.00
2/7/2012	0.10	0.01	3.59	0.30	3.87	0.30	0.35	0.30	14.80	0.30	0.05	0.01	22.70	1.00	3.19	3.00	96.80	2.00
3/6/2012	0.11	0.01	2.22	0.30	3.36	0.30	<0.3	0.30	14.60	0.30	0.03	0.01	28.20	1.00	<3.00	3.00	91.40	2.00
4/3/2012	0.17	0.02	2.12	0.30	3.42	0.30	0.32	0.30	18.00	0.30	0.03	0.02	25.30	4.00	<3.00	3.00	104.00	2.00
5/8/2012	0.19	0.02	0.65	0.30	2.97	0.30	0.32	0.30	15.40	0.30	0.02	0.02	26.10	4.00	7.52	3.00	75.90	2.00
6/5/2012	0.04	0.02	1.25	0.30	2.55	0.30	0.43	0.30	12.60	0.30	0.03	0.02	23.80	4.00	<3.00	3.00	85.70	2.00
7/17/2012	0.02	0.02	0.89	0.30	2.10	0.30	0.30	0.30	15.00	0.30	<0.02	0.02	8.69	4.00	<3.00	3.00	92.20	2.00
8/7/2012	0.02	0.02	1.18	0.30	2.44	0.30	<0.3	0.30	15.17	0.30	<0.02	0.02	11.84	4.00	<3.00	3.00	100.80	2.00
9/11/2012	0.08	0.02	1.10	0.30	2.94	0.30	<0.3	0.30	21.85	0.30	0.16	0.02	16.77	4.00	3.17	3.00	96.86	2.00
10/2/2012	0.03	0.02	1.70	0.30	2.32	0.30	<0.3	0.30	11.75	0.30	0.04	0.02	13.24	4.00	<3.00	3.00	91.04	2.00
11/20/2012	0.03	0.02	1.31	0.30	2.05	0.30	<0.3	0.30	14.33	0.30	0.03	0.02	19.23	4.00	6.65	3.00	87.80	2.00
12/4/2012	0.03	0.02	1.26	0.30	2.98	0.30	<0.3	0.30	17.55	0.30	0.05	0.02	20.85	4.00	<3.00	3.00	93.73	2.00

*MDL's for Cd, Ag, and Zn changed in March 2012

	Cd	Cr	Cu	Pb	Ni	Ag	Zn	Al	Fe
yearly average concentration	0.08	1.53	2.88	<0.32	15.30	<0.04	20.26	<3.79	94.02
yearly median concentration	0.06	1.25	2.96	0.30	14.90	0.03	21.78	3.00	92.97
yearly minimum concentration	0.02	0.65	2.05	<0.30	11.75	<0.02	8.69	<3.00	75.90
yearly maximum concentration	0.19	3.59	3.87	0.43	21.85	0.16	28.20	7.52	112.00

BIOASSAY DATA

FIELD'S POINT

Field's Point WWTF Bioassay Results - 2012						
<i>Americamysis bahia</i>						
Acute	1st Quarter, 2012			2nd Quarter, 2012		
Test	Result	Permit Limit	Pass Y/N	Result	Permit Limit	Pass Y/N
LC ₅₀	>100%	>100%	Y	>100%	>100%	Y
A-NOEC	100%	N/A**	N/A	100%	N/A**	N/A
	3rd Quarter, 2012			4th Quarter, 2012		
Test	Result	Permit Limit	Pass Y/N	Result	Permit Limit	Pass Y/N
LC ₅₀	>100%	>100%	Y	>100%	>100%	Y
A-NOEC	100%	N/A**	N/A	100%	N/A**	N/A

* NOTE - % indicates Percent Effluent

** No permit limit exists for A-NOEC

LC₅₀ LC₅₀ is the effluent concentration that causes 50% mortality during the acute toxicity test duration.

A-NOEC No observable effect concentration: Highest concentration of the effluent in which 90% or more of the test animals survive

Acute Test continuous exposure to effluent for 48 hours

Field's Point WWTF Bioassay Results - 2012						
<i>Arbacia punctulata</i>						
Chronic	1st Quarter, 2012			2nd Quarter, 2012		
Test	Result	Permit Limit	Pass Y/N	Result	Permit Limit	Pass Y/N
C-NOEC	100%	Required monitoring: No Limit	Y	100%	Required monitoring: No Limit	Y
	3rd Quarter, 2012			4th Quarter, 2012		
Test	Result	Permit Limit	Pass Y/N	Result	Permit Limit	Pass Y/N
C-NOEC	100%	Required monitoring: No Limit	Y	100%	Required monitoring: No Limit	Y

* NOTE - % indicates Percent Effluent

C-NOEC Highest concentration of effluent with no observed effect on fertilization rates

OIL AND GREASE DATA

FIELD'S POINT

Field's Point Oil & Grease 2012

Date	Influent Flow MGD	Effluent Flow MGD	Influent Average ppm	Effluent Average ppm
1/10/2012	38.77	38.77	20.34	<4.0
2/7/2012	39.68	39.68	9.27	<4.0
3/6/2012	39.71	39.71	21.93	<4.0
4/3/2012	35.13	35.13	22.65	<4.0
5/8/2012	42.60	42.60	17.2	<4.0
6/5/2012	36.36	36.36	15.36	<4.0
7/17/2012	39.37	39.37	20.45	<4.0
8/7/2012	33.02	33.02	23.63	<4.0
9/11/2012	32.97	32.97	26.97	<4.0
10/3/2012	33.20	33.20	17.64	<4.0
11/20/2012	33.90	33.90	11.3	<4.0
12/4/2012	32.58	32.58	17.2	<4.0

***BOD, TSS, AND FECAL
COLIFORM DATA***

FIELD'S POINT

Field's Point 2012 Wastewater Treatment Plant
TSS, BOD and Fecal Coliform Data

Date	Fecal Coliform		Raw Influent TSS (mg/L)	Raw Influent BOD (mg/L)	Final Effluent TSS (mg/L)	Final Effluent BOD (mg/L)
	Bacteria (MPN/100mL)	Influent Flow (MGD)				
1/1/2012	2	41.76	121	134.04	9	10.70
1/2/2012	3	39.88	119	157.22	7	10.78
1/3/2012	2	40.22	156	166.22	8	9.92
1/4/2012	2	39.48	140	142.01	5	9.84
1/5/2012	2	38.89	129	158.66	9	8.33
1/6/2012	2	38.55	129	161.80	5	12.69
1/7/2012	2	37.79	131	169.98	9	12.64
1/8/2012	2	37.66	139	148.25	9	12.03
1/9/2012	3	36.28	141	173.85	7	12.16
1/10/2012	2	38.77	135	145.04	8	8.91
1/11/2012	2	39.96	125	158.22	7	13.27
1/12/2012	2	66.31	161	117.01	12	12.18
1/13/2012	8	67.10	69	103.98	9	24.32
1/14/2012	3	54.45	78	105.40	9	13.59
1/15/2012	2	44.62	94	132.48	5	12.65
1/16/2012	2	41.95	126	161.21	8	8.59
1/17/2012	2	46.40	113	138.07	9	6.73
1/18/2012	2	38.87	102	170.93	9	12.19
1/19/2012	3	38.02	113	198.66	8	12.67
1/20/2012	2	40.29	117	150.92	8	11.59
1/21/2012	2	38.98	99	181.60	6	13.88
1/22/2012	2	39.10	122	159.12	7	5.87
1/23/2012	4	56.56	153	143.59	5	8.48
1/24/2012	6	50.36	102	132.38	12	12.80
1/25/2012	2	41.12	119	137.86	8	8.66
1/26/2012	2	51.69	117	116.87	8	8.64
1/27/2012	2	61.67	100	106.79	7	12.71
1/28/2012	2	45.36	99	159.42	9	12.04
1/29/2012	2	44.86	104	110.35	6	7.23
1/30/2012	3	41.43	97	146.83	8	10.29
1/31/2012	4	42.87	123	141.45	6	5.77
2/1/2012	3	41.50	117	138.43	8	10.90
2/2/2012	2	41.80	103	146.92	6	11.91
2/3/2012	2	40.65	133	167.47	5	10.82
2/4/2012	3	41.69	120	159.27	10	12.18
2/5/2012	2	39.15	155	192.86	7	12.94
2/6/2012	2	39.19	122	172.10	6	12.84
2/7/2012	2	39.68	123	190.20	6	11.27
2/8/2012	2	39.91	121	184.33	7	13.33
2/9/2012	2	37.90	138	200.20	10	12.95
2/10/2012	7	39.84	145	210.20	5	12.28
2/11/2012	2	39.29	126	159.72	7	9.93
2/12/2012	2	38.78	132	165.18	8	12.60
2/13/2012	2	35.99	144	191.80	7	10.74
2/14/2012	2	36.83	154	176.59	8	13.86
2/15/2012	2	37.03	144	163.26	11	9.16

Field's Point 2012 Wastewater Treatment Plant
TSS, BOD and Fecal Coliform Data

Date	Fecal Coliform		Raw Influent TSS (mg/L)	Raw Influent BOD (mg/L)	Final Effluent TSS (mg/L)	Final Effluent BOD (mg/L)
	Bacteria (MPN/100mL)	Influent Flow (MGD)				
2/16/2012	2	38.36	163	178.03	12	12.21
2/17/2012	2	36.60	128	215.33	4	10.27
2/18/2012	2	35.48	121	196.17	9	11.61
2/19/2012	2	36.11	135	160.41	8	9.21
2/20/2012	2	34.86	133	207.78	8	10.40
2/21/2012	3	36.24	155	179.41	8	9.63
2/22/2012	2	36.57	156	205.09	11	13.47
2/23/2012	2	34.61	121	220.80	4	9.55
2/24/2012	3	50.24	177	192.83	6	14.65
2/25/2012	3	37.49	114	194.87	6	11.32
2/26/2012	2	35.50	130	177.59	8	11.62
2/27/2012	2	34.51	145	188.53	11	7.98
2/28/2012	2	34.72	139	186.51	5	13.10
2/29/2012	5	49.76	194	181.21	9	10.12
3/1/2012	11	61.08	87	124.46	15	18.41
3/2/2012	4	57.11	99	137.70	7	11.06
3/3/2012	2	47.79	102	163.59	7	13.14
3/4/2012	2	40.12	89	141.25	5	9.71
3/5/2012	2	37.79	105	185.69	4	12.27
3/6/2012	2	39.71	119	162.33	7	10.77
3/7/2012	4	39.57	110	169.23	4	8.96
3/8/2012	2	41.54	153	179.55	5	8.18
3/9/2012	4	39.77	125	201.62	6	9.53
3/10/2012	2	37.40	116	180.49	7	10.08
3/11/2012	2	36.77	114	163.25	5	8.83
3/12/2012	2	38.96	141	156.93	5	9.33
3/13/2012	3	37.68	140	197.75	5	9.43
3/14/2012	2	35.78	141	199.59	8	9.11
3/15/2012	2	37.34	156	164.48	9	7.83
3/16/2012	2	34.17	169	185.83	3	6.20
3/17/2012	2	36.18	144	203.57	6	8.68
3/18/2012	2	35.64	133	207.84	3	6.02
3/19/2012	2	36.30	185	196.08	9	7.96
3/20/2012	6	34.60	143	187.83	3	6.51
3/21/2012	2	36.26	130	191.29	3	10.56
3/22/2012	2	34.37	156	201.72	6	8.45
3/23/2012	2	35.99	128	199.48	6	8.29
3/24/2012	2	34.82	129	202.67	6	7.96
3/25/2012	3	33.62	114	210.38	3	3.27
3/26/2012	2	35.17	138	203.39	5	6.78
3/27/2012	2	32.31	145	190.08	3	8.34
3/28/2012	2	37.74	186	193.30	5	8.53
3/29/2012	2	36.38	154	172.31	10	8.82
3/30/2012	2	32.93	163	194.70	5	8.40
3/31/2012	2	35.95	133	185.98	8	7.82
4/1/2012	2	38.64	140	170.98	4	4.76
4/2/2012	4	33.85	149	220.82	7	10.41

Field's Point 2012 Wastewater Treatment Plant
TSS, BOD and Fecal Coliform Data

Date	Fecal Coliform		Raw Influent TSS (mg/L)	Raw Influent BOD (mg/L)	Final Effluent TSS (mg/L)	Final Effluent BOD (mg/L)
	Bacteria (MPN/100mL)	Influent Flow (MGD)				
4/3/2012	2	35.13	134	180.76	7	11.88
4/4/2012	2	33.10	165	227.29	4	7.79
4/5/2012	2	35.19	161	184.66	12	8.34
4/6/2012	2	31.90	164	215.64	8	12.29
4/7/2012	2	35.39	139	181.91	13	8.89
4/8/2012	2	32.51	164	193.39	10	8.96
4/9/2012	2	33.79	155	194.81	8	10.74
4/10/2012	2	33.49	201	200.71	11	8.08
4/11/2012	2	31.91	153	194.71	6	8.20
4/12/2012	2	35.50	203	164.19	10	7.50
4/13/2012	2	33.63	140	211.43	5	8.34
4/14/2012	2	32.82	142	187.33	4	7.43
4/15/2012	3	31.73	117	189.17	4	7.55
4/16/2012	2	33.11	130	202.50	5	8.45
4/17/2012	2	31.59	153	224.36	8	8.53
4/18/2012	2	32.11	141	186.45	7	6.66
4/19/2012	2	32.30	167	227.96	9	7.52
4/20/2012	4	33.67	144	188.47	10	8.40
4/21/2012	2	31.46	149	204.60	4	7.82
4/22/2012	3	70.23	224	161.08	12	11.15
4/23/2012	2	54.66	106	133.48	11	8.01
4/24/2012	4	61.07	88	102.57	8	8.30
4/25/2012	7	61.57	74	116.07	6	11.03
4/26/2012	5	55.08	79	117.69	13	7.74
4/27/2012	2	44.49	103	148.91	6	7.17
4/28/2012	3	37.09	119	185.76	6	7.05
4/29/2012	3	35.51	130	170.47	9	8.17
4/30/2012	2	38.09	169	199.99	4	7.26
5/1/2012	3	50.42	115	130.59	5	8.24
5/2/2012	5	44.40	109	152.54	2	7.59
5/3/2012	7	38.59	121	177.71	3	10.01
5/4/2012	3	36.25	131	183.64	3	9.03
5/5/2012	2	36.26	131	186.82	4	7.26
5/6/2012	5	37.82	149	164.90	8	7.35
5/7/2012	3	37.45	139	173.30	6	9.82
5/8/2012	3	42.60	149	184.27	5	8.34
5/9/2012	8	64.01	194	165.81	9	12.04
5/10/2012	4	63.63	91	93.00	9	8.21
5/11/2012	4	62.83	73	100.00	7	10.26
5/12/2012	3	49.55	101	138.49	7	8.28
5/13/2012	4	38.07	107	145.10	6	6.16
5/14/2012	2	39.43	163	200.17	8	9.22
5/15/2012	2	50.28	151	161.25	11	15.49
5/16/2012	5	58.11	98	122.41	9	8.64
5/17/2012	2	55.60	101	120.54	9	9.64
5/18/2012	2	37.80	109	156.11	5	8.60
5/19/2012	3	39.81	111	158.11	3	10.66

Field's Point 2012 Wastewater Treatment Plant
TSS, BOD and Fecal Coliform Data

Date	Fecal Coliform		Raw Influent TSS (mg/L)	Raw Influent BOD (mg/L)	Final Effluent TSS (mg/L)	Final Effluent BOD (mg/L)
	Bacteria (MPN/100mL)	Influent Flow (MGD)				
5/20/2012	2	36.68	112	189.44	7	8.38
5/21/2012	6	39.48	129	162.84	6	11.90
5/22/2012	2	52.78	117	132.85	9	8.29
5/23/2012	3	41.06	118	170.65	7	6.96
5/24/2012	2	38.04	115	153.86	7	6.01
5/25/2012	3	37.52	114	165.65	7	7.08
5/26/2012	2	36.82	118	195.50	3	6.82
5/27/2012	2	35.84	102	177.88	3	7.19
5/28/2012	2	37.90	123	175.84	4	5.03
5/29/2012	2	38.73	133	175.04	5	7.06
5/30/2012	3	35.60	115	159.35	3	6.66
5/31/2012	3	35.94	136	198.87	4	11.33
6/1/2012	2	36.97	137	168.04	7	6.00
6/2/2012	4	63.36	139	144.38	9	12.24
6/3/2012	2	59.75	78	97.07	5	6.59
6/4/2012	3	58.01	83	110.87	5	8.52
6/5/2012	2	36.36	147	194.60	12	8.62
6/6/2012	2	51.17	156	147.83	13	14.49
6/7/2012	5	45.79	145	142.45	10	8.82
6/8/2012	2	36.82	124	190.27	3	7.44
6/9/2012	2	36.68	103	154.34	4	7.64
6/10/2012	2	36.84	166	142.30	5	5.48
6/11/2012	4	36.04	153	224.20	10	7.54
6/12/2012	3	38.72	143	182.06	9	8.35
6/13/2012	3	49.11	123	149.44	8	7.18
6/14/2012	2	40.29	136	149.67	15	9.61
6/15/2012	2	34.59	124	193.59	6	6.89
6/16/2012	2	35.07	131	180.26	8	9.27
6/17/2012	2	33.84	151	172.68	15	9.40
6/18/2012	2	37.55	171	183.06	13	10.46
6/19/2012	5	34.33	121	183.28	10	12.49
6/20/2012	2	36.78	147	187.45	11	13.25
6/21/2012	3	37.12	124	189.69	5	8.18
6/22/2012	2	44.02	172	182.10	6	11.79
6/23/2012	2	38.86	103	152.24	7	8.31
6/24/2012	2	34.77	140	173.75	8	7.72
6/25/2012	6	57.27	123	119.01	12	8.13
6/26/2012	4	57.32	88	102.92	8	7.78
6/27/2012	3	48.98	93	120.40	7	7.24
6/28/2012	2	36.29	146	235.89	10	9.58
6/29/2012	2	36.79	164	170.35	12	9.52
6/30/2012	2	35.86	118	155.77	8	9.54
7/1/2012	2	45.76	155	145.75	11	9.28
7/2/2012	2	40.41	137	172.33	12	8.66
7/3/2012	3	36.90	120	181.64	8	8.97
7/4/2012	3	36.25	107	131.89	6	8.12
7/5/2012	5	34.74	135	173.47	8	8.27

Field's Point 2012 Wastewater Treatment Plant
TSS, BOD and Fecal Coliform Data

Date	Fecal Coliform		Raw Influent TSS (mg/L)	Raw Influent BOD (mg/L)	Final Effluent TSS (mg/L)	Final Effluent BOD (mg/L)
	Bacteria (MPN/100mL)	Influent Flow (MGD)				
7/6/2012	7	36.28	150	188.28	7	10.08
7/7/2012	2	34.15	138	190.43	8	7.15
7/8/2012	2	33.78	143	152.65	5	7.87
7/9/2012	2	33.47	135	210.28	11	8.19
7/10/2012	3	35.02	173.3	207.55	13	12.98
7/11/2012	2	32.18	131	203.54	12	11.02
7/12/2012	2	33.26	152	182.99	11	11.06
7/13/2012	3	32.92	139	181.01	10	12.42
7/14/2012	3	33.14	142	190.82	8	16.59
7/15/2012	2	32.18	158	168.15	14	13.67
7/16/2012	2	40.23	191	180.93	11	11.90
7/17/2012	2	39.37	115	149.43	14	7.22
7/18/2012	3	48.67	173.3	145.77	12	10.84
7/19/2012	2	51.04	115	132.62	8	6.63
7/20/2012	2	35.85	135	164.61	6	8.72
7/21/2012	2	30.40	121	164.85	4	3.30
7/22/2012	2	32.78	145	169.80	7	4.74
7/23/2012	2	34.39	135.3	178.25	8	8.12
7/24/2012	2	38.73	175.3	206.14	8	9.29
7/25/2012	2	32.10	126	169.93	8	15.86
7/26/2012	2	32.81	157.3	195.05	10	5.12
7/27/2012	2	43.28	149	157.35	7	7.20
7/28/2012	2	52.76	118	124.77	5	8.30
7/29/2012	2	56.85	83.33	85.95	6	3.29
7/30/2012	3	53.63	97	101.26	5	4.36
7/31/2012	2	46.90	128.7	138.05	8	3.95
8/1/2012	2	35.38	145.3	162.50	7	9.22
8/2/2012	2	35.78	156	202.91	7	8.36
8/3/2012	2	34.65	116	162.90	5	4.94
8/4/2012	2	34.33	130.7	156.19	8	3.99
8/5/2012	2	35.64	150	165.73	7	4.07
8/6/2012	2	35.49	128.7	157.75	5	4.24
8/7/2012	2	33.02	105.3	173.58	8	6.32
8/8/2012	2	32.08	124.7	173.90	3	4.59
8/9/2012	2	34.85	130.7	180.91	4	8.00
8/10/2012	2	50.74	142.7	160.34	7	8.79
8/11/2012	4	57.47	58.67	97.12	4	5.95
8/12/2012	2	45.13	78	111.60	6	3.87
8/13/2012	2	34.67	120.7	163.49	6	3.92
8/14/2012	2	33.70	134.7	173.60	7	9.04
8/15/2012	7	63.52	114.7	179.95	8	8.13
8/16/2012	3	60.32	66.67	90.29	3	3.97
8/17/2012	2	55.50	71	114.50	4	5.34
8/18/2012	2	48.64	113.3	147.90	7	5.68
8/19/2012	2	33.02	106.7	153.90	4	3.63
8/20/2012	2	34.24	124	182.80	5	7.28
8/21/2012	3	34.60	149.3	161.60	7	5.32

Field's Point 2012 Wastewater Treatment Plant
TSS, BOD and Fecal Coliform Data

Date	Fecal Coliform		Raw Influent TSS (mg/L)	Raw Influent BOD (mg/L)	Final Effluent TSS (mg/L)	Final Effluent BOD (mg/L)
	Bacteria (MPN/100mL)	Influent Flow (MGD)				
8/22/2012	2	32.96	142.7	182.30	6	4.98
8/23/2012	2	33.25	125.3	240.70	4	6.16
8/24/2012	2	34.32	122.7	186.88	4	6.15
8/25/2012	3	32.80	134.7	179.20	6	5.09
8/26/2012	3	31.77	135.3	168.90	5	6.08
8/27/2012	2	37.75	203.3	218.60	10	9.34
8/28/2012	2	40.42	156	159.00	8	5.87
8/29/2012	2	35.83	134	83.06	7	4.24
8/30/2012	2	31.93	137.3	163.70	6	4.80
8/31/2012	2	32.98	124.7	192.60	4	6.72
9/1/2012	2	31.34	170.7	217.86	5	5.01
9/2/2012	3	31.29	148.7	189.31	4	4.86
9/3/2012	2	31.88	140.7	229.26	4	10.71
9/4/2012	2	54.93	130	210.74	9	15.42
9/5/2012	3	52.41	130.7	150.42	7	9.32
9/6/2012	2	57.53	58.67	90.34	6	5.34
9/7/2012	2	58.17	52.67	93.49	3	7.44
9/8/2012	2	57.72	111.3	130.81	11	7.87
9/9/2012	4	37.99	122	185.30	7	4.32
9/10/2012	2	33.93	112.7	198.71	6	3.97
9/11/2012	2	32.97	128	198.89	3	<2
9/12/2012	2	33.63	131.3	222.66	5	7.89
9/13/2012	2	32.83	146.7	201.09	7	5.56
9/14/2012	2	33.60	125.3	204.89	7	4.70
9/15/2012	2	31.93	164.7	215.84	8	4.26
9/16/2012	2	31.19	142.7	217.70	11	6.23
9/17/2012	2	33.48	141.3	225.01	5	5.04
9/18/2012	3	45.86	176	233.96	9	8.34
9/19/2012	3	53.51	94.67	140.77	6	8.30
9/20/2012	2	40.10	112	183.05	6	7.86
9/21/2012	2	30.62	115.3	219.35	5	6.24
9/22/2012	2	36.20	148	193.83	5	5.69
9/23/2012	3	33.09	136	185.42	7	5.38
9/24/2012	2	30.83	120.7	201.81	6	6.67
9/25/2012	2	32.77	131.3	181.66	5	5.31
9/26/2012	2	32.76	172.7	225.63	7	4.79
9/27/2012	2	31.78	134.7	190.52	5	7.28
9/28/2012	2	53.02	184	182.04	12	14.32
9/29/2012	2	56.76	103.3	112.40	16	8.53
9/30/2012	2	38.54	124	162.46	10	7.43
10/1/2012	2	33.86	126.7	199.08	7	11.90
10/2/2012	2	43.21	136.7	159.83	7	11.47
10/3/2012	2	33.20	122	186.14	5	11.79
10/4/2012	2	34.83	158.7	202.66	8	9.82
10/5/2012	2	30.78	121.3	206.37	6	8.40
10/6/2012	2	32.80	134	222.74	5	8.44
10/7/2012	2	37.30	124.7	183.53	5	9.13

Field's Point 2012 Wastewater Treatment Plant
TSS, BOD and Fecal Coliform Data

Date	Fecal Coliform		Raw Influent TSS (mg/L)	Raw Influent BOD (mg/L)	Final Effluent TSS (mg/L)	Final Effluent BOD (mg/L)
	Bacteria (MPN/100mL)	Influent Flow (MGD)				
10/8/2012	2	31.39	110.7	210.14	4	4.12
10/9/2012	4	31.96	168.7	204.66	13	5.26
10/10/2012	2	41.60	160.7	191.69	9	10.05
10/11/2012	5	32.77	129.3	183.09	7	6.08
10/12/2012	3	31.56	114	167.63	5	5.58
10/13/2012	2	31.80	136.7	194.17	5	4.92
10/14/2012	2	30.22	152	183.47	8	6.41
10/15/2012	2	35.58	240.7	240.32	8	7.76
10/16/2012	2	32.25	211.3	201.75	10	7.08
10/17/2012	2	31.77	139.3	221.31	7	7.44
10/18/2012	2	32.94	164.7	217.21	9	5.16
10/19/2012	6	46.92	318	224.14	11	10.85
10/20/2012	3	45.19	199.3	152.32	14	4.46
10/21/2012	2	52.91	96.67	117.47	10	6.23
10/22/2012	3	33.16	178.7	192.73	8	3.90
10/23/2012	2	33.61	172.7	227.99	5	6.74
10/24/2012	2	33.42	142.7	175.24	7	4.13
10/25/2012	3	33.53	138.7	211.45	2	4.94
10/26/2012	2	33.22	146	195.67	6	4.93
10/27/2012	2	32.74	172	217.40	6	4.98
10/28/2012	2	35.31	160.7	198.84	5	3.89
10/29/2012	2	57.41	165.3	126.03	15	7.99
10/30/2012	3	65.32	95.33	101.81	10	7.99
10/31/2012	6	62.39	71.33	117.67	7	6.97
11/1/2012	3	51.62	88.67	134.26	8	6.60
11/2/2012	2	50.72	88.67	166.39	3	6.11
11/3/2012	2	36.18	116.7	173.20	6	4.49
11/4/2012	3	35.51	118	207.45	<2.0	5.67
11/5/2012	2	35.64	136.7	204.66	5	7.61
11/6/2012	2	37.26	129.3	193.48	4	6.45
11/7/2012	2	46.92	142.7	179.25	5	8.98
11/8/2012	2	41.69	108	170.11	5	8.87
11/9/2012	2	35.22	116.7	184.68	5	6.10
11/10/2012	2	34.96	124.7	195.97	4	4.26
11/11/2012	2	33.58	117.3	176.94	5	3.29
11/12/2012	2	35.55	156.7	223.83	3	3.58
11/13/2012	3	48.11	162.7	201.25	5	7.02
11/14/2012	2	35.74	120	192.27	2	5.38
11/15/2012	2	34.23	118.7	188.26	4	4.11
11/16/2012	3	34.02	109.3	178.06	3	5.70
11/17/2012	2	33.00	135.3	180.96	5	4.97
11/18/2012	2	36.78	138.7	188.30	3	4.39
11/19/2012	2	32.81	193.3	237.56	7	5.78
11/20/2012	2	33.90	143.3	189.91	6	6.26
11/21/2012	2	31.63	179.3	203.04	4	4.09
11/22/2012	2	33.76	135.3	205.39	5	5.03
11/23/2012	2	31.16	131.3	181.82	6	7.46

Field's Point 2012 Wastewater Treatment Plant
TSS, BOD and Fecal Coliform Data

Date	Fecal Coliform		Raw Influent TSS (mg/L)	Raw Influent BOD (mg/L)	Final Effluent TSS (mg/L)	Final Effluent BOD (mg/L)
	Bacteria (MPN/100mL)	Influent Flow (MGD)				
11/24/2012	2	30.66	138.7	214.04	7	11.36
11/25/2012	2	31.84	134.7	190.85	4	5.13
11/26/2012	2	32.70	145.3	216.43	4	5.00
11/27/2012	2	37.77	142.7	176.42	5	6.43
11/28/2012	2	31.52	124.7	193.26	5	7.95
11/29/2012	2	33.39	142	195.41	5	5.78
11/30/2012	2	31.48	127.3	198.41	3	6.97
12/1/2012	2	32.35	139.3	192.45	5	6.99
12/2/2012	2	32.33	176.7	233.10	8	10.99
12/3/2012	2	32.08	144.7	210.68	8	5.84
12/4/2012	2	32.58	132.7	208.91	5	8.98
12/5/2012	2	31.41	143.3	206.60	4	8.29
12/6/2012	2	32.14	168.7	218.46	6	10.52
12/7/2012	2	35.83	178	255.92	6	7.45
12/8/2012	3	41.90	152.7	219.98	5	9.71
12/9/2012	7	48.15	153.3	189.96	4	10.55
12/10/2012	3	59.46	96	113.66	8	14.01
12/11/2012	2	39.77	110	271.03	5	7.54
12/12/2012	2	33.57	123.3	190.80	5	7.78
12/13/2012	2	32.55	139.3	201.78	4	5.48
12/14/2012	2	35.32	143.3	193.49	5	8.59
12/15/2012	2	31.14	127.3	207.26	6	5.92
12/16/2012	2	42.66	163.3	160.41	7	6.27
12/17/2012	3	52.55	104	160.74	6	5.12
12/18/2012	4	58.26	97.33	138.07	6	6.66
12/19/2012	2	40.66	100.7	199.98	6	4.98
12/20/2012	2	35.59	113.3	152.49	7	3.15
12/21/2012	3	60.51	92	119.49	7	7.91
12/22/2012	2	56.24	93.33	109.51	7	11.62
12/23/2012	2	35.51	98.67	152.86	7	8.00
12/24/2012	2	37.98	111.3	174.57	6	5.62
12/25/2012	2	34.60	98	157.59	11	6.90
12/26/2012	4	46.87	139.3	176.99	8	9.79
12/27/2012	5	58.32	100	130.26	13	15.89
12/28/2012	2	62.86	67.33	115.91	5	11.46
12/29/2012	2	56.07	73.33	109.09	7	8.78
12/30/2012	2	46.70	85.33	113.53	8	10.04

SLUDGE DATA

FIELD'S POINT

Field's Point Metals Loading from Final Sludge (lbs/yr)

Year	Arsenic	Beryllium	Cadmium	Copper	Chromium	Lead	Mercury	Molybdeum	Nickel	Selenium	Silver	Zinc	Cyanide
1994			202.7	13386.0	2628.1	4297.2	74.0		4626.2		1113.9	15683.7	281.0
1995			203.5	14962.8	2824.5	3700.2	55.0		4202.3		818.1	13071.5	189.3
1996	132.3	4.9	186.4	12461.8	3473.3	3389.6	47.8	205.1	3860.3		757.7	11615.1	239.8
1997			189.7	13674.5	3654.7	4122.1	53.9		3400.3		867.9	12323.5	189.6
1998	44.6		208.7	11207.8	2655.5	2879.9	36.9		2188.6		698.3	10101.5	127.1
1999	35.4		233.3	13490.2	2315.0	2516.8	28.8	164.7	1887.7	74.9	677.4	11549.1	90.1
2000	42.4	32.3	352.8	15019.4	1747.7	2544.9	12.0	84.1	1191.9	23.5	384.0	6482.0	49.6
2001	88.1	16.9	205.7	15120.0	2379.0	2611.1	26.3	204.6	2008.3	282.0	634.9	13297.6	111.0
2002	84.9	7.6	154.5	15758.0	1757.0	3156.0	27.9	190.1	1555.0	190.4	651.5	15148.0	79.6
2003	53.6	9.7	183.8	12993.4	1976.2	3008.8	28.4	98.1	1485.4	118.2	466.3	12773.9	60.8
2004	43.4	12.1	221.0	20910.1	3774.2	2608.5	23.8	103.2	2472.9	163.4	501.2	14645.1	95.9
2005	79.5	13.9	250.7	30477.9	4970.6	2867.9	29.6	190.3	3092.9	167.2	478.5	20592.3	78.6
2006	85.2	11.7	131.8	5889.2	1448.6	2616.6	16.7	193.4	1181.6	136.4	452.8	12290.6	56.9
2007	18.5	12.2	64.5	3862.6	612.1	1033.7	6.8	157.1	526.2	41.8	173.4	6833.0	67.5
2008	32.9	48.3	66.7	5426.0	856.5	1793.2	74.0	294.3	841.1	39.2	195.7	9914.5	113.8
2009	38.0	33.0	82.5	4792.0	919.6	1771.9	8.4	300.2	769.1	26.5	132.2	10442.8	121.1
2010	44.8	27.6	73.5	6111.0	928.9	1770.2	60.6	276.2	874.0	33.0	151.0	9897.7	94.6
2011	40.8	26.1	123.7	3795.4	1156.0	1613.2	7.5	261.0	790.7	43.0	115.9	9026.6	71.5
2012	33.8	28.5	78.3	3892.6	995.0	1269.2	8.1	285.5	818.7	114.5	185.3	8760.1	199.1

Field's Point Dry Sludge Analysis for Metals

Date	Sludge	Silver		Arsenic		Beryllium		Cadmium		Chromium		Copper		Molybdenum		Nickel		Lead		Selenium		Zinc		Mercury		Cyanide		
	Tons	ppm	lbs	ppm	lbs	ppm	lbs	ppm	lbs	ppm	lbs	ppm	lbs	ppm	lbs	ppm	lbs	ppm	lbs	ppm	lbs	ppm	lbs	ppm	lbs	ppm	lbs	
1/10/2012	17.01	7.67		1.23		1.81		3.21		56.55		218.41		18.13		49.94		62.35		5.09		489.20		0.15		5.10		
1/24/2012	33.21	8.14		1.10		2.04		2.92		76.60		197.78		20.36		39.39		74.73		4.40		473.08		0.54		13.60		
Monthly Avg:	25.11	7.91		1.17		1.93		3.07		66.58		208.10		19.25		44.66		68.54		4.75		481.14		0.35		9.35		
Monthly Total in lbs.	1316381		10.41		1.53		2.53		4.04		87.64		273.93		25.33		58.79		90.22		6.25		633.37		0.45		12.31	
2/7/2012	22.70	9.21		1.14		2.27		5.38		88.74		270.81		22.72		60.39		69.77		7.22		491.19		0.33		11.17		
2/21/2012	17.93	6.37		0.80		1.59		3.77		49.94		188.14		15.93		47.55		61.30		5.38		423.59		1.90		6.37		
Monthly Avg:	20.32	7.79		0.97		1.93		4.57		69.34		229.47		19.33		53.97		65.54		6.30		457.39		1.12		8.77		
Monthly Total in lbs.	1341912		10.45		1.30		2.59		6.14		93.05		307.93		25.93		72.42		87.94		8.45		613.77		1.50		11.77	
3/6/2012	24.75	6.06		2.52		1.79		4.42		72.07		210.41		17.86		43.28		75.79		4.79		495.85		0.40		22.90		
3/20/2012	24.72	6.47		1.59		1.83		4.42		81.12		208.39		18.33		72.82		50.68		6.19		455.45		0.72		11.10		
Monthly Avg:	24.73	6.26		2.06		1.81		4.42		76.60		209.40		18.10		58.05		63.23		5.49		475.65		0.56		17.00		
Monthly Total in lbs.	1422997		8.91		2.92		2.58		6.30		109.00		297.98		25.75		82.60		89.98		7.81		676.84		0.80		24.19	
4/3/2012	37.53	5.17		1.80		1.55		7.50		72.21		194.59		15.53		52.21		47.71		3.76		414.33		0.43		7.66		
4/17/2012	34.04	7.59		2.49		1.76		5.37		81.66		274.07		17.64		56.90		61.73		6.88		499.65		0.43		18.48		
Monthly Avg:	35.78	6.38		2.15		1.66		6.43		76.93		234.33		16.59		54.55		54.72		5.32		456.99		0.43		13.07		
Monthly Total in lbs.	1456021		9.29		3.12		2.41		9.36		112.02		341.19		24.15		79.43		79.67		7.75		665.38		0.63		19.03	
5/8/2012	33.27	6.19		2.51		1.80		7.49		81.19		274.27		17.95		43.51		67.54		6.08		492.36		0.43		13.15		
5/22/2012	30.49	5.78		2.86		1.94		5.20		54.08		223.19		19.42		40.89		78.61		5.61		493.19		0.38		16.14		
Monthly Avg:	31.88	5.99		2.69		1.87		6.35		67.63		248.73		18.69		42.20		73.08		5.85		492.77		0.41		14.65		
Monthly Total in lbs.	1488393		8.91		4.00		2.78		9.45		100.66		370.21		27.81		62.81		108.77		8.70		733.44		0.60		21.80	
6/5/2012	25.15	7.93		3.06		1.79		4.08		57.85		271.74		17.88		44.78		107.05		4.34		577.98		0.48		7.21		
6/19/2012	26.82	61.76		3.36		1.77		4.01		63.43		320.70		17.67		74.23		103.77		5.87		620.03		0.49		32.87		
Monthly Avg:	25.99	34.84		3.21		1.78		4.04		60.64		296.22		17.78		59.51		105.41		5.11		599.00		0.49		20.04		
Monthly Total in lbs.	1518666		52.92		4.87		2.70		6.14		92.10		449.86		26.99		90.37		160.09		7.75		909.69		0.74		30.43	
7/11/2012	23.44	16.61		3.28		1.84		2.90		48.59		259.44		18.24		40.33		96.26		6.38		647.49		0.29		5.48		
7/24/2012	15.35	9.42		2.72		1.86		4.06		44.28		260.82		18.60		41.21		127.53		5.49		652.99		0.28		2.12		
Monthly Avg:	19.40	13.01		3.00		1.85		3.48		46.43		260.13		18.42		40.77		111.89		5.93		650.24		0.29		3.80		
Monthly Total in lbs.	1316275		17.13		3.95		2.44		4.59		61.12		342.40		24.25		53.67		147.28		7.81		855.90		0.38		5.00	
8/7/2012	24.13	8.29		0.89		1.77		4.26		60.69		258.24		17.73		38.47		102.82		8.49		710.87		1.20		19.14		
8/21/2012	25.03	7.08		1.26		1.53		5.01		49.95		265.92		15.38		49.52		107.71		8.16		650.96		0.58		43.83		
Monthly Avg:	24.58	7.69		1.07		1.65		4.64		55.32		262.08		16.56		44.00		105.26		8.33		680.92		0.89		31.49		
Monthly Total in lbs.	1205601		9.27		1.30		1.99		5.59		66.70		315.97		19.96		53.04		126.91		10.04		820.91		1.07		37.96	
9/11/2012	28.30	16.51		0.89		1.53		5.50		64.27		250.35		15.33		45.79		112.74		6.20		630.09		0.55		2.38		
9/25/2012	23.87	15.12		1.02		1.73		8.84		74.12		313.53		17.30		119.70		91.79		11.20		744.20		0.40		2.89		
Monthly Avg:	23.87	15.82		0.95		1.63		7.17		69.19		281.94		16.32		82.75		102.27		8.70		687.15		0.48		2.63		
Monthly Total in lbs.	1179362		18.65		1.12		1.92		8.46		81.60		332.51		19.24		97.59		120.61		10.26		810.39		0.56		3.11	
10/2/2012	24.06	10.99		3.28		1.84		6.26		73.97		264.51		18.49		58.49		101.51		10.19		652.58		0.38		15.87		
10/17/2012	23.08	7.45		2.42		1.33		4.07		41.09		173.34		13.35		31.93		53.19		5.38		436.83		0.56		5.54		
Monthly Avg:	23.57	9.22		2.85		1.59		5.16		57.53		218.93		15.92		45.21		77.35		7.79		544.70		0.47		10.71		
Monthly Total in lbs.	1418848		13.08		4.04		2.25		7.33		81.63		310.62		22.59		64.15		109.75		11.05		772.85		0.67		15.19	
11/6/2012	24.38	9.00		2.48		1.82		5.95		52.15		240.39		18.23		37.63		74.73		11.75		563.78		0.27		10.14		
11/20/2012	24.03	11.89		2.34		1.84		5.45		51.53		226.40		18.48		50.70		63.19		10.20		584.40		0.38		8.69		
Monthly Avg:	24.21	10.45		2.41		1.83		5.70		51.84		233.40		18.36		44.16		68.96		10.97		574.09		0.33		9.41		
Monthly Total in lbs.	1232955		12.88		2.97		2.26		7.03		63.91		287.77		22.63		54.45		85.02		13.53		707.82		0.40		11.61	
12/4/2012	26.81	11.69		2.46		1.81		3.64		38.33		231.23		18.12		50.83		49.65		14.45		509.02		0.30		4.86		
12/18/2012	24.54	11.08		2.10		1.74		2.96		39.19		215.20		17.43		33.22		57.57		11.32		443.82		0.23		6.52		
Monthly Avg:	25.67	11.38		2.28		1.78		3.30		38.76		223.21		17.78		42.03		53.61		12.89		476.42		0.27		5.69		
Monthly Total in lbs.	1174892		13.37		2.68		2.09		3.88		45.53		262.25		20.88		49.38		62.98		15.14		559.75		0.31		6.68	
YEARLY TOTAL LBS	16072304		185.27		33.82		28.53		78.28		994.96		3892.63		285.52		818.69		1269.22		114.53		8760.12		8.10		199.07	

INFLUENT LOADING DATA

BUCKLIN POINT

Bucklin Point Influent Metals Cd - CN 2012
all results in ppb

Date	Day of the Week	Influent Flow	Cd	TTL Cr	Hex Cr	Cu	Pb	Hg	Ni	Ag	Zn	CN
1/3/2012	Tuesday	18.88	<2.5	<10.0	25	40.4	<10.0	0.0259	<10.0	<4.0	71.2	4.00
1/4/2012	Wednesday	18.79	<2.5	<10.0	26	50.3	<10.0	0.0319	<10.0	<4.0	86.8	4.83
1/10/2012	Tuesday	18.29	<2.5	<10.0	29	53.3	<10.0	0.0291	<10.0	<4.0	83.4	7.26
1/11/2012	Wednesday	17.50	<2.5	<10.0	26	39.1	<10.0	0.0424	<10.0	<4.0	70.2	6.77
1/17/2012	Tuesday	24.25	<2.5	<10.0	28	49.8	<10.0	0.0339	<10.0	<4.0	85.6	9.20
1/18/2012	Wednesday	18.35	<2.5	33.8	28	40.4	<10.0	0.0361	10.2	<4.0	77.8	7.30
1/24/2012	Tuesday	25.71	<2.5	<10.0	14	46.5	12.1	0.0302	<10.0	<4.0	114	13.96
1/25/2012	Wednesday	18.43	<2.5	<10.0	31	42.7	<10.0	0.0282	<10.0	5.1	72.7	13.42
1/31/2012	Tuesday	19.09	<2.5	<10.0	24	35.6	<10.0	0.0284	13.6	<4.0	67.3	5.48
2/1/2012	Wednesday	19.05	<2.5	<10.0	24	32.7	<10.0	0.0311	<10.0	<4.0	58.7	5.45
2/7/2012	Tuesday	17.82	<2.5	<10.0	29	49.8	<10.0	0.0399	<10.0	<4.0	80.5	5.48
2/8/2012	Wednesday	17.54	<2.5	<10.0	31	33.8	<10.0	0.034	<10.0	<4.0	66.7	5.02
2/14/2012	Tuesday	18.10	<2.5	<10.0	33	50.1	<10.0	0.041	<10.0	<4.0	97.5	7.25
2/15/2012	Wednesday	18.16	<2.5	<10.0	34	47.1	<10.0	0.0265	<10.0	<4.0	84	6.10
2/21/2012	Tuesday	16.70	<2.5	<10.0	49	50.9	<10.0	0.032	<10.0	<4.0	96.9	8.06
2/22/2012	Wednesday	16.65	<2.5	<10.0	45	58.1	<10.0	0.0496	<10.0	<4.0	104	9.51
2/28/2012	Tuesday	15.44	<2.5	<10.0	47	39.8	<10.0	0.0428	<10.0	<4.0	78	5.39
2/29/2012	Wednesday	18.55	<2.5	<10.0	48	53.9	<10.0	0.0347	<10.0	<4.0	84.2	6.34
3/6/2012	Tuesday	16.73	<2.5	<10.0	23	40.3	<10.0	0.0317	<10.0	<4.0	71.1	6.21
3/7/2012	Wednesday	17.36	<2.5	<10.0	17	28.5	<10.0	0.0299	<10.0	<4.0	60.9	6.88
3/13/2012	Tuesday	16.93	<2.5	<10.0	29	47.8	<10.0	0.0412	<10.0	<4.0	88.3	5.78
3/14/2012	Wednesday	16.17	<2.5	<10.0	27	51.3	<10.0	0.0779	<10.0	<4.0	96.5	6.12
3/20/2012	Tuesday	15.40	<2.5	<10.0	35	53.9	<10.0	0.0591	<10.0	<4.0	110	9.36
3/21/2012	Wednesday	15.41	<2.5	<10.0	40	59.7	<10.0	0.0546	10.2	<4.0	107	7.98
3/27/2012	Tuesday	14.35	<2.5	<10.0	37	56.4	11.5	0.185	12.4	<4.0	119	7.01
3/28/2012	Wednesday	19.23	<2.5	<10.0	32	53.3	<10.0	0.0862	16.6	<4.0	108	6.29
4/3/2012	Tuesday	14.22	<2.5	<10.0	44	73.6	<10.0	0.0504	19.4	<4.0	104	6.09
4/4/2012	Wednesday	14.33	<2.5	<10.0	42	44.8	<10.0	0.052	<10.0	<4.0	90.3	5.18
4/10/2012	Tuesday	14.65	<2.5	<10.0	46	65.9	<10.0	0.0683	13.5	<4.0	120	8.34
4/11/2012	Wednesday	14.32	<2.5	<10.0	28	69	<10.0	0.0556	18.9	<4.0	124	6.71
4/17/2012	Tuesday	13.16	<2.5	<10.0	51	53.7	<10.0	0.0394	11.1	<4.0	104	7.46
4/18/2012	Wednesday	13.81	<2.5	<10.0	36	52.7	<10.0	0.0514	11.7	<4.0	98.1	9.06
4/24/2012	Tuesday	18.45	<2.5	<10.0	33	43.7	<10.0	0.0416	<10.0	<4.0	102	8.37
4/25/2012	Wednesday	17.15	<2.5	<10.0	23	39.3	<10.0	0.0352	<10.0	<4.0	84.8	5.60
5/1/2012	Tuesday	28.53	<2.5	<10.0	25	56.5	<10.0	0.0631	<10.0	<4.0	92.9	6.57
5/2/2012	Wednesday	17.25	<2.5	<10.0	21	38.7	<10.0	0.0284	<10.0	<4.0	75.3	7.31
5/8/2012	Tuesday	16.93	<2.5	<10.0	29	67.3	<10.0	0.0401	10.9	<4.0	115	5.97
5/9/2012	Wednesday	36.37	<2.5	<10.0	38	61.6	11.6	0.0419	<10.0	<4.0	132	5.59
5/15/2012	Tuesday	26.31	<2.5	<10.0	48	42.8	<10.0	0.0287	<10.0	<4.0	70.5	7
5/16/2012	Wednesday	26.39	<2.5	<10.0	41	67.6	12.3	0.0508	11.9	<4.0	122	6.01
5/22/2012	Tuesday	29.45	<2.5	<10.0	29	52.5	<10.0	0.0431	<10.0	<4.0	106	6.43
5/23/2012	Wednesday	17.47	<2.5	<10.0	36	46.1	<10.0	0.0331	10.2	<4.0	78.8	5.73

Bucklin Point Influent Metals Cd - CN 2012
all results in ppb

Date	Day of the Week	Influent Flow	Cd	TTL Cr	Hex Cr	Cu	Pb	Hg	Ni	Ag	Zn	CN
5/29/2012	Tuesday	16.69	<2.5	<10.0	34	45.8	<10.0	0.0602	<10.0	<4.0	85.6	7.55
5/30/2012	Wednesday	16.55	<2.5	<10.0	35	62	<10.0	0.0376	12	<4.0	98.4	7.89
6/4/2012	Monday	18.58	<2.5	<10.0	30	40.3	<10.0	0.0382	19.5	<4.0	70.2	5.38
6/5/2012	Tuesday	17.49	<2.5	<10.0	31	45.6	<10.0	0.0355	10.5	<4.0	87.3	5.8
6/11/2012	Monday	16.02	<2.5	<10.0	30	55.9	<10.0	0.039	27.4	<4.0	97.3	6.84
6/12/2012	Tuesday	16.79	<2.5	<10.0	16	45.9	<10.0	0.0543	<10.0	<4.0	94.7	7.57
6/18/2012	Monday	15.15	<2.5	<10.0	34	54.7	<10.0	0.0561	<10.0	<4.0	106	5.02
6/19/2012	Tuesday	15.92	<2.5	<10.0	31	50.1	<10.0	0.0315	17.1	<4.0	79.5	6.06
6/25/2012	Monday	32.48	<2.5	<10.0	29	54.4	<10.0	0.0529	21.6	<4.0	120	5.27
6/26/2012	Tuesday	16.15	<2.5	<10.0	26	52	<10.0	0.228	12.6	<4.0	93.5	5.09
7/2/2012	Monday	20.31	<2.5	<10.0	30	47.2	<10.0	0.0343	<10.0	<4.0	98.7	0
7/4/2012	Wednesday	16.21	<2.5	<10.0	20	42.7	<10.0	0.0746	<10.0	<4.0	75.4	6.37
7/10/2012	Tuesday	13.59	<2.5	<10.0	47	64.1	<10.0	0.0472	10.5	<4.0	107	6.79
7/11/2012	Wednesday	14.24	<2.5	<10.0	47	58.2	<10.0	0.0425	<10.0	<4.0	90.6	4
7/17/2012	Tuesday	13.74	<2.5	<10.0	32	67	<10.0	0.0576	<10.0	<4.0	145	4.17
7/18/2012	Wednesday	20.82	<2.5	<10.0	41	64.2	<10.0	0.0634	10.3	<4.0	125	5.21
7/24/2012	Tuesday	17.92	<2.5	<10.0	45	85.9	<10.0	0.0586	11.8	<4.0	134	11.31
7/25/2012	Wednesday	13.41	<2.5	<10.0	40	93.3	<10.0	0.0536	16.7	<4.0	126	4.49
7/31/2012	Tuesday	16.89	<2.5	21.3	37	69.8	<10.0	0.0552	<10.0	<4.0	97.8	4.32
8/1/2012	Wednesday	16.05	<2.5	<10.0	32	73	<10.0	0.0417	<10.0	<4.0	102.8	5.225
8/7/2012	Tuesday	13.53	<2.5	<10.0	35	75.5	<10.0	0.0351	18.2	<4.0	106.1	5.479
8/8/2012	Wednesday	13.82	<2.5	<10.0	41	69.6	<10.0	0.0389	33.3	<4.0	111.4	4.189
8/14/2012	Tuesday	13.53	<2.5	<10.0	44	48.95	<10.0	0.0358	<10.0	<4.0	92.99	4.588
8/15/2012	Wednesday	32.21	<2.5	<10.0	36	66.35	<10.0	0.0605	13.45	<4.0	118.3	<4.0
8/21/2012	Tuesday	14.27	<2.5	<10.0	25	46.57	<10.0	0.0439	10.14	<4.0	102	6.168
8/22/2012	Wednesday	14.25	<2.5	<10.0	33	69.66	<10.0	0.0365	<10.0	<4.0	120	4.731
8/28/2012	Tuesday	24.03	<2.5	<10.0	26	107.1	13.07	0.0791	<10.0	<4.0	177.3	<4.0
8/29/2012	Wednesday	14.38	<2.5	33.52	36	55.31	<10.0	0.038	13.55	<4.0	102.5	4.137
9/4/2012	Tuesday	24.24	<2.5	<10.0	36	96.5	13.35	0.0849	<10.0	<4.0	178.1	4.972
9/5/2012	Wednesday	30.23	<2.5	<10.0	33	274.9	11.24	0.0488	233.1	<4.0	93.75	<4.0
9/11/2012	Tuesday	15.00	<2.5	<10.0	28	56.09	<10.0	0.0211	11.15	<4.0	92.41	4.101
9/12/2012	Wednesday	14.91	<2.5	<10.0	47.99	76.12	<10.0	0.0315	<10.0	<4.0	102.9	4.941
9/18/2012	Tuesday	15.90	<2.5	<10.0	10	48.74	<10.0	0.0572	<10.0	<4.0	98.02	<4.0
9/19/2012	Wednesday	28.87	<2.5	<10.0	35	52.88	<10.0	0.0475	<10.0	<4.0	97.65	<4.0
9/25/2012	Tuesday	14.76	<2.5	<10.0	41	62.59	<10.0	0.0453	<10.0	<4.0	93.03	4.57
9/26/2012	Wednesday	15.30	<2.5	<10.0	38	59.83	<10.0	0.0502	<10.0	<4.0	92.06	4.12
10/2/2012	Tuesday	20.05	<2.5	27.85	31	80.76	<10.0	0.0507	11.86	<4.0	138.9	4.3
10/3/2012	Wednesday	17.04	<2.5	<10.0	29	68.68	<10.0	0.0502	<10.0	<4.0	108.3	4.56
10/9/2012	Tuesday	16.36	<2.5	<10.0	45	46.94	<10.0	0.0305	<10.0	<4.0	77.78	6.46
10/10/2012	Wednesday	22.52	<2.5	<10.0	28	53.77	<10.0	0.0906	11.02	<4.0	103.7	<8.0
10/16/2012	Tuesday	15.72	<2.5	<10.0	40	83.82	<10.0	0.0557	13.05	<4.0	130.5	<4.0

Bucklin Point Influent Metals Cd - CN 2012
all results in ppb

Date	Day of the Week	Influent Flow	Cd	TTL Cr	Hex Cr	Cu	Pb	Hg	Ni	Ag	Zn	CN
10/17/2012	Wednesday	15.11	<2.5	39.96	43	81.47	<10.0	0.0474	14.23	<4.0	120.9	<4.0
10/23/2012	Tuesday	15.51	<2.5	<10.0	42	83.4	<10.0	0.0577	12.57	<4.0	158.4	4.32
10/24/2012	Wednesday	16.00	<2.5	<10.0	36	44.04	<10.0	0.0335	11.1	<4.0	86.48	4.41
10/30/2012	Tuesday	39.24	<2.5	<10.0	10	35.86	<10.0	0.0255	<10.0	<4.0	88.99	<4.0
10/31/2012	Wednesday	20.96	<2.5	<10.0	10	44.72	<10.0	0.0571	<10.0	<4.0	86.43	<4.0
11/6/2012	Tuesday	15.50	<2.5	<10.0	37	51.7	<10.0	0.0548	11.88	<4.0	98.41	5.69
11/7/2012	Wednesday	20.78	<2.5	<10.0	36	49.66	<10.0	0.0581	11.79	<4.0	96.9	<4.0
11/13/2012	Tuesday	27.05	<2.5	<10.0	30	69.65	<10.0	0.091	13.13	<4.0	122.8	5.2
11/14/2012	Wednesday	16.25	<2.5	<10.0	118	57.92	<10.0	0.0348	<10.0	<4.0	81.99	7.1
11/19/2012	Monday	15.65	<2.5	<10.0	41	37	<10.0	0.0295	<10.0	<4.0	74.09	5.52
11/20/2012	Tuesday	15.55	<2.5	<10.0	27	86.16	<10.0	0.0584	12.27	<4.0	139.4	5.22
11/27/2012	Tuesday	17.53	<2.5	21.65	31	57.84	<10.0	0.0541	15.17	<4.0	101.9	6.85
11/28/2012	Wednesday	15.26	<2.5	<10.0	116	51.95	<10.0	0.0429	<10.0	<4.0	92.89	5.77
12/4/2012	Tuesday	15.49	<2.5	<10.0	47	65.31	<10.0	0.0515	15.36	<4.0	113.3	<4.0
12/5/2012	Wednesday	14.47	<2.5	11.25	28	69.06	12.34	0.0432	16.42	4.629	125.2	4.74
12/11/2012	Tuesday	15.09	<2.5	<10.0	31	48.65	<10.0	0.0384	11.43	<4.0	95.24	4.83
12/12/2012	Wednesday	15.16	<2.5	<10.0	33	37.68	<10.0	0.0268	10.56	<4.0	79.62	5.96
12/18/2012	Tuesday	31.61	<2.5	<10.0	22	50.94	<10.0	0.0339	12.05	<4.0	101.3	4.59
12/19/2012	Wednesday	15.78	<2.5	<10.0	36	46.65	<10.0	0.0307	11.32	<4.0	83.1	<4.0
12/25/2012	Tuesday	16.42	<2.5	<10.0	33	31.97	<10.0	0.0285	<10.0	<4.0	80.68	<4.0
12/26/2012	Wednesday	16.70	<2.5	<10.0	19	30.9	<10.0	0.0667	<10.0	<4.0	75.33	4.36

Bucklin Point Influent Metals Al - Sn 2012
all anayses in ppb

Date	Day of the Week	Influent Flow	Al	Fe	Se	As	Mo	Sn
1/3/2012	Tuesday	18.88	386.0	907.0	0.59	1.15	0.99	<5.0
1/4/2012	Wednesday	18.79	302.0	1,080.0				<5.0
1/10/2012	Tuesday	18.29	282.0	992.0	0.67	1.24	1.57	<5.0
1/11/2012	Wednesday	17.50	268.0	779.0				<5.0
1/17/2012	Tuesday	24.25	339.0	952.0	0.62	1.17	1.94	<5.0
1/18/2012	Wednesday	18.35	286.0	977.0				<5.0
1/24/2012	Tuesday	25.71	800.0	1,720.0	1.15	1.45	4.46	<5.0
1/25/2012	Wednesday	18.43	264.0	975.0				<5.0
1/31/2012	Tuesday	19.09	242.0	836.0	0.72	1.04	1.74	80.50
2/1/2012	Wednesday	19.05	239.0	789.0				7.91
2/7/2012	Tuesday	17.82	709.0	972.0	0.75	1.17	1.85	<5.0
2/8/2012	Wednesday	17.54	331.0	909.0				<5.0
2/14/2012	Tuesday	18.10	312.0	1,220.0	0.68	1.12	1.84	<5.0
2/15/2012	Wednesday	18.16	295.0	1,100.0				<5.0
2/21/2012	Tuesday	16.70	349.0	1,170.0	0.74	1.25	5.40	9.09
2/22/2012	Wednesday	16.65	340.0	1,200.0				8.84
2/28/2012	Tuesday	15.44	254.0	939.0	0.63	1.19	2.02	<5.0
2/29/2012	Wednesday	18.55	255.0	969.0				<5.0
3/6/2012	Tuesday	16.73	263.0	878.0	0.64	1.12	1.28	<5.0
3/7/2012	Wednesday	17.36	640.0	853.0				6.23
3/13/2012	Tuesday	16.93	289.0	1,040.0	0.57	1.18	1.46	<5.0
3/14/2012	Wednesday	16.17	477.0	1,070.0				<5.0
3/20/2012	Tuesday	15.40	341.0	1,270.0	0.67	1.19	9.69	<5.0
3/21/2012	Wednesday	15.41	387.0	1,230.0				32.80
3/27/2012	Tuesday	14.35	402.0	1,270.0	0.85	1.32	3.42	<5.0
3/28/2012	Wednesday	19.23	423.0	1,270.0				<5.0
4/3/2012	Tuesday	14.22	412.0	1,270.0	0.66	1.23	2.36	<5.0
4/4/2012	Wednesday	14.33	332.0	1,110.0				<5.0
4/10/2012	Tuesday	14.65	442.0	1,300.0	0.77	1.30	1.83	<5.0
4/11/2012	Wednesday	14.32	907.0	1,390.0				<5.0
4/17/2012	Tuesday	13.16	339.0	1,080.0	1.23	1.46	2.80	<5.0
4/18/2012	Wednesday	13.81	329.0	1,140.0				<5.0
4/24/2012	Tuesday	18.45	1,120.0	1,190.0	0.69	1.40	5.44	<5.0
4/25/2012	Wednesday	17.15	345.0	1,010.0				<5.0
5/1/2012	Tuesday	28.53	385.0	1,070.0	0.74	1.24	1.90	<5.0
5/2/2012	Wednesday	17.25	257.0	854.0				<5.0

Bucklin Point Influent Metals Al - Sn 2012
all anayses in ppb

Date	Day of the Week	Influent Flow	Al	Fe	Se	As	Mo	Sn
5/8/2012	Tuesday	16.93	400.0	1,280.0	0.69	1.18	3.38	<5.0
5/9/2012	Wednesday	36.37	602.0	1,590.0				<5.0
5/15/2012	Tuesday	26.31	255.0	887.0	0.54	1.03	1.93	<5.0
5/16/2012	Wednesday	26.39	632.0	1,440.0				<5.0
5/22/2012	Tuesday	29.45	496.0	1,190.0	0.70	1.11	1.95	<5.0
5/23/2012	Wednesday	17.47	325.0	964.0				<5.0
5/29/2012	Tuesday	16.69	282.0	1,040.0	0.68	1.17	1.24	<5.0
5/30/2012	Wednesday	16.55	362.0	1,200.0				<5.0
6/4/2012	Monday	18.58	238.0	858.0	0.72	1.17	2.25	<5.0
6/5/2012	Tuesday	17.49	310.0	1,090.0				<5.0
6/11/2012	Monday	16.02	325.0	1,100.0	0.56	1.08	1.89	<5.0
6/12/2012	Tuesday	16.79	446.0	1,050.0				<5.0
6/18/2012	Monday	15.15	463.0	1,190.0	0.73	1.21	4.32	<5.0
6/19/2012	Tuesday	15.92	287.0	996.0				17.40
6/25/2012	Monday	32.48	338.0	1,150.0	0.63	1.28	6.93	<5.0
6/26/2012	Tuesday	16.15	543.0	1,160.0				<5.0
7/2/2012	Monday	20.31	388.0	1,240.0	0.78	1.30	1.86	<5.0
7/4/2012	Wednesday	16.21	264.0	999.0				<5.0
7/10/2012	Tuesday	13.59	560.0	1,250.0	0.65	1.22	1.78	<5.0
7/11/2012	Wednesday	14.24	255.0	989.0				<5.0
7/17/2012	Tuesday	13.74	568.0	1,570.0	0.72	1.37	2.16	<5.0
7/18/2012	Wednesday	20.82	365.0	1,180.0				<5.0
7/24/2012	Tuesday	17.92	465.0	1,230.0	0.79	1.31	3.54	<5.0
7/25/2012	Wednesday	13.41	339.0	1,160.0				<5.0
7/31/2012	Tuesday	16.89	286.0	1,000.0	0.50	1.16	2.15	<5.0
8/1/2012	Wednesday	16.05	350.8	1,057.0				<5.0
8/7/2012	Tuesday	13.53	387.3	1,047.3	0.83	1.36	3.04	<5.0
8/8/2012	Wednesday	13.82	362.7	1,076.0				<5.0
8/14/2012	Tuesday	13.53	328.7	1,077.0	0.66	1.32	1.34	<5.0
8/15/2012	Wednesday	32.21	899.6	1,631.0				<5.0
8/21/2012	Tuesday	14.27	1,120.0	993.1	0.78	1.32	2.44	<5.0
8/22/2012	Wednesday	14.25	399.1	1,274.0				<5.0
8/28/2012	Tuesday	24.03	795.8	1,704.0	<0.5	1.37	2.27	<5.0
8/29/2012	Wednesday	14.38	331.0	1,230.0				<5.0
9/4/2012	Tuesday	24.24	856.2	1,706.0	0.73	1.44	2.71	<5.0
9/5/2012	Wednesday	30.23	628.9	1,437.0				<5.0

Bucklin Point Influent Metals Al - Sn 2012
all analyses in ppb

Date	Day of the Week	Influent Flow	Al	Fe	Se	As	Mo	Sn
9/11/2012	Tuesday	15.00	294.9	1,063.0	0.55	1.17	2.07	<5.0
9/12/2012	Wednesday	14.91	335.0	1,185.0				<5.0
9/18/2012	Tuesday	15.90	336.7	1,104.0	0.53	1.26	3.62	<5.0
9/19/2012	Wednesday	28.87	423.7	1,121.0				<5.0
9/25/2012	Tuesday	14.76	352.2	1,041.0	0.77	1.43	8.50	<5.0
9/26/2012	Wednesday	15.30	346.9	1,029.0				<5.0
10/2/2012	Tuesday	20.05	416.6	1,454.0	1.03	1.53	3.92	<5.0
10/3/2012	Wednesday	17.04	405.3	1,231.0				<5.0
10/9/2012	Tuesday	16.36	284.7	978.4	0.62	1.44	1.69	<5.0
10/10/2012	Wednesday	22.52	409.2	1,138.0				<5.0
10/16/2012	Tuesday	15.72	448.9	1,467.0	0.75	1.43	2.15	<5.0
10/17/2012	Wednesday	15.11	1,001.0	1,404.0				<5.0
10/23/2012	Tuesday	15.51	513.4	1,447.0	0.75	1.40	2.21	<5.0
10/24/2012	Wednesday	16.00	250.0	926.1				<5.0
10/30/2012	Tuesday	39.24	313.7	844.9	<0.5	1.14	1.34	<5.0
10/31/2012	Wednesday	20.96	369.1	988.7				<5.0
11/6/2012	Tuesday	15.50	347.2	1,098.0	0.63	1.32	2.90	<5.0
11/7/2012	Wednesday	20.78	322.8	1,066.0				<5.0
11/13/2012	Tuesday	27.05	555.3	1,401.0	0.55	1.18	1.56	<5.0
11/14/2012	Wednesday	16.25	345.6	990.7				<5.0
11/19/2012	Monday	15.65	255.7	942.9	<0.5	1.50	10.97	<5.0
11/20/2012	Tuesday	15.55	414.1	1,109.0				<5.0
11/27/2012	Tuesday	17.53	365.1	1,094.0	<0.5	1.20	3.11	<5.0
11/28/2012	Wednesday	15.26	340.4	1,003.0				<5.0
12/4/2012	Tuesday	15.49	386.6	1,179.0	0.72	1.35	2.97	<5.0
12/5/2012	Wednesday	14.47	658.3	1,549.0				<5.0
12/11/2012	Tuesday	15.09	1,894.0	1,364.0	0.55	1.35	1.93	<5.0
12/12/2012	Wednesday	15.16	336.5	1,066.0				<5.0
12/18/2012	Tuesday	31.61	537.1	1,336.0	0.73	1.46	4.94	<5.0
12/19/2012	Wednesday	15.78	300.2	1,008.0				<5.0
12/25/2012	Tuesday	16.42	218.9	1,042.0	0.71	1.25	0.83	<5.0
12/26/2012	Wednesday	16.70	657.7	1,098.0				<5.0

Bucklin Point Monthly Average, Minimum, and Maximum Influent Metal Values 2012
all results in ppb

Date	Flow (MGD)	Cd	TTL Cr	Hex Cr	Cu	Pb	Hg (ppt)	Ni	Ag	Zn	CN	
January	Average	20.64	2.50	12.64	25.67	44.23	10.23	31.79	10.42	4.12	81.00	8.02
	Minimum	17.50	2.50	10.00	14.00	35.60	10.00	25.90	10.00	4.00	67.30	4.00
	Maximum	42.16	2.50	33.80	31.00	53.30	12.10	42.40	13.60	5.10	114.00	13.96
February	Average	17.57	2.50	10.00	37.78	46.24	10.00	36.84	10.00	4.00	83.39	6.51
	Minimum	14.53	2.50	10.00	24.00	32.70	10.00	26.50	10.00	4.00	58.70	5.02
	Maximum	23.31	2.50	10.00	49.00	58.10	10.00	49.60	10.00	4.00	104.00	9.51
March	Average	17.23	2.50	10.00	30.00	48.90	10.19	70.70	11.15	4.00	95.10	6.95
	Minimum	13.83	2.50	10.00	17.00	28.50	10.00	29.90	10.00	4.00	60.90	5.78
	Maximum	35.95	2.50	10.00	40.00	59.70	11.50	185.00	16.60	4.00	119.00	9.36
April	Average	16.53	2.50	10.00	37.88	55.34	10.00	49.24	13.08	4.00	103.40	7.10
	Minimum	13.16	2.50	10.00	23.00	39.30	10.00	35.20	10.00	4.00	84.80	5.18
	Maximum	47.73	2.50	10.00	51.00	73.60	10.00	68.30	19.40	4.00	124.00	9.06
May	Average	19.70	2.50	10.00	33.60	54.09	10.39	42.70	10.50	4.00	97.65	6.61
	Minimum	14.86	2.50	10.00	21.00	38.70	10.00	28.40	10.00	4.00	70.50	5.59
	Maximum	38.84	2.50	10.00	48.00	67.60	12.30	63.10	12.00	4.00	132.00	7.89
June	Average	17.86	2.50	10.00	28.38	49.86	10.00	66.94	16.09	4.00	93.56	5.88
	Minimum	13.92	2.50	10.00	16.00	40.30	10.00	31.50	10.00	4.00	70.20	5.02
	Maximum	38.72	2.50	10.00	34.00	55.90	10.00	228.00	27.40	4.00	120.00	7.57
July	Average	15.38	2.50	11.26	37.67	65.82	10.00	54.11	11.03	4.00	111.06	5.83
	Minimum	13.34	2.50	10.00	20.00	42.70	10.00	34.30	10.00	4.00	75.40	4.00
	Maximum	23.53	2.50	21.30	47.00	93.30	10.00	74.60	16.70	4.00	145.00	11.31
August	Average	15.79	2.50	12.61	34.22	68.00	10.34	45.50	14.29	4.00	114.82	4.72
	Minimum	13.25	2.50	10.00	25.00	46.57	10.00	35.10	10.00	4.00	92.99	4.00
	Maximum	32.21	2.50	33.52	44.00	107.10	13.07	79.10	33.30	4.00	177.30	6.17
September	Average	17.27	2.50	10.00	33.62	90.96	10.57	48.31	38.03	4.00	105.99	4.34
	Minimum	13.29	2.50	10.00	10.00	48.74	10.00	21.10	10.00	4.00	92.06	4.00
	Maximum	31.60	2.50	10.00	47.99	274.90	13.35	84.90	233.10	4.00	178.10	4.97
October	Average	18.69	2.50	14.78	31.40	62.35	10.00	49.89	11.38	4.00	110.04	4.81
	Minimum	14.53	2.50	10.00	10.00	35.86	10.00	25.50	10.00	4.00	77.78	4.00
	Maximum	50.00	2.50	39.96	45.00	83.82	10.00	90.60	14.23	4.00	158.40	8.00
November	Average	16.68	2.50	11.46	54.50	57.74	10.00	52.95	11.78	4.00	101.05	5.67
	Minimum	14.25	2.50	10.00	27.00	37.00	10.00	29.50	10.00	4.00	74.09	4.00
	Maximum	27.05	2.50	21.65	118.00	86.16	10.00	91.00	15.17	4.00	139.40	7.10
December	Average	19.80	2.50	10.16	31.13	47.65	10.29	39.96	12.14	4.08	94.22	4.56
	Minimum	13.85	2.50	10.00	19.00	30.90	10.00	26.80	10.00	4.00	75.33	4.00
	Maximum	47.78	2.50	11.25	47.00	69.06	12.34	66.70	16.42	4.63	125.20	5.96

Bucklin Point Influent Loading Summary 2012

Bucklin Point monthly mean influent loading summary (lbs/month)

Month	Total Monthly Inf Flow (MGD)	Cd	TTL Cr	Hex Cr	Cu	Pb	Hg	Ni	Ag	Zn	CN	Total (lbs./month)
January	639.85	13.34	67.48	136.97	236.05	54.61	0.17	55.62	22.00	432.25	42.82	1,061.29
February	509.43	10.62	42.49	160.51	196.48	42.49	0.16	42.49	16.99	354.29	27.66	894.17
March	534.12	11.14	44.55	133.64	217.83	45.38	0.31	49.67	17.82	423.63	30.98	974.94
April	495.88	10.34	41.36	156.64	228.86	41.36	0.20	54.07	16.54	427.63	29.37	1,006.37
May	610.67	12.73	50.93	171.12	275.48	52.92	0.22	53.48	20.37	497.33	33.64	1,168.22
June	535.87	11.17	44.69	126.81	222.84	44.69	0.30	71.90	17.88	418.15	26.27	984.70
July	476.91	9.94	44.77	149.82	261.80	39.77	0.22	43.88	15.91	441.71	23.20	1,031.03
August	489.60	10.21	51.50	139.74	277.68	42.23	0.19	58.36	16.33	468.85	19.29	1,084.38
September	518.08	10.80	43.21	145.28	393.00	45.69	0.21	164.32	17.28	457.96	18.74	1,296.50
October	579.36	12.08	71.42	151.72	301.25	48.32	0.24	55.00	19.33	531.69	23.22	1,214.25
November	500.39	10.43	47.81	227.44	240.94	41.73	0.22	49.16	16.69	421.70	23.66	1,079.79
December	613.65	12.79	51.98	159.29	243.84	52.68	0.20	62.14	20.87	482.21	23.34	1,109.35
Total (lbs/year)		135.60	602.17	1,858.98	3,096.05	551.85	2.64	760.10	218.02	5,357.39	322.19	12,904.99

Bucklin Point monthly mean influent loading summary (lbs/day)

Month	Avg. Daily Inf Flow (MGD)	Cd	TTL Cr	Hex Cr	Cu	Pb	Hg	Ni	Ag	Zn	CN	Total (lbs/day)
January	20.64	0.42	2.07	4.20	7.39	1.71	0.0053	1.73	0.68	13.70	1.38	33.28
February	17.57	0.37	1.46	5.48	6.76	1.46	0.0054	1.46	0.59	12.17	0.95	30.71
March	17.23	0.34	1.37	4.08	6.66	1.39	0.0095	1.54	0.55	12.96	0.95	29.85
April	16.53	0.31	1.25	4.66	6.84	1.25	0.0061	1.62	0.50	12.89	0.89	30.22
May	19.70	0.48	1.93	6.61	10.60	2.03	0.0084	2.02	0.77	19.45	1.26	45.17
June	17.86	0.39	1.55	4.40	7.76	1.55	0.0100	2.59	0.62	14.86	0.90	34.63
July	15.38	0.34	1.54	5.10	8.87	1.36	0.0074	1.49	0.55	15.11	0.79	35.16
August	15.79	0.36	1.76	4.89	10.18	1.51	0.0071	2.00	0.58	17.23	0.67	39.18
September	17.27	0.41	1.66	5.59	17.48	1.78	0.0084	8.71	0.66	17.96	0.72	54.99
October	18.69	0.41	2.33	4.66	9.72	1.66	0.0080	1.85	0.66	17.73	0.79	39.83
November	16.68	0.37	1.71	7.74	8.74	1.50	0.0084	1.79	0.60	15.35	0.84	38.64
December	19.80	0.37	1.49	4.40	6.99	1.50	0.0058	1.77	0.60	13.87	0.67	31.66

Bucklin Point Influent Loading Summary 2012

Bucklin Point Monthly mean influent concentration (ppb)

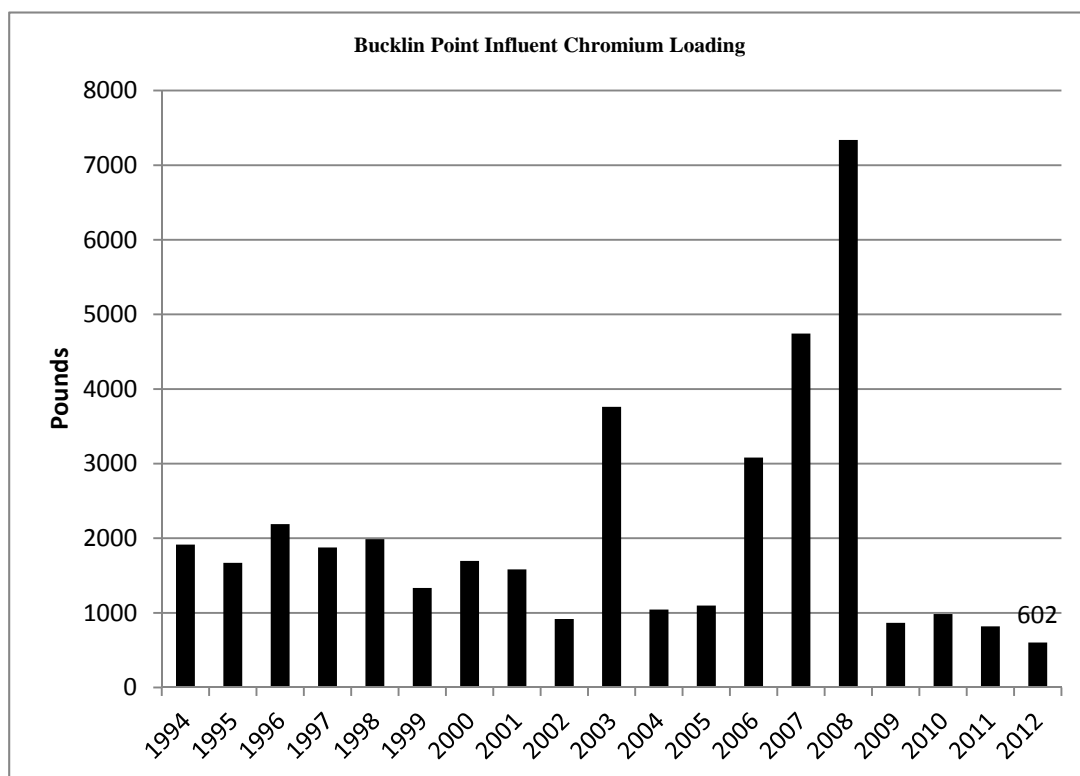
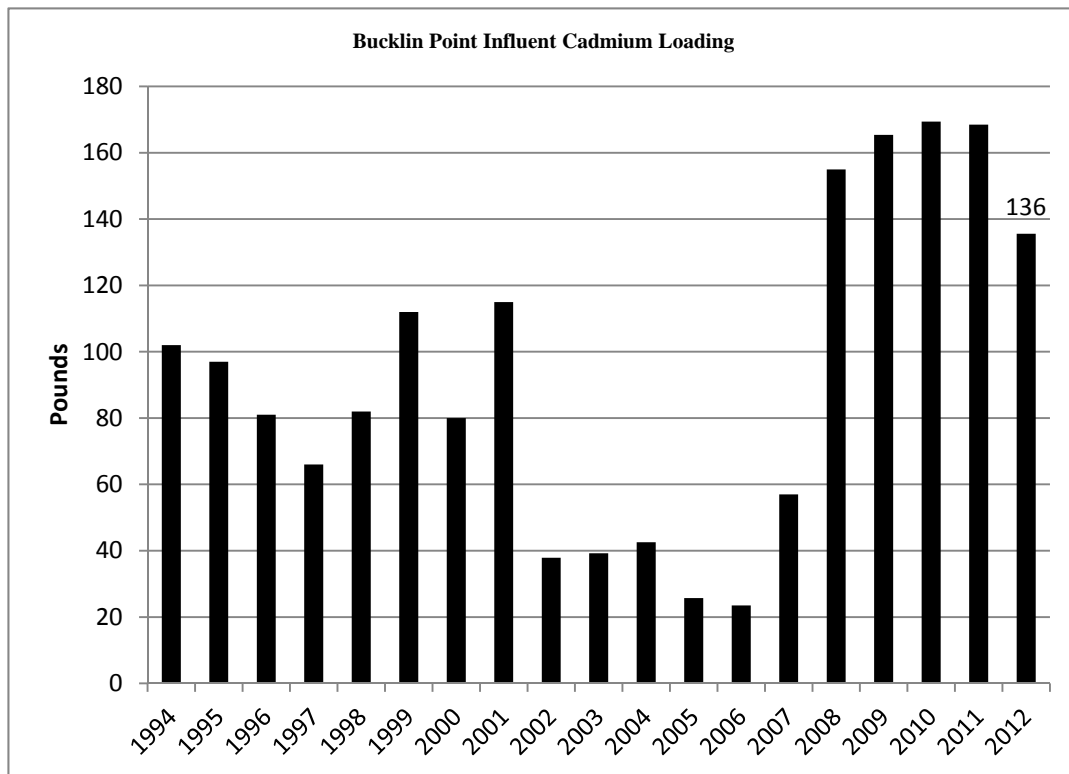
Month	Avg. Daily Inf Flow (MGD)	Cd	TTL Cr	Hex Cr	Cu	Pb	Hg	Ni	Ag	Zn	CN	Total
January	20.64	2.50	12.64	25.67	44.23	10.23	0.0318	10.42	4.12	81.00	8.02	165.19
February	17.57	2.50	10.00	37.78	46.24	10.00	0.0368	10.00	4.00	83.39	6.51	166.17
March	17.23	2.50	10.00	30.00	48.90	10.19	0.0707	11.15	4.00	95.10	6.95	181.91
April	16.53	2.50	10.00	37.88	55.34	10.00	0.0492	13.08	4.00	103.40	7.10	198.36
May	19.70	2.50	10.00	33.60	54.09	10.39	0.0427	10.50	4.00	97.65	6.61	189.17
June	17.86	2.50	10.00	28.38	49.86	10.00	0.0669	16.09	4.00	93.56	5.88	186.08
July	15.38	2.50	11.26	37.67	65.82	10.00	0.0541	11.03	4.00	111.06	5.83	215.72
August	15.79	2.50	12.61	34.22	68.00	10.34	0.0455	14.29	4.00	114.82	4.72	226.62
September	17.27	2.50	10.00	33.62	90.96	10.57	0.0483	38.03	4.00	105.99	4.34	262.10
October	18.69	2.50	14.78	31.40	62.35	10.00	0.0499	11.38	4.00	110.04	4.81	215.10
November	16.68	2.50	11.46	54.50	57.74	10.00	0.0530	11.78	4.00	101.05	5.67	198.57
December	19.80	2.50	10.16	31.13	47.65	10.29	0.0400	12.14	4.08	94.22	4.56	181.08

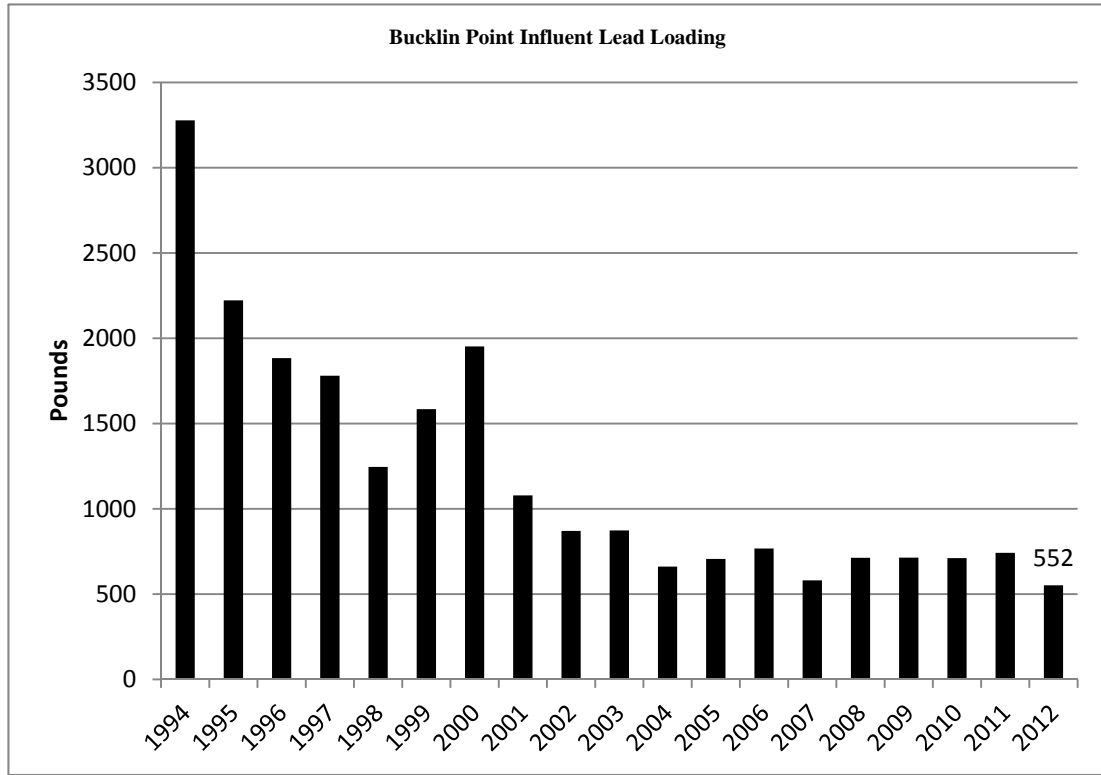
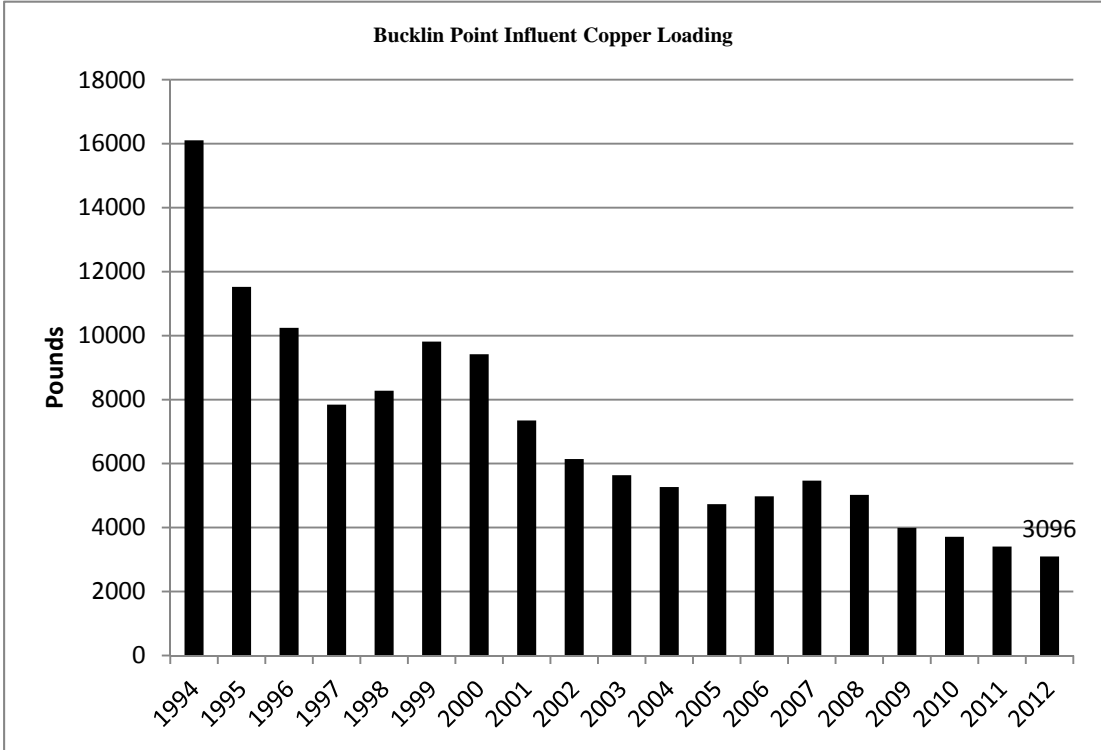
Total = Sum of Monthly Average Metals Concentrations (Cd, Cr, Cu, Pb, Hg, Ni, Ag, Zn)

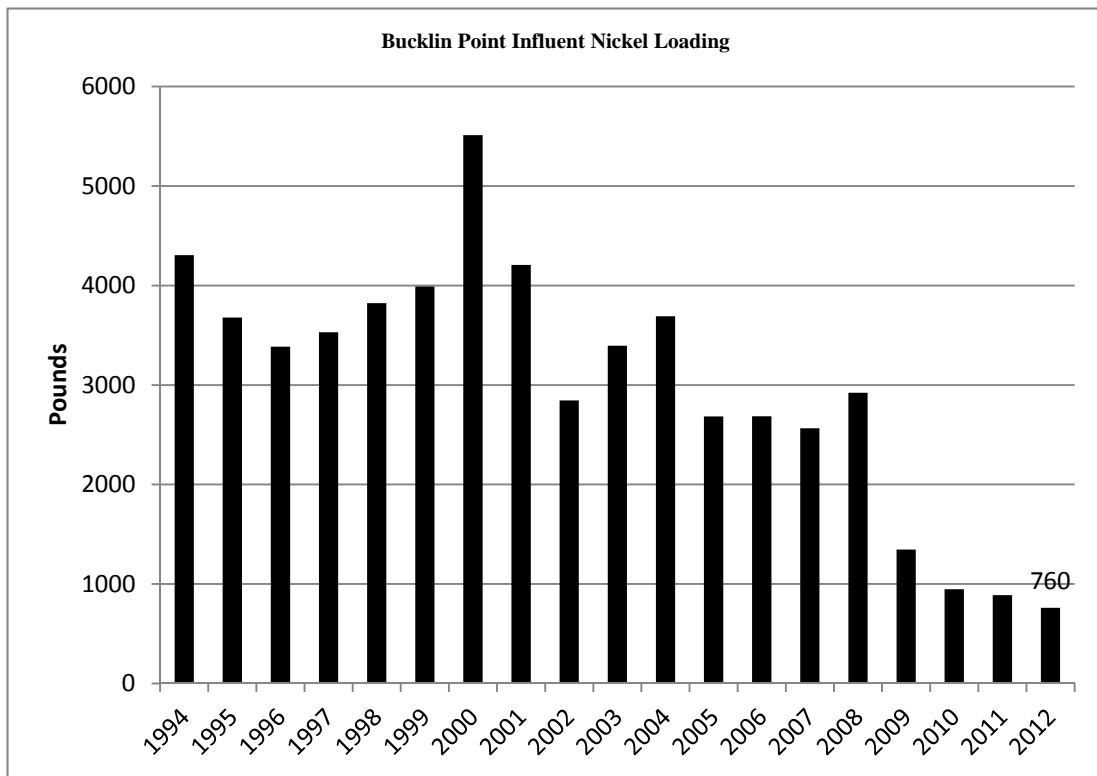
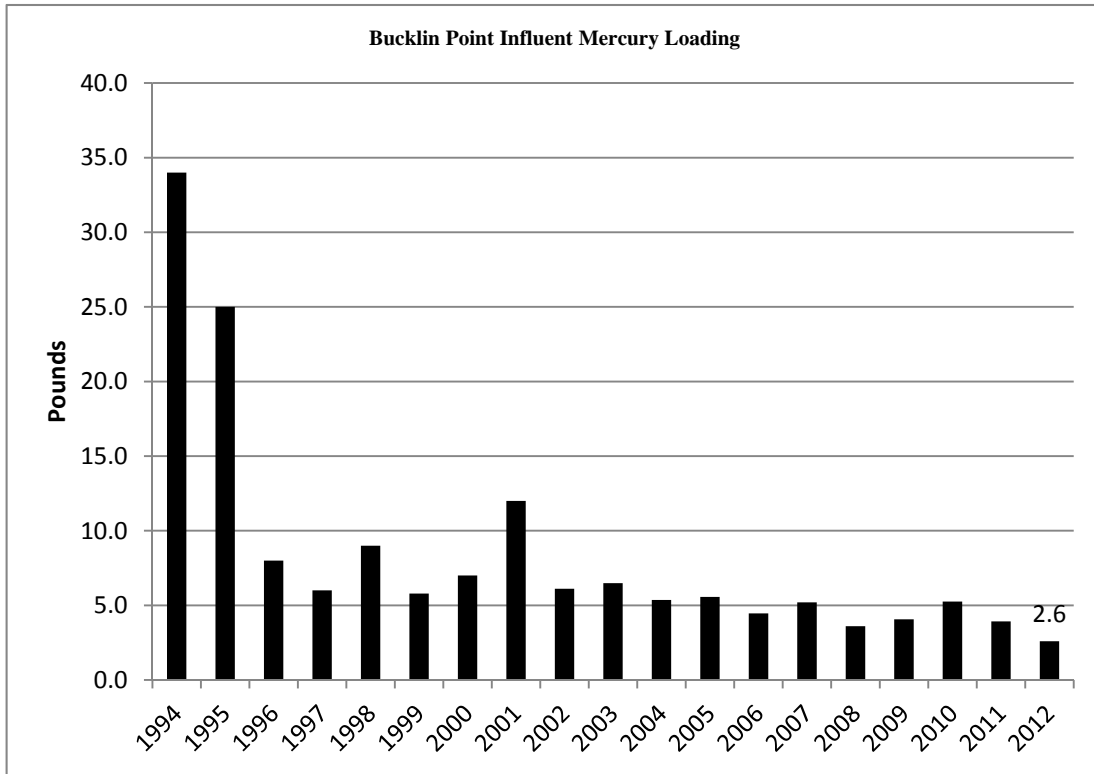
Bucklin Point Influent Loading Data

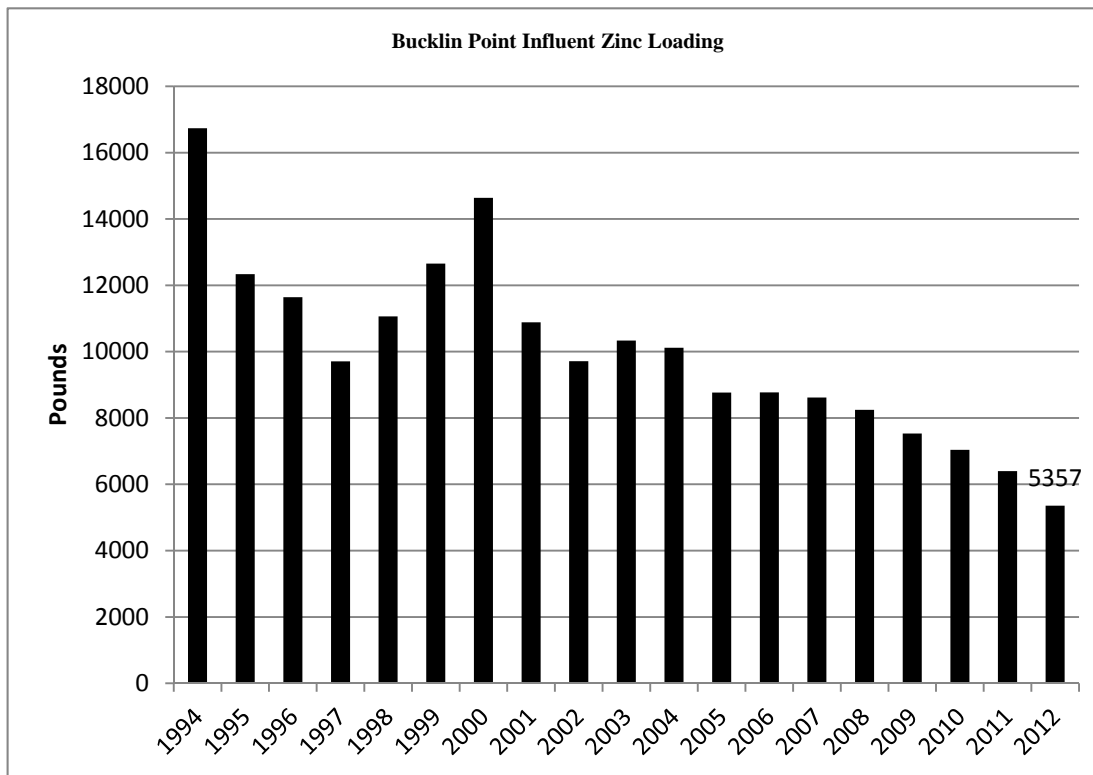
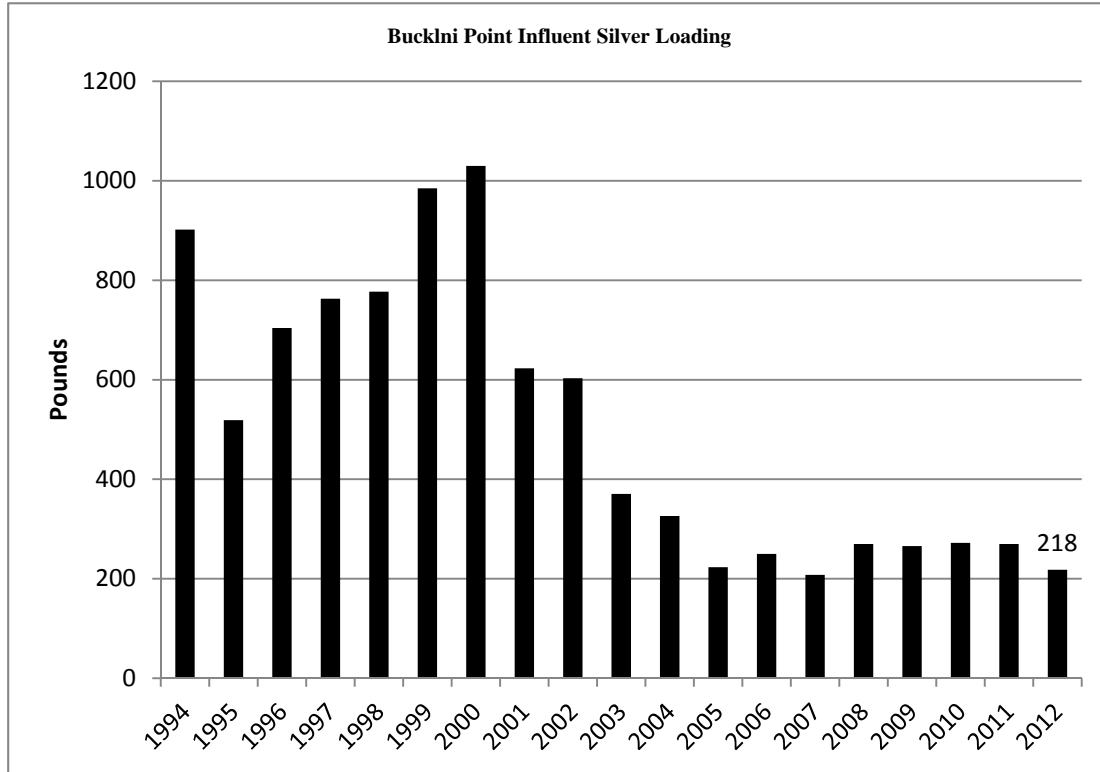
Influent loading (lbs/year)

Year	Cadmium	Chromium	Copper	Lead	Mercury	Nickel	Silver	Zinc
1994	102	1915	16107	3278	34.0	4305	902	16738
1995	97	1670	11525	2223	25.0	3679	519	12339
1996	81	2189	10244	1884	8.0	3386	704	11642
1997	66	1876	7844	1781	6.0	3530	763	9709
1998	82	1987	8278	1246	9.0	3823	777	11064
1999	112	1334	9814	1585	5.8	3991	985	12655
2000	80	1696	9418	1952	7.0	5511	1030	14641
2001	115	1583	7349	1079	12.0	4207	623	10887
2002	38	918	6141	870	6.1	2845	603	9715
2003	39	3762	5638	873	6.5	3396	371	10337
2004	43	1045	5269	661	5.4	3692	326	10117
2005	26	1099	4734	707	5.6	2685	223	8768
2006	24	3082	4976	767	4.5	2686	250	8771
2007	57	4743	5469	581	5.2	2565	208	8616
2008	155	7338	5021	713	3.6	2923	270	8248
2009	165	866	3992	714	4.1	1346	266	7532
2010	169	985	3714	711	5.3	948	272	7041
2011	169	819	3409	742	3.9	888	270	6396
2012	136	602	3096	552	2.6	760	218	5357









EFFLUENT LOADING DATA

BUCKLIN POINT

Bucklin Point Effluent Metals Cd - CN 2012
all analyses in ppb

Date	Day of the Week	Effluent Flow	Cd	TTL Cr	Hex Cr	Cu	Pb	Hg	Ni	Ag	Zn	CN
1/3/2012	Tuesday	18.88	0.05	0.52	<10.00	10.50	0.55	0.0057	3.58	0.10	34.60	9.56
1/4/2012	Wednesday	18.79	0.06	0.57	<10.00	11.50	0.57	0.0060	4.52	0.12	36.30	8.21
1/10/2012	Tuesday	18.29	0.05	0.88	<10.00	9.84	0.40	0.0021	4.35	0.07	31.20	10.63
1/11/2012	Wednesday	17.50	0.05	1.45	<10.00	8.18	0.42	0.0021	4.56	0.08	31.80	11.54
1/17/2012	Tuesday	24.25	0.04	2.26	<10.00	5.38	0.40	0.0023	5.82	0.07	33.70	12.15
1/18/2012	Wednesday	18.35	0.04	2.76	<10.00	8.65	0.41	0.0025	5.94	0.09	31.90	11.24
1/24/2012	Tuesday	25.71	0.05	2.47	<10.00	6.42	0.43	0.0031	4.58	0.11	36.60	12.63
1/25/2012	Wednesday	18.43	0.05	0.73	<10.00	7.40	0.43	0.0024	5.25	0.17	38.40	11.65
1/31/2012	Tuesday	19.09	0.05	0.66	<10.00	12.60	0.49	<0.002	6.41	0.07	34.00	7.12
2/1/2012	Wednesday	19.05	0.04	0.59	<10.00	7.87	0.39	<0.002	6.22	0.07	30.60	6.50
2/7/2012	Tuesday	17.82	0.05	0.78	<10.00	8.74	0.37	<0.002	4.83	0.07	32.50	<4.00
2/8/2012	Wednesday	17.54	0.05	1.02	<10.00	8.43	0.37	0.0026	4.64	0.06	32.70	4.13
2/14/2012	Tuesday	18.10	0.05	0.95	<10.00	10.90	0.36	0.0026	4.50	0.06	36.30	5.87
2/15/2012	Wednesday	18.16	0.05	1.06	<10.00	10.30	0.76	0.0030	4.73	0.06	34.70	7.12
2/21/2012	Tuesday	16.70	0.06	1.05	<10.00	7.12	0.51	0.0054	3.61	0.10	34.10	7.74
2/22/2012	Wednesday	16.65	0.05	1.01	<10.00	6.99	0.33	0.0029	3.70	0.05	32.20	7.68
2/28/2012	Tuesday	15.44	0.03	0.41	<10.00	8.91	0.32	0.0038	4.26	0.10	33.50	8.81
2/29/2012	Wednesday	18.55	0.05	0.70	<10.00	9.36	0.44	0.0032	4.28	0.12	36.10	10.14
3/6/2012	Tuesday	16.73	0.12	0.50	<10.00	5.81	0.44	0.0039	6.12	0.07	37.60	7.56
3/7/2012	Wednesday	17.36	0.04	0.61	<10.00	5.84	0.46	0.0035	5.66	0.06	33.20	13.10
3/13/2012	Tuesday	16.93	0.04	1.37	<10.00	5.87	0.39	0.0024	8.34	0.05	41.10	13.49
3/14/2012	Wednesday	16.17	0.04	1.14	<10.00	6.40	0.40	0.0021	7.67	0.06	42.90	14.16
3/20/2012	Tuesday	15.40	0.05	0.51	<10.00	5.50	0.36	0.0024	6.54	0.04	36.90	12.90
3/21/2012	Wednesday	15.41	0.06	0.64	<10.00	6.84	0.34	<0.002	7.37	0.04	37.30	14.52
3/27/2012	Tuesday	14.35	0.04	0.78	<10.00	9.55	0.45	0.0026	10.00	0.06	39.10	5.99
3/28/2012	Wednesday	19.23	0.16	1.17	<10.00	10.60	0.41	0.0024	9.08	0.06	40.60	8.95
4/3/2012	Tuesday	14.22	0.03	1.09	<10.00	7.15	0.39	0.0039	7.07	0.06	38.40	5.01
4/4/2012	Wednesday	14.33	0.04	0.91	<10.00	7.14	0.41	0.0020	6.74	0.06	40.50	4.90
4/10/2012	Tuesday	14.65	0.04	0.58	<10.00	5.80	0.38	0.0038	5.56	0.06	35.10	10.88
4/11/2012	Wednesday	14.32	0.04	0.65	<10.00	7.21	0.43	0.0029	7.28	0.06	38.60	9.79
4/17/2012	Tuesday	13.16	0.03	0.69	<10.00	5.81	0.44	0.0029	6.17	0.06	36.50	8.66
4/18/2012	Wednesday	13.81	0.04	0.71	<10.00	6.80	0.43	0.0035	6.51	0.06	37.50	11.51
4/24/2012	Tuesday	18.45	0.03	1.67	<10.00	8.88	0.43	0.0043	8.40	0.03	41.50	8.39
4/25/2012	Wednesday	17.15	0.03	1.20	<10.00	8.30	0.44	0.0025	7.46	0.03	41.50	10.85
5/1/2012	Tuesday	26.79	0.04	0.97	<10.00	7.05	0.46	0.0036	4.92	0.05	34.80	9.06
5/2/2012	Wednesday	17.25	0.03	0.76	<10.00	9.97	0.38	<0.0020	5.28	0.04	35.40	5.52
5/8/2012	Tuesday	16.93	0.05	0.79	<10.00	8.59	0.42	0.0027	5.09	0.05	36.90	4.83
5/9/2012	Wednesday	33.06	0.03	0.92	<10.00	9.81	0.47	0.0033	4.06	0.07	31.30	6.39
5/15/2012	Tuesday	26.09	0.03	0.96	<10.00	6.87	0.47	0.0026	4.14	0.05	32.30	22.32
5/16/2012	Wednesday	24.39	0.02	2.27	<10.00	6.15	0.39	0.0025	5.85	0.04	30.40	13.51
5/22/2012	Tuesday	29.45	0.03	0.65	<10.00	6.26	0.45	0.0041	4.44	0.05	27.00	<8.00
5/23/2012	Wednesday	17.47	0.02	0.86	<10.00	6.85	0.39	0.0025	5.19	0.07	28.90	<8.00
5/29/2012	Tuesday	16.69	0.09	0.57	<10.00	6.67	0.45	0.0096	4.00	0.07	32.20	10.70
5/30/2012	Wednesday	16.55	0.04	0.59	<10.00	7.51	0.41	0.0028	6.40	0.07	36.40	13.03
6/5/2012	Tuesday	17.49	0.03	0.59	<10.00	7.20	0.36	0.0037	8.63	0.06	30.80	<8.00
6/6/2012	Wednesday	19.53	0.03	0.58	<10.00	6.80	0.37	0.0041	8.84	0.07	30.00	10.39
6/12/2012	Tuesday	16.79	0.03	0.58	<10.00	5.42	0.39	0.0023	10.80	0.06	29.80	11.51

Bucklin Point Effluent Metals Cd - CN 2012
all analyses in ppb

Date	Day of the Week	Effluent Flow	Cd	TTL Cr	Hex Cr	Cu	Pb	Hg	Ni	Ag	Zn	CN
6/13/2012	Wednesday	28.36	0.03	0.65	<10.00	5.91	0.39	0.0043	6.97	0.06	28.10	7.51
6/19/2012	Tuesday	15.92	0.04	0.56	<10.00	7.82	0.38	0.0025	5.20	0.06	30.30	5.46
6/20/2012	Wednesday	15.01	0.03	0.62	<10.00	8.06	0.38	0.0027	7.23	0.08	33.00	5.42
6/25/2012	Monday	25.12	0.03	0.79		10.60	0.35		57.70	0.08	23.20	
6/26/2012	Tuesday	16.15	0.04	0.60	<10.00	8.12	0.30	0.0025	75.70	0.06	28.60	10.22
6/27/2012	Wednesday	15.61	0.03	0.57	<10.00	7.82	0.34	<0.002	61.30	0.06	36.00	12.88
7/2/2012	Monday	20.31	0.03	0.52	<10.00	7.49	0.36	0.0035	10.55	0.05	31.76	
7/3/2012	Tuesday	14.83	0.04	0.57	<10.00	9.45	0.37	0.0028	8.62	0.05	43.21	10.61
7/4/2012	Wednesday	16.21										6.84
7/10/2012	Tuesday	13.59	0.04	0.64	<10.00	9.15	0.37	<0.002	5.99	0.05	34.41	4.67
7/11/2012	Wednesday	14.24	0.03	0.71	<10.00	7.69	0.38	0.0024	6.51	0.05	34.37	4.67
7/17/2012	Tuesday	13.74	0.04	0.87	<10.00	8.35	0.35	<0.002	5.06	0.05	35.03	12.43
7/18/2012	Wednesday	20.82	0.02	0.93	<10.00	7.83	0.41	0.0031	5.33	0.06	31.49	<8.00
7/24/2012	Tuesday	17.92	0.03	0.60	<10.00	7.08	0.42	0.0023	5.87	0.06	35.69	<8.00
7/25/2012	Wednesday	13.41	0.04	0.66	<10.00	8.31	0.46	0.0024	6.91	0.07	39.47	<4.00
7/31/2012	Tuesday	16.89	0.05	1.67	<10.00	9.18	0.55	0.0046	5.33	0.09	43.14	4.22
8/1/2012	Wednesday	16.05	0.06	1.02	<10.00	9.68	0.49	0.0049	5.84	0.09	45.76	4.90
8/7/2012	Tuesday	13.53	0.05	1.23	<10.00	10.98	0.51	0.0021	7.93	0.08	38.11	3.93
8/8/2012	Wednesday	13.82	0.05	1.27	<10.00	10.80	0.56	0.0028	7.86	0.07	42.12	4.54
8/14/2012	Tuesday	13.53	0.05	0.98	<10.00	9.82	0.77	0.0056	6.59	0.08	40.97	4.03
8/15/2012	Wednesday	27.23	0.03	0.99	<10.00	9.43	0.59	0.0525	5.86	0.06	34.94	<8.00
8/21/2012	Tuesday	14.27	0.03	1.45	<10.00	11.65	0.39	0.0031	6.23	0.05	41.93	<4.00
8/22/2012	Wednesday	14.25	0.03	1.17	<10.00	10.37	0.43	0.0028	6.31	0.07	32.63	5.47
8/28/2012	Tuesday	23.81	0.03	0.84	<10.00	7.47	0.36	0.0035	5.73	0.06	33.40	4.90
8/29/2012	Wednesday	14.38	0.04	3.52	<10.00	9.89	0.37	0.0029	9.64	0.06	35.40	<4.00
9/4/2012	Tuesday	24.11	0.04	0.74	<10.00	11.90	0.41	0.0027	74.54	0.07	28.59	5.31
9/5/2012	Wednesday	27.63	0.05	0.92	<10.00	20.94	0.46	0.0037	238.70	0.12	29.95	4.07
9/11/2012	Tuesday	15.00	0.05	1.19	<10.00	16.16	0.45	0.0026	37.62	0.08	34.80	6.51
9/12/2012	Wednesday	14.91	0.06	1.31	<10.00	22.99	0.59	0.0031	30.48	0.10	36.58	<4.00
9/18/2012	Tuesday	15.90	0.05	0.86	128.00	20.76	0.71	0.0054	10.76	0.11	34.11	4.25
9/19/2012	Wednesday	26.49	0.03	0.77	<10.00	11.64	0.45	0.0034	8.28	0.08	30.93	<4.00
9/25/2012	Tuesday	14.76	0.05	0.53	<10.00	11.68	0.39	0.0023	9.37	0.07	32.52	<8.00
9/26/2012	Wednesday	15.30	0.06	0.75	<10.00	12.89	0.37	<0.002	8.09	0.08	33.26	<8.00
10/2/2012	Tuesday	20.05	0.05	6.25	<10.00	12.45	0.44	0.0023	6.63	0.07	39.71	<8.00
10/3/2012	Wednesday	17.04	0.04	2.62	<10.00	13.08	0.41	<0.002	6.74	0.06	35.36	14.50
10/9/2012	Tuesday	16.36	0.05	0.93	<10.00	14.07	0.34	0.0033	4.96	0.06	34.27	<4.00
10/10/2012	Wednesday	22.52	0.04	0.96	<10.00	11.40	0.35	0.0022	5.19	0.06	35.03	4.46
10/16/2012	Tuesday	15.72	0.05	0.73	<10.00	9.95	<0.3	0.0030	6.43	0.04	38.00	<4.00
10/17/2012	Wednesday	15.11	0.06	2.19	<10.00	12.41	0.34	<0.002	7.90	0.05	38.54	4.30
10/23/2012	Tuesday	15.51	0.04	0.80	<10.00	11.60	0.38	0.0026	6.60	0.05	35.99	6.57
10/24/2012	Wednesday	16.00	0.05	0.83	<10.00	9.37	0.34	0.0028	7.04	0.05	34.00	5.59
10/30/2012	Tuesday	30.85	0.02	0.96	<10.00	6.76	0.41	0.0040	3.93	0.05	26.02	<4.00
10/31/2012	Wednesday	20.96	0.03	0.68	<10.00	6.94	0.36	0.0021	6.58	0.04	31.28	4.20
11/6/2012	Tuesday	15.50	0.05	0.52	<10.00	8.78	0.51	0.0025	5.99	0.06	36.61	<8.00
11/7/2012	Wednesday	20.78	0.04	0.71	<10.00	8.16	0.52	0.0029	5.65	0.08	36.57	6.10
11/13/2012	Tuesday	27.05	0.04	0.95	<10.00	7.77	0.49	0.0049	5.67	0.06	35.40	4.98
11/14/2012	Wednesday	16.25	0.04	0.91	<10.00	8.21	0.66	0.0035	5.65	0.05	39.30	5.39

Bucklin Point Effluent Metals Cd - CN 2012
all analyses in ppb

Date	Day of the Week	Effluent Flow	Cd	TTL Cr	Hex Cr	Cu	Pb	Hg	Ni	Ag	Zn	CN
11/19/2012	Monday	15.65	0.05	0.45	<10.00	7.98	0.52	0.0120	4.41	0.05	34.60	4.39
11/20/2012	Tuesday	15.55	0.08	1.02	<10.00	11.30	0.98	0.0052	6.30	0.12	47.50	7.08
11/27/2012	Tuesday	17.53	0.04	4.61	<10.00	8.41	0.40	0.0031	7.48	0.04	36.10	<8.00
11/28/2012	Wednesday	15.26	0.04	2.19	<10.00	9.38	0.41	0.0021	6.99	0.04	39.30	9.85
12/4/2012	Tuesday	15.49	0.04	1.44	<10.00	9.60	0.39	0.0029	7.38	0.06	38.60	10.80
12/5/2012	Wednesday	14.47	0.05	1.81	<10.00	8.14	0.38	<0.002	8.53	0.08	41.40	6.55
12/11/2012	Tuesday	15.09	0.04	1.13	<10.00	5.93	0.47	0.0026	5.67	0.05	40.50	<4.00
12/12/2012	Wednesday	15.16	0.04	1.75	<10.00	6.80	0.51	0.0035	6.92	0.06	49.10	<4.00
12/18/2012	Tuesday	29.06	0.03	1.20	<10.00	5.99	0.55	0.0041	6.05	0.08	33.00	7.18
12/19/2012	Wednesday	15.78	0.03	1.16	<10.00	6.01	0.41	0.0027	8.33	0.04	39.90	6.52
12/25/2012	Tuesday	16.42	0.04	0.68	<10.00	5.82	0.43	0.0032	3.50	0.04	36.00	9.72
12/26/2012	Wednesday	16.70	0.07	2.29	<10.00	14.10	1.48	0.0063	4.54	0.25	42.80	9.02

Bucklin Point Effluent Metals Al - Sn 2012
all analyses in ppb

Date	Day of the Week	Effluent						
		Flow	Al	Fe	Se	As	Mo	Sn
1/3/2012	Tuesday	18.88	38.5	186.0				<5.00
1/4/2012	Wednesday	18.79	43.4	174.0				<5.00
1/10/2012	Tuesday	18.29	23.7	134.0	0.72	1.20		<5.00
1/11/2012	Wednesday	17.50	24.2	133.0				<5.00
1/17/2012	Tuesday	24.25	22.1	122.0				<5.00
1/18/2012	Wednesday	18.35	23.1	129.0				<5.00
1/24/2012	Tuesday	25.71	24.2	141.0				<5.00
1/25/2012	Wednesday	18.43	43.0	115.0				<5.00
1/31/2012	Tuesday	19.09	21.4	104.0				<5.00
2/1/2012	Wednesday	19.05	19.4	101.0				<5.00
2/7/2012	Tuesday	17.82	18.7	90.4	<0.5	0.97		<5.00
2/8/2012	Wednesday	17.54	21.6	97.2				<5.00
2/14/2012	Tuesday	18.10	19.0	97.7				<5.00
2/15/2012	Wednesday	18.16	18.5	147.0				<5.00
2/21/2012	Tuesday	16.70	33.3	168.0				<5.00
2/22/2012	Wednesday	16.65	16.1	114.0				<5.00
2/28/2012	Tuesday	15.44	18.3	118.0				<5.00
2/29/2012	Wednesday	18.55	25.0	155.0				<5.00
3/6/2012	Tuesday	16.73	21.0	116.0	<0.5	0.85		<5.00
3/7/2012	Wednesday	17.36	20.6	145.0				<5.00
3/13/2012	Tuesday	16.93	22.4	138.0				<5.00
3/14/2012	Wednesday	16.17	23.6	142.0				<5.00
3/20/2012	Tuesday	15.40	17.0	101.0				<5.00
3/21/2012	Wednesday	15.41	19.3	98.7				<5.00
3/27/2012	Tuesday	14.35	18.5	114.0				<5.00
3/28/2012	Wednesday	19.23	28.4	127.0				<5.00
4/3/2012	Tuesday	14.22	17.8	120.0	<0.5	0.91		<5.00
4/4/2012	Wednesday	14.33	18.8	123.0				<5.00
4/10/2012	Tuesday	14.65	17.1	112.0				<5.00
4/11/2012	Wednesday	14.32	21.2	125.0				<5.00
4/17/2012	Tuesday	13.16	16.1	123.0				<5.00
4/18/2012	Wednesday	13.81	17.3	116.0				<5.00
4/24/2012	Tuesday	18.45	21.3	100.0				<5.00
4/25/2012	Wednesday	17.15	23.5	107.0				<5.00
5/1/2012	Tuesday	26.79	23.4	116.0				<5.00
5/2/2012	Wednesday	17.25	23.1	114.0				<5.00
5/8/2012	Tuesday	16.93	19.6	132.0	<0.5	1.07		<5.00
5/9/2012	Wednesday	33.06	25.7	154.0				<5.00
5/15/2012	Tuesday	26.09	23.0	136.0				<5.00
5/16/2012	Wednesday	24.39	20.3	109.0				<5.00
5/22/2012	Tuesday	29.45	23.0	142.0				<5.00

Bucklin Point Effluent Metals Al - Sn 2012
all analyses in ppb

Date	Day of the Week	Effluent						
		Flow	Al	Fe	Se	As	Mo	Sn
5/23/2012	Wednesday	17.47	16.8	124.0				<5.00
5/29/2012	Tuesday	16.69	15.7	117.0				<5.00
5/30/2012	Wednesday	16.55	16.0	130.0				<5.00
6/5/2012	Tuesday	17.49	14.6	117.0	<0.5	1.02		<5.00
6/6/2012	Wednesday	19.53	17.7	119.0				<5.00
6/12/2012	Tuesday	16.79	14.2	124.0				<5.00
6/13/2012	Wednesday	28.36	18.9	118.0				<5.00
6/19/2012	Tuesday	15.92	12.6	119.0				<5.00
6/20/2012	Wednesday	15.01	13.3	113.0				<5.00
6/25/2012	Monday	25.12	22.0	118.0				<5.00
6/26/2012	Tuesday	16.15	13.5	82.5				<5.00
6/27/2012	Wednesday	15.61	14.4	91.1				<5.00
7/2/2012	Monday	20.31	17.9	103.3				<5.00
7/3/2012	Tuesday	14.83	15.2	101.8				<5.00
7/4/2012	Wednesday	16.21						<5.00
7/10/2012	Tuesday	13.59	12.9	93.0	0.52	1.00	1.16	<5.0
7/11/2012	Wednesday	14.24	14.6	103.9				<5.0
7/17/2012	Tuesday	13.74	11.7	100.4				<5.00
7/18/2012	Wednesday	20.82	16.8	117.2				<5.00
7/24/2012	Tuesday	17.92	14.6	110.2				<5.00
7/25/2012	Wednesday	13.41	14.7	112.0				<5.00
7/31/2012	Tuesday	16.89	17.4	121.7				<5.00
8/1/2012	Wednesday	16.05	15.0	116.2				<5.00
8/7/2012	Tuesday	13.53	16.3	131.8	<0.5	1.12	1.77	<5.00
8/8/2012	Wednesday	13.82	19.5	137.5				<5.00
8/14/2012	Tuesday	13.53	29.1	248.0				<5.00
8/15/2012	Wednesday	27.23	23.0	164.2				<5.00
8/21/2012	Tuesday	14.27	16.8	129.8				<5.00
8/22/2012	Wednesday	14.25	20.8	153.0				<5.00
8/28/2012	Tuesday	23.81	15.8	108.8				<5.00
8/29/2012	Wednesday	14.38	14.7	98.7				<5.00
9/4/2012	Tuesday	24.11	19.2	121.6				<5.00
9/5/2012	Wednesday	27.63	26.2	147.5				<5.00
9/11/2012	Tuesday	15.00	14.3	101.0	0.52	0.97	1.52	<5.00
9/12/2012	Wednesday	14.91	14.6	114.0				<5.00
9/18/2012	Tuesday	15.90	31.7	190.7				<5.00
9/19/2012	Wednesday	26.49	20.7	134.4				<5.00
9/25/2012	Tuesday	14.76	13.2	118.8				<5.00
9/26/2012	Wednesday	15.30	13.3	115.5				<5.00
10/2/2012	Tuesday	20.05	20.1	113.8	0.75	1.16	2.64	<5.00
10/3/2012	Wednesday	17.04	16.5	109.0				<5.00

Bucklin Point Effluent Metals Al - Sn 2012
all analyses in ppb

Date	Day of the Week	Effluent						
		Flow	Al	Fe	Se	As	Mo	Sn
10/9/2012	Tuesday	16.36	15.9	115.8				<5.00
10/10/2012	Wednesday	22.52	21.3	115.3				<5.00
10/16/2012	Tuesday	15.72	12.8	88.1				<5.00
10/17/2012	Wednesday	15.11	17.5	107.2				<5.00
10/23/2012	Tuesday	15.51	16.3	103.3				<5.00
10/24/2012	Wednesday	16.00	16.5	102.8				<5.00
10/30/2012	Tuesday	30.85	22.3	110.9				<5.00
10/31/2012	Wednesday	20.96	20.3	103.5				<5.00
11/6/2012	Tuesday	15.50	18.7	137.9				<5.00
11/7/2012	Wednesday	20.78	17.8	135.5				<5.00
11/13/2012	Tuesday	27.05	18.8	121.1				<5.00
11/14/2012	Wednesday	16.25	24.0	186.9				<5.00
11/19/2012	Monday	15.65	17.1	120.1				<5.00
11/20/2012	Tuesday	15.55	47.1	280.9	<0.5	1.14	3.56	<5.00
11/27/2012	Tuesday	17.53	18.8	124.9				<5.00
11/28/2012	Wednesday	15.26	21.8	131.2				<5.00
12/4/2012	Tuesday	15.49	16.0	125.0	<0.5	1.08	1.67	<5.00
12/5/2012	Wednesday	14.47	17.7	122.7				<5.00
12/11/2012	Tuesday	15.09	22.2	104.3				<5.00
12/12/2012	Wednesday	15.16	27.5	136.5				<5.00
12/18/2012	Tuesday	29.06	32.2	163.0				<5.00
12/19/2012	Wednesday	15.78	24.3	132.6				<5.00
12/25/2012	Tuesday	16.42	19.9	127.2				<5.00
12/26/2012	Wednesday	16.70	40.9	474.6				<5.00

Bucklin Point Monthly Average, Minimum, and Maximum Effluent Metal Values 2012
all results in ppb

Date	Flow (MGD)	Cd	TTL Cr	Hex Cr	Cu	Pb	Hg(ppb)	Ni	Ag	Zn	CN	
January	Average	20.36	0.05	1.37	10.00	8.94	0.46	3.12	5.00	0.10	34.28	10.53
	Minimum	17.50	0.04	0.52	10.00	5.38	0.40	2.00	3.58	0.07	31.20	7.12
	Maximum	35.39	0.06	2.76	10.00	12.60	0.57	6.01	6.41	0.17	38.40	12.63
February	Average	17.57	0.05	0.84	10.00	8.74	0.43	3.04	4.53	0.08	33.63	6.89
	Minimum	14.53	0.03	0.41	10.00	6.99	0.32	2.00	3.61	0.05	30.60	4.00
	Maximum	23.31	0.06	1.06	10.00	10.90	0.76	5.38	6.22	0.12	36.30	10.14
March	Average	17.23	0.07	0.84	10.00	7.05	0.41	2.66	7.60	0.06	38.59	11.33
	Minimum	13.83	0.04	0.50	10.00	5.50	0.34	2.00	5.66	0.04	33.20	5.99
	Maximum	35.95	0.16	1.37	10.00	10.60	0.46	3.92	10.00	0.07	42.90	14.52
April	Average	15.75	0.04	0.94	10.00	7.14	0.42	3.24	6.90	0.05	38.70	8.75
	Minimum	13.16	0.03	0.58	10.00	5.80	0.38	2.03	5.56	0.03	35.10	4.90
	Maximum	27.62	0.04	1.67	10.00	8.88	0.44	4.32	8.40	0.06	41.50	11.51
May	Average	19.21	0.04	0.93	10.00	7.57	0.43	3.56	4.94	0.06	32.56	10.14
	Minimum	14.86	0.02	0.57	10.00	6.15	0.38	2.00	4.00	0.04	27.00	4.83
	Maximum	33.06	0.09	2.27	10.00	9.97	0.47	9.63	6.40	0.07	36.90	22.32
June	Average	17.38	0.03	0.62	10.00	7.53	0.36	3.00	26.93	0.07	29.98	8.92
	Minimum	13.92	0.03	0.56	10.00	5.42	0.30	2.00	5.20	0.06	23.20	5.42
	Maximum	31.65	0.04	0.79	10.00	10.60	0.39	4.29	75.70	0.08	36.00	12.88
July	Average	15.38	0.04	0.80	10.00	8.28	0.41	2.81	6.69	0.06	36.51	7.05
	Minimum	13.34	0.02	0.52	10.00	7.08	0.35	2.00	5.06	0.05	31.49	4.00
	Maximum	23.53	0.05	1.67	10.00	9.45	0.55	4.62	10.55	0.09	43.21	12.43
August	Average	15.54	0.04	1.39	10.00	10.01	0.50	8.91	6.89	0.07	38.36	4.98
	Minimum	13.25	0.03	0.84	10.00	7.47	0.36	2.10	5.73	0.05	32.63	4.00
	Maximum	27.23	0.06	3.52	10.00	11.65	0.77	52.50	9.64	0.09	45.76	8.00
September	Average	16.96	0.05	0.88	24.75	16.12	0.48	3.13	52.23	0.09	32.59	5.52
	Minimum	13.29	0.03	0.53	10.00	11.64	0.37	2.00	8.09	0.07	28.59	4.00
	Maximum	27.63	0.06	1.31	128.00	22.99	0.71	5.36	238.70	0.12	36.58	8.00
October	Average	17.78	0.04	1.69	10.00	10.80	0.37	2.62	6.20	0.05	34.82	5.96
	Minimum	14.53	0.02	0.68	10.00	6.76	0.30	2.00	3.93	0.04	26.02	4.00
	Maximum	32.46	0.06	6.25	10.00	14.07	0.44	4.04	7.90	0.07	39.71	14.50
November	Average	16.68	0.05	1.42	10.00	8.75	0.56	4.52	6.02	0.06	38.17	6.72
	Minimum	14.25	0.04	0.45	10.00	7.77	0.40	2.13	4.41	0.04	34.60	4.39
	Maximum	27.05	0.08	4.61	10.00	11.30	0.98	12.00	7.48	0.12	47.50	9.85
December	Average	18.91	0.04	1.43	10.00	7.80	0.58	3.40	6.37	0.08	40.16	7.22
	Minimum	13.85	0.03	0.68	10.00	5.82	0.38	2.00	3.50	0.04	33.00	4.00
	Maximum	35.04	0.07	2.29	10.00	14.10	1.48	6.25	8.53	0.25	49.10	10.80

Bucklin Point Effluent Loading Summary 2012

Bucklin Point monthly mean effluent loading summary (lbs/month)

Month	Total Monthly Eff Flow (MGD)	Cd	TTL Cr	Hex Cr	Cu	Pb	Hg	Ni	Ag	Zn	CN	Total (lbs/month)
January	631.14	0.257	7.194	52.637	47.063	2.398	0.016	26.324	0.515	180.428	55.403	264.20
February	509.43	0.203	3.574	42.487	37.115	1.817	0.013	19.247	0.326	142.897	29.264	205.19
March	534.12	0.306	3.742	44.546	31.410	1.810	0.012	33.844	0.245	171.891	50.487	243.26
April	472.52	0.138	3.695	39.408	28.123	1.650	0.013	27.187	0.207	152.509	34.477	213.52
May	595.52	0.189	4.639	49.666	37.612	2.131	0.018	24.520	0.278	161.714	50.342	231.10
June	521.45	0.140	2.677	43.489	32.737	1.575	0.013	117.115	0.285	130.369	38.808	284.91
July	476.91	0.140	3.163	39.774	32.939	1.622	0.011	26.594	0.230	145.207	28.626	209.91
August	481.80	0.166	5.568	40.182	40.218	1.990	0.036	27.681	0.278	154.146	19.539	230.08
September	508.74	0.201	3.746	105.012	68.396	2.028	0.013	221.602	0.371	138.288	23.409	434.65
October	551.33	0.186	7.791	45.981	49.671	1.688	0.012	28.508	0.246	160.105	27.414	248.21
November	500.39	0.204	5.920	41.732	36.511	2.342	0.019	25.115	0.263	159.303	28.060	229.68
December	586.30	0.205	7.004	48.898	38.134	2.812	0.017	31.123	0.410	196.385	35.322	276.09
Total (lbs./yr.)		2.33	58.71	593.81	479.93	23.86	0.19	608.86	3.65	1893.24	421.15	

Bucklin Point monthly mean effluent loading summary (lbs/day)

Month	Avg. Daily Eff Flow (MGD)	Cd	TTL Cr	Hex Cr	Cu	Pb	Hg	Ni	Ag	Zn	CN	Total
January	20.36	0.008	0.238	1.66	1.454	0.075	0.516	0.833	0.016	5.711	1.768	8.85
February	17.57	0.007	0.123	1.46	1.283	0.063	0.440	0.667	0.011	4.925	1.005	7.52
March	17.23	0.010	0.117	1.37	0.972	0.056	0.366	1.041	0.008	5.296	1.555	7.86
April	15.75	0.004	0.122	1.25	0.906	0.052	0.408	0.872	0.006	4.867	1.100	7.24
May	19.21	0.007	0.181	1.87	1.417	0.081	0.654	0.907	0.010	6.027	1.929	9.29
June	17.38	0.005	0.099	1.51	1.188	0.057	0.475	4.191	0.010	4.639	1.338	10.66
July	15.38	0.005	0.108	1.36	1.109	0.055	0.389	0.913	0.008	4.890	0.948	7.48
August	15.54	0.006	0.184	1.40	1.368	0.069	1.724	0.938	0.009	5.287	0.719	9.59
September	16.96	0.007	0.140	3.56	2.563	0.076	0.511	10.492	0.014	5.144	0.846	18.95
October	17.78	0.006	0.268	1.59	1.657	0.059	0.428	0.951	0.009	5.411	0.921	8.79
November	16.68	0.007	0.209	1.50	1.293	0.083	0.670	0.897	0.009	5.668	0.982	8.84
December	18.91	0.006	0.203	1.44	1.104	0.084	0.504	0.906	0.012	5.679	1.048	8.50

Bucklin Point Effluent Loading Summary 2012

Bucklin Point Monthly mean effluent concentration (ppb)

Month	Avg. Daily Eff Flow (MGD)	Cd	TTL Cr	Hex Cr*	Cu	Pb	Hg	Ni	Ag	Zn	CN	Total
January	20.36	0.049	1.367	10.00	8.941	0.456	0.003	5.001	0.098	34.278	10.526	50.19
February	17.57	0.048	0.841	10.00	8.736	0.428	0.003	4.530	0.077	33.633	6.888	48.30
March	17.23	0.069	0.840	10.00	7.051	0.406	0.003	7.598	0.055	38.588	11.334	54.61
April	15.75	0.035	0.938	10.00	7.136	0.419	0.003	6.899	0.053	38.700	8.749	54.18
May	19.21	0.038	0.934	10.00	7.573	0.429	0.004	4.937	0.056	32.560	10.136	46.53
June	17.38	0.032	0.616	10.00	7.528	0.362	0.003	26.930	0.066	29.978	8.924	65.51
July	15.38	0.035	0.795	10.00	8.281	0.408	0.003	6.686	0.058	36.508	7.197	52.77
August	15.54	0.041	1.386	10.00	10.009	0.495	0.009	6.889	0.069	38.362	4.863	57.26
September	16.96	0.047	0.883	24.75	16.120	0.478	0.003	52.229	0.088	32.593	5.517	102.44
October	17.78	0.040	1.694	10.00	10.803	0.367	0.003	6.200	0.054	34.820	5.962	53.98
November	16.68	0.049	1.419	10.00	8.749	0.561	0.005	6.018	0.063	38.173	6.724	55.04
December	18.91	0.042	1.432	10.00	7.799	0.575	0.003	6.365	0.084	40.163	7.224	56.46

*Hexavalent Chromium is generally measured as non-detectable at the detection limit of 10 ppb

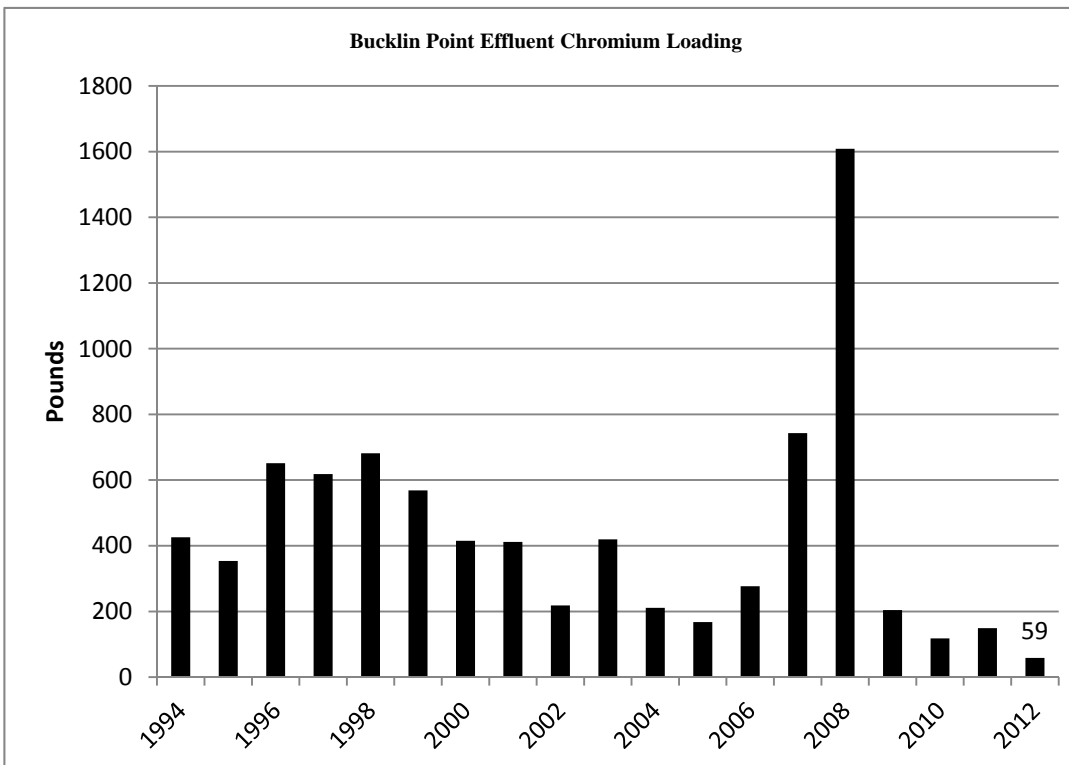
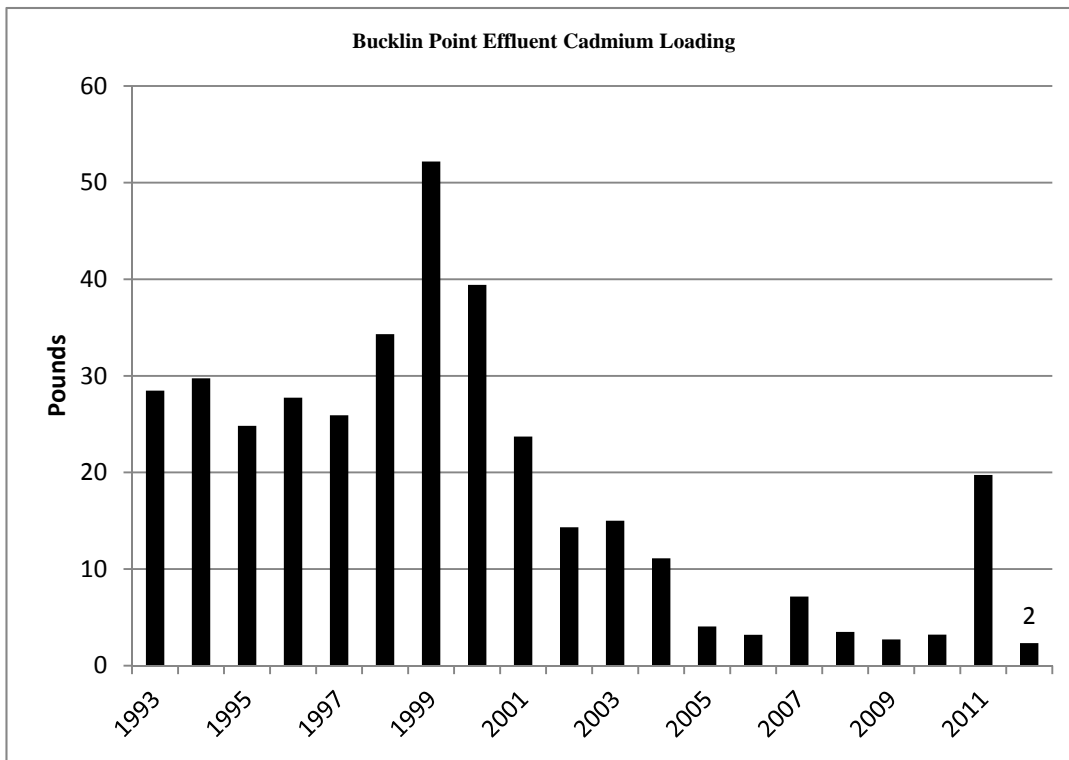
Total = Sum of Monthly Average Metals Concentrations (Cd, Cr, Cu, Pb, Hg, Ni, Ag, Zn)

Bucklin Point Effluent loading (lbs/year)

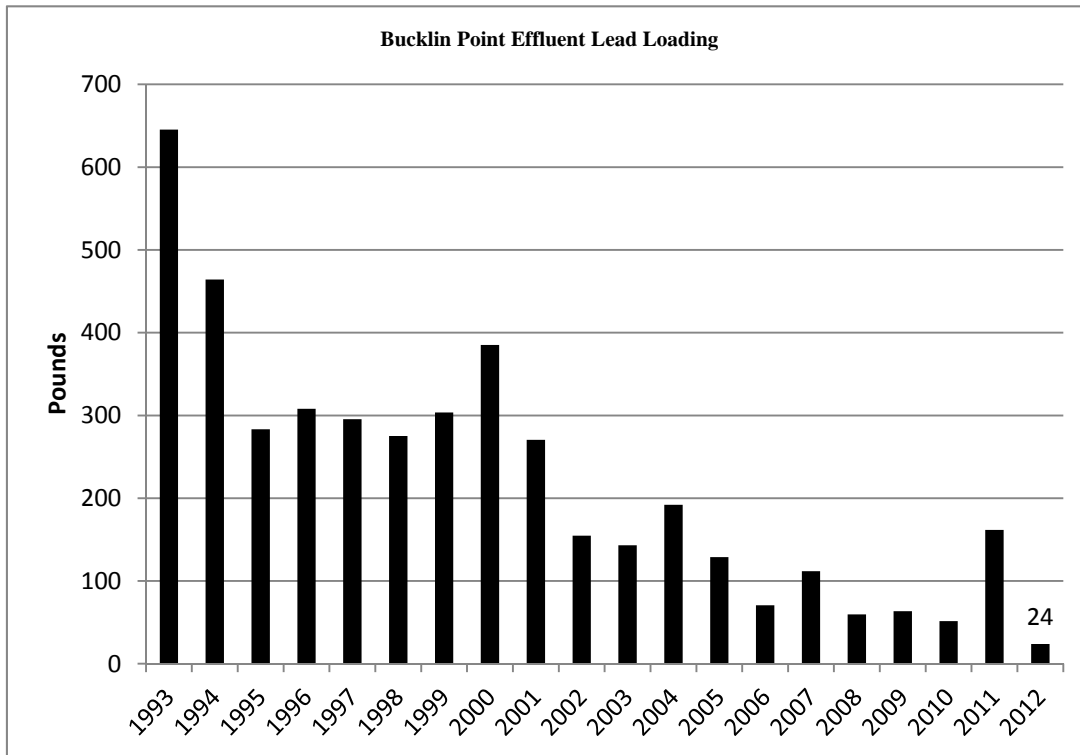
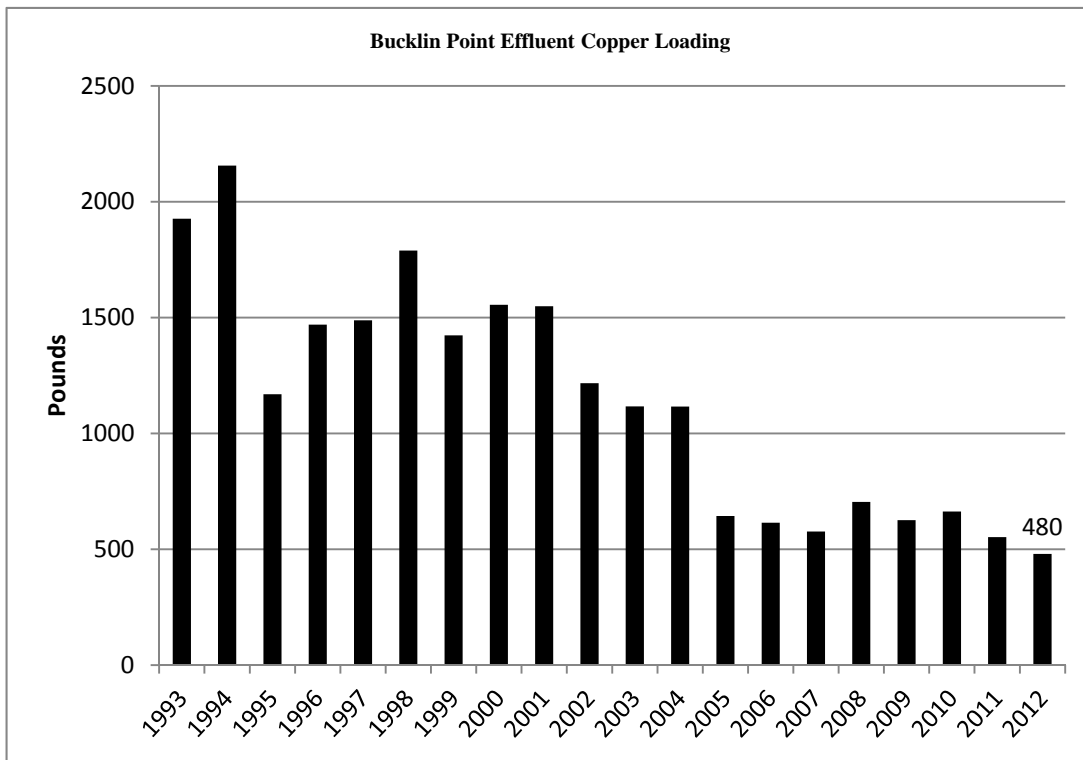
Year	Cadmium	Chromium	Copper	Lead	Mercury	Nickel	Silver	Zinc
1993	28		1927	645	9.13	3764	157	4664
1994	30	426	2156	464	25.92	2809	134	4142
1995	25	354	1169	283	21.17	2002	91	3007
1996	28	652	1469	308	6.94	1939	166	3388
1997	26	618	1488	296	6.57	2178	178	3546
1998	34	682	1790	275	8.40	2801	208	3800
1999	52	569	1424	303	5.84	2485	228	3616
2000	39	415	1556	385	7.67	3158	184	4549
2001	24	412	1549	270	6.94	2965	131	3621
2002	14	218	1217	155	2.13	2077	130	2690
2003	15	420	1117	143	1.20	2037	100	3084
2004	11	211	1116	192	1.80	2580	77	2864
2005	4	168	644	129	1.92	1823	28	3078
2006	3	277	615	71	0.71	1280	20	2768
2007	7	743	577	112	0.79	1185	13	2452
2008	3	1609	705	60	0.37	1125	10	2231
2009	3	204	626	64	0.25	736	5	2023
2010	3	118	663	51	2.08	517	4	2202
2011	20	149	552	162	0.27	465	32	2266
2012	2	59	480	24	0.19	609	4	1893

* In 2011, several samples for Cadmium, Chromium, Lead, and Silver had to be analyzed on equipment with higher detection limits, resulting in an increase in loadings that was not actually reflective of what was being discharged at Bucklin Point.

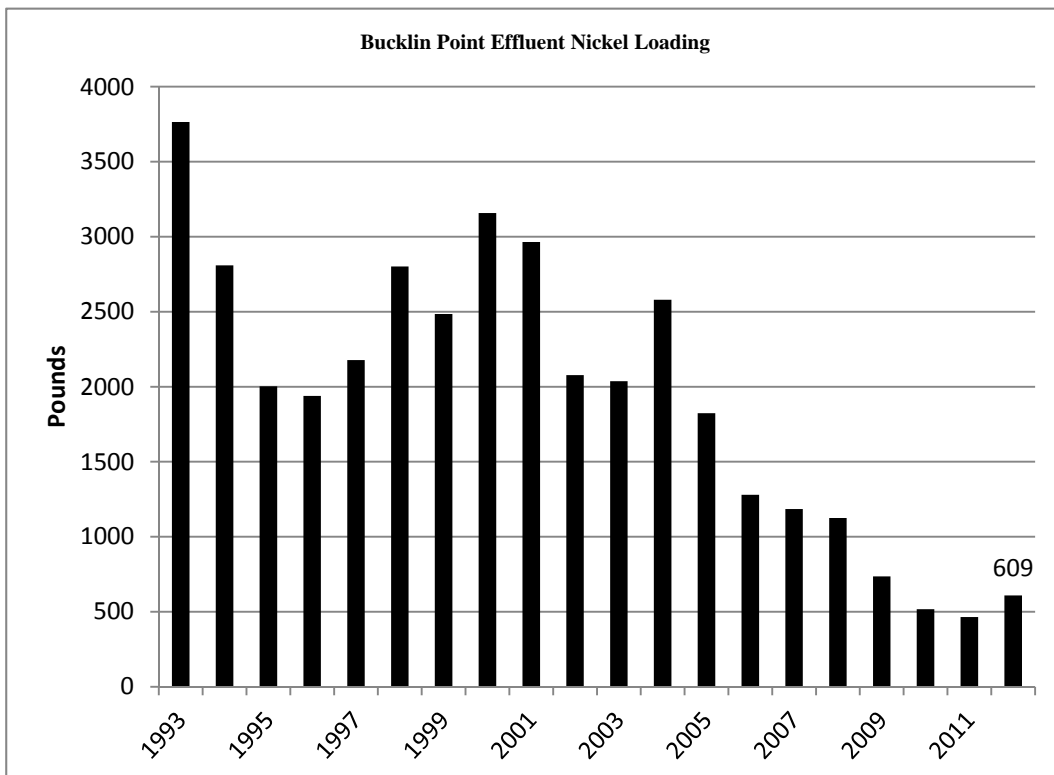
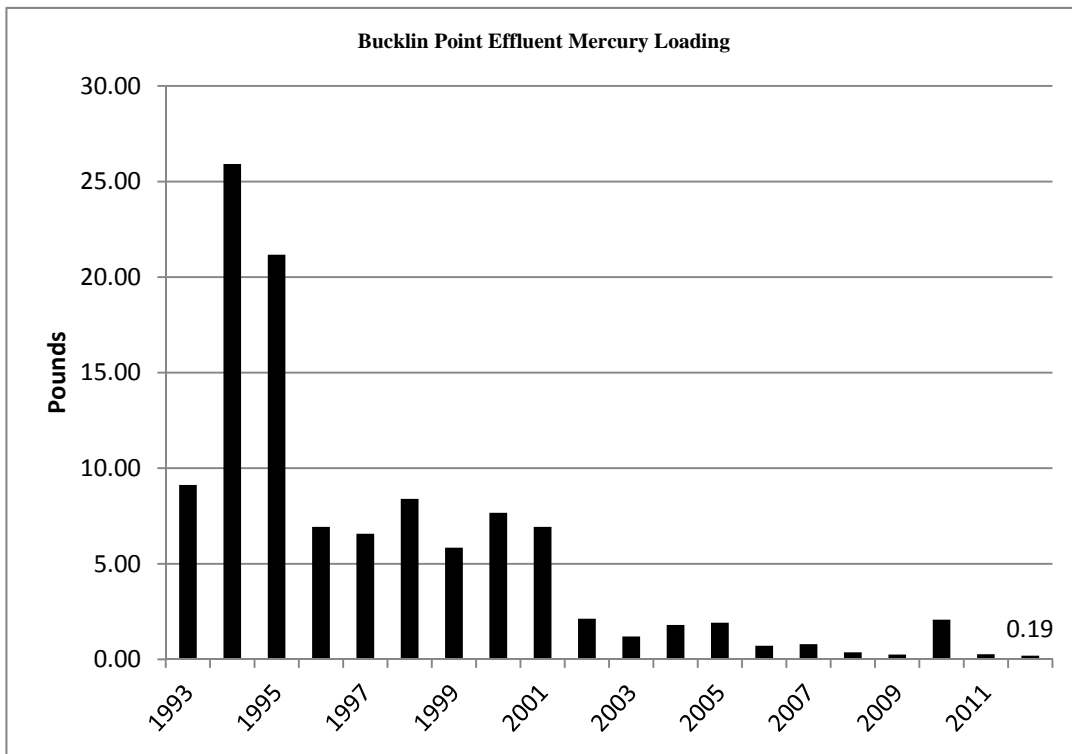
Bucklin Point Effluent Loading



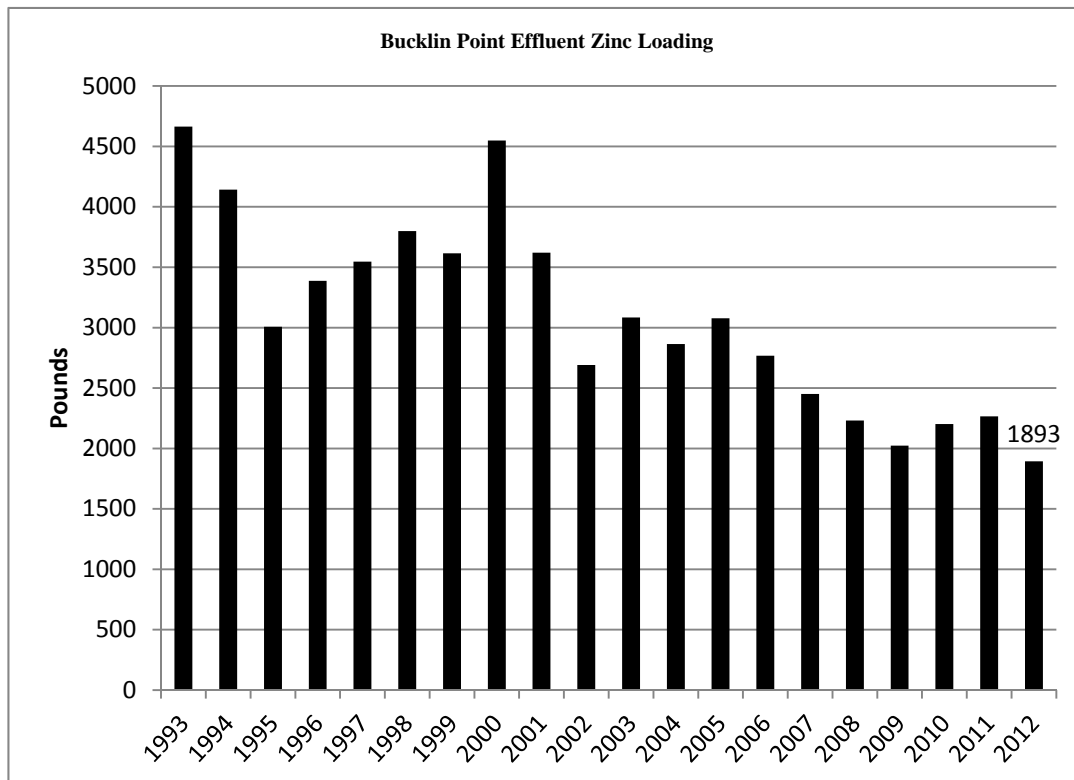
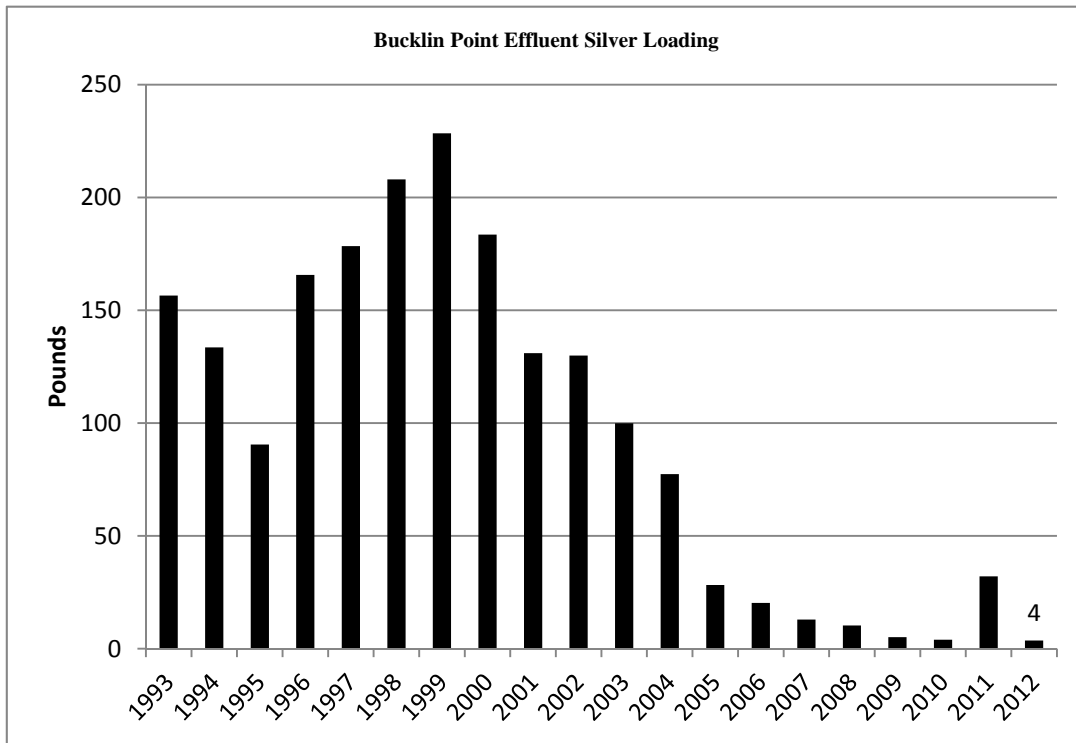
Bucklin Point Effluent Loading



Bucklin Point Effluent Loading



Bucklin Point Effluent Loading



***EFFLUENT DISSOLVED METALS
DATA***

BUCKLIN POINT

Bucklin Point Dissolved Metals 2012

all results in ppb

MDL = method detection limit

Date	Cd	Cd MDL*	Cr	Cr MDL	Cu	Cu MDL	Pb	Pb MDL	Ni	Ni MDL	Ag	Ag MDL*	Zn	Zn MDL*	Al	Al MDL	Fe	Fe MDL
1/10/2012	0.04	0.010	0.70	0.300	7.88	0.300	<0.3	0.300	4.29	0.300	0.02	0.010	44.00	1.000	9.90	3.000	74.20	2.000
2/7/2012	0.05	0.010	0.71	0.300	8.02	0.300	<0.3	0.300	4.63	0.300	0.03	0.010	35.40	1.000	10.50	3.000	60.30	2.000
3/6/2012	0.04	0.010	0.56	0.300	4.66	0.300	0.3	0.300	5.98	0.300	0.02	0.010	38.20	1.000	11.10	3.000	80.70	2.000
4/3/2012	0.03	0.020	1.06	0.300	6.05	0.300	<0.3	0.300	6.82	0.300	0.02	0.020	39.00	4.000	9.53	3.000	80.90	2.000
5/8/2012	0.04	0.020	0.67	0.300	6.87	0.300	0.3	0.300	4.65	0.300	0.02	0.020	36.10	4.000	10.40	3.000	86.50	2.000
6/5/2012	0.03	0.020	0.67	0.300	6.58	0.300	<0.3	0.300	8.53	0.300	0.04	0.020	33.50	4.000	8.27	3.000	72.90	2.000
7/10/2012	0.04	0.020	0.88	0.300	9.50	0.300	0.33	0.300	6.14	0.300	0.04	0.020	36.70	4.000	9.61	3.000	68.70	2.000
8/7/2012	0.05	0.020	1.42	0.300	9.75	0.300	0.36	0.300	7.92	0.300	0.04	0.020	40.60	4.000	8.53	3.000	68.91	2.000
9/11/2012	0.05	0.020	1.37	0.300	14.77	0.300	<0.3	0.300	37.93	0.300	0.06	0.020	37.82	4.000	7.83	3.000	68.82	2.000
10/2/2012	0.04	0.020	6.46	0.300	10.70	0.300	<0.3	0.300	6.30	0.300	0.03	0.020	37.84	4.000	7.74	3.000	72.54	2.000
11/20/2012	0.05	0.020	0.90	0.300	7.53	0.300	<0.3	0.300	5.74	0.300	0.02	0.020	35.84	4.000	6.29	3.000	76.11	2.000
12/4/2012	0.03	0.020	1.75	0.300	8.39	0.300	<0.3	0.300	7.07	0.300	0.03	0.020	37.26	4.000	9.01	3.000	90.24	2.000

*MDL's for Cd, Ag, and Zn changed in March 2012

	Cd	Cr	Cu	Pb	Ni	Ag	Zn	Al	Fe
yearly average concentration	0.04	1.43	8.39	<0.31	8.83	0.03	37.69	9.06	75.07
yearly median concentration	0.04	0.89	7.95	0.30	6.22	0.03	37.54	9.27	73.55
yearly minimum concentration	0.03	0.56	4.66	<0.3	4.29	0.02	33.50	6.29	60.30
yearly maximum concentration	0.05	6.46	14.77	0.36	37.93	0.06	44.00	11.10	90.24

BIOASSAY DATA

BUCKLIN POINT

Bucklin Point WWTF Bioassay Results - 2012						
<i>Americamysis bahia</i>						
Acute	1st Quarter, 2012			2nd Quarter, 2012		
Test	Result	Permit Limit	Pass Y/N	Result	Permit Limit	Pass Y/N
LC ₅₀	>100%	>100%	Y	>100%	>100%	Y
A-NOEC	100%	N/A**	N/A	100%	N/A**	N/A
	3rd Quarter, 2012			4th Quarter, 2012		
Test	Result	Permit Limit	Pass Y/N	Result	Permit Limit	Pass Y/N
LC ₅₀	>100%	>100%	Y	>100%	>100%	Y
A-NOEC	100%	N/A**	N/A	100%	N/A**	N/A

* NOTE - % indicates Percent Effluent

** No permit limit exists for A-NOEC

LC₅₀ LC₅₀ is the effluent concentration that causes 50% mortality during the acute toxicity

A-NOEC No observable effect concentration: Highest concentration of the effluent in which 90% or more of the test animals survive

Acute Test continuous exposure to effluent for 48 hours

Bucklin Point WWTF Bioassay Results - 2012						
<i>Arbacia punctulata</i>						
Chronic	1st Quarter, 2012			2nd Quarter, 2012		
Test	Result	Permit Limit	Pass Y/N	Result	Permit Limit	Pass Y/N
C-NOEC	100%	50%	Y	100%	50%	Y
	3rd Quarter, 2012			4th Quarter, 2012		
Test	Result	Permit Limit	Pass Y/N	Result	Permit Limit	Pass Y/N
C-NOEC	100%	50%	Y	100%	50%	Y

* NOTE - % indicates Percent Effluent

C-NOEC Highest concentration of effluent with no observed effect on fertilization rates

Chronic test Tests for sublethal effects of effluent on specifically on fertilization rates of *A. punctulata* eggs. Exposure rate is 60 minutes

OIL AND GREASE DATA

BUCKLIN POINT

Bucklin Point Oil & Grease 2012

Date	Influent Flow MGD	Effluent Flow MGD	Influent Average ppm	Effluent Average ppm
1/10/2012	18.29	18.29	43.37	<4.0
2/7/2012	17.82	17.82	22.57	<4.0
3/6/2012	16.73	16.73	26.61	<4.0
4/3/2012	14.22	14.22	40.77	<4.0
5/8/2012	16.93	16.93	28.6	<4.0
6/5/2012	17.49	17.49	21.29	<4.0
7/10/2012	13.59	13.59	26.6	<4.0
8/7/2012	13.53	13.53	32.66	<4.0
9/11/2012	15.00	15.00	22.99	<4.0
10/2/2012	20.05	20.05	14.05	<4.0
11/27/2012	17.53	17.53	34.08	<4.0
12/4/2012	15.49	15.49	23.06	<4.0

***BOD, TSS, AND FECAL
COLIFORM DATA***

BUCKLIN POINT

**Bucklin Point 2012 Wastewater Treatment Plant
TSS, BOD and Fecal Coliform Data**

Date	Fecal Coliform		Influent Flow (MGD)	Raw Influent TSS (mg/L)	Raw Influent BOD (mg/L)	Final Effluent TSS (mg/L)	Final Effluent BOD (mg/L)
	Bacteria (MPN/100 ml)						
1/1/2012	9		19.12	151	185	10	2.99
1/2/2012	5		20.29	124	182	7	3.96
1/3/2012	5		18.88	129	200	8	4.40
1/4/2012	8		18.79	129	199	10	5.20
1/5/2012	7		19.25	137	175	10	3.60
1/6/2012	4		19.02	160	197	9	5.90
1/7/2012	5		18.61	139	221	10	5.40
1/8/2012	5		17.95	151	161	7	4.21
1/9/2012	5		18.30	136	197	6	4.80
1/10/2012	6		18.29	149	186	8	3.83
1/11/2012	9		17.50	137	221	7	4.24
1/12/2012	16		42.16	134	147	12	5.10
1/13/2012	6		20.44	105	190	7	6.33
1/14/2012	4		19.17	154	151	9	3.86
1/15/2012	8		17.85	109	175	9	3.75
1/16/2012	11		19.17	115	177	7	2.36
1/17/2012	13		24.25	126	159	6	2.75
1/18/2012	7		18.35	127	203	6	4.00
1/19/2012	4		17.88	126	145	8	4.70
1/20/2012	3		18.26	137	178	6	3.98
1/21/2012	4		18.47	122	204	8	4.69
1/22/2012	5		17.90	131	167	7	2.00
1/23/2012	4		23.26	129	168	7	4.29
1/24/2012	3		25.71	147	134	6	3.58
1/25/2012	9		18.43	114	157	8	2.48
1/26/2012	9		19.44	131	163	7	5.27
1/27/2012	12		35.39	135	158	6	4.27
1/28/2012	4		19.87	89	141	8	3.20
1/29/2012	3		19.38	135	147	6	2.00
1/30/2012	3		19.37	120	148	2	2.30
1/31/2012	3		19.09	123	153	5	2.00
2/1/2012	5		19.05	117	145	5	2.37
2/2/2012	2		18.83	130	180	5	2.56
2/3/2012	5		17.94	129	170	5	2.75
2/4/2012	3		18.48	141	170	8	2.83
2/5/2012	3		17.86	124	185	5	2.87
2/6/2012	5		18.05	144	203	4	2.56
2/7/2012	3		17.82	147	186	4	3.06
2/8/2012	3		17.54	145	194	2	2.80
2/9/2012	5		17.04	184	196	6	2.68
2/10/2012	3		17.46	139	216	4	3.00
2/11/2012	3		19.39	126	179	5	2.57
2/12/2012	2		16.92	155	184	7	2.88
2/13/2012	2		17.53	142	178	5	3.07
2/14/2012	3		18.10	159	214	6	2.99
2/15/2012	6		18.16	147	195	6	2.31

**Bucklin Point 2012 Wastewater Treatment Plant
TSS, BOD and Fecal Coliform Data**

Date	Fecal Coliform		Influent Flow (MGD)	Raw Influent TSS (mg/L)	Raw Influent BOD (mg/L)	Final Effluent TSS (mg/L)	Final Effluent BOD (mg/L)
	Bacteria (MPN/100 ml)						
2/16/2012	5		18.43	181	213	4	2.26
2/17/2012	2		17.55	160	202	7	2.34
2/18/2012	3		16.84	145	216	7	2.44
2/19/2012	5		15.42	135	184	6	2.00
2/20/2012	3		15.94	155	202	4	2.70
2/21/2012	4		16.70	173	195	6	2.00
2/22/2012	2		16.65	183	198	8	2.00
2/23/2012	3		16.31	163	245	2	2.91
2/24/2012	6		23.31	212	240	6	3.46
2/25/2012	2		17.23	157	220	2	3.29
2/26/2012	2		14.53	157	191	3	2.50
2/27/2012	2		16.36	151	199	8	2.46
2/28/2012	2		15.44	147	195	5	2.18
2/29/2012	5		18.55	151	204	10	3.63
3/1/2012	12		35.95	149	158	17	4.03
3/2/2012	2		17.74	118	169	9	3.76
3/3/2012	4		26.46	113	164	4	2.95
3/4/2012	3		18.50	109	182	3	2.71
3/5/2012	3		17.30	118	189	5	2.35
3/6/2012	3		16.73	144	213	5	3.16
3/7/2012	4		17.36	119	155	7	2.38
3/8/2012	4		17.21	159	200	7	2.92
3/9/2012	3		17.70	141	208	6	2.61
3/10/2012	8		17.04	132	194	5	2.82
3/11/2012	3		16.53	126	222	4	2.91
3/12/2012	4		16.53	158	220	4	2.18
3/13/2012	4		16.93	157	212	6	2.28
3/14/2012	4		16.17	183	223	6	2.56
3/15/2012	5		16.13	140	202	6	2.82
3/16/2012	4		16.86	162	209	4	2.78
3/17/2012	5		16.25	159	219	3	2.74
3/18/2012	6		15.34	147	208	4	2.20
3/19/2012	4		15.26	154	203	8	2.18
3/20/2012	3		15.40	179	226	4	2.20
3/21/2012	3		15.41	205	221	3	2.43
3/22/2012	3		14.81	161	250	6	2.14
3/23/2012	2		14.81	165	233	5	2.40
3/24/2012	5		15.15	177	216	3	2.56
3/25/2012	4		15.30	144	237	4	2.00
3/26/2012	9		14.81	152	199	5	2.19
3/27/2012	6		14.35	193	230	2	2.92
3/28/2012	3		19.23	196	212	4	3.49
3/29/2012	4		15.48	165	212	7	2.86
3/30/2012	3		13.83	154	213	5	2.65
3/31/2012	8		17.56	145	185	6	2.20
4/1/2012	3		15.48	137	178	4	2.00

**Bucklin Point 2012 Wastewater Treatment Plant
TSS, BOD and Fecal Coliform Data**

Date	Fecal Coliform		Influent Flow (MGD)	Raw Influent		Final Effluent	
	Bacteria (MPN/100 ml)			TSS (mg/L)	BOD (mg/L)	TSS (mg/L)	BOD (mg/L)
4/2/2012	7		16.90	141	184	3	2.84
4/3/2012	11		14.22	185	238	5	2.84
4/4/2012	12		14.33	172	249	4	2.71
4/5/2012	14		14.19	181	235	4	3.16
4/6/2012	7		14.12	173	250	5	3.70
4/7/2012	6		14.41	156	302	6	3.00
4/8/2012	4		14.14	191	237	5	3.26
4/9/2012	3		14.59	181	267	9	3.44
4/10/2012	4		14.65	189	220	7	3.86
4/11/2012	4		14.32	205	244	6	3.58
4/12/2012	5		15.49	173	248	8	3.40
4/13/2012	10		13.86	204	242	5	3.20
4/14/2012	3		14.10	146	183	4	2.79
4/15/2012	4		14.16	175	217	3	2.80
4/16/2012	4		13.72	150	222	3	3.03
4/17/2012	3		13.16	181	224	7	3.36
4/18/2012	6		13.81	181	229	8	3.11
4/19/2012	7		13.90	201	205	7	3.15
4/20/2012	8		13.88	245	227	4	2.87
4/21/2012	14		13.87	186	263	4	3.14
4/22/2012	4		30.54	172	219	28	10.60
4/23/2012	41		47.73	161	135	32	14.40
4/24/2012	5		18.45	139	168	5	2.57
4/25/2012	5		17.15	137	178	3	3.56
4/26/2012	4		16.71	143	190	10	2.67
4/27/2012	6		16.31	131	203	4	2.82
4/28/2012	3		16.07	141	180	3	2.69
4/29/2012	5		15.61	145	208	6	2.76
4/30/2012	4		16.01	136	205	10	4.15
5/1/2012	3		28.53	177	187	4	3.70
5/2/2012	3		17.25	122	185	3	3.06
5/3/2012	2		18.29	150	187	5	3.58
5/4/2012	8		17.08	149	241	6	3.16
5/5/2012	8		17.11	149	193	5	2.73
5/6/2012	5		15.71	167	203	9	2.83
5/7/2012	5		15.85	141	183	5	3.33
5/8/2012	2		16.93	188	219	11	3.44
5/9/2012	13		36.37	211	189	14	5.22
5/10/2012	17		38.84	118	114	10	4.30
5/11/2012	5		18.46	124	162	4	3.86
5/12/2012	3		17.32	146	186	8	3.35
5/13/2012	4		16.79	137	176	7	2.20
5/14/2012	17		17.92	150	200	5	2.59
5/15/2012	10		26.31	107	156	7	3.94
5/16/2012	21		26.39	245	226	5	2.98
5/17/2012	6		17.68	158	183	6	3.47

**Bucklin Point 2012 Wastewater Treatment Plant
TSS, BOD and Fecal Coliform Data**

Date	Fecal Coliform		Influent Flow (MGD)	Raw Influent		Final Effluent	
	Bacteria (MPN/100 ml)			TSS (mg/L)	BOD (mg/L)	TSS (mg/L)	BOD (mg/L)
5/18/2012	8		17.22	145	219	4	2.80
5/19/2012	4		16.72	142	204	2	2.81
5/20/2012	4		16.28	147	177	4	2.44
5/21/2012	8		18.57	141	186	6	3.51
5/22/2012	15		29.45	196	191	6	4.19
5/23/2012	9		17.47	131	163	7	4.31
5/24/2012	30		17.35	155	185	6	3.11
5/25/2012	12		18.36	161	213	5	3.29
5/26/2012	5		16.95	171	202	3	3.28
5/27/2012	3		14.86	151	199	5	3.51
5/28/2012	259		15.88	163	164	7	2.92
5/29/2012	2		16.69	167	191	4	3.53
5/30/2012	2		16.55	169	202	4	3.85
5/31/2012	2		15.49	168	215	5	3.57
6/1/2012	2		15.28	189	225	5	3.54
6/2/2012	5		38.72	193	184	8	4.64
6/3/2012	3		16.86	121	193	4	2.90
6/4/2012	2		18.58	133	193	3	3.30
6/5/2012	2		17.49	151	187	5	3.90
6/6/2012	2		19.53	155	205	7	4.83
6/7/2012	2		22.36	177	189	8	3.91
6/8/2012	5		17.51	163	190	3	4.15
6/9/2012	2		16.18	164	192	5	3.86
6/10/2012	4		15.04	149	184	5	3.05
6/11/2012	4		16.02	160	198	6	3.56
6/12/2012	2		16.79	187	230	7	3.91
6/13/2012	5		28.36	167	174	8	4.12
6/14/2012	2		16.31	155	189	6	2.86
6/15/2012	3		15.80	123	176	5	2.95
6/16/2012	2		15.50	179	215	6	2.33
6/17/2012	2		14.85	159	212	5	2.47
6/18/2012	2		15.15	189	206	5	2.94
6/19/2012	2		15.92	198	219	7	3.00
6/20/2012	3		15.01	159	208	8	4.11
6/21/2012	2		13.92	174	203	3	2.81
6/22/2012	5		15.33	167	196	3	4.12
6/23/2012	5		14.95	206	217	8	3.06
6/24/2012	2		14.15	176	214	8	2.66
6/25/2012	3		32.48	167	170	9	3.05
6/26/2012	3		16.15	143	170	5	2.86
6/27/2012	3		15.61	176	213	9	2.45
6/28/2012	2		15.03	161	203	7	2.50
6/29/2012	2		16.34	195	222	11	3.07
6/30/2012	2		14.65	150	183	3	2.45
7/1/2012	3		16.06	147	168	5	2.00
7/2/2012	2		20.31	165	192	9	3.01

**Bucklin Point 2012 Wastewater Treatment Plant
TSS, BOD and Fecal Coliform Data**

Date	Fecal Coliform		Influent Flow (MGD)	Raw Influent		Final Effluent	
	Bacteria (MPN/100 ml)			TSS (mg/L)	BOD (mg/L)	TSS (mg/L)	BOD (mg/L)
7/3/2012	2		14.83	153	180	4	2.16
7/4/2012	2		16.21	141	167	5	2.21
7/5/2012	2		14.71	134	192	3	2.08
7/6/2012	3		14.24	157	210	2	2.08
7/7/2012	2		14.71	148	182	2	2.00
7/8/2012	2		13.75	16	179	2	2.00
7/9/2012	2		13.86	152	194	2	2.06
7/10/2012	2		13.59	167	209	2	2.33
7/11/2012	2		14.24	172	195	5	2.12
7/12/2012	2		14.25	171	202	6	2.22
7/13/2012	2		14.41	114	168	5	2.12
7/14/2012	6		13.80	151	202	4	2.57
7/15/2012	3		13.73	156	176	5	2.00
7/16/2012	2		15.60	167	184	5	3.04
7/17/2012	7		13.74	195	193	3	2.50
7/18/2012	58		20.82	159	180	2.333	4.88
7/19/2012	2		14.45	185	180	6	3.10
7/20/2012	46		15.29	150	210	4	2.90
7/21/2012	2		13.47	129	204	4	2.81
7/22/2012	2		13.34	171	214	8	2.30
7/23/2012	4		14.62	178	180	8.667	2.52
7/24/2012	5		17.92	182	204	8.667	5.16
7/25/2012	2		13.41	182	215	5.333	2.41
7/26/2012	2		14.43	187	249	6	3.00
7/27/2012	2		15.05	196	226	5	3.24
7/28/2012	2		23.53	172	184	4	3.98
7/29/2012	2		16.87	145	155	6.333	2.27
7/30/2012	2		14.79	170	165	9	2.23
7/31/2012	2		16.89	168	175	8.667	2.52
8/1/2012	3		16.05	167	160	5.667	2.43
8/2/2012	4		14.75	163	193	7.333	2.89
8/3/2012	988		14.11	192	233	5.333	3.28
8/4/2012	2202		13.87	181	218	2.333	2.58
8/5/2012	188		14.59	163	212	2.667	2.65
8/6/2012	8		14.30	175	196	2	2.96
8/7/2012	2		13.53	193	240	7.667	3.29
8/8/2012	7		13.82	164	211	5.667	3.31
8/9/2012	3		13.63	227	245	5.333	3.77
8/10/2012	5		24.80	192	207	8.333	4.45
8/11/2012	10		14.95	165	172	7.667	3.40
8/12/2012	35		15.88	137	195	3.333	2.34
8/13/2012	7		13.37	185	198	6.333	3.23
8/14/2012	4		13.53	205	196	4	2.68
8/15/2012	31		32.21	193	182	6	4.78
8/16/2012	112		16.02	137	144	4.667	3.02
8/17/2012	9		15.03	169	193	3	3.01

**Bucklin Point 2012 Wastewater Treatment Plant
TSS, BOD and Fecal Coliform Data**

Date	Fecal Coliform		Influent Flow (MGD)	Raw Influent TSS (mg/L)	Raw Influent BOD (mg/L)	Final Effluent TSS (mg/L)	Final Effluent BOD (mg/L)
	Bacteria (MPN/100 ml)						
8/18/2012	33		21.78	154	180	4.667	3.39
8/19/2012	10		14.17	142	158	3.333	2.80
8/20/2012	2		14.39	173	189	5.333	2.08
8/21/2012	4		14.27	189	221	7.333	2.26
8/22/2012	4		14.25	193	199	9.333	3.08
8/23/2012	7		14.30	194	233	3.333	3.56
8/24/2012	3		13.81	174	224	4.667	3.12
8/25/2012	2		13.51	171	215	6	2.35
8/26/2012	2		13.25	162	245	4.667	2.00
8/27/2012	12		14.42	192	210	8.333	2.24
8/28/2012	2		24.03	311	207	5.667	2.57
8/29/2012	3		14.38	170	174	6.333	2.30
8/30/2012	5		14.37	173	173	2.667	2.00
8/31/2012	5		14.23	173	219	2.667	2.00
9/1/2012	3		13.82	139	196	5.667	2.00
9/2/2012	2		13.29	159	186	2.333	2.00
9/3/2012	2		14.40	156	210	4.667	3.52
9/4/2012	2		24.24	287	315	4	3.46
9/5/2012	62		30.23	141	160	6.667	3.40
9/6/2012	3		15.83	134	179	4.333	2.00
9/7/2012	2		15.21	149	197	3.667	2.00
9/8/2012	2		20.36	167	189	6.333	2.15
9/9/2012	2		16.78	159	164	8.333	2.00
9/10/2012	3		15.46	134	198	4.333	2.40
9/11/2012	2		15.00	160	201	3.333	2.04
9/12/2012	2		14.91	176	277	4.667	2.47
9/13/2012	3		15.07	174	211	5	2.30
9/14/2012	126		14.99	197	247	5.667	4.37
9/15/2012	25		15.19	198	254	5.667	2.51
9/16/2012	186		14.46	169	225	5.333	2.33
9/17/2012	12		14.61	168	260	4.333	2.46
9/18/2012	16		15.90	190	225	9.333	4.44
9/19/2012	71		28.87	189	201	4	4.27
9/20/2012	3		14.53	148	187	4.667	2.42
9/21/2012	2		14.80	148	203	4.667	2.02
9/22/2012	2		15.07	188	228	4.333	2.08
9/23/2012	7		16.40	165	207	5.667	2.00
9/24/2012	4		14.74	143	207	2.667	2.17
9/25/2012	18		14.76	171	186	6.667	2.28
9/26/2012	12		15.30	175	205	4.333	2.09
9/27/2012	6		14.87	177	221	4	2.17
9/28/2012	7		31.60	196	238	9	5.10
9/29/2012	4		19.38	160	159	15.67	3.47
9/30/2012	10		18.01	154	204	4.333	2.28
10/1/2012	11		15.57	147	200	4.333	2.39
10/2/2012	4		20.05	187	256	4.333	3.64

**Bucklin Point 2012 Wastewater Treatment Plant
TSS, BOD and Fecal Coliform Data**

Date	Fecal Coliform	Influent Flow (MGD)	Raw Influent TSS (mg/L)	Raw Influent BOD (mg/L)	Final Effluent TSS (mg/L)	Final Effluent BOD (mg/L)
	Bacteria (MPN/100 ml)					
10/3/2012	2	17.04	152	197	5.667	2.50
10/4/2012	16	16.72	169	236	6.667	2.45
10/5/2012	71	15.63	169	242	5.333	2.09
10/6/2012	3	16.86	169	231	3.333	2.29
10/7/2012	2	17.27	152	226	5.333	2.61
10/8/2012	2	16.56	179	289	3.667	2.48
10/9/2012	3	16.36	167	215	9.333	2.12
10/10/2012	2	22.52	183	238	4	3.23
10/11/2012	2	15.56	133	186	4.667	2.38
10/12/2012	7	15.66	149	236	5	2.13
10/13/2012	2	14.53	177	215	5.667	2.07
10/14/2012	2	15.66	177	209	7.667	2.97
10/15/2012	2	16.52	180	265	2	2.00
10/16/2012	8	15.72	201	222	2.333	2.00
10/17/2012	2	15.11	201	226	4.667	2.15
10/18/2012	3	15.17	221	218	7	2.09
10/19/2012	7	19.32	201	244	7.333	3.05
10/20/2012	15	27.56	221	192	5.333	2.00
10/21/2012	17	15.23	153	193	8.333	2.22
10/22/2012	2	15.33	162	246	5	2.13
10/23/2012	4	15.51	267	335	5	2.45
10/24/2012	3	16.00	156	218	6.333	2.55
10/25/2012	2	15.79	170	218	2.667	2.85
10/26/2012	3	15.09	171	233	4	2.23
10/27/2012	2	15.01	195	240	5.333	2.41
10/28/2012	2	15.82	197	260	6.667	2.00
10/29/2012	4	50.00	194	214	25	20.41
10/30/2012	32	39.24	88	86	10	4.46
10/31/2012	4	20.96	131	159	6.667	2.78
11/1/2012	3	18.20	140	187	4	2.14
11/2/2012	2	17.70	149	211	4.333	3.25
11/3/2012	2	16.57	155	191	3.667	2.56
11/4/2012	2	15.91	135	191	3.667	2.34
11/5/2012	2	15.74	149	209	5.333	2.88
11/6/2012	2	15.50	157	214	3	2.47
11/7/2012	2	20.78	185	220	5.333	4.22
11/8/2012	3	22.46	141	201	6.667	4.18
11/9/2012	2	16.74	126	187	4.667	2.86
11/10/2012	2	15.95	139	204	5	2.20
11/11/2012	2	15.96	137	207	6.333	3.07
11/12/2012	2	16.62	146	215	2.667	2.52
11/13/2012	4	27.05	187	225	4.667	4.03
11/14/2012	5	16.25	112	137	4.667	3.50
11/15/2012	5	16.45	145	203	7.333	2.75
11/16/2012	2	15.89	135	243	3	2.99
11/17/2012	2	15.53	157	204	5.333	2.60

**Bucklin Point 2012 Wastewater Treatment Plant
TSS, BOD and Fecal Coliform Data**

Date	Fecal Coliform		Influent Flow (MGD)	Raw Influent		Final Effluent	
	Bacteria (MPN/100 ml)			TSS (mg/L)	BOD (mg/L)	TSS (mg/L)	BOD (mg/L)
11/18/2012	2		15.37	146	204	6.333	2.48
11/19/2012	3		15.65	155	218	10	2.69
11/20/2012	10		15.55	199	243	14	5.18
11/21/2012	4		15.95	202	210	12.33	2.27
11/22/2012	3		15.55	140	236	3.333	2.08
11/23/2012	2		15.46	155	254	6	2.63
11/24/2012	2		15.26	123	197	7.333	2.99
11/25/2012	2		15.33	263	324	12	2.90
11/26/2012	2		15.02	177	242	7.667	2.69
11/27/2012	2		17.53	169	233	7.333	2.88
11/28/2012	2		15.26	151	234	8.333	3.17
11/29/2012	3		14.88	169	229	8.333	2.99
11/30/2012	3		14.25	174	255	6	2.98
12/1/2012	2		15.18	189	222	7.333	2.69
12/2/2012	2		15.37	154	209	5.333	2.90
12/3/2012	2		14.46	182	228	7.667	2.50
12/4/2012	4		15.49	185	221	5.667	2.72
12/5/2012	3		14.47	206	240	6	2.75
12/6/2012	2		13.85	173	219	6	2.76
12/7/2012	3		14.92	177	228	5.333	2.87
12/8/2012	3		28.06	227	298	6.667	4.29
12/9/2012	4		15.80	156	192	10.67	4.13
12/10/2012	11		36.84	129	170	10	7.87
12/11/2012	2		15.09	136	171	5.7	3.35
12/12/2012	2		15.16	141	204	6	3.44
12/13/2012	3		14.84	165	210	3.667	2.96
12/14/2012	3		14.99	163	247	5.667	3.56
12/15/2012	2		14.61	158	223	4.667	3.18
12/16/2012	2		15.91	146	186	4	2.50
12/17/2012	4		25.08	164	174	11	3.89
12/18/2012	49		31.61	148	196	11	4.14
12/19/2012	2		15.78	123	193	5.667	2.10
12/20/2012	2		15.58	166	229	5.333	2.02
12/21/2012	2		37.25	142	172	13	7.81
12/22/2012	2		17.78	133	165	9.667	3.53
12/23/2012	2		17.39	130	189	7	2.11
12/24/2012	2		17.45	145	202	6.333	2.76
12/25/2012	2		16.42	155	203	7.667	2.68
12/26/2012	2		16.70	163	202	30.67	19.80
12/27/2012	83		47.78	141	169	17	8.37
12/28/2012	3		19.95	105	169	6.333	3.50
12/29/2012	2		19.99	116	186	11	3.41
12/30/2012	2		19.68	106	148	6.667	3.34
12/31/2012	2		20.19	105.3	150	8.333	3

SLUDGE DATA

BUCKLIN POINT

Bucklin Point Metals Loading from Final Sludge (lbs/yr)

Year	Arsenic	Beryllium	Cadmium	Copper	Chromium	Lead	Mercury	Molybdeum	Nickel	Selenium	Silver	Zinc	Cyanide
1994	16.2		35.4	3839.7	655.5	723.4	84.2		627.6		171.3	4234.5	64.3
1995			35.8	4306.7	681.0	551.8	55.9		539.8		126.2	3495.8	57.6
1996													
1997	16.0		52.9	4589.3	1177.6	1183.6	16.0		1074.4		339.8	4349.4	58.9
1998	12.2		44.8	4743.4	1263.0	1128.3	12.2		977.8		463.4	5838.9	27.7
1999	11.1		44.4	3906.8	993.6	930.3	11.1		716.9		473.0	5945.8	24.3
2000	38.3		60.8	5164.7	1304.1	1073.2	16.8	171.8	1345.4		467.7	7104.0	24.8
2001	57.8	13.6	38.6	4132.9	1003.3	900.1	12.0	167.4	985.3	44.4	371.2	6336.5	33.6
2002	43.7	6.1	27.1	4565.0	755.0	1034.3	18.0	148.9	840.7	37.6	385.8	7226.0	13.3
2003	30.2	6.6	29.2	3439.4	2669.3	772.3	10.0	69.3	868.1	32.1	273.0	5973.1	8.9
2004	27.6	7.3	45.5	3733.7	851.5	739.0	11.6	62.0	794.7	36.1	225.0	6759.2	7.6
2005	18.8	5.9	30.9	4468.6	969.5	682.1	8.9	77.4	781.5	32.5	153.0	5469.7	10.3
2006	25.5	2.0	24.4	3657.0	2398.8	713.0	6.8	37.1	1089.2	33.9	165.4	4953.9	12.0
2007	11.2	5.2	25.7	4676.1	4143.3	633.5	9.3	70.7	1389.7	14.4	177.5	5635.0	22.8
2008	8.9	14.1	23.3	4209.5	5594.6	585.4	36.0	84.7	1568.6	17.4	116.8	5519.0	27.4
2009	18.1	8.2	20.6	3132.4	1054.3	516.6	4.6	79.6	438.2	14.6	62.5	4895.0	19.3
2010	20.7	7.0	17.5	3075.2	619.0	445.7	14.4	74.3	318.1	14.6	58.1	3949.5	17.1
2011	19.3	9.0	13.9	2159.5	499.9	474.2	4.9	90.0	294.1	15.1	66.4	3583.1	14.5
2012	18.2	8.4	13.5	2502.2	370.6	370.7	4.3	84.3	269.2	16.0	56.8	3388.8	24.9

Bucklin Point Dry Sludge Analysis for Metals

Date	Sludge Tons	Silver		Arsenic		Beryllium		Cadmium		Chromium		Copper		Molybdenum		Nickel		Lead		Selenium		Zinc		Mercury		Cyanide	
		ppm	lbs	ppm	lbs	ppm	lbs	ppm	lbs	ppm	lbs	ppm	lbs	ppm	lbs	ppm	lbs	ppm	lbs	ppm	lbs	ppm	lbs	ppm	lbs	ppm	lbs
1/10/2012	6.54	13.49		2.41		2.04		3.00		90.39		495.25		20.42		55.18		82.43		4.76		690.90		0.84		6.78	
1/24/2012	10.58	14.13		1.09		2.18		3.20		77.47		440.69		21.83		48.74		69.30		2.18		628.63		1.20		5.49	
Monthly Avg:	8.56	13.81		1.75		2.11		3.10		83.93		467.97		21.13		51.96		75.86		3.47		659.76		1.02		6.14	
Monthly Total in lbs.	348940		4.82		0.61		0.74		1.08		29.29		163.29		7.37		18.13		26.47		1.21		230.22		0.36		2.14
2/7/2012	6.66	17.07		2.33		2.43		3.64		89.71		463.58		24.27		52.35		81.70		3.18		711.14		0.73		5.78	
2/21/2012	7.05	17.42		1.30		2.10		3.61		90.41		525.37		21.02		52.62		80.89		3.78		745.82		1.20		11.30	
Monthly Avg:	6.86	17.24		1.82		2.27		3.63		90.06		494.48		22.65		52.49		81.29		3.48		728.48		0.97		8.54	
Monthly Total in lbs.	301380		5.20		0.55		0.68		1.09		27.14		149.03		6.82		15.82		24.50		1.05		219.55		0.29		2.57
3/6/2012	15.87			4.80		2.01		3.28		87.08		512.72		20.08		48.48		80.61		4.60		766.97		0.87		8.86	
3/20/2012	6.03	14.69		2.27		2.16		3.24		82.35		490.20		21.59		44.29		71.23		4.71		722.89		0.87		10.75	
Monthly Avg:	6.03	15.28		3.54		2.09		3.26		84.71		501.46		20.84		46.39		75.92		4.66		744.93		0.87		9.81	
Monthly Total in lbs.	337160		5.15		1.19		0.70		1.10		28.56		169.07		7.02		15.64		25.60		1.57		251.16		0.29		3.31
4/3/2012	5.93	15.61		4.28		2.14		3.10		85.51		509.40		21.40		47.04		73.33		2.91		757.25		1.10		8.56	
4/17/2012	6.49	13.03		4.56		2.14		3.21		80.04		491.54		21.42		51.87		69.67		3.92		726.70		1.10		9.82	
Monthly Avg:	6.21	14.32		4.42		2.14		3.16		82.77		500.47		21.41		49.46		71.50		3.42		741.98		1.10		9.19	
Monthly Total in lbs.	299220		4.29		1.32		0.64		0.94		24.77		149.75		6.41		14.80		21.39		1.02		222.01		0.33		2.75
5/8/2012	6.02	10.40		4.69		2.14		3.21		84.71		444.45		21.41		50.82		66.50		4.06		689.15		1.00		8.56	
5/22/2012	6.94	11.34		4.93		2.13		3.19		89.91		504.16		21.25		48.25		76.50		5.10		733.29		1.00		8.50	
Monthly Avg:	6.48	10.87		4.81		2.14		3.20		87.31		474.31		21.33		49.54		71.50		4.58		711.22		1.00		8.53	
Monthly Total in lbs.	348840		3.79		1.68		0.74		1.12		30.46		165.46		7.44		17.28		24.94		1.60		248.10		0.35		2.98
6/5/2012	7.08	12.16		4.97		2.08		3.20		87.71		532.43		20.80		47.40		84.92		2.79		784.92		0.93		8.32	
6/19/2012	8.09	13.13		4.88		2.08		3.11		79.77		530.26		20.76		47.09		91.58		3.80		795.60		0.78		8.00	
Monthly Avg:	7.59	12.65		4.93		2.08		3.16		83.74		531.35		20.78		47.24		88.25		3.30		790.26		0.86		8.16	
Monthly Total in lbs.	336240		4.25		1.66		0.70		1.06		28.16		178.66		6.99		15.89		29.67		1.11		265.72		0.29		2.74
7/11/2012	7.34	13.17		5.40		2.03		3.00		75.33		616.67		20.35		62.07		92.80		5.40		859.35		1.10		5.96	
7/24/2012	7.38	15.20		5.88		1.86		3.40		75.69		694.20		18.60		63.43		100.20		4.05		899.30		1.40		0.36	
Monthly Avg:	7.36	14.19		5.64		1.95		3.20		75.51		655.44		19.48		62.75		96.50		4.72		879.33		1.25		3.16	
Monthly Total in lbs.	350980		4.98		1.98		0.68		1.12		26.50		230.05		6.84		22.02		33.87		1.66		308.63		0.44		1.11
8/7/2012	7.41	15.34		4.04		1.96		3.35		80.33		717.84		19.63		66.72		107.68		4.24		946.39		0.87		1.45	
8/21/2012	6.75	18.25		5.00		2.00		4.81		106.13		849.60		20.08		89.86		132.55		5.77		1146.93		0.88		3.01	
Monthly Avg:	7.08	16.80		4.52		1.98		4.08		93.23		783.72		19.86		78.29		120.11		5.00		1046.66		0.88		2.23	
Monthly Total in lbs.	351460		5.90		1.59		0.70		1.43		32.77		275.45		6.98		27.52		42.22		1.76		367.86		0.31		0.78
9/11/2012	7.34	14.29		4.33		1.95		3.13		91.74		758.45		19.57		107.20		107.62		4.79		955.50		1.10		2.04	
9/25/2012	6.15	15.55		4.11		1.94		3.34		96.08		881.61		19.41		124.97		113.10		4.66		976.18		1.20		1.50	
Monthly Avg:	6.75	14.92		4.22		1.95		3.24		93.91		820.03		19.49		116.09		110.36		4.72		965.84		1.15		1.77	
Monthly Total in lbs.	354600		5.29		1.50		0.69		1.15		33.30		290.78		6.91		41.16		39.13		1.67		342.49		0.41		0.63
10/2/2012	7.46	13.04		6.06		1.94		2.98		85.63		801.03		19.47		105.67		100.40		2.73		895.68		1.80		2.84	
10/16/2012	6.76	12.78		6.13		1.92		2.92		105.32		743.97		19.20		87.63		97.31		2.24		910.89		0.77		10.33	
Monthly Avg:	7.11	12.91		6.10		1.93		2.95		95.48		772.50		19.34		96.65		98.85		2.48		903.29		1.29		6.59	
Monthly Total in lbs.	369320		4.77		2.25		0.71		1.09		35.26		285.30		7.14		35.70		36.51		0.92		333.60		0.47		2.43
11/6/2012	6.66	13.20		4.66		1.95		2.97		113.29		702.19		19.51		73.48		100.08		3.67		890.52		1.20		3.43	
11/20/2012	7.39	11.15		5.35		1.99		2.98		90.84		576.12		19.92		58.29		93.11		4.07		769.56		0.97		3.80	
Monthly Avg:	7.02	12.18		5.00		1.97		2.97		102.07		639.16		19.72		65.88		96.60		3.87		830.04		1.09		3.62	
Monthly Total in lbs.	368080		4.48		1.84		0.73		1.09		37.57		235.26		7.26		24.25		35.55		1.42		305.52		0.40		1.33
12/4/2012	7.44	11.36		5.75		1.97		3.10		98.17		595.17		19.79		57.38		88.55		2.01		826.55		1.10		5.56	
12/18/2012	6.24	10.72		5.75		2.00		3.92		109.00		587.99		20.08		60.79		84.98		3.59		828.36		1.00		6.58	
Monthly Avg:	6.84	11.04		5.75		1.99		3.51		103.59		591.58		19.94		59.08		86.77		2.80		827.45		1.05		6.07	
Monthly Total in lbs.	355180		3.92		2.04		0.71		1.25		36.79		210.12		7.08		20.99		30.82		0.99		293.89		0.37		2.16
YEARLY TOTAL LBS	4121400		56.84		18.21		8.42		13.53		370.56		2502.21		84.26		269.19		370.68		15.98		3388.75		4.31		24.93

SEPTAGE DATA

BUCKLIN POINT

Septage Monitoring Data - 2012

Results in ppb dry weight

Sample NO.	DATE	Cd	Cd MDL	Cr	Cr MDL	Cu	Cu MDL	Pb	Pb MDL	Ni	Ni MDL	Ag	Ag MDL	Zn	Zn MDL
1201-0001	1/3/2012	19.8	15	210	75	10120	20	596	75	158	50	88	40	13690	60
1201-0002	1/4/2012	34.7	15	421	75	17830	20	610	75	329	50	40	40	21540	60
1201-0003	1/5/2012	38.8	15	246	75	11140	20	746	75	172	50	40	40	14230	60
1201-0008	1/11/2012	26.5	15	408	75	10860	20	815	75	924	50	56	40	19550	60
1201-0009	1/10/2012	17.7	15	206	75	10530	20	388	75	346	50	40	40	16600	60
1201-0010	1/9/2012	17.4	15	262	75	14720	20	559	75	398	50	40	40	7906	60
1201-0013	1/18/2012	32.2	15	402	75	16780	20	395	75	187	50	88	40	22750	60
1201-0014	1/19/2012	32.5	15	353	75	16500	20	475	75	235	50	48	40	24050	60
1201-0015	1/20/2012	15	15	75	75	1223	20	75	75	63	50	40	40	2245	60
1201-0019	1/24/2012	15	15	75	75	664.4	20	75	75	50	50	40	40	1849	60
1201-0020	1/25/2012	15	15	75	75	1115	20	75	75	50	50	40	40	2359	60
1201-0021	1/26/2012	15	15	75	75	1266	20	75	75	82	50	40	40	1950	60
1202-0001	1/30/2012	43	15	840	75	17320	20	1636	75	1312	50	97	40	28370	60
1202-0002	1/31/2012	69.1	15	1524	75	28940	20	2186	75	2362	50	219	40	44130	60
1202-0004	2/3/2012	15	15	75	75	241.3	20	75	75	50	50	40	40	215	60
1202-0007	2/7/2012	35.8	15	363	75	17670	20	1172	75	301	50	41	40	20060	60
1202-0008	2/8/2012	43.9	15	379	75	12870	20	2089	75	310	50	50	40	27130	60
1202-0009	2/9/2012	48.6	15	393	75	10060	20	1003	75	320	50	40	40	27820	60
1202-0014	2/16/2012	68.5	15	338	75	6169	20	494	75	153	50	40	40	9036	60
1202-0015	2/15/2012	15	15	105	75	6035	20	277	75	167	50	40	40	7810	60
1202-0016	2/14/2012	40.1	15	198	75	18200	20	829	75	234	50	40	40	14680	60
1202-0020	2/21/2012	16	15	157	75	2574	20	1479	75	132	50	40	40	7352	60
1202-0021	2/22/2012	15	15	125	75	5282	20	326	75	97	50	40	40	7331	60
1202-0022	2/23/2012	15	15	99	75	6300	20	158	75	95	50	40	40	8361	60
1203-0001	2/27/2012	15	15	75	75	1552	20	75	75	51	50	40	40	1948	60
1203-0002	2/28/2012	15	15	75	75	3213	20	114	75	51	50	40	40	4644	60
1203-0003	2/29/2012	15	15	75	75	1968	20	75	75	50	50	40	40	1706	60
1203-0009	3/7/2012	15	15	75	75	1432	20	80	75	50	50	40	40	1991	60
1203-0010	3/8/2012	15	15	75	75	619.3	20	75	75	50	50	40	40	1366	60
1203-0011	3/9/2012	15	15	88	75	18580	20	368	75	234	50	40	40	9023	60
1203-0015	3/14/2012	15	15	75	75	747.2	20	75	75	50	50	40	40	2665	60
1203-0016	3/15/2012	15	15	96	75	4329	20	145	75	100	50	40	40	7010	60
1203-0017	3/16/2012	24.4	15	275	75	8196	20	498	75	226	50	40	40	16570	60
1203-0019	3/21/2012	67.8	15	1128	75	64400	20	2444	75	602	50	148	40	36300	60
1203-0020	3/22/2012	15	15	143	75	8079	20	242	75	90	50	40	40	7338	60

All values that were at or below the detection limit were reported at the detection limit

Septage Monitoring Data - 2012

Results in ppb dry weight

Sample NO.	DATE	Cd	Cd MDL	Cr	Cr MDL	Cu	Cu MDL	Pb	Pb MDL	Ni	Ni MDL	Ag	Ag MDL	Zn	Zn MDL
1203-0021	3/23/2012	15	15	98	75	3672	20	179	75	77	50	397	40	4812	60
1203-0027	3/28/2012	27.1	15	362	75	32840	20	686	75	294	50	117	40	23290	60
1203-0028	3/29/2012	18.3	15	190	75	18800	20	1210	75	141	50	40	40	14110	60
1203-0029	3/30/2012	15	15	131	75	14200	20	654	75	158	50	40	40	15370	60
1204-0003	4/4/2012	15	15	102	75	7575	20	446	75	146	50	40	40	8089	60
1204-0004	4/5/2012	15	15	163	75	2755	20	139	75	116	50	103	40	11360	60
1204-0005	4/6/2012	15	15	75	75	903.2	20	138	75	50	50	83	40	1783	60
1204-0009	4/11/2012	15	15	75	75	651.3	20	91	75	50	50	40	40	1351	60
1204-0010	4/12/2012	15	15	75	75	2696	20	105	75	54	50	40	40	3408	60
1204-0011	4/13/2012	15	15	125	75	3403	20	257	75	151	50	40	40	7559	60
1204-0015	4/18/2012	15	15	136	75	23700	20	270	75	327	50	40	40	6393	60
1204-0016	4/19/2012	18.6	15	470	75	30400	20	625	75	564	50	40	40	14400	60
1204-0017	4/20/2012	15	15	198	75	9980	20	262	75	187	50	40	40	4456	60
1204-0020	4/25/2012	20.3	15	182	75	16440	20	969	75	296	50	40	40	15040	60
1204-0021	4/26/2012	55.3	15	557	75	53590	20	1743	75	499	50	69	40	33880	60
1204-0022	4/27/2012	15	15	125	75	9538	20	338	75	151	50	40	40	8132	60
1205-0003	5/2/2012	51.9	15	452	75	22280	20	1486	75	357	50	100	40	28880	60
1205-0004	5/3/2012	25	15	278	75	9155	20	431	75	239	50	40	40	16780	60
1205-0005	5/4/2012	18.3	15	168	75	13900	20	415	75	268	50	40	40	15800	60
1205-0009	5/9/2012	45.3	15	576	75	20590	20	768	75	1627	50	49	40	31560	60
1205-0010	5/10/2012	22.4	15	204	75	16980	20	580	75	379	50	40	40	17700	60
1205-0011	5/11/2012	15	15	93	75	3076	20	155	75	106	50	40	40	5625	60
1205-0014	5/15/2012	66	15	690	75	51050	20	4301	75	1719	50	178	40	62200	60
1205-0016	5/17/2012	15	15	75	75	2915	20	133	75	50	50	40	40	3955	60
1205-0018	5/19/2012	15	15	75	75	1702	20	75	75	142	50	40	40	2420	60
1205-0019	5/21/2012	47.8	15	291	75	45960	20	1393	75	4583	50	62	40	99680	60
1205-0020	5/22/2012	43.1	15	323	75	28640	20	1168	75	2889	50	92	40	57800	60
1205-0021	5/23/2012	15	15	75	75	942.4	20	112	75	127	50	40	40	5179	60
1205-0028	5/31/2012	56.6	15	484	75	40690	20	1564	75	4583	50	64	40	112000	60
1205-0029	6/1/2012	15	15	75	75	4203	20	146	75	93	50	40	40	4320	60
1205-0030	6/2/2012	15	15	75	75	2290	20	258	75	124	50	40	40	5257	60
1205-0034	6/7/2012	15	15	157	75	9196	20	528	75	307	50	40	40	12900	60
1205-0035	6/8/2012	23	15	169	75	14880	20	465	75	300	50	40	40	20160	60
1205-0036	6/9/2012	24.1	15	216	75	18920	20	590	75	427	50	40	40	28730	60
1205-0040	6/14/2012	24.2	15	234	75	8379	20	417	75	238	50	40	40	15080	60

All values that were at or below the detection limit were reported at the detection limit

Septage Monitoring Data - 2012

Results in ppb dry weight

Sample NO.	DATE	Cd	Cd MDL	Cr	Cr MDL	Cu	Cu MDL	Pb	Pb MDL	Ni	Ni MDL	Ag	Ag MDL	Zn	Zn MDL
1205-0041	6/15/2012	32.4	15	231	75	15250	20	600	75	277	50	40	40	21020	60
1205-0042	6/16/2012	37.1	15	501	75	11670	20	498	75	422	50	40	40	27690	60
1206-0004	6/25/2012	29.9	15	255	75	23960	20	907	75	969	50	40	40	37320	60
1206-0005	6/26/2012	90.5	15	842	75	82360	20	5486	75	700	50	224	40	44200	60
1206-0006	6/27/2012	24.1	15	174	75	15290	20	597	75	700	50	40	40	26280	60
1206-0007	6/21/2012	45.2	15	562	75	31060	20	667	75	1850	50	40	40	47090	60
1206-0008	6/22/2012	15	15	75	75	1119	20	75	75	73	50	40	40	2132	60
1206-0009	6/23/2012	22.6	15	185	75	15600	20	555	75	625	50	40	40	30040	60
BA00123	7/5/2012	15	15	75	75	2187	20	105.8	75	118.2	50	40	40	6771	60
BA00122	7/6/2012	23.12	15	151.2	75	9362	20	392.9	75	327.2	50	59.25	40	10190	60
BA00121	7/7/2012	29.83	15	166.6	75	14620	20	742.9	75	501.1	50	113.8	40	980	60
BA01521	7/12/2012	49.85	15	549.6	75	38600	20	1491	75	386.3	50	71.55	40	33000	60
BA01522	7/13/2012	15	15	75	75	2674	20	118.6	75	78.1	50	40	40	4013	60
BA01523	7/14/2012	15	15	75	75	1549	20	100.7	75	50	50	40	40	4144	60
BA01864	7/19/2012	23.9	15	236.1	75	9723	20	2130	75	304.1	50	40	40	14750	60
BA01865	7/20/2012	32.83	15	247.9	75	15090	20	1129	75	318	50	46.9	40	19170	60
BA01866	7/21/2012	70.28	15	631.6	75	37750	20	2000	75	615.3	50	152.8	40	45430	60
BA01524	7/26/2012	36.11	15	329.3	75	17050	20	1047	75	381.1	50	107.5	40	25070	60
BA01525	7/27/2012	48.66	15	628.8	75	40610	20	2146	75	517.4	50	143.8	40	45980	60
BA01526	7/28/2012	49.5	15	594.1	75	36310	20	3937	75	789.2	50	66.83	40	41800	60
BA03632	8/1/2012	50.55	15	892.8	75	21860	20	1405	75	734.2	50	109.9	40	43550	60
BA03633	8/2/2012	40.98	15	540.4	75	23040	20	1823	75	421.6	50	45.86	40	30010	60
BA03634	8/3/2012	15	15	75	75	999.6	20	75	75	131.8	50	40	40	2427	60
BA04150	8/9/2012	38.98	15	298.7	75	15110	20	1016	75	292.2	50	51.09	40	23410	60
BA04151	8/10/2012	23.57	15	209.6	75	16780	20	707.2	75	170.7	50	40	40	14520	60
BA04152	8/11/2012	35.22	15	333.1	75	28800	20	1222	75	1768	50	49.02	40	37780	60
BA04962	8/16/2012	15	15	75	75	1495	20	75	75	65.35	50	40	40	3270	60
BA04963	8/17/2012	23.87	15	240.8	75	13800	20	718.2	75	446.5	50	40	40	15740	60
BA04964	8/18/2012	15	15	75	75	2275	20	139.2	75	137.9	50	40	40	5140	60
BA05247	8/23/2012	15	15	154.4	75	6040	20	436.1	75	238.2	50	40	40	15750	60
BA05246	8/24/2012	15	15	75	75	484.3	20	75	75	50	50	40	40	1456	60
BA05245	8/25/2012	15	15	75	75	850.9	20	75	75	56.55	50	40	40	2316	60
BA05988	8/30/2012	36.22	15	293.5	75	14320	20	621.8	75	313.3	50	40	40	24900	60
BA05989	8/31/2012	31.58	15	249.3	75	16350	20	526.5	75	217.5	50	40	40	14170	60
BA05990	9/1/2012	24.9	15	260.3	75	9072	20	549.6	75	320.9	50	40	40	19900	60

All values that were at or below the detection limit were reported at the detection limit

Septage Monitoring Data - 2012

Results in ppb dry weight

Sample NO.	DATE	Cd	Cd MDL	Cr	Cr MDL	Cu	Cu MDL	Pb	Pb MDL	Ni	Ni MDL	Ag	Ag MDL	Zn	Zn MDL
BA06741	9/6/2012	47.35	15	656.6	75	24210	20	4876	75	584.4	50	64.03	40	37570	60
BA06740	9/7/2012	22.13	15	220	75	8164	20	506.5	75	185	50	40	40	15800	60
BA06739	9/8/2012	15	15	90.19	75	2690	20	130.9	75	79.36	50	40	40	5950	60
BA07218	9/12/2012	33.67	15	366.2	75	21820	20	994.8	75	359.2	50	49.63	40	22970	60
BA07219	9/13/2012	15	15	75	75	1050	20	110.5	75	61.81	50	40	40	3911	60
BA07221	9/15/2012	15	15	75	75	1636	20	75	75	64.13	50	40	40	3465	60
BA08118	9/17/2012	15	15	75	75	1047	20	83.08	75	85.34	50	40	40	2358	60
BA08119	9/18/2012	19.68	15	298.3	75	9772	20	961.7	75	425.9	50	40	40	20580	60
BA08120	9/19/2012	15	15	75	75	2236	20	75	75	50	50	40	40	2788	60
BA08660	9/27/2012	15	15	75	75	4931	20	126.8	75	65.86	50	40	40	2832	60
BA08661	9/28/2012	30.34	15	298.4	75	19720	20	730.6	75	209	50	44.21	40	33090	60
BA08662	9/29/2012	15	15	110.5	75	10140	20	312.6	75	75.68	50	40	40	6977	60
BA09468	10/4/2012	15	15	75	75	4555	20	83.49	75	56	50	60.87	40	4807	60
BA09469	10/5/2012	15	15	75	75	918.7	20	79.08	75	50	50	40	40	2628	60
BA09470	10/6/2012	15	15	178.6	75	5229	20	497.3	75	322.8	50	40	40	11950	60
BA09975	10/9/2012	24.73	15	241.7	75	9436	20	886	75	204.3	50	40	40	16270	60
BA09976	10/10/2012	25.45	15	286.2	75	7667	20	593.1	75	247.6	50	111.8	40	19560	60
BA09977	10/11/2012	35.07	15	561.6	75	17130	20	954.5	75	525	50	41.71	40	23680	60
BA10342	10/18/2012	24.04	15	289.5	75	17330	20	634.8	75	280.3	50	40	40	17440	60
BA10341	10/19/2012	27.96	15	293.7	75	12950	20	608.4	75	223.7	50	48.98	40	18040	60
BA10340	10/20/2012	15.34	15	156.1	75	7569	20	340.2	75	308	50	40	40	12680	60
BA11351	10/25/2012	15	15	75	75	880.1	20	100.3	75	50	50	40	40	2587	60
BA11350	10/26/2012	15	15	75	75	650.6	20	75	75	50	50	40	40	2136	60
BA11349	10/27/2012	15	15	82.89	75	7102	20	272.4	75	166.7	50	40	40	8532	60
BA12024	10/29/2012	20.68	15	431.6	75	9057	20	440.2	75	317.5	50	41.78	40	25870	60
BA12023	10/30/2012	15	15	75	75	1776	20	75	75	50	50	40	40	4296	60
BA12022	10/31/2012	15.06	15	194.7	75	7806	20	239.3	75	129.1	50	40	40	20330	60
BA12710	11/8/2012	251.8	15	5406	75	14220	20	667.4	75	259.3	50	40	40	20140	60
BA12711	11/9/2012	38.93	15	453.9	75	13640	20	438.9	75	238.6	50	57.03	40	27720	60
BA12712	11/10/2012	15	15	170.9	75	11670	20	182.8	75	123.3	50	40	40	13390	60
BA13646	11/15/2012	65.89	15	733.1	75	37640	20	1657	75	711.2	50	412.4	40	29360	60
BA13647	11/16/2012	15	15	75	75	2014	20	81.35	75	50.68	50	40	40	3745	60
BA13648	11/17/2012	15	15	75	75	1039	20	75	75	83.63	50	40	40	1946	60
BA14249	11/19/2012	15	15	125.8	75	5729	20	357.9	75	148.5	50	40	40	9755	60
BA14251	11/20/2012	15	15	144.5	75	9102	20	444.2	75	140.5	50	40	40	14170	60

All values that were at or below the detection limit were reported at the detection limit

Septage Monitoring Data - 2012

Results in ppb dry weight

Sample NO.	DATE	Cd	Cd MDL	Cr	Cr MDL	Cu	Cu MDL	Pb	Pb MDL	Ni	Ni MDL	Ag	Ag MDL	Zn	Zn MDL
BA14250	11/21/2012	18.77	15	479.2	75	9234	20	486.6	75	318.2	50	40	40	13830	60
BA14465	11/29/2012	35.96	15	198.4	75	17030	20	528.2	75	199	50	40	40	20070	60
BA14466	11/30/2012	24.51	15	261.6	75	15220	20	706.2	75	237.6	50	40	40	17450	60
BA14467	12/1/2012	22.39	15	219.3	75	12140	20	502.8	75	199.8	50	40	40	11930	60
BA15192	12/6/2012	15	15	118.6	75	3658	20	75	75	118.5	50	40	40	4671	60
BA15193	12/7/2012	15	15	75	75	2831	20	75	75	59.29	50	40	40	3558	60
BA15194	12/8/2012	52.74	15	635.7	75	28550	20	1039	75	382.1	50	74.22	40	26510	60
BA15792	12/10/2012	15	15	75	75	478.5	20	75	75	50	50	40	40	649.9	60
BA15793	12/11/2012	15	15	75	75	341.7	20	75	75	50	50	40	40	509.7	60
BA15794	12/12/2012	15	15	140.1	75	8226	20	264.8	75	226.5	50	40	40	8128	60
BA16472	12/20/2012	15	15	140	75	18180	20	968.2	75	446.1	50	40	40	14480	60
BA16471	12/21/2012	39.64	15	390.5	75	15270	20	951.9	75	291.4	50	53.57	40	24300	60
BA16470	12/22/2012	20.46	15	342.4	75	31650	20	626.3	75	432.2	50	40	40	26560	60
BA16890	12/26/2012	15	15	75	75	18810	20	248.8	75	346.1	50	40	40	7159	60
BA16889	12/27/2012	15	15	75	75	8890	20	130	75	255	50	40	40	3581	60
BA16888	41271	29.8	15	330.2	75	14500	20	536.5	75	262	50	40	40	15200	60

All values that were at or below the detection limit were reported at the detection limit

Metals Loading to Bucklin Point from Septage (lbs/yr)

Year	Cadmium	Chromium	Copper	Lead	Nickel	Silver	Zinc	Total Metals	MGY
1996	4.5	77.6	946.0	167.0	33.9	19.6	1414	2663	14.76
1997	3.9	33.2	806.0	113.0	27.4	10.3	1060	2054	14.22
1998	4.5	29.2	830.0	93.0	31.0	5.7	1016	2009	17.53
1999	3.4	26.5	623.0	61.0	20.0	4.1	849	1587	21.50
2000	2.8	21.8	591.0	53.0	26.7	4.1	873	1572	23.34
2001	1.5	20.7	436.0	42.3	22.4	4.2	633	1160	17.39
2002	0.95	8.2	322.6	30.4	22.8	33.1	473	892	17.04
2003	0.89	3.8	196.4	15.9	7.1	4.2	299	527	13.03
2004	0.90	5.0	256.3	15.9	8.9	3.3	321	612	9.10
2005	0.93	7.9	349.9	25.5	11.3	1.9	458	855	8.96
2006	1.35	8.8	416.0	24.2	13.2	3.3	495	961	9.36
2007	1.5	11.5	532.3	28.2	14.8	4.2	605	1197	8.53
2008	2.8	10.5	440.3	19.8	9.5	5.3	508	996	9.30
2009	1.5	12.1	435.4	23.0	11.6	4.2	554	1042	9.08
2010	1.4	12.5	505.1	30.7	15.5	3.3	640	1208	8.02
2011	1.6	21.1	558.4	35.8	16.8	5.1	745	1384	7.07
2012	1.6	17.7	775.6	39.0	22.5	3.4	989	1848	7.08

RIVER MONITORING DATA

River Fecal Results 2012
(MPN/100ML)

Date	Woonasquatucket River						West River			Providence River	Seekonk River
	S-9-Manton Ave.	S-8A - Footbridge Olneyville	S-8C-Delaine St.	S-7B-Pleasant Valley Pkwy.	S-7A-Kinsley St.	S-7C-Eagle Street*	S-10-Douglas Ave. Bridge	*S-10-B Veazie St. Bridge	S-11-West River St. Bridge	S-12- Crawford St. Bridge	SR-5A Pitman Street
1/3/2012	90	90	40	70	<30	30					90
1/4/2012					40	<30	90	<30	90	90	
1/9/2012	<30	40	40	<30	150	89				90	40
1/10/2012					40	<30	90	40	230	40	
1/17/2012	90	40	90	40	40	96				90	230
1/18/2012					230	40	230	<30	230	230	
1/23/2012	40	40	30	150	140	<30				90	<30
1/24/2012					230	230	230	430	430	430	
1/30/2012	90	<30	90	<30	<30	35				40	90
1/31/2012					<30	40	40	90	90	90	
2/6/2012	40	90	90	<30	70	52				90	40
2/7/2012					150	40	40	230	230	40	
2/13/2012	<30	40	70	40	<30	<30				90	<30
2/14/2012					40	<30	<30	<30	90	90	
2/20/2012	40	150	<30	<30	40	60				<30	<30
2/21/2012					90	90	40	40	40	40	
2/27/2012	<30	<30	<30	<30	230	40				230	430
2/29/2012							90		40		
3/5/2012	<30	<30	30	<30	<30	35		<30	230	230	90
3/6/2012					90	230	<30			90	
3/12/2012	<30	40	<30	<30	40	<30		<30	40	930	40
3/13/2012					40	70	<30			750	
3/16/2012										390	
3/19/2012	70	150	230	40	<30	60				90	40
3/20/2012					40	40	70	40	230	150	
3/26/2012	<30	40	<30	40	40	52				230	40
3/27/2012					<30	<30	90	90	90	90	
4/2/2012	40	<30	<30	40	390	<30				230	40
4/3/2012					40	40	<30	90	40	90	
4/5/2012								<30	40		
4/9/2012	<30	<30	930	<30	430	6,541				230	90
4/10/2012					230	110,000	230	90	90	430	
4/12/2013	<30	90	24,000	230	150	1,463					
4/16/2012	<30	40	430	90	90	230				230	40
4/17/2012		90	430	90	430	430	40	230	230	230	
4/23/2012	4,300	4,300	4,300	4,300	46,000	7,430				9,300	930
4/24/2012		930	930	230	930	430	4,300	430	930	430	
4/30/2012	230	230	90	90	230	220				430	30
5/1/2012					230	9,300	430	930	930	430	
5/7/2012	40	70	230	90	430	144				230	40
5/8/2012					930	430	430	930	2,300	1,500	
5/14/2012	230	90	90	40	90	230				90	40
5/15/2012					4,300	90	230	430	4,300	750	

River Fecal Results 2012
(MPN/100ML)

Date	Woonasquatucket River						West River			Providence River	Seekonk River
	S-9- Manton Ave.	S-8A - Footbridge Olneyville	S-8C- Delaine St.	S-7B- Pleasant Valley Pkwy.	S-7A- Kinsley St.	S-7C-Eagle Street*	S-10- Douglas Ave. Bridge	*S-10-B Veazie St. Bridge	S-11-West River St. Bridge	S-12- Crawford St. Bridge	SR-5A Pitman Street
5/21/2012	90	150	430	230	230	314				750	90
5/22/2012					2,300	7,500	24,000	2,300	24,000	15,000	
5/24/2012	230	2,200	430								
5/29/2012	930	430	430	430	230	314				2,300	40
5/30/2012					430	750	430	2,300	2,300	930	
6/4/2012	230	430	430	1,500	4,300	568				2,300	230
6/5/2012					1,500	430	150	430	4,300	930	
6/11/2012	930	90	930	430	930	462				430	230
6/12/2012					430	930	230	230	4,300	2,300	
6/18/2012	230	90	430	930	430	314				930	230
6/19/2012					930	430	930	230	430	430	
6/25/2012	930	930	930	2,300	4,300	1,463					
6/26/2012					4,300	2,300	2,300	2,300	9,300	9,300	
7/2/2012	2,300	1,500	3,900	24,000	9,300	4,300				24,000	4,300
7/9/2012		4,300	430		930	930				430	
7/10/2012	40			430	430	4,300	110,000	9,300	930	2,300	230
7/12/2012	430	2,300	430			230	4,153	930			
7/16/2012	430	430	930	2,300	4,300	930				930	<30
7/17/2012					46,000	46,000	24,000	21,000	110,000	46,000	
7/23/2012	2,300	4,300	2,300	930	930	1,463				930	40
7/24/2012					>240,000	110,000	9,300	24,000	110,000	110,000	
7/30/2012	230	930	2,300	4,300	4,300	4,300				2,300	930
7/31/2012					2,300	930	4,300	4,300	4,300	4,300	
8/6/2012	930	430	930	4,300	4,300	994				4,300	40
8/7/2012					4,300	2,300	4,300	230	4,300	4,300	
8/14/2012	230	230	430	2,300	2,300	462				2,300	90
8/15/2012					110,000	110,000	46,000	46,000	>240,000	110,000	
8/20/2012	930	930	430	430	2,300	314				2,300	430
8/21/2012					110,000	430	9,300	2,300	4,300	46,000	
8/23/2012	430	430	230	4,625	24,000	930				2,300	
8/27/2012	430	<30	230	>24,0000	>240,000	146				110,000	430

River Fecal Results 2012
(MPN/100ML)

Date	Woonasquatucket River						West River			Providence River	Seekonk River
	S-9-Manton Ave.	S-8A - Footbridge Olneyville	S-8C-Delaine St.	S-7B-Pleasant Valley Pkwy.	S-7A-Kinsley St.	S-7C-Eagle Street*	S-10-Douglas Ave. Bridge	*S-10-B Veazie St. Bridge	S-11-West River St. Bridge	S-12- Crawford St. Bridge	SR-5A Pitman Street
8/28/2012					>240,000	46,000	110,000	430	>24,0000	>24,0000	
8/29/2012				24,000	24,000	4,300					
8/30/2012				6,400	2,300	750					
9/4/2012	4,300	930	110	930	46,000	2,000				2,300	<30
9/5/2012					46,000	46,000	9,300	24,000	110,000	110,000	
9/10/2012	230	210	430	4,300	4,300	632				9,300	930
9/11/2012										1,500	
9/17/2012	430	230	930	430	230	314				230	<30
9/18/2012					930	430	9,300	4,300	2,300	930	
9/24/2012	90	430	230	930	4,300	1,463				1,500	90
9/25/2012					430	930	430	230	930	430	
10/1/2012	230	430	930	1,500	4,300	568				930	230
10/2/2012					2,300	930	430	150	230	930	
10/9/2012	90	40	150	430	430	116				430	90
10/10/2012					930	15,000	230	150	930	430	
10/15/2012	430	430	230	230	4,300	632				2,100	150
10/16/2012					2,300	930	430	70	4,300	430	
10/22/2012	430	230	90	230	430	430				930	430
10/23/2012					230	930	70	750	4,300	430	
10/30/2012					930	4,300				4,300	
10/31/2012	2,300			1,500			1,500	930	4,300	2,300	
11/5/2012										430	
11/7/2012	90			40	230	40	230	90	430	90	
11/13/2012	40	9,300	9,300	9,300	4,300	632				1,500	40
11/14/2012					230	430	150	90	1,500	43	
11/19/2012	<30	40	40	<30	90	60				430	40
11/20/2012					40	<30	40	40	230	430	
11/26/2012	<30	90	40	90	90	60				90	40
11/27/2012					90	40	<30	40	40	<30	
12/3/2012	<30	90	<30	90	90	35				930	40
12/4/2012					40	40	9,300	230	2,300	230	
12/6/2012							40		210		
12/10/2012	230	40	430	930	1,500	1,463				1,500	
12/11/2012					430	430	430	230	430	3,900	
12/17/2012	430	430	430	430	930	230				430	<30
12/18/2012					110,000	46,000	2,300	2,300	46,000	24,000	
12/24/2012	930	230	930	90	430	314				230	230
12/26/2012					230	40	40	<30	90	230	
12/31/2012	90	150	150	230	230	186				2,300	230

River Fecal Data 2012
(MPN/100 ML)

Date	Moshassuck River							Blackstone River		Pawtuxet River
	S-1- Higginson Ave. Bridge	S-4D- St. Francis Cemetery	S-4B- End of Moshassuck St.	S-5- Footbridge Mill St.	S-4- Cemetery St. Bridge	S-5A- Stevens St. Bridge	S-6- Park Row Bridge	S-2- Whipple Bridge	S-3- Slater Mill Dam	Pawtuxet River @ Broad Street
1/3/2012				114				90	40	52
1/4/2012	90	400	1,061	314	90	230	40			
1/9/2012				314				30	40	35
1/10/2012	<30	230	96	60	40	90	230			
1/17/2012				314				<30	90	40
1/18/2012	40	230	930	90	90	40	90			
1/23/2012				430				70	90	83
1/24/2012	<30	90	314	930	230	430	430			
1/30/2012				144				230	230	40
1/31/2012	90	430	230	144	930	<30	90			
2/6/2012				90				40	40	35
2/7/2012	430	90	96	314	40	230	430			
2/13/2012				373				40	90	52
2/14/2012	430	230	35	96	230	90	40			
2/20/2012				40				40	40	30
2/21/2012	40	<30	30	144	40	90	230			
2/27/2012				90				40	40	35
2/28/2012	<30		140	90						
3/5/2012				96				<30	90	90
3/6/2012	90	40	52	930	230	750	230			
3/12/2012				930				<30	<30	30
3/13/2012	<30	<30	144	144	<30	40	150			
3/16/2012				140		430	230			
3/19/2012				632				<30	40	35
3/20/2012	230	<30	35	144	150	430	230			
3/26/2012				197				30	<30	35
3/27/2012	90	<30	60	314	<30	90	150			
4/2/2012				254				230	40	30
4/3/2012	90	90	300	116	40	230	90			
4/9/2012				314				<30	<30	83
4/10/2012	230	40	96	1,360	40	90	430			
4/16/2012				90				<30	90	30
4/17/2012	90	230	52	197	90	40	90			
4/23/2012				6,324				930	2,300	1,463
4/24/2012	2,300	2,300	727	727	930	2,300	930			
4/30/2012				430				40	30	53
5/1/2012	40	930	314	1,775	930	930	430			

River Fecal Data 2012
(MPN/100 ML)

Date	Moshassuck River							Blackstone River		Pawtuxet River
	S-1- Higginson Ave. Bridge	S-4D- St. Francis Cemetery	S-4B- End of Moshassuck St.	S-5- Footbridge Mill St.	S-4- Cemetery St. Bridge	S-5A- Stevens St. Bridge	S-6- Park Row Bridge	S-2- Whipple Bridge	S-3- Slater Mill Dam	Pawtuxet River @ Broad Street
5/7/2012				6,324				40	40	46
5/8/2012	40	430	159	3,005	230	2,300	4,300			
5/14/2012				415				90	90	46
5/15/2012	<30	230	144	314	930	230	150			
5/21/2012				462				40	90	150
5/22/2012	930	2,300	162,481	9,300	2,300	2,300	46,000			
5/29/2012				1,463				<30	40	214
5/30/2012	230	2,300	90	1,857	230	430	2,300			
6/4/2012				2,000				430	230	430
6/5/2012	430		9,300	632	9,300	930	930			
6/11/2012				930				40	90	230
6/12/2012	90	930	2,540	1,463	930	430	1,500			
6/18/2012				430				230	90	52
6/19/2012	90		314	314	430	430	930			
6/25/2012									230	
6/26/2012	2,300	4,300	3,005	6,324	4,300	6,400	4,300			
7/2/2012				14,940					230	835
7/9/2012				1,463				430	90	230
7/10/2012	430	930	1,463	994	930	930	2,300			
7/12/2012							430			
7/16/2012				803				230	90	144
7/17/2012	230	4,300	24,000	46,000	9,300	110,000	>240,000		2,100	
7/23/2012				930	9,300			930		462
7/24/2012	430	4,300	24,000	>240,000		110,000	>240,000		930	
7/30/2012				14,940	4,300			2,300		462
7/31/2012	430	2,300	4,300	2,300		4,300	930		230	

River Fecal Data 2012
(MPN/100 ML)

Date	Moshassuck River							Blackstone River		Pawtuxet River
	S-1- Higginson Ave. Bridge	S-4D- St. Francis Cemetery	S-4B- End of Moshassuck St.	S-5- Footbridge Mill St.	S-4- Cemetery St. Bridge	S-5A- Stevens St. Bridge	S-6- Park Row Bridge	S-2- Whipple Bridge	S-3- Slater Mill Dam	Pawtuxet River @ Broad Street
8/6/2012				33,226	930			<30		230
8/7/2012	430	930	2,300	930		2,300	930		2,300	
8/14/2012				2,000				230		144
8/15/2012	>240,000	>240,000	75,895	46,000	46,000	>240000	110,000		230	
8/20/2012				3,145				90		289
8/21/2012	430	2,300	2,300	4,625	930	2,300	430		90	
8/27/2012				2,000				<30		30
8/28/2012	430	46,000	33,226	>240,000	24,000	>240,000	>240,000		40	
9/4/2012				20,683				230		90
9/5/2012	24,000	9,300	46,000	71,134	110,000	110,000	15,000		930	
9/10/2012				2,000				430		145
9/11/2012	390								40	
9/17/2012				632				90		89
9/18/2012	90	430	1,463	314	2,300	430	4,300		430	
9/24/2012				1,463				930		116
9/25/2012	430	210	632	930	430	4,300	930		430	
10/1/2012				3,145				230		144
10/2/2012	230	1,500	1,500	4,300	4,300	230	930		430	
10/9/2012				314				40		35
10/10/2012	230	430	430	6,324	4,300	430	230		<30	
10/15/2012				2,540				40		60
10/16/2012	230	430	930	1,181	430	430	2,300		230	
10/22/2012				4,300				90		60
10/23/2012	40	90	462	994	430	1,500	2,300			
10/30/2012	430	4,300	1,463	4,625	2,300	9,300	2,300		930	254
10/31/2012									390	
11/5/2012										40
11/7/2012	230	210	230	462	150	430	230		70	
11/13/2012				33,226				90		35
11/14/2012	90	70	90	430	930	750	2,400		40	
11/19/2012				2,300				40		35
11/20/2012	40	150	144	994	230	430	930		90	
11/26/2012				2,000				140		40
11/27/2012	40	40	144	314	430	40	430		40	
12/3/2012				2,000				<30		116
12/4/2012	<30	40	230	430	90	430	430			
12/6/2012				430					150	

River Fecal Data 2012
(MPN/100 ML)

	Moshassuck River							Blackstone River	Pawtuxet River	
Date	S-1- Higginson Ave. Bridge	S-4D- St. Francis Cemetery	S-4B- End of Moshassuck St.	S-5- Footbridge Mill St.	S-4- Cemetery St. Bridge	S-5A- Stevens St. Bridge	S-6- Park Row Bridge	S-2- Whipple Bridge	S-3- Slater Mill Dam	Pawtuxet River @ Broad Street
12/10/2012				6,324	230			430		144
12/11/2012	90	150	430	994		930	430		70	
12/17/2012				2,300				40		150
12/18/2012	230	2,300	11,811	18,974	9,300	15,000	46,000		430	
12/24/2012				254				90		186
12/26/2012	40	40	144	430	150	230	230		90	
12/31/2012				186				230		35