

PRETREATMENT PROGRAM

ANNUAL REPORT

JANUARY 1, 2013 - DECEMBER 31, 2013



ATTACHMENT VOLUME II

NBC WASTEWATER TREATMENT
FACILITY, SEWERAGE DISTRICT AND
USER SPECIFIC DATA

ATTACHMENT VOLUME II

NARRAGANSETT BAY COMMISSION

***WASTEWATER TREATMENT
FACILITY, SEWERAGE DISTRICT AND
USER SPECIFIC DATA***

**LISTING OF ATTACHMENT SECTIONS
ATTACHMENT VOLUME II**

**NBC WASTEWATER TREATMENT FACILITY,
SEWERAGE DISTRICT AND
USER SPECIFIC DATA**

<u>SECTION #</u>	<u>TITLE</u>
1	Industrial and Commercial users
2	Permit Issuance / Reissuance Activities
3	User Inspection History
4	Emergency or Special Investigations
5	Compliance Monitoring Results for Significant Industrial Users
6	Compliance Monitoring Results for Non-Significant Users
7	Surveillance Manhole Monitoring Data and Legend
8	Summary of Notice of Violation Letters Issued
9	User Late Reports and Requirements
10	POTW, Septage, and River Monitoring Data

ATTACHMENT VOLUME II

SECTION 1

***INDUSTRIAL AND COMMERCIAL
USERS***

***INDUSTRIAL AND COMMERCIAL
USERS***

FIELD'S POINT

Field's Point
List of Permitted Users - 2013

Company Name	Facility Address	Category	Significant
1302 Marketplace	1302 Atwood Avenue Johnston RI 02919	82	No
141 Westminster Corporation	141 Westminster Street Providence RI 02903	85	No
144 Benefit Street Associates	144 Benefit Street Providence RI 02903-1208	86	No
1484 Company LLC	1484 Mineral Spring Avenue North Providence RI 02904	85	No
1871 Mineral Spring Corporation	1871 Mineral Spring Avenue North Providence RI 02904	85	No
244 Wickenden, Inc.	244 Wickenden Street Providence RI 02903	85	No
334 South Water Inc.	334 South Water Street Providence RI 02903	85	No
383 Corp.	440 Smithfield Avenue Providence RI 02904	85	No
383 Corporation - First Floor	100 Twin River Road, 1st Floor Lincoln RI 02865	85	No
383 Corporation - Second Floor	100 Twin River Road, 2nd Floor Lincoln RI 02865	85	No
383 Corporation - Third Floor	100 Twin River Road, 3rd Floor Lincoln RI 02865	85	No
69 Empire Corporation	69 Empire Street Providence RI 02903	85	No
73 Washington Corp.	81 Washington Street Providence, RI RI 02903	85	No
78 Dorrance Corporation	78 Dorrance Street Providence RI 02903	85	No
7-Eleven (Charles Street)	549 Charles Street Providence RI 02904	85	No
7-Eleven (Johnston)	1601 Hartford Avenue Johnston RI 02919	85	No
7-Eleven Inc. (Atwells)	548 Atwells Avenue Providence RI 02909	85	No
7-Eleven Inc. (Broad Street)	270 Broad Street Providence RI 02903	85	No
7-Eleven, Inc.	775 Cranston Street Providence RI 02907	85	No
800 Allens Restaurant LLC	800 Allens Avenue Providence RI 02905	85	No
A & F Foods, LLC	224 Thayer Street Providence RI 02906	85	No
A & F Plating Company	45 River Avenue Providence RI 02908	11	Yes
A & H Manufacturing Company	One Carding Lane Johnston RI 02919	24	No
A Duie Pyle, Inc.	4 Green Earth Avenue Johnston RI 02919	37	No
A Perfect Print	195 Dupont Drive Providence RI 02907	24	No
A Stone Greenlawn, LLC	300 Morgan Avenue Johnston RI 02919	42	No
A. Harrison & Company, Inc.	35 Hurdis Street North Providence RI 02904	22	Yes
A.A. Mariani Funeral/Carriage	200 Hawkins Street Providence RI 02904	96	No
AAA - Warehouse & Fleet Operations	160 Royal Little Drive Providence RI 02904	37	No
Abyssinia Restaurant, LLC	333 Wickenden Street Providence RI 02903	85	No
Achievement First	370 Hartford Avenue Providence RI 02909	86	No
ACME Tackle Company	69 Bucklin Street Providence RI 02907	21	No
Ada's Creations, Inc.	1137 Broad Street Providence RI 02905	85	No
Addies Laundromat	431 Atwells Ave Providence RI 02903	92	No
Admiral Donuts, Inc.	50 Admiral Street Providence RI 02908	85	No
Admiral Packaging	10 Admiral Street Providence RI 02908-3203	42	No
Admiral Suds Laundry	361 Admiral Street Providence RI 02908	92	No

Field's Point
List of Permitted Users - 2013

Company Name	Facility Address	Category	Significant
Advanced Catering	269B Greenville Avenue Johnston RI 02919	85	No
Advanced Dental Care	433 Lloyd Avenue Providence RI 02906	94	No
Aesthetic Dental Center of RI	2148 Mineral Spring Avenue North Providence RI 02911	94	No
AG&G Incorporated	21 Mill Street Johnston RI 02919	11	Yes
Aipso	302 Central Avenue Johnston RI 02919	86	No
Aiwa, Inc.	295 Atwells Avenue Providence RI 02903	85	No
Al & Pete	2086 Mineral Spring Avenue North Providence RI 02911	85	No
Al Forno	577 South Main Street Providence RI 02903	85	No
Alan Shawn Feinstein College	80 Washington Street Providence RI 02903-1803	95	No
Alberto K. Corporation	230-232 Atwells Avenue Providence RI 02903	85	No
Alderwoods RI, Inc.	971 Branch Avenue Providence RI 02904	96	No
Al-Jac Produce	33 Hemlock Street Providence RI 02908	81	No
Alloy Holdings, LLC	160 Niantic Avenue Providence RI 02907	43	Yes
Alpine Auto Body, Inc.	416 West Fountain Street Providence RI 02903	97	No
Aluminum & Copper Recycling, Inc.	68 Salem Street Providence RI 02907	42	No
Alviti Link-All, Inc.	165 Dyerville Avenue Johnston RI 02919	42	No
Amenities Deli	155 Westminster Street Providence RI 02903	85	No
Amerada Hess	1215 North Main Street Providence RI 02904	85	No
Amerada Hess (Smithfield Avenue)	440 Smithfield Avenue Providence RI 02904	85	No
Amerada Hess Corporation	442 Manton Avenue Providence RI 02909	85	No
Americana Expo Center, LLC	740 Plainfield Street Providence RI 02909	85	No
Amos House	496-500 Broad Street Providence RI 02907	85	No
Andino's Restaurant	171 Atwells Avenue Providence RI 02903	85	No
Andrade Cranston Donuts	552 Cranston Street Providence RI 02907	85	No
Andrea's Restaurant	268 Thayer Street Providence RI 02906	85	No
Andrea's Restaurant	1551 Westminster Street Providence RI 02909	85	No
Angell Street Dental Associate	425 Angell Street Providence RI 02906	94	No
Anjon Inc.	659 Killingly Street Johnston RI 02919	85	No
Annex Plating	One Warren Avenue North Providence RI 02911	41	No
Antojitos Quetzal, Inc.	447 Hartford Avenue Providence RI 02909	85	No
Antonelli Poultry	62 DePasquale Avenue Providence RI 02903	81	No
Antonio's Pizza - Thayer Street LLC	256-258 Thayer Street Providence RI 02906	85	No
Apac Tool, Inc.	49 Hurdis Street North Providence RI 02904	46	No
Apex Plating Company, Inc.	91 Hartford Avenue Providence RI 02909	41	No
Apsara Asian Restaurant	716 Public Street Providence RI 02907	85	No
Apsara Palace	783 Hope Street Providence RI 02906	85	No
ARA-Rhode Island Dialysis	9 Plenty Street Providence RI 02907	95	No

**Field's Point
List of Permitted Users - 2013**

Company Name	Facility Address	Category	Significant
Arbor Hill Assisted Living	153 Dean Street Providence RI 02903	86	No
Archangel Michael Inc.	1417 Atwood Avenue Johnston RI 02919	85	No
Arden Jewelry Mfg, Co.	10 Industrial Lane Johnston RI 02919	42	No
AREE, LLC	18 South Angell Street Providence RI 02906	85	No
Aristocrat Dental Laboratory	868 Charles Street North Providence RI 02904	99	No
Armando and Sons # 2 Inc.	891-895 Elmwood Avenue Providence RI 02907	82	No
Armbrust International, Ltd.	735 Allens Avenue Providence RI 02905-5412	11	Yes
Armstrong/Gladding. American Post. #69	2 Salem Street Providence RI 02907	85	No
Aro-Sac, Inc.	1 Warren Avenue North Providence RI 02911	42	No
Aruba Steve's	79 Dorrance Street Providence RI 02903	85	No
AS220	111 Empire Street Providence RI 02903	99	No
AS220 - Print Shop	131 Washington Street Providence RI 02903	24	No
Asian Palace, LLC	1184 North Main Street Providence RI 02904	85	No
Asian Star Market, Inc.	678 Elmwood Avenue Providence RI 02907	81	No
Aspen Dental	1384 Atwood Avenue Johnston RI 02919	94	No
Atamian Manufacturing Corp.	910 Plainfield Street Providence RI 02909	21	No
Atlantic Gladstone	110 Elm Street Providence RI 02903	53	No
Atwells Realty Corporation	One Franklin Square Providence RI 02905	85	No
Atwood Car Wash	1512 Atwood Avenue Johnston RI 02919	97	No
Atwood Laundromat	1215 Atwood Avenue Johnston RI 02919	92	No
Au Bon Pain - Women & Infants' Hospital	101 Dudley Street Providence RI 02905	85	No
Au Bon Pain Company, Inc.	100 Westminster Street, Fleet Center Providence RI 02903	85	No
Aurora Civic Association	289 Broadway Providence RI 02903	85	No
Austin Metal Finishing Inc.	56 Sprague Street Providence RI 02907	11	Yes
Avalon Bay - Center Place	50 Park Row West Providence RI 02903	89	No
Avenue Grille	2223 Mineral Spring Avenue North Providence RI 02911	85	No
Aznet LLC	856-858 Admiral Street Providence RI 02904	92	No
B. Deltoro & Sons, Inc.	393 Harris Avenue Providence RI 02908	81	No
B. Maceroni & Sons, Inc.	1381 Smith Street North Providence RI 02911	96	No
B.J. Clanton Complex	674 Prairie Avenue Providence RI 02903	86	No
Bacaro Restaurant	262 South Water Street Providence RI 02903	85	No
Baffoni's Poultry Farm	320 Greenville Avenue Johnston RI 02919	81	No
Bagel Express	1846 Smith Street North Providence RI 02911	81	No
Bailey School	65 Gordon Avenue Providence RI 02905	86	No
Baja's	273A Thayer Street Providence RI 02906	85	No
Ballard Mack Sales and Service of RI	280 Scituate Avenue Johnston RI 02919	37	No
Bang Bar Inc.	370 Richmond Street Providence RI 02903	85	No

**Field's Point
List of Permitted Users - 2013**

Company Name	Facility Address	Category	Significant
Bank of America - Dupont Drive	125 Dupont Drive Providence RI 02907	86	No
Bank of America City Center	2 Kennedy Plaza Providence RI 02903	89	No
Bannister House Inc.	135 Dodge Street Providence RI 02907	86	No
Barbara Mancini Cavicchio DDS	1492 Mineral Spring Avenue North Providence RI 02904	94	No
Barbara's Catering	1282 Chalkstone Avenue Providence RI 02908	85	No
Barletta Heavy Division, Inc.	33 Acorn Street, Box 6, Unit 202 Providence RI 02903	40	Yes
Basha Restaurant & Bar, Inc.	284 Thayer Street Providence RI 02906	85	No
Bay Foods, Inc.	1303 North Main Street Providence RI 02904	85	No
Bayal Restaurant Inc.	50 Ann Mary Street Pawtucket RI 02860	85	No
Bayside Endoscopy Center, LLC.	33 Staniford Street, First Floor Providence RI 02905	95	No
BBRG TR Operating, LLC	148 Providence Place Providence RI 02903	85	No
Being Sisyphus, Inc.	11 Olneyville Square Providence RI 02909	85	No
Bell Funeral Home, Inc.	571 Broad Street Providence RI 02907	96	No
Bella Jewelry	225 Dupont Drive Providence RI 02907	42	No
Ben & Jerry's	Providence Place Mall Providence RI 02903	85	No
Beneficent House, Inc.	One Chestnut Street Providence RI 02903	86	No
Berkshire Place Ltd.	455 Douglas Avenue Providence RI 02908	86	No
Best Eastern Chinese Restaurant	1820 Mineral Spring Avenue North Providence RI 02904	85	No
Best Taste Chinese Restaurant	1001 Mineral Spring Avenue North Providence RI 02904	85	No
Bethany Home of Rhode Island	111 South Angell Street Providence RI 02906	86	No
Better Burger Company	215-217 Thayer Street Providence RI 02906	85	No
Betty's Restaurant	1075 Charles Street North Providence RI 02904	85	No
Big Ricks Subs and Wieners	1219 Atwood Avenue Johnston RI 02919	85	No
Bj's Wholesale Club	200 Stonehill Road Johnston RI 02919	82	No
BL Restaurant Operations, LLC	One Union Station Providence RI 02903	85	No
Blake's Tavern	122 Washington Street Providence RI 02903	85	No
Blaze East Side	776 Hope Street Providence RI 02906	85	No
Blossom Laundry Inc.	65 Manton Avenue Providence RI 02909	92	No
Blount Clam Shack & Soup Bar	371 Richmond Street Providence RI 02903-4739	85	No
Blue Cross-Blue Shield	500 Exchange Street Providence RI 02903	86	No
Blue Elephant Restaurant, Inc.	303 South Main Street Providence RI 02903	85	No
Blue Grotto Restaurant	210 Atwells Avenue Providence RI 02903	85	No
Bob & Timmy's Grilled Pizza	32 Spruce Street Providence RI 02903	85	No
Bob's Riccotti's Sandwich Shop	1465 Atwood Avenue Johnston RI 02919	85	No
Bombay Club	145 Dean Street Providence RI 02903	85	No
Bonanza Acquisition, LLC	One Bonanza Way Providence RI 02904	37	No
Bonollo Provisions Co., Inc.	55 Clarkson Street Providence RI 02908	81	No

**Field's Point
List of Permitted Users - 2013**

Company Name	Facility Address	Category	Significant
Borrelli's Bakery	805 Charles Street Providence RI 02904	81	No
Borrelli's Bakery - Mineral Spring	2242 Mineral Spring Avenue North Providence RI 02911	85	No
Boston Market - Providence	633 North Main Street Providence RI 02904	85	No
Bravo Brasserie	123 Empire Street Providence RI 02903	85	No
Bread Unlimited, LLC	11 Newark Street, #1 Providence RI 02908	81	No
Brewed Awakenings LLC	1577 Atwood Ave Johnston RI 02919	85	No
Bright Funeral Home	290 Public Street Providence RI 02905	96	No
Brittany Motors	159 Greenville Avenue Johnston RI 02919	97	No
Broadway Bistro	205 Broadway Providence RI 02903	85	No
Broadway Laundry, Inc.	135 Broadway Providence RI 02903	92	No
Brother's Famous Pizza	950 Broad Street Providence RI 02905	85	No
Brown University	235 Hope Street Providence RI 02912	89	No
Brown University - Barbour Hall	100 Charlesfield Street Providence RI 02906	86	No
Brown University - Barus-Holley	170-180 Hope Street Providence RI 02906	95	No
Brown University - Blue Room	75 Waterman Avenue Providence, RI 02906	85	No
Brown University - Carr House	70 Brown Street Providence RI 02912	86	No
Brown University - Central Heat Plant	235 Lloyd Avenue Providence RI 02906	52	No
Brown University - Diman & Wayland	31 Brown Street Providence RI 02906	86	No
Brown University - Facilities Management	295 Lloyd Avenue Providence RI 02906	97	No
Brown University - Faculty Club	One Magee Street Providence RI 02912	85	No
Brown University - Geochem	152 George Street Providence RI 02906	95	No
Brown University - Graduate Center	42 Charlesfield Street Providence RI 02906	86	No
Brown University - Josiah's	101 Thayer Street Providence RI 02912	86	No
Brown University - Keeney Quad	11 Benevolent Street Providence RI 02912	86	No
Brown University - List Art	56 College Street Providence RI 02912	93	No
Brown University - Meehan Auditorium	235 Hope Street Providence RI 02912	89	No
Brown University - Metcalf hall	98 Cushing Street Providence RI 02906	86	No
Brown University - Miller Hall	118 Cushing Street Providence RI 02906	86	No
Brown University - New Pembroke Hall	302 Thayer Street Providence RI 02906	86	No
Brown University - Rhode Island Hall	60 George Street Providence RI 02912	86	No
Brown University - Sears House	31 Brown Street Providence RI 02906	86	No
Brown University - Sharpe Refectory	144 Thayer Street Providence, RI 02912	85	No
Brown University - Sidney Frank Hall	171 Meeting Street Providence RI 02912	95	No
Brown University - Strip Mall	252 Brook Street Providence RI 02906	84	No
Brown University - The Gate	194 Meeting Street Providence RI 02912	85	No
Brown University - Verney Woolley	204 Meeting Street Providence, RI 02912	86	No
Brown University - W. Duncan Macmillan	167 Thayer Street Providence RI 02906	95	No

**Field's Point
List of Permitted Users - 2013**

Company Name	Facility Address	Category	Significant
Brown University - Wriston Quad	31 Brown Street Providence RI 02906	86	No
Brown University- Harkness House	31 Brown Street Providence RI 02906	86	No
Brown University-Andrews Hall	211 Bowen Street Providence RI 02903	86	No
Brown University-Creative Arts Center	152 Angell Street Providence RI 02912	86	No
Brown University-Hope College	21 Prospect Street Providence RI 02912	86	No
Brown University-Horace Mann	47-49 George Street Providence RI 02912	86	No
Brown University-Hunter Lab	89 Waterman Street Providence RI 02912-9079	86	No
Brown University-Lyman Hall	77 Waterman Street Providence RI 02912	86	No
Brown University-Manning Building	1-21 Prospect Street Providence RI 02912	86	No
Brown University-Medical Education Bldg.	222 Richmond Street Providence RI 02905	95	No
Brown University-Remediation Project	70 Ship Street Providence RI 02912	40	No
Bubble Tea House	849 Westminster Providence RI 02903	85	No
Burger King - # 1989	458 Smithfield Avenue Providence RI 02904	85	No
Burger King - # 2421	280 Broad Street Providence RI 02907	85	No
Burger King - #3406	45 Pleasant Valley Parkway Providence RI 02908	85	No
Burger King - Hartford Avenue	1375 Hartford Avenue Johnston, RI 02919	85	No
Burger King #10759	1382 Mineral Spring Avenue North Providence RI 02904	85	No
Butler Hospital	345 Blackstone Boulevard Providence RI 02906	90	No
Cafe Choklad	2 Thomas Street Providence RI 02903	85	No
Cafe Nuovo	One Citizen Plaza Providence RI 02903	85	No
Cafeteria Restaurant La Sonrisa	320 Broad Street Providence RI 02907	85	No
Caffe' Dolce Vita	59 DePasquale Plaza Providence RI 02903	85	No
Cajun Luau	Providence Place Mall Providence RI 02903	85	No
Calf Donuts Inc.	1245 North Main Street Providence RI 02904	85	No
Cal's Corner Restaurant	1538 Smith Street North Providence RI 02911	85	No
Capital Grille	1 Union Station Providence RI 02903	85	No
Capitol Ridge at Providence - Harbor	800 Smith Street Providence RI 02908	86	No
Capitol Ridge at Providence - Lodge	700 Smith Street Providence RI 02908	86	No
Capriccio's Restaurant	2 Pine Street Providence RI 02903	85	No
Carcieri's Market	567 Charles Street Providence RI 02904	81	No
Caress Dental Inc.	909 North Main Street Providence RI 02904	94	No
Caribe Super Market	615 Charles Street Providence RI 02904	85	No
Carl G. Lauro School	99 Kenyon Street Providence RI 02903	86	No
Carolina Restaurant	864 Broad Street Providence RI 02907	85	No
Carrie's Restaurant, Inc.	1035 Douglas Avenue Providence RI 02904	85	No
Carrie's Seafood Express	1942 Smith Street North Providence RI 02911	85	No
Caserta Pizzeria	121 Spruce Street Providence RI 02903-1524	85	No

**Field's Point
List of Permitted Users - 2013**

Company Name	Facility Address	Category	Significant
Cassarino's Restaurant	177 Atwells Avenue Providence RI 02903	85	No
Catanzaro's Pizzeria	1385 Mineral Spring Ave North providence RI 02904	85	No
Cathedral Art Metal Co., Inc.	25 Manton Avenue Providence RI 02909	24	No
Celebrity Cleaners	335 Manton Avenue Providence RI 02909	92	No
Central High School	797 Westminster Street Providence RI 02903-4045	86	No
Centredale Donuts	2033 Smith Street North Providence RI 02911	85	No
Certified Disaster Restoration	15 Clarkson Street Providence RI 02908	99	No
CGHE Dental, LLC	1196 Smith Street Providence RI 02908	94	No
Chalk Donuts Inc.	1082 Chalkstone Avenue Providence RI 02909	85	No
Chalkstone Auto Body, Inc.	224 Chalkstone Avenue Providence RI 02908	97	No
Champagne & Light DMDs	189 Waterman Street Providence RI 02906	94	No
Charles Fortes/Lima Sr. Annex	65 Greenwich Avenue Providence RI 02907	86	No
Charles Street Coffee Company, LLC	813 Charles Street Providence RI 02904	85	No
Charlesgate Nursing Center	100 Randall Street Providence RI 02904	86	No
Charley PR Inc.	1 Providence Place, Space 5115 Providence RI 02903	85	No
Chef Ho's	243 Atwells Avenue Providence RI 02903	85	No
Chelo's	505 Silver Spring Street Providence RI 02904	85	No
Cheng's Kitchen	1526 Smith Street North Providence RI 02911	85	No
Cherry Hill Grille	223 B Greenville Avenue Johnston RI 02919	85	No
Cherry Hill Manor	2 Cherry Hill Road Johnston RI 02919	86	No
China Garden Chinese Restaurant	1011 Chalkstone Avenue Providence RI 02908	85	No
China Jade Restaurant	1511 Atwood Avenue Johnston RI 02919	85	No
Chinese Iron Wok	83 Benevolent Street Providence RI 02906	85	No
Chipotle Mexican Grill of Colorado, LLC	235 Thayer Street Providence RI 02906	85	No
Choi's Restaurant	420 Cranston Street Providence RI 02907	85	No
Chow Fun, Inc.	121 North Main Street Providence RI 02903	85	No
Christian Brothers LLC	11 West Park Street Providence RI 02908	86	No
Christiansen Dairy Co. Inc.	1729 Smith Street North Providence RI 02911	84	No
Christina D. Dicomes DMD	1557 Hartford Avenue Johnston RI 02919	94	No
Ciao Italia Bakery, Inc.	269 Greenville Avenue Johnston RI 02919	81	No
Ciara Restaurant and Lounge, Inc.	678 Killingly Street Johnston RI 02919	85	No
Cibao Supermarket	228 Manton Avenue Providence RI 02903	82	No
Cilantro Mexican Grill	127 Weybosset Street Providence RI 02903	85	No
Cilantro Restaurant Partners, LLC	1650 Mineral Spring Avenue North Providence RI 02904	85	No
Circe	50 Weybossett Street Providence RI 02903	85	No
Cisco's Pizza	361 Reservoir Avenue Providence RI 02907	85	No
City of Providence	444 Westminster Street Providence RI 02903	86	No

**Field's Point
List of Permitted Users - 2013**

Company Name	Facility Address	Category	Significant
Cityline Dental	400 Reservoir Avenue Providence RI 02907	94	No
Clean Machine Coin Laundromat	105 Manton Avenue Providence RI 02909	92	No
Club Fantasies	28 Sims Avenue Providence RI 02909-1023	85	No
Coca Cola Enterprises, Inc.	95 Pleasant Valley Parkway Providence RI 02908	37	No
Coffee King, Inc.	66 Fountain Street Providence RI 02903	85	No
Coffee Plus Snack Bar V.F.#68	80 Washington Street Providence, RI 02903	85	No
Coin-Op - Providence	280 - 282 Smith Street Providence RI 02908	92	No
Colbea LLC (North Main)	1075 North Main Street Providence RI 02904	97	No
Coletta's Collision Center	283 Allens Avenue Providence RI 02905	97	No
Comfort Dental	1482 Broad Street Providence RI 02905	94	No
Community College of RI	1762 Louisquisset Pike Lincoln RI 02865-4585	86	No
Community College of RI - Providence	One Hilton Street Providence RI 02905	86	No
Compare Foods	863 Broad Street Providence RI 02907	82	No
Contech Medical, Inc.	99 Hartford Avenue Providence RI 02909	43	No
Contract Specialties, Inc.	234 Hartford Avenue Providence RI 02909	11	Yes
Cook & Brown Public House, Ltd.	959 Hope Street Providence RI 02906	85	No
Cookie Lady & Co.	560 Killingly Street Johnston RI 02919	85	No
Cool-Lick's Lemonade and Ice Cream	1808 Smith Street North Providence RI 02911	85	No
Cooperative Care Center	2 Dudley Street Providence RI 02905-3236	90	No
Corner Pocket Billiards & Grille	1428 Hartford Avenue Johnston RI 02919	85	No
Courtesy Cleaners, Inc.	13 Industrial Lane Johnston RI 02919	92	No
Courtyard by Marriott	32 Exchange Terrace Providence RI 02903	86	No
Cox Communications, Inc. - FP Vault	9 James P Murphy Highway West Warwick RI 02893	27	No
Craig Van Dongen, DDS	372 Ives Street Providence RI 02906	94	No
Crisloid, LLC	55 Porter Street Providence RI 02905	21	No
Crumbs Bake Shop	1 Providence Place, Space 7510 Providence RI 02903	85	No
D & D Chrome Plating	355 Dexter Street Providence RI 02907	41	No
D&D Coffee, Inc.	1800 Smith Street North Providence RI 02911	85	No
D. Palmieri Bakery	624 Killingly Street Johnston RI 02919	89	No
Dairy Queen/Orange Julius	Providence Place Mall Providence RI 02903	85	No
Dama Jewelry Technologies	25 Oakdale Avenue Johnston RI 02919	26	No
D'Ambra Auto Sales	169 Elmwood Avenue Providence RI 02907	97	No
D'Angelo Sandwich Shop - Atwood	1450 Atwood Avenue Johnston RI 02919	85	No
D'Angelo Sandwich Shop (Academy)	248 Academy Avenue Providence RI 02908	85	No
Darlington Memory Lane Inc.	1073 Mineral Spring Avenue North Providence RI 02904	86	No
Darlington Memory Lane, Inc.	1081-R Mineral Spring Avenue North Providence RI 02904-4101	86	No
Dave & Buster's	40 Providence Place Providence RI 02903	85	No

**Field's Point
List of Permitted Users - 2013**

Company Name	Facility Address	Category	Significant
David I. Konicov, D.D.S.	189 Governor Street Providence RI 02906	94	No
Davies Technical School	50 Jenckes Hill Road Lincoln RI 02865	97	No
Dean Auto Collision Center	700 North Main Street Providence RI 02904	97	No
Delcupolo, Abramowitz & Associates	16 Bridge Street Providence RI 02903	94	No
Denise M. Shapiro, D.D.S., M.A.	40 Elmgrove Avenue Providence RI 02906	94	No
Dent Plus Dental Center	66 Kennedy Plaza Providence RI 02903	94	No
Dental Associates of RI	1414 Atwood Avenue - Suite 350 Johnston RI 02919	94	No
Department of Administration	50 Orms Street Providence RI 02904	52	No
Department of Administration	1 Capitol Hill Providence RI 02908	83	No
Designs International Inc.	1263 Hartford Avenue Johnston RI 02919	21	No
Detroit Collision Center	1189 Douglas Avenue North Providence RI 02904	97	No
Dexter Cleaners, Inc (Villella)	1669 Mineral Spring Avenue North Providence RI 02904	92	No
DiCecco Inc.	1463 Atwood Avenue Johnston RI 02919	85	No
DiFruscia Industries, Inc.	20-A Starr Street Johnston RI 02919	11	Yes
DiGregorio Inc.	303.14c OF-054 Providence RI 02908	40	Yes
DiGregorio, Inc	OF 37 North Contract 303.08C Providence RI 02908	40	No
Dinarijak, Inc.	1410 Mineral Spring Avenue North Providence RI 02904	85	No
Diocese of Providence - Office Building	One Cathedral Square Providence RI 02903	52	No
Doctor Suds	942 Mineral Spring Avenue North Providence RI 02904	97	No
Dolce Gelateria Inc.	266 Wickenden Street Providence RI 02903	85	No
Dominion Energy Manchester Street, Inc.	40 Point Street Providence RI 02903	27	Yes
Domino's Pizza (Broad Street)	526 Broad Street Providence RI 02907	85	No
Domino's Pizza (Chalkstone Avenue)	1010 Chalkstone Avenue Providence RI 02905	85	No
Don Jose Restaurant	351 Atwells Avenue Providence RI 02903	85	No
Dr. Larry Levin	276 Smith Street Providence RI 02908	94	No
Dr. Lee Whitney	261 Academy Avenue Providence RI 02908	94	No
Dragon Dynasty LLC	127 Mathewson Street Providence RI 02903	85	No
Drs. Mansolillo Dental	1347 Hartford Avenue Johnston RI 02919	94	No
Drs. Rubinstein & Ducoff, Inc.	362 Ives Street Providence RI 02906	94	No
Drs. Votolato and Paziienza	266 Wayland Avenue Providence RI 02906	94	No
Dunkin Donut - Branch Avenue	740 Branch Avenue Providence RI 02904	85	No
Dunkin Donut - Elmwood Avenue	860 Elmwood Avenue Providence RI 02907	85	No
Dunkin Donuts - Allens Avenue	818 Allens Avenue Providence RI 02905	85	No
Dunkin Donuts - Atwells Avenue	579 Atwells Avenue, Suite 101E Providence RI 02903	85	No
Dunkin Donuts - Atwood Avenue	1491 Atwood Avenue Johnston RI 02919	85	No
Dunkin Donuts - Broad Street	315 Broad Street Providence RI 02907	85	No
Dunkin Donuts - Gano Street	133 Gano Street Providence RI 02906	85	No

Field's Point
List of Permitted Users - 2013

Company Name	Facility Address	Category	Significant
Dunkin Donuts - Plainfield Street	672 Plainfield Street Providence RI 02903	85	No
Dunkin Donuts - Pleasant Valley	14 Pleasant Valley Parkway Providence RI 02908	85	No
Dunkin Donuts - Putnam Avenue	39 Putnam Pike Johnston RI 02919	85	No
Dunkin Donuts (Providence Place Mall)	Providence Place Mall Providence RI 02903	85	No
Dunkin Donuts Center	One LaSalle Square Providence RI 02903	86	No
Du-Pro-Lux Cleansers	597 Plainfield Street Providence RI 02909	92	No
D'Vine on the Hill	145 Spruce Street Providence RI 02903	85	No
Dyco Services	1481 Broad Street Providence RI 02905	85	No
E&M Enterprises, LTD	16 Sunnyside Avenue Johnston RI 02919	11	Yes
Eagle Laundry Inc.	411 Charles Street Providence RI 02904	25	Yes
Eagle Plating Company, Inc.	29 Aurora Street Providence RI 02908	11	Yes
East Coast Pizza	39E Greenville Avenue Johnston RI 02919	85	No
East Coast Screen Printing	22 Partridge Street Providence RI 02908	99	No
East Side Cottage, LLC	748 Hope Street Providence RI 02906	85	No
East Side Endodontics	130 Waterman Street Providence RI 02906	94	No
East Side Periodontics, Ltd.	324 Angell Street Providence RI 02906	94	No
East Side/Mount Hope YMCA	438 Hope Street Providence RI 02906-1640	89	No
Eastern Color & Chemical Co.	35 Livingston Street Providence RI 02904	22	Yes
Eastern Screw Company	71 Mill Street Johnston RI 02919	26	No
Eastside Marketplace	165 Pitman Street Providence RI 02906	82	No
Easy Entertaining, Inc.	166 Valley Street, Building 10 Providence RI 02909	85	No
Edesia, LLC.	88 Royal Little Drive Providence RI 02904	35	No
El Chapin II	271 Plainfield Street Providence RI 02909	85	No
El Mogote	1262 Broad Street Providence RI 02905	85	No
El Quiche Bakery	1076 Chalkstone Avenue Providence RI 02908	81	No
El Rancho Grande	311 Plainfield Street Providence RI 02909	85	No
Electrolizing, Inc.	20 Houghton Street Providence RI 02904	11	Yes
Ellie's Bakery	61 Washington Street Providence RI 02903	85	No
Elliot M. Robbins Funeral Home	2251 Mineral Spring Avenue North Providence RI 02911	96	No
Elmhurst Extended Care	50 Maude Street Providence RI 02908	90	No
Elmwood Avenue Church of God	297 Elmwood Avenue Providence RI 02907	85	No
Elmwood Community School	708 Elmwood Ave Providence RI 02907	86	No
Elmwood Health Center	225 Elmwood Avenue Providence RI 02906	86	No
Elmwood Ultra Clean Laundry	801 Elmwood Avenue Providence RI 02907	92	No
Emmily's Family Style Restaurant & Grill	1525 Smith Street North Providence RI 02911	85	No
Enterprise Rent-A-Car of R.I. (NP)	1935 Mineral Spring Avenue North Providence RI 02904	37	No
Epivax, Inc.	146 Clifford Street Providence RI 02903	95	No

Field's Point
List of Permitted Users - 2013

Company Name	Facility Address	Category	Significant
Epoch Assisted Living on the East Side	1 Butler Avenue Providence RI 02906	86	No
Epoch on Blackstone Boulevard, LLC	353 Blackstone Boulevard Providence RI 02906	86	No
Ethan Zamp & Co. Ltd.	125 North Main Street Providence RI 02903	85	No
Evans Plating Corporation (N.P.)	50 Waterman Avenue North Providence RI 02911	11	Yes
Excellent Pizza	255 Reservoir Ave. Providence RI 02907	85	No
F. Saia Restaurants, Inc. LLC	1200 Hartford Avenue Johnston RI 02919	85	No
Factory Mutual Insurance Co.	270 Central Avenue Johnston RI 02919	86	No
Fairfield Residential LLC	1 Thomas Olney Common Providence RI 02904	86	No
Fairfield Residential LLC	99 Roger Williams Green Providence RI 02904	86	No
Fairfield Residential, LLC	99 Roger Williams Green Providence RI 02904	86	No
Fairfield Residential, LLC	99 Roger Williams Green Providence RI 02904	86	No
Fairfield Residential, LLC	99 Roger Williams Green Providence RI 02904	86	No
Famiglia e Amici Inc.	762 Hope Street Providence RI 02906	85	No
Farmstead, Inc.	186 Wayland Avenue Providence RI 02906	85	No
Fat Belly's Pub	125 Canal Street Providence RI 02903	85	No
FC Biltmore Hotel Management	11 Dorrance Street Providence RI 02903	86	No
FedEx Ground Package System, Inc.	29 Green Earth Way Johnston RI 02919	37	No
Fed-Rick Veal Company	125 Sutton Street Providence RI 02903	81	No
Fellini Pizzeria	166 Wickenden Street Providence RI 02903	85	No
Ferguson Animal Enterprises Inc.	660 Woonasquatucket Avenue North Providence RI 02911	99	No
Ferguson Perforating Company	130 Ernest Street Providence RI 02905	42	No
FI Managment, LLC	929 North Main Street Providence RI 02904	92	No
Fidas Restaurant Inc.	270 Valley Street Providence RI 02909	85	No
Figidini Wood Fire Eatery, LLC	67 Washington Street Providence RI 02903	85	No
Finest Car Wash	38 Pleasant Valley Parkway Providence RI 02908	97	No
Firehouse No. 13, LLC	41 Central Street Providence RI 02907	86	No
First Casting, Inc.	64 Dyerville Avenue Johnston RI 02919	59	No
Flan y Ajo	225 A Westminster Street Providence RI 02903	85	No
Fleming's Steakhouse	1 West Exchange Street Providence RI 02903	85	No
Florentine Grill, Inc	1195 Douglas Avenue North Providence RI 02904	85	No
Fondue Providence, LLC	199 Providence Place Providence RI 02903	85	No
Food and Beverage Corp.	44 Custom House Street Providence RI 02903	85	No
Food For The Soul	149 Admiral Street Providence RI 02908	85	No
Foremost Baking Company	25 Eagle Square Providence RI 02908	81	No
Four Season's Restaurant	361 Reservoir Avenue Providence RI 02907	85	No
Freeway Car Wash	1880 Westminster Street Providence RI 02909	97	No
Friendly's	1883 Mineral Spring Avenue North Providence RI 02904	85	No

**Field's Point
List of Permitted Users - 2013**

Company Name	Facility Address	Category	Significant
Froyo World	219 Thayer Street Providence RI 02906	85	No
Fruitzzy	226 Atwells Avenue Providence RI 02903	85	No
Fuji Chen	Providence Place Mall Providence RI 02903	85	No
G. Tanury Plating Company	100 Railroad Avenue Johnston RI 02919	11	Yes
Galvanique (Johnston)	1340 Hartford Avenue Johnston RI 02919	41	No
Gano Holdings, LLC	220 India Street Providence RI 02903	86	No
Ga-Rel Manufacturing Company	564 Manton Avenue Providence RI 02909	44	No
GD Thayer LLC C/O Gilbane Development Co	257 Thayer Street Providence RI 02906	40	No
General Plating Company	475 Harris Avenue Providence RI 02909	11	Yes
Genesis Marketing Group - Warren Avenue	2 Warren Avenue North Providence RI 02911	42	No
Geneva Diner	1162 Douglas Avenue North Providence RI 02904	85	No
Geoff's Superlative Sandwiches - Benefit	163 Benefit Street Providence RI 02903	85	No
Gepetto's	57 DePasquale Avenue Providence RI 02903	85	No
Get The Funk Out Laundry & Dry Cleaning	1862 Mineral Spring Avenue North Providence RI 02904	92	No
GIFU Providence, Inc.	Providence Place Mall Providence RI 02903	85	No
Gilbane Building Company	7 Jackson Walkway Providence RI 02903	53	No
Golden City	39 Putnam Pike Johnston RI 02919	85	No
Gothic Pewter LLC	95 Hathaway Street, Suite 31 Providence RI 02907	43	No
Gourmet Heaven	173 Weybosset Street Providence RI 02903	82	No
Gourmet Heaven - Meeting	205 Meeting Street Providence RI 02906	82	No
Gourmet House Restaurant	787 Hope Street Providence RI 02906	85	No
Gracies	194 Washington Street Providence RI 02903	85	No
Greco Brothers Inc.	1 Greco Lane Providence RI 02909-2616	27	No
Grilled Cheese To Go LLC	Food Court 1 Providence Place Providence RI 02903	85	No
GTECH Center	10 Memorial Blvd Providence RI 02903	85	No
Guatemala Bakery	95 Manton Avenue Providence RI 02909	81	No
Guido Murphy, Inc.	1874 Mineral Spring Avenue North Providence RI 02904	85	No
H and A Kitchen	92 Carpenter Street Providence RI 02903	85	No
H&S Management, LLC	1401 Douglas Avenue North Providence RI 02904-4058	85	No
Harrison Casting	15 Joy Street Johnston RI 02919	51	No
Hartford Laundromat, Inc.	401 Hartford Avenue Providence RI 02909	92	No
Haruki East Ltd.	172 Wayland Avenue Providence RI 02906	85	No
Hasbro	15 LaSalle Square Providence RI 02903	86	No
Haven Brothers Diner	72 Spruce Street Providence RI 02903-1557	85	No
Herff Jones, Inc.	226 Public Street Providence RI 02905	11	Yes
Highlander Charter School	42 Lexington Avenue Providence RI 02907	86	No
Hillview Auto Body	105 Railroad Avenue Johnston RI 02919	97	No

**Field's Point
List of Permitted Users - 2013**

Company Name	Facility Address	Category	Significant
HNR, LLC	300 George Waterman Road Johnston RI 02919	85	No
Hodosh Dental Associates, Inc.	243 Elmwood Avenue Providence RI 02907	94	No
Hoey-Arpin-Williams-King Funeral Home	168 Academy Avenue Providence RI 02908	96	No
Hoffman Animal Hospital	1338 Broad Street Providence RI 02905	94	No
Home and Hospice Care of Rhode Island	1085 North Main Street Providence RI 02904	86	No
Homefries Restaurant	1417 Atwood Avenue Johnston RI 02919	85	No
Hometown Pizza and Subs	620 Killingly Street Johnston RI 02919	85	No
Honey Dew Donuts (Allens)	460 Allens Avenue Providence RI 02905	85	No
Honey Dew Donuts (North Main Street)	695 North Main Street Providence RI 02904	85	No
Hope Creamery	569 Branch Avenue Providence RI 02904	85	No
Hope Street KFC Inc.	805 North Main Street Providence RI 02904	85	No
Hope Street Pizza	772 Hope Street Providence RI 02906	85	No
Hopkins Manor Ltd	610 Smithfield Road North Providence RI 02904	86	No
Hot & Cold, LLC	895 Smith Street Providence RI 02908	85	No
Housing Authority of the City of Prov.	243 Smith Street Providence RI 02903	86	No
HSG, Inc.	121 South Main Street Providence RI 02903	85	No
Hudson Liquid Asphalts, Inc.	30 Shipyard Street Providence RI 02905	37	No
Hurd Auto Mall LLC	1705 Hartford Avenue Johnston RI 02919	97	No
I. Broomfield & Son, Inc.	14 LeHigh Street Providence RI 02905	41	No
Ice Lounge, Inc.	342 Atwells Avenue Providence RI 02903-1444	85	No
Ideal Plating & Polishing Co., Inc.	175 Public Street Providence RI 02903	11	Yes
Imperial Tile & Marble Works Inc.	1006 Charles Street North Providence RI 02904	99	No
India Restaurant	1060 Hope Street Providence RI 02906	85	No
Induplate LLC	1 Greystone Drive North Providence RI 02911	11	Yes
International Cafe and Club	1526 Old Louisquisset Pike Lincoln RI 02865	85	No
International Chromium Plating	2 Addison Place Providence RI 02909	11	Yes
International Etching, Inc.	7 Ninigret Avenue Providence RI 02907	11	Yes
International Insignia Corporation	1280 Eddy Street Providence RI 02905	11	Yes
Ira Green, Inc.	177 Georgia Avenue Providence RI 02905	11	Yes
Istanbul Gourmet Market, LLC	1706 Mineral Spring Avenue North Providence RI 02904	82	No
Item Holding LLC	55 Dupont Drive Providence RI 02907	49	No
Ivy Tavern	758 Hope Street Providence RI 02906	85	No
J & D Shoppes, Inc.	46 Putnam Pike Johnston, RI 02919	85	No
J & W - Athletics Practice Facility	60 Harborside Boulevard Cranston RI 02905	85	No
J & W - Center for Culinary Excellence	333 Shipyard Street Providence RI 02905	86	No
J & W - Imperial Hall	15 Hospital Street Providence RI 02903	86	No
J & W - Renaissance Hall	101 Cedar Street Providence RI 02903	86	No

**Field's Point
List of Permitted Users - 2013**

Company Name	Facility Address	Category	Significant
J & W - South Hall	1 Washington Ave Providence RI 02905	86	No
J & W - Wildcat Center	305 Shipyard Street Providence RI 02905	86	No
J & W - Xavier Mercy Hall	60 Broad Street Providence RI 02903	86	No
J & W Xavier Academics Center	261 Pine Street Providence RI 02903	86	No
J & W-Chestnuts	59 Chestnut Street Providence RI 02903	85	No
J & W-Culinary Museum Catering Kitchen	315 Harborside Boulevard Providence RI 02905	86	No
J & W-Harborside Academics	265 Harborside Blvd. Providence RI 02905	86	No
J & W-McNaulty Hall	200 Weybosset Street Providence RI 02903	86	No
J & W-Snowden Hall	32 Page Street Providence RI 02903	86	No
J & W-The University Club	30 Chestnut Street Providence RI 02903	85	No
J. Joy's Sugar Shack	1910 Smith Street North Providence RI 02911	81	No
J.D.J.C. LLC	245 Atwells Avenue Providence RI 02903	85	No
J.F. Skeffington Funeral Home	925 Chalkstone Avenue Providence RI 02908	96	No
J.H. Realty	134 Thurbers Avenue Providence RI 02905	53	No
J.M.V. Pizza & Subs	35 Smithfield Road North Providence RI 02904	85	No
J.T.O. AAMCO, Inc.	422 Silver Spring Street Providence RI 02904	42	No
Jacky's Galaxie	1 Commerce Way Johnston RI 02919	85	No
Jacky's Galaxie Restaurant	1449 Mineral Spring Avenue North Providence RI 02904	85	No
Jacky's Waterplace	Water Place Towers, 200 Exchange Street Providence RI 02903	85	No
Jacob Werba	655 Broad Street Providence RI 02907	94	No
Jade East, Inc.	9 Greenville Avenue Johnston RI 02919	85	No
Jains's Laundry, Inc.	39 Putnam Pike Johnston RI 02919	92	No
Jamel MEP, LLC	1100 Broad Street Providence RI 02905	85	No
JAMRA, Inc.	680 Admiral Street Providence RI 02908	85	No
Jan Co Central, Inc.	155 Thurbers Avenue Providence RI 02905	85	No
Jan Co. Central, Inc.	9 Putnam Pike Johnston RI 02919	85	No
Jaques, Ltd.	234 Thayer Street Providence RI 02906	85	No
JB Foley Printing Co., Inc	1469 Broad Street Providence RI 02905	93	No
JC Gorham	625 Harris Avenue Providence RI 02909	41	No
Jeanette's Bakery	348 Branch Avenue Providence RI 02904	81	No
JH Restaurant Providence LLC	36 Exchange Terrace Providence RI 02903	85	No
JLC Foods, Inc.	1920 Mineral Spring Avenue North Providence RI 02904	85	No
John Rocchio Corp.	Outfall 027 Sewer Separation Providence RI 02906	40	No
John Rocchio Corp. (303.07C South)	303.07C South Providence RI 02906	40	No
John T. A. Romano DDS	463 Broadway Providence RI 02909	94	No
Johnny Rockets	269 Thayer Street Providence RI 02906	85	No
John's Breakfast & Lunch	326 Cranston Street Providence RI 02907	85	No

Field's Point
List of Permitted Users - 2013

Company Name	Facility Address	Category	Significant
Johnston Donuts Inc.	1680 Hartford Avenue Johnston RI 02919	85	No
Johnston Family Dentistry	1136 Hartford Avenue Johnston RI 02919	94	No
Johnston Pizza House	705 Killingly Street Johnston, RI 02919	85	No
Johnston Senior Center	1291 Hartford Avenue Johnston RI 02919	86	No
Jon Roc Linc	100 Twin River Road Lincoln RI 02865	85	No
Jozon Enterprises, Inc.	739 Hartford Avenue Providence RI 02919-5418	85	No
JRB Associates Inc.	94 Silver Spring Street Providence RI 02904	11	Yes
JRB LLC	318 Broadway Providence RI 02909	85	No
Kami Cakes	39 Greenville Avenue, Unit D Johnston RI 02919	81	No
KB Surfaces	775 Hartford Avenue Johnston RI 02919	42	No
Kelly Laundromat	8R Bancroft Street Providence RI 02909	92	No
Kelly's Car Wash, Inc.	200 Charles Street Providence RI 02904	97	No
Ken Wok	1601 Mineral Spring Avenue North Providence RI 02904	85	No
Kentucky Fried Chicken (Broad Street)	420 Broad Street Providence RI 02907	85	No
Kentucky Fried Chicken (Johnston)	1477 Atwood Avenue Johnston RI 02919	85	No
Khan Food Services	242 Broad Street Providence RI 02903	85	No
Khoo Kitchen	633 Charles Street Providence RI 02904	85	No
Killingly Express Wash, LLC	504 Killingly Street Johnston RI 02919	97	No
Kirks Folly	236 Chapman Street Providence RI 02905	11	Yes
Kitchenbar Restaurant	771 Hope Street Providence RI 02906	85	No
KJB Industries Inc.	49 Peck Street Providence RI 02903	85	No
KMN, LLC	1025 Chalkstone Ave Providence RI 02908	85	No
Kon Asian Bistro	1386 Atwood Avenue Johnston RI 02919	85	No
KVRH Foods Inc.	51 Silver Spring Street Providence RI 02904	85	No
L.A. Baileys	1046 Charles Street North Providence RI 02904	85	No
L.M. Hovey, LLC	33 Fuller Street Providence RI 02907	46	No
La Gran Parada	937 Broad Street Providence RI 02905	85	No
La Lin Enterprises, Inc.	524-528 Cranston Street Providence RI 02907	92	No
La Lupita	1950 Westminster Street Providence RI 02909	85	No
La Mocana Cafeteria Restaurant Corp.	1421 Broad Street Providence RI 02905	85	No
La Rubia Cafeteria	338 Pocasset Avenue Providence RI 02909	85	No
La Sonrisa Restaurant (Cranston St.)	559 Cranston Street Providence RI 02907	85	No
Ladder 133 Inc.	133 Douglas Avenue Providence RI 02908	85	No
Lancellotta's Banquet Restaurant	1113 Charles Street North Providence RI 02904	85	No
Lanni Restaurant Group, LLC	16 Josephine Street North Providence RI 02904	85	No
LaSalle Academy	612 Academy Avenue Providence RI 02908	86	No
LaSalle Donuts Inc.	1009 Smith Street Providence RI 02911	85	No

Field's Point
List of Permitted Users - 2013

Company Name	Facility Address	Category	Significant
Laundromax - 1315 Broad Street, LLC	1315 Broad Street Providence RI 02905	92	No
Laundromax - Atwells Avenue LLC	926 - 930 Atwells Avenue Providence RI 02903	92	No
Laundry Club	140 Medway Street Providence RI 02906	92	No
Laundry World	722 Cranston Street Providence RI 02907-3059	92	No
Laurelmead Cooperative Inc.	355 Blackstone Boulevard Providence RI 02906	86	No
Lawrence Page, DMD, Inc.	31 Elmgrove Avenue Providence RI 02906	94	No
Lawrence Stephenson, DDS, LTD	1826 Mineral Spring Avenue North Providence RI 02904	94	No
Lee's Manufacturing	160 Niantic Avenue Providence RI 02907	43	Yes
Li Li Wok	600 Douglas Avenue Providence RI 02908	85	No
Lighthouse Restaurant, Inc.	1655 Hartford Avenue Johnston RI 02919	85	No
Lima Elementary School	222 Daboll Street Providence RI 02907	86	No
Lima Subs, LLC	306B Charles Street Providence RI 02904	85	No
LM Taco RI	1481 Mineral Spring Avenue North Providence RI 02911	85	No
LNP Enterprises, Inc.	845 North Main Street Providence RI 02904	85	No
LNP Enterprises, Inc.	1818 Mineral Spring Avenue North Providence RI 02904	85	No
Lola's Cantina LLC	525 South Water Street Providence RI 02903	85	No
Long River Restaurant	433 Plainfield Street Providence RI 02909	85	No
Los Andes Restaurant	903 Chalkstone Avenue Providence RI 02908	85	No
Lucky Garden 8	734 Eddy Street Providence RI 02903	85	No
Lucky Kitchen	752 Hope Street Providence RI 02906	85	No
Lucky Station BBQ Restaurant	150 Elmwood Avenue Providence RI 02907	85	No
Luigi's Gourmet Express	1359 Hartford Avenue Johnston RI 02919	85	No
Luxe Burger Bar	5 Memorial Boulevard Providence RI 02903	85	No
Lynn's Dolce E Pane	725 Branch Avenue Providence RI 02904	81	No
M. G. Motors Inc.	1402 Atwood Avenue Johnston RI 02919	97	No
Mac-Gray Services, Inc.	550 Hartford Avenue Providence RI 02909	92	No
Magic Gas & Carwash, Inc.	1885 Mineral Spring Avenue North Providence RI 02911	97	No
Mahr Federal Inc	1144 Eddy Street Providence RI 02905-4509	52	No
Mahr Federal Inc.	1139 Eddy Street Providence RI 02905	11	Yes
Mainelli Tool & Die, Inc.	30 Houghton Street Providence RI 02904	42	No
Manton Donuts, Inc.	51 Manton Avenue Providence RI 02909	85	No
Mark Precision, Inc.	70 Salmon Street Providence RI 02909	42	No
Markos Automotive	141 Manton Avenue Providence RI 02909	97	No
Martin S. Hanoian, DMD, Ltd.	595 Hope Street Providence RI 02906-2699	94	No
Martinelli Brothers LLC	64 Putnam Pike Johnston RI 02919	81	No
Maya Bakery	113-115 Valley Street Providence RI 02909	81	No
Maya Guatemala, Inc.	264 Pocasset Avenue Providence RI 02909	85	No

**Field's Point
List of Permitted Users - 2013**

Company Name	Facility Address	Category	Significant
Mazey's Restaurant - Charles	1029 Charles Street North Providence RI 02904-5076	85	No
Mazey's Restaurant - Smith	2017 Smith Street North Providence RI 02911	85	No
McAuley House	622 Elmwood Avenue Providence RI 02907	85	No
McBride's Pub	161 Wayland Avenue Providence RI 02906	85	No
McCormick & Schmick Restaurant	11 Dorrance Street Providence RI 02903	85	No
McDonalds - Branch Avenue	736 Branch Avenue Providence RI 02904	85	No
McDonald's/Kristin Foods, Inc.	1377 Atwood Avenue Johnston RI 02919	85	No
MCM Technologies	175 Dupont Drive Providence RI 02907	24	No
McNeil's Tavern	888 Charles Street North Providence RI 02904	85	No
Mediterraneo Corp.	134 Atwells Avenue Providence RI 02903	85	No
Meeting Street	1000 Eddy Street Providence RI 02905	86	No
Mekong Market	314 Broad Street Providence RI 02907	81	No
Meller Optics, Inc.	120 Corliss Street Providence RI 02904	27	No
Metallurgical Solutions, Inc.	85 Aldrich Street Providence RI 02905	11	Yes
Metro Honda	1880 Hartford Avenue Johnston RI 02919	85	No
Metropolitan Career & Tech Ctr	325 Public Street Providence RI 02905	86	No
Mi Guatemala Restaurant	1049 Atwells Avenue Providence RI 02909	85	No
Mi Sueno Inc.	1070 Broad Street Providence RI 02905	85	No
Michael A. Barry, DMD, Inc.	1524 Atwood Avenue Johnston RI 02919	94	No
Milad Ayad	1428 Hartford Avenue Johnston RI 02919	85	No
Mills Coffee Roasting Co.	1058 Broad Street Providence RI 02905	89	No
Mineral Spring Holdings, LLC	1527 Mineral Spring Avenue North Providence RI 02904	97	No
Minervas Pizza	20 South Angell Street Providence RI 02906	85	No
Minetin Frozen Yogurt	1 Providence Place Providence RI 02903	85	No
Ming River Chinese Restaurant	680 Elmwood Avenue Providence RI 02907	85	No
Miriam Hospital	164 Summit Avenue Providence RI 02906	90	No
Mita Enterprise of RI	1778 Mineral Spring Avenue North Providence RI 02904	85	No
Monahan-Drabble-Sherman	230 Waterman Street Providence RI 02906	96	No
Monarch Metal Finishing Co., Inc.	29 Aurora Street Providence RI 02908	11	Yes
Monarch Metal Finishing, Inc.	189 Georgia Avenue Providence RI 02905	11	Yes
Moody Machine Products, Inc.	141 Carolina Avenue Providence RI 02905	21	No
Moran Transportation Industries, Inc.	106 Francis Street Providence RI 02903	52	No
Morgan Health Center	80 Morgan Avenue Johnston RI 02919-6768	86	No
Morgan Mill Metals, LLC	25 Morgan Mill Road Johnston RI 02919	41	No
Moses Brown School	250 Lloyd Avenue Providence RI 02906	86	No
Motiva Enterprises, LLC	520 Allens Avenue Providence RI 02905	37	No
Mount Pleasant High School	434 Mount Pleasant Avenue Providence RI 02908	86	No

**Field's Point
List of Permitted Users - 2013**

Company Name	Facility Address	Category	Significant
Mozzarella's of N.P., Inc.	1021 Mineral Spring Avenue North Providence RI 02904	85	No
Mr. Biggs Saloon	1463 Atwood Avenue Johnston RI 02919	85	No
Mt. Fuji Japanese Steak House	80 Dean Street Providence RI 02903	85	No
Mutual Metals/Mutual Cornell	136 Corliss Street Providence RI 02904	43	No
My Car, Incorporated	1178 Atwood Avenue Johnston RI 02919	97	No
N.E. Testing Laboratory, Inc.	1254 Douglas Avenue North Providence RI 02904-5392	95	No
Nabsys	60 Clifford Street Providence RI 02903	95	No
Nancy's Fancies	294 Atwells Avenue Providence RI 02903	85	No
Nara, LLC	248 Atwells Avenue Providence RI 02903	85	No
Narr. Electric (Allens Ave.)	642 Allens Avenue Providence RI 02905	44	No
Narr. Electric Co.-Vault Op.-FP	280 Melrose Street Providence RI 02907-2157	27	No
Narr. Electric-Melrose Chiller	280 Melrose Street Providence RI 02907	51	No
Narragansett Improvement Co.	223 Allens Avenue Providence RI 02903	35	No
Narragansett Jewelry	100 Dupont Drive Providence RI 02907	11	Yes
Naseeb Corporation	912 Broad Street Providence RI 02907	85	No
Nathalie Enterprise, LLC	574 Plainfield Street Providence RI 02909	85	No
National Amusements, Inc.	Ten Providence Place Providence RI 02903	99	No
NBC Analytical Laboratory	One Service Road Providence RI 02905	95	No
New China	1331 Broad Street Providence RI 02905	85	No
New Harvest Coffee	65 Weybosset Street (Unit 118) Providence RI 02903	85	No
New Rivers Restaurant Group Inc.	9 Steeple Street Providence RI 02903	85	No
New Tokyo Inc.	388 Wickenden Street Providence RI 02903	85	No
New Wing Kee B-B-Q & Poultry	45 Central Street Providence RI 02907	85	No
NGC INC.	74 Railroad Avenue Johnston RI 02919	81	No
Nice Slice	267 Thayer Street Providence RI 02906	85	No
Nickel Corporation	833-835 Hope Street Providence RI 02906	85	No
Nick's Auto Body, Inc.	44 Bradford Street Providence RI 02903	97	No
Nicks on Broadway	500 Broadway Providence RI 02909	85	No
Nimol's Asian Cuisine	1744 Mineral Spring Avenue North Providence RI 02904	85	No
NNC of Rhode Island, Inc.	1525 Hartford Avenue Johnston RI 02919	97	No
Noble House	1463 Atwood Avenue Johnston RI 02919	85	No
Nordstrom, Inc.	6 Providence Place Providence RI 02903	85	No
Norman Brice Seggel	535 South Main Street Providence RI 02903	94	No
North Main Street Auto Wash	985 North Main Street Providence RI 02904	97	No
North Providence Dental Associates	1635 Mineral Spring Avenue North Providence RI 02904	94	No
North Providence High School	1828 Mineral Spring Avenue North Providence RI 02904	86	No
Northeast Environmental	472 Smith Street Providence RI 02908	95	No

**Field's Point
List of Permitted Users - 2013**

Company Name	Facility Address	Category	Significant
Northeast Remsco Construction, Inc.	Seekonk CSO Interceptor 303.04c Providence RI 02905	40	Yes
Northland Environmental LLC	252 Allens Avenue Providence RI 02905-5002	43	No
Nueva San Salvador Bakery, Inc.	1075 Chalkstone Avenue Providence RI 02908	81	No
Number One Cleaners	629 Killingly Street Johnston RI 02919	92	No
Oak 'N' Willow LLC	460 Wickenden Street Providence RI 02903	85	No
Oasis Market	220 Broad Street Providence RI 02903	85	No
Ocean State Laundry	361 Reservoir Avenue Providence RI 02907	92	No
Ocean State Metals, Inc.	80 Delaine Street Providence RI 02909	46	No
Ocean State Peeled Potatoes	1587 Plainfield Pike Johnston RI 02919	81	No
Old Canteen Restaurant	120 Atwells Avenue Providence RI 02903	85	No
Olden Enterprize	727 Cranston Street Providence RI 02907	85	No
Olga Frey, D.M.D.	322 Broadway Providence RI 02909	94	No
Olga's Cup and Saucer, Inc.	103 Point Street Providence RI 02903	85	No
Olneyville Fried Chicken, Inc.	49 Olneyville Square Providence RI 02909	85	No
Olneyville NY System	18 Plainfield Street Providence RI 02909	85	No
Olson & Parent Funeral Home, Inc.	417 Plainfield Street Providence RI 02909	96	No
Olympic Pizza	1323 Broad Street Providence RI 02905	85	No
Omni Providence Hotel	One West Exchange Street Providence RI 02903	86	No
Original N.Y. System Rrestaurant	424 Smith Street Providence RI 02908	85	No
Our Lady of the Rosary	21 Traverse Street Providence RI 02903	85	No
OV's Restaurant	489 Allens Avenue Providence RI 02905	85	No
P & D Incorporated	170 Ives Street Providence RI 02906	85	No
P.F. Chang's China Bistro, Inc.	111 Providence Place Providence RI 02903	85	No
Pacific Seafood Market	247 Reservoir Avenue Providence RI 02907	81	No
Palmieri's Bakery	147 Ridge Street Providence RI 02909	85	No
Panaderia & Restaurante Centroamericano	582 Cranston Street Providence RI 02907	85	No
Panaderia El Paisano	928 Plainfield Street Johnston RI 02919	82	No
Panaderia El Quetzal, Inc.	445 Hartford Avenue Providence RI 02909	81	No
Pane E Vino	365 Atwells Avenue Providence RI 02903	85	No
Panera Bread	43 Providence Place Providence RI 02903	85	No
Paolucci Family Dentist	931 Smith Street Providence RI 02908	94	No
Parity Laundry, Inc.	744 Branch Avenue Providence RI 02904	92	No
Parkside Rotisserie & Bar	76 South Main Street Providence RI 02903	85	No
Pasha Lounge	840 Allens Avenue Providence RI 02905	85	No
Passionflower, Inc.	840 Allens Avenue Providence RI 02905	85	No
Pastiche Fine Desserts	92 Spruce Street Providence RI 02903	85	No
Patterson Park Partners, LLC	121 Washington Street Providence RI 02903	85	No

Field's Point
List of Permitted Users - 2013

Company Name	Facility Address	Category	Significant
Paul Cuffee High School	544 Elmwood Ave Providence RI 02907	86	No
Paul Cuffee School	459 Promenade Street Providence RI 02908	86	No
Paul's Dry Cleaning Services, Inc.	571 Hartford Avenue Providence RI 02909	92	No
Pauly Penta's Italian Deli	1290 Mineral Spring Avenue, Suite B North Providence RI 02904	85	No
Pearl Restaurant & Lounge	393 Charles Street Providence RI 02904	85	No
Pediatric Dentistry	226 Waterman Street Providence RI 02906-4387	94	No
Pennine Funeral Home	28 Grove Street Providence RI 02909	96	No
Pepper Dining, Inc.	255 Collyer Street Providence RI 02904	85	No
Perel & Bilder, Inc.	116 Wayland Avenue Providence RI 02906	94	No
Periodontal Associates	189 Governor Street Providence RI 02906	94	No
Periodontics, Inc.	167 Gano Street Providence RI 02906	94	No
Pescatore's Seafood, Inc.	1505 Atwood Avenue Johnston RI 02919	81	No
Pezzeli Nursing Center	100 Smithfield Road North Providence RI 02904	86	No
PG Foods Inc.	1017 Smith Street Providence RI 02908	85	No
Phat Boyz	1112 Broad Street Providence RI 02907	85	No
Philip Barr, DDS	247 South Main Street Providence RI 02903	94	No
Philip J. Correia, D.D.S.	1545 Smith Street North Providence RI 02911	94	No
Pho Horn's Inc.	50 Ann Mary Street Pawtucket RI 02860	85	No
Pho Paradise, Inc.	337 Broad Street Providence RI 02907	85	No
Phoenix Dragon Restaurant	256 Broadway Providence RI 02903	85	No
Pierce Manor	20 Grand Street Providence RI 02907	86	No
Pilgrim Screw Corporation	120 Sprague Street Providence RI 02907	11	Yes
Pine Street Ale House, LLC	52 Pine Street Providence RI 02903	85	No
Pinkberry	128 Providence Place, Level 3 Providence RI 02903	85	No
Pito's Restaurant #2	499 Cranston Street Providence RI 02907	85	No
Pitos Restaurant I	1029 Broad Street Providence RI 02905	85	No
Pizza Palace	1583 Plainfield Pike Johnston RI 02919	85	No
Pizza Pie Er	374 Wickenden Street Providence RI 02903	85	No
Pizza Queen	215 Weybosset Street Providence RI 02903	85	No
Pizzeria Gusto, Inc.	259 Broadway Providence RI 02903	85	No
PJ's Pub of Johnston LLC	198 Putnam Pike Johnston RI 02919	85	No
Planned Parenthood of South N.E.	111 Point Street Providence RI 02903	95	No
Plasticast, Inc.	365 Douglas Avenue Providence RI 02908	42	No
Pocasset Bay Manor	12 Old Pocasset Lane Johnston RI 02919	86	No
Pollo Campero	661 Atwells Avenue Providence RI 02909	85	No
Popeye's Chicken	77 Reservoir Avenue Providence RI 02909	85	No
Popeye's Chicken and Biscuits	Providence Place Mall Providence RI 02903	85	No

**Field's Point
List of Permitted Users - 2013**

Company Name	Facility Address	Category	Significant
Portion Meat Associates, Inc.	356 Valley Street Providence RI 02908	81	No
Portland Transmission	290 Smith Street Providence RI 02908	42	No
Pranzi Catering	10 Rosario Drive Providence RI 02909	85	No
Pranzi Catering	996 Chalkstone Avenue Providence RI 02908	85	No
Precision Industries, Inc.	501 Valley Street Providence RI 02908	41	No
PRI I	21 Atwells Ave Providence RI 02903	85	No
PRI I, LP	21 Atwells Avenue Providence RI 02903	86	No
Price Rite	325 Valley Street Providence RI 02908	82	No
Pride Laundry	1025 Chalkstone Avenue Providence RI 02908	92	No
PRII, LP	21 Atwells Avenue Providence RI 02903	85	No
Prince Enameling Company, Inc.	10 Alcazar Avenue Johnston RI 02919	41	No
Princess Enterprises II, Inc.	583 Elmwood Avenue Providence RI 02907	85	No
Pristine Laundromat	1000 Chalkstone Avenue Providence RI 02908	92	No
Proprint Incorporated	1145 Atwood Avenue Johnston RI 02919	93	No
Prosthodontics	200 Waterman Street Providence RI 02906	94	No
Prov. College- Albertus Magnus/Sowa Hall	Providence College Campus Providence RI 02918	95	No
Prov. College- Suite Building	Providence College Campus Providence RI 02918	86	No
Prov. College-Peterson Recreation Center	Providence College Campus Providence RI 02918	89	No
Prov. Journal Co. - Production Facility	1 Providence Place Way Providence RI 02903	24	Yes
Providence Auto Body, Inc.	350 Silver Spring Street Providence RI 02904	97	No
Providence Career & Technical Academy	41 Fricker Street Providence RI 02903	86	No
Providence Coal Fired Pizza	381 Westminster Street Providence RI 02903	85	No
Providence College - Alumni Hall	Providence College Campus Providence RI 02918	86	No
Providence College - Aquinas Hall	Providence College Campus Providence RI 02918	86	No
Providence College - Bedford Hall	Providence College Campus Providence RI 02918	86	No
Providence College - Ceramics	Providence College Campus Providence RI 02918	89	No
Providence College - Davis Hall	Providence College Campus Providence RI 02918	86	No
Providence College - Ditrugia Hall	Providence College Campus Providence RI 02918	86	No
Providence College - Dore Hall	Providence College Campus Providence RI 02918	86	No
Providence College - Fennell Hall	Providence College Campus Providence RI 02918	86	No
Providence College - Guzman Hall	Providence College Campus Providence RI 02918	86	No
Providence College - Hickey Hall	Providence College Campus Providence RI 02918	95	No
Providence College - Hunt-Cavanagh	Providence College Campus Providence RI 02918	93	No
Providence College - Italy Street	7 Italy Street Providence RI 02918	97	No
Providence College - Joseph Hall	Providence College Campus Providence RI 02918	86	No
Providence College - Mal Brown Hall	Providence College Campus Providence RI 02918	86	No
Providence College - McDermott Hall	Providence College Campus Providence RI 02918	86	No

**Field's Point
List of Permitted Users - 2013**

Company Name	Facility Address	Category	Significant
Providence College - McVinney Hall	Providence College Campus Providence RI 02918	86	No
Providence College - Meagher Hall	Providence College Campus Providence RI 02918	86	No
Providence College - Raymond Hall	Providence College Campus Providence RI 02918	86	No
Providence College - Schneider Arena	Providence College Campus Providence RI 02918	89	No
Providence College- Cunningham Hall	Providence College Campus Providence RI 02918	86	No
Providence College- Smith Ctr. for Arts	Providence College Campus Providence RI 02918	99	No
Providence College-Power Plant	Huxley Avenue Providence RI 02918	53	No
Providence College-Service Building	Providence College Campus Providence RI 02918	99	No
Providence College-St. Aquinas Priory	Providence College Campus Providence RI 02918	86	No
Providence Community Health Centers	557 Broad Street Providence RI 02907	94	No
Providence Community Library	1 Olneyville Square Providence RI 02909	84	No
Providence Electroplating Works	928 Eddy Street Providence RI 02905	41	No
Providence Elementary School	50 Springfield Street Providence RI 02909	86	No
Providence Grille Inc.	1461 Broad Street Providence RI 02905	85	No
Providence Housing Authority	50 Laurel Hill Avenue Providence RI 02909	86	No
Providence KNC, Inc.	45 Pleasant Valley Parkway Providence RI 02908	85	No
Providence Marriott	One Orms Street Providence RI 02904	86	No
Providence Oyster Bar	283 Atwells Avenue Providence RI 02903	85	No
Providence Parks Department	350 Niantic Avenue Providence RI 02907	85	No
Providence Place Pockets	288 Thayer Street Providence RI 02906	85	No
Providence Prime	279 Atwells Avenue Providence RI 02903	85	No
Providence Public Safety Complex	325 Washington Street Providence RI 02903	86	No
Providence River Animal Hospital	131 Point Street Providence RI 02903	99	No
Providence School Department	797 Westminster Street Providence RI 02903	85	No
Providence School Department	60 Camden Avenue Providence RI 02908	86	No
Providence School Dept.	152 Springfield Street Providence RI 02909-5833	86	No
Providence Specialty Products	33 Dearborn Street Providence RI 02909	34	Yes
Putnam Street Laundromat Inc.	72 Putman Street Providence RI 02909	92	No
Quality Beef Co., Inc.	25 Bath Street Providence RI 02908	81	No
Quality Cleansers, Inc.	1115 Chalkstone Avenue Providence RI 02908	92	No
Quality Seafood	23 A Greenville Avenue Johnston RI 02919	81	No
Quality Spraying Technologies	150 Park Lane Providence RI 02907	27	No
Quest Diagnostics Inc. (Atwood)	1524 Atwood Avenue, Suite LL1 Johnston RI 02919	95	No
R & J Manufacturing Company	One Carding Lane Johnston RI 02919	24	No
R. E. Sturdy Company, Inc.	928 Eddy Street Providence RI 02905	11	Yes
R.C. Motors Inc.	17 Industrial Lane Johnston RI 02919	97	No
R.I. Beef & Veal, Incorporated	60 Armento Street Johnston RI 02919	81	No

**Field's Point
List of Permitted Users - 2013**

Company Name	Facility Address	Category	Significant
R.I. D.O.T.-Materials Testing	Two Capitol Hill Providence RI 02903	95	No
R.I. Hospital - Coro Building	167 Point Street Providence RI 02903	95	No
R.I. Hospital - Hasbro Childrens	593 Eddy Street Providence RI 02903	90	No
R.I. Publications Society	200 Allens Avenue Providence RI 02903	85	No
R.I.P.T.A. - Chaffee Building	750 Elmwood Avenue Providence RI 02907	37	No
R.I.P.T.A. - Para-Transit Facility	705 Elmwood Avenue Providence RI 02907	37	No
R.I.P.T.A.-New Bus Facility	269 Melrose Street Providence RI 02907	37	No
RAA, Inc.	141 Atwells Avenue Providence RI 02903	85	No
Rainbow Cleaners, Inc.	101 Reservoir Avenue Providence RI 02907	92	No
Ralph's Bull + Claw Tavern	1027 Charles Street North Providence RI 02904	85	No
Rangina, Inc.	936 Atwells Avenue Providence RI 02909	85	No
Ran-Zan	1084 Hope Street Providence RI 02906	85	No
Ray's Laundry & Cleaners	991 Manton Avenue Providence RI 02909	92	No
RCJ Inc.	55 Pine Street Providence RI 02903	85	No
RCR Group Inc.	800 Allens Avenue Providence RI 02905	85	No
RCSH Operations, LLC	10 Memorial Blvd Providence RI 02908	85	No
RD Investments	1266 Broad Street Providence RI 02905	85	No
Reali's Fine Italian Cuisine	79 Putnam Pike Johnston RI 02919	85	No
Red Ginger	560 Killingly Street Johnston RI 02919	85	No
Red Stripe East Side, LLC.	465 Angell Street Providence RI 02906	85	No
Regency Plaza - East Building #3	Three Regency Plaza Providence RI 02903	86	No
Regency Plaza - West Building #2	Two Regency Plaza Providence RI 02903	86	No
Regency Plaza Nominee Trust (1)	One Regency Plaza Providence RI 02903	86	No
Renaissance Providence	5 Avenue of the Arts Providence RI 02903	86	No
Reservoir Avenue School	156 Reservoir Avenue Providence RI 02907	86	No
Restaurant Mexico Garibaldi	948 Atwells Avenue Providence RI 02909	85	No
Reyes Food Market	701 Cranston Street Providence RI 02907	82	No
Rhode Island Billiards Club	2026 Smith Street North Providence RI 02911	85	No
Rhode Island Blood Center	405 Promenade Street Providence RI 02908-4811	95	No
Rhode Island Chemical Corporation	754 Branch Avenue Providence RI 02904	43	No
Rhode Island College - Connection 1	600 Mount Pleasant Avenue Providence RI 02908	89	No
Rhode Island College - Connection 2	600 Mount Pleasant Avenue Providence RI 02908	43	No
Rhode Island College - Connection 3	600 Mount Pleasant Avenue Providence RI 02908	99	No
Rhode Island College - Connection 4	600 Mount Pleasant Avenue Providence RI 02908	86	No
Rhode Island Convention Center	One Sabin Street Providence RI 02903	86	No
Rhode Island Favorite Chicken III, LLC	539 Smith Street Providence RI 02908	85	No
Rhode Island Heat Treating Co.	81 Aldrich Street Providence RI 02905	51	No

**Field's Point
List of Permitted Users - 2013**

Company Name	Facility Address	Category	Significant
Rhode Island Hospital	593 Eddy Street Providence RI 02903	90	No
Rhode Island Provision Company	5 Day Street Johnston RI 02919	81	No
Rhode Island Recycled Metals, LLC.	434 Allens Avenue Providence RI 02905	42	No
Rhode Rockets Inc.	40 Providence Place Providence RI 02903	85	No
RI Community Food Bank	200 Niantic Avenue Providence RI 02907	85	No
RI Dept Health, Div. of Labs & Med. Exam	50 Orms Street Providence RI 02904	95	No
Ri Ra the Irish Pub	42 Exchange Terrace Providence RI 02903	85	No
RIBC Properties, LLC	395 Promenade Street Providence RI 02908	95	No
Rich Group	1284 Plainfield Street Johnston RI 02919	52	No
Rico Sazon II	690 Atwells Avenue Providence RI 02909	85	No
RISD - 15 Westminster Street	15 Westminster Street Providence RI 02903	86	No
RISD - Auditorium	1 Canal Street Providence RI 02903	84	No
RISD - Bank Building	27 Market Square Providence RI 02903	99	No
RISD - Bayard-Ewing Building	231 South Main Street Providence RI 02903	99	No
RISD - Benson Hall	235 Benefit Street Providence RI 02903	24	No
RISD - Central Power Plant	7 - 14 North Main Street Providence RI 02903	52	No
RISD - College Building	2 College Street Providence RI 02903	23	No
RISD - Design Center	30 North Main Street Providence RI 02903	93	No
RISD - Dexter House Garage	187 Benefit Street Providence RI 02903	99	No
RISD - East Hall	55 Angell Street Providence RI 02903	86	No
RISD - Fletcher Building	212 Union Street Providence RI 02903	99	No
RISD - Homer Hall	55 Angell Street Providence RI 02903	86	No
RISD - Industrial Design Building	161 South Main Street Providence RI 02903	99	No
RISD - Market House	4 North Main Street Providence RI 02903	84	No
RISD - Mason (CIT) Building	212 Union Street Providence RI 02903	99	No
RISD - Memorial Hall	226 Benefit Street Providence RI 02903	99	No
RISD - Metcalf Building	9 North Main Street Providence RI 02903	43	No
RISD - Nickerson Hall	55 Angell Street Providence RI 02903	86	No
RISD - Refectory	55 Angell Street Providence RI 02903	85	No
RISD - South Hall	55 Angell Street Providence RI 02903	86	No
RISD - Washington Building	20 Washington Place Providence RI 02903	99	No
RISD - Waterman Building	13 Waterman Street Providence RI 02903	99	No
RISD - Winston Clock Tower	55 Angell Street Providence RI 02903	53	No
RISD-Colonial Apartments	171 Benefit Street Providence RI 02903	86	No
RISD-Illustration Studies Building	55 Canal Street Providence RI 02903	84	No
RISD-What Cheer Garage	28 Meeting Street Providence RI 02903	84	No
Rita's Pizza	496 Cranston Street Providence RI 02907	85	No

Field's Point
List of Permitted Users - 2013

Company Name	Facility Address	Category	Significant
RJ Franco Inc.	76 Westminster Street Providence RI 02903	85	No
Robert L. Serinsky, DMD	5 Benefit Street Providence RI 02904	94	No
Roberts Polishing	928 Plainfield Street Johnston RI 02919	46	No
Roger Williams Hospital	825 Chalkstone Avenue Providence RI 02908-4735	90	No
Roger Williams Zoo - Carousel Cafe	1000 Elmwood Avenue Providence RI 02907	85	No
Rogue Island Group LLC	65 Weybosset Street, Unit 108 Providence RI 02903	85	No
Roma LLC	310 Atwells Avenue Providence RI 02903	85	No
Ronit Corporation	579 Atwells Avenue, Suite 102E Providence RI 02903	85	No
Ron's Pastry Gourmet	170 Royal Little Drive Providence RI 02904-1860	81	No
Ronzio Pizza	380 Atwells Avenue Providence RI 02903	85	No
Rosa Mia Pizza and More	133 Greenville Avenue Johnston RI 02919	85	No
Rosco Manufacturing, LLC	175 Dupont Drive Providence RI 02907	42	No
Rossi's Cold Cuts & Deli	1877 Smith Street North Providence RI 02911	85	No
Roundgrille, Inc.	Six Providence Place Providence RI 02903	85	No
Ruby Tuesday #4628	1386 Atwood Avenue Johnston RI 02919	85	No
Rue De L'Espoir	99 Hope Street Providence RI 02906	85	No
Russell J. Boyle & Son	331 Smith Street Providence RI 02908	96	No
RVS Mfg. Co.	387 George Waterman Road Johnston RI 02919	41	No
S&D Eddy, LLC	850 Eddy Street Providence RI 02905	85	No
S&Y Chinese restaurant, Inc	550 Hartford Avenue Providence RI 02909	85	No
S.B. Winsor Dairy	18 Clinton Street Johnston RI 02919	84	No
SAC Inc.	265 Atwells Avenue Providence RI 02903	85	No
Sage Manufacturing Company, Inc.	24 Althea Street Providence RI 02907	43	No
Saint Elizabeth Assisted Living	109 Melrose Street Providence RI 02903	86	No
Sakis Pizza	199 Weybosset Street Providence RI 02903	85	No
Sakura Japan	Providence Place Mall Providence RI 02903	85	No
Sala Cruz	1228 Broad Street Providence RI 02905-2909	85	No
Salon Bar LLC	57 Eddy Street Providence RI 02903	85	No
Salvatore Mancini Resource and Activity	Two Atlantic Boulevard North Providence RI 02911	86	No
Sam's New York System	1031 Mineral Spring Avenue North Providence RI 02904	85	No
Samuel Sinclair Dental Center	593 Eddy Street Providence RI 02903	94	No
Sangtong, LLC	167 Ives Street Providence, RI RI 02906	85	No
Saptagiri LLC	100 Twin River Road Lincoln RI 02865	85	No
Sbarro	81 Providence Place Providence RI 02903	85	No
SCI RI Funeral Services LLC	627 Union Avenue Providence RI 02909	96	No
Scialo Bakery	257 Atwells Avenue Providence RI 02903	81	No
Scopa, LLC	250 Westminster Street Providence RI 02903	85	No

**Field's Point
List of Permitted Users - 2013**

Company Name	Facility Address	Category	Significant
Scrambler's II, Inc.	2 Greenville Avenue Johnston RI 02919	85	No
Sedna Seafoods, LLC	170 Printery Street Providence RI 02904	81	No
Seven Stars Bakery	820 Hope Street Providence RI 02906	85	No
Seven Stars Bakery (Broadway)	342 Broadway Providence RI 02909	85	No
Shanghai Restaurant	272 Thayer Street, Unit # 2 Providence RI 02906	85	No
Shank/Balfour Beatty	Shaft/Tunnel 303.03c Providence RI 02908	40	Yes
Shark Sushi Bar & Grill	275 Thayer Street Providence RI 02906	85	No
Shaw's Supermarket Store #7443	15 Smithfield Road N. Providence RI 02904	82	No
Shell Oil Company	1132 Mineral Spring Avenue North Providence RI 02904	97	No
Shell Oil Products Company	1680 Hartford Avenue Johnston RI 02919	97	No
Shore's Market, Inc.	1590 Mineral Spring Avenue North Providence RI 02904	82	No
Sicilia's Pizzeria	181 Atwells Avenue Providence RI 02903	85	No
Sidebar Inc. LLC	127 Dorrance Street Providence RI 02903	85	No
Siena, Inc.	236 - 238 Atwells Avenue Providence RI 02903	85	No
Simplex Engine & Machine, Inc.	1011 Westminster Street Providence RI 02903-4022	42	No
Simply Seasonal	1839 Smith Street North Providence RI 02911	85	No
Sin, LLC	200 Allens Avenue, Studio #2 Providence RI 02903	81	No
Skarr	292 Atwells Avenue Providence RI 02903	85	No
Smith Hill Laundromat	411 Smith Street Providence RI 02908	92	No
Snookers Inc.	53 Ashburton Street Providence RI 02904	85	No
Snow Associates	150 Washington Street Providence RI 02903	84	No
Soban Inc.	272 Thayer Street Providence RI 02906	85	No
Something Different	1716 Mineral Spring Avenue North Providence RI 02904	81	No
Sophia Laundromat Inc.	215 Union Avenue Providence RI 02909	92	No
South Street Cafe	54 South Street Providence RI 02903	85	No
Spats	182 Angell Street Providence RI 02906	85	No
Specialty Cleansing Company	1241 Smith Street Providence RI 02908	92	No
Spectrum Coatings Lab. Inc.	219 Chapman St. Providence RI 02905	46	No
Speedy Auto Service by Monro	1400 Atwood Avenue Johnston RI 02919	97	No
Speedy Pizza	2244 Mineral Spring Avenue North Providence RI 02911	85	No
Spike's Junkyard Dogs	485 Branch Avenue Providence RI 02904	85	No
Spirito's Restaurant	477 Broadway Providence RI 02909	85	No
Sprague Energy Corporation	144 Allens Avenue Providence RI 02903	52	No
St. Joseph Hospital (Fatima)	200 High Service Avenue North Providence RI 02904	90	No
St. Joseph Hospital (Providence)	21 Peace Street Providence RI 02907	90	No
St. Josephs Pediatric Dental Association	1524 Atwood Avenue, Suite 125 Johnston RI 02919	94	No
Star Cleaners	1060 Broad Street Providence RI 02905	92	No

**Field's Point
List of Permitted Users - 2013**

Company Name	Facility Address	Category	Significant
Starbucks (Biltmore)	11 Dorrance Street Providence RI 02903	85	No
Starbucks (Financial Plaza)	One Financial Plaza Providence RI 02903	85	No
Starbucks Coffee Company	468 Angell Street Providence RI 02906	85	No
Steere House Nursing Center	100 Borden Street Providence RI 02903	86	No
Steven A. Sack, D.M.D	151 Waterman Street Providence RI 02906	94	No
Steven W. Silverberg DDS	1637 Mineral Spring Avenue North Providence RI 02904	94	No
Stock Culinary Goods	756 Hope Street Providence RI 02906	85	No
Stop & Shop Supermarket #703	11 Commerce Way Johnston RI 02919	82	No
Stop & Shop Supermarket #722	850 Manton Avenue Providence RI 02909	82	No
Stop & Shop Supermarket #724	1128 Mineral Spring Avenue North Providence RI 02904	82	No
Stop & Shop Supermarket #725	333 West River Road Providence RI 02909	82	No
Subway (Atwood Ave.)	1500 Atwood Avenue Johnston RI 02919	85	No
Subway (Kennedy Plaza)	2 Kennedy Plaza #2 Providence RI 02903	85	No
Subway (Westminster Street)	719 Westminster Street Providence RI 02903	85	No
Subway (Weybosset Street)	255 Weybosset Street Providence RI 02903	85	No
Subway Hussaini & Banni Bros of P.P. LLC	162 Providence Place Providence RI 02903	85	No
Sugar Coated Heaven	130 Westminster Street (Unit 116) Providence RI 02903	85	No
Sugarman-Sinai Memorial Chapel	458 Hope Street Providence RI 02906	96	No
Summit R.I. SNF LLC	99 Hillside Avenue Providence RI 02906	86	No
Sun-Brite Laundromat	1557 Plainfield Pike Johnston RI 02919	92	No
Sur La Table	Providence Place Mall Providence RI 02903	85	No
Sura 153, Inc.	232 Westminster Street Providence RI 02903	85	No
Surface Coatings Division, MFB LLC	26 Plymouth Street Providence RI 02907	11	Yes
Swan Point Cemetery	585 Blackstone Boulevard Providence RI 02906	97	No
Swash Express Auto Wash	850 Manton Avenue Providence RI 02909	97	No
Sweet Orange, LLC	220 Atwells Avenue Providence RI 02903	85	No
SWG Promotions, LLC	6 Robin Street Providence RI 02908	99	No
T.O. Nam Sausage, Inc.	77 Hemlock Street Providence RI 02908	81	No
Taco Bell	165 Providence Place Mall Providence RI 02903	85	No
Taco Bell Atwood	1379 Atwood Avenue Johnston RI 02919	85	No
Tadka India	Providence Place Mall Providence RI 02903	85	No
Taso's N.Y. System, Inc.	1500 Atwood Avenue Johnston RI 02919	85	No
Tavares Pediatric Center, Inc.	101 Plain Street Providence RI 02903	99	No
Technodic, Inc.	245 Carolina Avenue Providence RI 02905	11	Yes
Tedesco's Sausage Shop	56 Greenville Avenue Johnston RI 02919	81	No
Tercat Tool & Die Company, Inc.	31 Delaine Street Providence RI 02909	46	No
Teriyaki House	217 Westminster Street Providence RI 02903	85	No

Field's Point
List of Permitted Users - 2013

Company Name	Facility Address	Category	Significant
The Abbey	686 Admiral Street Providence RI 02908	85	No
The Allied Group	333 Bucklin Street Providence RI 02907	24	No
The Apartment	373 Richmond Street Providence RI 02903	85	No
The Birch Group, LLC	200 Washington Street Providence RI 02903	85	No
The Bridge At Cherry Hill	1 Cherry Hill Road Johnston RI 02919	86	No
The Celtic Lounge	397 Westminster Street Providence RI 02903	85	No
The Cheesecake Factory Restaurants, Inc.	94 Providence Place Providence RI 02903	85	No
The Corporate Cafe'	40 Westminster Street Providence RI 02903	85	No
The Foundry Associates	297 Promenade Street Providence RI 02908	37	No
The Genesis Center	620 Potters Avenue Providence RI 02907	86	No
The Grande, LLC	224 Atwells Avenue Providence RI 02903	85	No
The Great Lakes Group	539 Smith Street Providence RI 02908	85	No
The Hotel Providence Operating Co., LLC	311 Westminster Street Providence RI 02903	86	No
The Liberty Elm, LLC	777 Elmwood Avenue Providence RI 02907	85	No
The Little Inn	103 Putnam Pike Johnston RI 02919	85	No
The Mills Tavern	101 North Main Street Providence RI 02903-1366	85	No
The Original Italian Bakery, Inc.	915 Atwood Avenue Johnston RI 02919	81	No
The Pious Society of the Missionary St.	300-304 Laurel Hill Avenue Providence RI 02909	86	No
The Pizza Gourmet	357 Hope Street Providence RI 02906	85	No
The Providence Center	520 Hope Street Providence RI 02906	86	No
The Providence Center	528 - 530 North Main Street Providence RI 02904	86	No
The Providence Cookie Bar	15 Peck Street Providence RI 02903	85	No
The Providence Journal Company	75 Fountain Street Providence RI 02902	52	No
The Providence Mint, Inc.	1205 Westminster Street Providence RI 02909	44	No
The Providence School Department	1655 Westminster Street Providence RI 02909-1893	86	No
The ROI	150 Chestnut Street Providence RI 02903	85	No
The Small Point Cafe	230 Westminster Street Providence RI 02903	85	No
The Soapbox LLC	783 Hope Street Providence RI 02906	92	No
The Washroom	1467 Atwood Avenue Johnston RI 02919	92	No
The Westin Hotel Expansion	1 West Exchange Street Providence RI 02903	86	No
The Weyburn Cafe	285 Promenade Street Providence RI 02908	85	No
The Whiskey Republic	515 South Water Street Providence RI 02903	85	No
Theresa Creations, Inc.	204 King Philip Road Providence RI 02909-5751	42	No
This Guy's Pizza	80 Greenville Avenue Johnston RI 02909	85	No
Thomas S. Mulvey DDS LLC	148 Waterman Street Providence RI 02906	94	No
Three Sisters, LLC	1074 Hope Street Providence RI 02906	85	No
Times 2 Academy	50 Fillmore Street Providence RI 02908	86	No

Field's Point
List of Permitted Users - 2013

Company Name	Facility Address	Category	Significant
Tina's Italian Kitchen, LLC	1825 Mineral Spring Avenue North Providence RI 02904	85	No
Tina's Jamaican Restaurant	223 Atwells Avenue Providence RI 02903	85	No
Tomasso Bar & Grille Inc	1 Throop Alley Providence RI 02903	85	No
Tomato City Pizza	1041 Douglas Avenue Providence RI 02904	85	No
Tommy's Pizza, Inc.	936 Chalkstone Avenue Providence RI 02908	85	No
Tony's Colonial Food	311 Atwells Avenue Providence RI 02903	85	No
Tool Craft Inc. / Ru-Mart Inc.	767 Hartford Avenue Johnston RI 02919	41	No
Tool Time	75 South Street Providence RI 02903	85	No
Top of the Hill LLC	71 Bradford Street Providence RI 02903	85	No
Tortilla Flats Restaurant	355 Hope Street Providence RI 02906	85	No
Tower Manufacturing Corp.	25 Reservoir Avenue Providence RI 02907	27	No
Town Laundry	599 Elmwood Avenue Providence RI 02907	92	No
Town of Johnston	One Memorial Avenue Johnston RI 02919	84	No
Travelers Auto Body, Inc.	299 Allens Avenue Providence RI 02905	97	No
Treeppl, LLC	1852 Smith Street North Providence RI 02911	85	No
Tri-Jay Company	2 Industrial Lane Johnston RI 02919	11	Yes
Trinity Brewhouse	186 Fountain Street Providence RI 02903	85	No
Trinity Management Co., LLC	343 Broad Street Providence RI 02907	85	No
Tropical Olive Restaurant	1007 Charles Street North Providence RI 02904	85	No
Troy, LLC	890 Allens Avenue Providence RI 02905	85	No
True Bagels	222 Richmond Street Providence RI 02903	85	No
True Bagels, Inc.	288 Thayer Street Providence RI 02906	85	No
Twin's Pizza, Inc.	1000 Mineral Spring Avenue North Providence RI 02904	85	No
Two 88 Restaurant	288 Valley Street Providence RI 02908	85	No
Two Way Laundromat	1232 Broad Street Providence RI 02905	92	No
U.S. Post Office - VMF	55 Corliss Street Providence RI 02904-9722	37	No
U.S. Postal Service - P&DC	24 Corliss Street Providence RI 02904-9997	27	No
UCAP	75 Carpenter Street Providence RI 02905	86	No
Umicore USA, Incorporated	50 Sims Avenue Providence RI 02909	22	Yes
Uncas Manufacturing Company	150 Niantic Avenue Providence RI 02907	11	Yes
Underground Billiards, LLC	928 Plainfield Street Johnston RI 02919	85	No
Unique Plating Company	66 Mill Street Johnston RI 02919	11	Yes
Univar USA, Inc.	6 Harborside Boulevard Providence RI 02905	22	Yes
Universal Plating Company, Inc.	25 River Avenue Providence RI 02908	11	Yes
Universal Shaped Wire	1 Horton Street Providence RI 02904	41	No
University Foot Center - Smith Street	1180 Smith Street Providence RI 02908	94	No
University Foot Center, Inc.	235 Plain Street Providence RI 02905	94	No

Field's Point
List of Permitted Users - 2013

Company Name	Facility Address	Category	Significant
Uno Of Providence, Inc.	82 Providence Place - Room 103 Providence RI 02903	85	No
UTGR	100 Twin River Road Lincoln RI 02865	85	No
V.A. Medical Center	830 Chalkstone Avenue Providence RI 02908	90	No
Vaseleos, LLC	1370 Mineral Spring Avenue North Providence RI 02904	85	No
Vasilios Pizza	579 Atwells Avenue Providence RI 02909	85	No
VB Pizza, LLC	1526 Smith Street North Providence RI 02911	85	No
Veazie Street School	211 Veazie Street Providence RI 02904	86	No
Veggie Fun	123 Dorrance Street Providence RI 02903	85	No
Venda Ravioli - DePasquale	81 DePasquale Avenue Providence RI 02903	85	No
Venda Ravioli - Royal Little Drive	150 Royal Little Drive Providence RI 02904	81	No
Venda Ravioli Inc. - 271 Atwells Avenue	271 Atwells Avenue Providence RI 02903	85	No
Verizon	Allens Ave Providence RI 02905	27	No
Virginia & Spanish Peanut Co.	260 Dexter Street Providence RI 02907-2726	81	No
Viva Mexico Cantina	129 Washington Street Providence RI 02903	85	No
V-Mart	176 Narragansett Avenue Providence RI 02907	82	No
Volpe Tailoring & Cleaning	592 Charles Street Providence RI 02904	92	No
Walach Enterprises Providence, LLC	649 North Main Street Providence RI 02904	85	No
Walsh's Auto Body and Sales, Inc.	60 Narragansett Avenue Providence RI 02907	97	No
Walt's Roast Beef- North Providence	2046 Smith Street North Providence RI 02911	85	No
Warren Jagger Photography, Inc.	150 Chestnut Street Providence RI 02903	93	No
Warwick Poultry Company Inc.	60 Bath Street Providence RI 02908	81	No
Wash Haven	615 Charles Street Providence RI 02904	92	No
Wash Me Laundromat	599 Elmwood Avenue Providence RI 02907	92	No
Waterman Grill, LLC	4 Richmond Square Providence RI 02906	85	No
Waterman Laundromat	146 Waterman Avenue North Providence RI 02911	92	No
Waterplace Restaurant	One Financial Plaza Providence RI 02903	85	No
Webster Avenue School	191 Webster Avenue Providence RI 02909	86	No
Wendy's International, Inc. (Charles)	391 Charles Street Providence RI 02904-2209	85	No
Wendy's International, Inc. (Eddy)	731-751 Eddy Street Providence RI 02903	85	No
Wendy's International, Inc. (Manton)	850 Manton Avenue Providence RI 02919	85	No
Wes' Rib House	38 Dike Street Providence RI 02909	85	No
West River Cafe, LLC	148 West River Street Providence RI 02904	85	No
West Side Diner	1380 Wesminster Street Providence RI 02909	85	No
Weybosset Hotel LLC	58 Weybosset Street Providence RI 02903	86	No
Whisk LLC	1345 Hartford Avenue Johnston RI 02919	85	No
Whole Foods Market Group, Inc.	261 Waterman Street Providence RI 02906	82	No
Whole Foods Market, Inc.	601 North Main Street Providence RI 02904	82	No

Field's Point
List of Permitted Users - 2013

Company Name	Facility Address	Category	Significant
William D'Abate Elementary School	60 Kossuth Street Providence RI 02909	86	No
Wine & Cheese	1861 Smith Street North Providence RI 02911	85	No
Wings N Things	250 Brook Street Providence RI 02906	85	No
Wise Guy's Deli	133 Atwells Avenue Providence RI 02903	85	No
Wishy Washy Laundromat, LLC	610 Plainfield Street Providence RI 02909	92	No
Women & Infants' Hospital	101 Dudley Street Providence RI 02905	90	No
Women and Infants-Kilguss Lab	200 Chestnut Street Providence RI 02903	95	No
WVCB	27 Sims Avenue Providence RI 02909	41	No
Yacht Club Beverages	2239 Mineral Spring Avenue North Providence RI 02911	89	No
Yang's Restaurant	924 Broad Street Providence RI 02907	85	No
Yum Yum Pizza, LLC	529 Broad Street Providence RI 02907	85	No
Zumstein Family Dentistry	159 Governor Street Providence RI 02906	94	No

***INDUSTRIAL AND COMMERCIAL
USERS***

BUCKLIN POINT

Bucklin Point
List of Permitted Users - 2013

Company Name	Facility Address	Category	Significant
100 Chambers Street Operations, LLC	100 Chambers Street Cumberland RI 02864	86	No
1537 Corporation	1537 Newport Avenue Pawtucket RI 02861	85	No
3 Flags Bakery	1255 Broad Street Central Falls RI 02863	81	No
A Taste of Europe	560 Armistice Boulevard Pawtucket RI 02861	81	No
A.E.E. Inc.	4 Power Road Pawtucket RI 02860	85	No
A.T. Cross Company	One Albion Road Lincoln RI 02865	59	Yes
Accent Plating Company	25 Esten Avenue Pawtucket RI 02860	11	Yes
Accu-Care Supply	109 King Philip Road Rumford RI 02916	27	No
ACS Industries, Inc.	1 New England Way Lincoln RI 02865	42	No
Adaco, LLC	324 Waterman Avenue East Providence RI 02914	85	No
Adelina Productions Inc.	434 Broadway Pawtucket RI 02860	85	No
Agar Machining & Welding, Inc.	270 York Avenue Pawtucket RI 02860	42	No
Agawam Hunt	15 Roger Williams Avenue Rumford RI 02916	85	No
Agnes E. Little Elementary School	60 South Bend Street Pawtucket RI 02860	86	No
AJ Seabra Supermarkets	2000 Mendon Road Cumberland RI 02865	82	No
AJNS LLC	96 Mill Street Cumberland RI 02864	85	No
Aladdin Club	609 Smithfield Avenue Pawtucket RI 02860	85	No
Allstate Restaurant Equipment	125 Esten Avenue Pawtucket RI 02860	99	No
Amanda's Kitchen	54 Smithfield Avenue Pawtucket RI 02860	85	No
America's Best Value Inn	400 Newport Avenue Rumford RI 02916-2120	86	No
Amica Mutual Insurance Co. - 10	10 Amica Way Lincoln RI 02865	53	No
Amica Mutual Insurance Co. - 25	25 Amica Way Lincoln RI 02865-0500	37	No
Amica Mutual Insurance Co. - 50	50 Lincoln Center Boulevard Lincoln RI 02865-0500	53	No
Amica Mutual Insurance Co.-100	100 Lincoln Center Boulevard Lincoln RI 02865	86	No
Andrew's Bistro	3755 Mendon Road Cumberland RI 02864	85	No
Angelica Textile Service	482 Pawtucket Avenue Pawtucket RI 02860	25	Yes
Angelo's Pizza, Inc.	133 Mendon Road Cumberland RI 02864	85	No
Anjos Enterprises, Inc.	288 East Avenue Pawtucket RI 02860	92	No
Antaya Technologies Corporation	181 Narragansett Park Drive East Providence RI 02916	41	No
Antigua Guatemala	744 Dexter Street Central Falls RI 02863	85	No
Antonio's Cafe	791 Smithfield Avenue Lincoln RI 02865	85	No

Bucklin Point
List of Permitted Users - 2013

Company Name	Facility Address	Category	Significant
Apna Bazar	282 East Avenue Pawtucket RI 02860	85	No
ARJK, Inc.	477 Smithfield Ave. Pawtucket RI 02860	85	No
Armando & Sons Meat Market	265 Pine Street Pawtucket RI 02860	82	No
ArtVac Corporation	17 New England Way Lincoln RI 02865	21	No
Asia Restaurants, Inc.	622 George Washington Hgwy Lincoln RI 02865	85	No
Aspen Aerogels Rhode Island, LLC	3 Dexter Road East Providence RI 02914	27	Yes
Attleboro-Cumberland Oral Surgeons, Inc.	3353 Mendon Road Cumberland RI 02864	99	No
Auli's Panda	863 Broad Street Central Falls RI 02863	85	No
Autocrat, LLC	10 Blackstone Valley Place Lincoln RI 02865	34	No
Avenue N American Kitchen	20 Newman Avenue Rumford RI 02916	85	No
B & L Plastics, Inc.	535 Prospect Street Pawtucket RI 02860	46	No
B&M Clambake Company	560 York Avenue Pawtucket RI 02861	85	No
B. Pinelli's Simply Italian	736 North Broadway East Providence RI 02914	85	No
Bachini's Bakery	345 York Avenue Pawtucket RI 02860	81	No
Banai Enterprises LLC	287 Armistice Blvd Pawtucket RI 02861	85	No
Bank of America	670 George Washington Highway Lincoln RI 02865	86	No
Bawa & Gill	11 Benefit Street Pawtucket RI 02861-1022	92	No
BCS Contract Jewelry Services, Inc.	135 Webster Street Pawtucket RI 02861	27	No
Benedict J. Ingegneri Jr. DMD PC Inc.	3231 Mendon Road Cumberland RI 02864	94	No
Benjamins III, Inc.	722 Broad Street Central Falls RI 02863	85	No
Bernardo Manufacturing	54 Taylor Drive East Providence RI 02916	21	No
Best Eastern Chinese Restaurant	791 Lonsdale Avenue Central Falls RI 02863	85	No
Blackstone Dental	1044 Broad Street Central Falls RI 02863	94	No
Blackstone Donuts	421 Broadway Pawtucket RI 02860	85	No
Blackstone Donuts, Inc.	109 East Street Pawtucket RI 02861	85	No
Blackstone Health	420 Main Street Pawtucket RI 02860	86	No
Blackstone Market	385 East Avenue Pawtucket RI 02860	81	No
Blackstone Valley Assisted Living	649 Broad Street Central Falls RI 02863	86	No
Blackstone Valley Foot Specialists	345 Armistice Boulevard Pawtucket RI 02861	94	No
Bliss Manufacturing Co., Inc.	50 Bacon Street Pawtucket RI 02860	11	Yes
BLP Inc.	2130 Mendon Road Cumberland RI 02864	85	No

Bucklin Point
List of Permitted Users - 2013

Company Name	Facility Address	Category	Significant
Blue Line Septic, LLC	183 Danielson Pike North Scituate RI 02857	80	No
Boston House of Pizza	540 Taunton Avenue East Providence RI 02914	85	No
Bowling Academy, Inc.	354 Taunton Avenue East Providence RI 02914	85	No
Brava Restaurant & Bar, Inc.	908 Main Street Pawtucket RI 02860	85	No
Broadway Car Wash	406 Broadway Pawtucket RI 02860	97	No
Broadway Pizza	511 Broadway Pawtucket RI 02860	85	No
Brooksie's	616 Smithfield Avenue Lincoln RI 02865	85	No
Bubble Room Car Wash, Inc.	335 Taunton Avenue East Providence RI 02914	97	No
Bubble Wash Laundromat	472 Pawtucket Avenue Pawtucket RI 02860	92	No
Bucket Brewery	545 Pawtucket Avenue Pawtucket RI 02860	89	No
Buffalo Lincoln Associates, LLC	636 George Washington Highway Lincoln RI 02865	86	No
Bullard Abrasives Inc	6 Carol Drive Lincoln RI 02865	42	No
Bunge North America (East), LLC	101 Concord Street Pawtucket RI 02860	34	Yes
Burger Boys	276 Front Street Lincoln RI 02864	85	No
Burger King - Cedar Avenue	91 Cedar Street Pawtucket RI 02860	85	No
Burton M. Ogata, D.M.D	1346 Newport Ave. Pawtucket RI 02861	94	No
Cafe Sowa	893 Smithfield Avenue Lincoln RI 02865-3534	85	No
Cala Fruit Distributors, Inc.	71 Dexter Street Pawtucket RI 02860	81	No
Calise & Sons Bakery	2 Quality Drive Lincoln RI 02865	81	No
Canton Wok	293 Newport Avenue Pawtucket RI 02861	85	No
Catanzaros Food Products, Inc.	203 Concord Street #457 Pawtucket RI 02860	81	No
Celtic Pub, Inc.	755 Broadway Pawtucket RI 02861	85	No
Central Auto Radiator, Inc.	188 Pine Street Pawtucket RI 02860	99	No
Central Avenue Bakery	679 Central Avenue Pawtucket RI 02861	81	No
Central Falls Detention Facility Corp.	950 High Street Central Falls RI 02863	86	No
Central Falls Provision Co.	847 High Street Central Falls RI 02863	81	No
Charisma Manufacturing	400 Broad Street Central Falls RI 02863	11	Yes
Charles Coelho Funeral Home	151 Cross Street Central Falls RI 02863	96	No
Charles E. Shea High School	485 East Avenue Pawtucket RI 02860	86	No
Charles M. Cavicchio, DPM	2 Wake Robin Road - Suite 203 Lincoln RI 02865	94	No
Chelo's Restaurant	63 Newport Avenue East Providence RI 02914	85	No

Bucklin Point
List of Permitted Users - 2013

Company Name	Facility Address	Category	Significant
Chemart Company	11 New England Way Lincoln RI 02865	11	Yes
Chili's Grill and Bar (Lincoln)	622 George Washington Highway Lincoln RI 02865	85	No
China House	555 Dexter Street Central Falls RI 02863	85	No
Cinemaworld	622 George Washington Highway Lincoln RI 02865	85	No
Cintas Corporation	300 Highland Corporate Drive Cumberland RI 02864	25	Yes
City Limits	1270 Broad Street Central Falls RI 02863	85	No
City of Pawtucket - Public Works	250 Armistice Boulevard Pawtucket RI 02860	37	No
Cityline Laundry	194 Reservoir Ave Lincoln RI 02862	92	No
Clockwork's Deli	446 North Broadway East Providence RI 02914	85	No
Club Sport Uniao Madeirence	46 Madeira Avenue Central Falls RI 02863	85	No
Clube Social Portuguese, Inc.	131 School Street Pawtucket RI 02860	85	No
CMG East Providence	430 Newport Avenue Rumford RI 02916	85	No
Coastal Collision & Towing, Inc.	540 Pawtucket Avenue Pawtucket RI 02860	97	No
Coffee Express, LTD.	67 Beverage Hill Avenue Pawtucket RI 02860	89	No
Coia Sanitation Services	137 Angell Road Cumberland RI 02864	80	No
Coin-OP	504 Pawtucket Avenue Pawtucket RI 02860	92	No
Colonial Motor Sales, Inc.	550 George Washington Highway Smithfield RI 02917	97	No
Comfort Dental II	725 Dexter St Central Falls RI 02863	94	No
Community Ctr Grupo Amigos Da Terceira	55 Memorial Drive Pawtucket RI 02860	85	No
Compassionate Care Veterinary Clinic Inc	1725 Mendon Road Cumberland RI 02864	99	No
Conopco, Inc. (Site #1)	35 Martin Street Cumberland RI 02864	40	No
Conopco, Inc. (Site #2)	36 Martin Street Cumberland RI 02864	40	No
Conrad-Jarvis Corp.	217 Conant Street Pawtucket RI 02860	42	No
Continental Plastics & Packaging	21 Powder Hill Road Lincoln RI 02865	27	No
Cool Air Creations Inc.	10 Business Park Drive Smithfield RI 02917	99	No
Cooley, Incorporated	50 Esten Avenue Pawtucket RI 02860	53	No
Costigan - O'Neill Funeral Home	220 Cottage Street Pawtucket RI 02860	96	No
Cottage Street Donuts	372 Cottage Street Pawtucket RI 02861	85	No
Cox Communications, Inc. - BP Vault	9 James P Murphy Highway West Warwick RI 02893	27	No
Creative Stone Countertops Inc.	140 Smithfield Avenue Pawtucket RI 02860	42	No
Crest Manufacturing Company	5 Hood Drive Lincoln RI 02865	52	No

Bucklin Point
List of Permitted Users - 2013

Company Name	Facility Address	Category	Significant
Crown Collision Center	180 Broadway Pawtucket RI 02860	97	No
Crugnale Bakery	1764 Mendon Rd Cumberland RI 02864	85	No
Cuisine Del Mar	445 Lonsdale Avenue Pawtucket RI 02860	85	No
Cumberland High School	2600 Mendon Road Cumberland RI 02864	86	No
Cumberland House of Pizza	2360 Mendon Road Cumberland RI 02864	85	No
Cumberland Public Schools	364 Broad Street Cumberland RI 02864	86	No
CVS Caremark Corp. (200 Highland Drive)	200 Highland Corporate Drive Cumberland RI 02864	86	No
CVS Pharmacy, Inc.	2100 Highland Corporate Drive Cumberland RI 02864	86	No
D. James Photopolous, DDS	123 School Street Pawtucket RI 02860	94	No
D. Miller's Auto Body	1211 Mendon Road Cumberland RI 02864	97	No
D.J. Providence Co., LLC	622 George Washington Highway Lincoln RI 02865	85	No
D'Angelo Sandwich Shop (Broadway)	216 Broadway Pawtucket RI 02860	85	No
Darlene Group	93 Park Place Pawtucket RI 02860	11	Yes
Darlington Assisted Living Center	123 Armistice Boulevard Pawtucket RI 02860	86	No
Darlington Mortuary of L. Heroux & Son,	1042 Newport Avenue Pawtucket RI 02861	96	No
Davenport Restaurant	1070 Mendon Road Cumberland RI 02864	85	No
Davenport's Bar & Grille	1925 Pawtucket Avenue East Providence RI 02914	85	No
Dave's Marketplace	2077 Diamond Hill Road Cumberland RI 02864	82	No
David London and Company	265 Carrington Street Lincoln RI 02865	35	No
Denison Acquisition Company, LLC	1 Powder Hill Road Lincoln RI 02865	14	Yes
Dental Associates of Cumberland, Inc.	490 High Street Cumberland RI 02864	94	No
Dental Group of Pawtucket	1571 Newport Avenue, Suite 2 Pawtucket RI 02861	94	No
Dialysis Center of Pawtucket	201 Armistice Boulevard Pawtucket RI 02860	95	No
Diamond Hill Dental, Inc.	2343 Diamond Hill Road Cumberland RI 02864	94	No
Diffley & Daughters Septic	P.O. Box 183 East Greenwich RI 02818	80	No
Dimitri Ganim, DDS	878 Newport Avenue Pawtucket RI 02861	94	No
DIP, Inc.	342 East Avenue Pawtucket RI 02860	85	No
DJ Providence Co., LLC	72 Newport Avenue East Providence RI 02917	85	No
Dominican Restaurant	830 Broad Street Central Falls RI 02863	85	No
Domino's Pizza (Dexter Street)	210 Dexter Street Pawtucket RI 02860	85	No
Domino's Pizza (Newport Ave.)	448 Newport Avenue Pawtucket RI 02861	85	No

Bucklin Point
List of Permitted Users - 2013

Company Name	Facility Address	Category	Significant
Don's Lunch	169 Benefit Street Pawtucket RI 02861	85	No
Double Dragon	381 Smithfield Avenue Pawtucket RI 02860	85	No
Dr. Anita N. Vasvani, D.M.D.	140 Newport Avenue Pawtucket RI 02861	94	No
Dr. Earl F. Calcutt Middle School	112 Washington Street Central Falls RI 02863	86	No
Dr. John B. DeMello	885 Smithfield Avenue Lincoln RI 02865	94	No
Drs. Ward and Johnson	132 Old River Road, Suite 204 Lincoln RI 02865	94	No
Dunkin Donuts - Central Avenue	1113 Central Avenue Pawtucket RI 02860	85	No
Dunkin Donuts - Cumberland	20 Ann & Hope Way Cumberland RI 02864	85	No
Dunkin Donuts - Taunton Ave.	484 Taunton Avenue East Providence RI 02914	85	No
Dunkin Donuts-Broad Street	542 Broad Street Central Falls RI 02861	85	No
Dunkin Donuts-George Washington Highway	629 George Washington Highway Lincoln RI 02865	85	No
Dupuis Oil	401 Walcott Street Pawtucket RI 02860	97	No
E.B. Dragon, LLC	52 Narragansett Park Drive East Providence RI 02916	85	No
East Coast Auto	270 Broadway Pawtucket RI 02860	97	No
East Providence Cinemas	60 Newport Avenue East Providence RI 02916	85	No
East Providence Fire Station #3	30 North Broadway East Providence RI 02916	97	No
East Side Checker Club	579 Benefit Street Pawtucket RI 02861	85	No
Eaton Aerospace	10 New Road East Providence RI 02916	11	Yes
Echo Septic Services LLC	PO Box 129 481 Chestnut Hill Road Chepachet RI 02814	80	No
Ecological Fibers, Inc.	730 York Avenue Pawtucket RI 02861	24	Yes
EDC Holding, LLC	100 Newport Avenue East Providence RI 02916	85	No
Eglantina Kica, D.M.D.	388 Armistice Boulevard Pawtucket RI 02861	94	No
El Paisa Restaurant, Inc.	598 Dexter Street Central Falls RI 02863	85	No
El Salvadoreno Restaurant, Inc.	791 Lonsdale Avenue Central Falls RI 02863	85	No
El Sembrador Restaurant	804 Broad Street Central Falls RI 02863	85	No
Emery's Catering Service, Inc.	24 Central Street Central Falls RI 02863	85	No
Enn - Japanese Cuisine & Sushi Bar	600 George Washington Highway Lincoln RI 02865	85	No
Enrico Caruso Society	105 Bouvier Avenue Manville RI 02838	85	No
Enterprise Rent-A-Car of R.I. (Broadway)	458 Broadway Pawtucket RI 02860	37	No
Erick Market & More Inc.	156 Washington Street Central Falls RI 02863	81	No
Everybody's Favorite Family Restaurant	1370 Mendon Road Cumberland RI 02864	85	No

Bucklin Point
List of Permitted Users - 2013

Company Name	Facility Address	Category	Significant
Excellent Coffee Company	57 Pawtucket Avenue Pawtucket RI 02860	89	No
Exchange Street Cafe	49 Exchange Street Pawtucket RI 02860	85	No
Extreme Clean Laundry, Inc.	295 Armistice Boulevard Pawtucket RI 02860	92	No
Fallon Memorial Elementary School	60 Lincoln Avenue Pawtucket RI 02861	86	No
Farm Fresh RI	542 Pawtucket Avenue Pawtucket RI 02860	85	No
Fatima Health Center - Dental Clinic	40 Broad Street Pawtucket RI 02860	94	No
FGX International	500 George Washington Highway Smithfield RI 02917	59	No
Filibuster Club	23 High Street Cumberland RI 02864	85	No
Flor Di Brava	593 Weeden Street Pawtucket RI 02860	81	No
Foolproof Brewing Co., LLC	241 Grotto Avenue Pawtucket RI 02860	89	No
Fortune House	1800 Mendon Road, Unit F Cumberland RI 02864	85	No
Frank Lizotte's Glass Co., Inc.	8 Perry Street Central Falls RI 02863	42	No
Freeway Laundry II	280 Dexter Street Pawtucket RI 02860	92	No
Freeway Laundry IV	562 Broadway Pawtucket RI 02860	92	No
Friendly's - Newport Avenue	45 Newport Avenue Pawtucket RI 02861	85	No
Froyo World Lincoln	622 George Washington Highway Lincoln RI 02865	85	No
Fujifilm Electronic Materials USA, Inc.	200 Massasoit Avenue East Providence RI 02914	22	Yes
Fuller Packaging, Inc.	1152 High Street Central Falls RI 02863	52	No
G.B. Donuts of RI Inc.	2084 Diamond Hill Road Cumberland RI 02864	85	No
Galito Restaurant	214-216 Columbus Avenue Pawtucket RI 02861	85	No
Galway Bay	156 South Bend Street Pawtucket RI 02860	85	No
Garden Grille	727 East Avenue Pawtucket RI 02860	85	No
Garfield Social Club	11 Hunt Street Central Falls RI 02863	85	No
Garrison Confections	72 Ledge Street Central Falls RI 02863	81	No
Garrity Pub & Restaurant	67 Garrity Street Pawtucket RI 02861	85	No
Garvin Memorial Elementary	1364 Diamond Hill Road Cumberland RI 02864-3496	86	No
General Cable Industries, LLC	3 Carol Drive Lincoln RI 02865	27	Yes
Generations	267 Jenckes Hill Road Smithfield RI 02917	86	No
Geneva Apartments, LP	150 Dartmouth Street Pawtucket RI 02860	86	No
George's Neighborhood Grill	109 Newport Avenue Pawtucket RI 02860	85	No
Georgia's Restaurant Ltd.	915 Dexter Street Central Falls RI 02863	85	No

Bucklin Point
List of Permitted Users - 2013

Company Name	Facility Address	Category	Significant
Gerard A. Belhumeur, DDS	629 Central Avenue Pawtucket RI 02861	94	No
German American Cultural Society	78 Carter Avenue Pawtucket RI 02861	85	No
Golden Li Lai	904 Main Street Pawtucket RI 02860	85	No
Golden Palace	1165 High Street Cumberland RI 02864	85	No
Great China Inc.	402 Dexter Street Central Falls RI 02863	85	No
Great Taste	856 Newport Avenue Pawtucket RI 02861	85	No
Greystone of Lincoln, Inc.	7 Wellington Road Lincoln RI 02865	42	No
Gripnail Corporation	97 Dexter Road East Providence RI 02914	42	No
Hark's Hadwin Street Cafe	63 Hadwin Street Central Falls RI 02863	85	No
Harris Health Care - North	60 Eben Brown Lane Central Falls RI 02863	86	No
Harris Industries, Inc.	181 Conant Street Pawtucket RI 02860-1850	42	No
Hartley's Pork Pies	871 Smithfield Avenue Lincoln RI 02865	81	No
Hasbro, Inc.	1027 Newport Avenue Pawtucket RI 02861	27	No
Hasbro, Inc. - Executive Offices	1011 Newport Avenue Pawtucket RI 02861	86	No
Hibachi Grill Supreme Buffet	58A Newport Avenue Rumford RI 02916	85	No
Hidalgo Market Restaurant	765 Broad Street Central Falls RI 02863	81	No
High Ridge Swim & Tennis Club	192 Old River Road Lincoln RI 02865	89	No
Highland Dental Group, Inc.	1189 Smithfield Avenue Lincoln RI 02865	94	No
Hindley Manufacturing Company	9 Havens Street Cumberland RI 02864	21	No
HM Vincent, DMD, LLC	719 Armistice Boulevard Pawtucket RI 02861	94	No
Holiday Retirement Home, Inc.	30 Sayles Hill Road Manville RI 02838	86	No
Homestead Baking Company	145 North Broadway Rumford RI 02916	81	No
Honey Dew Donuts	179 Front Street Lincoln RI 02865	85	No
Honey Dew Donuts (Newport Avenue)	1515 Newport Avenue Pawtucket RI 02861-1342	85	No
Hope Buffinton Packaging Group, LLC	575 Lonsdale Avenue Central Falls RI 02863	59	No
Hope Global	50 Martin Street Cumberland RI 02864	23	No
Hord Crystal Corporation	45 York Avenue Pawtucket RI 02860	11	Yes
Hot Spot LLC	3781 Mendon Road Cumberland RI 02864	85	No
House of Pizza	206 Division Street Pawtucket RI 02860	85	No
HP Services, Inc.	800 Scenic View Drive Cumberland RI 02864	11	Yes
Impact Custom Apparel, LLC	30 Industrial Road Cumberland RI 02864	99	No

Bucklin Point
List of Permitted Users - 2013

Company Name	Facility Address	Category	Significant
Impco, Inc.	27 Dexter Road East Providence RI 02914	27	Yes
Imperial Packaging Corporation	1 Campbell Street Pawtucket RI 02861	49	No
InCytu, Incorporated	6 Blackstone Valley Place, #5-500 Lincoln RI 02865	95	No
Industrial Container Services - RI, LLC	455 George Washington Highway Smithfield RI 02917-1929	44	No
Ink Solution	560 Mineral Spring Avenue Pawtucket RI 02862	99	No
International Accessories	717 School Street Pawtucket RI 02860	24	No
International Meat Market	756 Lonsdale Avenue Central Falls RI 02863	81	No
International Packaging Corp.	517 Mineral Spring Ave. Pawtucket RI 02860	53	No
Interplex Engineered Products, Inc.	231 Ferris Avenue East Providence RI 02916	11	Yes
J and K Restaurant	757 Main Street Pawtucket RI 02860	85	No
J H Davis, LLC	560 Mineral Spring Avenue, BF 100 Pawtucket RI 02860	42	No
J&M Diamond Tool, Inc.	43 Roger Williams Avenue East Providence RI 02916	44	No
J.D. Laundromat	180 Broad Street Cumberland RI 02864	92	No
J.H. Lynch & Sons, Inc.	Outfall 106 Central Falls RI 02863	40	Yes
J.I.F. Investment Co., Inc.	6 Cook Street Lincoln RI 02865	97	No
Jacky's Galaxie Restaurant, Inc.	1764 Mendon Road, Suite 1 Cumberland RI 02864	85	No
Jan Co. Central	800 Lonsdale Avenue Central Falls RI 02863	85	No
Jan Co. Central, Inc.	67 Newport Avenue East Providence RI 02916	85	No
Jan Co., Inc.	600 Taunton Avenue East Providence RI 02916	85	No
JAR Bakers Supply	12 Crow Point Road Lincoln RI 02865	81	No
Jeanne Jugan Residence	964 Main Street Pawtucket RI 02860	86	No
Jerry's Friendly Tap LLC	1225 Mendon Road Cumberland RI 02864	85	No
JG Inc.	242 Main Street Pawtucket RI 02860	85	No
Jin Hua Chinese Restaurant, Inc.	1925 Pawtucket Avenue East Providence RI 02914	85	No
JK Club, LLC	520 Central Avenue Pawtucket RI 02861	85	No
JKM Enterprises II	900 Broad Street Central Falls RI 02863	92	No
John H. Collins & Sons Company	Dunnell Lane Pawtucket RI 02860	27	Yes
John O. Eastman, D.D.S. Inc.	225 Newman Avenue Rumford RI 02916	94	No
John Rocchio Corporation	Outfalls 205, 219, and 220 Pawtucket RI 02860	40	No
Johnston Donuts, Inc.	2069 Diamond Hill Road Cumberland RI 02864	85	No
Jose' Chardiet Studio	250 Esten Avenue, Suite 202 Pawtucket RI 02860	43	No

Bucklin Point
List of Permitted Users - 2013

Company Name	Facility Address	Category	Significant
Joseph Jenks Jr. High School	Division Street Pawtucket RI 02860	86	No
J's Deli	2364 Diamond Hill Road Cumberland RI 02864	85	No
Just Like Home Laundry	1322 Broad Street Central Falls RI 02863	92	No
K & A El Masri- Ronzio Pizza	1700 Mendon Rd. Cumberland RI 02864	85	No
K&W Webbing Company	403 Roosevelt Avenue Central Falls RI 02863	23	No
Karol A. Romenski & Son, Inc.	342 High Street Central Falls RI 02863	96	No
Katrina's Country Kitchen	502 Roosevelt Avenue Central Falls RI 02863	85	No
KD Coney	386 Old River Road Manville RI 02865	85	No
Keefe Funeral Home, Inc.	5 Higginson Avenue Lincoln RI 02865	96	No
Kenneth Castellucci & Associates, Inc.	9 New England Way Lincoln RI 02865	42	No
Key Container Corporation	21 Campbell Street Pawtucket RI 02861-4005	24	No
KFC - Newport Avenue	99 Newport Avenue Pawtucket RI 02860	85	No
Kim & Gary's Ice Cream Machine	4288 Diamond Hill Road Cumberland RI 02864	85	No
Kindred Transitional Care and Rehab	544 Pleasant Street Pawtucket RI 02860	86	No
Kirkbrae Country Club	197 Old River Road Lincoln RI 02865	86	No
Kiwi Burst Yogurt Shop	616 George Washington Highway Lincoln RI 02865	85	No
KMN, LLC	295 Armistice Boulevard Pawtucket RI 02861	85	No
KMN, LLC	397 Smithfield Ave Pawtucket RI 02860	85	No
KR Baseball, Inc.	413 Central Avenue Pawtucket RI 02861	85	No
L&B Foods, Inc.	20 Carter Avenue Pawtucket RI 02861	81	No
La Arepa	574 Smithfield Avenue Pawtucket RI 02860	85	No
La Casona Restaurant	768 Broad Street Central Falls RI 02863	85	No
La Sopresa	498 Broad Street Central Falls RI 02863	85	No
Lachapelle Funeral Home, Inc.	643 Main Street Pawtucket RI 02860	96	No
Lane Foods, Inc.	1940 Pawtucket Avenue East Providence RI 02914	85	No
Langley's Laundromat	265 Pawtucket Avenue Pawtucket RI 02860	92	No
Laundromax	479 Mineral Spring Avenue Pawtucket RI 02860	92	No
Leedon Webbing Co., Inc.	86 Tremont Street Central Falls RI 02863	44	No
Len's Hot Dog Haven	9 Slater Park Pawtucket RI 02860	85	No
Leon Markarov Dental Prosthetics	558 Mineral Spring Avenue, Suite CY105 Pawtucket RI 02860	59	No
Li Lai Wok (Central Ave.)	649 Central Avenue Pawtucket RI 02861	85	No

Bucklin Point
List of Permitted Users - 2013

Company Name	Facility Address	Category	Significant
Lincoln Animal Hospital	207 Front Street Lincoln RI 02865	94	No
Lincoln Dental Associates, Inc.	6 Blackstone Valley Place, Suite 306A Lincoln RI 02865	94	No
Lincoln Funeral Home, Inc.	1501 Lonsdale Avenue Lincoln RI 02865	96	No
Lincoln Laundromat	208 Front Street Lincoln RI 02865	92	No
Lincoln Manufacturing, Inc.	50 Industrial Circle Lincoln RI 02865	22	Yes
Lincoln Senior Center	150 Jenckes Hill Road Lincoln RI 02865	86	No
Lindbergh Auto Body, Inc.	58 Smithfield Avenue Pawtucket RI 02860	97	No
Lindsay Ciombor Brislin, DMD	536 Central Avenue Pawtucket RI 02861	94	No
Liquid Blue	1 Crownmark Drive Lincoln RI 02865	23	Yes
LJ's BBQ	727 East Avenue Pawtucket RI 02860	85	No
Lonsdale Donuts	465 Lonsdale Avenue Pawtucket RI 02860	85	No
Lonsdale Super Wash	459 Lonsdale Avenue Pawtucket RI 02860	92	No
Lucky Chen	609 Smithfield Ave Lincoln RI 02865	85	No
Lucky Chen Corp 2	614 Smithfield Ave Lincoln RI 02865	85	No
Luxury Dry Cleaners	610 Smithfield Avenue Lincoln, RI 02865	92	No
Lydia A. Klufas, DDS	525 Broad Street Cumberland RI 02864	94	No
M & M NY System	361 Waterman Avenue East Providence RI 02914	85	No
Madison Cutting Tool	485 Narragansett Park Drive Pawtucket RI 02860	41	No
Main Street Market, Inc.	919 Main Street Pawtucket RI 02860	82	No
Manning - Heffern, Inc.	68 Broadway Pawtucket, RI 02860	96	No
Manville Cleaning Center	14 Railroad Street Manville RI 02835	92	No
Marotta Food Corporation	300 Barton Street Pawtucket RI 02860-2918	82	No
Martin Bakers, LLC	399 North Broadway East Providence RI 02916	85	No
Masbro Polishing Company, Inc.	50 Patterson Avenue Pawtucket RI 02860	42	No
Materion Technical Materials, Inc.	5 Wellington Road Lincoln RI 02865	11	Yes
Matos Bakery	569 Broadway Pawtucket RI 02860	81	No
McDonald's - Armistice Blvd.	285 Armistice Boulevard Pawtucket RI 02861	85	No
McDonald's - Mendon Road	1754 Mendon Road Cumberland RI 02864	85	No
McDonald's-Mineral Spring Ave.	255 Mineral Spring Avenue Pawtucket RI 02861	85	No
McLaughlin Cumberland Hill Elementary Sc	205 Manville Hill Road Cumberland RI 02864	86	No
Medcure	900 Highland Corporate Drive, Suite 301 Cumberland RI 02864	95	No

Bucklin Point
List of Permitted Users - 2013

Company Name	Facility Address	Category	Significant
Mei King Restaurant	211 South Bend Street Pawtucket RI 02860	85	No
Memorial Hospital of RI	111 Brewster Street Pawtucket RI 02860	90	No
Mercury Print & Mail Company, Inc	1110 Central Avenue Pawtucket RI 02861	42	No
Merrick R. Williams, Inc.	530 Smithfield Avenue Pawtucket RI 02860	96	No
Michael Healy Designs, Inc.	60 New River Road Manville RI 02838	27	No
Michael Perri & Sons, Inc.	537 Sandy Lane Warwick RI 02889	80	No
Michael's Meats	2130 Mendon Road Suite 4 Cumberland RI 02864	81	No
Microfibres, Inc.	One Moshassuck Street Pawtucket RI 02860	23	Yes
Mineral Enterprises Inc.	750 Mineral Spring Avenue Pawtucket RI 02860	85	No
Ming Garden, Inc.	295 Armistice Boulevard Pawtucket RI 02861	85	No
Mini Market La Esperanza	1234 Broad Street Central Falls RI 02863	85	No
Mirror Image	190 Exchange Street Pawtucket RI 02860	99	No
Modern Diner	364 East Avenue Pawtucket RI 02860	85	No
Moon Star Chinese Restaurant	727 East Avenue Pawtucket RI 02860	85	No
Motown Pizza, LLC	45 Newport Ave, Suite B East Providence RI 02916	85	No
Mr. USA Cleaners	224 East Avenue Pawtucket RI 02860	92	No
Mulhearn's Pub	507 North Broadway East Providence RI 02914	85	No
Multi-Wall Packaging a Division of ITW	50 Taylor Drive East Providence RI 02916	42	No
Murdock Webbing Co., Inc.	27 Foundry Street Central Falls RI 02863	23	Yes
Murphy's Law	2 George Street Pawtucket RI 02860	85	No
Murray's Pub	1091 Main Street Pawtucket RI 02860	85	No
Narr. Electric Co.-Vault Op.-BV	280 Melrose Street Providence RI 02907	27	No
NECVW, Inc.	1600 Mendon Road Cumberland RI 02864	97	No
Neptco, Inc.	30 Hamlet Street Pawtucket RI 02861-0323	53	No
Neurotech Pharmaceuticals, Inc.	900 Highland Corporate Drive Cumberland RI 02864	95	No
New England Catering Service, LLC	474 Pawtucket Avenue Pawtucket RI 02860	85	No
New England Donuts, LLC	791 Lonsdale Avenue Central Falls RI 02863	85	No
New England Linen Supply, Inc.	20 Rhode Island Avenue Pawtucket RI 02860	25	Yes
New England Paper Tube Company, Inc.	173 Weeden Street Pawtucket RI 02862	24	No
New Hong Kong	514 Broad Street Central Falls RI 02863	85	No
Newport 223 Donuts, Inc.	223 Newport Avenue East Providence RI 02916	85	No

Bucklin Point
List of Permitted Users - 2013

Company Name	Facility Address	Category	Significant
Newport Ave Donut-81 Newport	81 Newport Avenue Pawtucket RI 02861	85	No
Newport Cedar Donuts, Inc.	105 Cedar Street Pawtucket RI 02860	85	No
Newport Division Donuts, Inc.	192 Division Street Pawtucket RI 02860	85	No
Next Bite Pizza and Grill, Inc	350 Prospect Street Pawtucket RI 02860	85	No
North American Salt & Fresh Fish Corp.	450 Prospect Street Pawtucket RI 02860	81	No
Northeast Knitting, Inc.	179 Conant Street Pawtucket RI 02860	23	No
Nuts 'N More	558 Mineral Spring Avenue, Unit BF 108 Pawtucket RI 02860	81	No
Nuzzo Campion Stone Enterprises, Inc.	20 Industrial Road Cumberland RI 02864	42	No
Ocean State Cesspool, Inc.	336 Nooseneck Hill Road Exeter RI 02862	80	No
Ocean State Five II, LLC	622 George Washington Highway, Unit #58 Lincoln RI 02865	85	No
Olly's Pizza	148 Broad Street Pawtucket RI 02860	85	No
OLSL Lincoln Place	612 George Washington Hgwy Lincoln RI 02865	86	No
Omni Color Printing	331 North Broadway East Providence RI 02916	24	No
On the Go Laundromat	306 Broad Street Central Falls RI 02863	92	No
O'Neill Funeral Home	3102 Mendon Rd. Cumberland RI 02864	96	No
Original Pizza of Boston	13 Blackstone Valley Place Lincoln RI 02865	53	No
Orion Retail	270 Jenckes Hill Road Smithfield RI 02917	26	No
Osram Sylvania, Inc.	1193 Broad Street Central Falls RI 02863	27	Yes
P & G Bowling, Inc.	80 Newport Avenue East Providence, RI 02916	85	No
Packaging Concepts, Ltd.	15 Wellington Road Lincoln RI 02865	24	No
Packaging Graphics, LLC	60 Delta Drive Pawtucket RI 02860	24	No
Pamfilio's Italian Deli	1800 Mendon Road Cumberland RI 02864	85	No
Panaderia El Antojo, Inc.	494 Dexter Street Central Falls RI 02863	85	No
Papa Gino's #408	12 Narragansett Park Drive East Providence RI 02914	85	No
Papa Gino's-Lincoln Mall	403 Lincoln Mall Lincoln RI 02865	85	No
Parkway Apartments, L.P.	10 Office Parkway East Providence RI 02914	86	No
Patriot Textiles, Inc.	21 Sabin Street Pawtucket RI 02861	23	No
Paul G. Roque, DDS	642 Newport Avenue Pawtucket RI 02861	94	No
Paulo J. Darosa, D.D.S.	20 Mill Street - Suite 3 Cumberland RI 02864	94	No
Pawtucket China Inn	285 Main Street Pawtucket RI 02860	85	No
Pawtucket Country Club	900 Armistice Boulevard Pawtucket RI 02861	85	No

Bucklin Point
List of Permitted Users - 2013

Company Name	Facility Address	Category	Significant
Pawtucket House of Pizza	398 Smithfield Avenue Pawtucket RI 02860	85	No
Pawtucket Lion Pizza, Inc.	197 Mineral Spring Avenue Pawtucket RI 02860	85	No
Pawtucket Power Associates	181 Concord Street Pawtucket RI 02860	16	Yes
Pawtucket Red Sox Baseball Club	One Ben Mondor Way Pawtucket RI 02960	86	No
Pawtucket Skilled Nursing	70 Gill Avenue Pawtucket RI 02861	86	No
Pawtucket Soup Kitchen	195 Walcott Street Pawtucket RI 02860	85	No
Pawtucket Taco	7 Newport Avenue Pawtucket RI 02861	85	No
Pedro Teixeira, DDS	176 Newport Avenue Pawtucket RI 02861	94	No
Pepperoni's of Lincoln, LLC	618 George Washington Highway Lincoln RI 02865	85	No
Phantom farms	2920 Diamond Hill Road Cumberland RI 02864	85	No
Philip J. Calabro, D.M.D.	500 Newport Avenue Pawtucket RI 02861	94	No
Philopateert L.L.C.	881 Central Avenue Pawtucket RI 02861	85	No
Phoenix Converting Corporation	420 Walcott Street Pawtucket RI 02860	59	No
Piatek Machine Co., Inc.	25 Monticello Road Pawtucket RI 02861	42	No
Piezoni's	392 Cottage Street Pawtucket RI 02861	85	No
Pizza Man of Cumberland	87 Broad Street Cumberland RI 02864	85	No
Pizzaworks	590 Newport Avenue Pawtucket RI 02861	85	No
Pizzeria Romana	3 Wake Robin Road Lincoln RI 02865	85	No
Plouffe's Cup N Saucer	267 Main Street Pawtucket RI 02860	85	No
PMG Inc.	636 Central Avenue Pawtucket RI 02861	85	No
Podiatry Services Ltd.	10 Summer Street Pawtucket RI 02860	94	No
Poly/Sperse, Corp.	250 Narragansett Park Drive East Providence RI 02916	22	No
Poppy's Family Restaurant	3344 Mendon Road Cumberland RI 02864	85	No
Potter-Burns Elementary School	973 Newport Avenue Pawtucket RI 02861	86	No
Precision Dermatology	400 Highland Corporate Drive Cumberland RI 02864	14	Yes
Precision Harley - Davidson, Inc.	269 Armistice Boulevard Pawtucket RI 02860	97	No
Precision Polishing & Ornament	601 Mineral Spring Avenue Pawtucket RI 02860	42	No
Printmakers, Inc.	75 York Avenue Pawtucket RI 02860	93	No
Prothera Biologics	200 Massasoit Avenue East Providence RI 02914	95	No
Providence Braid Co., Inc.	358 Lowden Street Pawtucket RI 02860	44	No
Providence Fire Restoration	291 Kenyon Avenue Pawtucket RI 02861	99	No

Bucklin Point
List of Permitted Users - 2013

Company Name	Facility Address	Category	Significant
Providence Metallizing Company, Inc.	51 Fairlawn Avenue Pawtucket RI 02860-2591	11	Yes
Providence Wire Creations, Inc. (Pawt)	500 Narragansett Park Drive Pawtucket RI 02861	42	No
Putnam Holdings, Inc.	32 Wellington Road Lincoln RI 02865	41	No
Quality Rental	390 Walcott Street Pawtucket RI 02860	86	No
R.J.W. Enterprises Inc.	337 Armistice Blvd Pawtucket RI 02861	85	No
Raheb Restaurant, Inc.	535 Dexter Street Central Falls RI 02863	85	No
Rand Whitney Southeast Container, LLC	455 Narragansett Park Drive Pawtucket RI 02861-4321	24	No
Ray Plante & Sons, Inc.	1 Abbotts Crossing Road Coventry RI 02816	80	No
REIT Management & Research, LLC	701 George Washington Highway Lincoln RI 02865	53	No
Restaurante Serra Da Estrela	168 Broad Street Cumberland RI 02864	85	No
Rhode Island Novelty	5 Industrial Road Cumberland RI 02864	52	No
Rhode Island Septic Services	315 Nooseneck Hill Road Exeter RI 02822	80	No
Rhode Island Textile Company	211 Columbus Avenue Pawtucket RI 02861	23	No
Ribatejo	167 Benefit Street Pawtucket RI 02861	82	No
Richline Group, Inc.	2 Carol Drive Lincoln RI 02865	11	Yes
Richmond Motor Sales, Inc.	519 Pawtucket Avenue Pawtucket RI 02860	97	No
RIDCO Casting Co.	6 Beverage Hill Avenue Pawtucket RI 02860	21	No
Right Spot Diner	200 South Bend Street Pawtucket RI 02860	85	No
Riverside Diner	3 1/2 Exchange Street Pawtucket RI 02860	85	No
Riviera Inn	580 North Broadway East Providence RI 02914	85	No
Roast House Pub and Restaurant	176 Columbus Avenue Pawtucket RI 02860	85	No
Rose Sub LLC	622 George Washington Highway Lincoln RI 02865	85	No
Royal Cleaners, Inc.	639 Cottage Street Pawtucket RI 02861	92	No
Rumford Dental	20 Newman Avenue Rumford RI 02916	94	No
Russell S. Chin, DDS, Ltd.	1288 Newport Avenue Pawtucket RI 02861	94	No
S & J Entertainment Inc.	600 George Washington Highway Lincoln RI 02865	85	No
S.P. Donuts	2130 Mendon Road Cumberland RI 02864	85	No
Saki's Pizzeria and Grille	2275 Diamond Hill Road Cumberland RI 02864	85	No
Sarkis Hagopian Enterprises LLC	1525 Old Louisquisset Pike Lincoln RI 02865	85	No
Scetta Corporation	745 Mineral Spring Avenue Pawtucket RI 02860	85	No
Schofield Printing, Inc.	211 Weeden Street Pawtucket RI 02860	99	No

Bucklin Point
List of Permitted Users - 2013

Company Name	Facility Address	Category	Significant
Schofield Sanitation	4420 Diamond Hill Road Cumberland RI 02864	80	No
Scituate Cesspool, Inc.	26 Greenhill Road Johnston RI 02919	80	No
Senior Lifestyle Emerald Bay LP	10 Old Diamond Hill Road Cumberland RI 02864-4611	86	No
Seven Cray Street Realty Corp	7 Cray Street Cumberland RI 02864	85	No
Seven Stars Bakery - Newman Avenue	20 Newman Avenue Rumford RI 02916	85	No
Seven Stars Bakery - Pawtucket	1005 Main Street Pawtucket RI 02860	81	No
Sewrite Embroidery	30 Martin Street, Suite #2A1 Cumberland RI 02864	99	No
Shanna Country Kitchen	1517 Louisquisset Pike Lincoln RI 0865	85	No
Shaydan Inc.	266 Grand Avenue Pawtucket RI 02861	85	No
Shish Kabob	555 Smithfield Avenue Pawtucket RI 02860	85	No
Simmering Soup Kitchen, LLC	1800 Mendon Road Cumberland RI 02864	81	No
SP Donuts, Inc.	3450 Mendon Road Cumberland RI 02864	85	No
Sparky's Restaurant	548 Dexter Street Central Falls RI 02863	85	No
Spin City Cumberland, LLC	3400 Mendon Road Cumberland RI 02864	92	No
Spirit Recognition	639 Central Avenue Pawtucket RI 02861	99	No
Splash Snack Bar and Grill	546 Lonsdale Avenue Central Falls RI 02863	85	No
Spring House Chinese	178 Mineral Spring Avenue Pawtucket RI 02860	85	No
SRP Family Dental	642 Dexter Street Central Falls RI 02863	94	No
St. Raphael Academy - East Building	210 Walcott Street Pawtucket RI 02860	86	No
St. Raphael Academy - West Building	123 Walcott Street Pawtucket RI 02860	99	No
Stackbin Corporation	29 Powder Hill Road Lincoln RI 02865	11	Yes
Starbucks Restaurant-Lincoln Mall	622 George Washington Highway Lincoln RI 02865	85	No
Stop & Shop Supermarket #704	70 Mendon Road Cumberland RI 02864	82	No
Stop & Shop Supermarket #710	368 Cottage Street Pawtucket RI 02861	82	No
Stop & Shop Supermarket #712	622 George Washington Highway Lincoln RI 02865	82	No
Stuart Manufacturing, LLC	548 Roosevelt Avenue Central Falls RI 02863	49	No
Suburban Contract Cleaning	95 Webster Avenue Pawtucket RI 02861	99	No
Subway (North Broadway)	411 North Broadway Rumford RI 02916	85	No
Subway (Pawtucket Avenue)	614 Pawtucket Avenue Pawtucket RI 02860	85	No
Subway 95 Exit 30, LLC	355 Fountain Street Pawtucket RI 02860	85	No
Subway-Broad Street	310 Broad Street Central Falls RI 02863	85	No

Bucklin Point
List of Permitted Users - 2013

Company Name	Facility Address	Category	Significant
Suds Plus Car Wash	250 Newport Avenue Rumford RI 02916	97	No
Summit Manufacturing Corporation	248 Pine Street Pawtucket RI 02860	11	Yes
Sunoco, Inc. (R&M)	634 George Washington Highway Lincoln RI 02865	85	No
Sunshine Laundromat	192 Division Street Pawtucket RI 02860	92	No
Sunshine Market	181 Washington Street Central Falls RI 02863	81	No
Super Dragon	805 Broadway Pawtucket RI 02860	85	No
Swades, LLC	727 East Avenue Pawtucket RI 02860	85	No
Swan Cleaners	371 Benefit Street Pawtucket RI 02861	92	No
Sweetland Foods, Inc.	95 Belmont Street Pawtucket RI 02860	81	No
Taco Mix	723 Broad Street Central Falls RI 02863	85	No
Tanury Industries	6 New England Way Lincoln RI 02865	11	Yes
Tanury Industries PVD, Inc.	7 New England Way Lincoln RI 02865	11	Yes
Tanya Creations, Inc.	360 Narragansett Park Drive East Providence RI 02916	42	No
Taqueria Lupita	765 Dexter Street Central Falls RI 02863	85	No
Target Corporation - T2073	620 George Washington Highway Lincoln RI 02865	85	No
Tastex Corporation	467 - 469 Roosevelt Avenue Central Falls RI 02863	23	No
Team Cumberland	2000 Mendon Road Cumberland RI 02864	85	No
Tedor Pharma Inc.	400 Highland Corporate Drive Cumberland RI 02864	14	Yes
Teknicote, Inc. (Cumberland)	2 Titus Street Cumberland RI 02864	11	Yes
Teknor Apex - Mendon	90 Mendon Avenue Pawtucket RI 02861	37	No
Teknor Apex Co.	505 Central Avenue Pawtucket RI 02861	27	No
Texcel Industries, Inc.	18 Meeting Street Cumberland RI 02864	23	No
The Car Store, Inc.	1 Colfax Street Pawtucket RI 02860	97	No
The Children's Workshop	151 Hunt Street Central Falls RI 02863	86	No
The Evans Company, Inc.	33 Eastern Avenue East Providence RI 02914	21	No
The Family Dentist, Inc.	480 Broadway Pawtucket RI 02860	94	No
The French Tarte LLC	1005 Main Street, Suite 8226 Pawtucket RI 02860	81	No
The INSCO Group	17 Powder Hill Road Lincoln RI 02865	99	No
The Mansion, Inc.	104 Clay Street Central Falls RI 02863	86	No
The Met RI, LLC	1005 Main Street Pawtucket RI 02860-7802	85	No
The Newport Deck	562 Newport Avenue Pawtucket RI 02861	85	No

Bucklin Point
List of Permitted Users - 2013

Company Name	Facility Address	Category	Significant
The Rumford	446 North Broadway East Providence RI 02914	85	No
The Salvation Army	102 High Street Pawtucket RI 02860	85	No
The Stop & Shop Supermarket Co. LLC	1925 Pawtucket Avenue East Providence RI 02914	82	No
Thyssenkrupp Materials	279 Jenckes Hill Road Smithfield RI 02917	46	No
Tiffany and Company	300 Maple Ridge Drive Cumberland RI 02864	15	Yes
Tolo's Seafood and Chicken	205 Division Street Pawtucket RI 02860	85	No
Tommy's Lounge	99 India Street Pawtucket RI 02860	85	No
Tony's Pizza	435 Power Road Pawtucket RI 02860	85	No
Torre Corp.	3 Wake Robin Lane, Unit #1 Lincoln RI 02865	85	No
Torti Services	77 Tourtellot Hill Road Glocester RI 02814	80	No
Toti's Pizza Palace, Inc.	622 Central Avenue Pawtucket RI 02861	85	No
Tracey Gear Inc.	740 York Avenue Pawtucket, RI 02861	42	No
Triple P's	192 Columbus Avenue Pawtucket RI 02861	85	No
Truex, Inc.	300 Armistice Boulevard Pawtucket RI 02861	11	Yes
Uncle Tony's Pizza & Pasta	141 Newport Avenue East Providence RI 02916	85	No
Underground Hero's Inc.	80 A Newport Ave East Providence RI 02914	85	No
United Methodist Elder Care	30 Alexander Avenue East Providence RI 02914	86	No
United Skates of America	75 New Road East Providence RI 02914	85	No
University Oral & Maxil. - School Street	123 School Street Pawtucket RI 02860	94	No
V. George Rustigian Rugs, Inc	560 Mineral Spring Avenue BF 104-106 Pawtucket RI 02860	99	No
Verizon - BV	Allens Avenue Providence RI 02905	27	No
Village Pizza Inc.	650 Dexter Street Central Falls RI 02863	85	No
Village Restaurant, Inc.	200 Main Street Pawtucket RI 02860	85	No
Visual Creations, Inc.	500 Narragansett Park Drive Pawtucket RI 02861	52	No
Vital Diagnostics, Inc.	27 Wellington Road Lincoln RI 02865	22	Yes
Walter M. Dzialo, DDS	526 Newport Avenue Pawtucket RI 02861	94	No
Walter R. Shaghalian D.M.D.	1002 Pawtucket Avenue Rumford RI 02916	94	No
Walt's Roast Beef	283 Newport Avenue Pawtucket RI 02861	85	No
Wannamoisett Country Club	96 Hoyt Avenue Rumford RI 02916	86	No
Wardwell Braiding Machine Company	1211 High Street Central Falls RI 02863	26	No
Washing Well Laundromat	906 Main Street Pawtucket RI 02860	92	No

Bucklin Point
List of Permitted Users - 2013

Company Name	Facility Address	Category	Significant
Water Works Car Wash	930 Main Street Pawtucket RI 02860	97	No
Wendy's (Cottage Street)	368 Cottage Street Pawtucket RI 02861	85	No
Wendy's International, Inc. (Broad)	120 Broad Street Pawtucket RI 02860	85	No
Whistle Stop Restaurant & Ice Cream Shop	119 Main Street Albion RI 02802	85	No
Whittet-Higgins Company	33 Higginson Avenue Central Falls RI 02863	42	No
Wildflour Bakery Cafe + Juice Bar	727 East Avenue Pawtucket RI 02860	85	No
William B. Chan DMD	2359 Mendon Road Cumberland RI 02864	94	No
William Naughton, DDS	524 Central Avenue Pawtucket RI 02861	94	No
William W. Tripp Funeral Home, Inc.	1008 Newport Avenue Pawtucket RI 02861	96	No
Xelapan Bakery and Convenience	904 Lonsdale Avenue Central Falls RI 02863	81	No
Zaccagnini's Pastry Shoppe	546 Smithfield Avenue Pawtucket RI 02860	81	No
Zebra Technologies Corporation	One Albion Road, Suite 100 Lincoln RI 02865	42	No

ATTACHMENT VOLUME II

SECTION 2

***PERMIT ISSUANCE/REISSURANCE
ACTIVITIES***

***PERMIT ISSUANCE/REISSUANCE
ACTIVITIES***

FIELD'S POINT

Field's Point
Permit Issuance / Reissuance Activities - 2013

Company Name	Prior Permit	Permit	Issue Date	Effective Date	Expire Date
Cisco's Pizza	12/31/2012	P8500-030-1217	12/18/2012	1/1/2013	12/31/2017
Providence College - Raymond Hall	12/31/2012	P8600-394-1217	12/18/2012	1/1/2013	12/31/2017
R. E. Sturdy Company, Inc.	12/31/2012	P1106-349-1217	12/18/2012	1/1/2013	12/31/2017
D. Palmieri Bakery	12/31/2012	P8900-054-1217	12/21/2012	1/1/2013	12/31/2017
Ocean State Metals, Inc.	12/31/2012	P4600-048-1217	12/21/2012	1/1/2013	12/31/2017
Panaderia & Restaurante Centroamericano	12/31/2012	P8500-040-1217	12/21/2012	1/1/2013	12/31/2017
Popeye's Chicken and Biscuits	12/31/2012	P8500-035-1217	12/21/2012	1/1/2013	12/31/2017
Nara, LLC	12/31/2012	P8501-310-1217	12/28/2012	1/1/2013	12/31/2017
V.A. Medical Center	12/31/2012	P9004-087-1217	12/28/2012	1/1/2013	12/31/2017
Women and Infants-Kilguss Lab	12/31/2012	P9502-091-1217	12/28/2012	1/1/2013	12/31/2017
Brown University Center for Continuing E	No Previous Permit	P4012-069-1117	1/11/2013	1/11/2013	10/25/2013
Elmwood Health Center	No Previous Permit	P8600-405-1117	1/11/2013	1/11/2013	11/30/2017
Armstrong/Gladding. American Post. #69	1/31/2013	P8500-031-0118	1/18/2013	2/1/2013	1/31/2018
Broadway Bistro	1/31/2013	P8501-315-0118	1/18/2013	2/1/2013	1/31/2018
Dunkin Donuts - Atwells Avenue	1/31/2013	P8500-050-0118	1/18/2013	2/1/2013	1/31/2018
Figidini Wood Fire Eatery, LLC	No Previous Permit	P8500-053-1117	1/18/2013	1/18/2013	11/30/2017
Providence College-St. Aquinas Priory	1/31/2013	P8600-395-0118	1/18/2013	2/1/2013	1/31/2018
RISD - Mason (CIT) Building	1/31/2013	P9902-071-0118	1/18/2013	2/1/2013	1/31/2018
Shell Oil Products Company	1/31/2013	P9702-163-0118	1/18/2013	2/1/2013	1/31/2018
Skarr	No Previous Permit	P8500-054-1217	1/18/2013	1/18/2013	12/31/2018
National Amusements, Inc.	1/21/2013	P9900-073-1017	1/22/2013	1/22/2013	10/31/2017
Butler Hospital	1/31/2013	P9002-088-0118	1/25/2013	2/1/2013	1/31/2018
Ethan Zamp & Co. Ltd.	1/31/2013	P8501-313-0118	1/25/2013	2/1/2013	1/31/2018
Galvanique (Johnston)	1/31/2013	P4100-092-0118	1/25/2013	2/1/2013	1/31/2018
Ideal Plating & Polishing Co., Inc.	1/31/2013	P1106-348-0118	1/25/2013	2/1/2013	1/31/2018
Prov. College-Peterson Recreation Center	1/31/2013	P8900-053-0118	1/25/2013	2/1/2013	1/31/2018
RISD - 15 Westminster Street	1/31/2013	P8600-398-0118	1/25/2013	2/1/2013	1/31/2018
Rhode Island Hospital	1/31/2013	P9002-089-0118	1/25/2013	2/1/2013	1/31/2018
Caffe' Dolce Vita	No Previous Permit	P8501-319-1217	2/1/2013	2/1/2013	12/31/2017
Cibao Supermarket	No Previous Permit	P8202-087-0917	2/1/2013	2/1/2013	9/30/2017
J. Joy's Sugar Shack	No Previous Permit	P8102-150-1217	2/1/2013	2/1/2013	12/31/2017
Walt's Roast Beef- North Providence	No Previous Permit	P8501-320-1217	2/1/2013	2/1/2013	12/31/2017
Being Sisyphus, Inc.	No Previous Permit	P8500-049-1217	2/8/2013	2/8/2013	12/31/2017
Hasbro	No Previous Permit	P8602-411-1217	2/8/2013	2/8/2013	12/31/2017
Lola's Cantina LLC	No Previous Permit	P8502-466-1217	2/8/2013	2/8/2013	12/31/2017
Morgan Health Center	2/8/2013	P8600-415-0417	2/8/2013	2/8/2013	4/30/2017
Quality Seafood	No Previous Permit	P8102-149-1217	2/8/2013	2/8/2013	12/31/2017
Zumstein Family Dentistry	No Previous Permit	P9400-325-1217	2/8/2013	2/8/2013	12/31/2017
Bob's Riccotti's Sandwich Shop	2/28/2013	P8500-036-0218	2/15/2013	3/1/2013	2/28/2018
Lanni Restaurant Group, LLC	2/28/2013	P8501-311-0218	2/15/2013	3/1/2013	2/28/2018
Mi Guatemala Restaurant	2/28/2013	P8502-458-0218	2/15/2013	3/1/2013	2/28/2018
Paul's Dry Cleaning Services, Inc.	2/28/2013	P9200-281-0218	2/15/2013	3/1/2013	2/28/2018
Phoenix Dragon Restaurant	2/28/2013	P8501-316-0218	2/15/2013	3/1/2013	2/28/2018
144 Benefit Street Associates	2/28/2013	P8600-401-0218	2/19/2013	3/1/2013	2/28/2018
Bob & Timmy's Grilled Pizza	2/28/2013	P8500-055-0218	2/19/2013	3/1/2013	2/28/2018
HNR, LLC	2/28/2013	P8501-314-0218	2/19/2013	3/1/2013	2/28/2018
Markos Automotive	2/28/2013	P9702-165-0218	2/19/2013	3/1/2013	2/28/2018
Tool Craft Inc. / Ru-Mart Inc.	2/28/2013	P4100-093-0218	2/19/2013	3/1/2013	2/28/2018
Atamian Manufacturing Corp.	2/28/2013	P2102-141-0218	2/22/2013	3/1/2013	2/28/2018
Champagne & Light DMDs	2/22/2013	P9400-323-1117	2/22/2013	2/22/2013	11/30/2017
Guido Murphy, Inc.	2/28/2013	P8502-461-0218	2/22/2013	3/1/2013	2/28/2018
Kirks Folly	2/28/2013	P1112-232-0218	2/22/2013	3/1/2013	2/28/2018
Narr. Electric (Allens Ave.)	2/28/2013	P4400-050-0218	2/22/2013	3/1/2013	2/28/2018
Volpe Tailoring & Cleaning	2/28/2013	P9200-285-0218	2/22/2013	3/1/2013	2/28/2018
Berkshire Place Ltd.	2/28/2013	P8600-403-0218	2/26/2013	3/1/2013	2/28/2018
Ciao Italia Bakery, Inc.	2/28/2013	P8102-145-0218	2/26/2013	3/1/2013	2/28/2018
Moody Machine Products, Inc.	2/28/2013	P2102-142-0218	2/26/2013	3/1/2013	2/28/2018
Prosthodontics	2/28/2013	P9400-321-0218	2/26/2013	3/1/2013	2/28/2018
Sala Cruz	2/28/2013	P8502-468-0218	2/26/2013	3/1/2013	2/28/2018
Theresa Creations, Inc.	2/28/2013	P4200-147-0218	2/26/2013	3/1/2013	2/28/2018
Hope Street Pizza	2/28/2013	P8500-049-0318	2/27/2013	3/1/2013	3/31/2018

Field's Point
Permit Issuance / Reissuance Activities - 2013

Company Name	Prior Permit	Permit	Issue Date	Effective Date	Expire Date
Barbara's Catering	No Previous Permit	P8500-053-0118	3/5/2013	3/5/2013	1/31/2018
R.I. Hospital - Coro Building	No Previous Permit	P9500-095-0118	3/5/2013	3/5/2013	1/31/2018
La Rubia Cafeteria	No Previous Permit	P8500-056-0118	3/8/2013	3/8/2013	1/31/2018
Putnam Street Laundromat Inc.	No Previous Permit	P9200-289-0118	3/8/2013	3/8/2013	1/31/2018
Rosco Manufacturing, LLC	No Previous Permit	P4200-149-0118	3/8/2013	3/8/2013	1/31/2018
Periodontics, Inc.	3/11/2013	P9400-322-0615	3/12/2013	3/12/2013	6/30/2015
Providence River Animal Hospital	3/12/2013	P9900-075-0615	3/12/2013	3/12/2013	6/30/2015
DiFruscia Industries, Inc.	3/31/2013	P1106-350-0318	3/15/2013	4/1/2013	3/31/2018
Ellie's Bakery	No Previous Permit	P8500-058-0118	3/15/2013	3/15/2013	1/31/2018
Providence College-Service Building	3/31/2013	P9900-072-0318	3/15/2013	4/1/2013	3/31/2018
Amerada Hess	3/31/2013	P8500-047-0318	3/19/2013	4/1/2013	3/31/2018
Burger King - # 1989	3/31/2013	P8502-454-0318	3/19/2013	4/1/2013	3/31/2018
Haruki East Ltd.	3/31/2013	P8502-459-0318	3/19/2013	4/1/2013	3/31/2018
Proprint Incorporated	3/31/2013	P9302-118-0318	3/19/2013	4/1/2013	3/31/2018
Providence Prime	3/31/2013	P8501-318-0318	3/19/2013	4/1/2013	3/31/2018
Rainbow Cleaners, Inc.	3/31/2013	P9200-284-0318	3/19/2013	4/1/2013	3/31/2018
Big Ricks Subs and Wieners	No Previous Permit	P8500-059-0218	3/22/2013	3/22/2013	2/28/2018
Crumbs Bake Shop	No Previous Permit	P8500-060-0218	3/22/2013	3/22/2013	2/28/2018
JRB Associates Inc.	3/21/2013	P1112-233-0316	3/22/2013	3/22/2013	3/31/2016
Amenities Deli	No Previous Permit	P8500-068-0218	3/26/2013	3/26/2013	2/28/2018
Andrea's Restaurant	3/31/2013	P8500-046-0318	3/26/2013	4/1/2013	3/31/2018
Antojitos Quetzal, Inc.	3/26/2013	P8500-048-0218	3/26/2013	3/26/2013	2/28/2018
Burger King - # 2421	3/31/2013	P8502-456-0318	3/26/2013	4/1/2013	3/31/2018
Burger King - #3406	3/31/2013	P8502-455-0318	3/26/2013	4/1/2013	3/31/2018
Capriccio's Restaurant	3/31/2013	P8502-453-0318	3/26/2013	4/1/2013	3/31/2018
Coffee King, Inc.	No Previous Permit	P8500-063-0218	3/26/2013	3/26/2013	2/28/2018
East Coast Pizza	No Previous Permit	P8500-064-0218	3/26/2013	3/26/2013	2/28/2018
J.T.O. AAMCO, Inc.	No Previous Permit	P4200-150-0218	3/26/2013	3/26/2013	2/28/2018
MCM Technologies	No Previous Permit	P2402-068-0118	3/26/2013	3/26/2013	1/31/2018
Nathalie Enterprise, LLC	No Previous Permit	P8500-065-0218	3/26/2013	3/26/2013	2/28/2018
7-Eleven Inc. (Atwells)	3/31/2013	P8500-057-0318	3/29/2013	4/1/2013	3/31/2018
Charlesgate Nursing Center	3/31/2013	P8600-404-0318	3/29/2013	4/1/2013	3/31/2018
Cherry Hill Manor	3/31/2013	P8600-413-0318	3/29/2013	4/1/2013	3/31/2018
Eastern Screw Company	3/31/2013	P2604-029-0318	3/29/2013	4/1/2013	3/31/2018
Lima Elementary School	3/31/2013	P8600-425-0318	3/29/2013	4/1/2013	3/31/2018
Oasis Market	3/31/2013	P8501-321-0318	3/29/2013	4/1/2013	3/31/2018
Pollo Campero	No Previous Permit	P8502-470-0218	3/29/2013	3/29/2013	2/28/2018
RI Dept Health, Div. of Labs & Med. Exam	3/31/2013	P9500-094-0318	3/29/2013	4/1/2013	3/31/2018
Reyes Food Market	3/31/2013	P8204-090-0318	3/29/2013	4/1/2013	3/31/2018
DiGregorio, Inc	No Previous Permit	P4012-070-0218	4/1/2013	4/1/2013	2/28/2018
Armando and Sons # 2 Inc.	No Previous Permit	P8202-091-0318	4/2/2013	4/2/2013	3/31/2018
La Mocana Cafeteria Restaurant Corp.	No Previous Permit	P8500-070-0218	4/2/2013	4/2/2013	2/28/2018
Providence Parks Department	No Previous Permit	P8500-055-0318	4/2/2013	4/2/2013	3/31/2018
Renaissance Providence	No Previous Permit	P8600-422-0118	4/5/2013	4/5/2013	1/31/2018
Sophia Laundromat Inc.	No Previous Permit	P9200-293-0218	4/5/2013	4/5/2013	2/28/2018
Sangtong, LLC	No Previous Permit	P8500-072-0318	4/12/2013	4/12/2013	3/31/2018
Gano Holdings, LLC	4/30/2013	P8600-412-0418	4/16/2013	5/1/2013	4/30/2018
Jains's Laundry, Inc.	4/30/2013	P9200-286-0418	4/16/2013	5/1/2013	4/30/2018
The Original Italian Bakery, Inc.	4/30/2013	P8102-147-0418	4/16/2013	5/1/2013	4/30/2018
Venda Ravioli - Royal Little Drive	4/30/2013	P8102-146-0418	4/16/2013	5/1/2013	4/30/2018
Virginia & Spanish Peanut Co.	4/30/2013	P8102-148-0418	4/16/2013	5/1/2013	5/14/2013
Lucky Kitchen	No Previous Permit	P8500-077-0318	4/19/2013	4/19/2013	3/31/2018
Omni Providence Hotel	No Previous Permit	P8600-428-0318	4/19/2013	4/19/2013	3/31/2018
P & D Incorporated	No Previous Permit	P8500-074-0318	4/19/2013	4/19/2013	3/31/2018
St. Joseph Hospital (Providence)	4/18/2013	P9002-092-0515	4/19/2013	4/19/2013	5/31/2015
Aro-Sac, Inc.	4/30/2013	P4200-146-0418	4/23/2013	5/1/2013	4/30/2018
Jamel MEP, LLC	4/30/2013	P8500-052-0418	4/23/2013	5/1/2013	4/30/2018
Maya Bakery	4/30/2013	P8102-151-0418	4/23/2013	5/1/2013	4/30/2018
North Providence High School	4/30/2013	P8600-414-0418	4/23/2013	5/1/2013	4/30/2018
RAA, Inc.	4/30/2013	P8502-465-0418	4/23/2013	5/1/2013	4/30/2018
Troy, LLC	No Previous Permit	P8500-071-0318	4/23/2013	4/23/2013	3/31/2018

Field's Point
Permit Issuance / Reissuance Activities - 2013

Company Name	Prior Permit	Permit	Issue Date	Effective Date	Expire Date
Aznet LLC	4/30/2013	P9200-290-0418	4/26/2013	5/1/2013	4/30/2018
Panaderia El Quetzal, Inc.	4/30/2013	P8102-152-0418	4/26/2013	5/1/2013	4/30/2018
Prov. Journal Co. - Production Facility	4/30/2013	P2406-069-0418	4/26/2013	5/1/2013	4/30/2018
RISD - Central Power Plant	4/30/2013	P5200-071-0418	4/26/2013	5/1/2013	4/30/2018
Steere House Nursing Center	4/30/2013	P8600-426-0418	4/26/2013	5/1/2013	4/30/2018
383 Corp.	No Previous Permit	P8500-080-0418	5/3/2013	5/3/2013	4/30/2018
Ciara Restaurant and Lounge, Inc.	No Previous Permit	P8501-323-0418	5/3/2013	5/3/2013	4/30/2018
Item Holding LLC	5/2/2013	P4901-005-0318	5/3/2013	5/3/2013	3/31/2018
St. Joseph Hospital (Fatima)	5/2/2013	P9002-091-1014	5/3/2013	5/3/2013	10/31/2014
Summit R.I. SNF LLC	No Previous Permit	P8600-429-0318	5/3/2013	5/3/2013	3/31/2018
Easy Entertaining, Inc.	No Previous Permit	P8501-325-0418	5/14/2013	5/14/2013	5/31/2013
UCAP	No Previous Permit	P8600-433-0418	5/14/2013	5/14/2013	4/30/2018
Andrade Cranston Donuts	5/31/2013	P8500-052-0518	5/17/2013	6/1/2013	5/31/2018
Brown University - Faculty Club	5/31/2013	P8502-462-0518	5/17/2013	6/1/2013	5/31/2018
RCJ Inc.	5/31/2013	P8502-464-0518	5/17/2013	6/1/2013	5/31/2018
RISD - Design Center	5/31/2013	P9302-117-0518	5/17/2013	6/1/2013	5/31/2018
The Genesis Center	5/31/2013	P8600-406-0518	5/17/2013	6/1/2013	5/31/2018
A. Harrison & Company, Inc.	5/31/2013	P2202-042-0518	5/21/2013	6/1/2013	5/31/2018
Ira Green, Inc.	5/31/2013	P1112-231-0518	5/21/2013	6/1/2013	5/31/2018
RISD - East Hall	5/31/2013	P8600-407-0518	5/21/2013	6/1/2013	5/31/2018
RISD - South Hall	5/31/2013	P8600-408-0518	5/21/2013	6/1/2013	5/31/2018
RISD-What Cheer Garage	5/31/2013	P8400-031-0518	5/21/2013	6/1/2013	5/31/2018
Wash Haven	5/31/2013	P9200-288-0518	5/21/2013	6/1/2013	5/31/2018
AS220	5/31/2013	P9902-074-0518	5/24/2013	6/1/2013	5/31/2018
Bannister House Inc.	5/31/2013	P8600-424-0518	5/24/2013	6/1/2013	5/31/2018
Bayal Restaurant Inc.	No Previous Permit	P8501-324-0418	5/24/2013	5/24/2013	4/30/2018
Bonanza Acquisition, LLC	5/31/2013	P3704-043-0518	5/24/2013	6/1/2013	5/31/2018
Brown University-Andrews Hall	No Previous Permit	P8600-432-0418	5/24/2013	5/24/2013	4/30/2018
Coletta's Collision Center	5/30/2013	P9702-168-0518	5/24/2013	6/1/2013	5/31/2018
D'Vine on the Hill	No Previous Permit	P8500-081-0418	5/24/2013	5/24/2013	4/30/2018
Doctor Suds	No Previous Permit	P9702-170-0418	5/24/2013	5/24/2013	4/30/2018
Famiglia e Amici Inc.	5/31/2013	P8502-472-0518	5/24/2013	6/1/2013	5/31/2018
Fellini Pizzeria	5/31/2013	P8500-062-0518	5/24/2013	6/1/2013	5/31/2018
Gourmet Heaven - Meeting	No Previous Permit	P8202-089-0318	5/24/2013	5/24/2013	3/31/2018
J & W-Chestnuts	5/31/2013	P8502-469-0518	5/24/2013	6/1/2013	5/31/2018
Kami Cakes	No Previous Permit	P8102-154-0418	5/24/2013	5/24/2013	4/30/2018
La Lin Enterprises, Inc.	5/31/2013	P9200-287-0518	5/24/2013	6/1/2013	5/31/2018
Miriam Hospital	5/31/2013	P9002-090-0518	5/24/2013	6/1/2013	5/31/2018
Nick's Auto Body, Inc.	5/31/2013	P9702-166-0518	5/24/2013	6/1/2013	5/31/2018
RISD - Homer Hall	5/31/2013	P8600-409-0518	5/24/2013	6/1/2013	5/31/2018
RISD - Nickerson Hall	5/31/2013	P8600-410-0518	5/24/2013	6/1/2013	5/31/2018
Shaw's Supermarket Store #7443	5/23/2013	P8204-092-0418	5/24/2013	5/24/2013	4/30/2018
Tomato City Pizza	5/31/2013	P8500-075-0518	5/24/2013	6/1/2013	5/31/2018
Mazey's Restaurant - Smith	7/31/2012	P8501-307-0717	5/31/2013	5/31/2013	7/31/2017
Dolce Gelateria Inc.	No Previous Permit	P8500-082-0418	6/7/2013	6/7/2013	4/30/2018
Emmily's Family Style Restaurant & Grill	No Previous Permit	P8501-326-0418	6/7/2013	6/7/2013	4/30/2018
RJC Enterprises, LLC	No Previous Permit	P8500-014-0417	6/8/2013	6/8/2013	11/13/2013
Borrelli's Bakery - Mineral Spring	No Previous Permit	P8500-090-0518	6/14/2013	6/14/2013	5/31/2018
Certified Disaster Restoration	No Previous Permit	P9900-077-0518	6/14/2013	6/14/2013	5/31/2018
Pinkberry	No Previous Permit	P8500-091-0518	6/14/2013	6/14/2013	5/31/2018
The Soapbox LLC	No Previous Permit	P9200-294-0418	6/14/2013	6/14/2013	4/30/2018
Brown University-Lyman Hall	6/30/2013	P8600-418-0618	6/18/2013	7/1/2013	6/30/2018
Brown University-Manning Building	6/30/2013	P8600-419-0618	6/18/2013	7/1/2013	6/30/2018
Eastside Marketplace	6/30/2013	P8202-088-0618	6/18/2013	7/1/2013	6/30/2018
Simplex Engine & Machine, Inc.	6/30/2013	P4200-148-0618	6/18/2013	7/1/2013	6/30/2018
Brown University - Carr House	6/30/2013	P8600-420-0618	6/21/2013	7/1/2013	6/30/2018
Brown University-Horace Mann	6/30/2013	P8600-416-0618	6/21/2013	7/1/2013	6/30/2018
FI Managment, LLC	6/30/2013	P9200-291-0618	6/21/2013	7/1/2013	6/30/2018
I. Broomfield & Son, Inc.	6/30/2013	P4100-094-0618	6/21/2013	7/1/2013	6/30/2018
John Rocchio Corp. (303.07C South)	No Previous Permit	P4012-071-0518	6/21/2013	6/21/2013	5/31/2018
Johnston Pizza House	6/30/2013	P8500-050-0618	6/21/2013	7/1/2013	6/30/2018

Field's Point
Permit Issuance / Reissuance Activities - 2013

Company Name	Prior Permit	Permit	Issue Date	Effective Date	Expire Date
Nimol's Asian Cuisine	No Previous Permit	P8500-092-0518	6/21/2013	6/21/2013	1/16/2014
Carrie's Restaurant, Inc.	6/30/2013	P8502-467-0618	6/25/2013	7/1/2013	6/30/2018
Ferguson Perforating Company	6/30/2013	P4200-151-0618	6/25/2013	7/1/2013	6/30/2018
Manton Donuts, Inc.	6/30/2013	P8500-054-0618	6/25/2013	7/1/2013	6/30/2018
Tercat Tool & Die Company, Inc.	6/30/2013	P4600-049-0618	6/25/2013	7/1/2013	6/30/2018
Blue Cross-Blue Shield	6/30/2013	P8600-431-0618	6/28/2013	7/1/2013	6/30/2018
Brown University - Rhode Island Hall	6/30/2013	P8600-437-0618	6/28/2013	7/1/2013	6/30/2018
Brown University - W. Duncan Macmillan	6/30/2013	P9500-093-0618	6/28/2013	7/1/2013	6/30/2018
Brown University-Hope College	6/30/2013	P8600-417-0618	6/28/2013	7/1/2013	6/30/2018
Brown University-Hunter Lab	6/30/2013	P9500-092-0618	6/28/2013	7/1/2013	6/30/2018
Laundry World	6/30/2013	P9200-292-0618	6/28/2013	7/1/2013	6/30/2018
NGC INC.	6/30/2013	P8104-153-0618	6/28/2013	7/1/2013	6/30/2018
RISD - Washington Building	6/30/2013	P9900-076-0618	6/28/2013	7/1/2013	6/30/2018
Reservoir Avenue School	6/30/2013	P8600-430-0618	6/28/2013	7/1/2013	6/30/2018
Denise M. Shapiro, D.D.S., M.A.	7/2/2013	P9400-327-0614	7/2/2013	7/2/2013	6/30/2014
McNeil's Tavern	No Previous Permit	P8500-087-0418	7/2/2013	7/2/2013	4/30/2018
PJ's Pub of Johnston LLC	No Previous Permit	P8502-478-0518	7/2/2013	7/2/2013	5/31/2018
FC Biltmore Hotel Management	No Previous Permit	P8600-439-0518	7/5/2013	7/5/2013	5/31/2018
Sedna Seafoods, LLC	No Previous Permit	P8102-157-0518	7/5/2013	7/5/2013	5/31/2018
Khoo Kitchen	No Previous Permit	P8502-475-0418	7/12/2013	7/12/2013	4/30/2018
Dunkin Donut - Branch Avenue	7/31/2013	P8500-061-0718	7/16/2013	8/1/2013	7/31/2018
LaSalle Academy	7/31/2013	P8600-423-0718	7/16/2013	8/1/2013	7/31/2018
Pranzi Catering	7/31/2013	P8500-051-0718	7/16/2013	8/1/2013	7/31/2018
Providence Career & Technical Academy	No Previous Permit	P8602-436-0618	7/16/2013	7/16/2013	6/30/2018
The Providence Center	7/31/2013	P8600-434-0718	7/16/2013	8/1/2013	7/31/2018
Tommy's Pizza, Inc.	7/31/2013	P8500-073-0718	7/16/2013	8/1/2013	7/31/2018
Kitchenbar Restaurant	No Previous Permit	P8500-093-0518	7/19/2013	7/19/2013	5/31/2018
RIBC Properties, LLC	No Previous Permit	P9500-097-0618	7/19/2013	7/19/2013	6/30/2018
Rhode Island Recycled Metals, LLC.	No Previous Permit	P4200-152-0618	7/19/2013	7/19/2013	6/30/2018
Lee's Manufacturing	7/31/2013	P4302-060-0718	7/23/2013	8/1/2013	12/12/2013
VB Pizza, LLC	7/31/2013	P8500-066-0718	7/23/2013	8/1/2013	7/31/2018
B.J. Clanton Complex	7/31/2013	P8600-438-0718	7/26/2013	8/1/2013	7/31/2018
Josef Creations	7/31/2013	P4300-061-0718	7/26/2013	8/1/2013	9/9/2013
Samuel Sinclair Dental Center	7/31/2013	P9400-326-0718	7/26/2013	8/1/2013	7/31/2018
Scopa, LLC	7/31/2013	P8502-473-0718	7/26/2013	8/1/2013	7/31/2018
Yacht Club Beverages	7/31/2013	P8900-055-0718	7/26/2013	8/1/2013	7/31/2018
J & W - Xavier Mercy Hall	No Previous Permit	P8600-443-0618	7/30/2013	7/30/2013	6/30/2018
J & W-Snowden Hall	7/29/2013	P8600-442-0618	7/30/2013	7/30/2013	6/30/2018
Achievement First	No Previous Permit	P8600-444-0618	8/6/2013	8/6/2013	6/30/2018
Nickel Corporation	No Previous Permit	P8500-099-0718	8/6/2013	8/6/2013	7/31/2018
The Grande, LLC	No Previous Permit	P8500-097-0618	8/6/2013	8/6/2013	6/30/2018
Dental Associates of RI	No Previous Permit	P9400-328-0718	8/9/2013	8/9/2013	7/31/2018
AG&G Incorporated	8/31/2013	P1106-352-0818	8/16/2013	9/1/2013	8/31/2018
Palmieri's Bakery	8/31/2013	P8500-089-0818	8/16/2013	9/1/2013	8/31/2018
Andrea's Restaurant	8/31/2013	P8501-327-0818	8/20/2013	9/1/2013	8/31/2018
Hope Street KFC Inc.	8/31/2013	P8502-476-0818	8/20/2013	9/1/2013	8/31/2018
Noble House	8/31/2013	P8500-069-0818	8/20/2013	9/1/2013	8/31/2018
Princess Enterprises II, Inc.	8/31/2013	P8500-067-0818	8/20/2013	9/1/2013	8/31/2018
Bethany Home of Rhode Island	8/31/2013	P8600-427-0818	8/23/2013	9/1/2013	8/31/2018
Blue Elephant Restaurant, Inc.	8/31/2013	P8501-322-0818	8/23/2013	9/1/2013	8/31/2018
Dunkin Donuts - Plainfield Street	8/31/2013	P8500-078-0818	8/23/2013	9/1/2013	8/31/2018
Herff Jones, Inc.	8/31/2013	P1106-351-0818	8/23/2013	9/1/2013	8/31/2018
Ming River Chinese Restaurant	8/31/2013	P8500-076-0818	8/23/2013	9/1/2013	8/31/2018
Motiva Enterprises, LLC	8/31/2013	P3702-044-0818	8/23/2013	9/1/2013	8/31/2018
Pepper Dining, Inc.	8/31/2013	P8502-474-0818	8/23/2013	9/1/2013	8/31/2018
Sun-Brite Laundromat	8/31/2013	P9200-295-0818	8/23/2013	9/1/2013	8/31/2018
Treeppl, LLC	No Previous Permit	P8501-329-0718	8/23/2013	8/23/2013	7/31/2018
J & W - Athletics Practice Facility	No Previous Permit	P8500-101-0718	8/27/2013	8/27/2013	7/31/2018
Rhode Island Convention Center	8/31/2013	P8602-445-0818	8/27/2013	9/1/2013	8/31/2018
WVCB	No Previous Permit	P4100-095-0718	8/27/2013	8/27/2013	7/31/2018
Mazey's Restaurant - Charles	7/31/2012	P8500-028-0717	9/6/2013	9/6/2013	7/31/2017

Field's Point
Permit Issuance / Reissuance Activities - 2013

Company Name	Prior Permit	Permit	Issue Date	Effective Date	Expire Date
McDonalds - Branch Avenue	No Previous Permit	P8502-483-0718	9/6/2013	9/6/2013	7/31/2008
Fruitzy	No Previous Permit	P8500-102-0818	9/10/2013	9/10/2013	8/31/2018
Courtesy Cleaners, Inc.	9/30/2013	P9200-296-0918	9/17/2013	10/1/2013	9/30/2018
J.F. Skeffington Funeral Home	9/30/2013	P9600-099-0918	9/17/2013	10/1/2013	9/30/2018
Subway (Westminster Street)	9/30/2013	P8500-079-0918	9/17/2013	10/1/2013	9/30/2018
Baffoni's Poultry Farm	9/30/2013	P8102-156-0918	9/20/2013	10/1/2013	9/30/2018
Geneva Diner	9/30/2013	P8500-083-0918	9/20/2013	10/1/2013	9/30/2018
Greco Brothers Inc.	9/30/2013	P2704-090-0918	9/20/2013	10/1/2013	9/30/2018
Regency Plaza - West Building #2	9/30/2013	P8600-446-0918	9/20/2013	10/1/2013	9/30/2018
Rogue Island Group LLC	No Previous Permit	P8501-330-0818	9/20/2013	9/20/2013	8/31/2018
Something Different	9/30/2013	P8102-158-0918	9/20/2013	10/1/2013	9/30/2018
Veggie Fun	No Previous Permit	P8500-103-0818	9/20/2013	9/20/2013	8/31/2018
Firehouse No. 13, LLC	9/30/2013	P8502-477-0918	9/24/2013	10/1/2013	9/30/2018
PRI I	9/30/2013	P8500-094-0918	9/24/2013	10/1/2013	9/30/2018
PRI I, LP	9/30/2013	P8600-440-0918	9/24/2013	10/1/2013	9/30/2018
The Pizza Gourmet	9/30/2013	P8500-088-0918	9/24/2013	10/1/2013	9/30/2018
Christian Brothers LLC	9/30/2013	P8600-435-0918	9/27/2013	10/1/2013	9/30/2018
Freeway Car Wash	9/30/2013	P9702-171-0918	9/27/2013	10/1/2013	9/30/2018
Moses Brown School	9/30/2013	P8602-441-0918	9/27/2013	10/1/2013	9/30/2018
Providence Public Safety Complex	9/30/2008	P8602-448-0918	9/27/2013	10/1/2013	9/30/2013
Spirito's Restaurant	No Previous Permit	P8502-484-0818	9/27/2013	9/27/2013	8/31/2018
Regency Plaza - East Building #3	9/30/2013	P8600-447-0918	9/30/2013	10/1/2013	9/30/2018
A Duie Pyle, Inc.	No Previous Permit	P3702-045-0918	10/1/2013	10/1/2013	9/30/2018
AREE, LLC	No Previous Permit	P8501-333-0918	10/11/2013	10/11/2013	9/30/2018
DJM Wholesale	No Previous Permit	P8102-160-0918	10/11/2013	10/11/2013	10/31/2013
Foremost Baking Company	No Previous Permit	P8102-159-0918	10/11/2013	10/11/2013	9/30/2018
Pine Street Ale House, LLC	No Previous Permit	P8502-485-0918	10/11/2013	10/11/2013	9/30/2018
The ROI	No Previous Permit	P8501-332-0918	10/11/2013	10/11/2013	9/30/2018
Finest Car Wash	10/31/2013	P9702-169-1018	10/15/2013	11/1/2013	10/31/2018
Spectrum Coatings Lab. Inc.	10/31/2013	P4600-050-1018	10/15/2013	11/1/2013	10/31/2018
Stop & Shop Supermarket #703	10/31/2013	P8204-093-1018	10/15/2013	11/1/2013	10/31/2018
Hometown Pizza and Subs	10/31/2013	P8500-100-1018	10/18/2013	11/1/2013	10/31/2018
Nathan Bishop Middle School	No Previous Permit	P8600-499-0818	10/18/2013	10/18/2013	8/31/2018
Providence Specialty Products	10/31/2013	P3404-003-1018	10/18/2013	11/1/2013	10/31/2018
R.I. Hospital - Hasbro Childrens	10/31/2013	P9001-093-1018	10/18/2013	11/1/2013	10/31/2018
Providence College - Hunt-Cavanagh	10/31/2013	P9302-119-1018	10/22/2013	11/1/2013	10/31/2018
West Side Diner	No Previous Permit	P8501-334-0918	10/22/2013	10/22/2013	9/30/2018
Atwood Car Wash	10/31/2013	P9702-175-1018	10/25/2013	11/1/2013	10/31/2018
Minetin Frozen Yogurt	No Previous Permit	P8500-098-0918	10/25/2013	10/25/2013	9/30/2018
Precision Industries, Inc.	10/31/2013	P4100-096-1018	10/25/2013	11/1/2013	10/31/2018
Tri-Jay Company	10/31/2013	P1112-234-1018	10/25/2013	11/1/2013	10/31/2018
Underground Billiards, LLC	No Previous Permit	P8500-106-0918	10/25/2013	10/25/2013	9/30/2018
Killingly Express Wash, LLC	No Previous Permit	P9702-167-0218	10/29/2013	10/29/2013	2/28/2018
180 GCMB LLC	No Previous Permit	P8600-451-0918	11/1/2013	11/1/2013	9/30/2018
Ballard Mack Sales and Service of RI	No Previous Permit	P3702-046-0918	11/1/2013	11/1/2013	9/30/2018
Sugar Coated Heaven	9/30/2013	P8500-111-0918	11/7/2013	11/7/2013	9/30/2018
Get The Funk Out Laundry & Dry Cleaning	No Previous Permit	P9200-298-0918	11/8/2013	11/8/2013	9/30/2018
New Harvest Coffee	No Previous Permit	P8500-109-0918	11/8/2013	11/8/2013	9/30/2018
Calf Donuts Inc.	11/30/2008	P8500-095-1118	11/15/2013	12/1/2013	11/29/2013
FedEx Ground Package System, Inc.	No Previous Permit	P3702-048-1018	11/15/2013	11/15/2013	10/1/2018
Providence College - Schneider Arena	11/30/2013	P8902-056-1118	11/15/2013	12/1/2013	11/30/2018
RISD - Winston Clock Tower	11/30/2013	P5300-025-1118	11/15/2013	12/1/2013	11/30/2018
Jozon Enterprises, Inc.	11/30/2013	P8500-084-1118	11/19/2013	12/1/2013	11/30/2018
Monarch Metal Finishing Co., Inc.	No Previous Permit	P1106-353-0818	11/19/2013	11/19/2013	8/31/2018
Old Canteen Restaurant	11/30/2013	P8501-328-1118	11/19/2013	12/1/2013	11/30/2018
Rhode Island Blood Center	11/30/2013	P9500-096-1118	11/19/2013	12/1/2013	11/30/2018
SAC Inc.	11/30/2013	P8502-480-1118	11/19/2013	12/1/2013	11/30/2018
The Corporate Cafe'	11/30/2013	P8500-085-1118	11/19/2013	12/1/2013	11/30/2018
Trinity Management Co., LLC	11/30/2013	P8502-479-1118	11/19/2013	12/1/2013	11/30/2018
800 Allens Restaurant LLC	No Previous Permit	P8502-489-1018	11/22/2013	11/22/2013	10/31/2018
A & F Foods, LLC	No Previous Permit	P8500-117-1018	11/22/2013	11/22/2013	10/31/2018

**Field's Point
Permit Issuance / Reissuance Activities - 2013**

Company Name	Prior Permit	Permit	Issue Date	Effective Date	Expire Date
Aiwa, Inc.	No Previous Permit	P8502-490-1018	11/22/2013	11/22/2013	10/31/2018
Enterprise Rent-A-Car of R.I. (NP)	No Previous Permit	P3702-047-0918	11/22/2013	11/22/2013	9/30/2018
Martinelli Brothers LLC	No Previous Permit	P8102-161-1018	11/22/2013	11/22/2013	10/31/2018
Ogies Trailer Park LLC	No Previous Permit	P8501-336-1018	11/22/2013	11/22/2013	11/22/2013
Providence Grille Inc.	No Previous Permit	P8500-113-1018	11/22/2013	11/22/2013	10/31/2018
Four Season's Restaurant	11/30/2013	P8502-491-1118	11/26/2013	12/1/2013	11/30/2018
East Side Cottage, LLC	No Previous Permit	P8500-118-1018	12/6/2013	12/6/2013	10/31/2018
J & W - Renaissance Hall	No Previous Permit	P8600-452-1018	12/6/2013	12/6/2013	10/31/2018
Lucky Station BBQ Restaurant	No Previous Permit	P8500-121-1118	12/10/2013	12/1/2013	11/30/2018
Alloy Holdings, LLC	No Previous Permit	P4302-063-1118	12/13/2013	12/13/2013	11/30/2018
The Birch Group, LLC	No Previous Permit	P8501-337-1018	12/13/2013	12/13/2013	10/31/2018
Pranzi Catering	No Previous Permit	P8500-126-1118	12/17/2013	12/17/2013	11/30/2018
Dr. Larry Levin	12/31/2013	P9400-329-1218	12/17/2013	1/1/2014	12/31/2018
Gothic Pewter LLC	12/31/2013	P4300-062-1218	12/17/2013	1/1/2014	12/31/2018
Ken Wok	12/31/2013	P8501-331-1218	12/17/2013	1/1/2014	12/31/2018
Quality Spraying Technologies	12/31/2013	P2702-091-1218	12/17/2013	1/1/2014	12/31/2018
Jacky's Galaxie Restaurant	12/31/2013	P8502-481-1218	12/20/2013	1/1/2014	12/31/2018
Pristine Laundromat	12/31/2013	P9200-297-1218	12/20/2013	1/1/2014	12/31/2018
RJ Franco Inc.	12/31/2013	P8500-120-1218	12/20/2013	1/1/2014	12/31/2018
Reali's Fine Italian Cuisine	12/31/2013	P8500-108-1218	12/20/2013	1/1/2014	12/31/2018
Swash Express Auto Wash	12/31/2013	P9702-172-1218	12/20/2013	1/1/2014	12/31/2018

***PERMIT ISSUANCE/REISSUANCE
ACTIVITIES***

BUCKLIN POINT

Bucklin Point
Permit Issuance / Reissuance Activities - 2013

Company Name	Prior Permit	Permit	Issue Date	Effective Date	Expire Date
Blackstone Donuts	12/31/2012	B8502-217-1217	12/18/2012	1/1/2013	12/31/2017
Gripnail Corporation	12/31/2012	B4200-093-1217	12/18/2012	1/1/2013	12/31/2017
P & G Bowling, Inc.	12/31/2012	B8500-549-1217	12/18/2012	1/1/2013	12/31/2017
Amica Mutual Insurance Co.-100	12/31/2012	B8602-111-1217	12/21/2012	1/1/2013	12/31/2017
Celtic Pub, Inc.	12/31/2012	B8501-131-1217	12/21/2012	1/1/2013	12/31/2017
El Paisa Restaurant, Inc.	12/31/2012	B8502-218-1217	12/21/2012	1/1/2013	12/31/2017
Frank Lizotte's Glass Co., Inc.	12/31/2012	B4200-095-1217	12/21/2012	1/1/2013	12/31/2017
Coin-OP	12/31/2012	B9200-123-1217	12/28/2012	1/1/2013	12/31/2017
Filibuster Club	12/31/2012	B8502-223-1217	12/28/2012	1/1/2013	12/31/2017
George's Neighborhood Grill	12/31/2012	B8501-132-1217	12/28/2012	1/1/2013	12/31/2017
100 Chambers Street Operations, LLC	No Previous Permit	B8600-116-1117	1/11/2013	1/11/2013	11/30/2017
J and K Restaurant	No Previous Permit	B8500-561-1017	1/11/2013	1/11/2013	10/31/2017
Darlington Mortuary of L. Heroux & Son,	No Previous Permit	B9600-047-1217	1/18/2013	1/18/2013	12/31/2017
Great Taste	1/31/2013	B8500-554-0118	1/18/2013	2/1/2013	1/31/2018
Lonsdale Donuts	1/31/2013	B8500-555-0118	1/18/2013	2/1/2013	1/31/2018
Parkway Apartments, L.P.	1/31/2013	B8600-107-0118	1/18/2013	2/1/2013	1/31/2018
Richmond Motor Sales, Inc.	No Previous Permit	B9702-064-1117	1/18/2013	1/18/2013	11/30/2017
Kindred Transitional Care and Rehab	1/31/2013	B8600-113-0118	1/25/2013	2/1/2013	1/31/2018
Spin City Cumberland, LLC	1/31/2013	B9200-124-0118	1/25/2013	2/1/2013	1/31/2018
Bucci's Cafe' LLC	1/31/2013	B8500-563-0118	1/29/2013	2/1/2013	7/18/2013
Impact Custom Apparel, LLC	No Previous Permit	B9902-052-1117	2/1/2013	2/1/2013	11/30/2017
Lincoln Manufacturing, Inc.	No Previous Permit	B2202-020-1217	2/8/2013	2/8/2013	12/31/2017
Teknicote, Inc. (Cumberland)	2/8/2013	B1106-069-1217	2/8/2013	2/8/2013	12/31/2017
Lindsay Ciombor Brislin, DMD	No Previous Permit	B9402-122-1217	2/15/2013	2/15/2013	12/31/2017
Restaurante Serra Da Estrela	2/28/2013	B8501-133-0218	2/15/2013	3/1/2013	2/28/2018
Buffalo Lincoln Associates, LLC	2/28/2013	B8600-114-0218	2/19/2013	3/1/2013	2/28/2018
Everybody's Favorite Family Restaurant	2/28/2013	B8500-553-0218	2/19/2013	3/1/2013	2/28/2018
Johnston Donuts, Inc.	2/28/2013	B8500-566-0218	2/19/2013	3/1/2013	2/28/2018
Tanury Industries	2/28/2013	B1112-083-0218	2/19/2013	3/1/2013	2/28/2018
Dave's Marketplace	2/28/2013	B8202-056-0218	2/22/2013	3/1/2013	2/28/2018
Nuts 'N More	No Previous Permit	B8102-064-1217	2/22/2013	2/22/2013	12/31/2017
Packaging Concepts, Ltd.	2/28/2013	B2402-049-0218	2/22/2013	3/1/2013	2/28/2018
City of Pawtucket - Public Works	2/28/2013	B3704-013-0218	2/26/2013	3/1/2013	2/28/2018
Excellent Coffee Company	2/28/2013	B8900-008-0218	2/26/2013	3/1/2013	2/28/2018
Olly's Pizza	2/28/2013	B8500-562-0218	2/26/2013	3/1/2013	2/28/2018
America's Best Value Inn	3/31/2013	B8600-112-0318	3/15/2013	4/1/2013	3/31/2018
House of Pizza	3/31/2013	B8500-564-0318	3/15/2013	4/1/2013	3/31/2018
Main Street Market, Inc.	3/31/2013	B8202-055-0318	3/19/2013	4/1/2013	3/31/2018
Providence Braid Co., Inc.	3/31/2013	B4400-018-0318	3/19/2013	4/1/2013	3/31/2018
New England Catering Service, LLC	No Previous Permit	B8500-563-0218	3/22/2013	3/22/2013	2/28/2018
Clockwork's Deli	No Previous Permit	B8500-568-0218	3/26/2013	3/26/2013	2/28/2018
Enrico Caruso Society	3/31/2013	B8500-560-0318	3/26/2013	4/1/2013	3/31/2018
Farm Fresh RI	No Previous Permit	B8500-570-0218	3/26/2013	3/26/2013	2/28/2018
Froyo World Lincoln	No Previous Permit	B8500-569-0218	3/26/2013	3/26/2013	2/28/2018
Greek Oven Pizza and Wings	No Previous Permit	B8500-567-0218	3/26/2013	3/26/2013	1/6/2014
The Car Store, Inc.	3/31/2013	B9702-063-0318	3/26/2013	4/1/2013	3/31/2018
Fallon Memorial Elementary School	No Previous Permit	B8600-118-0118	3/29/2013	3/29/2013	1/31/2018
Murray's Pub	3/31/2013	B8501-134-0318	3/29/2013	4/1/2013	3/31/2018
Community Ctr Grupo Amigos Da Terceira	4/30/2013	B8502-226-0418	4/16/2013	5/1/2013	4/30/2018
Hope Buffinton Packaging Group, LLC	4/30/2013	B5900-017-0418	4/16/2013	5/1/2013	4/30/2018
Jose' Chardiet Studio	4/30/2013	B4300-012-0418	4/16/2013	5/1/2013	4/30/2018
Memorial Hospital of RI	4/18/2013	B9002-007-0218	4/19/2013	4/19/2013	2/28/2018
Blackstone Dental	4/30/2013	B9400-123-0418	4/23/2013	5/1/2013	4/30/2018
General Cable Industries, LLC	4/30/2013	B2706-072-0418	4/26/2013	5/1/2013	4/30/2018
Philopateert L.L.C.	4/30/2013	B8500-565-0418	4/26/2013	5/1/2013	4/30/2018
The Children's Workshop	4/30/2013	B8600-115-0418	4/26/2013	5/1/2013	4/30/2018
Tiffany and Company	4/30/2013	B1506-016-0418	4/26/2013	5/1/2013	4/30/2018
Harris Industries, Inc.	5/31/2013	B4200-096-0518	5/17/2013	6/1/2013	5/31/2018
Jan Co. Central	5/31/2013	B8502-234-0518	5/17/2013	6/1/2013	5/31/2018
Jan Co. Central, Inc.	5/31/2013	B8502-228-0518	5/17/2013	6/1/2013	5/31/2018
Lane Foods, Inc.	5/31/2013	B8502-224-0518	5/17/2013	6/1/2013	5/31/2018

Bucklin Point
Permit Issuance / Reissuance Activities - 2013

McDonald's - Armistice Blvd.	5/31/2013	B8502-227-0518	5/17/2013	6/1/2013	5/31/2018
Pawtucket China Inn	5/31/2013	B8502-229-0518	5/17/2013	6/1/2013	5/31/2018
Burger King - Cedar Avenue	5/31/2013	B8502-225-0518	5/21/2013	6/1/2013	5/31/2018
Apna Bazar	No Previous Permit	B8500-577-0418	5/24/2013	5/24/2013	4/30/2018
Blackstone Market	No Previous Permit	B8102-065-0418	5/24/2013	5/24/2013	4/30/2018
Cafe Sowa	No Previous Permit	B8500-575-0418	5/24/2013	5/24/2013	4/30/2018
El Sembrador Restaurant	No Previous Permit	B8500-574-0418	5/24/2013	5/24/2013	4/30/2018
Honey Dew Donuts	5/24/2013	B8502-233-0417	5/24/2013	5/24/2013	4/30/2017
InCytu, Incorporated	No Previous Permit	B9500-022-0418	5/24/2013	5/24/2013	4/30/2018
Industrial Container Services - RI, LLC	No Previous Permit	B4402-019-0418	5/24/2013	5/24/2013	4/30/2018
Riverside Diner	5/31/2013	B8500-571-0518	5/24/2013	6/1/2013	5/31/2018
EDC Holding, LLC	4/4/2013	B8502-235-0418	6/11/2013	6/11/2013	4/30/2018
Creative Stone Countertops Inc.	No Previous Permit	B4200-098-0418	6/14/2013	6/14/2013	4/30/2018
Cityline Laundry	6/30/2013	B9200-125-0618	6/18/2013	7/1/2013	6/30/2018
Multi-Wall Packaging a Division of ITW	6/30/2013	B4200-097-0618	6/18/2013	7/1/2013	6/30/2018
Rand Whitney Southeast Container, LLC	6/30/2013	B2404-051-0618	6/18/2013	7/1/2013	6/30/2018
Prothera Biologics	No Previous Permit	B9500-023-0518	6/21/2013	6/21/2013	5/31/2018
D.J. Providence Co., LLC	6/30/2013	B8502-230-0618	6/25/2013	7/1/2013	6/30/2018
Darlene Group	6/30/2013	B1106-070-0618	6/25/2013	7/1/2013	6/30/2018
HM Vincent, DMD, LLC	6/30/2013	B9400-124-0618	6/25/2013	7/1/2013	6/30/2018
Simmering Soup Kitchen, LLC	No Previous Permit	B8102-066-0418	7/2/2013	7/2/2013	4/30/2013
Subway 95 Exit 30, LLC	7/31/2013	B8500-564-0718	7/16/2013	8/1/2013	7/31/2018
Erick Market & More Inc.	No Previous Permit	B8102-067-0518	7/19/2013	7/19/2013	5/31/2018
Suds Plus Car Wash	No Previous Permit	B9702-067-0518	7/19/2013	7/19/2013	5/31/2018
Avenue N American Kitchen	No Previous Permit	B8500-579-0618	7/23/2013	7/23/2013	6/30/2018
Dialysis Center of Pawtucket	7/31/2013	B9500-021-0718	7/23/2013	8/1/2013	7/31/2018
Jacky's Galaxie Restaurant, Inc.	7/31/2013	B8502-231-0718	7/23/2013	8/1/2013	7/31/2018
Stuart Manufacturing, LLC	7/31/2013	B4901-003-0718	7/23/2013	8/1/2013	7/31/2018
Ink Solution	7/25/2013	B9902-053-0618	7/26/2013	7/26/2013	6/30/2018
Pamfilio's Italian Deli	No Previous Permit	B8500-580-0618	7/26/2013	7/26/2013	6/30/2018
Pawtucket Power Associates	7/25/2013	B1604-007-0417	7/26/2013	7/26/2013	4/30/2017
International Meat Market	No Previous Permit	B8102-068-0618	8/2/2013	8/2/2013	6/30/2018
KD Coney	No Previous Permit	B8500-581-0618	8/2/2013	8/2/2013	6/30/2018
Eaton Aerospace	No Previous Permit	B1104-023-0718	8/16/2013	8/16/2013	11/7/2013
Golden Palace	8/31/2013	B8500-572-0818	8/16/2013	9/1/2013	8/30/2018
Bawa & Gill	8/31/2013	B9200-126-0818	8/20/2013	9/1/2013	8/31/2018
Hord Crystal Corporation	8/31/2013	B1106-071-0818	8/20/2013	9/1/2013	8/31/2018
Imperial Packaging Corporation	No Previous Permit	B4902-004-0718	8/20/2013	8/20/2013	7/31/2018
Michael Healy Designs, Inc.	8/31/2013	B2702-073-0818	8/20/2013	9/1/2013	8/31/2018
Newport Division Donuts, Inc.	8/31/2013	B8500-566-0818	8/20/2013	9/1/2013	8/31/2018
United Methodist Elder Care	8/31/2013	B8600-119-0818	8/20/2013	9/1/2013	8/31/2018
Martin Bakers, LLC	8/31/2013	B8500-562-0818	8/23/2013	9/1/2013	8/31/2018
Shish Kabob	8/31/2013	B8500-565-0818	8/23/2013	9/1/2013	8/31/2018
Jerry's Friendly Tap LLC	No Previous Permit	B8500-584-0718	8/27/2013	8/27/2013	7/31/2018
Pepperoni's of Lincoln, LLC	No Previous Permit	B8500-583-0718	8/27/2013	8/27/2013	7/31/2018
Patriot Textiles, Inc.	No Previous Permit	B2302-080-0718	9/6/2013	9/6/2013	7/31/2018
REIT Management & Research, LLC	No Previous Permit	B5300-032-0718	9/10/2013	9/10/2013	7/31/2018
The Rumford	No Previous Permit	B8501-135-0818	9/10/2013	9/10/2013	8/31/2018
Bucket Brewery	No Previous Permit	B8902-010-0818	9/13/2013	9/13/2013	8/31/2018
NECVW, Inc.	9/30/2013	B9702-065-0918	9/17/2013	10/1/2013	9/30/2018
Newport 223 Donuts, Inc.	9/30/2013	B8500-576-0918	9/17/2013	10/1/2013	9/30/2018
Shaydan Inc.	9/30/2013	B8500-573-0918	9/17/2013	10/1/2013	9/30/2018
Garvin Memorial Elementary	9/30/2013	B8600-121-0918	9/20/2013	10/1/2013	9/30/2018
Lindbergh Auto Body, Inc.	9/30/2013	B9702-066-0918	9/24/2013	10/1/2013	9/30/2018
Neurotech Pharmaceuticals, Inc.	9/30/2013	B9500-020-0918	9/24/2013	10/1/2013	9/30/2018
Summit Manufacturing Corporation	9/30/2013	B1112-085-0918	9/24/2013	10/1/2013	9/30/2018
ACS Industries, Inc.	10/31/2013	B4200-099-1018	10/18/2013	11/1/2013	10/31/2018
Armando & Sons Meat Market	10/31/2013	B8202-057-1018	10/18/2013	11/1/2013	10/31/2018
J's Deli	10/31/2013	B8502-237-1018	10/18/2013	11/1/2013	10/31/2018
Wannamoissett Country Club	10/31/2013	B8600-120-1018	10/22/2013	11/1/2013	10/31/2018
Dominican Restaurant	10/31/2013	B8500-588-1018	10/25/2013	11/1/2013	10/31/2018
Team Cumberland	No Previous Permit	B8502-232-0418	10/29/2013	10/29/2013	4/30/2018

Bucklin Point
Permit Issuance / Reissuance Activities - 2013

Putnam Holdings, Inc.	No Previous Permit	B4100-021-0918	11/1/2013	11/1/2013	9/30/2018
Angelica Textile Service	11/30/2013	B2506-012-1118	11/15/2013	12/1/2013	11/30/2018
Carelo's Pizzeria	No Previous Permit	B8500-586-1118	11/15/2013	12/1/2013	11/1/2013
Starbucks Restaurant-Lincoln Mall	11/30/2013	B8500-578-1118	11/15/2013	12/1/2013	11/30/2018
Crugnale Bakery	11/30/2013	B8500-582-1118	11/19/2013	12/1/2013	11/30/2018
Enterprise Rent-A-Car of R.I. (Broadway)	No Previous Permit	B3702-014-1018	11/22/2013	11/22/2013	10/31/2018
Fujifilm Electronic Materials USA, Inc.	11/21/2013	B5900-018-0918	11/22/2013	11/22/2013	9/30/2018
Clube Social Portuguese, Inc.	11/30/2013	B8502-239-1118	11/26/2013	12/1/2013	11/30/2018
S.P. Donuts	No Previous Permit	B8500-591-1018	12/6/2013	12/6/2013	10/31/2018
AJNS LLC	No Previous Permit	B8502-240-1118	12/17/2013	12/17/2013	11/30/2018
McDonald's-Mineral Spring Ave.	12/31/2013	B8502-236-1218	12/17/2013	1/1/2014	12/31/2018
Swan Cleaners	12/31/2013	B9200-127-1218	12/17/2013	1/1/2014	12/31/2018
Blackstone Valley Assisted Living	12/31/2013	B8600-122-1218	12/20/2013	1/1/2014	12/31/2018

ATTACHMENT VOLUME II

SECTION 3

USER INSPECTION HISTORY

USER INSPECTION HISTORY

FIELD'S POINT

**Field's Point
Inspection History - 2013**

Company	Category	Engineer Assigned	Significant	Inspected By	Date	Inspection Type
1029 Charles Street	78	Nathan Dean	No	Brian E. Steere	3/12/2013	Industrial Area
1029 Charles Street	78	Nathan Dean	No	Nathan Arruda	3/12/2013	Industrial Area
130 Westminster Street, Assoc LLC	60	Nathan Arruda	No	Nathan Arruda	9/13/2013	Initial Inspection
1302 Marketplace	82	Nathan Arruda	No	Nathan Arruda	6/19/2013	Follow Up
141 Westminster Corporation	85	Brian E. Steere	No	Brian E. Steere	8/1/2013	Follow Up
166 Valley Street Complexes	78	Nathan Dean	No	Amanda Kezirian	4/8/2013	Industrial Area
166 Valley Street Complexes	78	Nathan Dean	No	Ian E. Jardin	4/8/2013	Industrial Area
180 GCMB LLC	74	Brian E. Steere	No	Brian E. Steere	8/6/2013	Initial Inspection
244 Wickenden, Inc.	85	Travis Costa	No	Travis Costa	7/30/2013	Follow Up
285-375 Valley Street / Crawford Seed	78	Nathan Dean	No	Ian E. Jardin	4/23/2013	Industrial Area
285-375 Valley Street / Crawford Seed	78	Nathan Dean	No	Kyle C. Gannon	4/23/2013	Industrial Area
295 LLC	71	Kyle C. Gannon	No	Kyle C. Gannon	11/29/2013	Follow Up
350 Kinsley Avenue	78	Nathan Dean	No	Darren Dolbashian	2/7/2013	Industrial Area
350 Kinsley Avenue	78	Nathan Dean	No	Nathan P. Daggett	2/7/2013	Industrial Area
383 Corp.	85	Nathan Arruda	No	Nathan Arruda	3/20/2013	Initial Inspection
383 Corporation - First Floor	85	Ryan T. Grasso	No	Darren Dolbashian	1/17/2013	Follow Up
383 Corporation - Second Floor	85	Ryan T. Grasso	No	Darren Dolbashian	1/17/2013	Follow Up
383 Corporation - Third Floor	85	Ryan T. Grasso	No	Darren Dolbashian	1/17/2013	Follow Up
39 Manton Avenue	78	Nathan Dean	No	Kyle C. Gannon	3/12/2013	Industrial Area
39 Manton Avenue	78	Nathan Dean	No	Nathan P. Daggett	3/12/2013	Industrial Area
69 Empire Corporation	85	Brian E. Steere	No	Brian E. Steere	8/1/2013	Follow Up
78 Dorrance Corporation	85	Brian E. Steere	No	Brian E. Steere	8/1/2013	Follow Up
7-Eleven (Johnston)	85	Kyle C. Gannon	No	Kyle C. Gannon	10/17/2013	Follow Up
7-Eleven Inc. (Broad Street)	85	Jared Urban	No	Jared Urban	11/20/2013	Follow Up
800 Allens Restaurant LLC	85	Brian E. Steere	No	Brian E. Steere	10/28/2013	Initial Inspection
A & F Foods, LLC	85	Kyle C. Gannon	No	Kyle C. Gannon	11/26/2013	Initial Inspection
A & F Plating Company	11	Nathan P. Daggett	Yes	Nathan P. Daggett	12/10/2013	Annual
A & F Plating Company	11	Nathan P. Daggett	Yes	SYSTEM	11/21/2013	Sample
A & F Plating Company	11	Nathan P. Daggett	Yes	Nathan P. Daggett	11/18/2013	Follow Up
A & F Plating Company	11	Nathan P. Daggett	Yes	Nathan P. Daggett	6/17/2013	Follow Up
A & F Plating Company	11	Nathan P. Daggett	Yes	Nathan P. Daggett	4/17/2013	Follow Up
A & F Plating Company	11	Nathan P. Daggett	Yes	SYSTEM	2/28/2013	Sample
A & H Manufacturing Company	24	Kyle C. Gannon	No	Kyle C. Gannon	12/19/2013	Follow Up
A & H Manufacturing Company	24	Kyle C. Gannon	No	Kyle C. Gannon	6/20/2013	Follow Up
A & N Jewelry Co., Inc.	72	Nathan P. Daggett	No	Nathan P. Daggett	7/16/2013	Follow Up
A & N Jewelry Co., Inc.	72	Nathan P. Daggett	No	Nathan P. Daggett	6/6/2013	Follow Up
A Duie Pyle, Inc.	37	Nathan P. Daggett	No	Nathan P. Daggett	10/2/2013	Initial Inspection
A Perfect Print	24	Nathan P. Daggett	No	Nathan P. Daggett	11/4/2013	Follow Up
A Perfect Print	24	Nathan P. Daggett	No	Nathan P. Daggett	5/30/2013	Follow Up
A Stone Greenlawn, LLC	42	Ian E. Jardin	No	Ian E. Jardin	12/2/2013	Follow Up
A Stone Greenlawn, LLC	42	Ian E. Jardin	No	Ian E. Jardin	6/17/2013	Follow Up
A. Harrison & Company, Inc.	22	Kyle C. Gannon	Yes	Kyle C. Gannon	12/4/2013	Follow Up
A. Harrison & Company, Inc.	22	Kyle C. Gannon	Yes	Kyle C. Gannon	10/8/2013	Annual
A. Harrison & Company, Inc.	22	Kyle C. Gannon	Yes	SYSTEM	8/22/2013	Sample
A. Harrison & Company, Inc.	22	Kyle C. Gannon	Yes	Kyle C. Gannon	6/6/2013	Follow Up
A. Harrison & Company, Inc.	22	Kyle C. Gannon	Yes	Kyle C. Gannon	4/3/2013	Follow Up
A. Harrison & Company, Inc.	22	Kyle C. Gannon	Yes	Kyle C. Gannon	3/11/2013	Sample
AAA - Warehouse & Fleet Operations	37	Nathan P. Daggett	No	Nathan P. Daggett	11/7/2013	Follow Up
AAA - Warehouse & Fleet Operations	37	Nathan P. Daggett	No	Nathan P. Daggett	4/30/2013	Follow Up
Abyssinia Restaurant, LLC	85	Nathan Arruda	No	Nathan Arruda	3/7/2013	Follow Up
Abyssinia Restaurant, LLC	85	Nathan Arruda	No	Nathan Arruda	2/28/2013	Follow Up
Achievement First	86	Ryan T. Grasso	No	Darren Dolbashian	7/11/2013	Initial Inspection
ACME Tackle Company	21	Abigail Bernier	No	Abigail Bernier	12/19/2013	Follow Up
ACME Tackle Company	21	Abigail Bernier	No	Abigail Bernier	8/29/2013	Follow Up
ACME Tackle Company	21	Abigail Bernier	No	Abigail Bernier	6/20/2013	Follow Up
Admiral Packaging	42	Jared Urban	No	Jared Urban	12/17/2013	Follow Up
Admiral Packaging	42	Jared Urban	No	Jared Urban	10/31/2013	Follow Up
Admiral Packaging	42	Jared Urban	No	Nathan Arruda	10/31/2013	Follow Up
Admiral Suds Laundry	92	Ryan T. Grasso	No	Darren Dolbashian	4/23/2013	Follow Up
AG&G Incorporated	11	Ian E. Jardin	Yes	Ian E. Jardin	12/2/2013	Follow Up
AG&G Incorporated	11	Ian E. Jardin	Yes	SYSTEM	10/23/2013	Sample
AG&G Incorporated	11	Ian E. Jardin	Yes	Ian E. Jardin	6/25/2013	Follow Up
AG&G Incorporated	11	Ian E. Jardin	Yes	Ian E. Jardin	4/24/2013	Annual
AG&G Incorporated	11	Ian E. Jardin	Yes	SYSTEM	3/11/2013	Sample
Aiwa, Inc.	85	Brian E. Steere	No	Brian E. Steere	11/29/2013	Initial Inspection
Aiwa, Inc.	85	Brian E. Steere	No	Brian E. Steere	10/23/2013	Meeting
Alberto K. Corporation	85	Brian E. Steere	No	Brian E. Steere	9/27/2013	Follow Up
Al-Jac Produce	81	Kyle C. Gannon	No	Kyle C. Gannon	10/28/2013	Follow Up
Al-Jac Produce	81	Kyle C. Gannon	No	SYSTEM	7/11/2013	Sample

**Field's Point
Inspection History - 2013**

Company	Category	Engineer Assigned	Significant	Inspected By	Date	Inspection Type
Al-Jac Produce	81	Kyle C. Gannon	No	SYSTEM	3/6/2013	Sample
Alloy Holdings, LLC	43	Ian E. Jardin	Yes	Ian E. Jardin	12/18/2013	Annual
Alloy Holdings, LLC	43	Ian E. Jardin	Yes	SYSTEM	12/17/2013	Sample
Alloy Holdings, LLC	43	Ian E. Jardin	Yes	SYSTEM	12/16/2013	Sample
Alpine Auto Body, Inc.	97	Travis Costa	No	Travis Costa	7/18/2013	Follow Up
Aluminum & Copper Recycling, Inc.	42	Nathan P. Daggett	No	Nathan P. Daggett	12/17/2013	Follow Up
Aluminum & Copper Recycling, Inc.	42	Nathan P. Daggett	No	Nathan P. Daggett	6/26/2013	Follow Up
Alviti Link-All, Inc.	42	Travis Costa	No	Travis Costa	12/10/2013	Follow Up
Alviti Link-All, Inc.	42	Travis Costa	No	Travis Costa	9/20/2013	Follow Up
Alviti Link-All, Inc.	42	Travis Costa	No	Travis Costa	6/13/2013	Follow Up
Alviti Link-All, Inc.	42	Travis Costa	No	Travis Costa	3/21/2013	Follow Up
Amerada Hess	85	Nathan Arruda	No	Nathan Arruda	4/26/2013	Follow Up
Amerada Hess (Smithfield Avenue)	85	Nathan Arruda	No	Nathan Arruda	3/20/2013	Initial Inspection
Americana Expo Center, LLC	85	Kyle C. Gannon	No	Kyle C. Gannon	5/17/2013	Follow Up
Americana Expo Center, LLC	85	Kyle C. Gannon	No	Kyle C. Gannon	4/10/2013	Initial Inspection
Amos House	85	Jared Urban	No	Amanda Kezirian	4/25/2013	Follow Up
Andino's Restaurant	85	Brian E. Steere	No	Brian E. Steere	9/27/2013	Follow Up
Angell Street Dental Associate	94	Kyle C. Gannon	No	Kyle C. Gannon	2/19/2013	Follow Up
Anjon Inc.	85	Jared Urban	No	Amanda Kezirian	4/19/2013	Follow Up
Annex Plating	41	Kyle C. Gannon	No	Kyle C. Gannon	12/4/2013	Follow Up
Annex Plating	41	Kyle C. Gannon	No	Kyle C. Gannon	6/10/2013	Follow Up
Antojitos Quetzal, Inc.	85	Jared Urban	No	Amanda Kezirian	1/15/2013	Follow Up
Antonelli Poultry	81	Kyle C. Gannon	No	Kyle C. Gannon	9/11/2013	Follow Up
Apac Tool, Inc.	46	Kyle C. Gannon	No	Kyle C. Gannon	12/4/2013	Follow Up
Apac Tool, Inc.	46	Kyle C. Gannon	No	Kyle C. Gannon	6/6/2013	Follow Up
Apex Plating Company, Inc.	41	Ian E. Jardin	No	Ian E. Jardin	12/12/2013	Follow Up
Apex Plating Company, Inc.	41	Ian E. Jardin	No	Ian E. Jardin	6/20/2013	Follow Up
Apsara Palace	85	Brian E. Steere	No	Brian E. Steere	12/16/2013	Follow Up
Apsara Palace	85	Brian E. Steere	No	Brian E. Steere	8/8/2013	Follow Up
Apsara Palace	85	Brian E. Steere	No	Brian E. Steere	3/14/2013	Follow Up
Archangel Michael Inc.	85	Nathan Arruda	No	Nathan Arruda	8/2/2013	Follow Up
Arden Jewelry Mfg, Co.	42	Ian E. Jardin	No	Ian E. Jardin	12/2/2013	Follow Up
Arden Jewelry Mfg, Co.	42	Ian E. Jardin	No	Ian E. Jardin	6/5/2013	Follow Up
AREE, LLC	85	Brian E. Steere	No	Brian E. Steere	9/13/2013	Initial Inspection
Armando and Sons # 2 Inc.	82	Nathan Arruda	No	Nathan Arruda	9/19/2013	Follow Up
Armando and Sons # 2 Inc.	82	Nathan Arruda	No	Nathan Arruda	1/7/2013	Initial Inspection
Armbrust International, Ltd.	11	Ian E. Jardin	Yes	SYSTEM	12/17/2013	Sample
Armbrust International, Ltd.	11	Ian E. Jardin	Yes	Ian E. Jardin	12/11/2013	Follow Up
Armbrust International, Ltd.	11	Ian E. Jardin	Yes	Ian E. Jardin	8/28/2013	Annual
Armbrust International, Ltd.	11	Ian E. Jardin	Yes	SYSTEM	6/26/2013	Sample
Armbrust International, Ltd.	11	Ian E. Jardin	Yes	Ian E. Jardin	6/11/2013	Follow Up
Armbrust International, Ltd.	11	Ian E. Jardin	Yes	SYSTEM	2/20/2013	Sample
Aro-Sac, Inc.	42	Kyle C. Gannon	No	Kyle C. Gannon	12/4/2013	Follow Up
Aro-Sac, Inc.	42	Kyle C. Gannon	No	Kyle C. Gannon	6/10/2013	Follow Up
Art by Cindy Robinson	60	Ian E. Jardin	No	Ian E. Jardin	5/3/2013	Initial Inspection
Artspot Cafe	74	Nathan Arruda	No	Brian E. Steere	11/4/2013	Meeting
AS220	99	Brian E. Steere	No	Brian E. Steere	12/19/2013	Follow Up
AS220 - Print Shop	24	Brian E. Steere	No	Brian E. Steere	12/19/2013	Follow Up
AS220 - Print Shop	24	Brian E. Steere	No	Brian E. Steere	6/27/2013	Follow Up
Asian Palace, LLC	85	Jared Urban	No	Amanda Kezirian	4/22/2013	Follow Up
Asian Star Market, Inc.	81	Ryan T. Grasso	No	Darren Dolbashian	2/5/2013	Follow Up
Aspen Dental	94	Travis Costa	No	Travis Costa	9/26/2013	Follow Up
Atamian Manufacturing Corp.	21	Ryan T. Grasso	No	Nathan P. Daggett	12/20/2013	Follow Up
Atamian Manufacturing Corp.	21	Ryan T. Grasso	No	Nathan P. Daggett	12/20/2013	Initial Inspection
Atamian Manufacturing Corp.	21	Ryan T. Grasso	No	Darren Dolbashian	6/3/2013	Follow Up
Atlantic Gladstone	53	Kyle C. Gannon	No	Kyle C. Gannon	12/11/2013	Follow Up
Atlantic Gladstone	53	Kyle C. Gannon	No	Kyle C. Gannon	6/26/2013	Follow Up
Auntie Anne's	71	Kyle C. Gannon	No	Kyle C. Gannon	1/3/2013	Follow Up
Auntie Anne's, Inc.	74	Kyle C. Gannon	No	Kyle C. Gannon	1/3/2013	Initial Inspection
Aurora Civic Association	85	Brian E. Steere	No	Brian E. Steere	10/24/2013	Follow Up
Austin Metal Finishing Inc.	11	Travis Costa	Yes	Travis Costa	8/23/2013	Follow Up
Austin Metal Finishing Inc.	11	Travis Costa	Yes	Travis Costa	7/30/2013	Follow Up
Austin Metal Finishing Inc.	11	Travis Costa	Yes	Travis Costa	7/16/2013	Annual
Austin Metal Finishing Inc.	11	Travis Costa	Yes	Travis Costa	6/19/2013	Follow Up
Austin Metal Finishing Inc.	11	Travis Costa	Yes	SYSTEM	6/6/2013	Sample
Austin Metal Finishing Inc.	11	Travis Costa	Yes	Travis Costa	4/18/2013	Follow Up
Austin Metal Finishing Inc.	11	Travis Costa	Yes	SYSTEM	4/9/2013	Sample
Auto Plus	74	Nathan Arruda	No	Nathan Arruda	9/27/2013	Initial Inspection
Aznet LLC	92	Travis Costa	No	Travis Costa	8/29/2013	Follow Up

**Field's Point
Inspection History - 2013**

Company	Category	Engineer Assigned	Significant	Inspected By	Date	Inspection Type
B. Deltoro & Sons, Inc.	81	Kyle C. Gannon	No	Kyle C. Gannon	12/19/2013	Sample
B. Deltoro & Sons, Inc.	81	Kyle C. Gannon	No	Kyle C. Gannon	11/29/2013	Follow Up
B. Deltoro & Sons, Inc.	81	Kyle C. Gannon	No	SYSTEM	3/21/2013	Sample
Bacaro Restaurant	85	Kyle C. Gannon	No	Kyle C. Gannon	8/20/2013	Follow Up
Bagel Express	81	Ryan T. Grasso	No	Brian E. Steere	9/27/2013	Follow Up
Bagel Express	81	Ryan T. Grasso	No	Darren Dolbashian	2/28/2013	Follow Up
Ballard Mack Sales and Service of RI	37	Nathan Arruda	No	Nathan Arruda	10/1/2013	Initial Inspection
Balls Sports Bar	71	Jared Urban	No	Amanda Kezirian	1/4/2013	Follow Up
Bang Bar Inc.	85	Ryan T. Grasso	No	Nathan P. Daggett	12/3/2013	Follow Up
Bank of America - Dupont Drive	86	Kyle C. Gannon	No	Kyle C. Gannon	5/14/2013	Follow Up
Bank of America Building (Westminster)	71	Kyle C. Gannon	No	Kyle C. Gannon	4/29/2013	Follow Up
Bannister House Inc.	86	Ryan T. Grasso	No	Darren Dolbashian	3/20/2013	Follow Up
Bannister House Inc.	86	Ryan T. Grasso	No	Darren Dolbashian	2/19/2013	Follow Up
Bannister House Inc.	86	Ryan T. Grasso	No	Darren Dolbashian	2/19/2013	Meeting
Bannister House Inc.	86	Ryan T. Grasso	No	Amanda Kezirian	2/14/2013	Follow Up
Bannister House Inc.	86	Ryan T. Grasso	No	Amanda Kezirian	1/14/2013	Meeting
Barletta Heavy Division, Inc.	40	Nathan Dean	Yes	Nathan Dean	11/5/2013	Annual
Barletta Heavy Division, Inc.	40	Nathan Dean	Yes	Nathan Dean	7/19/2013	Sample
Barletta Heavy Division, Inc.	40	Nathan Dean	Yes	Nathan Dean	4/19/2013	Follow Up
Barletta Heavy Division, Inc.	40	Nathan Dean	Yes	Nathan Dean	2/28/2013	Sample
Bay Foods, Inc.	85	Nathan Arruda	No	Nathan Arruda	4/26/2013	Follow Up
Bayal Restaurant Inc.	85	Brian E. Steere	No	Brian E. Steere	4/24/2013	Initial Inspection
Bayside Endoscopy Center, LLC.	95	Nathan P. Daggett	No	Nathan P. Daggett	10/10/2013	Initial Inspection
Being Sisypus, Inc.	85	Ryan T. Grasso	No	Darren Dolbashian	1/22/2013	Follow Up
Bella Jewelry	42	Ian E. Jardin	No	Ian E. Jardin	11/27/2013	Follow Up
Bella Jewelry	42	Ian E. Jardin	No	Ian E. Jardin	6/12/2013	Follow Up
Bella Jewelry	42	Ian E. Jardin	No	Ian E. Jardin	3/11/2013	Follow Up
Belleau Art Glass	72	Ian E. Jardin	No	Ian E. Jardin	3/26/2013	Follow Up
Ben & Jerry's	85	Kyle C. Gannon	No	Kyle C. Gannon	1/3/2013	Follow Up
Betty's Restaurant	85	Brian E. Steere	No	Brian E. Steere	7/23/2013	Follow Up
Big Ricks Subs and Wieners	85	Nathan Arruda	No	Nathan Arruda	6/19/2013	Follow Up
Big Ricks Subs and Wieners	85	Nathan Arruda	No	Nathan Arruda	3/28/2013	Follow Up
Big Ricks Subs and Wieners	85	Nathan Arruda	No	Nathan Arruda	1/30/2013	Follow Up
Blake's Tavern	85	Kyle C. Gannon	No	Kyle C. Gannon	9/5/2013	Follow Up
Blaze East Side	85	Nathan Arruda	No	Nathan Arruda	3/14/2013	Investigation
Blue Cross-Blue Shield	86	Travis Costa	No	Travis Costa	8/22/2013	Follow Up
Blue Grotto Restaurant	85	Ryan T. Grasso	No	Darren Dolbashian	8/5/2013	Follow Up
Bob & Timmy's Grilled Pizza	85	Nathan Arruda	No	Nathan Arruda	1/4/2013	Follow Up
Bob's Riccotti's Sandwich Shop	85	Kyle C. Gannon	No	Kyle C. Gannon	10/17/2013	Follow Up
Bonanza Acquisition, LLC	37	Travis Costa	No	Travis Costa	12/11/2013	Follow Up
Bonanza Acquisition, LLC	37	Travis Costa	No	Travis Costa	6/20/2013	Follow Up
Borrelli's Bakery	81	Brian E. Steere	No	Brian E. Steere	8/13/2013	Follow Up
Borrelli's Bakery	81	Brian E. Steere	No	Brian E. Steere	1/17/2013	Follow Up
Borrelli's Bakery - Mineral Spring	85	Brian E. Steere	No	Brian E. Steere	5/9/2013	Initial Inspection
Boston Market - Providence	85	Kyle C. Gannon	No	Kyle C. Gannon	9/26/2013	Follow Up
Boulevard Campesino Restaurant	71	Ryan T. Grasso	No	Ian E. Jardin	11/12/2013	Follow Up
Branch Avenue Industrial Area	78	Nathan Dean	No	Nathan Arruda	2/5/2013	Industrial Area
Branch Avenue Industrial Area	78	Nathan Dean	No	Nathan P. Daggett	2/5/2013	Industrial Area
Brewed Awakenings LLC	85	Jared Urban	No	Amanda Kezirian	2/28/2013	Follow Up
Brittany Motors	97	Brian E. Steere	No	Brian E. Steere	3/11/2013	Follow Up
Broad, Inc.	74	Ian E. Jardin	No	Ian E. Jardin	11/27/2013	Initial Inspection
Broadway Laundry, Inc.	92	Nathan Arruda	No	Nathan Arruda	4/4/2013	Follow Up
Brother's Famous Pizza	85	Nathan Arruda	No	Nathan Arruda	6/28/2013	Follow Up
Brown University - 26 Benevolent Street	60	Ryan T. Grasso	No	Darren Dolbashian	8/21/2013	Follow Up
Brown University - Barus-Holley	95	Ryan T. Grasso	No	Darren Dolbashian	5/9/2013	Follow Up
Brown University - Josiah's	86	Ryan T. Grasso	No	Darren Dolbashian	5/9/2013	Follow Up
Brown University - Keeney Quad	86	Ryan T. Grasso	No	Darren Dolbashian	5/9/2013	Follow Up
Brown University - Meehan Auditorium	89	Ryan T. Grasso	No	Darren Dolbashian	5/9/2013	Follow Up
Brown University - Metcalf hall	86	Ryan T. Grasso	No	Darren Dolbashian	5/9/2013	Follow Up
Brown University - Miller Hall	86	Ryan T. Grasso	No	Darren Dolbashian	5/9/2013	Follow Up
Brown University - New Pembroke Hall	86	Ryan T. Grasso	No	Darren Dolbashian	5/9/2013	Follow Up
Brown University - Rhode Island Hall	86	Ryan T. Grasso	No	Darren Dolbashian	5/9/2013	Follow Up
Brown University - Sears House	86	Ryan T. Grasso	No	Darren Dolbashian	5/9/2013	Follow Up
Brown University - Verney Woolley	86	Ryan T. Grasso	No	Darren Dolbashian	5/9/2013	Follow Up
Brown University - W. Duncan Macmillan	95	Ryan T. Grasso	No	Darren Dolbashian	5/9/2013	Follow Up
Brown University - Wriston Quad	86	Ryan T. Grasso	No	Darren Dolbashian	5/9/2013	Follow Up
Brown University-Creative Arts Center	86	Ryan T. Grasso	No	Darren Dolbashian	5/9/2013	Initial Inspection
Brown University-Hope College	86	Ryan T. Grasso	No	Darren Dolbashian	5/9/2013	Follow Up
Brown University-Medical Education Bldg.	95	Ryan T. Grasso	No	Darren Dolbashian	5/9/2013	Initial Inspection

**Field's Point
Inspection History - 2013**

Company	Category	Engineer Assigned	Significant	Inspected By	Date	Inspection Type
Brown University-Partridge Building	60	Ryan T. Grasso	No	Darren Dolbashian	5/9/2013	Follow Up
Brown University-Remediation Project	40	Ryan T. Grasso	No	Darren Dolbashian	5/9/2013	Follow Up
Burger King - # 1989	85	Ryan T. Grasso	No	Darren Dolbashian	1/7/2013	Follow Up
Cafe Choklad	85	Brian E. Steere	No	Brian E. Steere	7/18/2013	Follow Up
Cafeteria La Rueda	71	Jared Urban	No	Amanda Kezirian	1/31/2013	Follow Up
Caffe' Dolce Vita	85	Ryan T. Grasso	No	Darren Dolbashian	1/4/2013	Initial Inspection
Cajun Luau	85	Kyle C. Gannon	No	Kyle C. Gannon	3/27/2013	Follow Up
Cajun Luau	85	Kyle C. Gannon	No	Kyle C. Gannon	1/3/2013	Follow Up
Calf Donuts Inc.	85	Jared Urban	No	Amanda Kezirian	4/22/2013	Follow Up
Cal's Corner Restaurant	85	Nathan Arruda	No	Nathan Arruda	2/14/2013	Follow Up
Campus Pizza, Inc.	71	Brian E. Steere	No	Brian E. Steere	2/21/2013	Follow Up
Capitol Ridge at Providence - Harbor	86	Kyle C. Gannon	No	Kyle C. Gannon	8/29/2013	Follow Up
Capitol Ridge at Providence - Lodge	86	Kyle C. Gannon	No	Kyle C. Gannon	8/29/2013	Follow Up
Carcieri's Market	81	Brian E. Steere	No	Brian E. Steere	7/16/2013	Follow Up
Carcieri's Market	81	Brian E. Steere	No	Brian E. Steere	7/15/2013	Follow Up
Carcieri's Market	81	Brian E. Steere	No	Brian E. Steere	1/14/2013	Follow Up
Catanzaro's Pizzeria	85	Nathan Arruda	No	Amanda Kezirian	2/28/2013	Follow Up
Cathedral Art Metal Co., Inc.	24	Ryan T. Grasso	No	Nathan P. Daggett	12/19/2013	Follow Up
Cathedral Art Metal Co., Inc.	24	Ryan T. Grasso	No	Darren Dolbashian	6/19/2013	Follow Up
Centredale Donuts	85	Kyle C. Gannon	No	Kyle C. Gannon	11/13/2013	Follow Up
Cerberus, LLC	71	Nathan Arruda	No	Nathan Arruda	2/26/2013	Meeting
Cerberus, LLC	71	Nathan Arruda	No	Nathan Arruda	2/21/2013	Meeting
Certified Disaster Restoration	99	Brian E. Steere	No	Brian E. Steere	4/2/2013	Initial Inspection
Chalk Donuts Inc.	85	Brian E. Steere	No	Brian E. Steere	2/28/2013	Follow Up
Champagne & Light DMDs	94	Nathan P. Daggett	No	Nathan P. Daggett	2/12/2013	Follow Up
Chapinlandia Restaurant	71	Jared Urban	No	Amanda Kezirian	1/14/2013	Follow Up
Charley PR Inc.	85	Brian E. Steere	No	Brian E. Steere	1/3/2013	Follow Up
Chef Ho's	85	Brian E. Steere	No	Brian E. Steere	9/27/2013	Follow Up
Cheng's Kitchen	85	Brian E. Steere	No	Brian E. Steere	1/4/2013	Follow Up
China Garden Chinese Restaurant	85	Ryan T. Grasso	No	Darren Dolbashian	1/7/2013	Follow Up
China House Restaurant	71	Nathan Arruda	No	Nathan Arruda	4/25/2013	Follow Up
Chinese Iron Wok	85	Brian E. Steere	No	Brian E. Steere	2/25/2013	Follow Up
Chipotle Mexican Grill of Colorado, LLC	85	Jared Urban	No	Jared Urban	11/26/2013	Follow Up
Choi Limited	71	Jared Urban	No	Travis Costa	9/11/2013	Follow Up
Chow Fun, Inc.	85	Brian E. Steere	No	Brian E. Steere	7/18/2013	Follow Up
Christina D. Dicommes DMD	94	Kyle C. Gannon	No	Kyle C. Gannon	4/10/2013	Follow Up
Ciao Italia Bakery, Inc.	81	Brian E. Steere	No	Brian E. Steere	11/13/2013	Follow Up
Ciao Italia Bakery, Inc.	81	Brian E. Steere	No	Brian E. Steere	8/28/2013	Follow Up
Ciara Restaurant and Lounge, Inc.	85	Jared Urban	No	Amanda Kezirian	4/19/2013	Initial Inspection
Citizens Bank of Rhode Island	60	Nathan Arruda	No	Nathan Arruda	1/23/2013	Follow Up
Clean Machine Coin Laundromat	92	Brian E. Steere	No	Brian E. Steere	1/10/2013	Follow Up
Club Fantasies	85	Kyle C. Gannon	No	Kyle C. Gannon	11/29/2013	Follow Up
Coca Cola Enterprises, Inc.	37	Travis Costa	No	Travis Costa	12/11/2013	Follow Up
Coca Cola Enterprises, Inc.	37	Travis Costa	No	Travis Costa	6/6/2013	Follow Up
Coca Cola Enterprises, Inc.	37	Travis Costa	No	Travis Costa	3/26/2013	Follow Up
Coffee King, Inc.	85	Ryan T. Grasso	No	Darren Dolbashian	2/15/2013	Initial Inspection
Coin-Op - Providence	92	Kyle C. Gannon	No	Kyle C. Gannon	1/24/2013	Follow Up
Coletta's Collision Center	97	Travis Costa	No	Travis Costa	9/5/2013	Follow Up
Comfort Dental	94	Nathan Arruda	No	Nathan Arruda	8/19/2013	Follow Up
Contech Medical, Inc.	43	Nathan P. Daggett	No	Nathan P. Daggett	12/3/2013	Follow Up
Contech Medical, Inc.	43	Nathan P. Daggett	No	Nathan P. Daggett	6/21/2013	Follow Up
Contract Specialties, Inc.	11	Nathan P. Daggett	Yes	Nathan P. Daggett	12/3/2013	Follow Up
Contract Specialties, Inc.	11	Nathan P. Daggett	Yes	SYSTEM	12/3/2013	Sample
Contract Specialties, Inc.	11	Nathan P. Daggett	Yes	Nathan P. Daggett	7/11/2013	Annual
Contract Specialties, Inc.	11	Nathan P. Daggett	Yes	Nathan P. Daggett	6/4/2013	Follow Up
Contract Specialties, Inc.	11	Nathan P. Daggett	Yes	Nathan P. Daggett	4/25/2013	Follow Up
Contract Specialties, Inc.	11	Nathan P. Daggett	Yes	Nathan P. Daggett	3/6/2013	Follow Up
Contract Specialties, Inc.	11	Nathan P. Daggett	Yes	SYSTEM	3/4/2013	Sample
Cookie Lady & Co.	85	Nathan Arruda	No	Nathan Arruda	2/14/2013	Follow Up
Cool-Lick's Lemonade and Ice Cream	85	Nathan Arruda	No	Nathan Arruda	7/17/2013	Follow Up
Corner Pocket Billiards & Grille	85	Nathan Arruda	No	Nathan Arruda	9/27/2013	Follow Up
Courtesy Cleaners, Inc.	92	Brian E. Steere	No	Brian E. Steere	2/28/2013	Follow Up
Courtyard by Marriott	86	Kyle C. Gannon	No	Kyle C. Gannon	1/31/2013	Follow Up
Crisloid, LLC	21	Travis Costa	No	Travis Costa	12/16/2013	Follow Up
Crisloid, LLC	21	Travis Costa	No	Travis Costa	10/16/2013	Follow Up
Crisloid, LLC	21	Travis Costa	No	Travis Costa	6/12/2013	Follow Up
Crumbs Bake Shop	85	Nathan Arruda	No	Nathan Arruda	3/12/2013	Initial Inspection
D & D Chrome Plating	41	Nathan P. Daggett	No	Nathan P. Daggett	12/2/2013	Follow Up
D & D Chrome Plating	41	Nathan P. Daggett	No	Nathan P. Daggett	6/6/2013	Follow Up

**Field's Point
Inspection History - 2013**

Company	Category	Engineer Assigned	Significant	Inspected By	Date	Inspection Type
D&D Coffee, Inc.	85	Brian E. Steere	No	Brian E. Steere	10/29/2013	Follow Up
D&D Coffee, Inc.	85	Brian E. Steere	No	Brian E. Steere	4/4/2013	Follow Up
D. Palmieri Bakery	89	Travis Costa	No	Travis Costa	8/20/2013	Follow Up
Dairy Queen/Orange Julius	85	Kyle C. Gannon	No	Kyle C. Gannon	1/3/2013	Follow Up
Dama Jewelry Technologies	26	Travis Costa	No	Travis Costa	12/10/2013	Follow Up
Dama Jewelry Technologies	26	Travis Costa	No	Travis Costa	10/15/2013	Follow Up
Dama Jewelry Technologies	26	Travis Costa	No	Travis Costa	6/13/2013	Follow Up
D'Ambra Auto Sales	97	Jared Urban	No	Amanda Kezirian	3/22/2013	Follow Up
D'Angelo Sandwich Shop (Academy)	85	Nathan Arruda	No	Nathan Arruda	10/29/2013	Follow Up
David I. Konicov, D.D.S.	94	Nathan P. Daggett	No	Nathan P. Daggett	2/26/2013	Follow Up
Dean Auto Collision Center	97	Brian E. Steere	No	Brian E. Steere	12/10/2013	Follow Up
Della Valle Inc.	71	Brian E. Steere	No	Brian E. Steere	5/16/2013	Follow Up
Den Den Cafe Asiana	74	Brian E. Steere	No	Brian E. Steere	10/31/2013	Meeting
Denise M. Shapiro, D.D.S., M.A.	94	Jared Urban	No	Travis Costa	6/5/2013	Follow Up
Dental Associates of Rhode Island	71	Nathan Arruda	No	Nathan Arruda	7/17/2013	Follow Up
Dental Associates of RI	94	Nathan Arruda	No	Nathan Arruda	7/30/2013	Initial Inspection
Department of Administration	52	Travis Costa	No	Travis Costa	6/25/2013	Follow Up
DES Deli, LLC	71	Brian E. Steere	No	Brian E. Steere	2/12/2013	Follow Up
Designs International Inc.	21	Ryan T. Grasso	No	Nathan P. Daggett	12/19/2013	Follow Up
Designs International Inc.	21	Ryan T. Grasso	No	Darren Dolbashian	6/3/2013	Follow Up
Detroit Collision Center	97	Travis Costa	No	Travis Costa	7/17/2013	Follow Up
Dexter Cleaners, Inc (Villella)	92	Jared Urban	No	Amanda Kezirian	1/24/2013	Follow Up
DiCecco Inc.	85	Brian E. Steere	No	Brian E. Steere	6/6/2013	Follow Up
DiCecco Inc.	85	Brian E. Steere	No	Brian E. Steere	2/28/2013	Follow Up
DiFruscia Industries, Inc.	11	Abigail Bernier	Yes	Abigail Bernier	12/17/2013	Follow Up
DiFruscia Industries, Inc.	11	Abigail Bernier	Yes	SYSTEM	12/10/2013	Sample
DiFruscia Industries, Inc.	11	Abigail Bernier	Yes	Abigail Bernier	9/5/2013	Follow Up
DiFruscia Industries, Inc.	11	Abigail Bernier	Yes	Abigail Bernier	7/1/2013	Sample
DiFruscia Industries, Inc.	11	Abigail Bernier	Yes	Abigail Bernier	6/20/2013	Follow Up
DiFruscia Industries, Inc.	11	Abigail Bernier	Yes	Abigail Bernier	4/17/2013	Annual
DiFruscia Industries, Inc.	11	Abigail Bernier	Yes	Abigail Bernier	3/19/2013	Follow Up
DiFruscia Industries, Inc.	11	Abigail Bernier	Yes	SYSTEM	1/7/2013 8:30	Sample
DiGregorio Inc.	40	Nathan Dean	Yes	Ian E. Jardin	6/25/2013	Follow Up
DiGregorio Inc.	40	Nathan Dean	Yes	Nathan Dean	5/29/2013	Sample
DiGregorio Inc.	40	Nathan Dean	Yes	Nathan Dean	4/1/2013	Annual
DiGregorio Inc.	40	Nathan Dean	Yes	Nathan Dean	3/4/2013	Sample
DiGregorio, Inc	40	Nathan Dean	No	Nathan Dean	3/27/2013	Meeting
Dinarajak, Inc.	85	Travis Costa	No	Travis Costa	1/14/2013	Follow Up
Diocese of Providence - Office Building	52	Ryan T. Grasso	No	Darren Dolbashian	6/12/2013	Follow Up
Divozzi & Son's Bakery/Pizza	71	Brian E. Steere	No	Brian E. Steere	5/16/2013	Follow Up
Divozzi & Son's Bakery/Pizza	71	Brian E. Steere	No	Brian E. Steere	1/14/2013	Follow Up
Divozzi & Son's Bakery/Pizza	71	Brian E. Steere	No	Brian E. Steere	1/4/2013	Follow Up
DJM Wholesale	71	Kyle C. Gannon	No	Kyle C. Gannon	5/3/2013	Initial Inspection
Doctor Suds	97	Brian E. Steere	No	Brian E. Steere	5/13/2013	Follow Up
Doctor Suds	97	Brian E. Steere	No	Brian E. Steere	4/30/2013	Initial Inspection
Dok's Deli	71	Kyle C. Gannon	No	Kyle C. Gannon	10/22/2013	Follow Up
Dolce Gelateria Inc.	85	Nathan Arruda	No	Nathan Arruda	10/17/2013	Initial Inspection
Dominion Energy Manchester Street, Inc.	27	Ian E. Jardin	Yes	Ian E. Jardin	12/16/2013	Follow Up
Dominion Energy Manchester Street, Inc.	27	Ian E. Jardin	Yes	SYSTEM	11/13/2013	Sample
Dominion Energy Manchester Street, Inc.	27	Ian E. Jardin	Yes	Ian E. Jardin	11/7/2013	Annual
Dominion Energy Manchester Street, Inc.	27	Ian E. Jardin	Yes	SYSTEM	6/17/2013	Sample
Dominion Energy Manchester Street, Inc.	27	Ian E. Jardin	Yes	Ian E. Jardin	6/13/2013	Follow Up
Domino's Pizza (Broad Street)	85	Jared Urban	No	Amanda Kezirian	4/12/2013	Follow Up
Domino's Pizza (Broad Street)	85	Jared Urban	No	Amanda Kezirian	1/31/2013	Follow Up
Domino's Pizza (Chalkstone Avenue)	85	Kyle C. Gannon	No	Kyle C. Gannon	7/24/2013	Follow Up
Dragon Dynasty LLC	85	Brian E. Steere	No	Brian E. Steere	8/1/2013	Follow Up
Dunkin Donut - Branch Avenue	85	Kyle C. Gannon	No	Kyle C. Gannon	2/7/2013	Follow Up
Dunkin Donuts - Atwells Avenue	85	Kyle C. Gannon	No	Kyle C. Gannon	2/18/2013	Follow Up
Dunkin Donuts - Atwood Avenue	85	Kyle C. Gannon	No	Kyle C. Gannon	11/29/2013	Follow Up
Dunkin Donuts - Gano Street	85	Kyle C. Gannon	No	Kyle C. Gannon	2/19/2013	Follow Up
Dunkin Donuts - Plainfield Street	85	Kyle C. Gannon	No	Kyle C. Gannon	3/25/2013	Follow Up
Dunkin Donuts - Plainfield Street	85	Kyle C. Gannon	No	Kyle C. Gannon	2/28/2013	Follow Up
Dunkin Donuts - Pleasant Valley	85	Jared Urban	No	Amanda Kezirian	3/26/2013	Follow Up
Dunkin Donuts (Providence Place Mall)	85	Kyle C. Gannon	No	Kyle C. Gannon	3/27/2013	Follow Up
Dunkin Donuts Center	86	Kyle C. Gannon	No	Kyle C. Gannon	3/20/2013	Follow Up
Du-Pro-Lux Cleaners	92	Jared Urban	No	Amanda Kezirian	2/7/2013	Follow Up
D'Vine on the Hill	85	Brian E. Steere	No	Brian E. Steere	4/25/2013	Initial Inspection
E&M Enterprises, LTD	11	Ian E. Jardin	Yes	Ian E. Jardin	12/2/2013	Follow Up
E&M Enterprises, LTD	11	Ian E. Jardin	Yes	SYSTEM	10/23/2013	Sample

**Field's Point
Inspection History - 2013**

Company	Category	Engineer Assigned	Significant	Inspected By	Date	Inspection Type
E&M Enterprises, LTD	11	Ian E. Jardin	Yes	Ian E. Jardin	8/27/2013	Follow Up
E&M Enterprises, LTD	11	Ian E. Jardin	Yes	Ian E. Jardin	6/5/2013	Follow Up
E&M Enterprises, LTD	11	Ian E. Jardin	Yes	SYSTEM	4/22/2013	Sample
E&M Enterprises, LTD	11	Ian E. Jardin	Yes	Ian E. Jardin	2/6/2013	Annual
Eagle Laundry Inc.	25	Abigail Bernier	Yes	Abigail Bernier	12/18/2013	Follow Up
Eagle Laundry Inc.	25	Abigail Bernier	Yes	Abigail Bernier	12/4/2013	Sample
Eagle Laundry Inc.	25	Abigail Bernier	Yes	Abigail Bernier	11/7/2013	Annual
Eagle Laundry Inc.	25	Abigail Bernier	Yes	Abigail Bernier	9/24/2013	Follow Up
Eagle Laundry Inc.	25	Abigail Bernier	Yes	Abigail Bernier	6/21/2013	Follow Up
Eagle Laundry Inc.	25	Abigail Bernier	Yes	Abigail Bernier	6/12/2013	Sample
Eagle Laundry Inc.	25	Abigail Bernier	Yes	Abigail Bernier	4/4/2013	Follow Up
Eagle Plating Company, Inc.	11	Abigail Bernier	Yes	Abigail Bernier	11/12/2013	Follow Up
Eagle Plating Company, Inc.	11	Abigail Bernier	Yes	Abigail Bernier	9/4/2013	Follow Up
Eagle Plating Company, Inc.	11	Abigail Bernier	Yes	SYSTEM	7/23/2013	Sample
Eagle Plating Company, Inc.	11	Abigail Bernier	Yes	Abigail Bernier	6/21/2013	Follow Up
Eagle Plating Company, Inc.	11	Abigail Bernier	Yes	Abigail Bernier	5/7/2013	Annual
Eagle Plating Company, Inc.	11	Abigail Bernier	Yes	SYSTEM	2/20/2013	Sample
East Coast Pizza	85	Ryan T. Grasso	No	Darren Dolbashian	6/13/2013	Follow Up
East Coast Pizza	85	Ryan T. Grasso	No	Darren Dolbashian	5/6/2013	Follow Up
East Coast Pizza	85	Ryan T. Grasso	No	Darren Dolbashian	3/7/2013	Initial Inspection
East Side Cottage, LLC	85	Kyle C. Gannon	No	Kyle C. Gannon	10/22/2013	Initial Inspection
East Side Orthopaedics, Inc.	71	Brian E. Steere	No	Brian E. Steere	4/8/2013	Follow Up
Eastern Color & Chemical Co.	22	Nathan P. Daggett	Yes	Nathan P. Daggett	12/17/2013	Sample
Eastern Color & Chemical Co.	22	Nathan P. Daggett	Yes	SYSTEM	12/17/2013	Sample
Eastern Color & Chemical Co.	22	Nathan P. Daggett	Yes	Nathan P. Daggett	12/4/2013	Follow Up
Eastern Color & Chemical Co.	22	Nathan P. Daggett	Yes	Nathan P. Daggett	9/4/2013	Annual
Eastern Color & Chemical Co.	22	Nathan P. Daggett	Yes	SYSTEM	6/26/2013	Sample
Eastern Color & Chemical Co.	22	Nathan P. Daggett	Yes	Nathan P. Daggett	6/12/2013	Follow Up
Eastern Color & Chemical Co.	22	Nathan P. Daggett	Yes	Nathan P. Daggett	3/1/2013	Follow Up
Eastern Screw Company	26	Travis Costa	No	Travis Costa	12/11/2013	Follow Up
Eastern Screw Company	26	Travis Costa	No	Travis Costa	9/19/2013	Follow Up
Eastern Screw Company	26	Travis Costa	No	Travis Costa	6/13/2013	Follow Up
Eastern Screw Company	26	Travis Costa	No	Travis Costa	5/17/2013	Follow Up
Eastside Marketplace	82	Kyle C. Gannon	No	Kyle C. Gannon	11/1/2013	Follow Up
Easy Entertaining, Inc.	85	Jared Urban	No	Amanda Kezirian	5/1/2013	Initial Inspection
EAT Providence	71	Kyle C. Gannon	No	Kyle C. Gannon	9/30/2013	Follow Up
Eddie & Sons Diner	71	Nathan Arruda	No	Nathan Arruda	9/3/2013	Follow Up
Edesia, LLC.	35	Nathan P. Daggett	No	Nathan P. Daggett	11/7/2013	Follow Up
Edesia, LLC.	35	Nathan P. Daggett	No	Nathan P. Daggett	5/1/2013	Follow Up
El Chapin II	85	Ryan T. Grasso	No	Darren Dolbashian	2/26/2013	Follow Up
El Quiche Bakery	81	Brian E. Steere	No	Brian E. Steere	11/5/2013	Follow Up
El Quiche Bakery	81	Brian E. Steere	No	Brian E. Steere	9/13/2013	Follow Up
El Quiche Bakery	81	Brian E. Steere	No	Brian E. Steere	1/3/2013	Follow Up
Electrolizing, Inc.	11	Ian E. Jardin	Yes	Ian E. Jardin	12/4/2013	Follow Up
Electrolizing, Inc.	11	Ian E. Jardin	Yes	SYSTEM	12/2/2013	Sample
Electrolizing, Inc.	11	Ian E. Jardin	Yes	Ian E. Jardin	10/17/2013	Annual
Electrolizing, Inc.	11	Ian E. Jardin	Yes	Ian E. Jardin	6/4/2013	Follow Up
Electrolizing, Inc.	11	Ian E. Jardin	Yes	SYSTEM	2/27/2013	Sample
Ellie's Bakery	85	Nathan Arruda	No	Nathan Arruda	2/15/2013	Initial Inspection
Elmwood Avenue Church of God	85	Jared Urban	No	Jared Urban	12/31/2013	Follow Up
Elmwood Community School	86	Travis Costa	No	Travis Costa	7/25/2013	Follow Up
Elmwood Ultra Clean Laundry	92	Jared Urban	No	Amanda Kezirian	4/26/2013	Follow Up
Emmily's Family Style Restaurant & Grill	85	Nathan Arruda	No	Nathan Arruda	5/2/2013	Follow Up
Emmily's Family Style Restaurant & Grill	85	Nathan Arruda	No	Nathan Arruda	5/1/2013	Initial Inspection
Enterprise Rent-A-Car of R.I. (NP)	37	Nathan P. Daggett	No	Nathan P. Daggett	9/3/2013	Initial Inspection
Epoch on Blackstone Boulevard, LLC	86	Kyle C. Gannon	No	Kyle C. Gannon	11/26/2013	Follow Up
Ethan Zamp & Co. Ltd.	85	Brian E. Steere	No	Brian E. Steere	7/18/2013	Follow Up
Evans Plating Corporation (N.P.)	11	Nathan P. Daggett	Yes	Nathan P. Daggett	12/16/2013	Follow Up
Evans Plating Corporation (N.P.)	11	Nathan P. Daggett	Yes	SYSTEM	11/20/2013	Sample
Evans Plating Corporation (N.P.)	11	Nathan P. Daggett	Yes	Nathan P. Daggett	8/29/2013	Annual
Evans Plating Corporation (N.P.)	11	Nathan P. Daggett	Yes	Nathan P. Daggett	6/21/2013	Follow Up
Evans Plating Corporation (N.P.)	11	Nathan P. Daggett	Yes	Nathan P. Daggett	2/28/2013	Follow Up
Evans Plating Corporation (N.P.)	11	Nathan P. Daggett	Yes	SYSTEM	2/6/2013	Sample
Factory Mutual Insurance Co.	86	Kyle C. Gannon	No	Kyle C. Gannon	4/16/2013	Follow Up
Famiglia e Amici Inc.	85	Nathan Arruda	No	Nathan Arruda	8/9/2013	Investigation
Famiglia e Amici Inc.	85	Nathan Arruda	No	Nathan Arruda	3/14/2013	Investigation
Fat Belly's Pub	85	Brian E. Steere	No	Brian E. Steere	7/18/2013	Follow Up
Federal Hill Area #1	78	Nathan Dean	No	Travis Costa	12/5/2013	Industrial Area
FedEx Ground Package System, Inc.	37	Nathan Arruda	No	Nathan Arruda	10/1/2013	Initial Inspection

**Field's Point
Inspection History - 2013**

Company	Category	Engineer Assigned	Significant	Inspected By	Date	Inspection Type
Fellini Pizzeria	85	Nathan Arruda	No	Nathan Arruda	2/28/2013	Follow Up
Ferguson Perforating Company	42	Travis Costa	No	Travis Costa	12/16/2013	Follow Up
Ferguson Perforating Company	42	Travis Costa	No	Travis Costa	6/12/2013	Follow Up
Fernando Originals	71	Travis Costa	No	Travis Costa	3/4/2013	Follow Up
Figidini Wood Fire Eatery, LLC	85	Kyle C. Gannon	No	Kyle C. Gannon	9/5/2013	Follow Up
Finest Car Wash	97	Brian E. Steere	No	Brian E. Steere	5/20/2013	Follow Up
First Casting, Inc.	59	Ryan T. Grasso	No	Nathan P. Daggett	12/16/2013	Follow Up
First Casting, Inc.	59	Ryan T. Grasso	No	Darren Dolbashian	6/4/2013	Follow Up
Flatbread Providence, Inc.	74	Brian E. Steere	No	Brian E. Steere	2/5/2013	Meeting
Foremost Baking Company	81	Kyle C. Gannon	No	Kyle C. Gannon	5/3/2013	Initial Inspection
Freeman's Acquisition, Inc.	71	Travis Costa	No	Travis Costa	3/4/2013	Follow Up
Fruitzzy	85	Brian E. Steere	No	Brian E. Steere	9/27/2013	Initial Inspection
Fuji Chen	85	Kyle C. Gannon	No	Kyle C. Gannon	3/27/2013	Follow Up
Fuji Chen	85	Kyle C. Gannon	No	Kyle C. Gannon	1/3/2013	Follow Up
G. Tanury Plating Company	11	Nathan P. Daggett	Yes	Nathan P. Daggett	12/16/2013	Follow Up
G. Tanury Plating Company	11	Nathan P. Daggett	Yes	SYSTEM	12/16/2013	Sample
G. Tanury Plating Company	11	Nathan P. Daggett	Yes	Nathan P. Daggett	7/18/2013	Annual
G. Tanury Plating Company	11	Nathan P. Daggett	Yes	SYSTEM	3/19/2013	Sample
G. Tanury Plating Company	11	Nathan P. Daggett	Yes	Nathan P. Daggett	2/28/2013	Follow Up
G. Tanury Plating Company	11	Nathan P. Daggett	Yes	SYSTEM	2/6/2013	Sample
G. Tanury Plating Company	11	Nathan P. Daggett	Yes	SYSTEM	1/7/2013 8:30	Sample
Gallery Z	60	Ian E. Jardin	No	Ian E. Jardin	5/3/2013	Initial Inspection
Galvanique (Johnston)	41	Nathan P. Daggett	No	Nathan P. Daggett	12/16/2013	Follow Up
Galvanique (Johnston)	41	Nathan P. Daggett	No	Nathan P. Daggett	6/3/2013	Follow Up
Garage of Evil	60	Ian E. Jardin	No	Ian E. Jardin	5/3/2013	Initial Inspection
Ga-Rel Manufacturing Company	44	Travis Costa	No	Travis Costa	12/10/2013	Follow Up
Ga-Rel Manufacturing Company	44	Travis Costa	No	Travis Costa	6/17/2013	Follow Up
Ga-Rel Manufacturing Company	44	Travis Costa	No	Travis Costa	5/17/2013	Follow Up
Gavin's Pub	71	Brian E. Steere	No	Brian E. Steere	12/16/2013	Initial Inspection
GD Thayer LLC C/O Gilbane Development Cc	40	Ryan T. Grasso	No	Abigail Bernier	12/9/2013	Meeting
General Plating Company	11	Nathan P. Daggett	Yes	SYSTEM	12/10/2013	Sample
General Plating Company	11	Nathan P. Daggett	Yes	Nathan P. Daggett	8/21/2013	Follow Up
General Plating Company	11	Nathan P. Daggett	Yes	SYSTEM	8/6/2013	Sample
General Plating Company	11	Nathan P. Daggett	Yes	SYSTEM	7/2/2013	Sample
General Plating Company	11	Nathan P. Daggett	Yes	Nathan P. Daggett	6/17/2013	Follow Up
General Plating Company	11	Nathan P. Daggett	Yes	Nathan P. Daggett	4/25/2013	Annual
General Plating Company	11	Nathan P. Daggett	Yes	SYSTEM	2/20/2013	Sample
Genesis Marketing Group - Warren Avenue	42	Ian E. Jardin	No	Ian E. Jardin	12/4/2013	Follow Up
Genesis Marketing Group - Warren Avenue	42	Ian E. Jardin	No	Ian E. Jardin	6/4/2013	Follow Up
Gepetto's	85	Kyle C. Gannon	No	Kyle C. Gannon	4/17/2013	Follow Up
GIFU Providence, Inc.	85	Kyle C. Gannon	No	Kyle C. Gannon	1/3/2013	Follow Up
Gilbane Building Company	53	Jared Urban	No	Jared Urban	12/10/2013	Follow Up
Golden City	85	Jared Urban	No	Amanda Kezirian	5/14/2013	Follow Up
Gothic Pewter LLC	43	Nathan P. Daggett	No	Nathan P. Daggett	12/4/2013	Follow Up
Gothic Pewter LLC	43	Nathan P. Daggett	No	Nathan P. Daggett	7/15/2013	Follow Up
Gothic Pewter LLC	43	Nathan P. Daggett	No	Nathan P. Daggett	6/13/2013	Follow Up
Gourmet Heaven	82	Brian E. Steere	No	Brian E. Steere	8/1/2013	Follow Up
Gourmet Heaven - Meeting	82	Brian E. Steere	No	Brian E. Steere	2/19/2013	Initial Inspection
Gourmet Heaven - Meeting	82	Brian E. Steere	No	Brian E. Steere	2/5/2013	Meeting
Gourmet House Restaurant	85	Brian E. Steere	No	Brian E. Steere	8/8/2013	Follow Up
Gourmet House Restaurant	85	Brian E. Steere	No	Brian E. Steere	3/14/2013	Follow Up
Greco Brothers Inc.	27	Nathan P. Daggett	No	Nathan P. Daggett	12/10/2013	Follow Up
Greco Brothers Inc.	27	Nathan P. Daggett	No	Nathan P. Daggett	6/13/2013	Follow Up
Grilled Cheese To Go LLC	85	Nathan Arruda	No	Nathan Arruda	1/3/2013	Follow Up
GTECH Center	85	Brian E. Steere	No	Brian E. Steere	8/1/2013	Follow Up
Guatepan Bakery	81	Brian E. Steere	No	Brian E. Steere	6/25/2013	Follow Up
Guido Murphy, Inc.	85	Nathan Arruda	No	Nathan Arruda	11/5/2013	Follow Up
Guido Murphy, Inc.	85	Nathan Arruda	No	Nathan Arruda	8/29/2013	Follow Up
H & M Industries, LLC.	71	Nathan P. Daggett	No	Nathan P. Daggett	5/2/2013	Follow Up
H & M Industries, LLC.	71	Nathan P. Daggett	No	Nathan P. Daggett	2/5/2013	Follow Up
H&S Management, LLC	85	Brian E. Steere	No	Brian E. Steere	3/25/2013	Meeting
H&S Management, LLC	85	Brian E. Steere	No	Brian E. Steere	1/7/2013	Follow Up
Harrison Casting	51	Nathan P. Daggett	No	Nathan P. Daggett	12/3/2013	Follow Up
Harrison Casting	51	Nathan P. Daggett	No	Nathan P. Daggett	6/3/2013	Follow Up
Hasbro	86	Travis Costa	No	Travis Costa	3/21/2013	Initial Inspection
Haven Brothers Diner	85	Brian E. Steere	No	Brian E. Steere	10/9/2013	Follow Up
Herff Jones, Inc.	11	Nathan P. Daggett	Yes	Nathan P. Daggett	12/4/2013	Follow Up
Herff Jones, Inc.	11	Nathan P. Daggett	Yes	SYSTEM	7/30/2013	Sample
Herff Jones, Inc.	11	Nathan P. Daggett	Yes	Nathan P. Daggett	6/10/2013	Follow Up

**Field's Point
Inspection History - 2013**

Company	Category	Engineer Assigned	Significant	Inspected By	Date	Inspection Type
Herff Jones, Inc.	11	Nathan P. Daggett	Yes	SYSTEM	5/16/2013	Sample
Herff Jones, Inc.	11	Nathan P. Daggett	Yes	Nathan P. Daggett	4/10/2013	Follow Up
Herff Jones, Inc.	11	Nathan P. Daggett	Yes	Nathan P. Daggett	3/27/2013	Annual
Herff Jones, Inc.	11	Nathan P. Daggett	Yes	Nathan P. Daggett	3/19/2013	Follow Up
Hillview Auto Body	97	Ian E. Jardin	No	Ian E. Jardin	10/15/2013	Sample
Hillview Auto Body	97	Ian E. Jardin	No	Ian E. Jardin	9/17/2013	Follow Up
Hillview Auto Body	97	Ian E. Jardin	No	SYSTEM	9/11/2013	Sample
Hillview Auto Body	97	Ian E. Jardin	No	Ian E. Jardin	4/3/2013	Sample
Hodosh Dental Associates, Inc.	94	Kyle C. Gannon	No	Kyle C. Gannon	3/19/2013	Follow Up
Homefries Restaurant	85	Brian E. Steere	No	Brian E. Steere	11/29/2013	Follow Up
Hometown Pizza and Subs	85	Kyle C. Gannon	No	Kyle C. Gannon	10/17/2013	Follow Up
Hope Creamery	85	Brian E. Steere	No	Brian E. Steere	7/16/2013	Initial Inspection
Hope Street KFC Inc.	85	Jared Urban	No	Amanda Kezirian	4/22/2013	Follow Up
Hope Street Pizza	85	Nathan Arruda	No	Nathan Arruda	8/9/2013	Follow Up
Hope Street Pizza	85	Nathan Arruda	No	Nathan Arruda	3/14/2013	Investigation
Hudson Liquid Asphalts, Inc.	37	Ian E. Jardin	No	Ian E. Jardin	12/16/2013	Follow Up
Hudson Liquid Asphalts, Inc.	37	Ian E. Jardin	No	Ian E. Jardin	6/26/2013	Follow Up
I. Broomfield & Son, Inc.	41	Nathan P. Daggett	No	Nathan P. Daggett	12/4/2013	Follow Up
I. Broomfield & Son, Inc.	41	Nathan P. Daggett	No	Nathan P. Daggett	6/12/2013	Follow Up
Ice Lounge, Inc.	85	Brian E. Steere	No	Brian E. Steere	9/27/2013	Follow Up
Ideal Plating & Polishing Co., Inc.	11	Nathan P. Daggett	Yes	Nathan P. Daggett	12/17/2013	Follow Up
Ideal Plating & Polishing Co., Inc.	11	Nathan P. Daggett	Yes	Nathan P. Daggett	10/24/2013	Follow Up
Ideal Plating & Polishing Co., Inc.	11	Nathan P. Daggett	Yes	Nathan P. Daggett	9/13/2013	Follow Up
Ideal Plating & Polishing Co., Inc.	11	Nathan P. Daggett	Yes	SYSTEM	7/24/2013	Sample
Ideal Plating & Polishing Co., Inc.	11	Nathan P. Daggett	Yes	Nathan P. Daggett	6/10/2013	Follow Up
Ideal Plating & Polishing Co., Inc.	11	Nathan P. Daggett	Yes	Nathan P. Daggett	3/7/2013	Annual
Ideal Plating & Polishing Co., Inc.	11	Nathan P. Daggett	Yes	SYSTEM	1/7/2013 9:00	Sample
Imperial Tile & Marble Works Inc.	99	Nathan P. Daggett	No	Nathan P. Daggett	2/15/2013	Follow Up
India Restaurant	85	Nathan Arruda	No	Nathan Arruda	3/5/2013	Follow Up
Induplate LLC	11	Ian E. Jardin	Yes	SYSTEM	11/20/2013	Sample
Induplate LLC	11	Ian E. Jardin	Yes	Ian E. Jardin	11/12/2013	Follow Up
Induplate LLC	11	Ian E. Jardin	Yes	Ian E. Jardin	8/30/2013	Sample
Induplate LLC	11	Ian E. Jardin	Yes	Ian E. Jardin	6/4/2013	Follow Up
Induplate LLC	11	Ian E. Jardin	Yes	SYSTEM	4/22/2013	Sample
Induplate LLC	11	Ian E. Jardin	Yes	Ian E. Jardin	3/27/2013	Annual
International Cafe and Club	85	Ryan T. Grasso	No	Darren Dolbashian	2/18/2013	Initial Inspection
International Chromium Plating	11	Nathan P. Daggett	Yes	Nathan P. Daggett	12/10/2013	Follow Up
International Chromium Plating	11	Nathan P. Daggett	Yes	Nathan P. Daggett	11/13/2013	Annual
International Chromium Plating	11	Nathan P. Daggett	Yes	SYSTEM	11/5/2013	Sample
International Chromium Plating	11	Nathan P. Daggett	Yes	Nathan P. Daggett	6/17/2013	Follow Up
International Chromium Plating	11	Nathan P. Daggett	Yes	SYSTEM	5/23/2013	Sample
International Chromium Plating	11	Nathan P. Daggett	Yes	Nathan P. Daggett	4/3/2013	Follow Up
International Etching, Inc.	11	Nathan P. Daggett	Yes	SYSTEM	12/9/2013	Sample
International Etching, Inc.	11	Nathan P. Daggett	Yes	Nathan P. Daggett	12/2/2013	Follow Up
International Etching, Inc.	11	Nathan P. Daggett	Yes	Nathan P. Daggett	6/4/2013	Annual
International Etching, Inc.	11	Nathan P. Daggett	Yes	SYSTEM	5/16/2013	Sample
International Etching, Inc.	11	Nathan P. Daggett	Yes	Nathan P. Daggett	3/28/2013	Follow Up
International Insignia Corporation	11	Ian E. Jardin	Yes	Ian E. Jardin	12/11/2013	Follow Up
International Insignia Corporation	11	Ian E. Jardin	Yes	Ian E. Jardin	11/6/2013	Annual
International Insignia Corporation	11	Ian E. Jardin	Yes	SYSTEM	8/20/2013	Sample
International Insignia Corporation	11	Ian E. Jardin	Yes	Ian E. Jardin	6/11/2013	Follow Up
International Insignia Corporation	11	Ian E. Jardin	Yes	Ian E. Jardin	3/21/2013	Follow Up
International Insignia Corporation	11	Ian E. Jardin	Yes	SYSTEM	#####	Sample
Ira Green, Inc.	11	Nathan P. Daggett	Yes	Nathan P. Daggett	12/4/2013	Follow Up
Ira Green, Inc.	11	Nathan P. Daggett	Yes	SYSTEM	10/21/2013	Sample
Ira Green, Inc.	11	Nathan P. Daggett	Yes	Nathan P. Daggett	6/10/2013	Follow Up
Ira Green, Inc.	11	Nathan P. Daggett	Yes	Nathan P. Daggett	5/14/2013	Annual
Ira Green, Inc.	11	Nathan P. Daggett	Yes	Nathan P. Daggett	3/19/2013	Follow Up
Ira Green, Inc.	11	Nathan P. Daggett	Yes	SYSTEM	2/28/2013	Sample
Isis Biopolymer	71	Nathan P. Daggett	No	Nathan P. Daggett	2/15/2013	Follow Up
Item Holding LLC	49	Ian E. Jardin	No	Ian E. Jardin	11/27/2013	Follow Up
Item Holding LLC	49	Ian E. Jardin	No	Ian E. Jardin	6/12/2013	Follow Up
Item Holding LLC	49	Ian E. Jardin	No	Ian E. Jardin	4/29/2013	Follow Up
Ivy Tavern	85	Brian E. Steere	No	Brian E. Steere	3/14/2013	Initial Inspection
Izzi Orthodontics	94	Travis Costa	No	Travis Costa	10/28/2013	Initial Inspection
J & D Shoppes, Inc.	71	Brian E. Steere	No	Brian E. Steere	11/29/2013	Follow Up
J & W - Athletics Practice Facility	85	Nathan Arruda	No	Nathan Arruda	10/15/2013	Follow Up
J & W - Athletics Practice Facility	85	Nathan Arruda	No	Nathan Arruda	9/24/2013	Initial Inspection
J & W - Center for Culinary Excellence	86	Nathan Arruda	No	Nathan Arruda	5/3/2013	Follow Up

**Field's Point
Inspection History - 2013**

Company	Category	Engineer Assigned	Significant	Inspected By	Date	Inspection Type
J & W - Imperial Hall	86	Nathan Arruda	No	Nathan Arruda	5/3/2013	Follow Up
J & W - Renaissance Hall	86	Nathan Arruda	No	Nathan Arruda	9/24/2013	Initial Inspection
J & W - South Hall	86	Nathan Arruda	No	Nathan Arruda	5/3/2013	Follow Up
J & W - Wildcat Center	86	Nathan Arruda	No	Nathan Arruda	9/24/2013	Initial Inspection
J & W - Xavier Mercy Hall	86	Nathan Arruda	No	Nathan Arruda	5/3/2013	Initial Inspection
J & W Xavier Academics Center	86	Nathan Arruda	No	Nathan Arruda	5/3/2013	Follow Up
J & W-Chestnuts	85	Nathan Arruda	No	Nathan Arruda	5/3/2013	Follow Up
J & W-Culinary Museum Catering Kitchen	86	Nathan Arruda	No	Nathan Arruda	9/24/2013	Follow Up
J & W-Culinary Museum Catering Kitchen	86	Nathan Arruda	No	Nathan Arruda	5/3/2013	Follow Up
J & W-Harborside Academics	86	Nathan Arruda	No	Nathan Arruda	5/3/2013	Follow Up
J & W-McNaulty Hall	86	Nathan Arruda	No	Nathan Arruda	5/3/2013	Follow Up
J & W-Snowden Hall	86	Nathan Arruda	No	Nathan Arruda	5/3/2013	Follow Up
J & W-Snowden Hall	86	Nathan Arruda	No	Nathan Arruda	2/19/2013	Meeting
J & W-The University Club	85	Nathan Arruda	No	Nathan Arruda	5/3/2013	Follow Up
J. Joy's Sugar Shack	81	Nathan Arruda	No	Nathan Arruda	7/17/2013	Follow Up
J. Joy's Sugar Shack	81	Nathan Arruda	No	Nathan Arruda	5/14/2013	Follow Up
J. Joy's Sugar Shack	81	Nathan Arruda	No	Nathan Arruda	3/5/2013	Initial Inspection
J.G., Inc.	71	Nathan Arruda	No	Nathan Arruda	11/5/2013	Follow Up
J.H. Realty	53	Travis Costa	No	Travis Costa	12/10/2013	Follow Up
J.H. Realty	53	Travis Costa	No	Travis Costa	6/12/2013	Follow Up
J.T.O. AAMCO, Inc.	42	Travis Costa	No	Travis Costa	12/10/2013	Follow Up
J.T.O. AAMCO, Inc.	42	Travis Costa	No	Travis Costa	6/6/2013	Follow Up
J.T.O. AAMCO, Inc.	42	Travis Costa	No	Travis Costa	4/1/2013	Follow Up
J.T.O. AAMCO, Inc.	42	Travis Costa	No	Ian E. Jardin	2/21/2013	Follow Up
Jacky's Galaxie	85	Jared Urban	No	Amanda Kezirian	2/19/2013	Follow Up
Jacky's Galaxie Restaurant	85	Brian E. Steere	No	Brian E. Steere	1/7/2013	Follow Up
Jacky's Waterplace	85	Brian E. Steere	No	Brian E. Steere	12/6/2013	Follow Up
Jacky's Waterplace	85	Brian E. Steere	No	Brian E. Steere	8/1/2013	Initial Inspection
Jacob Werba	94	Jared Urban	No	Nathan Arruda	6/19/2013	Follow Up
Jade East, Inc.	85	Jared Urban	No	Amanda Kezirian	3/14/2013	Follow Up
Jamel MEP, LLC	85	Brian E. Steere	No	Brian E. Steere	1/29/2013	Meeting
Jan Co Central, Inc.	85	Ryan T. Grasso	No	Ian E. Jardin	11/12/2013	Follow Up
Jan Co. Central, Inc.	85	Ryan T. Grasso	No	Darren Dolbashian	4/3/2013	Follow Up
Janczynsky Food Inc.	71	Nathan Arruda	No	Nathan Arruda	1/31/2013	Follow Up
Janczynsky Food Inc.	71	Nathan Arruda	No	Nathan Arruda	1/11/2013	Follow Up
JB Foley Printing Co., Inc	93	Nathan Arruda	No	Nathan Arruda	7/26/2013	Follow Up
JB Foley Printing Co., Inc	93	Nathan Arruda	No	Nathan Arruda	1/23/2013	Follow Up
JB Foley Printing Co., Inc	93	Nathan Arruda	No	Nathan Arruda	1/11/2013	Follow Up
JC Gorham	41	Ian E. Jardin	No	Ian E. Jardin	12/16/2013	Follow Up
JC Gorham	41	Ian E. Jardin	No	Ian E. Jardin	6/20/2013	Follow Up
Jeanette's Bakery	81	Brian E. Steere	No	Brian E. Steere	6/11/2013	Follow Up
Jerk & Roti	74	Nathan Arruda	No	Nathan Arruda	8/22/2013	Meeting
JH Restaurant Providence LLC	85	Brian E. Steere	No	Brian E. Steere	8/1/2013	Follow Up
Johnston Pizza House	85	Ryan T. Grasso	No	Darren Dolbashian	1/22/2013	Follow Up
Johnston Senior Center	86	Jared Urban	No	Amanda Kezirian	3/28/2013	Follow Up
Josef Creations	71	Ian E. Jardin	No	Ian E. Jardin	9/9/2013	Follow Up
Josef Creations	71	Ian E. Jardin	No	Ian E. Jardin	8/15/2013	Follow Up
Josef Creations	71	Ian E. Jardin	No	Ian E. Jardin	6/25/2013	Follow Up
Joseph A. Izzi, M.D., Inc.	60	Travis Costa	No	Travis Costa	10/28/2013	Follow Up
Joseph A. Izzi, M.D., Inc.	60	Travis Costa	No	Travis Costa	7/31/2013	Follow Up
Joy Restaurant	71	Brian E. Steere	No	Brian E. Steere	6/13/2013	Initial Inspection
JRB Associates Inc.	11	Ian E. Jardin	Yes	Ian E. Jardin	12/19/2013	Annual
JRB Associates Inc.	11	Ian E. Jardin	Yes	Ian E. Jardin	9/25/2013	Follow Up
JRB Associates Inc.	11	Ian E. Jardin	Yes	SYSTEM	8/20/2013	Sample
JRB Associates Inc.	11	Ian E. Jardin	Yes	Ian E. Jardin	6/20/2013	Follow Up
JRB Associates Inc.	11	Ian E. Jardin	Yes	SYSTEM	1/24/2013	Sample
JRB Associates Inc.	11	Ian E. Jardin	Yes	Ian E. Jardin	1/16/2013	Annual
Kadismo	71	Jared Urban	No	Ian E. Jardin	1/3/2013	Follow Up
Kami Cakes	81	Brian E. Steere	No	Brian E. Steere	4/25/2013	Follow Up
Kami Cakes	81	Brian E. Steere	No	Brian E. Steere	1/31/2013	Initial Inspection
KB Surfaces	42	Ian E. Jardin	No	Ian E. Jardin	12/2/2013	Follow Up
KB Surfaces	42	Ian E. Jardin	No	Ian E. Jardin	6/5/2013	Follow Up
Kelly Laundromat	92	Travis Costa	No	Travis Costa	3/19/2013	Follow Up
Ken Wok	85	Brian E. Steere	No	Brian E. Steere	1/7/2013	Follow Up
Kentucky Fried Chicken (Broad Street)	85	Jared Urban	No	Amanda Kezirian	4/25/2013	Follow Up
Kentucky Fried Chicken (Johnston)	85	Jared Urban	No	Amanda Kezirian	5/13/2013	Follow Up
Kentucky Fried Chicken (Johnston)	85	Jared Urban	No	Amanda Kezirian	3/28/2013	Follow Up
KFC - Mineral Spring Avenue	71	Jared Urban	No	Amanda Kezirian	2/28/2013	Follow Up
KFC - Mineral Spring Avenue	71	Jared Urban	No	Amanda Kezirian	1/24/2013	Follow Up

**Field's Point
Inspection History - 2013**

Company	Category	Engineer Assigned	Significant	Inspected By	Date	Inspection Type
Khoo Kitchen	85	Nathan Arruda	No	Nathan Arruda	5/21/2013	Follow Up
Khoo Kitchen	85	Nathan Arruda	No	Nathan Arruda	4/15/2013	Initial Inspection
Kirks Folly	11	Travis Costa	Yes	Travis Costa	12/16/2013	Follow Up
Kirks Folly	11	Travis Costa	Yes	Travis Costa	9/10/2013	Follow Up
Kirks Folly	11	Travis Costa	Yes	SYSTEM	8/22/2013	Sample
Kirks Folly	11	Travis Costa	Yes	Travis Costa	6/12/2013	Follow Up
Kirks Folly	11	Travis Costa	Yes	Travis Costa	4/30/2013	Annual
Kirks Folly	11	Travis Costa	Yes	SYSTEM	3/19/2013	Sample
Kitchenbar Restaurant	85	Brian E. Steere	No	Brian E. Steere	8/8/2013	Follow Up
Kitchenbar Restaurant	85	Brian E. Steere	No	Brian E. Steere	6/11/2013	Follow Up
Kitchenbar Restaurant	85	Brian E. Steere	No	Brian E. Steere	3/14/2013	Initial Inspection
Kon Asian Bistro	85	Ryan T. Grasso	No	Darren Dolbashian	4/2/2013	Follow Up
KVRH Foods Inc.	85	Ryan T. Grasso	No	Darren Dolbashian	1/3/2013	Follow Up
L.D.'s Sausage Shop	71	Kyle C. Gannon	No	Kyle C. Gannon	10/3/2013	Follow Up
L.M. Hovey, LLC	46	Travis Costa	No	Travis Costa	12/10/2013	Follow Up
L.M. Hovey, LLC	46	Travis Costa	No	Travis Costa	6/25/2013	Follow Up
La Mocana Cafeteria Restaurant Corp.	85	Jared Urban	No	Amanda Kezirian	3/15/2013	Initial Inspection
La Rubia Cafeteria	85	Ryan T. Grasso	No	Darren Dolbashian	3/14/2013	Follow Up
La Rubia Cafeteria	85	Ryan T. Grasso	No	Kerry Britt	3/1/2013	Meeting
La Rubia Cafeteria	85	Ryan T. Grasso	No	Darren Dolbashian	2/5/2013	Meeting
La Rubia Cafeteria	85	Ryan T. Grasso	No	Darren Dolbashian	2/4/2013	Initial Inspection
Lancellotta's Banquet Restaurant	85	Brian E. Steere	No	Brian E. Steere	4/4/2013	Follow Up
LaSalle Academy	86	Ryan T. Grasso	No	Darren Dolbashian	8/7/2013	Follow Up
LaSalle Academy	86	Ryan T. Grasso	No	Darren Dolbashian	7/23/2013	Follow Up
LaSalle Donuts Inc.	85	Brian E. Steere	No	Brian E. Steere	2/28/2013	Follow Up
Laundromax - 1315 Broad Street, LLC	92	Brian E. Steere	No	Brian E. Steere	2/25/2013	Follow Up
Laundromax - Atwells Avenue LLC	92	Brian E. Steere	No	Brian E. Steere	2/28/2013	Follow Up
Laurelmead Cooperative Inc.	86	Kyle C. Gannon	No	Kyle C. Gannon	11/26/2013	Follow Up
Lee's Manufacturing	43	Ian E. Jardin	Yes	Ian E. Jardin	11/25/2013	Follow Up
Lee's Manufacturing	43	Ian E. Jardin	Yes	SYSTEM	10/9/2013	Sample
Lee's Manufacturing	43	Ian E. Jardin	Yes	Ian E. Jardin	7/31/2013	Annual
Lee's Manufacturing	43	Ian E. Jardin	Yes	SYSTEM	6/25/2013	Sample
Lee's Manufacturing	43	Ian E. Jardin	Yes	Ian E. Jardin	6/12/2013	Follow Up
Lighthouse Restaurant, Inc.	85	Brian E. Steere	No	Brian E. Steere	11/29/2013	Follow Up
Lima Subs, LLC	85	Ryan T. Grasso	No	Darren Dolbashian	7/23/2013	Follow Up
L'Image, Inc.	71	Kyle C. Gannon	No	Kyle C. Gannon	8/26/2013	Follow Up
L'Image, Inc.	71	Kyle C. Gannon	No	Kyle C. Gannon	6/10/2013	Follow Up
Livi's Pocket LLC	74	Jared Urban	No	Nathan Arruda	9/20/2013	Meeting
Livi's Pocket LLC	74	Jared Urban	No	Nathan Arruda	9/13/2013	Initial Inspection
LNP Enterprises, Inc.	85	Kyle C. Gannon	No	Kyle C. Gannon	3/28/2013	Follow Up
Lola's Cantina LLC	85	Nathan Arruda	No	Nathan Arruda	1/10/2013	Initial Inspection
Long River Restaurant	85	Jared Urban	No	Amanda Kezirian	2/7/2013	Follow Up
Los Andes Restaurant	85	Ryan T. Grasso	No	Brian E. Steere	12/9/2013	Follow Up
Lucky Kitchen	85	Kyle C. Gannon	No	Kyle C. Gannon	7/16/2013	Follow Up
Lucky Kitchen	85	Kyle C. Gannon	No	Nathan Arruda	4/5/2013	Meeting
Lucky Kitchen	85	Kyle C. Gannon	No	Kyle C. Gannon	3/14/2013	Initial Inspection
Lucky Station BBQ Restaurant LLC	71	Jared Urban	No	Amanda Kezirian	4/1/2013	Follow Up
Luigi's Gourmet Express	85	Kyle C. Gannon	No	Kyle C. Gannon	11/29/2013	Follow Up
Luxe Burger Bar	85	Brian E. Steere	No	Brian E. Steere	8/1/2013	Follow Up
Lynn's Dolce E Pane	81	Brian E. Steere	No	Brian E. Steere	1/14/2013	Follow Up
Mac-Gray Services, Inc.	92	Nathan Arruda	No	Nathan Arruda	6/19/2013	Initial Inspection
Mahr Federal Inc	52	Nathan P. Daggett	No	Nathan P. Daggett	12/4/2013	Follow Up
Mahr Federal Inc	52	Nathan P. Daggett	No	Nathan P. Daggett	6/10/2013	Follow Up
Mahr Federal Inc.	11	Nathan P. Daggett	Yes	Nathan P. Daggett	12/9/2013	Sample
Mahr Federal Inc.	11	Nathan P. Daggett	Yes	Nathan P. Daggett	12/4/2013	Follow Up
Mahr Federal Inc.	11	Nathan P. Daggett	Yes	Nathan P. Daggett	8/8/2013	Annual
Mahr Federal Inc.	11	Nathan P. Daggett	Yes	Nathan P. Daggett	6/10/2013	Follow Up
Mahr Federal Inc.	11	Nathan P. Daggett	Yes	Nathan P. Daggett	4/15/2013	Sample
Mahr Federal Inc.	11	Nathan P. Daggett	Yes	Nathan P. Daggett	3/18/2013	Follow Up
Mainelli Tool & Die, Inc.	42	Nathan P. Daggett	No	Nathan P. Daggett	12/4/2013	Follow Up
Mainelli Tool & Die, Inc.	42	Nathan P. Daggett	No	Nathan P. Daggett	6/6/2013	Follow Up
Manton Donuts, Inc.	85	Brian E. Steere	No	Brian E. Steere	3/5/2013	Follow Up
Mark Precision, Inc.	42	Ian E. Jardin	No	Ian E. Jardin	12/12/2013	Follow Up
Mark Precision, Inc.	42	Ian E. Jardin	No	Ian E. Jardin	6/20/2013	Follow Up
Markos Automotive	97	Travis Costa	No	Travis Costa	4/10/2013	Follow Up
Martinelli Brothers LLC	81	Brian E. Steere	No	Brian E. Steere	9/27/2013	Initial Inspection
Maya Bakery	81	Brian E. Steere	No	Brian E. Steere	12/19/2013	Follow Up
Mazey's Restaurant - Charles	85	Brian E. Steere	No	Brian E. Steere	8/30/2013	Follow Up
Mazey's Restaurant - Charles	85	Brian E. Steere	No	Brian E. Steere	8/26/2013	Follow Up

**Field's Point
Inspection History - 2013**

Company	Category	Engineer Assigned	Significant	Inspected By	Date	Inspection Type
Mazey's Restaurant - Charles	85	Brian E. Steere	No	Brian E. Steere	8/15/2013	Follow Up
Mazey's Restaurant - Charles	85	Brian E. Steere	No	Brian E. Steere	7/22/2013	Follow Up
Mazey's Restaurant - Charles	85	Brian E. Steere	No	Brian E. Steere	7/16/2013	Follow Up
Mazey's Restaurant - Charles	85	Brian E. Steere	No	Brian E. Steere	7/15/2013	Follow Up
Mazey's Restaurant - Charles	85	Brian E. Steere	No	Brian E. Steere	7/10/2013	Follow Up
Mazey's Restaurant - Charles	85	Brian E. Steere	No	Brian E. Steere	1/8/2013	Follow Up
Mazey's Restaurant - Smith	85	Brian E. Steere	No	Brian E. Steere	8/5/2013	Follow Up
Mazey's Restaurant - Smith	85	Brian E. Steere	No	Brian E. Steere	5/29/2013	Follow Up
Mazey's Restaurant - Smith	85	Brian E. Steere	No	Brian E. Steere	1/8/2013	Follow Up
McDonald's/Kristin Foods, Inc.	85	Travis Costa	No	Travis Costa	10/8/2013	Follow Up
MCM Technologies	24	Ian E. Jardin	No	Ian E. Jardin	11/25/2013	Follow Up
MCM Technologies	24	Ian E. Jardin	No	Darren Dolbashian	6/11/2013	Follow Up
MCM Technologies	24	Ian E. Jardin	No	Darren Dolbashian	4/15/2013	Follow Up
MCM Technologies	24	Ian E. Jardin	No	Darren Dolbashian	2/5/2013	Meeting
McNeil's Tavern	71	Nathan Arruda	No	Nathan Arruda	5/9/2013	Initial Inspection
Meller Optics, Inc.	27	Travis Costa	No	Travis Costa	12/10/2013	Follow Up
Meller Optics, Inc.	27	Travis Costa	No	Travis Costa	9/25/2013	Follow Up
Meller Optics, Inc.	27	Travis Costa	No	Travis Costa	6/6/2013	Follow Up
Metallurgical Solutions, Inc.	11	Kyle C. Gannon	Yes	Kyle C. Gannon	12/17/2013	Follow Up
Metallurgical Solutions, Inc.	11	Kyle C. Gannon	Yes	Kyle C. Gannon	9/25/2013	Annual
Metallurgical Solutions, Inc.	11	Kyle C. Gannon	Yes	SYSTEM	7/16/2013	Sample
Metallurgical Solutions, Inc.	11	Kyle C. Gannon	Yes	Kyle C. Gannon	6/27/2013	Follow Up
Metallurgical Solutions, Inc.	11	Kyle C. Gannon	Yes	Kyle C. Gannon	4/24/2013	Follow Up
Metallurgical Solutions, Inc.	11	Kyle C. Gannon	Yes	SYSTEM	2/4/2013	Sample
Mi Quisqueya Meat Market	71	Ian E. Jardin	No	Ian E. Jardin	7/2/2013	Follow Up
Mi Quisqueya Meat Market	71	Ian E. Jardin	No	Ian E. Jardin	5/15/2013	Follow Up
Mi Quisqueya Meat Market	71	Ian E. Jardin	No	Ian E. Jardin	1/14/2013	Follow Up
Michael Anthonys	71	Kyle C. Gannon	No	Kyle C. Gannon	1/8/2013	Initial Inspection
Milad Ayad	85	Nathan Arruda	No	Nathan Arruda	6/19/2013	Follow Up
Mill Street Industrial Area	78	Nathan Dean	No	Darren Dolbashian	7/25/2013	Industrial Area
Mill Street Industrial Area	78	Nathan Dean	No	Nathan P. Daggett	7/25/2013	Industrial Area
Mill Street Industrial Area	78	Nathan Dean	No	Darren Dolbashian	3/14/2013	Industrial Area
Mill Street Industrial Area	78	Nathan Dean	No	Nathan P. Daggett	3/14/2013	Industrial Area
Mill Street Industrial Area	78	Nathan Dean	No	Travis Costa	3/5/2013	Industrial Area
Mineral Spring Holdings, LLC	97	Kyle C. Gannon	No	Kyle C. Gannon	4/29/2013	Initial Inspection
Mita Enterprise of RI	85	Nathan Arruda	No	Nathan Arruda	8/29/2013	Follow Up
Monarch Metal Finishing Co., Inc.	11	Abigail Bernier	Yes	Ian E. Jardin	12/30/2013	Annual
Monarch Metal Finishing Co., Inc.	11	Abigail Bernier	Yes	Abigail Bernier	12/18/2013	Initial Inspection
Monarch Metal Finishing Co., Inc.	11	Abigail Bernier	Yes	SYSTEM	12/18/2013	Sample
Monarch Metal Finishing Co., Inc.	11	Abigail Bernier	Yes	SYSTEM	12/17/2013	Sample
Monarch Metal Finishing Co., Inc.	11	Abigail Bernier	Yes	Abigail Bernier	9/12/2013	Meeting
Monarch Metal Finishing, Inc.	11	Ian E. Jardin	Yes	Ian E. Jardin	12/11/2013	Follow Up
Monarch Metal Finishing, Inc.	11	Ian E. Jardin	Yes	SYSTEM	12/10/2013	Sample
Monarch Metal Finishing, Inc.	11	Ian E. Jardin	Yes	SYSTEM	8/7/2013	Sample
Monarch Metal Finishing, Inc.	11	Ian E. Jardin	Yes	Ian E. Jardin	6/19/2013	Annual
Monarch Metal Finishing, Inc.	11	Ian E. Jardin	Yes	Ian E. Jardin	6/11/2013	Follow Up
Monarch Metal Finishing, Inc.	11	Ian E. Jardin	Yes	Ian E. Jardin	5/3/2013	Follow Up
Monarch Metal Finishing, Inc.	11	Ian E. Jardin	Yes	Ian E. Jardin	4/3/2013	Follow Up
Monarch Metal Finishing, Inc.	11	Ian E. Jardin	Yes	SYSTEM	3/4/2013	Sample
Monarch Metal Finishing, Inc.	11	Ian E. Jardin	Yes	SYSTEM	2/4/2013	Sample
Monarch Metal Finishing, Inc.	11	Ian E. Jardin	Yes	SYSTEM	#####	Sample
Moody Machine Products, Inc.	21	Travis Costa	No	Travis Costa	12/16/2013	Follow Up
Moody Machine Products, Inc.	21	Travis Costa	No	Travis Costa	6/12/2013	Follow Up
Moody Machine Products, Inc.	21	Travis Costa	No	Travis Costa	5/20/2013	Follow Up
Moran Transportation Industries, Inc.	52	Nathan P. Daggett	No	Nathan P. Daggett	11/12/2013	Follow Up
Moran Transportation Industries, Inc.	52	Nathan P. Daggett	No	Nathan P. Daggett	7/3/2013	Follow Up
Morgan Health Center	86	Ryan T. Grasso	No	Darren Dolbashian	4/10/2013	Follow Up
Morgan Health Center	86	Ryan T. Grasso	No	Darren Dolbashian	1/10/2013	Follow Up
Morgan Mill Metals, LLC	41	Ian E. Jardin	No	Ian E. Jardin	12/2/2013	Follow Up
Morgan Mill Metals, LLC	41	Ian E. Jardin	No	Ian E. Jardin	6/17/2013	Follow Up
Morgan Mill Metals, LLC	41	Ian E. Jardin	No	Ian E. Jardin	5/8/2013	Follow Up
Morgan Mill Metals, LLC	41	Ian E. Jardin	No	Ian E. Jardin	2/20/2013	Follow Up
Morvillo & Sons, Inc	71	Travis Costa	No	Ian E. Jardin	12/11/2013	Follow Up
Morvillo & Sons, Inc	71	Travis Costa	No	Travis Costa	6/13/2013	Follow Up
Motiva Enterprises, LLC	37	Travis Costa	No	Travis Costa	12/16/2013	Follow Up
Motiva Enterprises, LLC	37	Travis Costa	No	Travis Costa	6/13/2013	Follow Up
Mozzarella's of N.P., Inc.	85	Kyle C. Gannon	No	Kyle C. Gannon	2/20/2013	Follow Up
Mr. Biggs Saloon	85	Brian E. Steere	No	Brian E. Steere	2/28/2013	Follow Up
Mt. Fuji Japanese Steak House	85	Ryan T. Grasso	No	Darren Dolbashian	4/2/2013	Follow Up

**Field's Point
Inspection History - 2013**

Company	Category	Engineer Assigned	Significant	Inspected By	Date	Inspection Type
Mutual Metals/Mutual Cornell	43	Ian E. Jardin	No	Ian E. Jardin	12/16/2013	Follow Up
Mutual Metals/Mutual Cornell	43	Ian E. Jardin	No	Ian E. Jardin	6/20/2013	Follow Up
My Car, Incorporated	97	Brian E. Steere	No	Brian E. Steere	3/11/2013	Follow Up
N.E. Testing Laboratory, Inc.	95	Kyle C. Gannon	No	Kyle C. Gannon	9/25/2013	Follow Up
Nancy's Fancies	85	Brian E. Steere	No	Brian E. Steere	11/15/2013	Follow Up
Narr. Electric (Allens Ave.)	44	Nathan P. Daggett	No	Nathan P. Daggett	10/10/2013	Investigation
Narr. Electric (Allens Ave.)	44	Nathan P. Daggett	No	Nathan P. Daggett	7/24/2013	Follow Up
Narr. Electric-Melrose Chiller	51	Nathan P. Daggett	No	Nathan P. Daggett	7/24/2013	Follow Up
Narragansett Improvement Co.	35	Ian E. Jardin	No	Ian E. Jardin	12/18/2013	Follow Up
Narragansett Improvement Co.	35	Ian E. Jardin	No	Ian E. Jardin	6/13/2013	Follow Up
Narragansett Jewelry	11	Ian E. Jardin	Yes	SYSTEM	12/9/2013	Sample
Narragansett Jewelry	11	Ian E. Jardin	Yes	Ian E. Jardin	11/25/2013	Follow Up
Narragansett Jewelry	11	Ian E. Jardin	Yes	SYSTEM	6/17/2013	Sample
Narragansett Jewelry	11	Ian E. Jardin	Yes	Ian E. Jardin	5/29/2013	Annual
Narragansett Jewelry	11	Ian E. Jardin	Yes	Ian E. Jardin	4/29/2013	Follow Up
Nathalie Enterprise, LLC	85	Jared Urban	No	Amanda Kezirian	3/8/2013	Follow Up
Nathalie Enterprise, LLC	85	Jared Urban	No	Amanda Kezirian	3/8/2013	Meeting
Nathalie Enterprise, LLC	85	Jared Urban	No	Amanda Kezirian	2/7/2013	Initial Inspection
Nathan Bishop Middle School	74	Nathan Arruda	No	Nathan Arruda	9/4/2013	Follow Up
National Amusements, Inc.	99	Brian E. Steere	No	Brian E. Steere	1/3/2013	Follow Up
NBC Analytical Laboratory	95	Abigail Bernier	No	Abigail Bernier	2/19/2013	Follow Up
Never Spring, LLC	71	Ryan T. Grasso	No	RGRASSO	10/25/2013	Follow Up
New China	85	Brian E. Steere	No	Brian E. Steere	2/25/2013	Follow Up
New Harvest Coffee	85	Nathan Arruda	No	Nathan Arruda	9/13/2013	Initial Inspection
New Rivers Restaurant Group Inc.	85	Brian E. Steere	No	Brian E. Steere	7/18/2013	Follow Up
New Tokyo Inc.	85	Brian E. Steere	No	Brian E. Steere	2/25/2013	Follow Up
Newport West	71	Ryan T. Grasso	No	Darren Dolbashian	5/21/2013	Follow Up
NGC INC.	81	Nathan Arruda	No	SYSTEM	9/11/2013	Sample
NGC INC.	81	Nathan Arruda	No	Nathan Arruda	4/3/2013	Sample
Nice Slice	85	Nathan Arruda	No	Nathan Arruda	2/28/2013	Follow Up
Nicholas D. Iannuccilli, M.D.	60	Travis Costa	No	Travis Costa	4/25/2013	Follow Up
Nickel Corporation	85	Brian E. Steere	No	Brian E. Steere	7/25/2013	Follow Up
Nickel Corporation	85	Brian E. Steere	No	Brian E. Steere	7/23/2013	Follow Up
Nickel Corporation	85	Brian E. Steere	No	Brian E. Steere	6/6/2013	Follow Up
Nickel Corporation	85	Brian E. Steere	No	Brian E. Steere	3/14/2013	Initial Inspection
Nimol's Asian Cuisine	85	Ryan T. Grasso	No	Darren Dolbashian	6/6/2013	Follow Up
Noble House	85	Brian E. Steere	No	Brian E. Steere	2/28/2013	Follow Up
Nordstrom, Inc.	85	Ryan T. Grasso	No	Darren Dolbashian	3/19/2013	Follow Up
Northeast Environmental	95	Kyle C. Gannon	No	Kyle C. Gannon	9/25/2013	Follow Up
Northeast Remsco Construction, Inc.	40	Nathan Dean	Yes	Nathan Dean	8/8/2013	Annual
Northeast Remsco Construction, Inc.	40	Nathan Dean	Yes	Nathan Dean	7/31/2013	Sample
Northeast Remsco Construction, Inc.	40	Nathan Dean	Yes	Nathan Dean	4/30/2013	Initial Inspection
Northeast Remsco Construction, Inc.	40	Nathan Dean	Yes	Nathan Dean	2/20/2013	Sample
Northland Environmental LLC	43	Nathan P. Daggett	No	Nathan P. Daggett	10/15/2013	Follow Up
Northland Environmental LLC	43	Nathan P. Daggett	No	Nathan P. Daggett	5/2/2013	Follow Up
Not Just Spices	60	Brian E. Steere	No	Brian E. Steere	3/14/2013	Initial Inspection
Nueva San Salvador Bakery, Inc.	81	Nathan Arruda	No	Nathan Arruda	7/24/2013	Follow Up
Number One Cleaners	92	Travis Costa	No	Travis Costa	8/30/2013	Follow Up
Ocean State Laundry	92	Travis Costa	No	Travis Costa	7/18/2013	Follow Up
Ocean State Metals, Inc.	46	Travis Costa	No	Travis Costa	12/11/2013	Follow Up
Ocean State Metals, Inc.	46	Travis Costa	No	Travis Costa	11/15/2013	Follow Up
Ocean State Metals, Inc.	46	Travis Costa	No	Travis Costa	6/10/2013	Follow Up
Ocean State Peeled Potatoes	81	Kyle C. Gannon	No	SYSTEM	7/11/2013	Sample
Ocean State Peeled Potatoes	81	Kyle C. Gannon	No	SYSTEM	4/1/2013	Sample
Ogies Trailer Park LLC	71	Nathan Arruda	No	Abigail Bernier	10/25/2013	Meeting
Ok! Japanese Steakhouse	71	Brian E. Steere	No	Brian E. Steere	7/15/2013	Follow Up
Olga's Cup and Saucer, Inc.	85	Brian E. Steere	No	Brian E. Steere	2/25/2013	Follow Up
Olive Del Mondo	60	Brian E. Steere	No	Brian E. Steere	3/14/2013	Initial Inspection
Olneyville Fried Chicken, Inc.	85	Nathan Arruda	No	Nathan Arruda	4/4/2013	Follow Up
Olneyville NY System	85	Jared Urban	No	Jared Urban	12/20/2013	Follow Up
Olneyville NY System	85	Jared Urban	No	Amanda Kezirian	2/7/2013	Follow Up
Olympic Pizza	85	Brian E. Steere	No	Brian E. Steere	2/25/2013	Follow Up
Original N.Y. System Rrestaurant	85	Jared Urban	No	Amanda Kezirian	3/26/2013	Follow Up
P & D Incorporated	85	Nathan Arruda	No	Nathan Arruda	7/30/2013	Follow Up
P & D Incorporated	85	Nathan Arruda	No	Nathan Arruda	5/21/2013	Follow Up
P & D Incorporated	85	Nathan Arruda	No	Nathan Arruda	3/7/2013	Follow Up
P & D Incorporated	85	Nathan Arruda	No	Nathan Arruda	1/7/2013	Follow Up
Pacific Seafood Market	81	Ryan T. Grasso	No	Darren Dolbashian	2/5/2013	Follow Up
Palmieri's Bakery	85	Nathan Arruda	No	Nathan Arruda	4/4/2013	Follow Up

**Field's Point
Inspection History - 2013**

Company	Category	Engineer Assigned	Significant	Inspected By	Date	Inspection Type
Panaderia & Restaurante Centroamericano	85	Ryan T. Grasso	No	Darren Dolbashian	1/14/2013	Follow Up
Panaderia El Quetzal, Inc.	81	Brian E. Steere	No	Brian E. Steere	1/15/2013	Follow Up
Pane E Vino	85	Ryan T. Grasso	No	Darren Dolbashian	4/19/2013	Follow Up
Passionflower, Inc.	85	Nathan Arruda	No	Nathan Arruda	7/31/2013	Follow Up
Pastiche Fine Desserts	85	Nathan Arruda	No	Nathan Arruda	9/11/2013	Follow Up
Patrician Corp. / Mr. Ralph's	71	Brian E. Steere	No	Brian E. Steere	5/30/2013	Follow Up
Patrician Corp. / Mr. Ralph's	71	Brian E. Steere	No	Brian E. Steere	4/25/2013	Follow Up
Pauly Penta's Italian Deli	85	Jared Urban	No	Amanda Kezirian	3/1/2013	Follow Up
Pepper Dining, Inc.	85	Jared Urban	No	Amanda Kezirian	4/22/2013	Follow Up
Pescatore's Seafood, Inc.	81	Brian E. Steere	No	Brian E. Steere	7/8/2013	Follow Up
Pescatore's Seafood, Inc.	81	Brian E. Steere	No	Brian E. Steere	1/15/2013	Follow Up
PG Foods Inc.	85	Ryan T. Grasso	No	Darren Dolbashian	3/21/2013	Follow Up
Pho Paradise, Inc.	85	Nathan Arruda	No	Nathan Arruda	6/28/2013	Initial Inspection
Pilgrim Screw Corporation	11	Ian E. Jardin	Yes	Ian E. Jardin	11/27/2013	Follow Up
Pilgrim Screw Corporation	11	Ian E. Jardin	Yes	SYSTEM	10/3/2013	Sample
Pilgrim Screw Corporation	11	Ian E. Jardin	Yes	Ian E. Jardin	6/12/2013	Annual
Pilgrim Screw Corporation	11	Ian E. Jardin	Yes	Ian E. Jardin	4/30/2013	Follow Up
Pilgrim Screw Corporation	11	Ian E. Jardin	Yes	Ian E. Jardin	4/4/2013	Sample
Pine Street Ale House, LLC	85	Brian E. Steere	No	Brian E. Steere	6/7/2013	Initial Inspection
Pinkberry	85	Brian E. Steere	No	Brian E. Steere	1/3/2013	Initial Inspection
Pito's Restaurant #2	85	Nathan Arruda	No	Nathan Arruda	6/25/2013	Follow Up
Pitos Restaurant I	85	Ryan T. Grasso	No	Darren Dolbashian	2/20/2013	Follow Up
Pizza Palace	85	Jared Urban	No	Amanda Kezirian	4/17/2013	Follow Up
Pizza Pie Er	85	Nathan Arruda	No	Nathan Arruda	3/7/2013	Follow Up
Pizza Pie Er	85	Nathan Arruda	No	Nathan Arruda	2/28/2013	Follow Up
Pizza Queen	85	Jared Urban	No	Jared Urban	11/26/2013	Follow Up
Pizzeria Gusto, Inc.	85	Brian E. Steere	No	Brian E. Steere	10/24/2013	Follow Up
PJ's Pub of Johnston LLC	85	Nathan Arruda	No	Nathan Arruda	7/22/2013	Follow Up
PJ's Pub of Johnston LLC	85	Nathan Arruda	No	Nathan Arruda	6/14/2013	Follow Up
PJ's Pub of Johnston LLC	85	Nathan Arruda	No	Amanda Kezirian	3/8/2013	Initial Inspection
Plainfield Street Mill Complex	78	Nathan Dean	No	Darren Dolbashian	3/14/2013	Industrial Area
Plainfield Street Mill Complex	78	Nathan Dean	No	Nathan P. Daggett	3/14/2013	Industrial Area
Plasticast, Inc.	42	Travis Costa	No	Travis Costa	12/10/2013	Follow Up
Plasticast, Inc.	42	Travis Costa	No	Travis Costa	6/17/2013	Follow Up
Pocasset Mill Complex	78	Nathan Dean	No	Amanda Kezirian	4/8/2013	Industrial Area
Pocasset Mill Complex	78	Nathan Dean	No	Ian E. Jardin	4/8/2013	Industrial Area
Pollo Campero	85	Ryan T. Grasso	No	Darren Dolbashian	3/1/2013	Follow Up
Pollo Campero	85	Ryan T. Grasso	No	Darren Dolbashian	2/27/2013	Initial Inspection
Popeye's Chicken	85	Kyle C. Gannon	No	Kyle C. Gannon	8/5/2013	Follow Up
Popeye's Chicken and Biscuits	85	Brian E. Steere	No	Brian E. Steere	1/3/2013	Follow Up
Port of Providence	78	Nathan Dean	No	Abigail Bernier	10/16/2013	Industrial Area
Port of Providence	78	Nathan Dean	No	Nathan Arruda	10/16/2013	Industrial Area
Portland Transmission	42	Kyle C. Gannon	No	Kyle C. Gannon	12/31/2013	Follow Up
Portland Transmission	42	Kyle C. Gannon	No	Kyle C. Gannon	6/26/2013	Follow Up
Pranzi Catering	85	Jared Urban	No	Jared Urban	11/19/2013	Meeting
Pranzi Catering	85	Jared Urban	No	Nathan Arruda	10/25/2013	Initial Inspection
Pranzi Catering	85	Jared Urban	No	Amanda Kezirian	1/28/2013	Follow Up
Precision Industries, Inc.	41	Travis Costa	No	Travis Costa	12/11/2013	Follow Up
Precision Industries, Inc.	41	Travis Costa	No	Travis Costa	6/10/2013	Follow Up
Pride Laundry	92	Jared Urban	No	Amanda Kezirian	1/28/2013	Follow Up
Prince Enameling Company, Inc.	41	Ryan T. Grasso	No	Nathan P. Daggett	12/19/2013	Follow Up
Prince Enameling Company, Inc.	41	Ryan T. Grasso	No	Darren Dolbashian	6/4/2013	Follow Up
Princess Enterprises II, Inc.	85	Kyle C. Gannon	No	Kyle C. Gannon	7/11/2013	Follow Up
Pristine Car Wash	74	Travis Costa	No	Travis Costa	10/15/2013	Follow Up
Pristine Car Wash	74	Travis Costa	No	Travis Costa	8/23/2013	Initial Inspection
Pristine Car Wash	74	Travis Costa	No	Travis Costa	8/15/2013	Initial Inspection
Pristine Laundromat	92	Kyle C. Gannon	No	Kyle C. Gannon	3/5/2013	Follow Up
Proprint Incorporated	93	Travis Costa	No	Travis Costa	9/26/2013	Follow Up
Proprint Incorporated	93	Travis Costa	No	Travis Costa	3/12/2013	Follow Up
Prov. College- Suite Building	86	Nathan P. Daggett	No	Nathan P. Daggett	5/10/2013	Follow Up
Prov. Journal Co. - Production Facility	24	Travis Costa	Yes	Travis Costa	12/11/2013	Follow Up
Prov. Journal Co. - Production Facility	24	Travis Costa	Yes	Travis Costa	11/7/2013	Follow Up
Prov. Journal Co. - Production Facility	24	Travis Costa	Yes	Travis Costa	9/10/2013	Sample
Prov. Journal Co. - Production Facility	24	Travis Costa	Yes	Travis Costa	8/20/2013	Annual
Prov. Journal Co. - Production Facility	24	Travis Costa	Yes	Travis Costa	6/20/2013	Follow Up
Prov. Journal Co. - Production Facility	24	Travis Costa	Yes	Travis Costa	4/2/2013	Sample
Providence Career & Technical Academy	86	Jared Urban	No	Nathan Arruda	9/5/2013	Follow Up
Providence Career & Technical Academy	86	Jared Urban	No	Darren Dolbashian	6/20/2013	Follow Up
Providence Career & Technical Academy	86	Jared Urban	No	Darren Dolbashian	6/5/2013	Initial Inspection

**Field's Point
Inspection History - 2013**

Company	Category	Engineer Assigned	Significant	Inspected By	Date	Inspection Type
Providence Coal Fired Pizza	85	Ryan T. Grasso	No	Darren Dolbashian	7/19/2013	Follow Up
Providence College - Aquinas Hall	86	Nathan P. Daggett	No	Nathan P. Daggett	5/10/2013	Follow Up
Providence College - Bedford Hall	86	Nathan P. Daggett	No	Nathan P. Daggett	5/10/2013	Follow Up
Providence College - Davis Hall	86	Nathan P. Daggett	No	Nathan P. Daggett	5/10/2013	Follow Up
Providence College - Ditragia Hall	86	Nathan P. Daggett	No	Nathan P. Daggett	5/10/2013	Follow Up
Providence College - Dore Hall	86	Nathan P. Daggett	No	Nathan P. Daggett	5/10/2013	Follow Up
Providence College - Fennell Hall	86	Nathan P. Daggett	No	Nathan P. Daggett	5/10/2013	Follow Up
Providence College - Guzman Hall	86	Nathan P. Daggett	No	Nathan P. Daggett	5/10/2013	Follow Up
Providence College - Italy Street	97	Nathan P. Daggett	No	Nathan P. Daggett	5/10/2013	Follow Up
Providence College - Joseph Hall	86	Nathan P. Daggett	No	Nathan P. Daggett	5/10/2013	Follow Up
Providence College - Mal Brown Hall	86	Nathan P. Daggett	No	Nathan P. Daggett	5/10/2013	Follow Up
Providence College - McDermott Hall	86	Nathan P. Daggett	No	Nathan P. Daggett	5/10/2013	Follow Up
Providence College - McVinney Hall	86	Nathan P. Daggett	No	Nathan P. Daggett	5/10/2013	Follow Up
Providence College - Meagher Hall	86	Nathan P. Daggett	No	Nathan P. Daggett	5/10/2013	Follow Up
Providence College- Cunningham Hall	86	Nathan P. Daggett	No	Nathan P. Daggett	5/10/2013	Follow Up
Providence College-Power Plant	53	Nathan P. Daggett	No	Nathan P. Daggett	5/10/2013	Follow Up
Providence College-St. Aquinas Priory	86	Nathan P. Daggett	No	Nathan P. Daggett	5/10/2013	Follow Up
Providence Electroplating Works	41	Nathan P. Daggett	No	Nathan P. Daggett	12/4/2013	Follow Up
Providence Electroplating Works	41	Nathan P. Daggett	No	Nathan P. Daggett	9/23/2013	Follow Up
Providence Electroplating Works	41	Nathan P. Daggett	No	Nathan P. Daggett	6/3/2013	Follow Up
Providence Grille Inc.	85	Brian E. Steere	No	Brian E. Steere	10/28/2013	Initial Inspection
Providence Parks Department	85	Brian E. Steere	No	Brian E. Steere	6/27/2013	Initial Inspection
Providence Public Safety Complex	86	Nathan Arruda	No	Nathan Arruda	8/6/2013	Follow Up
Providence School Department	85	Brian E. Steere	No	Brian E. Steere	9/30/2013	Follow Up
Providence Specialty Products	34	Ian E. Jardin	Yes	Ian E. Jardin	12/12/2013	Annual
Providence Specialty Products	34	Ian E. Jardin	Yes	SYSTEM	12/10/2013	Sample
Providence Specialty Products	34	Ian E. Jardin	Yes	SYSTEM	9/25/2013	Sample
Providence Specialty Products	34	Ian E. Jardin	Yes	Ian E. Jardin	9/4/2013	Follow Up
Providence Specialty Products	34	Ian E. Jardin	Yes	Darren Dolbashian	6/19/2013	Follow Up
Providence Specialty Products	34	Ian E. Jardin	Yes	Ian E. Jardin	4/9/2013	Sample
Providence Specialty Products	34	Ian E. Jardin	Yes	Darren Dolbashian	3/27/2013	Follow Up
Providence Specialty Products	34	Ian E. Jardin	Yes	Darren Dolbashian	1/31/2013	Annual
Putnam Street Laundromat	71	Nathan Arruda	No	Nathan Arruda	1/31/2013	Follow Up
Putnam Street Laundromat Inc.	92	Nathan Arruda	No	Nathan Arruda	1/31/2013	Initial Inspection
Quality Beef Co., Inc.	81	Nathan Arruda	No	Nathan Arruda	3/4/2013	Follow Up
Quality Spraying Technologies	27	Ryan T. Grasso	No	Ian E. Jardin	11/25/2013	Follow Up
Quality Spraying Technologies	27	Ryan T. Grasso	No	Darren Dolbashian	7/11/2013	Follow Up
Quality Spraying Technologies	27	Ryan T. Grasso	No	Darren Dolbashian	6/11/2013	Follow Up
Quality Spraying Technologies	27	Ryan T. Grasso	No	Darren Dolbashian	4/24/2013	Follow Up
Quality Spraying Technologies	27	Ryan T. Grasso	No	Darren Dolbashian	2/26/2013	Meeting
Quality Spraying Technologies	27	Ryan T. Grasso	No	Darren Dolbashian	2/25/2013	Follow Up
R. E. Sturdy Company, Inc.	11	Abigail Bernier	Yes	Abigail Bernier	12/18/2013	Sample
R. E. Sturdy Company, Inc.	11	Abigail Bernier	Yes	Abigail Bernier	12/17/2013	Follow Up
R. E. Sturdy Company, Inc.	11	Abigail Bernier	Yes	SYSTEM	12/16/2013	Sample
R. E. Sturdy Company, Inc.	11	Abigail Bernier	Yes	Abigail Bernier	10/10/2013	Follow Up
R. E. Sturdy Company, Inc.	11	Abigail Bernier	Yes	Abigail Bernier	8/21/2013	Follow Up
R. E. Sturdy Company, Inc.	11	Abigail Bernier	Yes	Abigail Bernier	6/13/2013	Follow Up
R. E. Sturdy Company, Inc.	11	Abigail Bernier	Yes	SYSTEM	5/21/2013	Sample
R. E. Sturdy Company, Inc.	11	Abigail Bernier	Yes	SYSTEM	4/15/2013	Sample
R. E. Sturdy Company, Inc.	11	Abigail Bernier	Yes	Abigail Bernier	2/21/2013	Annual
R.I. Hospital - Coro Building	95	Nathan P. Daggett	No	Nathan P. Daggett	4/22/2013	Initial Inspection
R.I.P.T.A. - Chaffee Building	37	Travis Costa	No	Travis Costa	12/16/2013	Follow Up
R.I.P.T.A. - Chaffee Building	37	Travis Costa	No	Travis Costa	6/10/2013	Follow Up
R.I.P.T.A. - Para-Transit Facility	37	Travis Costa	No	Travis Costa	12/16/2013	Follow Up
R.I.P.T.A. - Para-Transit Facility	37	Travis Costa	No	Travis Costa	6/10/2013	Follow Up
R.I.P.T.A.-New Bus Facility	37	Travis Costa	No	Travis Costa	12/16/2013	Follow Up
R.I.P.T.A.-New Bus Facility	37	Travis Costa	No	Travis Costa	6/10/2013	Follow Up
RAA, Inc.	85	Brian E. Steere	No	Brian E. Steere	9/27/2013	Follow Up
Rainbow Cleaners, Inc.	92	Nathan Arruda	No	Nathan Arruda	8/5/2013	Follow Up
Rangina, Inc.	85	Ryan T. Grasso	No	Darren Dolbashian	4/3/2013	Follow Up
RCR Group Inc.	85	Brian E. Steere	No	Brian E. Steere	1/10/2013	Follow Up
RD Investments	85	Brian E. Steere	No	Brian E. Steere	7/8/2013	Follow Up
Red Ginger	85	Kyle C. Gannon	No	Kyle C. Gannon	11/13/2013	Follow Up
Renaissance Hotel	71	Nathan Arruda	No	Nathan Arruda	1/4/2013	Follow Up
Renaissance Providence	86	Nathan Arruda	No	Nathan Arruda	1/4/2013	Initial Inspection
Reservoir Avenue School	86	Ryan T. Grasso	No	Darren Dolbashian	3/28/2013	Follow Up
Restaurant Mexico Garibaldi	85	Brian E. Steere	No	Brian E. Steere	2/28/2013	Follow Up
Reyes Food Market	82	Nathan Arruda	No	Nathan Arruda	3/8/2013	Follow Up
Reyes Food Market	82	Nathan Arruda	No	Nathan Arruda	1/14/2013	Follow Up

**Field's Point
Inspection History - 2013**

Company	Category	Engineer Assigned	Significant	Inspected By	Date	Inspection Type
Rhode Island Billiards Club	85	Brian E. Steere	No	Brian E. Steere	11/21/2013	Follow Up
Rhode Island Blood Center	95	Brian E. Steere	No	Brian E. Steere	5/21/2013	Follow Up
Rhode Island Chemical Corporation	43	Travis Costa	No	Travis Costa	12/10/2013	Follow Up
Rhode Island Chemical Corporation	43	Travis Costa	No	Travis Costa	11/13/2013	Follow Up
Rhode Island Chemical Corporation	43	Travis Costa	No	Travis Costa	6/12/2013	Follow Up
Rhode Island College - Connection 1	89	Brian E. Steere	No	Brian E. Steere	12/26/2013	Follow Up
Rhode Island College - Connection 2	43	Brian E. Steere	No	Brian E. Steere	12/26/2013	Follow Up
Rhode Island College - Connection 2	43	Brian E. Steere	No	Brian E. Steere	6/25/2013	Follow Up
Rhode Island College - Connection 2	43	Brian E. Steere	No	Brian E. Steere	2/4/2013	Follow Up
Rhode Island College - Connection 2	43	Brian E. Steere	No	Brian E. Steere	2/4/2013	Meeting
Rhode Island College - Connection 3	99	Brian E. Steere	No	Brian E. Steere	12/26/2013	Follow Up
Rhode Island College - Connection 4	86	Brian E. Steere	No	Brian E. Steere	12/26/2013	Follow Up
Rhode Island Convention Center	86	Kyle C. Gannon	No	Kyle C. Gannon	3/20/2013	Follow Up
Rhode Island Heat Treating Co.	51	Nathan P. Daggett	No	Nathan P. Daggett	12/2/2013	Follow Up
Rhode Island Heat Treating Co.	51	Nathan P. Daggett	No	Nathan P. Daggett	6/6/2013	Follow Up
Rhode Island Hospital	90	Nathan P. Daggett	No	Nathan P. Daggett	5/7/2013	Investigation
Rhode Island Provision Company	81	Kyle C. Gannon	No	Kyle C. Gannon	7/31/2013	Follow Up
Rhode Island Provision Company	81	Kyle C. Gannon	No	Kyle C. Gannon	4/1/2013	Meeting
Rhode Island Recycled Metals, LLC.	42	Nathan P. Daggett	No	Nathan P. Daggett	9/23/2013	Follow Up
Rhode Island Recycled Metals, LLC.	42	Nathan P. Daggett	No	Nathan P. Daggett	6/27/2013	Follow Up
Rhode Island Recycled Metals, LLC.	42	Nathan P. Daggett	No	Nathan P. Daggett	3/25/2013	Initial Inspection
Rhode Rockets Inc.	85	Nathan Arruda	No	Nathan Arruda	1/3/2013	Follow Up
RIBC Properties, LLC	95	Brian E. Steere	No	Brian E. Steere	5/21/2013	Initial Inspection
Ribs and Company	71	Nathan Arruda	No	Nathan Arruda	7/17/2013	Follow Up
Rich Group	52	Travis Costa	No	Travis Costa	12/10/2013	Follow Up
Rich Group	52	Travis Costa	No	Travis Costa	11/8/2013	Follow Up
Rich Group	52	Travis Costa	No	Travis Costa	8/23/2013	Follow Up
Rich Group	52	Travis Costa	No	Travis Costa	6/13/2013	Follow Up
Rico Sazon II	85	Ryan T. Grasso	No	Darren Dolbashian	8/5/2013	Follow Up
RISD - 15 Westminster Street	86	Kyle C. Gannon	No	Kyle C. Gannon	9/30/2013	Follow Up
RISD - Auditorium	84	Kyle C. Gannon	No	Kyle C. Gannon	5/1/2013	Follow Up
RISD - Bank Building	99	Kyle C. Gannon	No	Kyle C. Gannon	5/1/2013	Follow Up
RISD - Bayard-Ewing Building	99	Kyle C. Gannon	No	Kyle C. Gannon	5/1/2013	Follow Up
RISD - Benson Hall	24	Kyle C. Gannon	No	Kyle C. Gannon	12/12/2013	Follow Up
RISD - Benson Hall	24	Kyle C. Gannon	No	Kyle C. Gannon	7/10/2013	Follow Up
RISD - Central Power Plant	52	Kyle C. Gannon	No	Kyle C. Gannon	12/12/2013	Follow Up
RISD - Central Power Plant	52	Kyle C. Gannon	No	Kyle C. Gannon	7/10/2013	Follow Up
RISD - College Building	23	Kyle C. Gannon	No	Kyle C. Gannon	12/12/2013	Follow Up
RISD - College Building	23	Kyle C. Gannon	No	Kyle C. Gannon	7/10/2013	Follow Up
RISD - Design Center	93	Kyle C. Gannon	No	Kyle C. Gannon	5/1/2013	Follow Up
RISD - Dexter House Garage	99	Kyle C. Gannon	No	Kyle C. Gannon	5/1/2013	Follow Up
RISD - East Hall	86	Kyle C. Gannon	No	Kyle C. Gannon	5/1/2013	Follow Up
RISD - Fletcher Building	99	Kyle C. Gannon	No	Kyle C. Gannon	9/30/2013	Follow Up
RISD - Homer Hall	86	Kyle C. Gannon	No	Kyle C. Gannon	5/1/2013	Follow Up
RISD - Industrial Design Building	99	Kyle C. Gannon	No	Kyle C. Gannon	5/1/2013	Follow Up
RISD - Market House	84	Kyle C. Gannon	No	Kyle C. Gannon	5/1/2013	Follow Up
RISD - Mason (CIT) Building	99	Kyle C. Gannon	No	Kyle C. Gannon	9/30/2013	Follow Up
RISD - Memorial Hall	99	Kyle C. Gannon	No	Kyle C. Gannon	5/1/2013	Follow Up
RISD - Metcalf Building	43	Kyle C. Gannon	No	Kyle C. Gannon	12/12/2013	Follow Up
RISD - Metcalf Building	43	Kyle C. Gannon	No	Kyle C. Gannon	7/10/2013	Follow Up
RISD - Nickerson Hall	86	Kyle C. Gannon	No	Kyle C. Gannon	5/1/2013	Follow Up
RISD - Refectory	85	Kyle C. Gannon	No	Kyle C. Gannon	5/1/2013	Follow Up
RISD - South Hall	86	Kyle C. Gannon	No	Kyle C. Gannon	5/1/2013	Follow Up
RISD - Washington Building	99	Kyle C. Gannon	No	Kyle C. Gannon	5/1/2013	Follow Up
RISD - Waterman Building	99	Kyle C. Gannon	No	Kyle C. Gannon	5/1/2013	Follow Up
RISD - Winston Clock Tower	53	Kyle C. Gannon	No	Kyle C. Gannon	12/12/2013	Follow Up
RISD - Winston Clock Tower	53	Kyle C. Gannon	No	Kyle C. Gannon	7/10/2013	Follow Up
RISD-Colonial Apartments	86	Kyle C. Gannon	No	Kyle C. Gannon	5/1/2013	Follow Up
RISD-Illustration Studies Building	84	Kyle C. Gannon	No	Kyle C. Gannon	5/1/2013	Follow Up
RISD-What Cheer Garage	84	Kyle C. Gannon	No	Kyle C. Gannon	5/1/2013	Follow Up
Rita's Pizza	85	Jared Urban	No	Amanda Kezirian	1/14/2013	Follow Up
Robert L. Serinsky, DMD	94	Ian E. Jardin	No	Ian E. Jardin	11/19/2013	Follow Up
Roberts Polishing	46	Kyle C. Gannon	No	Kyle C. Gannon	12/17/2013	Follow Up
Roberts Polishing	46	Kyle C. Gannon	No	Kyle C. Gannon	6/3/2013	Follow Up
Rogue Island Group LLC	85	Nathan Arruda	No	Nathan Arruda	9/20/2013	Initial Inspection
Ronit Corporation	85	Kyle C. Gannon	No	Kyle C. Gannon	2/18/2013	Follow Up
Ron's Pastry Gourmet	81	Kyle C. Gannon	No	Kyle C. Gannon	1/23/2013	Follow Up
Rosa Mia Pizza and More	85	Brian E. Steere	No	Brian E. Steere	4/30/2013	Follow Up
Rosco Manufacturing, LLC	42	Ryan T. Grasso	No	Ian E. Jardin	11/25/2013	Follow Up

**Field's Point
Inspection History - 2013**

Company	Category	Engineer Assigned	Significant	Inspected By	Date	Inspection Type
Rosco Manufacturing, LLC	42	Ryan T. Grasso	No	Darren Dolbashian	6/11/2013	Follow Up
Rosco Manufacturing, LLC	42	Ryan T. Grasso	No	Darren Dolbashian	2/5/2013	Meeting
Rosco Manufacturing, LLC	42	Ryan T. Grasso	No	Darren Dolbashian	1/10/2013	Follow Up
Rossi's Cold Cuts & Deli	85	Nathan Arruda	No	Nathan Arruda	11/5/2013	Follow Up
Rossi's Cold Cuts & Deli	85	Nathan Arruda	No	Nathan Arruda	2/14/2013	Follow Up
RVS Mfg. Co.	41	Travis Costa	No	Travis Costa	12/10/2013	Follow Up
RVS Mfg. Co.	41	Travis Costa	No	Travis Costa	11/15/2013	Follow Up
RVS Mfg. Co.	41	Travis Costa	No	Travis Costa	6/13/2013	Follow Up
S&Y Chinese restaurant, Inc	85	Nathan Arruda	No	Nathan Arruda	2/14/2013	Follow Up
Sage Manufacturing Company, Inc.	43	Ian E. Jardin	No	Ian E. Jardin	11/27/2013	Follow Up
Sage Manufacturing Company, Inc.	43	Ian E. Jardin	No	Ian E. Jardin	6/12/2013	Follow Up
Sakis Pizza	85	Brian E. Steere	No	Brian E. Steere	8/1/2013	Follow Up
Sakura Japan	85	Kyle C. Gannon	No	Kyle C. Gannon	1/3/2013	Follow Up
Sala Cruz	85	Brian E. Steere	No	Brian E. Steere	2/6/2013	Meeting
Sala Cruz	85	Brian E. Steere	No	Nathan Arruda	2/5/2013	Meeting
Sala Cruz	85	Brian E. Steere	No	Brian E. Steere	1/10/2013	Follow Up
Salon Bar LLC	85	Brian E. Steere	No	Brian E. Steere	8/1/2013	Follow Up
Samuel Sinclair Dental Center	94	Nathan P. Daggett	No	Nathan P. Daggett	4/22/2013	Follow Up
Sangtong, LLC	85	Nathan Arruda	No	Nathan Arruda	5/21/2013	Follow Up
Sangtong, LLC	85	Nathan Arruda	No	Nathan Arruda	3/12/2013	Follow Up
Sangtong, LLC	85	Nathan Arruda	No	Nathan Arruda	3/7/2013	Initial Inspection
Saptagiri LLC	85	Ryan T. Grasso	No	Darren Dolbashian	1/2/2013	Follow Up
Sbarro	85	Brian E. Steere	No	Brian E. Steere	1/3/2013	Follow Up
Scialo Bakery	81	Nathan Arruda	No	Nathan Arruda	4/4/2013	Follow Up
Scopa, LLC	85	Brian E. Steere	No	Brian E. Steere	8/1/2013	Follow Up
Sedna Seafoods, LLC	81	Ryan T. Grasso	No	Darren Dolbashian	6/7/2013	Initial Inspection
Seven Stars Bakery	85	Kyle C. Gannon	No	Kyle C. Gannon	3/14/2013	Follow Up
Seven Stars Bakery (Broadway)	85	Kyle C. Gannon	No	Kyle C. Gannon	3/28/2013	Follow Up
Shanghai Restaurant	85	Ryan T. Grasso	No	Abigail Bernier	11/7/2013	Follow Up
Shank/Balfour Beatty	40	Nathan Dean	Yes	Nathan Dean	10/3/2013	Annual
Shank/Balfour Beatty	40	Nathan Dean	Yes	Nathan Dean	8/6/2013	Sample
Shank/Balfour Beatty	40	Nathan Dean	Yes	Nathan Dean	5/3/2013	Follow Up
Shank/Balfour Beatty	40	Nathan Dean	Yes	SYSTEM	3/4/2013	Sample
Shark Sushi Bar & Grill	85	Jared Urban	No	Jared Urban	12/31/2013	Follow Up
Shaw's Supermarket Store #7443	82	Brian E. Steere	No	Brian E. Steere	8/26/2013	Follow Up
Shaw's Supermarket Store #7443	82	Brian E. Steere	No	Brian E. Steere	1/24/2013	Follow Up
Shore's Market, Inc.	82	Jared Urban	No	Amanda Kezirian	1/24/2013	Follow Up
Sicilia's Pizzeria	85	Brian E. Steere	No	Brian E. Steere	9/27/2013	Follow Up
Simplex Engine & Machine, Inc.	42	Kyle C. Gannon	No	Kyle C. Gannon	12/31/2013	Follow Up
Simplex Engine & Machine, Inc.	42	Kyle C. Gannon	No	Kyle C. Gannon	6/5/2013	Follow Up
Smith Hill Laundromat	92	Ryan T. Grasso	No	Darren Dolbashian	4/23/2013	Follow Up
Smith Street Grille	71	Jared Urban	No	Amanda Kezirian	1/4/2013	Follow Up
Snakes and Dust, LLC	71	Nathan Arruda	No	Nathan Arruda	6/28/2013	Follow Up
Snow Associates	84	Kyle C. Gannon	No	Kyle C. Gannon	1/31/2013	Follow Up
Something Different	81	Brian E. Steere	No	Brian E. Steere	11/6/2013	Follow Up
Something Different	81	Brian E. Steere	No	Brian E. Steere	7/16/2013	Follow Up
Sophia Laundromat Inc.	92	Jared Urban	No	Amanda Kezirian	3/19/2013	Initial Inspection
Souper Bowls	71	Brian E. Steere	No	Brian E. Steere	12/16/2013	Follow Up
Souper Bowls	71	Brian E. Steere	No	Brian E. Steere	6/7/2013	Initial Inspection
Southside Olneyville / Dike Street	78	Nathan Dean	No	Abigail Bernier	5/2/2013	Industrial Area
Southside Olneyville / Dike Street	78	Nathan Dean	No	Kyle C. Gannon	5/2/2013	Industrial Area
Spats	85	Kyle C. Gannon	No	Kyle C. Gannon	4/17/2013	Follow Up
Spectrum Coatings Lab, Inc.	46	Nathan P. Daggett	No	Nathan P. Daggett	12/2/2013	Follow Up
Spectrum Coatings Lab, Inc.	46	Nathan P. Daggett	No	Nathan P. Daggett	6/6/2013	Follow Up
Speedy Auto Service by Monro	97	Kyle C. Gannon	No	Kyle C. Gannon	7/31/2013	Follow Up
Spirito's Restaurant	85	Brian E. Steere	No	Brian E. Steere	11/19/2013	Follow Up
Spirito's Restaurant	85	Brian E. Steere	No	Brian E. Steere	5/9/2013	Initial Inspection
Sprague Energy Corporation	52	Ian E. Jardin	No	Ian E. Jardin	12/16/2013	Follow Up
Sprague Energy Corporation	52	Ian E. Jardin	No	Ian E. Jardin	6/13/2013	Follow Up
St. Joseph Hospital (Fatima)	90	Ian E. Jardin	No	Ian E. Jardin	3/19/2013	Follow Up
St. Joseph Hospital (Providence)	90	Ian E. Jardin	No	Ian E. Jardin	3/25/2013	Follow Up
Starbucks (Biltmore)	85	Kyle C. Gannon	No	Kyle C. Gannon	7/17/2013	Follow Up
Starbucks (Financial Plaza)	85	Kyle C. Gannon	No	Kyle C. Gannon	7/17/2013	Follow Up
Steakout Pizza	71	Nathan Arruda	No	Nathan Arruda	3/8/2013	Follow Up
Stearns Tool Company	60	Brian E. Steere	No	Brian E. Steere	4/25/2013	Follow Up
Steven A. Sack, D.M.D	94	Kyle C. Gannon	No	Kyle C. Gannon	2/21/2013	Follow Up
Stock Culinary Goods	85	Travis Costa	No	Travis Costa	8/8/2013	Follow Up
Stock Culinary Goods	85	Travis Costa	No	Travis Costa	3/19/2013	Follow Up
Subway (Atwood Ave.)	85	Jared Urban	No	Amanda Kezirian	2/28/2013	Follow Up

**Field's Point
Inspection History - 2013**

Company	Category	Engineer Assigned	Significant	Inspected By	Date	Inspection Type
Subway (Kennedy Plaza)	85	Kyle C. Gannon	No	Kyle C. Gannon	11/7/2013	Follow Up
Subway (Westminster Street)	85	Kyle C. Gannon	No	Kyle C. Gannon	9/5/2013	Follow Up
Subway (Weybosset Street)	85	Kyle C. Gannon	No	Kyle C. Gannon	11/7/2013	Follow Up
Subway Hussaini & Banni Bros of P.P. LLC	85	Nathan Arruda	No	Nathan Arruda	1/3/2013	Follow Up
Sugar Coated Heaven	85	Nathan Arruda	No	Nathan Arruda	9/13/2013	Initial Inspection
Summit R.I. SNF LLC	86	Jared Urban	No	Amanda Kezirian	4/11/2013	Initial Inspection
Sun-Brite Laundromat	92	Nathan Arruda	No	Nathan Arruda	4/26/2013	Follow Up
Super Laundromat	71	Jared Urban	No	Amanda Kezirian	4/26/2013	Follow Up
Sura 153, Inc.	85	Ryan T. Grasso	No	Darren Dolbashian	7/19/2013	Follow Up
Surface Coatings Division, MFB LLC	11	Ian E. Jardin	Yes	SYSTEM	12/9/2013	Sample
Surface Coatings Division, MFB LLC	11	Ian E. Jardin	Yes	Ian E. Jardin	11/27/2013	Follow Up
Surface Coatings Division, MFB LLC	11	Ian E. Jardin	Yes	Ian E. Jardin	7/25/2013	Annual
Surface Coatings Division, MFB LLC	11	Ian E. Jardin	Yes	Ian E. Jardin	6/12/2013	Follow Up
Surface Coatings Division, MFB LLC	11	Ian E. Jardin	Yes	SYSTEM	5/20/2013	Sample
Surface Coatings Division, MFB LLC	11	Ian E. Jardin	Yes	Ian E. Jardin	4/29/2013	Follow Up
Swash Express Auto Wash	97	Kyle C. Gannon	No	Kyle C. Gannon	7/24/2013	Initial Inspection
Sweet Orange, LLC	85	Brian E. Steere	No	Brian E. Steere	9/27/2013	Follow Up
Symbionix, LLC	60	Ian E. Jardin	No	Ian E. Jardin	5/3/2013	Initial Inspection
T.O. Nam Sausage, Inc.	81	Kyle C. Gannon	No	Kyle C. Gannon	10/28/2013	Follow Up
Taco Bell	85	Brian E. Steere	No	Brian E. Steere	1/3/2013	Follow Up
Taco Bell Atwood	85	Nathan Arruda	No	Nathan Arruda	6/19/2013	Follow Up
Tadka India	85	Kyle C. Gannon	No	Kyle C. Gannon	3/27/2013	Follow Up
Tadka India	85	Kyle C. Gannon	No	Kyle C. Gannon	1/3/2013	Follow Up
Taso's N.Y. System, Inc.	85	Jared Urban	No	Amanda Kezirian	2/28/2013	Follow Up
Technodic, Inc.	11	Ian E. Jardin	Yes	SYSTEM	12/17/2013	Sample
Technodic, Inc.	11	Ian E. Jardin	Yes	Ian E. Jardin	12/11/2013	Follow Up
Technodic, Inc.	11	Ian E. Jardin	Yes	Ian E. Jardin	10/23/2013	Annual
Technodic, Inc.	11	Ian E. Jardin	Yes	SYSTEM	6/26/2013	Sample
Technodic, Inc.	11	Ian E. Jardin	Yes	Ian E. Jardin	6/11/2013	Follow Up
Technodic, Inc.	11	Ian E. Jardin	Yes	Ian E. Jardin	3/21/2013	Follow Up
Technodic, Inc.	11	Ian E. Jardin	Yes	SYSTEM	2/20/2013	Sample
Tedesco's Sausage Shop	81	Brian E. Steere	No	Brian E. Steere	2/1/2013	Follow Up
Tedesco's Sausage Shop	81	Brian E. Steere	No	Brian E. Steere	1/31/2013	Follow Up
Tercat Tool & Die Company, Inc.	46	Ian E. Jardin	No	Ian E. Jardin	12/12/2013	Follow Up
Tercat Tool & Die Company, Inc.	46	Ian E. Jardin	No	Ian E. Jardin	6/20/2013	Follow Up
The Abbey	85	Nathan Arruda	No	Nathan Arruda	7/24/2013	Follow Up
The Allied Group	24	Kyle C. Gannon	No	Kyle C. Gannon	12/11/2013	Follow Up
The Allied Group	24	Kyle C. Gannon	No	Kyle C. Gannon	6/20/2013	Follow Up
The Apartment	85	Nathan Arruda	No	Nathan Arruda	6/28/2013	Follow Up
The Birch Group, LLC	85	Nathan Arruda	No	Nathan P. Daggett	11/18/2013	Initial Inspection
The Blue Cottage Restaurant	71	Kyle C. Gannon	No	Kyle C. Gannon	10/22/2013	Follow Up
The Blue Cottage Restaurant	71	Kyle C. Gannon	No	Kyle C. Gannon	8/9/2013	Follow Up
The Blue Cottage Restaurant	71	Kyle C. Gannon	No	Kyle C. Gannon	3/14/2013	Follow Up
The Celtic Lounge	85	Nathan Arruda	No	Nathan Arruda	10/2/2013	Follow Up
The Celtic Lounge	85	Nathan Arruda	No	Nathan Arruda	6/27/2013	Follow Up
The Duck and Bunny	74	Brian E. Steere	No	Brian E. Steere	9/13/2013	Initial Inspection
The Foundry Associates	37	Travis Costa	No	Travis Costa	12/11/2013	Follow Up
The Foundry Associates	37	Travis Costa	No	Travis Costa	11/19/2013	Follow Up
The Foundry Associates	37	Travis Costa	No	Travis Costa	6/6/2013	Follow Up
The Grande, LLC	85	Brian E. Steere	No	Brian E. Steere	7/10/2013	Initial Inspection
The Great Lakes Group	85	Brian E. Steere	No	Brian E. Steere	12/16/2013	Follow Up
The Great Lakes Group	85	Brian E. Steere	No	Brian E. Steere	4/4/2013	Follow Up
The Ice House	71	Jared Urban	No	Travis Costa	9/17/2013	Follow Up
The Little Inn	85	Nathan Arruda	No	Nathan Arruda	6/11/2013	Follow Up
The Mills Tavern	85	Brian E. Steere	No	Brian E. Steere	7/18/2013	Initial Inspection
The Original Italian Bakery, Inc.	81	Brian E. Steere	No	Brian E. Steere	8/28/2013	Follow Up
The Original Italian Bakery, Inc.	81	Brian E. Steere	No	Brian E. Steere	4/10/2013	Follow Up
The Providence Journal Company	52	Travis Costa	No	Travis Costa	12/11/2013	Follow Up
The Providence Journal Company	52	Travis Costa	No	Travis Costa	6/20/2013	Follow Up
The Providence Mint, Inc.	44	Ian E. Jardin	No	Ian E. Jardin	11/27/2013	Follow Up
The Providence Mint, Inc.	44	Ian E. Jardin	No	Ian E. Jardin	6/12/2013	Follow Up
The Providence Mint, Inc.	44	Ian E. Jardin	No	Ian E. Jardin	1/14/2013	Follow Up
The ROI	85	Travis Costa	No	Travis Costa	7/24/2013	Meeting
The Small Point Cafe	85	Kyle C. Gannon	No	Kyle C. Gannon	9/5/2013	Follow Up
The Soap Box	71	Nathan Arruda	No	Nathan Arruda	4/2/2013	Follow Up
The Soap Box	71	Nathan Arruda	No	Nathan Arruda	1/11/2013	Follow Up
The Soapbox LLC	92	Nathan Arruda	No	Nathan Arruda	4/2/2013	Initial Inspection
The Vault Lounge	74	Brian E. Steere	No	Brian E. Steere	9/24/2013	Meeting
The Washroom	92	Travis Costa	No	Travis Costa	3/12/2013	Follow Up

**Field's Point
Inspection History - 2013**

Company	Category	Engineer Assigned	Significant	Inspected By	Date	Inspection Type
The Westin Hotel Expansion	86	Kyle C. Gannon	No	Kyle C. Gannon	2/27/2013	Follow Up
The Westin Providence	71	Kyle C. Gannon	No	Kyle C. Gannon	2/27/2013	Follow Up
Theresa Creations, Inc.	42	Ian E. Jardin	No	Ian E. Jardin	12/2/2013	Follow Up
Theresa Creations, Inc.	42	Ian E. Jardin	No	Ian E. Jardin	6/17/2013	Follow Up
This Guy's Pizza	85	Nathan Arruda	No	Nathan Arruda	10/17/2013	Follow Up
Thomas S. Mulvey DDS LLC	94	Ian E. Jardin	No	Ian E. Jardin	11/19/2013	Follow Up
Three Sisters, LLC	85	Travis Costa	No	Travis Costa	7/24/2013	Follow Up
Tina's Italian Kitchen, LLC	85	Jared Urban	No	Jared Urban	12/4/2013	Follow Up
Tina's Jamaican Restaurant	85	Brian E. Steere	No	Brian E. Steere	9/27/2013	Follow Up
Tomato City Pizza	85	Jared Urban	No	Amanda Kezirian	3/27/2013	Meeting
Tomato City Pizza	85	Jared Urban	No	Amanda Kezirian	1/28/2013	Follow Up
Tommy's Pizza, Inc.	85	Nathan Arruda	No	Nathan Arruda	7/24/2013	Follow Up
Tony's Colonial Food	85	Brian E. Steere	No	Brian E. Steere	9/27/2013	Follow Up
Tool Craft Inc. / Ru-Mart Inc.	41	Ian E. Jardin	No	Ian E. Jardin	12/2/2013	Follow Up
Tool Craft Inc. / Ru-Mart Inc.	41	Ian E. Jardin	No	Ian E. Jardin	6/5/2013	Follow Up
Tower Manufacturing Corp.	27	Travis Costa	No	Travis Costa	12/16/2013	Follow Up
Tower Manufacturing Corp.	27	Travis Costa	No	Travis Costa	6/25/2013	Follow Up
Training Through Placement	74	Brian E. Steere	No	Brian E. Steere	11/6/2013	Initial Inspection
Treeppl, LLC	85	Kyle C. Gannon	No	Kyle C. Gannon	11/21/2013	Initial Inspection
Tri-Jay Company	11	Ian E. Jardin	Yes	SYSTEM	12/16/2013	Sample
Tri-Jay Company	11	Ian E. Jardin	Yes	Ian E. Jardin	12/2/2013	Follow Up
Tri-Jay Company	11	Ian E. Jardin	Yes	Ian E. Jardin	6/5/2013	Annual
Tri-Jay Company	11	Ian E. Jardin	Yes	SYSTEM	5/21/2013	Sample
Tri-Jay Company	11	Ian E. Jardin	Yes	SYSTEM	2/28/2013	Sample
Trinity Management Co., LLC	85	Jared Urban	No	Amanda Kezirian	4/25/2013	Follow Up
Tropical Olive Restaurant	85	Brian E. Steere	No	Brian E. Steere	1/14/2013	Follow Up
Troy, LLC	85	Nathan Arruda	No	Nathan Arruda	8/20/2013	Follow Up
Troy, LLC	85	Nathan Arruda	No	Nathan Arruda	5/14/2013	Initial Inspection
Troy, LLC	85	Nathan Arruda	No	Nathan Arruda	3/12/2013	Meeting
Troy, LLC	85	Nathan Arruda	No	Nathan Arruda	3/8/2013	Meeting
Troy, LLC	85	Nathan Arruda	No	Brian E. Steere	3/7/2013	Meeting
True Bagels	85	Ryan T. Grasso	No	Darren Dolbashian	1/22/2013	Follow Up
U.S. Post Office - VMF	37	Kyle C. Gannon	No	Kyle C. Gannon	12/31/2013	Follow Up
U.S. Post Office - VMF	37	Kyle C. Gannon	No	Kyle C. Gannon	6/14/2013	Follow Up
U.S. Postal Service - P&DC	27	Kyle C. Gannon	No	Kyle C. Gannon	12/31/2013	Follow Up
U.S. Postal Service - P&DC	27	Kyle C. Gannon	No	Kyle C. Gannon	6/13/2013	Follow Up
UCAP	86	Ryan T. Grasso	No	Darren Dolbashian	3/26/2013	Initial Inspection
Umicore USA, Incorporated	22	Nathan P. Daggett	Yes	Nathan P. Daggett	12/10/2013	Follow Up
Umicore USA, Incorporated	22	Nathan P. Daggett	Yes	Nathan P. Daggett	9/11/2013	Follow Up
Umicore USA, Incorporated	22	Nathan P. Daggett	Yes	SYSTEM	7/24/2013	Sample
Umicore USA, Incorporated	22	Nathan P. Daggett	Yes	SYSTEM	7/23/2013	Sample
Umicore USA, Incorporated	22	Nathan P. Daggett	Yes	Nathan P. Daggett	5/23/2013	Annual
Umicore USA, Incorporated	22	Nathan P. Daggett	Yes	SYSTEM	3/25/2013	Sample
Umicore USA, Incorporated	22	Nathan P. Daggett	Yes	Nathan P. Daggett	3/18/2013	Follow Up
Umicore USA, Incorporated	22	Nathan P. Daggett	Yes	SYSTEM	2/6/2013	Sample
Uncas Manufacturing Company	11	Ian E. Jardin	Yes	Ian E. Jardin	11/27/2013	Follow Up
Uncas Manufacturing Company	11	Ian E. Jardin	Yes	Ian E. Jardin	11/25/2013	Follow Up
Uncas Manufacturing Company	11	Ian E. Jardin	Yes	SYSTEM	10/16/2013	Sample
Uncas Manufacturing Company	11	Ian E. Jardin	Yes	Ian E. Jardin	10/7/2013	Follow Up
Uncas Manufacturing Company	11	Ian E. Jardin	Yes	Ian E. Jardin	9/30/2013	Follow Up
Uncas Manufacturing Company	11	Ian E. Jardin	Yes	SYSTEM	6/25/2013	Sample
Uncas Manufacturing Company	11	Ian E. Jardin	Yes	Ian E. Jardin	6/12/2013	Follow Up
Uncas Manufacturing Company	11	Ian E. Jardin	Yes	Ian E. Jardin	5/16/2013	Annual
Underground Billiards, LLC	85	Brian E. Steere	No	Brian E. Steere	7/25/2013	Initial Inspection
Union Coin Laundromat, Inc.	71	Jared Urban	No	Amanda Kezirian	1/14/2013	Follow Up
Unique Plating Company	11	Nathan P. Daggett	Yes	Nathan P. Daggett	12/3/2013	Annual
Unique Plating Company	11	Nathan P. Daggett	Yes	SYSTEM	8/14/2013	Sample
Unique Plating Company	11	Nathan P. Daggett	Yes	Nathan P. Daggett	6/21/2013	Follow Up
Unique Plating Company	11	Nathan P. Daggett	Yes	Nathan P. Daggett	4/17/2013	Follow Up
Unique Plating Company	11	Nathan P. Daggett	Yes	SYSTEM	3/6/2013	Sample
Unique Plating Company	11	Nathan P. Daggett	Yes	SYSTEM	2/7/2013	Sample
Univar USA, Inc.	22	Ian E. Jardin	Yes	Ian E. Jardin	12/18/2013	Follow Up
Univar USA, Inc.	22	Ian E. Jardin	Yes	SYSTEM	11/5/2013	Sample
Univar USA, Inc.	22	Ian E. Jardin	Yes	Ian E. Jardin	9/25/2013	Annual
Univar USA, Inc.	22	Ian E. Jardin	Yes	Ian E. Jardin	6/27/2013	Follow Up
Univar USA, Inc.	22	Ian E. Jardin	Yes	Ian E. Jardin	4/8/2013	Sample
Univar USA, Inc.	22	Ian E. Jardin	Yes	Ian E. Jardin	3/18/2013	Follow Up
Universal Ambulance Service	71	Travis Costa	No	Travis Costa	11/13/2013	Follow Up
Universal Ambulance Service	71	Travis Costa	No	Travis Costa	6/17/2013	Follow Up

**Field's Point
Inspection History - 2013**

Company	Category	Engineer Assigned	Significant	Inspected By	Date	Inspection Type
Universal Plating Company, Inc.	11	Travis Costa	Yes	Travis Costa	12/6/2013	Follow Up
Universal Plating Company, Inc.	11	Travis Costa	Yes	SYSTEM	11/21/2013	Sample
Universal Plating Company, Inc.	11	Travis Costa	Yes	Travis Costa	11/19/2013	Follow Up
Universal Plating Company, Inc.	11	Travis Costa	Yes	Travis Costa	9/10/2013	Follow Up
Universal Plating Company, Inc.	11	Travis Costa	Yes	Travis Costa	6/6/2013	Follow Up
Universal Plating Company, Inc.	11	Travis Costa	Yes	SYSTEM	5/1/2013	Sample
Universal Plating Company, Inc.	11	Travis Costa	Yes	Travis Costa	4/11/2013	Annual
Universal Shaped Wire	41	Travis Costa	No	Travis Costa	12/10/2013	Follow Up
Universal Shaped Wire	41	Travis Costa	No	Travis Costa	11/21/2013	Follow Up
Universal Shaped Wire	41	Travis Costa	No	Travis Costa	6/17/2013	Follow Up
Universal Shaped Wire	41	Travis Costa	No	Travis Costa	4/4/2013	Follow Up
Vaseleos, LLC	85	Brian E. Steere	No	Brian E. Steere	1/7/2013	Follow Up
Vasilios Pizza	85	Brian E. Steere	No	Brian E. Steere	3/5/2013	Follow Up
VB Pizza, LLC	85	Jared Urban	No	Amanda Kezirian	4/29/2013	Follow Up
Veggie Fun	85	Brian E. Steere	No	Brian E. Steere	9/13/2013	Follow Up
Veggie Fun	85	Brian E. Steere	No	Brian E. Steere	6/7/2013	Initial Inspection
Verizon Wireless	60	Nathan P. Daggett	No	Nathan P. Daggett	11/20/2013	Initial Inspection
Victoria's Pizza	71	Brian E. Steere	No	Brian E. Steere	4/4/2013	Follow Up
Villa Dolce Vida	60	Ryan T. Grasso	No	Darren Dolbashian	1/4/2013	Initial Inspection
Virginia & Spanish Peanut Co.	81	Jared Urban	No	Amanda Kezirian	4/25/2013	Follow Up
Viva Mexico Cantina	85	Brian E. Steere	No	Brian E. Steere	8/1/2013	Follow Up
V-Mart	82	Ryan T. Grasso	No	Darren Dolbashian	8/20/2013	Follow Up
Volpe Tailoring & Cleaning	92	Travis Costa	No	Travis Costa	7/29/2013	Follow Up
Walach Enterprises Providence, LLC	85	Jared Urban	No	Amanda Kezirian	4/22/2013	Follow Up
WALIGA IMPORTS AND SALES	60	Nathan P. Daggett	No	Brian E. Steere	4/12/2013	Follow Up
Wasabi Japanese Sushi Bar, Inc.	71	Jared Urban	No	Amanda Kezirian	5/13/2013	Follow Up
Wasabi Japanese Sushi Bar, Inc.	71	Jared Urban	No	Amanda Kezirian	3/28/2013	Follow Up
Wash Me Laundromat	92	Travis Costa	No	Travis Costa	7/25/2013	Follow Up
Washington Park Area II	78	Nathan Dean	No	Abigail Bernier	7/25/2013	Industrial Area
Washington Park Area II	78	Nathan Dean	No	Brian E. Steere	7/25/2013	Industrial Area
Waterman Laundromat	92	Jared Urban	No	Amanda Kezirian	1/24/2013	Follow Up
Wendy's International, Inc. (Eddy)	85	Kyle C. Gannon	No	Kyle C. Gannon	3/28/2013	Follow Up
Wes' Rib House	85	Brian E. Steere	No	Brian E. Steere	6/11/2013	Follow Up
West Side Diner	85	Nathan Arruda	No	Nathan Arruda	10/17/2013	Initial Inspection
West Side Diner	85	Nathan Arruda	No	Nathan Arruda	10/4/2013	Meeting
Westminster Motors	60	Ryan T. Grasso	No	RGRASSO	12/16/2013	Meeting
Whisk LLC	85	Nathan Arruda	No	Nathan Arruda	10/17/2013	Follow Up
Whole Foods Market Group, Inc.	82	Nathan Arruda	No	Nathan Arruda	2/22/2013	Follow Up
Wine & Cheese	85	Kyle C. Gannon	No	Kyle C. Gannon	11/21/2013	Follow Up
Wine & Cheese	85	Kyle C. Gannon	No	Kyle C. Gannon	10/24/2013	Follow Up
Wings N Things	85	Jared Urban	No	Amanda Kezirian	1/4/2013	Follow Up
Wishy Washy Laundromat, LLC	92	Travis Costa	No	Travis Costa	3/14/2013	Follow Up
Woonasquatucket Avenue	78	Nathan Dean	No	Darren Dolbashian	1/15/2013	Industrial Area
Woonasquatucket Avenue	78	Nathan Dean	No	Nathan P. Daggett	1/15/2013	Industrial Area
WVCB	41	Nathan P. Daggett	No	Nathan P. Daggett	10/11/2013	Follow Up
WVCB	41	Nathan P. Daggett	No	Nathan P. Daggett	8/8/2013	Follow Up
WVCB	41	Nathan P. Daggett	No	Nathan P. Daggett	5/22/2013	Initial Inspection
Yacht Club Beverages	89	Ian E. Jardin	No	Ian E. Jardin	4/30/2013	Follow Up
Yum Yum Pizza	71	Jared Urban	No	Amanda Kezirian	3/1/2013	Follow Up

USER INSPECTION HISTORY

BUCKLIN POINT

**Bucklin Point
Inspection History - 2013**

Company	Category	Engineer Assigned	Significant	Inspected By	Date	Inspection Type
1537 Corporation	85	Kyle C. Gannon	No	Kyle C. Gannon	10/18/2013	Follow Up
181 Conant Street	78	Nathan Dean	No	Travis Costa	5/21/2013	Industrial Area
3 Flags Bakery	81	Brian E. Steere	No	Brian E. Steere	12/13/2013	Follow Up
3 Flags Bakery	81	Brian E. Steere	No	Brian E. Steere	5/23/2013	Follow Up
417 Roosevelt Avenue	78	Nathan Dean	No	Nathan Arruda	7/22/2013	Industrial Area
417 Roosevelt Avenue	78	Nathan Dean	No	Nathan P. Daggett	7/22/2013	Industrial Area
560 Mineral Spring Avenue	78	Nathan Dean	No	Brian E. Steere	10/7/2013	Industrial Area
560 Mineral Spring Avenue	78	Nathan Dean	No	Nathan P. Daggett	10/7/2013	Industrial Area
80 Fountain Street	78	Nathan Dean	No	Travis Costa	4/16/2013	Follow Up
A Taste of Europe	81	Ryan T. Grasso	No	Darren Dolbashian	7/3/2013	Follow Up
A.E.E. Inc.	85	Nathan Arruda	No	Nathan Arruda	8/21/2013	Follow Up
A.T. Cross Company	59	Ian E. Jardin	Yes	Ian E. Jardin	9/11/2013	Annual
A.T. Cross Company	59	Ian E. Jardin	Yes	Ian E. Jardin	8/14/2013	Sample
A.T. Cross Company	59	Ian E. Jardin	Yes	SYSTEM	8/14/2013	Sample
A.T. Cross Company	59	Ian E. Jardin	Yes	Ian E. Jardin	5/23/2013	Follow Up
A.T. Cross Company	59	Ian E. Jardin	Yes	SYSTEM	4/29/2013	Sample
Accent Plating Company	11	Nathan P. Daggett	Yes	SYSTEM	12/9/2013	Sample
Accent Plating Company	11	Nathan P. Daggett	Yes	Nathan P. Daggett	12/6/2013	Follow Up
Accent Plating Company	11	Nathan P. Daggett	Yes	Nathan P. Daggett	8/6/2013	Annual
Accent Plating Company	11	Nathan P. Daggett	Yes	SYSTEM	5/29/2013	Sample
Accent Plating Company	11	Nathan P. Daggett	Yes	Nathan P. Daggett	5/23/2013	Follow Up
Accent Plating Company	11	Nathan P. Daggett	Yes	Nathan P. Daggett	5/21/2013	Follow Up
Accent Plating Company	11	Nathan P. Daggett	Yes	Nathan P. Daggett	1/7/2013	Follow Up
Access O/F Group	60	Jared Urban	No	Amanda Kezirian	1/18/2013	Follow Up
Accu-Care Supply	27	Travis Costa	No	Travis Costa	12/10/2013	Follow Up
Accu-Care Supply	27	Travis Costa	No	Travis Costa	11/21/2013	Follow Up
Accu-Care Supply	27	Travis Costa	No	Travis Costa	6/11/2013	Follow Up
Accu-Care Supply	27	Travis Costa	No	Travis Costa	5/14/2013	Follow Up
ACS Industries, Inc.	42	Nathan P. Daggett	No	Nathan P. Daggett	12/9/2013	Follow Up
ACS Industries, Inc.	42	Nathan P. Daggett	No	Nathan P. Daggett	6/7/2013	Follow Up
ACS Industries, Inc.	42	Nathan P. Daggett	No	Nathan P. Daggett	1/3/2013	Follow Up
Adelina Productions Inc.	85	Brian E. Steere	No	Brian E. Steere	12/3/2013	Follow Up
Adelina Productions Inc.	85	Brian E. Steere	No	Brian E. Steere	6/18/2013	Follow Up
Agar Machining & Welding, Inc.	42	Ian E. Jardin	No	Ian E. Jardin	12/9/2013	Follow Up
Agar Machining & Welding, Inc.	42	Ian E. Jardin	No	Ian E. Jardin	6/26/2013	Follow Up
AJNS LLC	85	Jared Urban	No	Brian E. Steere	11/8/2013	Meeting
AJNS LLC	85	Jared Urban	No	Nathan Arruda	11/5/2013	Initial Inspection
Aladdin Club	85	Kyle C. Gannon	No	Kyle C. Gannon	11/18/2013	Follow Up
Alpha Omega Instruments	60	Ian E. Jardin	No	Ian E. Jardin	1/29/2013	Initial Inspection
Amica Mutual Insurance Co. - 10	53	Kyle C. Gannon	No	Kyle C. Gannon	12/10/2013	Follow Up
Amica Mutual Insurance Co. - 10	53	Kyle C. Gannon	No	Kyle C. Gannon	6/28/2013	Follow Up
Amica Mutual Insurance Co. - 25	37	Kyle C. Gannon	No	Kyle C. Gannon	12/10/2013	Follow Up
Amica Mutual Insurance Co. - 25	37	Kyle C. Gannon	No	Kyle C. Gannon	6/28/2013	Follow Up
Amica Mutual Insurance Co. - 50	53	Kyle C. Gannon	No	Kyle C. Gannon	12/10/2013	Follow Up
Amica Mutual Insurance Co. - 50	53	Kyle C. Gannon	No	Kyle C. Gannon	6/28/2013	Follow Up
Amica Mutual Insurance Co.-100	86	Kyle C. Gannon	No	Kyle C. Gannon	12/10/2013	Follow Up
Amica Mutual Insurance Co.-100	86	Kyle C. Gannon	No	Kyle C. Gannon	6/28/2013	Follow Up
Andon Electronics Corporation	60	Nathan P. Daggett	No	Brian E. Steere	1/4/2013	Follow Up
Angelica Textile Service	25	Brian E. Steere	Yes	Brian E. Steere	12/18/2013	Follow Up
Angelica Textile Service	25	Brian E. Steere	Yes	Brian E. Steere	12/10/2013	Follow Up
Angelica Textile Service	25	Brian E. Steere	Yes	Brian E. Steere	10/15/2013	Annual
Angelica Textile Service	25	Brian E. Steere	Yes	Brian E. Steere	7/31/2013	Sample
Angelica Textile Service	25	Brian E. Steere	Yes	Brian E. Steere	6/26/2013	Follow Up
Angelica Textile Service	25	Brian E. Steere	Yes	Brian E. Steere	1/23/2013	Sample
Anjos Enterprises, Inc.	92	Nathan Arruda	No	Nathan Arruda	2/15/2013	Follow Up
Antaya Technologies Corporation	41	Ian E. Jardin	No	Ian E. Jardin	12/9/2013	Follow Up
Antaya Technologies Corporation	41	Ian E. Jardin	No	Ian E. Jardin	6/17/2013	Follow Up
Antaya Technologies Corporation	41	Ian E. Jardin	No	Ian E. Jardin	5/23/2013	Follow Up
Antonio's Cafe	85	Brian E. Steere	No	Brian E. Steere	4/8/2013	Follow Up
Apna Bazar	85	Travis Costa	No	Travis Costa	7/24/2013	Follow Up
Apna Bazar	85	Travis Costa	No	Travis Costa	5/9/2013	Initial Inspection
Archie's Pizza	71	Jared Urban	No	Amanda Kezirian	3/18/2013	Follow Up
Archie's Pizza	71	Jared Urban	No	Amanda Kezirian	1/10/2013	Follow Up
Architectural Store Fixtures OOB	71	Brian E. Steere	No	Brian E. Steere	9/5/2013	Follow Up
Architectural Store Fixtures OOB	71	Brian E. Steere	No	Brian E. Steere	6/26/2013	Follow Up
ArtVac Corporation	21	Travis Costa	No	Travis Costa	12/17/2013	Follow Up
ArtVac Corporation	21	Travis Costa	No	Travis Costa	10/21/2013	Follow Up
ArtVac Corporation	21	Travis Costa	No	Travis Costa	6/24/2013	Follow Up
ArtVac Corporation	21	Travis Costa	No	Travis Costa	5/31/2013	Follow Up
Aspen Aerogels Rhode Island, LLC	27	Nathan P. Daggett	Yes	Nathan P. Daggett	12/19/2013	Investigation
Aspen Aerogels Rhode Island, LLC	27	Nathan P. Daggett	Yes	Nathan P. Daggett	12/17/2013	Follow Up
Aspen Aerogels Rhode Island, LLC	27	Nathan P. Daggett	Yes	SYSTEM	8/22/2013	Sample

**Bucklin Point
Inspection History - 2013**

Company	Category	Engineer Assigned	Significant	Inspected By	Date	Inspection Type
Aspen Aerogels Rhode Island, LLC	27	Nathan P. Daggett	Yes	Nathan P. Daggett	8/20/2013	Annual
Aspen Aerogels Rhode Island, LLC	27	Nathan P. Daggett	Yes	Nathan P. Daggett	6/25/2013	Follow Up
Aspen Aerogels Rhode Island, LLC	27	Nathan P. Daggett	Yes	SYSTEM	4/1/2013	Sample
Aspen Aerogels Rhode Island, LLC	27	Nathan P. Daggett	Yes	Nathan P. Daggett	2/1/2013	Follow Up
Auto Parts Group Southwest LLC	74	Nathan Arruda	No	Nathan Arruda	9/6/2013	Initial Inspection
Autocrat, Inc. OOB	71	Travis Costa	No	SYSTEM	12/18/2013	Sample
Autocrat, LLC	34	Travis Costa	No	Travis Costa	12/19/2013	Sample
Autocrat, LLC	34	Travis Costa	No	Travis Costa	12/17/2013	Follow Up
Autocrat, LLC	34	Travis Costa	No	Travis Costa	8/5/2013	Follow Up
Autocrat, LLC	34	Travis Costa	No	Travis Costa	6/20/2013	Follow Up
Autocrat, LLC	34	Travis Costa	No	Travis Costa	5/13/2013	Sample
Autocrat, LLC	34	Travis Costa	No	Travis Costa	5/8/2013	Follow Up
Avenue N American Kitchen	85	Kyle C. Gannon	No	Kyle C. Gannon	7/9/2013	Initial Inspection
B & L Plastics, Inc.	46	Kyle C. Gannon	No	Kyle C. Gannon	12/18/2013	Follow Up
B & L Plastics, Inc.	46	Kyle C. Gannon	No	Kyle C. Gannon	6/27/2013	Follow Up
B&M Clambake Company	85	Brian E. Steere	No	Brian E. Steere	3/6/2013	Follow Up
B. Pinelli's Simply Italian	85	Jared Urban	No	Amanda Kezirian	2/21/2013	Follow Up
Bachini's Bakery	81	Brian E. Steere	No	Brian E. Steere	10/31/2013	Follow Up
Bachini's Bakery	81	Brian E. Steere	No	Brian E. Steere	3/1/2013	Follow Up
Banai Enterprises LLC	85	Brian E. Steere	No	Brian E. Steere	4/15/2013	Follow Up
Bawa & Gill	92	Nathan Arruda	No	Nathan Arruda	4/29/2013	Follow Up
BCS Contract Jewelry Services, Inc.	27	Travis Costa	No	Travis Costa	12/19/2013	Follow Up
BCS Contract Jewelry Services, Inc.	27	Travis Costa	No	Travis Costa	10/16/2013	Follow Up
BCS Contract Jewelry Services, Inc.	27	Travis Costa	No	Travis Costa	6/11/2013	Follow Up
Benjamins III, Inc.	85	Kyle C. Gannon	No	Kyle C. Gannon	3/25/2013	Follow Up
Bernardo Manufacturing	21	Ian E. Jardin	No	Ian E. Jardin	12/9/2013	Follow Up
Bernardo Manufacturing	21	Ian E. Jardin	No	Ian E. Jardin	5/23/2013	Follow Up
Best Eastern Chinese Restaurant	85	Nathan Arruda	No	Jared Urban	12/2/2013	Investigation
Bill's Auto Parts, Inc.	71	Nathan Arruda	No	Nathan Arruda	9/3/2013	Follow Up
Bill's Auto Parts, Inc.	71	Nathan Arruda	No	Nathan Arruda	6/10/2013	Follow Up
Blackstone Donuts	85	Brian E. Steere	No	Brian E. Steere	6/18/2013	Follow Up
Blackstone Donuts, Inc.	85	Brian E. Steere	No	Brian E. Steere	6/18/2013	Follow Up
Blackstone Health	86	Brian E. Steere	No	Brian E. Steere	6/26/2013	Follow Up
Blackstone Market	81	Ryan T. Grasso	No	Darren Dolbashian	4/19/2013	Initial Inspection
Blackstone Market - dry	60	Ryan T. Grasso	No	Darren Dolbashian	3/4/2013	Follow Up
Blackstone Market - dry	60	Ryan T. Grasso	No	Darren Dolbashian	1/8/2013	Initial Inspection
Blackstone Valley Place Industrial Area	78	Nathan Dean	No	Darren Dolbashian	7/31/2013	Industrial Area
Blackstone Valley Place Industrial Area	78	Nathan Dean	No	Nathan P. Daggett	7/31/2013	Industrial Area
Bliss Manufacturing Co., Inc.	11	Travis Costa	Yes	Travis Costa	12/19/2013	Follow Up
Bliss Manufacturing Co., Inc.	11	Travis Costa	Yes	SYSTEM	12/10/2013	Sample
Bliss Manufacturing Co., Inc.	11	Travis Costa	Yes	Travis Costa	9/24/2013	Follow Up
Bliss Manufacturing Co., Inc.	11	Travis Costa	Yes	SYSTEM	7/16/2013	Sample
Bliss Manufacturing Co., Inc.	11	Travis Costa	Yes	Travis Costa	6/21/2013	Follow Up
Bliss Manufacturing Co., Inc.	11	Travis Costa	Yes	Travis Costa	5/21/2013	Follow Up
Bliss Manufacturing Co., Inc.	11	Travis Costa	Yes	Abigail Bernier	2/26/2013	Annual
Bliss Manufacturing Co., Inc.	11	Travis Costa	Yes	SYSTEM	#####	Sample
BLP Inc.	85	Nathan Arruda	No	Nathan Arruda	10/31/2013	Follow Up
Blue Line Septic, LLC	80	Travis Costa	No	Nathan Arruda	10/1/2013	Follow Up
Blue Line Septic, LLC	80	Travis Costa	No	Nathan Arruda	8/2/2013	Follow Up
Broadway Pizza	85	Ryan T. Grasso	No	Nathan P. Daggett	11/14/2013	Follow Up
Brooksie's	85	Brian E. Steere	No	Brian E. Steere	4/8/2013	Follow Up
Bubble Wash Laundromat	92	Ryan T. Grasso	No	Darren Dolbashian	4/29/2013	Follow Up
Bucci's Cafe' LLC	71	Kyle C. Gannon	No	Kyle C. Gannon	7/18/2013	Follow Up
Bucci's Cafe' LLC	71	Kyle C. Gannon	No	Kyle C. Gannon	2/19/2013	Follow Up
Bucket Brewery	89	Brian E. Steere	No	Brian E. Steere	9/6/2013	Follow Up
Bucket Brewery	89	Brian E. Steere	No	Brian E. Steere	7/9/2013	Initial Inspection
Bullard Abrasives Inc	42	Ian E. Jardin	No	Ian E. Jardin	11/26/2013	Follow Up
Bullard Abrasives Inc	42	Ian E. Jardin	No	Ian E. Jardin	6/24/2013	Follow Up
Bullard Abrasives Inc	42	Ian E. Jardin	No	Ian E. Jardin	1/7/2013	Follow Up
Bunge North America (East), LLC	34	Abigail Bernier	Yes	Abigail Bernier	3/13/2013	Follow Up
Bunge North America (East), LLC	34	Abigail Bernier	Yes	Abigail Bernier	2/25/2013	Sample
Bunge North America (East), LLC	34	Abigail Bernier	Yes	Nathan Dean	2/25/2013	Annual
Burger Boys	85	Kyle C. Gannon	No	Kyle C. Gannon	11/18/2013	Follow Up
Burger King - Cedar Avenue	85	Ryan T. Grasso	No	Darren Dolbashian	8/7/2013	Follow Up
Cadillac Shine	60	Brian E. Steere	No	Brian E. Steere	3/21/2013	Initial Inspection
Cafe Sowa	85	Brian E. Steere	No	Brian E. Steere	9/13/2013	Follow Up
Cala Fruit Distributors, Inc.	81	Nathan Arruda	No	Nathan Arruda	10/31/2013	Follow Up
Calise & Sons Bakery	81	Ian E. Jardin	No	Ian E. Jardin	1/10/2013	Follow Up
Canton Wok	85	Brian E. Steere	No	Brian E. Steere	9/6/2013	Follow Up
Canton Wok	85	Brian E. Steere	No	Brian E. Steere	7/22/2013	Follow Up
Canton Wok	85	Brian E. Steere	No	Brian E. Steere	5/20/2013	Follow Up
Canton Wok	85	Brian E. Steere	No	Brian E. Steere	2/1/2013	Follow Up

**Bucklin Point
Inspection History - 2013**

Company	Category	Engineer Assigned	Significant	Inspected By	Date	Inspection Type
Carelo's Pizzeria	71	Kyle C. Gannon	No	Kyle C. Gannon	11/29/2013	Follow Up
Carelo's Pizzeria	71	Kyle C. Gannon	No	Kyle C. Gannon	1/28/2013	Follow Up
Carrington Street	78	Nathan Dean	No	Kyle C. Gannon	11/1/2013	Industrial Area
Carrington Street	78	Nathan Dean	No	Abigail Bernier	8/1/2013	Industrial Area
Carrington Street	78	Nathan Dean	No	Darren Dolbashian	8/1/2013	Industrial Area
Celtic Pub, Inc.	85	Jared Urban	No	Amanda Kezirian	2/22/2013	Follow Up
Central Auto Radiator, Inc.	99	Nathan Arruda	No	Nathan Arruda	1/25/2013	Follow Up
Central Avenue Bakery	81	Ryan T. Grasso	No	Darren Dolbashian	4/29/2013	Follow Up
Central Fruit Store	71	Ryan T. Grasso	No	Darren Dolbashian	7/3/2013	Follow Up
Central Fruit Store	71	Ryan T. Grasso	No	Darren Dolbashian	5/29/2013	Follow Up
Charisma Manufacturing	11	Nathan P. Daggett	Yes	Nathan P. Daggett	9/10/2013	Follow Up
Charisma Manufacturing	11	Nathan P. Daggett	Yes	Nathan P. Daggett	8/1/2013	Follow Up
Charisma Manufacturing	11	Nathan P. Daggett	Yes	Nathan P. Daggett	7/23/2013	Follow Up
Charisma Manufacturing	11	Nathan P. Daggett	Yes	SYSTEM	7/18/2013	Sample
Charisma Manufacturing	11	Nathan P. Daggett	Yes	Nathan P. Daggett	6/18/2013	Follow Up
Charisma Manufacturing	11	Nathan P. Daggett	Yes	Nathan P. Daggett	6/6/2013	Follow Up
Charisma Manufacturing	11	Nathan P. Daggett	Yes	Nathan P. Daggett	5/29/2013	Follow Up
Charisma Manufacturing	11	Nathan P. Daggett	Yes	SYSTEM	5/6/2013	Sample
Charisma Manufacturing	11	Nathan P. Daggett	Yes	Nathan P. Daggett	1/30/2013	Annual
Chemart Company	11	Nathan P. Daggett	Yes	Nathan P. Daggett	12/9/2013	Follow Up
Chemart Company	11	Nathan P. Daggett	Yes	SYSTEM	8/28/2013	Sample
Chemart Company	11	Nathan P. Daggett	Yes	Nathan P. Daggett	8/1/2013	Annual
Chemart Company	11	Nathan P. Daggett	Yes	Nathan P. Daggett	5/23/2013	Follow Up
Chemart Company	11	Nathan P. Daggett	Yes	Nathan P. Daggett	5/21/2013	Follow Up
Chemart Company	11	Nathan P. Daggett	Yes	Nathan P. Daggett	3/21/2013	Sample
Chemart Company	11	Nathan P. Daggett	Yes	Nathan P. Daggett	1/8/2013	Sample
Chemart Company	11	Nathan P. Daggett	Yes	Nathan P. Daggett	1/2/2013	Follow Up
Chili's Grill and Bar (Lincoln)	85	Kyle C. Gannon	No	Kyle C. Gannon	8/21/2013	Follow Up
Chris Ploof Studio	72	Nathan P. Daggett	No	Nathan P. Daggett	1/4/2013	Follow Up
Cinemaworld	85	Brian E. Steere	No	Brian E. Steere	8/30/2013	Follow Up
Cintas Corporation	25	Abigail Bernier	Yes	Abigail Bernier	12/4/2013	Follow Up
Cintas Corporation	25	Abigail Bernier	Yes	Abigail Bernier	10/10/2013	Sample
Cintas Corporation	25	Abigail Bernier	Yes	Abigail Bernier	10/2/2013	Follow Up
Cintas Corporation	25	Abigail Bernier	Yes	SYSTEM	9/30/2013	Sample
Cintas Corporation	25	Abigail Bernier	Yes	Abigail Bernier	6/12/2013	Follow Up
Cintas Corporation	25	Abigail Bernier	Yes	SYSTEM	5/14/2013	Sample
Cintas Corporation	25	Abigail Bernier	Yes	Abigail Bernier	5/8/2013	Annual
Cintas Corporation	25	Abigail Bernier	Yes	Abigail Bernier	2/28/2013	Follow Up
City of Pawtucket - Public Works	37	Travis Costa	No	Travis Costa	12/12/2013	Follow Up
City of Pawtucket - Public Works	37	Travis Costa	No	Travis Costa	6/5/2013	Follow Up
City of Pawtucket - Public Works	37	Travis Costa	No	Travis Costa	5/13/2013	Follow Up
Clockwork's Deli	85	Brian E. Steere	No	Brian E. Steere	2/7/2013	Follow Up
Clube Social Portuguese, Inc.	85	Nathan Arruda	No	Brian E. Steere	11/18/2013	Meeting
Clube Social Portuguese, Inc.	85	Nathan Arruda	No	Brian E. Steere	11/15/2013	Follow Up
CMG East Providence	85	Brian E. Steere	No	Brian E. Steere	4/15/2013	Follow Up
Coastal Collision & Towing, Inc.	97	Brian E. Steere	No	Brian E. Steere	6/11/2013	Follow Up
Coia Sanitation Services	80	Kyle C. Gannon	No	Kyle C. Gannon	11/19/2013	Follow Up
Coia Sanitation Services	80	Kyle C. Gannon	No	Kyle C. Gannon	10/31/2013	Follow Up
Coia Sanitation Services	80	Kyle C. Gannon	No	Nathan Arruda	10/1/2013	Follow Up
Coia Sanitation Services	80	Kyle C. Gannon	No	Darren Dolbashian	8/2/2013	Follow Up
Coia Sanitation Services	80	Kyle C. Gannon	No	Darren Dolbashian	7/8/2013	Follow Up
Coia Sanitation Services	80	Kyle C. Gannon	No	Nathan Arruda	6/24/2013	Follow Up
Coia Sanitation Services	80	Kyle C. Gannon	No	Darren Dolbashian	5/8/2013	Follow Up
Coia Sanitation Services	80	Kyle C. Gannon	No	Brian E. Steere	3/5/2013	Follow Up
Coia Sanitation Services	80	Kyle C. Gannon	No	Darren Dolbashian	3/1/2013	Follow Up
Coia Sanitation Services	80	Kyle C. Gannon	No	Nathan Arruda	2/22/2013	Follow Up
Coia Sanitation Services	80	Kyle C. Gannon	No	Kyle C. Gannon	2/12/2013	Follow Up
Coia Sanitation Services	80	Kyle C. Gannon	No	Kyle C. Gannon	1/31/2013	Follow Up
Coin-OP	92	Travis Costa	No	Travis Costa	5/1/2013	Follow Up
Colonial Motor Sales, Inc.	97	Kyle C. Gannon	No	Kyle C. Gannon	8/28/2013	Follow Up
Conopco, Inc. (Site #1)	40	Travis Costa	No	Travis Costa	12/17/2013	Follow Up
Conopco, Inc. (Site #1)	40	Travis Costa	No	Travis Costa	10/1/2013	Sample
Conopco, Inc. (Site #1)	40	Travis Costa	No	Travis Costa	6/19/2013	Follow Up
Conopco, Inc. (Site #1)	40	Travis Costa	No	SYSTEM	3/20/2013	Sample
Conopco, Inc. (Site #2)	40	Travis Costa	No	Travis Costa	12/17/2013	Follow Up
Conopco, Inc. (Site #2)	40	Travis Costa	No	Travis Costa	6/19/2013	Follow Up
Conrad-Jarvis Corp.	42	Ryan T. Grasso	No	Brian E. Steere	12/20/2013	Follow Up
Conrad-Jarvis Corp.	42	Ryan T. Grasso	No	Darren Dolbashian	6/6/2013	Follow Up
Continental Plastics & Packaging	27	Ian E. Jardin	No	Ian E. Jardin	11/26/2013	Follow Up
Continental Plastics & Packaging	27	Ian E. Jardin	No	Ian E. Jardin	6/24/2013	Follow Up
Continental Plastics & Packaging	27	Ian E. Jardin	No	Ian E. Jardin	1/14/2013	Follow Up
Cooley, Incorporated	53	Travis Costa	No	Travis Costa	12/11/2013	Follow Up

**Bucklin Point
Inspection History - 2013**

Company	Category	Engineer Assigned	Significant	Inspected By	Date	Inspection Type
Cooley, Incorporated	53	Travis Costa	No	Travis Costa	6/12/2013	Follow Up
Cottage Street Donuts	85	Kyle C. Gannon	No	Kyle C. Gannon	8/6/2013	Follow Up
Creative Stone Countertops Inc.	42	Nathan Arruda	No	Nathan Arruda	6/27/2013	Follow Up
Creative Stone Countertops Inc.	42	Nathan Arruda	No	Nathan Arruda	5/10/2013	Follow Up
Creative Stone Countertops Inc.	42	Nathan Arruda	No	Nathan Arruda	3/20/2013	Initial Inspection
Crest Manufacturing Company	52	Nathan Arruda	No	Nathan Arruda	6/21/2013	Follow Up
Cumberland House of Pizza	85	Kyle C. Gannon	No	Kyle C. Gannon	9/6/2013	Follow Up
Cumberland Seafood	71	Kyle C. Gannon	No	Kyle C. Gannon	1/25/2013	Follow Up
CVS Caremark Corp. (200 Highland Drive)	86	Kyle C. Gannon	No	Kyle C. Gannon	3/21/2013	Follow Up
CVS Pharmacy, Inc.	86	Kyle C. Gannon	No	Kyle C. Gannon	3/21/2013	Follow Up
D. Miller's Auto Body	97	Kyle C. Gannon	No	Kyle C. Gannon	8/8/2013	Follow Up
D. Miller's Auto Body	97	Kyle C. Gannon	No	Kyle C. Gannon	3/26/2013	Follow Up
D.J. Providence Co., LLC	85	Jared Urban	No	Amanda Kezirian	5/3/2013	Follow Up
D'Angelo Sandwich Shop (Broadway)	85	Brian E. Steere	No	Brian E. Steere	6/18/2013	Follow Up
Darlene Group	11	Travis Costa	Yes	Travis Costa	12/12/2013	Follow Up
Darlene Group	11	Travis Costa	Yes	SYSTEM	11/7/2013	Sample
Darlene Group	11	Travis Costa	Yes	Travis Costa	8/6/2013	Follow Up
Darlene Group	11	Travis Costa	Yes	Travis Costa	6/20/2013	Follow Up
Darlene Group	11	Travis Costa	Yes	Travis Costa	4/9/2013	Follow Up
Darlene Group	11	Travis Costa	Yes	SYSTEM	3/20/2013	Sample
Darlene Group	11	Travis Costa	Yes	Nathan P. Daggett	2/21/2013	Annual
Davenport Restaurant	85	Nathan Arruda	No	Nathan Arruda	1/9/2013	Follow Up
Davenport's Bar & Grille	85	Brian E. Steere	No	Brian E. Steere	2/26/2013	Follow Up
Dave's Marketplace	82	Nathan Arruda	No	Nathan Arruda	3/18/2013	Follow Up
David London and Company	35	Kyle C. Gannon	No	Kyle C. Gannon	12/31/2013	Follow Up
David London and Company	35	Kyle C. Gannon	No	Kyle C. Gannon	6/26/2013	Follow Up
Denison Acquisition Company, LLC	14	Nathan P. Daggett	Yes	Nathan P. Daggett	12/9/2013	Follow Up
Denison Acquisition Company, LLC	14	Nathan P. Daggett	Yes	Nathan P. Daggett	11/14/2013	Annual
Denison Acquisition Company, LLC	14	Nathan P. Daggett	Yes	SYSTEM	7/10/2013	Sample
Denison Acquisition Company, LLC	14	Nathan P. Daggett	Yes	Nathan P. Daggett	6/12/2013	Follow Up
Denison Acquisition Company, LLC	14	Nathan P. Daggett	Yes	Nathan P. Daggett	1/15/2013	Sample
Denison Acquisition Company, LLC	14	Nathan P. Daggett	Yes	Nathan P. Daggett	1/2/2013	Follow Up
Dialysis Center of Pawtucket	95	Nathan P. Daggett	No	Nathan P. Daggett	3/26/2013	Follow Up
Dion Signs Inc.	60	Brian E. Steere	No	Brian E. Steere	10/8/2013	Initial Inspection
DIP, Inc.	85	Jared Urban	No	Amanda Kezirian	1/10/2013	Follow Up
Diversified Metal Crafters	60	Ian E. Jardin	No	Ian E. Jardin	1/15/2013	Initial Inspection
DJ Providence Co., LLC	85	Brian E. Steere	No	Brian E. Steere	4/15/2013	Follow Up
Dominican Restaurant	85	Brian E. Steere	No	Brian E. Steere	9/13/2013	Follow Up
Dominican Restaurant	85	Brian E. Steere	No	Brian E. Steere	8/19/2013	Follow Up
Dominican Restaurant	85	Brian E. Steere	No	Brian E. Steere	6/6/2013	Follow Up
Domino's Pizza (Dexter Street)	85	Nathan Arruda	No	Nathan Arruda	7/23/2013	Follow Up
Double Dragon	85	Brian E. Steere	No	Brian E. Steere	4/8/2013	Follow Up
Duffins Pub	60	Nathan Arruda	No	Nathan Arruda	4/16/2013	Follow Up
Dunkin Donuts-Broad Street	85	Brian E. Steere	No	Brian E. Steere	2/28/2013	Follow Up
Dunkin Donuts-George Washington Highway	85	Nathan Arruda	No	Nathan Arruda	2/19/2013	Follow Up
E.B. Dragon, LLC	85	Brian E. Steere	No	Brian E. Steere	4/15/2013	Follow Up
Eaton Aerospace	11	Ian E. Jardin	Yes	Ian E. Jardin	12/17/2013	Annual
Eaton Aerospace	11	Ian E. Jardin	Yes	SYSTEM	10/29/2013	Sample
Eaton Aerospace	11	Ian E. Jardin	Yes	Ian E. Jardin	10/9/2013	Follow Up
Eaton Aerospace	11	Ian E. Jardin	Yes	Ian E. Jardin	9/23/2013	Meeting
Eaton Aerospace	11	Ian E. Jardin	Yes	SYSTEM	9/10/2013	Sample
Eaton Aerospace	11	Ian E. Jardin	Yes	Kerry Britt	8/14/2013	Follow Up
Eaton Aerospace	11	Ian E. Jardin	Yes	Ian E. Jardin	7/12/2013	Meeting
Eaton Aerospace	11	Ian E. Jardin	Yes	Ian E. Jardin	6/3/2013	Initial Inspection
Eaton Aerospace	11	Ian E. Jardin	Yes	Kerry Britt	4/25/2013	Meeting
EB Thomsen	60	Brian E. Steere	No	Brian E. Steere	4/15/2013	Follow Up
Ecological Fibers, Inc.	24	Travis Costa	Yes	SYSTEM	12/11/2013	Sample
Ecological Fibers, Inc.	24	Travis Costa	Yes	Travis Costa	9/4/2013	Follow Up
Ecological Fibers, Inc.	24	Travis Costa	Yes	Travis Costa	6/21/2013	Follow Up
Ecological Fibers, Inc.	24	Travis Costa	Yes	SYSTEM	5/6/2013	Sample
Ecological Fibers, Inc.	24	Travis Costa	Yes	Travis Costa	1/15/2013	Annual
EDC Holding, LLC	85	Nathan Arruda	No	Nathan Arruda	4/4/2013	Follow Up
El Paisa Restaurant, Inc.	85	Brian E. Steere	No	Brian E. Steere	6/10/2013	Follow Up
El Paisa Restaurant, Inc.	85	Brian E. Steere	No	Brian E. Steere	1/8/2013	Follow Up
El Salvadoreno Restaurant, Inc.	85	Jared Urban	No	Jared Urban	12/3/2013	Follow Up
El Sembrador Restaurant	85	Brian E. Steere	No	Brian E. Steere	8/19/2013	Follow Up
El Sembrador Restaurant	85	Brian E. Steere	No	Brian E. Steere	3/21/2013	Initial Inspection
Emery's Catering Service, Inc.	85	Nathan Arruda	No	Nathan Arruda	6/27/2013	Follow Up
Enterprise Rent-A-Car of R.I. (Broadway)	37	Nathan P. Daggett	No	Nathan P. Daggett	11/21/2013	Initial Inspection
Erick Market & More Inc.	81	Jared Urban	No	Brian E. Steere	6/6/2013	Follow Up
Erick Market & More Inc.	81	Jared Urban	No	Amanda Kezirian	3/28/2013	Initial Inspection
Everybody's Favorite Family Restaurant	85	Kyle C. Gannon	No	Kyle C. Gannon	9/6/2013	Follow Up

**Bucklin Point
Inspection History - 2013**

Company	Category	Engineer Assigned	Significant	Inspected By	Date	Inspection Type
Extreme Clean Laundry, Inc.	92	Brian E. Steere	No	Brian E. Steere	4/15/2013	Follow Up
Fallon Memorial Elementary School	86	Ian E. Jardin	No	Ian E. Jardin	3/28/2013	Initial Inspection
Farm Fresh RI	85	Ryan T. Grasso	No	Darren Dolbashian	3/4/2013	Initial Inspection
FGX International	59	Ian E. Jardin	No	Ian E. Jardin	11/26/2013	Follow Up
FGX International	59	Ian E. Jardin	No	Ian E. Jardin	6/26/2013	Follow Up
Filibuster Club	85	Nathan Arruda	No	Nathan Arruda	6/27/2013	Follow Up
Fish Bowl Glass	60	Nathan P. Daggett	No	Nathan P. Daggett	10/7/2013	Initial Inspection
Flor Di Brava	81	Kyle C. Gannon	No	Kyle C. Gannon	1/8/2013	Follow Up
Foolproof Brewing Co., LLC	89	Kyle C. Gannon	No	Kyle C. Gannon	3/5/2013	Follow Up
Fortune House	85	Jared Urban	No	Kyle C. Gannon	5/7/2013	Investigation
Frank Lizotte's Glass Co., Inc.	42	Ian E. Jardin	No	Ian E. Jardin	12/10/2013	Follow Up
Frank Lizotte's Glass Co., Inc.	42	Ian E. Jardin	No	Ian E. Jardin	6/25/2013	Follow Up
Freeway Laundry II	92	Travis Costa	No	Travis Costa	7/31/2013	Follow Up
Freeway Laundry IV	92	Nathan P. Daggett	No	Nathan P. Daggett	2/15/2013	Follow Up
Friendly's - Newport Avenue	85	Brian E. Steere	No	Brian E. Steere	4/15/2013	Follow Up
Froyo World Lincoln	85	Ryan T. Grasso	No	Brian E. Steere	11/5/2013	Follow Up
Froyo World Lincoln	85	Ryan T. Grasso	No	Darren Dolbashian	2/25/2013	Initial Inspection
Fujifilm Electronic Materials USA, Inc.	22	Ian E. Jardin	Yes	Ian E. Jardin	11/5/2013	Follow Up
Fujifilm Electronic Materials USA, Inc.	22	Ian E. Jardin	Yes	Ian E. Jardin	10/29/2013	Follow Up
Fujifilm Electronic Materials USA, Inc.	22	Ian E. Jardin	Yes	Ian E. Jardin	5/23/2013	Follow Up
Fujifilm Electronic Materials USA, Inc.	22	Ian E. Jardin	Yes	Ian E. Jardin	4/9/2013	Sample
Fujifilm Electronic Materials USA, Inc.	22	Ian E. Jardin	Yes	Ian E. Jardin	2/20/2013	Annual
Fujifilm Electronic Materials USA, Inc.	22	Ian E. Jardin	Yes	Ian E. Jardin	1/17/2013	Sample
Fuller Packaging, Inc.	52	Brian E. Steere	No	Brian E. Steere	12/13/2013	Follow Up
Fuller Packaging, Inc.	52	Brian E. Steere	No	Brian E. Steere	6/20/2013	Follow Up
G.B. Donuts of RI Inc.	85	Nathan Arruda	No	Nathan Arruda	7/10/2013	Follow Up
Garden Grille	85	Nathan Arruda	No	Nathan Arruda	2/20/2013	Follow Up
Garfield Social Club	85	Nathan Arruda	No	Nathan Arruda	1/14/2013	Follow Up
Garrity Pub & Restaurant	85	Brian E. Steere	No	Brian E. Steere	10/18/2013	Follow Up
GASC	74	Brian E. Steere	No	Brian E. Steere	11/22/2013	Initial Inspection
Gateway Healthcare, Inc.	60	Brian E. Steere	No	Brian E. Steere	10/31/2013	Follow Up
GEM Plumbing	60	Ian E. Jardin	No	Ian E. Jardin	1/25/2013	Initial Inspection
General Cable Industries, LLC	27	Ian E. Jardin	Yes	SYSTEM	12/3/2013	Sample
General Cable Industries, LLC	27	Ian E. Jardin	Yes	Ian E. Jardin	11/26/2013	Follow Up
General Cable Industries, LLC	27	Ian E. Jardin	Yes	Ian E. Jardin	7/9/2013	Sample
General Cable Industries, LLC	27	Ian E. Jardin	Yes	Ian E. Jardin	6/29/2013	Sample
General Cable Industries, LLC	27	Ian E. Jardin	Yes	Ian E. Jardin	5/22/2013	Annual
General Cable Industries, LLC	27	Ian E. Jardin	Yes	Ian E. Jardin	2/12/2013	Sample
General Cable Industries, LLC	27	Ian E. Jardin	Yes	Ian E. Jardin	1/8/2013	Follow Up
George Bennett Hwy Central	78	Nathan Dean	No	Brian E. Steere	10/10/2013	Industrial Area
George Bennett Hwy Central	78	Nathan Dean	No	Ian E. Jardin	10/10/2013	Industrial Area
George Bennett Hwy South	78	Nathan Dean	No	Brian E. Steere	10/10/2013	Industrial Area
George Bennett Hwy South	78	Nathan Dean	No	Ian E. Jardin	10/10/2013	Industrial Area
German American Cultural Society	71	Brian E. Steere	No	Brian E. Steere	10/16/2013	Initial Inspection
Golden Li Lai	85	Brian E. Steere	No	Brian E. Steere	4/8/2013	Follow Up
Golden Palace	85	Ryan T. Grasso	No	Kyle C. Gannon	9/12/2013	Follow Up
Great China Inc.	85	Brian E. Steere	No	Brian E. Steere	6/10/2013	Follow Up
Greystone of Lincoln, Inc.	42	Ian E. Jardin	No	Ian E. Jardin	5/22/2013	Follow Up
Greystone of Lincoln, Inc.	42	Ian E. Jardin	No	Ian E. Jardin	1/7/2013	Follow Up
Gripnail Corporation	42	Ryan T. Grasso	No	Nathan P. Daggett	12/19/2013	Follow Up
Gripnail Corporation	42	Ryan T. Grasso	No	Darren Dolbashian	6/17/2013	Follow Up
Gripnail Corporation	42	Ryan T. Grasso	No	Darren Dolbashian	4/24/2013	Follow Up
Hark's Hadwin Street Cafe	85	Brian E. Steere	No	Brian E. Steere	12/13/2013	Follow Up
Harris Industries, Inc.	42	Travis Costa	No	Travis Costa	12/12/2013	Follow Up
Harris Industries, Inc.	42	Travis Costa	No	Travis Costa	6/12/2013	Follow Up
Harris Industries, Inc.	42	Travis Costa	No	Travis Costa	3/6/2013	Follow Up
Hartley's Pork Pies	81	Brian E. Steere	No	Brian E. Steere	12/20/2013	Follow Up
Hartley's Pork Pies	81	Brian E. Steere	No	Brian E. Steere	6/20/2013	Follow Up
Hartley's Pork Pies	81	Brian E. Steere	No	Brian E. Steere	1/18/2013	Follow Up
Harvest Greens and Beans	74	Jared Urban	No	Amanda Kezirian	3/28/2013	Initial Inspection
Hasbro, Inc.	27	Travis Costa	No	Travis Costa	12/10/2013	Follow Up
Hasbro, Inc.	27	Travis Costa	No	Travis Costa	6/11/2013	Follow Up
Hibachi Grill Supreme Buffet	85	Ryan T. Grasso	No	Darren Dolbashian	3/21/2013	Follow Up
Hidalgo Market Restaurant	81	Brian E. Steere	No	Brian E. Steere	8/19/2013	Follow Up
Hidalgo Market Restaurant	81	Brian E. Steere	No	Brian E. Steere	6/6/2013	Follow Up
Highland Corporate Drive	78	Nathan Dean	No	Darren Dolbashian	5/20/2013	Industrial Area
Highland Corporate Drive	78	Nathan Dean	No	Nathan P. Daggett	5/20/2013	Industrial Area
Highland Dental Group, Inc.	94	Kyle C. Gannon	No	Kyle C. Gannon	4/30/2013	Follow Up
Hindley Manufacturing Company	21	Travis Costa	No	Travis Costa	12/17/2013	Follow Up
Hindley Manufacturing Company	21	Travis Costa	No	Travis Costa	9/25/2013	Follow Up
Hindley Manufacturing Company	21	Travis Costa	No	Travis Costa	6/20/2013	Follow Up
HM Vincent, DMD, LLC	94	Travis Costa	No	Travis Costa	3/11/2013	Follow Up

**Bucklin Point
Inspection History - 2013**

Company	Category	Engineer Assigned	Significant	Inspected By	Date	Inspection Type
Honey Dew Donuts	85	Travis Costa	No	Travis Costa	5/2/2013	Follow Up
Honey Dew Donuts (Newport Avenue)	85	Kyle C. Gannon	No	Kyle C. Gannon	2/20/2013	Follow Up
Hope Buffinton Packaging Group, LLC	59	Ryan T. Grasso	No	Nathan P. Daggett	12/20/2013	Follow Up
Hope Buffinton Packaging Group, LLC	59	Ryan T. Grasso	No	Darren Dolbashian	6/10/2013	Follow Up
Hope Global	23	Travis Costa	No	Travis Costa	12/17/2013	Follow Up
Hope Global	23	Travis Costa	No	Travis Costa	10/28/2013	Investigation
Hope Global	23	Travis Costa	No	Travis Costa	6/20/2013	Follow Up
Hord Crystal Corporation	11	Travis Costa	Yes	Travis Costa	12/19/2013	Follow Up
Hord Crystal Corporation	11	Travis Costa	Yes	SYSTEM	7/16/2013	Sample
Hord Crystal Corporation	11	Travis Costa	Yes	Travis Costa	6/21/2013	Follow Up
Hord Crystal Corporation	11	Travis Costa	Yes	Travis Costa	5/21/2013	Follow Up
Hord Crystal Corporation	11	Travis Costa	Yes	Travis Costa	4/2/2013	Follow Up
Hord Crystal Corporation	11	Travis Costa	Yes	SYSTEM	2/21/2013	Sample
Hord Crystal Corporation	11	Travis Costa	Yes	Abigail Bernier	1/24/2013	Annual
Hot Spot LLC	85	Ryan T. Grasso	No	Darren Dolbashian	4/22/2013	Follow Up
House of Pizza	85	Jared Urban	No	Amanda Kezirian	2/26/2013	Follow Up
HP Services, Inc.	11	Travis Costa	Yes	Travis Costa	12/19/2013	Follow Up
HP Services, Inc.	11	Travis Costa	Yes	Travis Costa	10/22/2013	Annual
HP Services, Inc.	11	Travis Costa	Yes	SYSTEM	9/13/2013	Sample
HP Services, Inc.	11	Travis Costa	Yes	Travis Costa	6/20/2013	Follow Up
HP Services, Inc.	11	Travis Costa	Yes	Travis Costa	5/23/2013	Follow Up
HP Services, Inc.	11	Travis Costa	Yes	Travis Costa	5/15/2013	Sample
HP Services, Inc.	11	Travis Costa	Yes	Travis Costa	3/28/2013	Follow Up
Hung Fu, Inc.	71	Kyle C. Gannon	No	Kyle C. Gannon	11/1/2013	Follow Up
Impact Custom Apparel, LLC	99	Travis Costa	No	Travis Costa	6/19/2013	Follow Up
Impact Custom Apparel, LLC	99	Travis Costa	No	Travis Costa	3/8/2013	Follow Up
Impco, Inc.	27	Travis Costa	Yes	Travis Costa	12/10/2013	Follow Up
Impco, Inc.	27	Travis Costa	Yes	SYSTEM	12/3/2013	Sample
Impco, Inc.	27	Travis Costa	Yes	SYSTEM	6/12/2013	Sample
Impco, Inc.	27	Travis Costa	Yes	Travis Costa	6/11/2013	Follow Up
Impco, Inc.	27	Travis Costa	Yes	Travis Costa	5/30/2013	Annual
Impco, Inc.	27	Travis Costa	Yes	Travis Costa	4/18/2013	Follow Up
Imperial Packaging Corporation	49	Ian E. Jardin	No	Ian E. Jardin	12/9/2013	Follow Up
Imperial Packaging Corporation	49	Ian E. Jardin	No	Ian E. Jardin	10/10/2013	Follow Up
Imperial Packaging Corporation	49	Ian E. Jardin	No	Ian E. Jardin	3/11/2013	Follow Up
InCytu, Inc.	71	Nathan P. Daggett	No	Nathan P. Daggett	6/7/2013	Follow Up
InCytu, Inc.	71	Nathan P. Daggett	No	Nathan P. Daggett	2/4/2013	Follow Up
InCytu, Incorporated	95	Nathan P. Daggett	No	Nathan P. Daggett	8/15/2013	Initial Inspection
Industrial Circle	78	Nathan Dean	No	Ian E. Jardin	4/2/2013	Industrial Area
Industrial Circle	78	Nathan Dean	No	Kyle C. Gannon	4/2/2013	Industrial Area
Industrial Container Services - RI, LLC	44	Kyle C. Gannon	No	Kyle C. Gannon	12/16/2013	Follow Up
Industrial Container Services - RI, LLC	44	Kyle C. Gannon	No	Kyle C. Gannon	6/12/2013	Initial Inspection
Industrial Lane Cumberland	78	Nathan Dean	No	Travis Costa	3/8/2013	Industrial Area
Ink Solution	99	Ian E. Jardin	No	Ian E. Jardin	9/17/2013	Follow Up
Ink Solution	99	Ian E. Jardin	No	Ian E. Jardin	6/17/2013	Meeting
Ink Solution	99	Ian E. Jardin	No	Ian E. Jardin	5/1/2013	Follow Up
International Accessories	24	Travis Costa	No	Travis Costa	12/18/2013	Follow Up
International Accessories	24	Travis Costa	No	Travis Costa	6/20/2013	Follow Up
International Meat Market	81	Travis Costa	No	Travis Costa	11/7/2013	Follow Up
International Meat Market	81	Travis Costa	No	Travis Costa	8/7/2013	Follow Up
International Meat Market	81	Travis Costa	No	Travis Costa	5/30/2013	Follow Up
International Packaging Corp.	53	Ryan T. Grasso	No	Nathan P. Daggett	12/19/2013	Initial Inspection
International Packaging Corp.	53	Ryan T. Grasso	No	Darren Dolbashian	6/10/2013	Follow Up
Interplex Engineered Products, Inc.	11	Abigail Bernier	Yes	Abigail Bernier	12/19/2013	Follow Up
Interplex Engineered Products, Inc.	11	Abigail Bernier	Yes	Abigail Bernier	12/4/2013	Sample
Interplex Engineered Products, Inc.	11	Abigail Bernier	Yes	Abigail Bernier	6/26/2013	Annual
Interplex Engineered Products, Inc.	11	Abigail Bernier	Yes	SYSTEM	6/3/2013	Sample
Interplex Engineered Products, Inc.	11	Abigail Bernier	Yes	Abigail Bernier	5/23/2013	Follow Up
Interplex Engineered Products, Inc.	11	Abigail Bernier	Yes	Abigail Bernier	5/2/2013	Follow Up
J and K Restaurant	85	Ryan T. Grasso	No	Brian E. Steere	12/20/2013	Follow Up
J and K Restaurant	85	Ryan T. Grasso	No	Nathan P. Daggett	12/3/2013	Follow Up
J and K Restaurant	85	Ryan T. Grasso	No	Abigail Bernier	9/27/2013	Follow Up
J and K Restaurant	85	Ryan T. Grasso	No	Darren Dolbashian	2/1/2013	Follow Up
J H Davis, LLC	42	Nathan P. Daggett	No	Nathan P. Daggett	10/29/2013	Follow Up
J H Davis, LLC	42	Nathan P. Daggett	No	Nathan P. Daggett	5/6/2013	Follow Up
J&M Diamond Tool, Inc.	44	Ian E. Jardin	No	Ian E. Jardin	12/18/2013	Follow Up
J&M Diamond Tool, Inc.	44	Ian E. Jardin	No	Ian E. Jardin	6/25/2013	Follow Up
J.D. Laundromat	92	Kyle C. Gannon	No	Kyle C. Gannon	1/25/2013	Follow Up
J.H. Lynch & Sons, Inc.	40	Nathan Dean	Yes	Nathan Dean	12/17/2013	Sample
J.H. Lynch & Sons, Inc.	40	Nathan Dean	Yes	Nathan Dean	8/8/2013	Follow Up
J.H. Lynch & Sons, Inc.	40	Nathan Dean	Yes	Nathan Dean	3/22/2013	Annual
J.H. Lynch & Sons, Inc.	40	Nathan Dean	Yes	Nathan Dean	3/5/2013	Sample

**Bucklin Point
Inspection History - 2013**

Company	Category	Engineer Assigned	Significant	Inspected By	Date	Inspection Type
J.H. Lynch & Sons, Inc.	40	Nathan Dean	Yes	SYSTEM	2/25/2013	Sample
J.I.F. Investment Co., Inc.	97	Brian E. Steere	No	Brian E. Steere	10/18/2013	Follow Up
Jan Co. Central	85	Ryan T. Grasso	No	Brian E. Steere	12/2/2013	Follow Up
Jan Co. Central	85	Ryan T. Grasso	No	Darren Dolbashian	2/19/2013	Follow Up
Jan Co. Central, Inc.	85	Ryan T. Grasso	No	Darren Dolbashian	2/26/2013	Follow Up
JAR Bakers Supply	81	Brian E. Steere	No	Brian E. Steere	5/28/2013	Follow Up
JAR Bakers Supply	81	Brian E. Steere	No	Brian E. Steere	1/18/2013	Follow Up
Jerry's Friendly Tap LLC	85	Jared Urban	No	Darren Dolbashian	7/16/2013	Initial Inspection
JG Inc.	85	Jared Urban	No	Nathan Arruda	11/5/2013	Follow Up
JG Inc.	85	Jared Urban	No	Amanda Kezirian	1/10/2013	Follow Up
JK Club, LLC	85	Ryan T. Grasso	No	Darren Dolbashian	4/10/2013	Follow Up
JKM Enterprises II	92	Ryan T. Grasso	No	Darren Dolbashian	3/25/2013	Follow Up
John H. Collins & Sons Company	27	Nathan P. Daggett	Yes	Nathan P. Daggett	12/11/2013	Follow Up
John H. Collins & Sons Company	27	Nathan P. Daggett	Yes	SYSTEM	11/7/2013	Sample
John H. Collins & Sons Company	27	Nathan P. Daggett	Yes	Nathan P. Daggett	8/20/2013	Follow Up
John H. Collins & Sons Company	27	Nathan P. Daggett	Yes	Nathan P. Daggett	6/5/2013	Follow Up
John H. Collins & Sons Company	27	Nathan P. Daggett	Yes	Nathan P. Daggett	4/4/2013	Annual
John H. Collins & Sons Company	27	Nathan P. Daggett	Yes	SYSTEM	4/3/2013	Sample
Johnston Donuts, Inc.	85	Nathan Arruda	No	Nathan Arruda	7/10/2013	Follow Up
Jose' Chardiet Studio	43	Nathan P. Daggett	No	Nathan P. Daggett	12/6/2013	Follow Up
Jose' Chardiet Studio	43	Nathan P. Daggett	No	Nathan P. Daggett	5/22/2013	Follow Up
J's Deli	85	Nathan Arruda	No	Nathan Arruda	7/10/2013	Follow Up
K & A El Masri- Ronzio Pizza	85	Nathan Arruda	No	Nathan Arruda	10/24/2013	Follow Up
K&W Webbing Company	23	Nathan P. Daggett	No	Nathan P. Daggett	12/3/2013	Follow Up
K&W Webbing Company	23	Nathan P. Daggett	No	Nathan P. Daggett	6/3/2013	Follow Up
Katrina's Country Kitchen	85	Nathan Arruda	No	Nathan Arruda	6/27/2013	Follow Up
KD Coney	85	Ryan T. Grasso	No	Darren Dolbashian	7/16/2013	Initial Inspection
Kenneth Castellucci & Associates, Inc.	42	Nathan P. Daggett	No	Nathan P. Daggett	12/9/2013	Follow Up
Kenneth Castellucci & Associates, Inc.	42	Nathan P. Daggett	No	Nathan P. Daggett	6/11/2013	Follow Up
Kenneth Castellucci & Associates, Inc.	42	Nathan P. Daggett	No	Nathan P. Daggett	1/3/2013	Follow Up
Key Container Corporation	24	Ryan T. Grasso	No	Nathan P. Daggett	12/19/2013	Follow Up
Key Container Corporation	24	Ryan T. Grasso	No	Darren Dolbashian	6/17/2013	Follow Up
KFC - Newport Avenue	85	Jared Urban	No	Amanda Kezirian	5/21/2013	Follow Up
Kim & Gary's Ice Cream Machine	85	Nathan Arruda	No	Nathan Arruda	9/4/2013	Follow Up
Kirkbrae Country Club	86	Brian E. Steere	No	Brian E. Steere	7/19/2013	Follow Up
Kitchen & Center Top Center of N.E.	74	Brian E. Steere	No	Brian E. Steere	12/10/2013	Initial Inspection
Kiwi Burst Yogurt Shop	85	Travis Costa	No	Travis Costa	4/10/2013	Follow Up
KR Baseball, Inc.	85	Ryan T. Grasso	No	Darren Dolbashian	2/20/2013	Follow Up
Kyla Coburn Designs	60	Brian E. Steere	No	Brian E. Steere	3/28/2013	Initial Inspection
La Arepa	85	Brian E. Steere	No	Brian E. Steere	4/8/2013	Follow Up
La Sopresa	85	Ryan T. Grasso	No	Darren Dolbashian	2/14/2013	Follow Up
Lane Foods, Inc.	85	Ryan T. Grasso	No	Darren Dolbashian	7/29/2013	Follow Up
Langley's Laundromat	92	Kyle C. Gannon	No	Kyle C. Gannon	9/16/2013	Follow Up
Leedon Webbing Co., Inc.	44	Kyle C. Gannon	No	Kyle C. Gannon	12/13/2013	Follow Up
Leedon Webbing Co., Inc.	44	Kyle C. Gannon	No	Kyle C. Gannon	6/18/2013	Follow Up
Len's Hot Dog Haven	85	Kyle C. Gannon	No	Kyle C. Gannon	4/24/2013	Follow Up
Leon Markarov Dental Prosthetics	59	Nathan P. Daggett	No	Nathan P. Daggett	10/29/2013	Follow Up
Leon Markarov Dental Prosthetics	59	Nathan P. Daggett	No	Nathan P. Daggett	5/16/2013	Follow Up
Li Lai Wok (Central Ave.)	85	Kyle C. Gannon	No	Kyle C. Gannon	7/29/2013	Follow Up
Lighthouse at Lincoln	74	Brian E. Steere	No	Brian E. Steere	11/5/2013	Initial Inspection
Lincoln Animal Hospital	94	Kyle C. Gannon	No	Kyle C. Gannon	2/25/2013	Follow Up
Lincoln Laundromat	92	Nathan Arruda	No	Nathan Arruda	2/19/2013	Follow Up
Lincoln Manufacturing, Inc.	22	Nathan P. Daggett	Yes	Nathan P. Daggett	11/19/2013	Annual
Lincoln Manufacturing, Inc.	22	Nathan P. Daggett	Yes	Nathan P. Daggett	9/16/2013	Sample
Lincoln Manufacturing, Inc.	22	Nathan P. Daggett	Yes	Nathan P. Daggett	6/19/2013	Follow Up
Lincoln Manufacturing, Inc.	22	Nathan P. Daggett	Yes	Nathan P. Daggett	5/24/2013	Sample
Lincoln Manufacturing, Inc.	22	Nathan P. Daggett	Yes	Nathan P. Daggett	2/21/2013	Follow Up
Liquid Blue	23	Kyle C. Gannon	Yes	Kyle C. Gannon	12/16/2013	Follow Up
Liquid Blue	23	Kyle C. Gannon	Yes	SYSTEM	9/25/2013	Sample
Liquid Blue	23	Kyle C. Gannon	Yes	Kyle C. Gannon	8/28/2013	Annual
Liquid Blue	23	Kyle C. Gannon	Yes	Kyle C. Gannon	6/12/2013	Follow Up
Liquid Blue	23	Kyle C. Gannon	Yes	SYSTEM	5/2/2013	Sample
Liquid Blue	23	Kyle C. Gannon	Yes	Kyle C. Gannon	2/25/2013	Follow Up
LJ's BBQ	85	Jared Urban	No	Amanda Kezirian	2/22/2013	Follow Up
Lucky Chen	85	Jared Urban	No	Amanda Kezirian	5/3/2013	Follow Up
Lucky Chen Corp 2	85	Jared Urban	No	Amanda Kezirian	5/3/2013	Follow Up
M & MNY System	85	Jared Urban	No	Amanda Kezirian	4/29/2013	Follow Up
Madison Cutting Tool	41	Nathan P. Daggett	No	Nathan P. Daggett	12/11/2013	Follow Up
Madison Cutting Tool	41	Nathan P. Daggett	No	Nathan P. Daggett	6/5/2013	Follow Up
Majic Brand Woodturning	60	Brian E. Steere	No	Brian E. Steere	10/7/2013	Initial Inspection
Manville	78	Nathan Dean	No	Ian E. Jardin	4/2/2013	Industrial Area
Manville	78	Nathan Dean	No	Kyle C. Gannon	4/2/2013	Industrial Area

**Bucklin Point
Inspection History - 2013**

Company	Category	Engineer Assigned	Significant	Inspected By	Date	Inspection Type
Marotta Food Corporation	82	Nathan Arruda	No	Nathan Arruda	7/23/2013	Follow Up
Martin Bakers, LLC	85	Brian E. Steere	No	Brian E. Steere	2/28/2013	Follow Up
Martin Street Industrial Area	78	Nathan Dean	No	Travis Costa	10/10/2013	Industrial Area
Masbro Polishing Company, Inc.	42	Travis Costa	No	Travis Costa	12/11/2013	Follow Up
Masbro Polishing Company, Inc.	42	Travis Costa	No	Travis Costa	6/12/2013	Follow Up
Masbro Polishing Company, Inc.	42	Travis Costa	No	Travis Costa	4/9/2013	Follow Up
Materion Technical Materials, Inc.	11	Nathan P. Daggett	Yes	Nathan P. Daggett	12/9/2013	Follow Up
Materion Technical Materials, Inc.	11	Nathan P. Daggett	Yes	Nathan P. Daggett	10/9/2013	Annual
Materion Technical Materials, Inc.	11	Nathan P. Daggett	Yes	SYSTEM	8/28/2013	Sample
Materion Technical Materials, Inc.	11	Nathan P. Daggett	Yes	Nathan P. Daggett	5/23/2013	Follow Up
Materion Technical Materials, Inc.	11	Nathan P. Daggett	Yes	Nathan P. Daggett	5/21/2013	Follow Up
Materion Technical Materials, Inc.	11	Nathan P. Daggett	Yes	SYSTEM	1/31/2013	Sample
Materion Technical Materials, Inc.	11	Nathan P. Daggett	Yes	SYSTEM	1/14/2013	Sample
Materion Technical Materials, Inc.	11	Nathan P. Daggett	Yes	Nathan P. Daggett	1/2/2013	Follow Up
Matos Bakery	81	Kyle C. Gannon	No	Kyle C. Gannon	2/26/2013	Follow Up
McDonald's - Mendon Road	85	Jared Urban	No	Jared Urban	12/20/2013	Follow Up
Meeting Street Mill Complex	78	Nathan Dean	No	Abigail Bernier	3/6/2013	Industrial Area
Meeting Street Mill Complex	78	Nathan Dean	No	Kyle C. Gannon	3/6/2013	Industrial Area
Mei King Restaurant	85	Kyle C. Gannon	No	Kyle C. Gannon	4/24/2013	Follow Up
Memorial Hospital of Rhode Island	60	Jared Urban	No	Ian E. Jardin	7/17/2013	Follow Up
Memorial Hospital of RI	90	Ian E. Jardin	No	Ian E. Jardin	8/8/2013	Follow Up
Memorial Hospital of RI	90	Ian E. Jardin	No	Ian E. Jardin	4/15/2013	Follow Up
Mercury Print & Mail Company, Inc	42	Nathan P. Daggett	No	Nathan P. Daggett	12/18/2013	Follow Up
Mercury Print & Mail Company, Inc	42	Nathan P. Daggett	No	Nathan P. Daggett	6/3/2013	Follow Up
Michael Healy Designs, Inc.	27	Travis Costa	No	Travis Costa	12/19/2013	Follow Up
Michael Healy Designs, Inc.	27	Travis Costa	No	Travis Costa	8/8/2013	Follow Up
Michael Healy Designs, Inc.	27	Travis Costa	No	Travis Costa	6/5/2013	Follow Up
Michael Perri & Sons, Inc.	80	Jared Urban	No	Nathan Arruda	10/1/2013	Follow Up
Michael Perri & Sons, Inc.	80	Jared Urban	No	Brian E. Steere	3/5/2013	Follow Up
Michael Perri & Sons, Inc.	80	Jared Urban	No	Darren Dolbashian	3/1/2013	Follow Up
Michael Perri & Sons, Inc.	80	Jared Urban	No	Nathan Arruda	3/1/2013	Follow Up
Michael's Meats	81	Nathan Arruda	No	Nathan Arruda	10/31/2013	Follow Up
Microfibres, Inc.	23	Kyle C. Gannon	Yes	Kyle C. Gannon	12/18/2013	Follow Up
Microfibres, Inc.	23	Kyle C. Gannon	Yes	Kyle C. Gannon	12/12/2013	Sample
Microfibres, Inc.	23	Kyle C. Gannon	Yes	SYSTEM	12/12/2013	Sample
Microfibres, Inc.	23	Kyle C. Gannon	Yes	Kyle C. Gannon	6/4/2013	Annual
Microfibres, Inc.	23	Kyle C. Gannon	Yes	Kyle C. Gannon	6/3/2013	Sample
Microfibres, Inc.	23	Kyle C. Gannon	Yes	Kyle C. Gannon	5/21/2013	Follow Up
Microfibres, Inc.	23	Kyle C. Gannon	Yes	Kyle C. Gannon	4/3/2013	Follow Up
Microfibres, Inc.	23	Kyle C. Gannon	Yes	Ian E. Jardin	1/28/2013	Follow Up
Middle Central Falls	78	Nathan Dean	No	Amanda Kezirian	3/21/2013	Industrial Area
Middle Central Falls	78	Nathan Dean	No	Brian E. Steere	3/21/2013	Industrial Area
Ming Garden, Inc.	85	Ryan T. Grasso	No	Darren Dolbashian	5/14/2013	Follow Up
Ming Garden, Inc.	85	Ryan T. Grasso	No	Darren Dolbashian	3/5/2013	Follow Up
Modern Diner	85	Brian E. Steere	No	Brian E. Steere	6/18/2013	Follow Up
Moshassuck Valley Industrial Hwy	78	Nathan Dean	No	Brian E. Steere	3/5/2013	Industrial Area
Moshassuck Valley Industrial Hwy	78	Nathan Dean	No	Travis Costa	3/5/2013	Industrial Area
Motown Pizza, LLC	85	Jared Urban	No	Amanda Kezirian	5/21/2013	Follow Up
Motyka Art and Frame	60	Brian E. Steere	No	Brian E. Steere	3/28/2013	Initial Inspection
Mr. USA Cleaners	92	Travis Costa	No	Travis Costa	11/21/2013	Follow Up
Mulhearn's Pub	85	Kyle C. Gannon	No	Kyle C. Gannon	2/21/2013	Follow Up
Multi-Wall Packaging a Division of ITW	42	Travis Costa	No	Travis Costa	12/10/2013	Follow Up
Multi-Wall Packaging a Division of ITW	42	Travis Costa	No	Travis Costa	6/11/2013	Follow Up
Multi-Wall Packaging a Division of ITW	42	Travis Costa	No	Travis Costa	4/4/2013	Follow Up
Murdock Webbing Co., Inc.	23	Kyle C. Gannon	Yes	Kyle C. Gannon	12/13/2013	Follow Up
Murdock Webbing Co., Inc.	23	Kyle C. Gannon	Yes	Kyle C. Gannon	10/10/2013	Annual
Murdock Webbing Co., Inc.	23	Kyle C. Gannon	Yes	SYSTEM	9/10/2013	Sample
Murdock Webbing Co., Inc.	23	Kyle C. Gannon	Yes	SYSTEM	8/22/2013	Sample
Murdock Webbing Co., Inc.	23	Kyle C. Gannon	Yes	Kyle C. Gannon	6/25/2013	Follow Up
Murdock Webbing Co., Inc.	23	Kyle C. Gannon	Yes	Kyle C. Gannon	4/19/2013	Follow Up
Murdock Webbing Co., Inc.	23	Kyle C. Gannon	Yes	Kyle C. Gannon	1/9/2013	Sample
Murphy's Law	85	Travis Costa	No	Travis Costa	5/2/2013	Follow Up
MVP Sports Pub & Restaurant	71	Jared Urban	No	Kyle C. Gannon	5/31/2013	Follow Up
MVP Sports Pub & Restaurant	71	Jared Urban	No	Kerry Britt	3/25/2013	Meeting
MVP Sports Pub & Restaurant	71	Jared Urban	No	Amanda Kezirian	1/18/2013	Follow Up
NECVW, Inc.	97	Brian E. Steere	No	Brian E. Steere	7/30/2013	Meeting
Neptco, Inc.	53	Ian E. Jardin	No	Ian E. Jardin	12/16/2013	Follow Up
Neptco, Inc.	53	Ian E. Jardin	No	Ian E. Jardin	5/21/2013	Follow Up
Neurotech Pharmaceuticals, Inc.	95	Nathan P. Daggett	No	Nathan P. Daggett	4/2/2013	Follow Up
New England Catering Service, LLC	85	Brian E. Steere	No	Brian E. Steere	2/13/2013	Initial Inspection
New England Donuts, LLC	85	Brian E. Steere	No	Brian E. Steere	1/8/2013	Follow Up
New England Linen Supply, Inc.	25	Nathan P. Daggett	Yes	Nathan P. Daggett	12/11/2013	Follow Up

**Bucklin Point
Inspection History - 2013**

Company	Category	Engineer Assigned	Significant	Inspected By	Date	Inspection Type
New England Linen Supply, Inc.	25	Nathan P. Daggett	Yes	SYSTEM	10/29/2013	Sample
New England Linen Supply, Inc.	25	Nathan P. Daggett	Yes	Nathan P. Daggett	6/24/2013	Follow Up
New England Linen Supply, Inc.	25	Nathan P. Daggett	Yes	Nathan P. Daggett	6/4/2013	Sample
New England Linen Supply, Inc.	25	Nathan P. Daggett	Yes	Nathan P. Daggett	3/5/2013	Follow Up
New England Linen Supply, Inc.	25	Nathan P. Daggett	Yes	Nathan P. Daggett	1/10/2013	Annual
New England Paper Tube Company, Inc.	24	Travis Costa	No	Travis Costa	12/12/2013	Follow Up
New England Paper Tube Company, Inc.	24	Travis Costa	No	Travis Costa	6/25/2013	Follow Up
New England Way	78	Nathan Dean	No	Brian E. Steere	1/4/2013	Industrial Area
New England Way	78	Nathan Dean	No	Nathan P. Daggett	1/4/2013	Industrial Area
Newman Avenue	78	Nathan Dean	No	Kyle C. Gannon	3/12/2013	Industrial Area
Newman Avenue	78	Nathan Dean	No	Nathan P. Daggett	3/12/2013	Industrial Area
Newport 223 Donuts, Inc.	85	Kyle C. Gannon	No	Kyle C. Gannon	4/22/2013	Follow Up
Newport Ave Donut-81 Newport	85	Kyle C. Gannon	No	Kyle C. Gannon	4/22/2013	Follow Up
Newport Cedar Donuts, Inc.	85	Kyle C. Gannon	No	Kyle C. Gannon	8/7/2013	Follow Up
North American Salt & Fresh Fish Corp.	81	Nathan Arruda	No	Nathan Arruda	8/27/2013	Follow Up
North Central Industrial Park	78	Nathan Dean	No	Ian E. Jardin	1/8/2013	Industrial Area
North Central Industrial Park	78	Nathan Dean	No	Nathan Arruda	1/8/2013	Industrial Area
Northeast Knitting, Inc.	23	Brian E. Steere	No	Brian E. Steere	12/20/2013	Follow Up
Northeast Knitting, Inc.	23	Brian E. Steere	No	Brian E. Steere	6/27/2013	Follow Up
Northern Central Falls	78	Nathan Dean	No	Abigail Bernier	10/8/2013	Industrial Area
Northern Central Falls	78	Nathan Dean	No	Brian E. Steere	10/8/2013	Industrial Area
Northern East Providence	78	Nathan Dean	No	Abigail Bernier	3/14/2013	Industrial Area
Northern East Providence	78	Nathan Dean	No	Brian E. Steere	3/14/2013	Industrial Area
Nuts 'N More	81	Nathan P. Daggett	No	Nathan P. Daggett	1/18/2013	Follow Up
Nuts 'N More	81	Nathan P. Daggett	No	Nathan P. Daggett	1/4/2013	Follow Up
Nuzzo Campion Stone Enterprises, Inc.	42	Ian E. Jardin	No	Ian E. Jardin	12/3/2013	Follow Up
Nuzzo Campion Stone Enterprises, Inc.	42	Ian E. Jardin	No	Ian E. Jardin	6/28/2013	Follow Up
Ocean State Five II, LLC	85	Nathan Arruda	No	Nathan Arruda	2/19/2013	Follow Up
Olly's Pizza	85	Kyle C. Gannon	No	Kyle C. Gannon	4/16/2013	Follow Up
Omni Color Printing	24	Nathan Arruda	No	Nathan Arruda	8/27/2013	Follow Up
Omni Color Printing	24	Nathan Arruda	No	Nathan Arruda	6/11/2013	Follow Up
Original Pizza of Boston	53	Nathan P. Daggett	No	Nathan P. Daggett	12/9/2013	Follow Up
Original Pizza of Boston	53	Nathan P. Daggett	No	Nathan P. Daggett	6/11/2013	Follow Up
Orion Retail	26	Ian E. Jardin	No	Ian E. Jardin	11/26/2013	Follow Up
Orion Retail	26	Ian E. Jardin	No	Ian E. Jardin	5/22/2013	Follow Up
Orion Retail	26	Ian E. Jardin	No	Ian E. Jardin	1/10/2013	Follow Up
Osram Sylvania, Inc.	27	Ian E. Jardin	Yes	Ian E. Jardin	12/3/2013	Follow Up
Osram Sylvania, Inc.	27	Ian E. Jardin	Yes	Ian E. Jardin	10/1/2013	Sample
Osram Sylvania, Inc.	27	Ian E. Jardin	Yes	Ian E. Jardin	8/7/2013	Annual
Osram Sylvania, Inc.	27	Ian E. Jardin	Yes	Ian E. Jardin	5/23/2013	Follow Up
Osram Sylvania, Inc.	27	Ian E. Jardin	Yes	Ian E. Jardin	4/22/2013	Follow Up
Osram Sylvania, Inc.	27	Ian E. Jardin	Yes	Ian E. Jardin	4/17/2013	Sample
P & G Bowling, Inc.	85	Kyle C. Gannon	No	Kyle C. Gannon	4/15/2013	Follow Up
Packaging Concepts, Ltd.	24	Nathan P. Daggett	No	Nathan P. Daggett	12/9/2013	Follow Up
Packaging Concepts, Ltd.	24	Nathan P. Daggett	No	Nathan P. Daggett	6/7/2013	Follow Up
Packaging Concepts, Ltd.	24	Nathan P. Daggett	No	Nathan P. Daggett	1/2/2013	Follow Up
Packaging Graphics, LLC	24	Travis Costa	No	Travis Costa	12/12/2013	Follow Up
Packaging Graphics, LLC	24	Travis Costa	No	Travis Costa	10/16/2013	Follow Up
Packaging Graphics, LLC	24	Travis Costa	No	Travis Costa	6/21/2013	Follow Up
Pamfilio's Italian Deli	85	Ryan T. Grasso	No	Darren Dolbashian	5/7/2013	Initial Inspection
Panaderia El Antojo, Inc.	85	Ryan T. Grasso	No	Darren Dolbashian	4/24/2013	Follow Up
Papa Gino's #408	85	Nathan Arruda	No	Nathan Arruda	4/16/2013	Follow Up
Patriot Textiles, Inc.	23	Nathan P. Daggett	No	Nathan P. Daggett	8/7/2013	Follow Up
Patriot Textiles, Inc.	23	Nathan P. Daggett	No	Nathan P. Daggett	7/30/2013	Initial Inspection
Paulo J. Darosa, D.D.S.	94	Travis Costa	No	Travis Costa	5/8/2013	Follow Up
Pawtucket Ave:Esten Avenue Mill Area	78	Nathan Dean	No	Darren Dolbashian	8/14/2013	Industrial Area
Pawtucket Ave:Esten Avenue Mill Area	78	Nathan Dean	No	Nathan P. Daggett	8/14/2013	Industrial Area
Pawtucket House of Pizza	85	Kyle C. Gannon	No	Kyle C. Gannon	10/18/2013	Follow Up
Pawtucket Power Associates	16	Ian E. Jardin	Yes	Ian E. Jardin	12/19/2013	Follow Up
Pawtucket Power Associates	16	Ian E. Jardin	Yes	SYSTEM	12/2/2013	Sample
Pawtucket Power Associates	16	Ian E. Jardin	Yes	Ian E. Jardin	10/16/2013	Annual
Pawtucket Power Associates	16	Ian E. Jardin	Yes	SYSTEM	7/24/2013	Sample
Pawtucket Power Associates	16	Ian E. Jardin	Yes	Ian E. Jardin	6/28/2013	Follow Up
Pawtucket Power Associates	16	Ian E. Jardin	Yes	Ian E. Jardin	5/21/2013	Follow Up
Pawtucket Red Sox Baseball Club	86	Ryan T. Grasso	No	Darren Dolbashian	4/16/2013	Follow Up
Pawtucket Skilled Nursing	86	Kyle C. Gannon	No	Kyle C. Gannon	10/16/2013	Follow Up
Pawtucket Soup Kitchen	85	Nathan Arruda	No	Nathan Arruda	1/9/2013	Follow Up
Pawtucket Taco	85	Brian E. Steere	No	Brian E. Steere	4/15/2013	Follow Up
Phantom farms	85	Nathan Arruda	No	Nathan Arruda	9/4/2013	Follow Up
Phoenix Converting Corporation	59	Ian E. Jardin	No	Ian E. Jardin	12/9/2013	Follow Up
Phoenix Converting Corporation	59	Ian E. Jardin	No	Ian E. Jardin	6/26/2013	Follow Up
Piatek Machine Co., Inc.	42	Ian E. Jardin	No	Ian E. Jardin	12/9/2013	Follow Up

**Bucklin Point
Inspection History - 2013**

Company	Category	Engineer Assigned	Significant	Inspected By	Date	Inspection Type
Piatek Machine Co., Inc.	42	Ian E. Jardin	No	Ian E. Jardin	7/1/2013	Follow Up
Piezoni's	85	Kyle C. Gannon	No	Kyle C. Gannon	8/6/2013	Follow Up
Pizzeria Romana	85	Kyle C. Gannon	No	Kyle C. Gannon	8/21/2013	Follow Up
Poly/Sperse, Corp.	22	Travis Costa	No	Travis Costa	12/10/2013	Follow Up
Poly/Sperse, Corp.	22	Travis Costa	No	Travis Costa	6/11/2013	Follow Up
Portola Tech International	71	Kyle C. Gannon	No	Kyle C. Gannon	2/19/2013	Follow Up
Precision Dermatology	14	Ian E. Jardin	Yes	Ian E. Jardin	12/10/2013	Follow Up
Precision Dermatology	14	Ian E. Jardin	Yes	SYSTEM	10/1/2013	Sample
Precision Dermatology	14	Ian E. Jardin	Yes	Ian E. Jardin	5/30/2013	Follow Up
Precision Dermatology	14	Ian E. Jardin	Yes	Ian E. Jardin	4/29/2013	Sample
Precision Dermatology	14	Ian E. Jardin	Yes	Ian E. Jardin	4/17/2013	Annual
Precision Harley - Davidson, Inc.	97	Brian E. Steere	No	Brian E. Steere	3/1/2013	Follow Up
Precision Polishing & Ornament	42	Travis Costa	No	Travis Costa	12/12/2013	Follow Up
Precision Polishing & Ornament	42	Travis Costa	No	Travis Costa	6/7/2013	Follow Up
Printmakers, Inc.	93	Travis Costa	No	Travis Costa	5/13/2013	Follow Up
Prothera Biologics	95	Ian E. Jardin	No	Ian E. Jardin	10/24/2013	Follow Up
Prothera Biologics	95	Ian E. Jardin	No	Ian E. Jardin	9/24/2013	Initial Inspection
Providence Braid Co., Inc.	44	Kyle C. Gannon	No	Kyle C. Gannon	12/18/2013	Follow Up
Providence Braid Co., Inc.	44	Kyle C. Gannon	No	Kyle C. Gannon	6/11/2013	Follow Up
Providence Metallizing Company, Inc.	11	Abigail Bernier	Yes	Abigail Bernier	12/18/2013	Follow Up
Providence Metallizing Company, Inc.	11	Abigail Bernier	Yes	SYSTEM	12/9/2013	Sample
Providence Metallizing Company, Inc.	11	Abigail Bernier	Yes	Abigail Bernier	9/24/2013	Follow Up
Providence Metallizing Company, Inc.	11	Abigail Bernier	Yes	Abigail Bernier	6/13/2013	Follow Up
Providence Metallizing Company, Inc.	11	Abigail Bernier	Yes	SYSTEM	6/11/2013	Sample
Providence Metallizing Company, Inc.	11	Abigail Bernier	Yes	Abigail Bernier	5/21/2013	Follow Up
Providence Metallizing Company, Inc.	11	Abigail Bernier	Yes	Abigail Bernier	3/20/2013	Annual
Providence Wire Creations, Inc. (Pawt)	42	Nathan P. Daggett	No	Nathan P. Daggett	12/11/2013	Follow Up
Providence Wire Creations, Inc. (Pawt)	42	Nathan P. Daggett	No	Nathan P. Daggett	6/5/2013	Follow Up
PRRC, Inc.	60	Kyle C. Gannon	No	Kyle C. Gannon	3/13/2013	Follow Up
Putnam Holdings, Inc.	41	Ian E. Jardin	No	Ian E. Jardin	11/26/2013	Follow Up
Putnam Holdings, Inc.	41	Ian E. Jardin	No	Ian E. Jardin	10/8/2013	Follow Up
Putnam Holdings, Inc.	41	Ian E. Jardin	No	Ian E. Jardin	1/29/2013	Initial Inspection
R.J.W. Enterprises Inc.	85	Brian E. Steere	No	Brian E. Steere	4/15/2013	Follow Up
Rand Whitney Southeast Container, LLC	24	Nathan P. Daggett	No	Nathan P. Daggett	12/11/2013	Follow Up
Rand Whitney Southeast Container, LLC	24	Nathan P. Daggett	No	Nathan P. Daggett	6/5/2013	Follow Up
Rhode Island Novelty	52	Nathan P. Daggett	No	Nathan P. Daggett	12/20/2013	Follow Up
Rhode Island Novelty	52	Nathan P. Daggett	No	Nathan P. Daggett	6/11/2013	Follow Up
Rhode Island Novelty	52	Nathan P. Daggett	No	Nathan P. Daggett	3/4/2013	Follow Up
Rhode Island Textile Company	23	Travis Costa	No	Travis Costa	12/12/2013	Follow Up
Rhode Island Textile Company	23	Travis Costa	No	Travis Costa	10/16/2013	Follow Up
Rhode Island Textile Company	23	Travis Costa	No	Travis Costa	6/21/2013	Follow Up
Rhode Island Textile Company	23	Travis Costa	No	Ian E. Jardin	1/28/2013	Follow Up
Rhody Rug, Inc.	60	Nathan P. Daggett	No	Nathan P. Daggett	9/27/2013	Initial Inspection
Ribatejo	82	Ryan T. Grasso	No	Darren Dolbashian	8/20/2013	Follow Up
Ribatejo	82	Ryan T. Grasso	No	Darren Dolbashian	1/14/2013	Follow Up
Richline Group, Inc.	11	Ian E. Jardin	Yes	Ian E. Jardin	3/28/2013	Follow Up
Richline Group, Inc.	11	Ian E. Jardin	Yes	Ian E. Jardin	3/6/2013	Follow Up
Richline Group, Inc.	11	Ian E. Jardin	Yes	Ian E. Jardin	2/26/2013	Follow Up
Richline Group, Inc.	11	Ian E. Jardin	Yes	Ian E. Jardin	1/15/2013	Follow Up
Richline Group, Inc.	11	Ian E. Jardin	Yes	SYSTEM	#####	Sample
Richline Group, Inc.	11	Ian E. Jardin	Yes	Ian E. Jardin	1/3/2013	Annual
Richline Group, Inc.	11	Ian E. Jardin	Yes	SYSTEM	1/2/2013 8:45	Sample
Richmond Motor Sales, Inc.	97	Brian E. Steere	No	Brian E. Steere	12/10/2013	Follow Up
RIDCO Casting Co.	21	Ryan T. Grasso	No	Brian E. Steere	12/20/2013	Follow Up
RIDCO Casting Co.	21	Ryan T. Grasso	No	Darren Dolbashian	6/7/2013	Follow Up
Riverside Diner	85	Brian E. Steere	No	Brian E. Steere	1/10/2013	Follow Up
Riviera Inn	85	Jared Urban	No	Jared Urban	12/16/2013	Follow Up
Riviera Inn	85	Jared Urban	No	Travis Costa	7/26/2013	Investigation
Roast House Pub and Restaurant	85	Brian E. Steere	No	Brian E. Steere	7/9/2013	Follow Up
Rose Sub LLC	85	Nathan Arruda	No	Nathan Arruda	8/21/2013	Follow Up
Royal Cleaners, Inc.	92	Travis Costa	No	Travis Costa	7/10/2013	Follow Up
S.P. Donuts	85	Brian E. Steere	No	Brian E. Steere	10/28/2013	Meeting
Safety Flag Co. of America	60	Abigail Bernier	No	Abigail Bernier	10/8/2013	Follow Up
Saki's Pizzeria and Grille	85	Brian E. Steere	No	Brian E. Steere	3/4/2013	Follow Up
Scetta Corporation	85	Brian E. Steere	No	Brian E. Steere	4/8/2013	Follow Up
Schofield Sanitation	80	Nathan Arruda	No	Nathan Arruda	10/1/2013	Follow Up
Schofield Sanitation	80	Nathan Arruda	No	Kyle C. Gannon	9/26/2013	Follow Up
Schofield Sanitation	80	Nathan Arruda	No	Kyle C. Gannon	8/22/2013	Follow Up
Schofield Sanitation	80	Nathan Arruda	No	Darren Dolbashian	8/2/2013	Follow Up
Schofield Sanitation	80	Nathan Arruda	No	Darren Dolbashian	7/8/2013	Follow Up
Schofield Sanitation	80	Nathan Arruda	No	Nathan Arruda	7/8/2013	Follow Up
Schofield Sanitation	80	Nathan Arruda	No	Nathan Arruda	5/8/2013	Follow Up

**Bucklin Point
Inspection History - 2013**

Company	Category	Engineer Assigned	Significant	Inspected By	Date	Inspection Type
Schofield Sanitation	80	Nathan Arruda	No	Darren Dolbashian	4/12/2013	Follow Up
Schofield Sanitation	80	Nathan Arruda	No	Darren Dolbashian	3/1/2013	Follow Up
Schofield Sanitation	80	Nathan Arruda	No	Nathan Arruda	2/22/2013	Follow Up
Schofield Sanitation	80	Nathan Arruda	No	Darren Dolbashian	2/12/2013	Follow Up
Schofield Sanitation	80	Nathan Arruda	No	Nathan Arruda	1/18/2013	Follow Up
Scituate Cesspool, Inc.	80	Jared Urban	No	Brian E. Steere	8/22/2013	Follow Up
Scituate Cesspool, Inc.	80	Jared Urban	No	Nathan Arruda	8/2/2013	Follow Up
Scituate Cesspool, Inc.	80	Jared Urban	No	Nathan Arruda	6/24/2013	Follow Up
Scituate Cesspool, Inc.	80	Jared Urban	No	Nathan Arruda	5/8/2013	Follow Up
Scituate Cesspool, Inc.	80	Jared Urban	No	Nathan Arruda	4/12/2013	Follow Up
Scituate Cesspool, Inc.	80	Jared Urban	No	Amanda Kezirian	4/8/2013	Follow Up
Scituate Cesspool, Inc.	80	Jared Urban	No	Darren Dolbashian	4/1/2013	Follow Up
Scituate Cesspool, Inc.	80	Jared Urban	No	Nathan Arruda	3/1/2013	Follow Up
Senior Lifestyle Emerald Bay LP	86	Nathan Arruda	No	Nathan Arruda	9/4/2013	Follow Up
Septage Station	77	Kerry M. Britt	No	Brian E. Steere	11/19/2013	Follow Up
Septage Station	77	Kerry M. Britt	No	Kyle C. Gannon	11/19/2013	Follow Up
Septage Station	77	Kerry M. Britt	No	Brian E. Steere	11/6/2013	Follow Up
Septage Station	77	Kerry M. Britt	No	Brian E. Steere	10/31/2013	Follow Up
Septage Station	77	Kerry M. Britt	No	Kyle C. Gannon	10/31/2013	Follow Up
Septage Station	77	Kerry M. Britt	No	Brian E. Steere	10/11/2013	Follow Up
Septage Station	77	Kerry M. Britt	No	Nathan Arruda	10/1/2013	Follow Up
Septage Station	77	Kerry M. Britt	No	Nathan Arruda	9/27/2013	Follow Up
Septage Station	77	Kerry M. Britt	No	Kyle C. Gannon	9/26/2013	Follow Up
Septage Station	77	Kerry M. Britt	No	Brian E. Steere	8/22/2013	Follow Up
Septage Station	77	Kerry M. Britt	No	Kyle C. Gannon	8/22/2013	Follow Up
Septage Station	77	Kerry M. Britt	No	Brian E. Steere	8/16/2013	Follow Up
Septage Station	77	Kerry M. Britt	No	Darren Dolbashian	8/2/2013	Follow Up
Septage Station	77	Kerry M. Britt	No	Nathan Arruda	8/2/2013	Follow Up
Septage Station	77	Kerry M. Britt	No	Kyle C. Gannon	7/22/2013	Follow Up
Septage Station	77	Kerry M. Britt	No	Brian E. Steere	7/15/2013	Follow Up
Septage Station	77	Kerry M. Britt	No	Darren Dolbashian	7/8/2013	Follow Up
Septage Station	77	Kerry M. Britt	No	Nathan Arruda	7/8/2013	Follow Up
Septage Station	77	Kerry M. Britt	No	Kyle C. Gannon	6/24/2013	Follow Up
Septage Station	77	Kerry M. Britt	No	Nathan Arruda	6/24/2013	Follow Up
Septage Station	77	Kerry M. Britt	No	Brian E. Steere	6/20/2013	Follow Up
Septage Station	77	Kerry M. Britt	No	Darren Dolbashian	6/18/2013	Follow Up
Septage Station	77	Kerry M. Britt	No	Kyle C. Gannon	5/16/2013	Follow Up
Septage Station	77	Kerry M. Britt	No	Darren Dolbashian	5/8/2013	Follow Up
Septage Station	77	Kerry M. Britt	No	Nathan Arruda	5/8/2013	Follow Up
Septage Station	77	Kerry M. Britt	No	Brian E. Steere	4/30/2013	Follow Up
Septage Station	77	Kerry M. Britt	No	Nathan Arruda	4/12/2013	Follow Up
Septage Station	77	Kerry M. Britt	No	Brian E. Steere	4/8/2013	Follow Up
Septage Station	77	Kerry M. Britt	No	Kyle C. Gannon	4/8/2013	Follow Up
Septage Station	77	Kerry M. Britt	No	Darren Dolbashian	4/1/2013	Follow Up
Septage Station	77	Kerry M. Britt	No	Brian E. Steere	3/21/2013	Follow Up
Septage Station	77	Kerry M. Britt	No	Kyle C. Gannon	3/21/2013	Follow Up
Septage Station	77	Kerry M. Britt	No	Brian E. Steere	3/5/2013	Follow Up
Septage Station	77	Kerry M. Britt	No	Darren Dolbashian	3/1/2013	Follow Up
Septage Station	77	Kerry M. Britt	No	Nathan Arruda	3/1/2013	Follow Up
Septage Station	77	Kerry M. Britt	No	Amanda Kezirian	2/22/2013	Follow Up
Septage Station	77	Kerry M. Britt	No	Nathan Arruda	2/22/2013	Follow Up
Septage Station	77	Kerry M. Britt	No	Darren Dolbashian	2/12/2013	Follow Up
Septage Station	77	Kerry M. Britt	No	Kyle C. Gannon	2/12/2013	Follow Up
Septage Station	77	Kerry M. Britt	No	Brian E. Steere	1/31/2013	Follow Up
Septage Station	77	Kerry M. Britt	No	Kyle C. Gannon	1/31/2013	Follow Up
Septage Station	77	Kerry M. Britt	No	Brian E. Steere	1/18/2013	Follow Up
Septage Station	77	Kerry M. Britt	No	Nathan Arruda	1/18/2013	Follow Up
Septage Station	77	Kerry M. Britt	No	Darren Dolbashian	1/4/2013	Follow Up
Septage Station	77	Kerry M. Britt	No	Nathan Arruda	1/4/2013	Follow Up
Seven Stars Bakery - Newman Avenue	85	Kyle C. Gannon	No	Kyle C. Gannon	7/12/2013	Follow Up
Seven Stars Bakery - Pawtucket	81	Kyle C. Gannon	No	Kyle C. Gannon	7/8/2013	Follow Up
Sewrite Embroidery	99	Ian E. Jardin	No	Ian E. Jardin	8/14/2013	Follow Up
Shanna Country Kitchen	85	Nathan Arruda	No	Nathan Arruda	1/2/2013	Follow Up
Shish Kabob	85	Brian E. Steere	No	Brian E. Steere	4/8/2013	Follow Up
Simmering Soup Kitchen, LLC	81	Nathan Arruda	No	Nathan Arruda	8/8/2013	Follow Up
Simmering Soup Kitchen, LLC	81	Nathan Arruda	No	Nathan Arruda	5/2/2013	Initial Inspection
Simmering Soup, Inc.	71	Nathan Arruda	No	Nathan Arruda	5/7/2013	Investigation
Simmering Soup, Inc.	71	Nathan Arruda	No	Nathan Arruda	5/2/2013	Follow Up
Southern East Providence	78	Nathan Dean	No	Brian E. Steere	5/9/2013	Industrial Area
Southern East Providence	78	Nathan Dean	No	Ian E. Jardin	5/9/2013	Industrial Area
SP Donuts, Inc.	85	Kyle C. Gannon	No	Kyle C. Gannon	9/6/2013	Follow Up
Spin City Cumberland, LLC	92	Travis Costa	No	Travis Costa	3/28/2013	Follow Up

**Bucklin Point
Inspection History - 2013**

Company	Category	Engineer Assigned	Significant	Inspected By	Date	Inspection Type
Spirit Recognition	99	Travis Costa	No	Travis Costa	8/29/2013	Follow Up
Spring House Chinese	85	Brian E. Steere	No	Brian E. Steere	4/8/2013	Follow Up
Stackbin Corporation	11	Travis Costa	Yes	Travis Costa	12/17/2013	Follow Up
Stackbin Corporation	11	Travis Costa	Yes	SYSTEM	10/28/2013	Sample
Stackbin Corporation	11	Travis Costa	Yes	Travis Costa	9/17/2013	Follow Up
Stackbin Corporation	11	Travis Costa	Yes	Travis Costa	6/24/2013	Follow Up
Stackbin Corporation	11	Travis Costa	Yes	SYSTEM	4/26/2013	Sample
Stackbin Corporation	11	Travis Costa	Yes	Travis Costa	4/18/2013	Follow Up
Stackbin Corporation	11	Travis Costa	Yes	Nathan Dean	1/23/2013	Annual
Starbucks Restaurant-Lincoln Mall	85	Brian E. Steere	No	Brian E. Steere	7/19/2013	Follow Up
Steak Out Pizza	71	Nathan Arruda	No	Brian E. Steere	3/7/2013	Meeting
STEMCELLS, INC.	71	Nathan P. Daggett	No	Nathan P. Daggett	6/7/2013	Follow Up
STEMCELLS, INC.	71	Nathan P. Daggett	No	Nathan P. Daggett	1/24/2013	Follow Up
Stuart Manufacturing, LLC	49	Ian E. Jardin	No	Ian E. Jardin	12/3/2013	Follow Up
Stuart Manufacturing, LLC	49	Ian E. Jardin	No	Ian E. Jardin	5/21/2013	Follow Up
Subway (North Broadway)	85	Kyle C. Gannon	No	Kyle C. Gannon	7/12/2013	Follow Up
Subway 95 Exit 30, LLC	85	Jared Urban	No	Nathan Arruda	2/21/2013	Meeting
Suds Plus Car Wash	97	Brian E. Steere	No	Brian E. Steere	4/15/2013	Initial Inspection
Summit Manufacturing Corporation	11	Nathan P. Daggett	Yes	Nathan P. Daggett	12/6/2013	Follow Up
Summit Manufacturing Corporation	11	Nathan P. Daggett	Yes	SYSTEM	10/21/2013	Sample
Summit Manufacturing Corporation	11	Nathan P. Daggett	Yes	Nathan P. Daggett	10/3/2013	Annual
Summit Manufacturing Corporation	11	Nathan P. Daggett	Yes	Nathan P. Daggett	5/23/2013	Follow Up
Summit Manufacturing Corporation	11	Nathan P. Daggett	Yes	SYSTEM	#####	Sample
Summit Manufacturing Corporation	11	Nathan P. Daggett	Yes	Nathan P. Daggett	1/7/2013	Follow Up
Sunoco, Inc. (R&M)	85	Jared Urban	No	Amanda Kezirian	5/3/2013	Follow Up
Sunshine Creamery	74	Brian E. Steere	No	Brian E. Steere	10/7/2013	Follow Up
Sunshine Creamery	74	Brian E. Steere	No	Brian E. Steere	6/18/2013	Initial Inspection
Sunshine Laundromat	92	Nathan Arruda	No	Nathan Arruda	4/29/2013	Follow Up
Sunshine Market	81	Kyle C. Gannon	No	Kyle C. Gannon	9/11/2013	Follow Up
Super Dragon	85	Ryan T. Grasso	No	Darren Dolbashian	2/14/2013	Follow Up
Swades, LLC	85	Kyle C. Gannon	No	Kyle C. Gannon	2/20/2013	Follow Up
Swan Cleaners	92	Kyle C. Gannon	No	Kyle C. Gannon	8/20/2013	Follow Up
Swissline Precision Manufacturing, Inc.	74	Nathan P. Daggett	No	Nathan P. Daggett	7/9/2013	Initial Inspection
Tanury Industries	11	Abigail Bernier	Yes	SYSTEM	12/16/2013	Sample
Tanury Industries	11	Abigail Bernier	Yes	Abigail Bernier	12/10/2013	Follow Up
Tanury Industries	11	Abigail Bernier	Yes	Abigail Bernier	11/15/2013	Sample
Tanury Industries	11	Abigail Bernier	Yes	Abigail Bernier	11/8/2013	Sample
Tanury Industries	11	Abigail Bernier	Yes	SYSTEM	10/10/2013	Sample
Tanury Industries	11	Abigail Bernier	Yes	Abigail Bernier	8/14/2013	Follow Up
Tanury Industries	11	Abigail Bernier	Yes	Abigail Bernier	6/19/2013	Annual
Tanury Industries	11	Abigail Bernier	Yes	Abigail Bernier	5/29/2013	Follow Up
Tanury Industries	11	Abigail Bernier	Yes	Abigail Bernier	5/21/2013	Follow Up
Tanury Industries	11	Abigail Bernier	Yes	Abigail Bernier	3/12/2013	Follow Up
Tanury Industries	11	Abigail Bernier	Yes	SYSTEM	3/11/2013	Sample
Tanury Industries PVD, Inc.	11	Abigail Bernier	Yes	Abigail Bernier	12/10/2013	Follow Up
Tanury Industries PVD, Inc.	11	Abigail Bernier	Yes	SYSTEM	11/25/2013	Sample
Tanury Industries PVD, Inc.	11	Abigail Bernier	Yes	Abigail Bernier	8/14/2013	Follow Up
Tanury Industries PVD, Inc.	11	Abigail Bernier	Yes	Abigail Bernier	6/19/2013	Follow Up
Tanury Industries PVD, Inc.	11	Abigail Bernier	Yes	Abigail Bernier	5/29/2013	Annual
Tanury Industries PVD, Inc.	11	Abigail Bernier	Yes	SYSTEM	4/29/2013	Sample
Tanury Industries PVD, Inc.	11	Abigail Bernier	Yes	Abigail Bernier	3/12/2013	Follow Up
Tanya Creations, Inc.	42	Nathan P. Daggett	No	Nathan P. Daggett	12/19/2013	Follow Up
Tanya Creations, Inc.	42	Nathan P. Daggett	No	Nathan P. Daggett	5/13/2013	Follow Up
Taqueria Lupita	85	Ryan T. Grasso	No	Darren Dolbashian	7/30/2013	Follow Up
Target Corporation - T2073	85	Brian E. Steere	No	Brian E. Steere	8/30/2013	Follow Up
Tastex Corporation	23	Travis Costa	No	Travis Costa	12/12/2013	Follow Up
Tastex Corporation	23	Travis Costa	No	Travis Costa	11/21/2013	Follow Up
Tastex Corporation	23	Travis Costa	No	Travis Costa	6/5/2013	Follow Up
Team Cumberland	85	Ryan T. Grasso	No	Darren Dolbashian	4/22/2013	Initial Inspection
Tedor Pharma Inc.	14	Ian E. Jardin	Yes	Ian E. Jardin	12/10/2013	Follow Up
Tedor Pharma Inc.	14	Ian E. Jardin	Yes	SYSTEM	9/23/2013	Sample
Tedor Pharma Inc.	14	Ian E. Jardin	Yes	SYSTEM	7/10/2013	Sample
Tedor Pharma Inc.	14	Ian E. Jardin	Yes	Ian E. Jardin	5/30/2013	Follow Up
Tedor Pharma Inc.	14	Ian E. Jardin	Yes	Ian E. Jardin	4/5/2013	Annual
Tedor Pharma Inc.	14	Ian E. Jardin	Yes	Ian E. Jardin	1/2/2013	Sample
Teknicote, Inc. (Cumberland)	11	Nathan P. Daggett	Yes	Nathan P. Daggett	12/11/2013	Follow Up
Teknicote, Inc. (Cumberland)	11	Nathan P. Daggett	Yes	SYSTEM	9/30/2013	Sample
Teknicote, Inc. (Cumberland)	11	Nathan P. Daggett	Yes	Nathan P. Daggett	6/18/2013	Annual
Teknicote, Inc. (Cumberland)	11	Nathan P. Daggett	Yes	SYSTEM	3/25/2013	Sample
Teknicote, Inc. (Cumberland)	11	Nathan P. Daggett	Yes	Nathan P. Daggett	2/6/2013	Follow Up
Teknor Apex - Mendon	37	Ian E. Jardin	No	Ian E. Jardin	12/9/2013	Follow Up
Teknor Apex - Mendon	37	Ian E. Jardin	No	Ian E. Jardin	5/21/2013	Follow Up

**Bucklin Point
Inspection History - 2013**

Company	Category	Engineer Assigned	Significant	Inspected By	Date	Inspection Type
Teknor Apex Co.	27	Ian E. Jardin	No	Ian E. Jardin	12/9/2013	Follow Up
Teknor Apex Co.	27	Ian E. Jardin	No	Ian E. Jardin	5/21/2013	Follow Up
Texcel Industries, Inc.	23	Ian E. Jardin	No	Ian E. Jardin	12/3/2013	Follow Up
Texcel Industries, Inc.	23	Ian E. Jardin	No	Ian E. Jardin	5/30/2013	Follow Up
The Evans Company, Inc.	21	Ryan T. Grasso	No	Nathan P. Daggett	12/19/2013	Follow Up
The Evans Company, Inc.	21	Ryan T. Grasso	No	Darren Dolbashian	6/19/2013	Follow Up
The INSCO Group	99	Abigail Bernier	No	Abigail Bernier	12/10/2013	Follow Up
The INSCO Group	99	Abigail Bernier	No	Abigail Bernier	6/12/2013	Follow Up
The INSCO Group	99	Abigail Bernier	No	Abigail Bernier	4/30/2013	Follow Up
The INSCO Group	99	Abigail Bernier	No	Ian E. Jardin	1/10/2013	Follow Up
The Rumford	85	Brian E. Steere	No	Brian E. Steere	10/7/2013	Initial Inspection
The Salvation Army	85	Ryan T. Grasso	No	Darren Dolbashian	1/9/2013	Follow Up
Thyssenkrupp Materials	46	Ian E. Jardin	No	Ian E. Jardin	11/26/2013	Follow Up
Thyssenkrupp Materials	46	Ian E. Jardin	No	Ian E. Jardin	5/23/2013	Follow Up
Thyssenkrupp Materials	46	Ian E. Jardin	No	Ian E. Jardin	1/7/2013	Follow Up
Tiffany and Company	15	Ian E. Jardin	Yes	SYSTEM	12/18/2013	Sample
Tiffany and Company	15	Ian E. Jardin	Yes	Ian E. Jardin	11/20/2013	Follow Up
Tiffany and Company	15	Ian E. Jardin	Yes	Ian E. Jardin	9/10/2013	Follow Up
Tiffany and Company	15	Ian E. Jardin	Yes	Ian E. Jardin	5/23/2013	Follow Up
Tiffany and Company	15	Ian E. Jardin	Yes	SYSTEM	5/15/2013	Sample
Tiffany and Company	15	Ian E. Jardin	Yes	Ian E. Jardin	5/7/2013	Follow Up
Tiffany and Company	15	Ian E. Jardin	Yes	Ian E. Jardin	4/10/2013	Annual
Tommy's Lounge	85	Brian E. Steere	No	Brian E. Steere	11/22/2013	Follow Up
Tommy's Lounge	85	Brian E. Steere	No	Brian E. Steere	2/26/2013	Follow Up
Torre Corp.	85	Kyle C. Gannon	No	Kyle C. Gannon	8/21/2013	Follow Up
Torti Services	80	Ryan T. Grasso	No	Nathan Arruda	7/8/2013	Follow Up
Torti Services	80	Ryan T. Grasso	No	Brian E. Steere	4/8/2013	Follow Up
Tracey Gear Inc.	42	Nathan P. Daggett	No	Nathan P. Daggett	12/6/2013	Follow Up
Tracey Gear Inc.	42	Nathan P. Daggett	No	Nathan P. Daggett	6/24/2013	Follow Up
Truex, Inc.	11	Nathan P. Daggett	Yes	Nathan P. Daggett	12/18/2013	Follow Up
Truex, Inc.	11	Nathan P. Daggett	Yes	SYSTEM	12/11/2013	Sample
Truex, Inc.	11	Nathan P. Daggett	Yes	Nathan P. Daggett	8/22/2013	Annual
Truex, Inc.	11	Nathan P. Daggett	Yes	SYSTEM	6/6/2013	Sample
Truex, Inc.	11	Nathan P. Daggett	Yes	Nathan P. Daggett	6/5/2013	Follow Up
Truex, Inc.	11	Nathan P. Daggett	Yes	Nathan P. Daggett	3/21/2013	Follow Up
Underground Hero's Inc.	85	Jared Urban	No	Amanda Kezirian	5/21/2013	Follow Up
United Methodist Elder Care	86	Kyle C. Gannon	No	Kyle C. Gannon	10/16/2013	Follow Up
United Skates of America	85	Jared Urban	No	Amanda Kezirian	2/21/2013	Follow Up
Visual Creations, Inc.	52	Nathan P. Daggett	No	Nathan P. Daggett	12/11/2013	Follow Up
Visual Creations, Inc.	52	Nathan P. Daggett	No	Nathan P. Daggett	6/5/2013	Follow Up
Vital Diagnostics, Inc.	22	Travis Costa	Yes	Travis Costa	12/17/2013	Follow Up
Vital Diagnostics, Inc.	22	Travis Costa	Yes	Travis Costa	10/24/2013	Annual
Vital Diagnostics, Inc.	22	Travis Costa	Yes	SYSTEM	10/23/2013	Sample
Vital Diagnostics, Inc.	22	Travis Costa	Yes	Travis Costa	8/14/2013	Follow Up
Vital Diagnostics, Inc.	22	Travis Costa	Yes	Travis Costa	6/24/2013	Follow Up
Vital Diagnostics, Inc.	22	Travis Costa	Yes	Travis Costa	4/25/2013	Follow Up
Vital Diagnostics, Inc.	22	Travis Costa	Yes	Travis Costa	4/10/2013	Sample
Walter R. Shaghalian D.M.D.	94	Nathan P. Daggett	No	Nathan P. Daggett	4/23/2013	Follow Up
Walt's Roast Beef	85	Ryan T. Grasso	No	Darren Dolbashian	3/6/2013	Follow Up
Wardwell Braiding Machine Company	26	Kyle C. Gannon	No	Kyle C. Gannon	12/13/2013	Follow Up
Wardwell Braiding Machine Company	26	Kyle C. Gannon	No	Kyle C. Gannon	6/25/2013	Follow Up
Water Works Car Wash	97	Nathan Arruda	No	Nathan Arruda	7/30/2013	Follow Up
Wendy's International, Inc. (Broad)	85	Kyle C. Gannon	No	Kyle C. Gannon	3/28/2013	Follow Up
Western Central Falls	78	Nathan Dean	No	Darren Dolbashian	7/9/2013	Industrial Area
Western Central Falls	78	Nathan Dean	No	Nathan P. Daggett	7/9/2013	Follow Up
Whittet-Higgins Company	42	Brian E. Steere	No	Brian E. Steere	12/20/2013	Follow Up
Whittet-Higgins Company	42	Brian E. Steere	No	Brian E. Steere	7/1/2013	Follow Up
Xelapan Bakery and Convenience	81	Brian E. Steere	No	Brian E. Steere	5/23/2013	Follow Up
Zaccagnini's Pastry Shoppe	81	Brian E. Steere	No	Brian E. Steere	6/20/2013	Follow Up
Zebra Technologies Corporation	42	Ian E. Jardin	No	Ian E. Jardin	12/10/2013	Follow Up
Zebra Technologies Corporation	42	Ian E. Jardin	No	Ian E. Jardin	6/26/2013	Follow Up

ATTACHMENT VOLUME II

SECTION 4

***EMERGENCY OR SPECIAL
INVESTIGATIONS***

***EMERGENCY OR SPECIAL
INVESTIGATIONS***

FIELD'S POINT

Emergency or Special Investigations - FIELD'S POINT:

- 01/03/13 Pretreatment staff responded to a report from Interceptor Maintenance (IM) that a grease build up had occurred in a regulator at the intersection of Park and Promenade Streets in Providence. The area upstream of the regulator was inspected to identify the source. The Providence Place Mall and the Regency Hotel were found to be the only facilities with the potential to discharge grease laden wastewater into the affected line. The outdoor grease interceptor at the Regency Hotel was inspected and found to be fully operational and maintained. Pretreatment staff conducted inspections of all food preparation facilities inside the mall. Eighteen permitted users and one unpermitted user were located in the mall. All nineteen facilities were inspected. Ten of the permitted facilities were inspected and were found to be maintaining their grease removal units. These facilities were in compliance with the terms of their permits. The grease removal units in the other eight permitted facilities were found not operating or not being maintained. NOVs were issued to these firms requiring that the grease removal units at their facilities immediately be cleaned and serviced to ensure that they are fully operational at all times. The one unpermitted facility was inspected and a NBC approved grease removal unit was not required due to the nature of the menu. The facility was required to apply for a Wastewater Discharge Permit.
- 03/11/13 Pretreatment staff was notified by Field's Point (FP) Operations staff that during a delivery of sodium hydroxide for the Biological Nutrient Removal (BNR) process a fill valve began to leak due to the weight of the hose. Upon arrival at the Caustic Building it was noted there was material contained in the housing surrounding the three fill valves, the valve for Tank 1 was dripping and the hose was supported with a pallet to take some of the weight of the hose off the valve. The delivery was continuing. At that time a small bucket was placed under the valve to collect the leaking caustic. Absorbent mats were placed under the housing to catch any material that may have overflowed the housing containment. FP staff contacted the Laboratory for neutralizing agent. Once the delivery was complete the neutralizing agent was applied to the material contained in the housing. The pH of the material was brought down to 9.4 s.u. NBC Construction staff and DOC, the contractor for the BNR upgrades, were contacted. DOC was responsible for delivery since the BNR process had not been turned over to NBC. DOC cleaned up and removed the neutralized material from the housing. A second delivery of caustic began at 12:00 pm. This delivery was to put in Tank 2. The hose from the truck was supported with the pallet and attached to the valve and the bucket was placed under the valve. Once the caustic began to flow to the tank, the

- valve began leaking. The material was collected in the bucket. It was determined, the valves needed to be repaired by DOC. It was also determined that a 45° adapter for the valves would need to be built. The adapter would take the weight of the hose off the valves. The third delivery was cancelled. The NBC storm system and Providence River were not impacted by the spill.
- 03/14/13 Pretreatment staff was notified by FP Operations staff that when a line cleaning contractor dumped a load on the grit pad, the wastewater overwhelmed the drain and broke through the earthen berm. The wastewater traveled toward a storm drain. The contractor and operations staff created a berm with absorbent material and stopped the flow before it could discharge to the storm drain. The contractor used its vactor truck to collect the material. The drain in the grit pad had become clogged with grit during the discharge. Operations staff cleared the drain and the remaining wastewater in the bermed area discharged to the headworks of the plant. The NBC storm system and Providence River were not impacted by the spill.
- 03/21/13 Pretreatment staff responded to a report from the City of Providence Department of Public Works (DPW) of a blockage on Hope Street. The area upstream and downstream of the impacted sewer line was assessed. Fourteen food preparation facilities with the potential to discharge grease laden wastewater were inspected, nine permitted and five unpermitted. Two unpermitted facilities were found to be dry markets and have no process discharges to the sewer. The other three unpermitted facilities were required to apply for Wastewater Discharge Permits. Two of these facilities had no grease removal equipment. They were required to install NBC approved grease removal units. The third facility had a NBC approved grease removal unit installed that was being maintained. The nine permitted facilities were also inspected. Seven of the permitted facilities were found to be in compliance with the terms of their permits and maintaining their grease removal units. The grease removal units in the remaining two facilities were found to be unplugged. Notices of Violation were issued to these two users requiring them to ensure the units are operational at all times.
- 04/01/13 Pretreatment staff responded to a report of a company dumping into a manhole on Washington Street in Providence. Upon arrival to the area it was noted that Certified Disaster Restoration and GEM Plumbing were remediating a basement that had experienced a flood due to a broken sewer pipe inside the residence. The employees of Certified Disaster Restoration were found and questioned. They stated the collection system on the truck had a capacity of 120 gallons, and when it was full to capacity they elected to discharge the contents into a

sewer manhole in the middle of Washington Street. The employee stated that usually the truck is filled, the contents are brought back to their facility and discharged to the nearest sewer manhole. The company was instructed to immediately cease all discharges at the location and to discontinue the practice in the future. The firm was required to apply for a Wastewater Discharge Permit for their discharges from its facility located at 15 Clarkson Street in Providence

- 04/23/13 Pretreatment staff responded to a report from IM staff stating water from property located at 642 Allens Avenue was discharging into a storm drain on Allens Avenue. The water appeared to be intermittently discharging from a vault on the property. Staff from National Grid indicated that the property from where the water was discharging belonged to Motiva Enterprises, LLC. In addition it was stated they have been working with the City of Providence and Motiva Enterprises LLC to find the source of the water.
- 05/07/13 Pretreatment staff responded to a report from Rhode Island Hospital that approximately three gallons of oil had leaked out of a truck in the hospital loading dock and into a storm drain. Upon arrival at the scene, Pretreatment staff noted a contractor had contained the oil with absorbant material. There was a sheen noted in the storm drain, however, the water in the storm drain was below the discharge pipe. The contractor pumped out the contents of the storm drain. The sewer system was not adversely impacted by the oil.
- 05/17/13 Pretreatment staff responded to a report from the Providence Fire Department stating that a home located at 103 Sinclair Avenue in Providence was broken into. The copper piping from the home was removed, causing a flood in the basement. The oil tank in the basement tipped causing the feed line to break and spill oil into the water, which was pumped into the street by the homeowner. DEM conducted cleanup operations of the street. However, oily water reached a catch basin located at the intersection of Alexander and Sinclair Street. The water level in the catch basin was below the overflow pipe. NBC Interceptor Maintenance staff contacted the City of Providence Department of Public Works (DPW) to clean out the catch basin.
- 06/07/13 Pretreatment staff observed paint running down a driveway into a catch basin on Smith Street in Providence. Pretreatment staff spoke to the person at the residence who indicated they were washing paint containers. The person was instructed to immediately cease washing the paint containers. The homeowner indicated that they would clean up the excess paint. DEM and the City of Providence were notified.

- 06/15/13 Pretreatment staff responded to a report from the Community Boating Center that an outfall near the facility located at 109 India Street in Providence was discharging. Upon arrival to the outfall, Pretreatment staff observed the outfall no longer appeared to be discharging. IM staff was notified of the incident, who checked the regulator and noted nothing unusual.
- 06/17/13 Pretreatment staff responded to a report from IM staff of grease accumulation seen at the intersection of Messer Street and Cranston Street in Providence. An inspection of the area revealed it to be mostly residential, with the exception of one permitted facility. An inspection of the facility revealed the firm to be in compliance with its Wastewater Discharge Permit. The grease removal unit was being maintained properly. There were no other potential sources of grease noted in the area.
- 06/20/13 Pretreatment staff responded to an anonymous report that someone was draining antifreeze from an air-conditioning unit into a catch basin near the Schntizer Steel and Sims Metal Management properties located in the Port of Providence. Pretreatment staff inspected the area and nothing unusual was observed. Catch basins on Service Road, New York Avenue, Fields Point Drive, and Harborside Boulevard were inspected and no evidence of dumping was noted in the catch basins..
- 08/08/13 Pretreatment staff responded to a report from the City of Providence of a grease buildup on Hope Street between Lauriston Street and Burlington Street in Providence. All restaurants with the ability to impact this area were inspected and all were found to be operating in accordance with their Wastewater Discharge Permits. There were no unpermitted facilities in this area.
- 08/13/13 Pretreatment staff responded to a report from a company of grease being dumped into a catch basin in a parking lot on Mineral Spring Avenue in North Providence. Upon arrival, nothing out of the ordinary was found. The catch basin was opened and was found to contain no visible evidence of grease. The area around the parking lot was inspected and a restaurant, which has been out of business for over six months and vacant, was found.
- 08/19/13 Pretreatment staff received a report from DEM of suds observed in the Woonasquatucket River near Aleppo Street in Providence. Upon arrival, DEM staff indicated that the suds were caused by fire suppression foam used on a fire on August 18, 2013 at Schnitzer Steel in Johnston and discharged directly to the river. The foam did not discharge from a NBC outfall or impact NBC facilities.

- 09/11/13 Pretreatment staff responded to a report from a facility located on Charles Street in North Providence, that was experiencing sewer odors around its building. Upon arrival to the location, Pretreatment staff utilized gas meters to monitor the atmosphere around the building. All readings came back normal. Upstream and downstream manholes were inspected and no unusual readings were detected. A pet grooming business located across the street from the building was inspected and it was found that there are no discharges to the sewer system other than sanitary sources. The grooming business allowed the pets to stay outside where there was an accumulated amount of excrement. The owner of the business stated that all animal waste is thrown into the dumpster for disposal. Both facilities were made aware of the situation with the odors in the area and they were not originating from the sewer line.
- 10/10/13 Pretreatment staff responded to a report from National Grid regarding oil leaking into a manhole on the National Grid property while the firm was performing sewer repairs. A damaged sewer line was being grouted and epoxy coated when oil was seen seeping into the sewer line. A contractor was onsite and pumping the oil and water into a tanker truck for offsite disposal. The NBC sewer was not impacted by the oil.
- 10/28/13 Pretreatment staff responded to a report from IM staff regarding a sewer line with excess grease buildup located at the 1800 block of Smith Street in North Providence. An inspection of the area upstream of the buildup revealed there was one restaurant, which was permitted. An inspection of the restaurant was conducted and the firm was found to be in compliance with the terms of its permit. The automatic grease removal unit was being maintained as was the logbook. No other potential contributors were found in the upstream area of the sewer line.
- 11/18/13 Pretreatment staff responded to a report of a manhole explosion in Providence. Upon arrival at the scene it was stated that the Providence Fire Department (PFD) had been investigating an usual odor inside of a building. At that time PFD personnel heard an explosion outside of the building. It was determined there was an underground fire in electrical manholes. The fire caused pressure to build in the manholes and five manhole covers were blown off. The sewer system was not impacted by the fire.

- 11/25/13 Pretreatment Staff responded to a report from Interceptor Maintenance staff of a grease accumulation in the area of Ashby Street and Falmouth Street in Johnston, RI. The area upstream of the problem location was investigated. All locations upstream were residential. A cause of the grease build-up could not be determined. The investigation concluded at this time.
- 12/04/13 Pretreatment staff received a report from the Providence Department of Public Works that a buildup of grease which caused a backup in a private parking garage on Exchange Street in Providence. Pretreatment staff conducted an inspection of the area and found there to be one permitted food preparation facility and two apartment complexes discharging upstream of the impacted area. An inspection was conducted at the restaurant, Jacky's Galaxie – Waterplace. The restaurant was found to be maintaining all of their grease removal units as required by their permit. The firm was found to be in compliance with the terms of the permit. In addition, the property manager for the Waterplace Towers apartment complex state Pretreatment staff that the backup caused sewage to spill from the lateral pipe that services the apartment complex.

***EMERGENCY OR SPECIAL
INVESTIGATIONS***

BUCKLIN POINT

Emergency or Special Investigations - BUCKLIN POINT:

- 01/02/13 Pretreatment staff responded to a report from EMDA staff of excessive quantities of rags collecting on an automatic sampler installed in manhole 91 located downstream of New England Way in Lincoln. Staff inspected companies in the area upstream of the manhole to determine the source. Two companies, Orion Retail and Richline Group, Inc., were found to use the types of rags found in the manhole. These companies were educated on the impact rags can have on the sewer system. They were also instructed to train their employees on the proper disposal of rags. All other companies that were inspected either had procedures in place to handle the rags or do not use rags.
- 01/11/13 Pretreatment staff responded a report that the influent entering the facility was blue. It was further stated on January 8 and January 9, 2013 the influent was blue. The color was observed in the Blackstone Valley Interceptor (BVI) upon arrival on January 11, 2013. Staff inspected Bucklin Brook and the Seekonk Siphon and the flow appeared normal in color. Staff returned to the plant and the color was no longer coming into the plant. The Bucklin Point plant was not adversely impacted and the color did not pass through the plant. The facilities with the potential to impact the plant with color were contacted and required to submit their color logs. The review of the color logs determined Liquid Blue was the potential source of the color.
- 03/15/13 Pretreatment staff responded to a report from EMDA staff stating the influent entering the facility from BVI was red. Pretreatment staff inspected the manhole downstream of Ecological Fibers Inc. and the Bucklin Brook. The flow at each location was normal in color. At this point staff proceeded to the plant and the color was no longer coming into the plant. EMDA staff indicated the colored influent was only of a short duration. The color did not adversely impact the plant. A review of the color logs from the facilities with a potential to impact the plant with color did not reveal a source of the color.
- 04/15/13 Pretreatment staff responded to a report from the City of East Providence stating that there had been a backup in a shopping plaza located at 50 Newport Avenue, East Providence. The area upstream of the problem location was investigated and four permitted food preparation facilities and one dry goods market were found to be in operation. The four permitted facilities were inspected and were all found to be maintaining their grease removal equipment and were in compliance with the terms of their permits. The dry goods market, E.B. Thomsen, was inspected and it was found that there are no process wastewater discharges from this facility. The owner of the building that was experiencing the backup investigated the lines from the building to the East Providence line, and found the blockage was not attributed to grease. The building owner contracted a company to clear the blockage since it occurred on the buildings lateral connection.

- 05/07/13 Pretreatment staff responded to a report from DEM of a manhole surcharge near manhole L310006 located on the Cumberland bike path. The area upstream of the problem location was investigated. Three food preparation facilities were located upstream, two permitted and one unpermitted, were found to be discharging upstream the impacted line. Upon arriving at the location, a contact from one of the facilities stated the surcharging manhole was observed on May 3, 2013. A contractor was contacted to clean up the overflow, access the bike path and clean up the area surrounding the manhole. At that time, a separate report was made to DEM indicating that a septage truck was dumping waste into the river. The report turned out to be false, and DEM issued a cease and desist order to the contractor. The same facility also stated that employees on numerous occasions had witnessed individuals dumping waste oil into the catch basin located behind the facility. Upon inspection of the catch basin, residual waste oil was observed. The other two facilities were inspected and representatives from the two facilities were educated on the proper handling and disposal of grease waste. The representatives stated their waste oil was being disposed of properly in the containers located outside the building.
- 06/24/13 Pretreatment staff responded to a report from the Central Falls Fire Department (CFFD) of a fire at a facility located at 59 Foundry Street. Upon arrival, CFFD informed Pretreatment staff that a tank containing toluene and Solvesso 150 ignited, starting a fire in the building. The solvents were contained in the tank. However, a second tank containing approximately 220 gallons of a resin and black pigment mixture overflowed due to water from the sprinkler system which was contained within the building. The water used to extinguish the fire and in the decontamination operation was flowing down Foundry Street and into storm drains that discharge to the combined sewer line in the area. The Bucklin Point plant was notified. The plant was not adversely impacted by the incident.
- 07/09/13 Pretreatment staff responded to a report that the primary clarifiers at the plant were green. Operations staff stated that the green color was first noticed on July 8, 2013 in the afternoon and then again around 7:30 a.m. on July 9, 2013. Upon arrival, it was noted that the green color was no longer entering the plant. Composite samplers from both BVI and EPI showed no green color. The green color was noticed in primary clarifiers #2 and #3. EMDA staff collected a sample from primary clarifier #2. The color did not pass through the plant. All of the firms with the potential to discharge color effluent were contacted and required to submit their color logs. A review of these color logs did not reveal the source.

- 07/25/13 Pretreatment staff responded to a report from the City of East Providence Sewer Department of grease accumulation in the Dewey Street line during routine cleaning. An inspection of the area revealed the only food service establishment discharging to Dewey Street is Riviera Inn. An inspection of Riviera Inn revealed that the grease removal unit was in place and operable, but not being maintained and a maintenance logbook could not be provided. The restaurant was issued a Notice of Violation.
- 10/28/13 Pretreatment staff responded to a report of red color in the sewer on Martin Street in Cumberland. Pretreatment staff inspected Hope Global upstream of the impacted line and determined that the firm had processed a burgundy color. Operations were normal and there had been no changes in the way the firm processes its colored wastestream. The color did not impact the Bucklin Point plant..
- 11/01/13 Pretreatment staff responded a report of a fire at a mill building located on Carrington Street in Lincoln. Upon arrival at the scene staff met with police who stated the building was vacant and the fire had been extinguished. The sewer system was not adversely impacted.
- 11/14/13 Pretreatment staff responded to a report from IM staff of a dry weather overflow at OF-218 located at the Bucklin Brook in Pawtucket. The overflow occurred on November 13, 2013, after the City of Pawtucket cleaned the Prospect Street sewer line downstream which forced large quantities of solidified grease to break away from the pipe and flow downstream. Pretreatment staff inspected the area upstream and it was determined to be strictly residential.
- 11/25/13 Pretreatment staff responded to a report from the City of Central Falls regarding a buildup of grease in the line at the intersection of Higginson Avenue and Lonsdale Avenue. An investigation of the impacted drainage area found there to be six permitted food preparation facilities. Inspections of these six permitted facilities were conducted and all were found to be maintaining their grease removal units. One facility was not maintaining a logbook for their grease removal unit, however the unit was being maintained and operating properly. The restaurant was issued a Notice of Violation. Further investigation of the area revealed no additional unpermitted food preparation establishments.

12/19/13 Pretreatment staff responded to a report of an ethanol spill at Aspen Aerogels Rhode Island, LLC located in East Providence. Aspen staff indicated that the spill was caused by an overflow of a tanker truck from the firm's ethanol tank. Approximately 1,600 gallons of ethanol had spilled out of the tanker truck. Most of the ethanol was contained in the containment pad. The ethanol reached the storm drain due to a sensor failure in the containment system. The sensor was supposed to activate pumps from the filling pad and pump the spill into the bermed containment area. The ethanol flowed down the parking lot into a storm drain on the property which discharges to a retention pond also on the property. No ethanol reached the retention pond due to the pipe connecting the storm drain to the retention pond was frozen. Aspen contracted a company to handle the cleanup of the spill. The contractor had contained the ethanol by berming the effected storm drain. Aspen staff indicated that the contractor was instructed by DEM to pump the ethanol out of the storm drain. The storm drain was then flushed with water to remove any remaining ethanol and pumped out again. The sewer system was not impacted by the ethanol.

ATTACHMENT VOLUME II

SECTION 5

***COMPLIANCE MONITORING
RESULTS FOR SIGNIFICANT
INDUSTRIAL USERS***

COMPLIANCE MONITORING LEGEND

Parameter Legend

Cd = Cadmium

Cr = Chromium

Cu = Copper

Pb = Lead

Ni = Nickel

Ag = Silver

Zn = Zinc

CN = Cyanide

Hg = Mercury

Mo = Molybdenum

As = Arsenic

Sn = Tin

VOC = Volatile Organic Compounds

Se = Selenium

O & G = Oil and Grease

BOD = Biochemical Oxygen Demand

TSS = Total Suspended Solids

TTO = Total Toxic Organics

TRC = Total Residual Chlorine

Sample Legend

C = Composite Sample

G = Grab Sample

CDF = Concentrated Discharge Formula

Category # Refers to Users Category Number Specified in Chapter III

***COMPLIANCE MONITORING
RESULTS FOR SIGNIFICANT
INDUSTRIAL USERS***

FIELD'S POINT

**Field's Point
Significant User
Compliance Monitoring Results - 2013**

Company	Sample Location	Category	Sample Date	NBC Sample	Type	Flow	Volume	CDF	Cd	Cr	Cu	Pb	Ni	Zn	Cn	Ag	BOD	TSS	TTO	Total O&G	Other Parameters	Violation
A & F Plating Company	#1	11	2/19/2013	No	C	1000		No			0.24		0.11		0.13							No
A & F Plating Company	#1	11	12/12/2013	No	C	1000		No			0.17		0.24		0.33							No
A & F Plating Company	#1	11	10/10/2013	No	C	2000		No	0.02	0.05	0.55	0.05	0.04	0.03	0.19	0.01						No
A & F Plating Company	#1	11	8/15/2013	No	C	1500		No			0.48		0.63		0.13							No
A & F Plating Company	#1	11	2/28/2013	Yes	C	490		No	0.02	0.08	0.13	0.08	0.1	0.09	0.3	0.03						No
A & F Plating Company	#1	11	6/20/2013	No	C	800		No			0.72		0.62		0.03							No
A & F Plating Company	#1	11	4/16/2013	No	C	1500		No	0.02	0.05	0.14	0.05	0.2	0.01	0.14	0.01						No
A & F Plating Company	#1	11	11/21/2013	Yes	C	1110		No	0.02	0.08	0.1	0.08	0.16	0.07	0.16	0.03						No
A. Harrison & Company, Inc.	#1	22	3/11/2013	Yes	C	0	0	No											0.03	4		No
A. Harrison & Company, Inc.	#1	22	1/30/2013	No	G			No											0.03	1		No
A. Harrison & Company, Inc.	#1	22	8/22/2013	Yes	G	0		No											0.05	8.044		No
A. Harrison & Company, Inc.	#1	22	7/29/2013	No	G			No											0.03	5.4		No
AG&G Incorporated	#1	11	6/5/2013	No	C	1047		No			0.27		0.13	0.09	0.01							No
AG&G Incorporated	#1	11	10/1/2013	No	C	1421		No	0.02	0.11	0.25	0.05	0.11	0.07	0.06	0.04						No
AG&G Incorporated	#1	11	4/2/2013	No	C	1421		No	0.02	0.11	0.36	0.05	0.09	0.07	0.07	0.01						No
AG&G Incorporated	#1	11	2/4/2013	No	C	1197		No			0.32		0.06	0.09	0.01							No
AG&G Incorporated	#1	11	8/1/2013	No	C	1272		No			0.14		0.07	0.04	0.01							No
AG&G Incorporated	#1	11	12/2/2013	No	C	1346		No			0.19		0.13	0.05	0.01							No
AG&G Incorporated	#1	11	3/11/2013	Yes	C	1346		No	0.02	0.1	0.4	0.08	0.16	0.12	0.03	0.03						No
AG&G Incorporated	#1	11	10/23/2013	Yes	C	1346		No	0.02	0.08	0.3	0.08	0.11	0.09	0.02	0.03						No
AG&G Incorporated	#2	11	4/2/2013	No	G	1421	30	Yes			1.32	0.52	0.46	0.19								No
AG&G Incorporated	#3	11	6/5/2013	No	G	1047	30	Yes			1.32	1.44	0.54	0.61								No
AG&G Incorporated	#4	11	8/1/2013	No	G	1272	30	Yes			2.14	0.39	1.01	0.31								No
AG&G Incorporated	#5	11	10/1/2013	No	G	1421	30	Yes			0.74	0.62	0.48	0.42								No
Alloy Holdings, LLC	#1	43	12/17/2013	Yes	C	5460		No	0.02	0.08	0.02	0.08	0.05	0.06		0.03						No
Alloy Holdings, LLC	#1	43	12/16/2013	Yes	C	2992		No	0.02	0.08	0.02	0.08	0.05	0.06		0.03						No
Armbrust International, Ltd.	#1	11	9/17/2013	No	C	8752		No			0.25		0.93	0.34	0.01	0.03						No
Armbrust International, Ltd.	#1	11	9/17/2013	No	C	8752		No			0.25		0.93	0.34	0.01	0.03						No
Armbrust International, Ltd.	#1	11	2/20/2013	Yes	C	5236		No	0.02	0.08	0.48	0.08	0.26	0.06	0	0.03						No
Armbrust International, Ltd.	#1	11	12/6/2013	No	C	5236		No			0.34		0.52	0.19	0.01	0.21						No
Armbrust International, Ltd.	#1	11	8/9/2013	No	C	7106		No			0.49		1.38	0.5	0.02	0.08						No
Armbrust International, Ltd.	#1	11	7/17/2013	No	C	5685		No			0.14		0.35	0.22	0.01	0.02						No
Armbrust International, Ltd.	#1	11	2/22/2013	No	C	6807		No			0.29		0.11	0.13	0.01	0.02						No
Armbrust International, Ltd.	#1	11	6/26/2013	Yes	C	8901		No	0.02	0.08		0.08										No
Armbrust International, Ltd.	#1	11	6/26/2013	No	C	6657		No			0.54		0.33	0.38	0.01	0.07						No
Armbrust International, Ltd.	#1	11	5/22/2013	No	C	4937		No			0.11		0.16	0.19	0.01	0.02						No
Armbrust International, Ltd.	#1	11	4/11/2013	No	C	7704		No	0	0.01	0.34	0.04	0.27	0.21	0.01	0.1						No
Armbrust International, Ltd.	#1	11	3/14/2013	No	C	6882		No			0.79		0.85	0.41	0.01	0.2						No
Armbrust International, Ltd.	#1	11	12/17/2013	Yes	C	5535		No	0.02	0.08	0.19	0.08	0.33	0.13	0.01	0.08						No
Armbrust International, Ltd.	#1	11	11/12/2013	No	C	8228		No			0.19		0.19	0.18	0.01	0.02						No
Armbrust International, Ltd.	#1	11	1/11/2013	No	C	8826		No			0.52		1.15	0.58	0.01	0.28						No
Armbrust International, Ltd.	#1	11	10/7/2013	No	C	4862		No	0	0.01	0.15	0.04	0.53	0.4	0.01	0.02						No
Austin Metal Finishing Inc.	#1	11	6/6/2013	Yes	G	0	800	No	0.02	0.08	0.02	0.08	0.25	0.06	0.5	0.03						No
Austin Metal Finishing Inc.	#1	11	2/15/2013	No	G		700	No			0.65	0.2		0.2								No
Austin Metal Finishing Inc.	#1	11	4/9/2013	Yes	G	0	800	No	0.02	2.37	0.05	0.08	0.9	0.17	0	0.03						No
Austin Metal Finishing Inc.	#1	11	5/29/2013	No	G		700	No	0	0.02	0.02	0.01	0.43	0.08	0.06	0.01				12		No
Austin Metal Finishing Inc.	#1	11	6/6/2013	No	G		700	No			0.01	0.02		0.02								No
Barletta Heavy Division, Inc.	#1	40	4/8/2013	No	G	2558		No	0	0	0.01	0	0.01	0.01		0		24		1.4		No
Barletta Heavy Division, Inc.	#14	40	8/13/2013	No	G	1645		No	0	0	0.01	0	0	0		0		26		1.4		No
Barletta Heavy Division, Inc.	#17	40	7/9/2013	No	G	1069		No	0	0	0.01	0	0	0		0		14		1.4		No
Barletta Heavy Division, Inc.	#17	40	8/13/2013	No	G	4600		No	0	0	0.01	0	0	0.01		0		11		1.4		No

**Field's Point
Significant User
Compliance Monitoring Results - 2013**

Company	Sample Location	Category	Sample Date	NBC Sample	Type	Flow	Volume	CDF	Cd	Cr	Cu	Pb	Ni	Zn	Cn	Ag	BOD	TSS	TTO	Total O&G	Other Parameters	Violation
Barletta Heavy Division, Inc.	#17	40	9/5/2013	No	G	2281		No	0	0	0.01	0	0	0		0		33		1.4		No
Barletta Heavy Division, Inc.	#22	40	7/9/2013	No	G	3089		No	0	0	0.01		0	0		0		5		1.4		No
Barletta Heavy Division, Inc.	#4	40	12/9/2013	No	G	3410		No	0	0	0.01	0	0	0.01		0		5		1.4		No
Barletta Heavy Division, Inc.	#4	40	1/14/2013	No	G	3904		No	0	0	0.01	0	0.01	0.01		0		13		1.4		No
Barletta Heavy Division, Inc.	#4	40	11/12/2013	No	G	3313		No	0	0	0.01	0	0.01	0.01		0		13		1.4		No
Barletta Heavy Division, Inc.	#4	40	10/11/2013	No	G	4525		No	0	0	0.01	0		0.01		0		5		1.4		No
Barletta Heavy Division, Inc.	#4	40	9/5/2013	No	G	4667		No	0	0	0.01	0	0	0		0		5		1.4		No
Barletta Heavy Division, Inc.	#4	40	8/13/2013	No	G	5258		No	0	0	0.01	0	0	0		0		5		1.4		No
Barletta Heavy Division, Inc.	#4	40	7/19/2013	Yes	C			No	0.02	0.08	0.02	0.08	0.05	0.06		0.03		2		4	Ammonia = 0.1 TKN = 0.56 Se = 0.001 NO3+NO2 = 2.64 Mo = 0.001 As = 0.001	No
Barletta Heavy Division, Inc.	#4	40	7/9/2013	No	G	2662		No	0	0	0.01	0	0	0		0		5		1.4		No
Barletta Heavy Division, Inc.	#4	40	6/10/2013	No	G	1458		No	0	0	0.01	0	0	0		0		5		1.4		No
Barletta Heavy Division, Inc.	#4	40	2/28/2013	Yes	G			No	0.02	0.08	0.02	0.08	0.05	0.06		0.03		6		4	NO3+NO2 = 0.435 As = 0.018 Ammonia = 0.184 TKN = 0.5 Se = 0.001 Mo = 0.003	No
Barletta Heavy Division, Inc.	#4	40	5/3/2013	No	G	2064		No	0	0	0.01	0	0	0		0		5		1.4		No
Barletta Heavy Division, Inc.	#4	40	4/8/2013	No	C	1017		No	0	0	0.01	0	0	0		0		5.5		1.4		No
Barletta Heavy Division, Inc.	#4	40	3/11/2013	No	G	1944		No	0	0	0.01	0	0	0		0		5		1.4		No
Barletta Heavy Division, Inc.	#4	40	2/4/2013	No	G	2019		No	0	0	0.01	0	0	0.01		0		34		1.4		No
Barletta Heavy Division, Inc.	#5	40	3/11/2013	No	G	4001		No	0	0	0.01		0.01	0.02		0		100		1.4		No
Barletta Heavy Division, Inc.	#5	40	4/8/2013	No	G	2169		No	0	0	0.01		0.01	0.02		0		5		1.4		No
Barletta Heavy Division, Inc.	#5	40	6/10/2013	No	G	5512		No	0	0	0.01		0	0		0		5		1.4		No
Barletta Heavy Division, Inc.	#5	40	5/3/2013	No	G	5954		No	0	0.01	0.02		0.01	0.03		0		30		1.4		No
Barletta Heavy Division, Inc.	#5	40	2/4/2013	No	G	4517		No	0	0	0.01		0	0		0		10		1.4		No
Barletta Heavy Division, Inc.	#5	40	1/2/2013	No	G	2416		No	0	0	0.01		0	0		0		38		1.4		No
Barletta Heavy Division, Inc.	#6	40	2/4/2013	No	G	3276		No	0	0	0.01	0	0	0		0		37		1.4		No
Barletta Heavy Division, Inc.	#6	40	5/3/2013	No	G	2408		No	0	0.01	0.01	0	0.01	0		0		12		1.4		No
Barletta Heavy Division, Inc.	#7	40	6/10/2013	No	G	1735		No	0	0	0.01	0	0	0		0		5		1.4		No
Barletta Heavy Division, Inc.	#7	40	4/8/2013	No	G	3216		No	0	0	0.01	0	0	0		0		43		3.4		No
Barletta Heavy Division, Inc.	#7	40	2/25/2013	No	G	3336		No	0	0	0.01	0	0.01	0.03		0		27		1.4		No
Barletta Heavy Division, Inc.	#8	40	9/5/2013	No	G	2101		No	0	0	0.01	0	0	0		0		5		1.5		No
Barletta Heavy Division, Inc.	#8	40	6/10/2013	No	G	3208		No	0	0	0.01	0	0.01	0.03		0		9		1.4		No
Barletta Heavy Division, Inc.	#8	40	5/3/2013	No	G	3291		No	0	0	0.01	0	0	0.01		0		39		1.5		No
Barletta Heavy Division, Inc.	#8	40	9/30/2013	No	G	3253		No	0	0	0.01	0	0	0		0		5		1.4		No
Contract Specialties, Inc.	#1	11	2/5/2013	No	C	1334		No			0.13		0.04		0.01							No
Contract Specialties, Inc.	#1	11	3/4/2013	Yes	C	980		No	0.02	0.08	0.14	0.08	0.05	0.06	0	0.03						No
Contract Specialties, Inc.	#1	11	4/2/2013	No	C	1414		No	0.02	0.05	0.17	0.05	0.04	0.02	0.01	0.01						No
Contract Specialties, Inc.	#1	11	6/5/2013	No	C	925		No			0.22		0.04		0.01							No
Contract Specialties, Inc.	#1	11	12/3/2013	No	C	759		No			0.18		0.04		0.01							No
Contract Specialties, Inc.	#1	11	8/5/2013	No	C	807		No			0.55		0.04		0.01							No
Contract Specialties, Inc.	#1	11	10/2/2013	No	C	875		No	0.02	0.05	0.25	0.05	0.07	0.02	0.01	0.01						No
Contract Specialties, Inc.	#1	11	12/3/2013	Yes	C	4488		No	0.02	0.08	0.2	0.08	0.07	0.06	0	0.03						No
Contract Specialties, Inc.	#1	11	6/5/2013	No	C	925		No			0.22		0.04		0.01							No
DiFruscia Industries, Inc.	#1	11	10/21/2013	No	C	9500		No	0.02	0.06	0.21	0.05	0.4	0.09	0.01	0.01						No

**Field's Point
Significant User
Compliance Monitoring Results - 2013**

Company	Sample Location	Category	Sample Date	NBC Sample	Type	Flow	Volume	CDF	Cd	Cr	Cu	Pb	Ni	Zn	Cn	Ag	BOD	TSS	TTO	Total O&G	Other Parameters	Violation
DiFruscia Industries, Inc.	#1	11	2/26/2013	No	C	9575		No		0.22	0.54		0.13	0.05								No
DiFruscia Industries, Inc.	#1	11	4/11/2013	No	C	10397		No	0.02	0.05	0.03	0.05	0.04	0.06	0.01	0.01						No
DiFruscia Industries, Inc.	#1	11	12/2/2013	No	C	9949		No		0.11	0.12		0.3	0.06								No
DiFruscia Industries, Inc.	#1	11	7/1/2013	Yes	C	8977		No	0.02	0.25	0.46	0.08	1.61	0.1	0.08	0.03						No
DiFruscia Industries, Inc.	#1	11	12/10/2013	Yes	C	9949		No	0.02	0.16	0.21	0.08	0.67	0.19	0.01	0.03						No
DiFruscia Industries, Inc.	#1	11	1/7/2013	Yes	C	9276		No	0.02	0.14	0.81	0.08	0.55	0.08	0	0.03						No
DiFruscia Industries, Inc.	#1	11	8/14/2013	No	C	9650		No		0.05	0.21		0.36	0.28								No
DiFruscia Industries, Inc.	#1	11	6/20/2013	No	C	10024		No		0.05	0.02		0.04	0.04								No
DiFruscia Industries, Inc.	#2	11	4/11/2013	No	G	10397	50	Yes		0.05	0.21	0.13	0.59	0.21								No
DiFruscia Industries, Inc.	#3	11	10/21/2013	No	G	9500	50	Yes		0.05	0.17	0.05	0.25	0.16								No
DiGregorio Inc.	#1	40	6/20/2013	No	G	45927		No	0	0.01	0.02	0.01	0.01	0.02		0.01		7		4		No
DiGregorio Inc.	#1	40	5/29/2013	Yes	G	0	1	No	0.02	0.08	0.02	0.08	0.05	0.06		0.03		16		4	Fe = 0.646 Ammonia = 0.197 As = 0 TKN = 0.5 Se = 0.001 NO3+NO2 = 0.366 Mo = 0.001	No
DiGregorio Inc.	#1	40	5/20/2013	No	G	4612		No	0	0.01	0.02	0.01	0.01	0.02		0.01		6		2		No
DiGregorio Inc.	#1	40	4/12/2013	No	G	3600		No	0	0.01	0.02	0.01	0.01	0.02		0.01		2		2		No
DiGregorio Inc.	#1	40	3/4/2013	Yes	C			No	0.02	0.08	0.02	0.08	0.05	0.06		0.03		18		4	TKN = 0.5 Se = 0.001 Ammonia = 0.11 As = 0.001 NO3+NO2 = 0.71	No
DiGregorio Inc.	#1	40	3/11/2013	No	G	10224		No	0	0.01	0.02	0.01	0.01	0.02		0.01		2		5		No
DiGregorio Inc.	#1	40	7/15/2013	No	C	50		No	0	0.01	0.02	0.02	0.01	0.02		0.01		28		2		No
Dominion Energy Manchester Street, Inc.	#1	27	5/10/2013	No	C	95105		No			0.02	0.02		0.09								No
Dominion Energy Manchester Street, Inc.	#1	27	10/10/2013	No	C		97790	No	0.01	0.02	0.02	0.02	0.05	0.05		0.01						No
Dominion Energy Manchester Street, Inc.	#1	27	6/17/2013	Yes	C	64970		No	0.02	0.08	0.02	0.08	0.05	0.06		0.03						No
Dominion Energy Manchester Street, Inc.	#1	27	7/15/2013	No	C		96420	No			0.02	0.02		0.13								No
Dominion Energy Manchester Street, Inc.	#1	27	12/9/2013	No	C		80950	No			0.02	0.02		0.05								No
Dominion Energy Manchester Street, Inc.	#1	27	8/1/2013	No	C	96820		No			0.02	0.02		0.05								No
Dominion Energy Manchester Street, Inc.	#1	27	4/11/2013	No	C	92350		No	0.01	0.02	0.02	0.02	0.05	0.05		0.01						No
Dominion Energy Manchester Street, Inc.	#1	27	9/6/2013	No	C	97220		No			0.02	0.02		0.05								No
Dominion Energy Manchester Street, Inc.	#1	27	6/21/2013	No	C	95080		No			0.02	0.02		0.05								No
Dominion Energy Manchester Street, Inc.	#1	27	3/1/2013	No	C	96240		No			0.02	0.04		0.08								No
Dominion Energy Manchester Street, Inc.	#1	27	2/7/2013	No	C	94065		No			0.02	0.02		0.09								No
Dominion Energy Manchester Street, Inc.	#1	27	11/13/2013	Yes	C			No	0.02	0.08	0.02	0.08	0.05	0.06		0.03						No

**Field's Point
Significant User
Compliance Monitoring Results - 2013**

Company	Sample Location	Category	Sample Date	NBC Sample	Type	Flow	Volume	CDF	Cd	Cr	Cu	Pb	Ni	Zn	Cn	Ag	BOD	TSS	TTO	Total O&G	Other Parameters	Violation	
Dominion Energy Manchester Street, Inc.	#1	27	11/1/2013	No	C		84000	No			0.02	0.02		0.06								No	
Dominion Energy Manchester Street, Inc.	#1	27	1/22/2013	No	C		83620	No			0.02	0.02		0.05								No	
Dominion Energy Manchester Street, Inc.	#2	27	10/10/2013	No	C	21849		No	0.01	0.02	0.02	0.02	0.05	0.05		0.01						No	
Dominion Energy Manchester Street, Inc.	#2	27	4/11/2013	No	C	36443		No	0.01	0.02	0.02	0.02	0.05	0.05		0.01						No	
E&M Enterprises, LTD	#1	11	10/7/2013	No	C	2895		No	0.02	0.05	0.12	0.05	0.21	0.01	0.14	0.01						No	
E&M Enterprises, LTD	#1	11	4/9/2013	No	C	2177		No	0.02	0.05	0.13	0.05	0.16	0.03	0.05	0.01						No	
E&M Enterprises, LTD	#1	11	6/4/2013	No	C	2341		No			0.09		0.24	0.02	0.01							No	
E&M Enterprises, LTD	#1	11	4/22/2013	Yes	C	3200		No	0.02	0.08	0.06	0.08	0.08	0.06	0.02	0.03						No	
E&M Enterprises, LTD	#1	11	10/23/2013	Yes	C	2830		No	0.02	0.08	0.31	0.08	0.27	0.06	0.01	0.03						No	
E&M Enterprises, LTD	#1	11	2/7/2013	No	C	2980		No			0.07		0.04	0.04	0.03							No	
E&M Enterprises, LTD	#1	11	12/11/2013	No	C	2409		No			0.21		0.07	0.06	0.01							No	
E&M Enterprises, LTD	#1	11	8/21/2013	No	C	2827		No			0.43		0.11	0.05	0.01							No	
E&M Enterprises, LTD	#2	11	8/21/2013	No	G	2827	230	Yes														CN-EPA = 0.04	No
Eagle Laundry Inc.	#1	25	12/4/2013	Yes	C	7705		No									147.7	50		62.67		No	
Eagle Laundry Inc.	#1	25	10/28/2013	No	G			No												24		No	
Eagle Laundry Inc.	#1	25	12/20/2013	No	C			No									210	72				No	
Eagle Laundry Inc.	#1	25	6/12/2013	Yes	C	0	1	No									157.21	52		30.93		No	
Eagle Laundry Inc.	#1	25	7/15/2013	No	C			No									198	7				No	
Eagle Laundry Inc.	#1	25	3/25/2013	No	C			No									649	114		64		No	
Eagle Plating Company, Inc.	#1	11	2/4/2013	No	C	898		No			0.03		0.04	0.73	0.31	0.01						Total Metal-EPA = 0.8	No
Eagle Plating Company, Inc.	#1	11	2/20/2013	Yes	C	1122		No	0.02	0.08	0.02	0.08	0.05	0.06	0.05	0.03						No	
Eagle Plating Company, Inc.	#1	11	4/1/2013	No	C	898		No	0.02	0.05	0.02	0.05	0.04	0.01	0.06	0.01						Total Metal-EPA = 0.12	No
Eagle Plating Company, Inc.	#1	11	10/1/2013	No	C	1047		No	0.02	0.05	0.05	0.05	0.04	1.27	0.02	0.01						Total Metal-EPA = 1.41	No
Eagle Plating Company, Inc.	#1	11	6/3/2013	No	C	972		No			0.02		0.04	0.24	0.01	0.01						Total Metal-EPA = 0.3	No
Eagle Plating Company, Inc.	#1	11	7/23/2013	Yes	C	1047		No	0.02	0.08	0.02	0.08	0.05	0.06	0.1	0.03						No	
Eagle Plating Company, Inc.	#1	11	8/1/2013	No	C	898		No			0.03		0.04	0.01	0.1	0.01						Total Metal-EPA = 0.08	No
Eastern Color & Chemical Co.	#1	22	1/17/2013	No	C	19100		No	0.02	0.08	0.09	0.12	0.04	0.2		0.01	523	79	0.15	49.4		No	
Eastern Color & Chemical Co.	#1	22	11/6/2013	No	C	900		No			0.04			0.03			64	9		3.6		No	
Eastern Color & Chemical Co.	#1	22	5/6/2013	No	C	3700		No			0.02			0.07			605	13		70.6		No	
Eastern Color & Chemical Co.	#1	22	7/25/2013	No	C	2360		No	0.02	0.05	0.02	0.05	0.04	0.02		0.01	32.3	3	0.01	2.4		No	
Eastern Color & Chemical Co.	#1	22	6/26/2013	Yes	C	1200		No	0.02	0.08	0.03	0.08	0.05	0.06		0.03	907.82	350	0.55			No	
Eastern Color & Chemical Co.	#1	22	9/6/2013	No	C	15600		No			0.04			0.37			57.7	341		9.9		No	
Eastern Color & Chemical Co.	#1	22	3/8/2013	No	C	5800		No			0.02			0.01			129.2	2		4.5		No	
Eastern Color & Chemical Co.	#1	22	12/17/2013	Yes	C	800		No	0.02	0.08	0.02	0.08	0.05	0.09		0.03	531.52	238	0.18	90.23		No	
Electrolizing, Inc.	#1	11	8/7/2013	No	C	9948		No		0.08			0.04	1.04	0.01							No	
Electrolizing, Inc.	#1	11	6/5/2013	No	C	10547		No		0.7			0.04	0.39	0.01							No	
Electrolizing, Inc.	#1	11	4/10/2013	No	C	9500		No	0.02	0.05	0.02	0.05	0.04	0.7	0.02	0.01						No	
Electrolizing, Inc.	#1	11	2/6/2013	No	C	9425		No		0.28			0.04	1.12	0.01							No	
Electrolizing, Inc.	#1	11	12/2/2013	Yes	C	4563		No	0.02	0.29	0.03	0.08	0.05	1.45	0	0.03						No	
Electrolizing, Inc.	#1	11	12/9/2013	No	C	9874		No		0.02			0.04	0.44	0.01							No	
Electrolizing, Inc.	#1	11	2/27/2013	Yes	C	4563		No	0.02	0.24	0.04	0.08	0.05	0.59	0	0.03						No	
Electrolizing, Inc.	#1	11	10/18/2013	No	C	8752		No	0.02	0.16	0.05	0.05	0.04	0.46	0.01	0.01						No	
Electrolizing, Inc.	#2	11	10/18/2013	No	G	8752	30	Yes		0.81			0.13	0.36								No	
Electrolizing, Inc.	#2	11	4/10/2013	No	G	9500	30	Yes		0.15			0.04	0.18								No	
Evans Plating Corporation (N.P.)	#1	11	12/11/2013	No	C	6480		No							0.01							No	
Evans Plating Corporation (N.P.)	#1	11	12/9/2013	No	C	6480		No	0.02		0.33		0.47	0.81	0.21							No	
Evans Plating Corporation (N.P.)	#1	11	11/20/2013	Yes	C	3240		No	0.02	0.08	0.43	0.08	0.18	0.7	2.67	0.06						Yes	

**Field's Point
Significant User
Compliance Monitoring Results - 2013**

Company	Sample Location	Category	Sample Date	NBC Sample	Type	Flow	Volume	CDF	Cd	Cr	Cu	Pb	Ni	Zn	Cn	Ag	BOD	TSS	TTO	Total O&G	Other Parameters	Violation	
Evans Plating Corporation (N.P.)	#1	11	10/31/2013	No	C	4700		No	0.02	0.05	0.31	0.05	0.6	0.37	0.06	0.04						No	
Evans Plating Corporation (N.P.)	#1	11	8/20/2013	No	C	4380		No	0.02		0.62		0.21	1.37	0.01								No
Evans Plating Corporation (N.P.)	#1	11	6/27/2013	No	C	2200		No	0.05		0.61		0.59	0.07	0.01								No
Evans Plating Corporation (N.P.)	#1	11	4/25/2013	No	C	980		No	0.04	0.98	0.45	0.09	0.47	0.5	0.05	0.05							No
Evans Plating Corporation (N.P.)	#1	11	3/28/2013	No	C	1330		No							0.03								No
Evans Plating Corporation (N.P.)	#1	11	3/25/2013	No	C	1110		No							0.05								No
Evans Plating Corporation (N.P.)	#1	11	2/26/2013	No	C			No							0.46								No
Evans Plating Corporation (N.P.)	#1	11	2/25/2013	No	C			No							0.02								No
Evans Plating Corporation (N.P.)	#1	11	2/27/2013	No	C			No	0.09		0.47		0.45	0.76	0.27								No
Evans Plating Corporation (N.P.)	#1	11	12/12/2013	No	C	6480		No							0.01								No
Evans Plating Corporation (N.P.)	#1	11	2/6/2013	Yes	C	1085		No	0.02	0.08	0.46	0.08	0.33	0.51	3.76	0.03							Yes
G. Tanury Plating Company	#1	11	11/25/2013	No	C	54492		No			0.05		0.12	0.01	0.01	0.01					Total Metal-EPA = 0.18	No	
G. Tanury Plating Company	#1	11	12/16/2013	Yes	C	37101		No	0.02	0.08	4.44	0.08	0.41	0.78	0.01	0.03							Yes
G. Tanury Plating Company	#1	11	12/18/2013	No	C	55045		No			0.15		0.19	0.03	0.24	0.01					Total Metal-EPA = 0.37	No	
G. Tanury Plating Company	#1	11	1/7/2013	Yes	C	46875		No	0.02	0.08	1.8	0.08	0.49	0.72	0.03	0.05							Yes
G. Tanury Plating Company	#1	11	2/6/2013	Yes	C	56624		No	0.02	0.08	1.48	0.08	0.34	0.19	0.04	0.03							Yes
G. Tanury Plating Company	#1	11	1/24/2013	No	C	53617		No			0.24		0.06	0.21	0.03	0.01					Total Metal-EPA = 0.51	No	
G. Tanury Plating Company	#1	11	1/28/2013	No	C	54372		No			0.26										Total Metal-EPA = 0.26	No	
G. Tanury Plating Company	#1	11	1/31/2013	No	C	54372		No			0.21										Total Metal-EPA = 0.21	No	
G. Tanury Plating Company	#1	11	2/4/2013	No	C	54372		No			0.17										Total Metal-EPA = 0.17	No	
G. Tanury Plating Company	#1	11	2/7/2013	No	C	54372		No			0.16										Total Metal-EPA = 0.16	No	
G. Tanury Plating Company	#1	11	2/21/2013	No	C	53460		No			0.16		0.13	0.05	0.02	0.03					Total Metal-EPA = 0.34	No	
G. Tanury Plating Company	#1	11	2/18/2013	No	C	54223		No			0.09										Total Metal-EPA = 0.09	No	
G. Tanury Plating Company	#1	11	2/21/2013	No	C	55120		No			0.09										Total Metal-EPA = 0.09	No	
G. Tanury Plating Company	#1	11	2/26/2013	No	C	53796		No			0.14										Total Metal-EPA = 0.14	No	
G. Tanury Plating Company	#1	11	3/4/2013	No	C	54492		No			0.15										Total Metal-EPA = 0.15	No	
G. Tanury Plating Company	#1	11	3/19/2013	Yes	C	50864		No	0.02	0.08	1.07	0.08	0.15	0.2	0.02	0.03							No
G. Tanury Plating Company	#1	11	3/26/2013	No	C	53183		No			0.18		0.5	0.12	0.08	0.03					Total Metal-EPA = 0.8	No	
G. Tanury Plating Company	#1	11	4/25/2013	No	C	53624		No	0.02	0.05	0.32	0.05	0.12	0.04	0.03	0.01					Total Metal-EPA = 0.53	No	
G. Tanury Plating Company	#1	11	5/22/2013	No	C	53774		No			0.1		0.05	0.07	0.03	0.01					Total Metal-EPA = 0.22	No	
G. Tanury Plating Company	#1	11	6/25/2013	No	C	54327		No			1.03		0.29	0.21	0.11	0.01					Total Metal-EPA = 1.53	No	
G. Tanury Plating Company	#1	11	7/24/2013	No	C	54342		No			0.74		0.15	0.11	0.04	0.01					Total Metal-EPA = 1	No	
G. Tanury Plating Company	#1	11	8/27/2013	No	C	52435		No			0.23		0.31	0.06	0.04	0.01					Total Metal-EPA = 0.6	No	
G. Tanury Plating Company	#1	11	9/25/2013	No	C	53542		No			0.25		0.34	0.07	0.02	0.01					Total Metal-EPA = 0.66	No	
G. Tanury Plating Company	#1	11	10/24/2013	No	C	53744		No	0.02	0.05	0.22	0.05	0.24	0.03	0.01	0.01					Total Metal-EPA = 0.54	No	
G. Tanury Plating Company	#10	11	5/22/2013	No	G	53774	70	Yes			92	1.47	7.8	80							Total Metal-EPA = 179.8	No	
G. Tanury Plating Company	#11	11	6/25/2013	No	G	54327	80	Yes			0.02	0.05	0.04	0.01							Total Metal-EPA = 0.07	No	
G. Tanury Plating Company	#12	11	6/25/2013	No	G	54327	50	Yes			0.02	0.05	0.04	0.01							Total Metal-EPA = 0.07	No	
G. Tanury Plating Company	#13	11	7/24/2013	No	G	54342	70	Yes			2.42	0.82	1.58	2.34							Total Metal-EPA = 6.34	No	
G. Tanury Plating Company	#14	11	8/27/2013	No	G	52435	46	Yes			0.02	0.05	0.24	0.01							Total Metal-EPA = 0.27	No	
G. Tanury Plating Company	#15	11	8/27/2013	No	G	52435	185	Yes			29	2.54	7.85	23							Total Metal-EPA = 59.85	No	
G. Tanury Plating Company	#16	11	9/25/2013	No	G	53542	70	Yes			11.8	0.61	0.64	0.52							Total Metal-EPA = 12.96	No	
G. Tanury Plating Company	#17	11	10/24/2013	No	G	53744	70	Yes			179	7.2	34.2	68							Total Metal-EPA = 281.2	No	
G. Tanury Plating Company	#18	11	10/24/2013	No	G	53744	60	Yes			0.47	0.69	0.7	0.07							Total Metal-EPA = 1.24	No	
G. Tanury Plating Company	#19	11	11/25/2013	No	G	54492	25	Yes			9.42	0.49	3.77	1.92							Total Metal-EPA = 15.11	No	
G. Tanury Plating Company	#2	11	11/25/2013	No	C	54492		No														CN-EPA = 0.01	No

**Field's Point
Significant User
Compliance Monitoring Results - 2013**

Company	Sample Location	Category	Sample Date	NBC Sample	Type	Flow	Volume	CDF	Cd	Cr	Cu	Pb	Ni	Zn	Cn	Ag	BOD	TSS	TTO	Total O&G	Other Parameters	Violation	
Herff Jones, Inc.	#1	11	12/13/2013	No	C	5320		No		0.01	0.14		7.53		0.01							Yes	
Herff Jones, Inc.	#10	11	8/20/2013	No	G	3480	20	Yes			0.02	0.01	0.01	0.02								No	
Herff Jones, Inc.	#2	11	4/18/2013	No	G	4070	150	Yes			0.1	0.03	0.76	0.1								No	
Herff Jones, Inc.	#2	11	12/13/2013	No	G	5320	160	Yes			0.16	0.07	130	1								Yes	
Herff Jones, Inc.	#2	11	8/20/2013	No	G	3480	160	Yes			0.03	0.01	0.59	0.03								No	
Herff Jones, Inc.	#4	11	2/4/2013	No	G	3370	20	Yes			2.35	0.5	0.5	2								No	
Herff Jones, Inc.	#5	11	2/4/2013	No	G	3370	20	Yes			2	0.5	0.67	2								No	
Herff Jones, Inc.	#6	11	4/18/2013	No	G	4070	20	Yes			2.83	0.05	0.05	0.36								No	
Herff Jones, Inc.	#7	11	4/18/2013	No	G	4070	20	Yes			0.2	0.05	0.07	0.02								No	
Herff Jones, Inc.	#8	11	6/18/2013	No	G	3680	20	Yes			0.29	0.09	0.06	0.09								No	
Herff Jones, Inc.	#9	11	8/20/2013	No	G	3480	3	Yes			1.28	0.03	0.35	0.09								No	
Ideal Plating & Polishing Co., Inc.	#1	11	7/24/2013	Yes	C	3590		No	0.02	0.24	0.38	0.08	0.52	0.2	0.3	0.03						No	
Ideal Plating & Polishing Co., Inc.	#1	11	10/4/2013	No	C	2169		No	0.02	0.12	0.36	0.05	0.42	0.21	0.09	0.02						No	
Ideal Plating & Polishing Co., Inc.	#1	11	12/6/2013	No	C	2468		No		0.4	0.35		0.26	0.08	0.21							No	
Ideal Plating & Polishing Co., Inc.	#1	11	8/2/2013	No	C	2468		No		0.21	0.27		0.52	0.11	0.31							No	
Ideal Plating & Polishing Co., Inc.	#1	11	2/1/2013	No	C	2319		No		0.07	0.52		0.74	0.21	0.01							No	
Ideal Plating & Polishing Co., Inc.	#1	11	4/5/2013	No	C	2394		No	0.02	0.18	0.45	0.07	0.51	0.14	0.01	0.01						No	
Ideal Plating & Polishing Co., Inc.	#1	11	6/7/2013	No	C	2468		No		0.27	0.42		0.5	0.16	0.24							No	
Ideal Plating & Polishing Co., Inc.	#1	11	1/7/2013	Yes	C	3216		No	0.02	0.19	0.41	0.08	0.78	0.24	0.01	0.03						No	
Induplate LLC	#1	11	5/22/2013	No	C	41615		No		0.05	0.02		0.04	0.04	0.03							No	
Induplate LLC	#1	11	11/20/2013	No	C	32146		No	0.02		0.09	0.05										0.01	No
Induplate LLC	#1	11	4/23/2013	No	C	28961		No	0.02	0.05	0.03	0.05	0.04	0.08	0.01	0.01						No	
Induplate LLC	#1	11	4/22/2013	Yes	C	31123		No	0.02	0.14	0.07	0.08	0.06	0.51	0	0.03						No	
Induplate LLC	#1	11	3/19/2013	No	C	18352		No		0.32	0.06		0.57	0.08	0.01							No	
Induplate LLC	#1	11	2/20/2013	No	C	29514		No		0.05	0.05		0.04	0.52	0.01							No	
Induplate LLC	#1	11	1/15/2013	No	C	27258		No		0.05	0.08		0.04	0.06	0.01							No	
Induplate LLC	#1	11	12/17/2013	No	C	20160		No		0.21	0.05		0.12	0.42	0.01							No	
Induplate LLC	#1	11	12/19/2013	No	C			No						1.23								No	
Induplate LLC	#1	11	12/18/2013	No	C			No						0.39								No	
Induplate LLC	#1	11	12/17/2013	No	C			No						0.12								No	
Induplate LLC	#1	11	12/16/2013	No	C			No						0.2								No	
Induplate LLC	#1	11	11/19/2013	No	C	29594		No		0.05	0.02		0.04	0.01	0.01							No	
Induplate LLC	#1	11	6/19/2013	No	C	27482		No		0.05	0.03		0.04	0.17	0.01							No	
Induplate LLC	#1	11	7/29/2013	No	C	27224		No		0.05	0.04		0.04	0.03	0.01							No	
Induplate LLC	#1	11	8/30/2013	No	C	17129		No		0.05	0.13		0.04	0.61	0.01							No	
Induplate LLC	#1	11	9/19/2013	No	C	22890		No		0.05	0.04		0.04	0.09	0.01							No	
Induplate LLC	#1	11	10/16/2013	No	C	13847		No	0.02	0.05	0.03	0.05	0.04	0.1	0.01	0.01						No	
Induplate LLC	#1	11	11/20/2013	Yes	C	32146		No		1.54			0.06	3.76	0.01							Yes	
Induplate LLC	#2	11	1/16/2013	No	G	27258	800	Yes		0.05	0.06		0.04	0.07								No	
Induplate LLC	#2	11	3/19/2013	No	G	18352	800	Yes		0.42	0.05		0.77	0.1								No	
Induplate LLC	#2	11	11/19/2013	No	G	29594	800	Yes		0.05	0.02		0.04	0.06								No	
Induplate LLC	#2	11	7/29/2013	No	G	27224	800	Yes		0.05	0.04		0.04	0.02								No	
Induplate LLC	#2	11	9/19/2013	No	G	22890	800	Yes		0.05	0.03		0.04	0.04								No	
Induplate LLC	#2	11	5/22/2013	No	G	41615	800	Yes		0.05	0.03		0.04	0.01								No	
Induplate LLC	#3	11	6/19/2013	No	G	27482	150	Yes							0.01							No	
Induplate LLC	#3	11	4/23/2013	No	G	28961	150	Yes							0.01							No	
Induplate LLC	#3	11	12/17/2013	No	G	20160	150	Yes							0.01							No	
Induplate LLC	#3	11	10/16/2013	No	G	13847	150	Yes							0.01							No	
Induplate LLC	#3	11	2/20/2013	No	G	29514	150	Yes							0.01							No	
Induplate LLC	#3	11	8/26/2013	No	G	22632		Yes							0.01							No	
International Chromium Plating	#1	11	6/14/2013	No	C	1496		No		0.21	0.02		0.06	0.03	0.01							No	

**Field's Point
Significant User
Compliance Monitoring Results - 2013**

Company	Sample Location	Category	Sample Date	NBC Sample	Type	Flow	Volume	CDF	Cd	Cr	Cu	Pb	Ni	Zn	Cn	Ag	BOD	TSS	TTO	Total O&G	Other Parameters	Violation		
Ira Green, Inc.	#1	11	7/5/2013	No	C	28200		No			0.03		0.01		0.01							No		
Ira Green, Inc.	#1	11	2/28/2013	Yes	C	16600		No	0.02	0.08	0.05	0.08	0.09	0.06	0.01	0.03						No		
Ira Green, Inc.	#1	11	2/4/2013	No	C	28000		No			0.03		0.02		0.01							No		
Ira Green, Inc.	#1	11	3/8/2013	No	C	24900		No			0.1		0.03		0.01							No		
Ira Green, Inc.	#1	11	4/2/2013	No	C	24000		No	0	0.01	0.04	0.01	0.07	0.14	0.01	0.01						No		
Ira Green, Inc.	#1	11	5/8/2013	No	C	27400		No			0.02		0.01		0.01							No		
Ira Green, Inc.	#1	11	6/3/2013	No	C	29000		No			0.02		0.03		0.01							No		
Ira Green, Inc.	#1	11	1/8/2013	No	C	29900		No			0.03		0.1		0.01							No		
Ira Green, Inc.	#2	11	9/9/2013	No	G	29300	800	Yes			0.55	0.01	0.03	0.35								No		
Ira Green, Inc.	#2	11	11/8/2013	No	G	28200	800	Yes			0.39	0.02	0.08	0.46								No		
Ira Green, Inc.	#2	11	1/8/2013	No	G	29900	800	Yes			0.7	0.01	0.04	0.33								No		
Ira Green, Inc.	#2	11	3/8/2013	No	G	24900	800	Yes			1.3	0.05	0.05	0.34								No		
Ira Green, Inc.	#2	11	5/8/2013	No	G	27400	800	Yes			0.26	0.05	1.24	1.55								No		
Ira Green, Inc.	#2	11	7/5/2013	No	G	28200	800	Yes			0.17	0.01	0.02	0.17								No		
Ira Green, Inc.	#3	11	8/2/2013	No	G	31300	400	Yes			0.04											CN-EPA = 0.01	No	
Ira Green, Inc.	#3	11	6/3/2013	No	G	29000	400	Yes			0.18											CN-EPA = 0.17	No	
Ira Green, Inc.	#3	11	4/2/2013	No	G	24000	400	Yes			0.04											CN-EPA = 0.01	No	
Ira Green, Inc.	#3	11	2/4/2013	No	G	28000	400	Yes			0.05											CN-EPA = 0.41	No	
Ira Green, Inc.	#3	11	12/2/2013	No	G	29000	400	Yes			0.05											CN-EPA = 0.01	No	
Ira Green, Inc.	#3	11	10/3/2013	No	G	35900	400	Yes			0.05											CN-EPA = 0.01	No	
Ira Green, Inc.	#4	11	5/8/2013	No	G	27400	300	Yes			0.1	0.03	0.17	0.14									No	
Ira Green, Inc.	#4	11	1/8/2013	No	G	29900	300	Yes			0.1	0.03	0.06	0.15									No	
Ira Green, Inc.	#4	11	9/9/2013	No	G	29300	300	Yes			0.03	0.01	0.07	0.02									No	
Ira Green, Inc.	#4	11	3/8/2013	No	G	24900	300	Yes			0.2	0.05	0.05	0.2									No	
Ira Green, Inc.	#4	11	11/8/2013	No	G	28200	300	Yes			0.05	0.01	0.11	0.05									No	
Ira Green, Inc.	#4	11	7/5/2013	No	G	28200	300	Yes			0.02	0.01	0.04	0.06									No	
Ira Green, Inc.	#5	11	6/3/2013	No	G	29000	300	Yes			0.24	0.01	0.44	1.09									No	
Ira Green, Inc.	#5	11	8/2/2013	No	G	31300	300	Yes			0.28	0.01	2.69	3.18									No	
Ira Green, Inc.	#5	11	10/3/2013	No	G	35900	300	Yes			0.06	0.01	0.74	0.72									No	
Ira Green, Inc.	#5	11	4/2/2013	No	G	24000	300	Yes			0.12	0.03	0.39	0.24									No	
Ira Green, Inc.	#5	11	12/2/2013	No	G	29000	300	Yes			0.07	0.01	3.41	1.5									No	
Ira Green, Inc.	#5	11	2/4/2013	No	G	28000	300	Yes			0.2	0.21	2.79	10.9									No	
JRB Associates Inc.	#1	11	1/24/2013	Yes	C	7220		No	0.02	0.1													No	
JRB Associates Inc.	#1	11	11/26/2013	No	C	8550		No			0.21	0.05	0.19	0.11	0.18								No	
JRB Associates Inc.	#1	11	2/22/2013	No	C	22580		No			0.21	0.05	0.08	0.1	0.12								No	
JRB Associates Inc.	#1	11	1/24/2013	No	C	7220		No			0.71	0.05	0.08	0.21	0.11								No	
JRB Associates Inc.	#1	11	10/28/2013	No	C	13540		No	0.02	0.05	0.08	0.05	0.04	0.02	0.1	0.01							No	
JRB Associates Inc.	#1	11	9/27/2013	No	C	17180		No			0.02	0.05	0.04	0.01	0.01								No	
JRB Associates Inc.	#1	11	12/27/2013	No	C	9480		No			0.22	0.05	0.06	0.08	0.54								No	
JRB Associates Inc.	#1	11	8/28/2013	No	C	15900		No			0.21	0.05	0.05	0.03	0.05								No	
JRB Associates Inc.	#1	11	8/20/2013	Yes	C	7000		No	0.02	0.08													No	
JRB Associates Inc.	#1	11	8/20/2013	No	C	7020		No			0.24	0.05	0.32	0.09	0.07								No	
JRB Associates Inc.	#1	11	7/25/2013	No	C	21090		No			0.04	0.05	0.04	0.11	0.05								No	
JRB Associates Inc.	#1	11	6/27/2013	No	C	17920		No			0.19	0.05	0.1	0.12	0.18								No	
JRB Associates Inc.	#1	11	5/20/2013	No	C	15800		No			0.44	0.05	0.2	0.16	0.01								No	
JRB Associates Inc.	#1	11	4/17/2013	No	C	15710		No	0.02	0.05	0.23	0.05	0.04	0.14	0.19	0.05							No	
JRB Associates Inc.	#1	11	3/22/2013	No	C	24010		No			0.28	0.05	0.12	0.11	0.19								No	
JRB Associates Inc.	#2	11	6/27/2013	No	G	17920	525	Yes			0.44	0.41	0.26	0.24									No	
JRB Associates Inc.	#2	11	10/28/2013	No	G	13540	500	Yes			10.6	0.95	0.53	0.12									No	
JRB Associates Inc.	#2	11	2/22/2013	No	G	22580	600	Yes			24.2	0.67	0.57	0.83									No	
JRB Associates Inc.	#3	11	5/8/2013	No	G		400	No															CN-EPA = 0.01	No

**Field's Point
Significant User
Compliance Monitoring Results - 2013**

Company	Sample Location	Category	Sample Date	NBC Sample	Type	Flow	Volume	CDF	Cd	Cr	Cu	Pb	Ni	Zn	Cn	Ag	BOD	TSS	TTO	Total O&G	Other Parameters	Violation	
JRB Associates Inc.	#3	11	4/17/2013	No	G	15710	375	No													CN-EPA = 0.01	No	
JRB Associates Inc.	#3	11	3/1/2013	No	G	20428	350	No														CN-EPA = 0.01	No
JRB Associates Inc.	#3	11	8/28/2013	No	G	15900	375	No														CN-EPA = 0.01	No
JRB Associates Inc.	#3	11	12/27/2013	No	G	9480	400	No														CN-EPA = 0.01	No
JRB Associates Inc.	#3	11	3/25/2013	No	G	20428	325	No														CN-EPA = 0.01	No
JRB Associates Inc.	#4	11	8/28/2013	No	G	15900	900	Yes			0.21	0.3	0.18	0.05						80.1			No
JRB Associates Inc.	#4	11	2/22/2013	No	G	22580	900	Yes			1.17	0.16	0.07	0.08						25.9			No
JRB Associates Inc.	#5	11	2/22/2013	No	G	22580	26	Yes			37.4	1.29	1.22	7.5									No
JRB Associates Inc.	#6	11	6/27/2013	No	G	17920	125	Yes			35.2	0.96	2.41	2.45									No
JRB Associates Inc.	#7	11	8/28/2013	No	G	15900	33	Yes			9.8	0.57	0.73	1.89									No
JRB Associates Inc.	#8	11	10/28/2013	No	G	13540	26	Yes			0.05	0.05	0.04	0.01									No
JRB Associates Inc.	#8	11	11/15/2013	No	G		26	Yes															No
JRB Associates Inc.	#9	11	12/27/2013	No	G	9480	25	Yes		0.85													No
Kirks Folly	#1	11	3/19/2013	Yes	G	0		No	0.07	0.08	1.33	0.08	0.05	0.49	0.05	0.06							Yes
Kirks Folly	#1	11	8/22/2013	No	G			No	0.02	0.08	20	0.08	0.05	0.07	0	0.03							Yes
Kirks Folly	#1	11	8/22/2013	Yes	C	0	1	No	0.02	0.08	0.02	0.08	0.05	0.06	0	0.03							Yes
Lee's Manufacturing	#1	43	5/16/2013	No	C			No	0.01	0.02	0.02	0.02	0.05	1.36		0.01							No
Lee's Manufacturing	#1	43	12/9/2013	No	C			No	0.01	0.02	0.08	0.05	0.05	2.78		0.01							Yes
Lee's Manufacturing	#1	43	10/9/2013	Yes	C			No	0.02	0.08	0.02	0.08	0.05	0.08		0.03							No
Lee's Manufacturing	#1	43	6/25/2013	Yes	C	3441		No	0.02	0.08	0.02	0.08	0.05	0.21		0.03							No
Mahr Federal Inc.	#1	11	12/9/2013	Yes	C	732		No	0.02	0.57	0.03	0.08	0.05	0.06	0	0.03							No
Mahr Federal Inc.	#1	11	6/3/2013	No	C	1174		No		0.51	0.04		0.05	0.06									No
Mahr Federal Inc.	#1	11	4/9/2013	No	C	1408		No	0.01	2.91	0.03	0.02	0.05	0.05	0.02	0.01							Yes
Mahr Federal Inc.	#1	11	4/22/2013	No	C	1596		No		0.64													No
Mahr Federal Inc.	#1	11	2/5/2013	No	C	1131		No		1.28	0.04		0.05	0.06									No
Mahr Federal Inc.	#1	11	8/2/2013	No	C	390		No		1.09	0.09		0.05	0.14									No
Mahr Federal Inc.	#1	11	12/3/2013	No	C	1481		No		0.04	0.02		0.05	0.05									No
Mahr Federal Inc.	#1	11	4/23/2013	No	C	1748		No		0.56													No
Mahr Federal Inc.	#1	11	10/2/2013	No	C	1837		No	0.01	1	0.1	0.02	0.05	0.09	0.02	0.01							No
Mahr Federal Inc.	#1	11	4/15/2013	Yes	C	0	1	No	0.02	1.26	0.25	0.08	0.05	0.14	0	0.03							No
Mahr Federal Inc.	#1	11	4/18/2013	No	C	1765		No		1.79													No
Mahr Federal Inc.	#1	11	4/19/2013	No	C	1787		No		0.93													No
Mahr Federal Inc.	#2	11	4/15/2013	Yes	G		25	No	0.02	0.08	0.06	0.08	0.05	0.01		0.11				0.01			No
Mahr Federal Inc.	#2	11	2/5/2013	No	G		9	No								0.01				0.02			No
Mahr Federal Inc.	#2	11	12/9/2013	Yes	G		25	No	0.02	0.08	0.2	0.08	0.1	0.43		0.03				0.01			No
Mahr Federal Inc.	#2	11	8/2/2013	No	G		16	No								0.03				0.02			No
Mahr Federal Inc.	#3	11	4/9/2013	No	G		25	No													5		No
Mahr Federal Inc.	#3	11	10/2/2013	No	G		25	No													22		No
Metallurgical Solutions, Inc.	#1	11	7/16/2013	Yes	G	0		No	0.02	1.59	0.16	0.08	0.51	0.07	0.01	0.03							No
Metallurgical Solutions, Inc.	#1	11	1/30/2013	No	G			No	0.03	0.05	0.02	0.42	0.32	0.04	0.01	0.01							No
Metallurgical Solutions, Inc.	#1	11	2/4/2013	Yes	G			No	0.02	1.26	0.28	0.08	0.74	0.07	0.01	0.03							No
Metallurgical Solutions, Inc.	#1	11	7/16/2013	No	G			No	0.02	0.05	0.1	0.38	0.26	0.15	0.01	0.03							No
Monarch Metal Finishing Co., Inc.	#1	11	12/20/2013	No	C	75		No	0.02	0.11	0.86	0.26	0.99	3.64	0.44	0.03							Yes
Monarch Metal Finishing Co., Inc.	#1	11	12/19/2013	No	C	1272		No	0.02	0.1	0.98	0.22	1.11	3.78	0.69	0.03							Yes
Monarch Metal Finishing Co., Inc.	#1	11	12/18/2013	No	C	748		No	0.02	0.05		0.08				0.05							No
Monarch Metal Finishing Co., Inc.	#1	11	12/18/2013	Yes	C	232		No			3.45		2.42	3.98	0.47								Yes
Monarch Metal Finishing Co., Inc.	#1	11	12/17/2013	Yes	C	748		No			7.79		7.64	3.59	0.66								Yes
Monarch Metal Finishing Co., Inc.	#2	11	12/29/2013	No	G	1272		No														CN-EPA = 0.37	No
Monarch Metal Finishing, Inc.	#1	11	4/10/2013	No	C	20570		No							0.15								No
Monarch Metal Finishing, Inc.	#1	11	5/7/2013	No	C	25596		No			0.79		0.56	0.61	0.23								No
Monarch Metal Finishing, Inc.	#1	11	5/8/2013	No	C	27601		No	0.02	0.05	0.68	0.08	0.61	0.47	0.28	0.11							No

**Field's Point
Significant User
Compliance Monitoring Results - 2013**

Company	Sample Location	Category	Sample Date	NBC Sample	Type	Flow	Volume	CDF	Cd	Cr	Cu	Pb	Ni	Zn	Cn	Ag	BOD	TSS	TTO	Total O&G	Other Parameters	Violation
Monarch Metal Finishing, Inc.	#1	11	3/7/2013	No	C	23861		No			0.16				0.51							No
Monarch Metal Finishing, Inc.	#1	11	6/18/2013	No	C	19822		No			0.43		0.05	0.05	0.1							No
Monarch Metal Finishing, Inc.	#1	11	2/28/2013	No	C	20495		No			0.35					0.04						No
Monarch Metal Finishing, Inc.	#1	11	2/20/2013	No	C	21094		No	0.02	0.05	0.34	0.05	0.32	0.05	0.56	0.04						No
Monarch Metal Finishing, Inc.	#1	11	3/4/2013	Yes	C	10771		No	0.02	0.08	0.78	0.08	0.6	0.37	1.12	0.12						Yes
Monarch Metal Finishing, Inc.	#1	11	7/22/2013	No	C	18850		No			0.57		0.16	0.15	0.55							No
Monarch Metal Finishing, Inc.	#1	11	2/13/2013	No	C	20420		No			0.15					0.05						No
Monarch Metal Finishing, Inc.	#1	11	8/7/2013	Yes	C	10397		No	0.02	0.08	2.32	0.08			4.49	0.03						Yes
Monarch Metal Finishing, Inc.	#1	11	8/30/2013	No	G	17129		No			0.46		0.13	0.05	0.01							No
Monarch Metal Finishing, Inc.	#1	11	8/7/2013	No	C	18102		No					0.36	0.12								No
Monarch Metal Finishing, Inc.	#1	11	9/5/2013	No	C	20420		No			0.67		0.14	0.25	0.06							No
Monarch Metal Finishing, Inc.	#1	11	9/11/2013	No	C	19074		No			0.48				0.01							No
Monarch Metal Finishing, Inc.	#1	11	9/18/2013	No	C	19822		No			0.5				0.52							No
Monarch Metal Finishing, Inc.	#1	11	2/7/2013	No	C	22365		No			0.31					0.05						No
Monarch Metal Finishing, Inc.	#1	11	3/27/2013	No	C	21842		No			0.46		0.2	0.11	0.11							No
Monarch Metal Finishing, Inc.	#1	11	3/13/2013	No	C	19448		No			0.32				0.56							No
Monarch Metal Finishing, Inc.	#1	11	4/4/2013	No	C	21393		No			0.31		0.23	0.06	0.39							No
Monarch Metal Finishing, Inc.	#1	11	10/21/2013	No	C	22964		No	0.02	0.05	0.4	0.05	0.23	0.16	0.39	0.01						No
Monarch Metal Finishing, Inc.	#1	11	1/23/2013	No	C	20346		No			0.26		0.3	0.14	0.42							No
Monarch Metal Finishing, Inc.	#1	11	2/4/2013	Yes	C	10397		No	0.02	0.13	1.6	0.08	0.77	1.1		0.43						Yes
Monarch Metal Finishing, Inc.	#1	11	12/10/2013	Yes	C	12043		No	0.02	0.08	0.87	0.08	0.96	0.22	1.49	0.03						Yes
Monarch Metal Finishing, Inc.	#1	11	11/29/2013	No	C	22440		No			0.08		0.13	0.03	0.01							No
Monarch Metal Finishing, Inc.	#1	11	12/18/2013	No	G	23263		No			0.33		0.42	0.11	0.25							No
Monarch Metal Finishing, Inc.	#1	11	1/14/2013	Yes	C	10622		No	0.02	0.08	2.16	0.08	0.5	1.21	0.01	0.59						Yes
Monarch Metal Finishing, Inc.	#1	11	3/20/2013	No	C	23487		No			0.62				0.15							No
Monarch Metal Finishing, Inc.	#1	11	3/21/2013	No	C	21094		No							0.1							No
Monarch Metal Finishing, Inc.	#1	11	3/28/2013	No	C	21393		No							0.24							No
Monarch Metal Finishing, Inc.	#2	11	7/22/2013	No	C	18850		No													CN-EPA = 0.43	No
Monarch Metal Finishing, Inc.	#2	11	1/23/2013	No	C	20346		No													CN-EPA = 0.36	No
Narragansett Jewelry	#1	11	8/5/2013	No	C	4210		No			0.02		0.04	0.02	0.01							No
Narragansett Jewelry	#1	11	6/10/2013	No	C	3880		No			0.04		0.04	0.01	0.01							No
Narragansett Jewelry	#1	11	10/15/2013	No	C	4050		No	0.02	0.05	0.08	0.05	0.04	0.01	0.04	0.01						No
Narragansett Jewelry	#1	11	6/17/2013	Yes	C	2320		No	0.02	0.08	0.12	0.08	0.05	0.06	0	0.03						No
Narragansett Jewelry	#1	11	12/16/2013	No	C		2680	No			0.12		0.04	0.01	0.01							No
Narragansett Jewelry	#1	11	4/15/2013	No	C	2630		No	0.02	0.05	0.06	0.05	0.04	0.01	0.01	0.01						No
Narragansett Jewelry	#1	11	12/9/2013	Yes	C	1570		No	0.02	0.08	0.1	0.08	0.05	0.06	0	0.03						No
Narragansett Jewelry	#1	11	2/20/2013	No	C	8450		No			0.05		0.04	0.02	0.01							No
Narragansett Jewelry	#3	11	10/15/2013	No	G			No	0.02	0.05	0.31	0.05	0.04	0.21		0.01						No
Northeast Remsco Construction, Inc.	#1	40	12/23/2013	No	C	83329		No	0	0.01	0.02	0.01	0.01	0.02		0.01		52		2		No
Northeast Remsco Construction, Inc.	#1	40	11/21/2013	No	C	38531		No	0	0.01	0.02	0.01	0.01	0.02		0.01		36		3		No
Northeast Remsco Construction, Inc.	#10	40	10/22/2013	No	C	21		No	0	0.01	0.03	0.01	0.01	0.02		0.01		44		4		No
Northeast Remsco Construction, Inc.	#10	40	6/18/2013	No	C	86599		No	0	0.01	0.02	0.01	0.01	0.02		0.01		43		5		No
Northeast Remsco Construction, Inc.	#10	40	9/21/2013	No	G	78		No	0	0.01	0.02	0.01	0.01	0.02		0.01		20		4		No
Northeast Remsco Construction, Inc.	#10	40	7/23/2013	No	C	2613		No	0	0.01	0.02	0.01	0.01	0.02		0.01		30		3		No
Northeast Remsco Construction, Inc.	#10	40	8/26/2013	No	C	538		No	0	0.01	0.02	0.01	0.01	0.02		0.01		2		5		No
Northeast Remsco Construction, Inc.	#11	40	10/21/2013	No	C	164454		No	0	0.01	0.02	0.01	0.01	0.02		0.01		6		4		No
Northeast Remsco Construction, Inc.	#11	40	9/18/2013	No	G	107		No	0	0.01	0.02	0.01	0.01	0.02		0.01		25		2		No
Northeast Remsco Construction, Inc.	#11	40	8/20/2013	No	C	491		No	0	0.01	0.02	0.03	0.01	0.02		0.01		37		2		No
Northeast Remsco Construction, Inc.	#11	40	11/21/2013	No	C	232444		No	0	0.01	0.02	0.01	0.01	0.02		0.01		5		3		No
Northeast Remsco Construction, Inc.	#14	40	11/20/2013	No	C	14026		No	0	0.01	0.02	0.01	0.01	0.02		0.01		4		2		No
Northeast Remsco Construction, Inc.	#14	40	12/24/2013	No	C	160534		No	0	0.01	0.02	0.01	0.01	0.02		0.01		4		2		No

**Field's Point
Significant User
Compliance Monitoring Results - 2013**

Company	Sample Location	Category	Sample Date	NBC Sample	Type	Flow	Volume	CDF	Cd	Cr	Cu	Pb	Ni	Zn	Cn	Ag	BOD	TSS	TTO	Total O&G	Other Parameters	Violation
Prov. Journal Co. - Production Facility	#1	24	11/12/2013	No	C			No		0.05	0.07	0.05	0.05	0.36			27.6	8		19.5		No
Providence Specialty Products	#1	34	4/24/2013	No	G			No									10.21	8		1.7		No
Providence Specialty Products	#1	34	4/9/2013	Yes	G			No									23.5	1		4		No
Providence Specialty Products	#1	34	1/7/2013	No	G		845	No									1021.25	140		6.7		No
Providence Specialty Products	#1	34	12/10/2013	Yes	G		300	No									62.3	59		65.31		No
Providence Specialty Products	#1	34	10/8/2013	No	G		300	No									70.57	12		58		No
Providence Specialty Products	#1	34	9/25/2013	Yes	C			No									49.1	7		5.466		No
Providence Specialty Products	#1	34	7/24/2013	No	G			No												22		No
Providence Specialty Products	#2	34	5/16/2013	No	C			No												50.1		No
Providence Specialty Products	#2	34	4/24/2013	No	C			No									25308	908		131.7		Yes
Providence Specialty Products	#2	34	5/30/2013	No	C			No												86.6		No
Providence Specialty Products	#2	34	6/6/2013	No	C			No												28.5		No
Providence Specialty Products	#2	34	10/8/2013	No	C			No									11788	1927		66.38		No
Providence Specialty Products	#2	34	2/25/2013	No	C			No												112.8		No
Providence Specialty Products	#2	34	2/20/2013	No	C			No												62		No
Providence Specialty Products	#2	34	9/25/2013	Yes	C	10427		No									29671.4	3090				No
Providence Specialty Products	#2	34	1/18/2013	No	C			No												5		No
Providence Specialty Products	#2	34	1/7/2013	No	C		845	No									22850	706		169.7		Yes
Providence Specialty Products	#2	34	3/4/2013	No	C			No												30.9		No
Providence Specialty Products	#2	34	12/10/2013	Yes	C	9649		No									21632.4	2526.7		413.8		Yes
Providence Specialty Products	#2	34	7/17/2013	No	C			No									6548	293		15.9		No
Providence Specialty Products	#2	34	4/9/2013	Yes	C			No									23818.3	642		59.71		No
Providence Specialty Products	#2	34	5/23/2013	No	C			No												43.7		No
R. E. Sturdy Company, Inc.	#1	11	1/29/2013	No	C			No			0.44		0.16	0.06	0.1	0.04						No
R. E. Sturdy Company, Inc.	#1	11	12/18/2013	No	C	1496		No			0.52		0.2	0.05	0.23	0.05						No
R. E. Sturdy Company, Inc.	#1	11	4/15/2013	Yes	C	2768		No	0.02	0.08	1.19	0.08	0.64	0.16	0	0.04						No
R. E. Sturdy Company, Inc.	#1	11	2/22/2013	No	C	1721		No			0.41		0.15	0.05	0.01	0.04						No
R. E. Sturdy Company, Inc.	#1	11	12/16/2013	Yes	C	75		No	0.02	0.08	0.5	0.08	0.44	0.08	0	0.16						No
R. E. Sturdy Company, Inc.	#1	11	10/29/2013	No	C	1122		No	0	0.01	0.45	0.04	0.17	0.04	0.15	0.04						No
R. E. Sturdy Company, Inc.	#1	11	4/25/2013	No	C	1870		No	0	0.01	0.43	0.04	0.17	0.24	0.01	0.04						No
R. E. Sturdy Company, Inc.	#1	11	5/21/2013	Yes	C	2992		No	0.02	0.08	0.75	0.08	0.41	0.09	0.04	0.47						Yes
R. E. Sturdy Company, Inc.	#1	11	6/26/2013	No	C	1421		No			0.43		0.16	0.06	0.02	0.05						No
R. E. Sturdy Company, Inc.	#1	11	8/2/2013	No	C			No												0.18		No
R. E. Sturdy Company, Inc.	#1	11	8/16/2013	No	C	1346		No												0.15		No
R. E. Sturdy Company, Inc.	#1	11	8/19/2013	No	C	1571		No												0.16		No
R. E. Sturdy Company, Inc.	#1	11	8/6/2013	No	C			No												0.14		No
R. E. Sturdy Company, Inc.	#1	11	8/23/2013	No	C	1346		No			0.55		0.12	0.22	0.01	0.08						No
R. E. Sturdy Company, Inc.	#2	11	6/26/2013	No	G	1421	600	Yes			1.05	0.04	0.4	0.09								No
R. E. Sturdy Company, Inc.	#2	11	10/29/2013	No	G	1122	600	Yes			1.14	0.04	0.44	0.1								No
R. E. Sturdy Company, Inc.	#2	11	4/25/2013	No	G	1870		Yes			0.69	0.04	0.42	0.09								No
Shank/Balfour Beatty	#1	40	2/12/2013	No	C	31042		No	0	0.01	0.01	0.04	0.01	2.25		0.02		2		1.4		No
Shank/Balfour Beatty	#1	40	8/2/2013	No	C	884		No	0	0.12	0.01	0.04	0.01	0.07		0.02		0.07		1.7		No
Shank/Balfour Beatty	#1	40	10/2/2013	No	C	8377		No	0	0.01	0.01	0.04	0.01	0.05		0.02		180		1.9		No
Shank/Balfour Beatty	#1	40	9/3/2013	No	C			No	0	0.01	0.01	0.04	0.04	0.02		0.01		140		1.2		No
Shank/Balfour Beatty	#1	40	8/6/2013	Yes	C	0	1	No	0.02	0.08	0.02	0.08	0.05	0.07		0.03		360		4	TKN = 8.4 NO3+NO2 = 7.88 Ammonia = 6.66	No
Shank/Balfour Beatty	#1	40	3/4/2013	Yes	C	0	1	No	0.02	0.08	0.02	0.08	0.05	4.7		0.03		2			Fe = 0.471 Al = 0.028 Se = 0.001	Yes
Shank/Balfour Beatty	#1	40	12/4/2013	No	C	7412		No	0	0.01	0.01	0.04	0.01	0.02		0.02		34		0.5		No

**Field's Point
Significant User
Compliance Monitoring Results - 2013**

Company	Sample Location	Category	Sample Date	NBC Sample	Type	Flow	Volume	CDF	Cd	Cr	Cu	Pb	Ni	Zn	Cn	Ag	BOD	TSS	TTO	Total O&G	Other Parameters	Violation
Shank/Balfour Beatty	#1	40	4/1/2013	No	C	15376		No	0	0.01	0.01	0.04	0.01	0.57		0.02		7		1.1		No
Shank/Balfour Beatty	#1	40	4/8/2013	No	C	15376		No	0	0.01	0.01	0.04	0.01	0.9		0.02		2		2.4		No
Shank/Balfour Beatty	#1	40	4/15/2013	No	C	1399		No	0	0	0.01	0.04	0.01	0.27		0.02		2.5		13		No
Shank/Balfour Beatty	#1	40	4/24/2013	No	C	1427		No	0	0.01	0.01	0.04	0.01	0.44		0.02		2		3.9		No
Shank/Balfour Beatty	#1	40	6/2/2013	No	C			No	0	0.01	0.01	0.04	0.01	0.18		0.02		2		1.4		No
Shank/Balfour Beatty	#1	40	5/9/2013	No	C	703		No	0	0.01	0.01	0.04	0.01	0.34		0.02		14		1.2		No
Shank/Balfour Beatty	#1	40	3/6/2013	No	C	15453		No	0	0.01	0.01	0.04	0.01	2.81		0.02		2		3.4		Yes
Shank/Balfour Beatty	#1	40	1/25/2013	No	C	6724		No	0	0.01	0.01	0.04	0.01	0.3		0.02		2		0.2		No
Shank/Balfour Beatty	#1	40	7/2/2013	No	C	4230		No	0	0.07	0.01	0.04	0.01	0.03		0.02		30		1.2		No
Shank/Balfour Beatty	#1	40	11/6/2013	No	C	18887		No	0	0.01	0.01	0.04	0.01	0.02		0.01		69		1		No
Surface Coatings Division, MFB LLC	#1	11	10/3/2013	No	C	4787		No	0.02	0.12	0.14	0.05	0.48	0.47	0.32	0.01						No
Surface Coatings Division, MFB LLC	#1	11	8/8/2013	No	C	4563		No		0.13	0.12		0.3	0.98								No
Surface Coatings Division, MFB LLC	#1	11	6/6/2013	No	C	4563		No		0.07	0.06		0.11	0.1								No
Surface Coatings Division, MFB LLC	#1	11	12/9/2013	Yes	C	3890		No	0.02	0.08	0.35	0.08	1.04	0.25	0.01	0.03						No
Surface Coatings Division, MFB LLC	#1	11	4/4/2013	No	C	3740		No	0.02	0.05	0.11	0.05	0.5	0.09	0.01	0.01						No
Surface Coatings Division, MFB LLC	#1	11	2/26/2013	No	C	4787		No		0.05	0.08		0.07	0.05								No
Surface Coatings Division, MFB LLC	#1	11	5/20/2013	Yes	C	3964		No	0.02	0.11	0.08	0.08	0.28	0.28	0.01	0.03						No
Surface Coatings Division, MFB LLC	#1	11	12/11/2013	No	C	5610		No		0.05	0.09		0.11	0.06								No
Surface Coatings Division, MFB LLC	#2	11	4/4/2013	No	G	3740	50	Yes		0.05	0.17		0.04	0.02								No
Surface Coatings Division, MFB LLC	#2	11	10/3/2013	No	G	4787	50	Yes		0.05	0.28		0.06	0.11								No
Technodic, Inc.	#1	11	4/9/2013	No	C	6732		No	0.02	1.39	0.06	0.05	0.07	0.05	0.05	0.01						No
Technodic, Inc.	#1	11	8/7/2013	No	C	6657		No		0.28	0.02		0.04	0.01								No
Technodic, Inc.	#1	11	2/13/2013	No	C	4937		No		1.93	0.07		0.04	0.06								No
Technodic, Inc.	#1	11	6/6/2013	No	C	6956		No		0.81	0.05		0.04	0.02								No
Technodic, Inc.	#1	11	12/17/2013	Yes	C	5834		No	0.02	1.09	0.11	0.08	0.05	0.06	0.04	0.03						No
Technodic, Inc.	#1	11	6/26/2013	Yes	C	4862		No	0.02	1.06	0.1	0.08	0.05	0.06	0.02	0.03						No
Technodic, Inc.	#1	11	2/20/2013	Yes	C	5984		No	0.02	1.12	0.14	0.08	0.05	0.09	0.06	0.03						No
Technodic, Inc.	#1	11	10/9/2013	No	C	8677		No	0.02	0.39	0.05	0.05	0.04	0.06	0.01	0.01						No
Technodic, Inc.	#1	11	12/5/2013	No	C	7704		No		0.71	0.09		0.04	0.04								No
Technodic, Inc.	#2	11	2/13/2013	No	G	4937	375	Yes		0.4	0.04		0.04	0.03							Total Metal-EPA = 0.51	No
Technodic, Inc.	#3	11	4/9/2013	No	G	6732	90	Yes		0.05	0.02		0.04	0.01							Total Metal-EPA = 0.12	No
Technodic, Inc.	#5	11	8/7/2013	No	G	6657	40	Yes		0.37	0.03		0.04	0.33							Total Metal-EPA = 0.77	No
Technodic, Inc.	#6	11	10/9/2013	No	G	8677	375	Yes		0.05	0.02		0.04	0.01							Total Metal-EPA = 0.12	No
Tri-Jay Company	#1	11	8/20/2013	No	C	11025		No			1.04		0.25	0.74	0.11	0.07						No
Tri-Jay Company	#1	11	7/17/2013	No	C	12225		No			0.6		0.19	0.73	0.01	0.06						No
Tri-Jay Company	#1	11	6/11/2013	No	C	13875		No			0.66		0.14	0.42	0.06	0.03						No
Tri-Jay Company	#1	11	5/21/2013	Yes	C	9750		No		0.08			0.17	0.98	0.16							No
Tri-Jay Company	#1	11	5/21/2013	No	C	9750		No	0.02		0.67	0.05				0.05						No
Tri-Jay Company	#1	11	5/8/2013	No	C	13200		No			0.91		0.16	0.62	0.03	0.01						No
Tri-Jay Company	#1	11	4/10/2013	No	C	13200		No	0.02	0.05	0.58	0.05	0.33	1.06	0.06	0.03						No
Tri-Jay Company	#1	11	3/28/2013	No	C	13950		No			0.71											No
Tri-Jay Company	#1	11	3/27/2013	No	C	13725		No			0.94											No
Tri-Jay Company	#1	11	3/26/2013	No	C	13800		No			1.12											No
Tri-Jay Company	#1	11	3/25/2013	No	C	13200		No			0.96		0.25	1.15	0.1	0.03						No
Tri-Jay Company	#1	11	2/13/2013	No	C	13275		No			0.79		0.26	0.59	0.03	0.04						No
Tri-Jay Company	#1	11	2/28/2013	Yes	C	10023		No	0.02	0.08	1.37	0.08	0.16	0.4	0.1	0.03						Yes
Tri-Jay Company	#1	11	1/24/2013	No	C	13725		No			0.78		0.5	0.54	0.03	0.02						No
Tri-Jay Company	#1	11	12/16/2013	No	C		8400	No		0.06			0.26	0.35	0.1							No
Tri-Jay Company	#1	11	12/11/2013	No	C	14175		No			0.66		0.27	0.54	0.09	0.06						No
Tri-Jay Company	#1	11	12/16/2013	Yes	C	8527		No	0.02		0.89	0.08				0.03						No
Tri-Jay Company	#1	11	11/12/2013	No	C	13125		No			1.09		0.33	0.75	0.01	0.09						No

**Field's Point
Significant User
Compliance Monitoring Results - 2013**

Company	Sample Location	Category	Sample Date	NBC Sample	Type	Flow	Volume	CDF	Cd	Cr	Cu	Pb	Ni	Zn	Cn	Ag	BOD	TSS	TTO	Total O&G	Other Parameters	Violation
Tri-Jay Company	#1	11	10/9/2013	No	C	13350		No	0.02	0.2	0.56	0.05	0.2	0.37	0.06	0.05						No
Tri-Jay Company	#1	11	9/17/2013	No	C	12900		No			1.12		0.33	0.36	0.08	0.11						No
Tri-Jay Company	#10	11	10/9/2013	No	G	13350	21	Yes			3.89	0.82	1.51	0.58								No
Tri-Jay Company	#11	11	11/12/2013	No	G	13125	19	Yes			3.62	0.4	0.94	1.38								No
Tri-Jay Company	#12	11	12/11/2013	No	G	14175	43	Yes						2.83								No
Tri-Jay Company	#2	11	1/24/2013	No	G	13725	22	Yes			47	2	4.93	45.9								No
Tri-Jay Company	#3	11	2/13/2013	No	G	13275	33	Yes			15.4	0.05	1.81	2.48								No
Tri-Jay Company	#4	11	3/25/2013	No	G	13200	14	Yes			9.75	0.06	0.74	1.49								No
Tri-Jay Company	#5	11	4/10/2013	No	G	13200	33	Yes			0.33	4.71	6.51	2.62								No
Tri-Jay Company	#6	11	5/8/2013	No	G	13200	18	Yes			16.9	0.09	3.37	6.43								No
Tri-Jay Company	#7	11	7/17/2013	No	G	12225	70	Yes			3.99	0.71	0.62	2.86								No
Tri-Jay Company	#8	11	8/20/2013	No	G	11025	21	Yes			10.3	1.76	1.31	1.38								No
Tri-Jay Company	#9	11	9/17/2013	No	G	12900	21	Yes			2.96	1.42	1.96	0.57								No
Umicore USA, Incorporated	#1	22	2/6/2013	Yes	C		6000	No	0.02	0.08	0.02	0.08	0.05	0.06		0.03						No
Umicore USA, Incorporated	#1	22	12/12/2013	No	G		2100	No	0.05		0.05	0.2	0.1									No
Umicore USA, Incorporated	#1	22	4/4/2013	No	G		4900	No	0.05	0.1	0.05	0.2	0.1	0.05		0.1						No
Umicore USA, Incorporated	#1	22	8/7/2013	No	G		5700	No	0.05		0.05	0.2	0.1									No
Umicore USA, Incorporated	#1	22	7/24/2013	Yes	G		3000	No	0.02	0.08	0.02	0.08	0.05	0.06		0.03						No
Umicore USA, Incorporated	#1	22	2/6/2013	No	G		7500	No	0.05		0.05	0.2	0.1									No
Umicore USA, Incorporated	#1	22	6/5/2013	No	G		2400	No	0.05		0.05	0.2	0.1									No
Umicore USA, Incorporated	#1	22	10/14/2013	No	G		3500	No	0.05	0.1	0.05	0.2	0.1	0.05		0.1						No
Umicore USA, Incorporated	#2	22	7/24/2013	Yes	G		1500	No	0.02	0.08	0.02	0.08	0.05	0.72		0.03						No
Umicore USA, Incorporated	#2	22	4/3/2013	No	G		1200	No	0.05	0.1	0.06	0.2	0.1	0.05		0.1						No
Umicore USA, Incorporated	#2	22	2/6/2013	No	G		2500	No	0.05		0.06	0.2	0.1									No
Umicore USA, Incorporated	#2	22	8/7/2013	No	G		1300	No	0.05		0.05	0.2	0.1									No
Umicore USA, Incorporated	#2	22	2/6/2013	Yes	C		1500	No	0.02	0.08	0.06	0.08	0.05	0.97		0.03						No
Umicore USA, Incorporated	#2	22	12/12/2013	No	G		1400	No	0.05		0.05	0.2	0.1									No
Umicore USA, Incorporated	#2	22	10/14/2013	No	G		1400	No	0.05	0.1	0.05	0.2	0.1	0.05		0.1						No
Umicore USA, Incorporated	#2	22	6/5/2013	No	G		900	No	0.05		0.05	0.2	0.1									No
Umicore USA, Incorporated	#3	22	8/29/2013	No	C	10000		No	0.05	0.1	0.05	0.2	0.1	0.05		0.1						No
Umicore USA, Incorporated	#3	22	3/22/2013	No	C	12015		No	0.05	0.1	0.05	0.2	0.1	0.05		0.1						No
Umicore USA, Incorporated	#3	22	3/25/2013	Yes	C	12015		No	0.02	0.08	0.02	0.08	0.05	0.06		0.03						No
Umicore USA, Incorporated	#3	22	7/23/2013	Yes	C	25582		No	0.02	0.08	0.02	0.08	0.05	0.06		0.03						No
Umicore USA, Incorporated	#4	22	10/17/2013	No	G		3000	No			0.05	0.2		0.05								No
Umicore USA, Incorporated	#4	22	4/4/2013	No	G		3000	No			0.05	0.2		0.05								No
Umicore USA, Incorporated	#5	22	10/15/2013	No	G		400	No										122				No
Umicore USA, Incorporated	#5	22	4/29/2013	No	G		400	No										23				No
Uncas Manufacturing Company	#1	11	1/14/2013	No	C	11444		No			0.18		0.05		0.04							No
Uncas Manufacturing Company	#1	11	2/14/2013	No	C	6283		No			0.12		0.04		0.01							No
Uncas Manufacturing Company	#1	11	3/11/2013	No	C	6732		No			0.11		0.05		0.04							No
Uncas Manufacturing Company	#1	11	4/16/2013	No	C	7106		No	0.02	0.05	0.2	0.05	0.04	0.01	0.01	0.07						No
Uncas Manufacturing Company	#1	11	5/21/2013	No	C	8303		No			0.18		0.04		0.01							No
Uncas Manufacturing Company	#1	11	6/20/2013	No	C	6956		No			0.26		0.04		0.04							No
Uncas Manufacturing Company	#1	11	6/20/2013	No	C	6956		No	0.02		0.08			1.02		0.03		1				No
Uncas Manufacturing Company	#1	11	6/25/2013	Yes	C	449		No	0.02	0.08	0.02	0.08	0.05	0.06	0.01	0.03						No
Uncas Manufacturing Company	#1	11	7/30/2013	No	C	6582		No			0.17		0.04		0.04							No
Uncas Manufacturing Company	#1	11	8/19/2013	No	C	6882		No			0.11		0.14		0.01							No
Uncas Manufacturing Company	#1	11	9/11/2013	No	C	6657		No			0.02		0.09		0.02							No
Uncas Manufacturing Company	#1	11	10/16/2013	Yes	G			No	0.02	0.08				0.06		0.03						No
Uncas Manufacturing Company	#1	11	10/16/2013	No	G			No			0.03	0.05	0.05		0.01							No
Uncas Manufacturing Company	#2	11	11/6/2013	No	G		540	No	0.13	0.09	0.22	1.19	1.24	0.11		0.23						No

**Field's Point
Significant User
Compliance Monitoring Results - 2013**

Company	Sample Location	Category	Sample Date	NBC Sample	Type	Flow	Volume	CDF	Cd	Cr	Cu	Pb	Ni	Zn	Cn	Ag	BOD	TSS	TTO	Total O&G	Other Parameters	Violation
Uncas Manufacturing Company	#2	11	1/14/2013	No	G	11444	540	No			0.21		0.63									No
Uncas Manufacturing Company	#2	11	10/21/2013	No	G		540	No	0.07	0.06	0.37	0.68	7.62	0.05	0.38	0.17						No
Uncas Manufacturing Company	#2	11	5/21/2013	No	G	8303	540	No			0.06											No
Uncas Manufacturing Company	#2	11	11/14/2013	No	G		540	No	0.08	0.19	0.17	0.98	1.15	0.07		0.16						No
Uncas Manufacturing Company	#2	11	10/29/2013	No	G		540	No	0.08	0.05	0.21	0.62	2.19	0.03		0.19						No
Uncas Manufacturing Company	#2	11	9/11/2013	No	G	6657	540	No			0.04		0.72									No
Uncas Manufacturing Company	#3	11	3/11/2013	No	G	6732	540	No			0.2		0.05									No
Uncas Manufacturing Company	#3	11	10/21/2013	No	G		540	No	0.02	0.05	0.07	0.22	0.12	0.05	0.01	0.03						No
Uncas Manufacturing Company	#3	11	7/30/2013	No	G	6582	540	No			1.71		0.05									No
Uncas Manufacturing Company	#4	11	6/20/2013	No	G	6956	540	No														CN-EPA = 0.01
Uncas Manufacturing Company	#4	11	10/16/2013	No	G		540	No			0.36					0.23						CN-EPA = 0.01
Uncas Manufacturing Company	#4	11	4/16/2013	No	G	7106	540	No														CN-EPA = 0.01
Uncas Manufacturing Company	#4	11	2/14/2013	No	G	6283	540	No														CN-EPA = 0.01
Uncas Manufacturing Company	#4	11	10/16/2013	Yes	G		540	No	0.02	0.08		0.08	0.05	0.06								No
Uncas Manufacturing Company	#4	11	8/19/2013	No	G	6882	540	No														CN-EPA = 0.01
Uncas Manufacturing Company	#6	11	1/14/2013	No	G	11444	34	No			0.42	0.31	0.47	0.09								No
Uncas Manufacturing Company	#7	11	3/11/2013	No	G	6732	75	No			9.08	0.06	5.11	0.55								No
Uncas Manufacturing Company	#8	11	5/21/2013	No	G	8303	32	No			2.34	1.66	1.33	0.2								No
Uncas Manufacturing Company	#9	11	7/30/2013	No	G	6582	32	No			12.9	0.05	0.97	0.76								No
Unique Plating Company	#1	11	3/27/2013	No	C	2850		No			0.05											No
Unique Plating Company	#1	11	3/26/2013	No	C	2850		No			0.09											No
Unique Plating Company	#1	11	3/22/2013	No	C	2850		No			0.16											No
Unique Plating Company	#1	11	2/8/2013	No	C	2850		No			1.46		0.93		0.34							Yes
Unique Plating Company	#1	11	3/6/2013	Yes	C	2020		No	0.02	0.08	0.07	0.08	0.2	0.06	0.16	0.03						No
Unique Plating Company	#1	11	2/7/2013	Yes	C	2094		No	0.02	0.08	1.64	0.08	0.99	0.06	0.29	0.03						Yes
Unique Plating Company	#1	11	12/5/2013	No	C	4800		No			0.08		0.23		0.1							No
Unique Plating Company	#1	11	10/1/2013	No	C	3000		No	0.02	0.05	0.27	0.05	0.94	0.06	0.09	0.02						No
Unique Plating Company	#1	11	3/25/2013	No	C	2850		No			0.12											No
Unique Plating Company	#1	11	8/14/2013	Yes	C	2394		No	0.02	0.08	0.09	0.08	0.55	0.06	0.12	0.03						No
Unique Plating Company	#1	11	8/1/2013	No	C	2175		No			0.06		0.12		0.11							No
Unique Plating Company	#1	11	6/24/2013	No	C	3458		No			0.07		0.16		0.06							No
Unique Plating Company	#1	11	4/23/2013	No	C	3750		No	0.02	0.05	0.49	0.05	0.64	0.05	0.1	0.01						No
Unique Plating Company	#2	11	10/1/2013	No	C	3000		No														CN-EPA = 0.7
Unique Plating Company	#2	11	4/23/2013	No	C	3750		No														CN-EPA = 0.52
Univar USA, Inc.	#1	22	4/8/2013	Yes	C		7500	No	0.02	0.08	0.05	0.08	0.05	0.45	0.01	0.03			0.07			Hg = 0.005 TRC = 0.006
Univar USA, Inc.	#1	22	1/21/2013	No	C		7800	No							0.01				0.18			TRC = 3.8
Univar USA, Inc.	#1	22	4/26/2013	No	C		7800	No			0.1	0.04	0.07	0.31				0.54				TRC = 6.4 Hg = 0.002
Univar USA, Inc.	#1	22	10/25/2013	No	C		7800	No			0.02	0.04	0.06	0.28					0.03			Hg = 0.001 TRC = 0.1
Univar USA, Inc.	#1	22	7/12/2013	No	C		7500	No							0.01				0.22			TRC = 2.9
Univar USA, Inc.	#1	22	11/5/2013	Yes	C		7500	No	0.02	0.08	0.04	0.08	0.14	0.28	0	0.03			0.05			Hg = 0 TRC = 0.006
Universal Plating Company, Inc.	#1	11	12/12/2013	No	C	1271		No			0.11	0.05	0.04	0.01	0.01	0.01						No
Universal Plating Company, Inc.	#1	11	6/20/2013	No	C	1346		No			0.07	0.05	0.04	0.02	0.03	0.01						No
Universal Plating Company, Inc.	#1	11	8/15/2013	No	C	1346		No			0.49	0.05	0.04	0.03	0.01	0.01						No
Universal Plating Company, Inc.	#1	11	4/24/2013	No	C	1415		No	0.02	0.05	1.14	0.05	0.05	0.04	0.01	0.01						No
Universal Plating Company, Inc.	#1	11	2/19/2013	No	C	1570		No			0.99	0.05	0.1	0.06	0.01	0.01						No
Universal Plating Company, Inc.	#1	11	11/21/2013	Yes	C	100		No	0.26	0.24	22.5	0.25	2.01	1.96	0.17	0.03						Yes
Universal Plating Company, Inc.	#1	11	10/10/2013	No	C	1346		No	0.02	0.05	0.57	0.05	0.48	0.23	0.01	0.01						No

**Field's Point
Significant User
Compliance Monitoring Results - 2013**

Company	Sample Location	Category	Sample Date	NBC Sample	Type	Flow	Volume	CDF	Cd	Cr	Cu	Pb	Ni	Zn	Cn	Ag	BOD	TSS	TTO	Total O&G	Other Parameters	Violation
Universal Plating Company, Inc.	#1	11	5/1/2013	Yes	C	1421		No	0.02	0.08	0.08	0.08	0.05	0.06	0.01	0.03						No

***COMPLIANCE MONITORING
RESULTS FOR SIGNIFICANT
INDUSTRIAL USERS***

BUCKLIN POINT

**Bucklin Point
Significant User
Compliance Monitoring Results - 2013**

Company	Sample Location	Category	Sample Date	NBC Sample	Type	Flow	Volume	CDF	Cd	Cr	Cu	Pb	Ni	Zn	Cn	Ag	BOD	TSS	TTO	Total O&G	Other Parameters	Violation		
A.T. Cross Company	#1	59	1/10/2013	No	G			No													2.6		No	
A.T. Cross Company	#1	59	7/18/2013	No	G			No														4		No
A.T. Cross Company	#3	59	10/16/2013	No	G		1500	No		0.005	0.299	0.04	0.01	0.22										No
A.T. Cross Company	#3	59	4/29/2013	Yes	G			No	0.015	0.075	1	0.075	0.05	0.06		0.025								No
A.T. Cross Company	#3	59	8/14/2013	Yes	G			No	0.015	0.075	0.17	0.075	0.05	0.06		0.25								No
A.T. Cross Company	#3	59	4/18/2013	No	G			No		0.005	0.342	0.04	0.01	0.161										No
Accent Plating Company	#1	11	4/1/2013	No	C	3511		No	0.02	0.05	0.27	0.05	0.08	0.47	0.03	0.02								No
Accent Plating Company	#1	11	8/5/2013	No	C	3187		No	0.02		0.08		0.05	0.06	0.01									No
Accent Plating Company	#1	11	12/10/2013	No	C	1800		No	0.02		0.06		0.04	0.03	0.01									No
Accent Plating Company	#1	11	10/1/2013	No	C	3100		No	0.02	0.05	0.06	0.05	0.04	0.01	0.01	0.02								No
Accent Plating Company	#1	11	12/9/2013	Yes	C	2200		No	0.015	0.075	0.844	0.075	0.05	0.158	0.007	0.025								No
Accent Plating Company	#1	11	6/10/2013	No	C	3149		No	0.02		0.42		0.04	0.02	0.05									No
Accent Plating Company	#1	11	5/29/2013	Yes	C	2770		No	0.015	0.075	0.255	0.075	0.05	0.06	0.018	0.025								No
Accent Plating Company	#1	11	2/5/2013	No	C	3411		No	0.02		0.02		0.04	0.03	0.03									No
Angelica Textile Service	#1	25	4/9/2013	No	C	80859		No									421	53			17.75		No	
Angelica Textile Service	#1	25	1/23/2013	Yes	C	30668		No									453.91	42			26.3		No	
Angelica Textile Service	#1	25	2/7/2013	No	C	12596		No									458	51			30.75		No	
Angelica Textile Service	#1	25	12/5/2013	No	C	72481		No									292	35			27.25		No	
Angelica Textile Service	#1	25	10/8/2013	No	C	78091		No									352	20			27.75		No	
Angelica Textile Service	#1	25	8/6/2013	No	C	89909		No									347	38			12.25		No	
Angelica Textile Service	#1	25	7/31/2013	Yes	C	36502		No									347.34	39			4		No	
Angelica Textile Service	#1	25	6/6/2013	No	C	74800		No									376	41			8		No	
Aspen Aerogels Rhode Island, LLC	#1	27	6/5/2013	No	C	11000		No									16900		0.07				No	
Aspen Aerogels Rhode Island, LLC	#1	27	8/22/2013	Yes	C	10000		No									12419.18	140	0.02				No	
Aspen Aerogels Rhode Island, LLC	#1	27	4/2/2013	No	C	11000		No									4920		0.01				No	
Aspen Aerogels Rhode Island, LLC	#1	27	12/4/2013	No	C	10241		No									15400		0.04				No	
Aspen Aerogels Rhode Island, LLC	#1	27	2/20/2013	No	C	10000		No									11900		0.08				No	
Aspen Aerogels Rhode Island, LLC	#1	27	8/2/2013	No	C	11000		No									13600		0.02				No	
Aspen Aerogels Rhode Island, LLC	#1	27	10/2/2013	No	C	1070		No									7080		0.01				No	
Aspen Aerogels Rhode Island, LLC	#1	27	4/1/2013	Yes	C	10000		No									8279.46	134	0.02				No	
Aspen Aerogels Rhode Island, LLC	#3	27	9/3/2013	No	G		1000	No	0.01	0.02	0.102	0.02	0.05	0.107		0.01							No	
Aspen Aerogels Rhode Island, LLC	#3	27	9/3/2013	No	G		2000	No	0.01	0.02	0.102	0.02	0.05	0.107		0.01							No	
Aspen Aerogels Rhode Island, LLC	#3	27	5/1/2013	No	G		2000	No	0.01	0.02	0.35	0.02	0.05	0.24		0.01							No	
Aspen Aerogels Rhode Island, LLC	#3	27	12/1/2013	No	G		2000	No	0.01	0.02	0.065	0.02	0.05	0.088		0.01							No	
Aspen Aerogels Rhode Island, LLC	#3	27	6/3/2013	No	G		2000	No	0.01	0.02	0.145	0.02	0.05	0.183		0.01							No	
Aspen Aerogels Rhode Island, LLC	#3	27	7/1/2013	No	G		2000	No	0.01	0.02	0.193	0.02	0.05	0.095		0.01							No	
Aspen Aerogels Rhode Island, LLC	#3	27	11/1/2013	No	G		2000	No	0.01	0.02	0.144	0.02	0.05	0.197		0.01							No	
Aspen Aerogels Rhode Island, LLC	#3	27	2/28/2013	No	G		2000	No	0.01	0.02	0.249	0.02	0.05	0.322		0.01							No	
Aspen Aerogels Rhode Island, LLC	#3	27	10/1/2013	No	G		2000	No	0.01	0.02	0.18	0.02	0.05	0.104		0.01							No	
Aspen Aerogels Rhode Island, LLC	#4	27	2/28/2013	No	G		1100	No	0.01	0.02	0.249	0.02	0.05	0.322		0.01							No	
Aspen Aerogels Rhode Island, LLC	#4	27	12/1/2013	No	G		11000	No	0.01	0.02	0.02	0.02	0.05	0.05		0.01							No	
Aspen Aerogels Rhode Island, LLC	#4	27	6/3/2013	No	G		11000	No	0.01	0.02	0.02	0.02	0.05	0.05		0.01							No	
Aspen Aerogels Rhode Island, LLC	#4	27	11/1/2013	No	G		11000	No	0.01	0.02	0.02	0.02	0.05	0.05		0.01							No	
Aspen Aerogels Rhode Island, LLC	#4	27	9/3/2013	No	G		1000	No	0.01	0.02	0.02	0.02	0.05	0.05		0.01							No	
Aspen Aerogels Rhode Island, LLC	#4	27	8/1/2013	No	G		11000	No	0.01	0.02	0.02	0.02	0.05	0.05		0.01							No	
Aspen Aerogels Rhode Island, LLC	#4	27	10/1/2013	No	G		11000	No	0.01	0.02	0.02	0.02	0.05	0.05		0.01							No	
Aspen Aerogels Rhode Island, LLC	#4	27	7/1/2013	No	G		11000	No	0.01	0.02	0.02	0.02	0.05	0.05		0.01							No	
Aspen Aerogels Rhode Island, LLC	#4	27	9/3/2013	No	G		11000	No	0.01	0.02	0.02	0.02	0.05	0.05		0.01							No	
Aspen Aerogels Rhode Island, LLC	#4	27	5/1/2013	No	G		1100	No	0.01	0.02	0.02	0.02	0.05	0.05		0.01							No	
Bliss Manufacturing Co., Inc.	#1	11	1/10/2013	Yes	C	621		No	0.015	0.075	0.025	0.075	0.05	0.06	0.033	0.025							No	
Bliss Manufacturing Co., Inc.	#1	11	12/10/2013	Yes	C	793		No	0.015	0.075	0.544	0.075	0.05	0.06		1.74	1.63						Yes	
Bliss Manufacturing Co., Inc.	#1	11	2/12/2013	No	C			No			0.09		0.04		0.03	0.05							No	

**Bucklin Point
Significant User
Compliance Monitoring Results - 2013**

Company	Sample Location	Category	Sample Date	NBC Sample	Type	Flow	Volume	CDF	Cd	Cr	Cu	Pb	Ni	Zn	Cn	Ag	BOD	TSS	TTO	Total O&G	Other Parameters	Violation	
Bliss Manufacturing Co., Inc.	#1	11	12/17/2013	No	G			No							2.2								Yes
Bliss Manufacturing Co., Inc.	#1	11	12/5/2013	No	G			No							0.36								No
Bliss Manufacturing Co., Inc.	#1	11	12/6/2013	No	C	1496		No			0.08		0.04		0.12	0.01							No
Bliss Manufacturing Co., Inc.	#1	11	11/27/2013	No	G			No							1.48								Yes
Bliss Manufacturing Co., Inc.	#1	11	4/15/2013	No	C	606		No	0.02	0.05	0.08	0.05	0.04	0.03	0.19	0.19							No
Bliss Manufacturing Co., Inc.	#1	11	6/5/2013	No	C	1249		No			0.08		0.04		0.29	0.52							Yes
Bliss Manufacturing Co., Inc.	#1	11	6/20/2013	No	C	1122		No							0.26								No
Bliss Manufacturing Co., Inc.	#1	11	6/27/2013	No	C	1496		No							0.08								No
Bliss Manufacturing Co., Inc.	#1	11	7/9/2013	No	C	748		No							0.08								No
Bliss Manufacturing Co., Inc.	#1	11	7/24/2013	No	C			No							0.12								No
Bliss Manufacturing Co., Inc.	#1	11	7/19/2013	No	C	1400		No							0.11								No
Bliss Manufacturing Co., Inc.	#1	11	7/16/2013	Yes	C	0		No	0.015	0.075	0.158	0.075	0.05	0.06	1.58	0.128							Yes
Bliss Manufacturing Co., Inc.	#1	11	8/9/2013	No	C	1406		No			0.13		0.04	0.09	0.24								No
Bliss Manufacturing Co., Inc.	#1	11	10/3/2013	No	C	1533		No	0.02	0.05	0.06	0.05	0.04	0.01	0.08	0.03							No
Bliss Manufacturing Co., Inc.	#2	11	10/3/2013	No	G			No															CN-EPA = 0.01
Bliss Manufacturing Co., Inc.	#2	11	6/5/2013	No	G			No															CN-EPA = 0.02
Bliss Manufacturing Co., Inc.	#2	11	2/12/2013	No	G			No															CN-EPA = 0.82
Bunge North America (East), LLC	#1	34	2/25/2013	Yes	C	27608	27608	No									2	18			4		No
Bunge North America (East), LLC	#1	34	2/15/2013	No	C	58000		No									23	16			1.875		No
Charisma Manufacturing	#1	11	5/6/2013	Yes	G	0		No	0.015	0.075	0.02	0.075	0.223	0.094	0.004	0.025							No
Charisma Manufacturing	#1	11	7/18/2013	Yes	G	0	0	No	0.015	0.075	0.02	0.075	0.3	0.099	0.004	0.025							No
Chemart Company	#1	11	1/8/2013	Yes	C	8400		No	0.015	0.075	0.585	0.075	0.202	0.06	0.004	0.025							No
Chemart Company	#1	11	1/28/2013	No	C	12700		No		0.02	1.28		2.61	0.067	0.02								Yes
Chemart Company	#1	11	12/18/2013	No	C	14202		No		0.02	0.144		0.051	0.05	0.02								No
Chemart Company	#1	11	11/21/2013	No	C	24407		No		0.02	0.42		0.255	0.062	0.02								No
Chemart Company	#1	11	10/24/2013	No	C	21906		No	0.01	0.02	0.059	0.02	0.05	0.05	0.02	0.01							No
Chemart Company	#1	11	9/25/2013	No	C	18705		No		0.02	0.317		0.05	0.175	0.02								No
Chemart Company	#1	11	8/28/2013	Yes	G	0	1	No	0.015	0.075	0.02	0.075	0.05	0.06		0.025							No
Chemart Company	#1	11	8/28/2013	Yes	C	17000		No	0.015	0.075	0.523	0.075	0.214	0.06	0.004	0.025							No
Chemart Company	#1	11	8/22/2013	No	C	21098		No					0.163										No
Chemart Company	#1	11	8/15/2013	No	C	24185		No		0.02	0.032		0.075	0.05	0.02								No
Chemart Company	#1	11	8/8/2013	No	C	17629		No					0.05										No
Chemart Company	#1	11	8/1/2013	No	C	18527		No					0.089										No
Chemart Company	#1	11	7/23/2013	No	C	20186		No		0.02	0.53		8.57	0.068	0.068								Yes
Chemart Company	#1	11	6/25/2013	No	C	16573		No		0.02	0.076		0.05	0.05	0.02								No
Chemart Company	#1	11	5/21/2013	No	C	18600		No		0.02	0.269		0.05	0.093	0.02								No
Chemart Company	#1	11	4/24/2013	No	C	20800		No	0.01	0.02	0.491	0.024	0.262	0.061	0.02	0.01							No
Chemart Company	#1	11	2/14/2013	No	C	15800		No			0.262		0.164										No
Chemart Company	#1	11	2/7/2013	No	C	12900		No			0.184		0.112										No
Chemart Company	#1	11	3/21/2013	No	C	15600		No		0.02	0.25		0.05	0.05	0.02								No
Chemart Company	#1	11	2/27/2013	No	C	15700		No			0.068		0.07										No
Chemart Company	#1	11	2/21/2013	No	C	16200		No		0.02	0.049		0.05	0.05	0.02								No
Chemart Company	#2	11	9/25/2013	No	C	18705		No															CN-EPA = 0.02
Chemart Company	#2	11	11/21/2013	No	C	24407		No															CN-EPA = 0.02
Chemart Company	#2	11	3/21/2013	No	C	15600		No															CN-EPA = 0.02
Chemart Company	#2	11	5/21/2013	No	C	18600		No															CN-EPA = 0.02
Chemart Company	#2	11	1/28/2013	No	C	12700		No															CN-EPA = 0.021
Chemart Company	#2	11	7/23/2013	No	C	20186		No															CN-EPA = 0.075
Cintas Corporation	#1	25	5/14/2013	No	C	69213		No					0.05	0.629		0.018		41	0.13	60.27			No
Cintas Corporation	#1	25	8/22/2013	No	C	78225		No	0.02	0.05	0.11	0.05	0.19	0.4	0.01	0.02	174	91	0.1	9.5			No
Cintas Corporation	#1	25	4/23/2013	No	C	65124		No	0.02	0.05	0.08	0.05	0.04	0.2	0.01	0.01	135.2	12	0.03	41.8			No
Cintas Corporation	#1	25	9/30/2013	Yes	C	0	1	No	0.015	0.075	0.262	0.075	0.062	0.521	0.004	0.025	183.42	56	0.08				No

**Bucklin Point
Significant User
Compliance Monitoring Results - 2013**

Company	Sample Location	Category	Sample Date	NBC Sample	Type	Flow	Volume	CDF	Cd	Cr	Cu	Pb	Ni	Zn	Cn	Ag	BOD	TSS	TTO	Total O&G	Other Parameters	Violation	
Cintas Corporation	#1	25	3/26/2013	No	C	64142		No	0.02	0.05	0.04	0.05	0.04	0.3	0.01	0.01	278.8	55	0.02	25.7		No	
Cintas Corporation	#1	25	9/24/2013	No	C	63353		No	0.02	0.05	0.07	0.05	0.06	0.68	0.01	0.04	194.3	1	0.08	7.8		No	
Cintas Corporation	#1	25	2/26/2013	No	C	59205		No	0.02	0.05	0.04	0.05	0.04	0.27	0.01	0.02	279.9	14	0.08	9.2		No	
Cintas Corporation	#1	25	12/19/2013	No	C	66387		No	0.02	0.05	0.06	0.05	0.14	0.7	0.01	0.01	235.2	11	0.04	6.9		No	
Cintas Corporation	#1	25	5/14/2013	Yes	C	9900		No	0.018	0.063	0.184	0.063			0.015		233					No	
Cintas Corporation	#1	25	10/10/2013	Yes	C	15969		No													16.92	No	
Cintas Corporation	#1	25	10/29/2013	No	C	63970		No	0.02	0.05	0.13	0.05	0.05	0.6	0.01	0.01	205.7	9	0.04	7.9		No	
Cintas Corporation	#1	25	6/25/2013	No	C	78500		No	0.02	0.05	0.1	0.05	0.04	0.15	0.01	0.01	239	28	0.07	13.3		No	
Cintas Corporation	#1	25	7/24/2013	No	C	59529		No	0.02	0.02	0.22	0.05	0.25	0.47	0.01	0.01	222	3.5	0.05	11.4		No	
Cintas Corporation	#1	25	1/30/2013	No	C	55998		No	0.02	0.05	0.05	0.05	0.07	0.46	0.01	0.01	234.7	20	0.05	18.2		No	
Cintas Corporation	#1	25	11/26/2013	No	C	65250		No	0.02	0.05	0.06	0.05	0.05	0.56	0.01	0.01	220.5	14	0.03	8.8		No	
Darlene Group	#1	11	2/2/2013	No	C	374		No	0.004		0.03	0.005	0.007	0.02	0.01								No
Darlene Group	#1	11	3/20/2013	Yes	C	500		No	0.015	0.075	0.029	0.075	0.05	0.06	0.005	0.025							No
Darlene Group	#1	11	4/3/2013	No	C	360		No	0.004	0.005	0.07	0.005	0.009	0.05	0.01	0.05							No
Darlene Group	#1	11	6/5/2013	No	C	277		No	0.006		0.02	0.007	0.032	0.08	0.01								No
Darlene Group	#1	11	8/7/2013	No	C	411		No	0.018		0.77	0.063	0.741	0.14	0.01								No
Darlene Group	#1	11	10/3/2013	No	C	404		No	0.004	0.005	0.12	0.005	0.013	0.03	0.01	0.005							No
Darlene Group	#1	11	11/7/2013	Yes	C	0	1	No	0.015	0.075	0.084	0.075	0.05	0.064	0.004	0.025							No
Darlene Group	#1	11	12/4/2013	No	C	200		No	0.008		0.11	0.012	0.017	0.07	0.01								No
Darlene Group	#2	11	6/5/2013	No	G		10	Yes			0.03	0.005	0.008	0.02									No
Darlene Group	#2	11	12/4/2013	No	G		10	Yes			1.08	0.33	0.005	0.83									No
Denison Acquisition Company, LLC	#1	14	3/27/2013	No	G		1100	No											0.01		6.8	Acetone = 0.01	No
Denison Acquisition Company, LLC	#1	14	3/27/2013	No	G		1100	No											0.01		5.5	Acetone = 0.012	No
Denison Acquisition Company, LLC	#1	14	3/28/2013	No	G		1100	No											0.01		9.7	Acetone = 0.013	No
Denison Acquisition Company, LLC	#1	14	3/27/2013	No	G		1100	No											0.01		4.3	Acetone = 0.014	No
Denison Acquisition Company, LLC	#1	14	8/15/2013	No	G		1100	No											0.1			Acetone = 0.096	No
Denison Acquisition Company, LLC	#1	14	8/13/2013	No	G		1100	No											0.12			Acetone = 0.12	No
Denison Acquisition Company, LLC	#1	14	8/14/2013	No	G		1100	No											0.13			Acetone = 0.13	No
Denison Acquisition Company, LLC	#1	14	7/10/2013	Yes	G		1100	No	0.015	0.075	0.02	0.075	0.05	0.224		0.025	308.83	34	8.01			Acetone = 6.4 N-Amyl Acetate = 0.01 Ethyl Acetate = 0.01 Isopropyl Acetate = 0.01	Yes
Denison Acquisition Company, LLC	#1	14	10/30/2013	No	G		1100	No			0.013			0.281			2800	17	9.35	3.1		Ethyl Acetate = 0.5 Acetone = 6.9 N-Amyl Acetate = 0.25 Methylene Chloride = 1.3 Isopropyl Acetate = 0.5	Yes
Denison Acquisition Company, LLC	#1	14	7/31/2013	No	G		1100	No			0.01			0.104			5200	34	0.94	15		N-Amyl Acetate = 0.005 Acetone = 0.053 Isopropyl Acetate = 0.01 Ethyl Acetate = 0.01 Methylene Chloride = 0.005	No
Denison Acquisition Company, LLC	#1	14	4/30/2013	No	G		1100	No			0.01			0.969			420	12	5.81	3.4		N-Amyl Acetate = 0.005 Acetone = 0.14 Isopropyl Acetate = 0.01 Ethyl Acetate = 0.01 Methylene Chloride = 0.005	Yes
Denison Acquisition Company, LLC	#1	14	1/30/2013	No	G		1100	No			0.01			0.352			1300	21	0.05	72		N-Amyl Acetate = 0.005 Methylene Chloride = 0.005 Isopropyl Acetate = 0.01 Ethyl Acetate = 0.01 Acetone = 0.047	No

**Bucklin Point
Significant User
Compliance Monitoring Results - 2013**

Company	Sample Location	Category	Sample Date	NBC Sample	Type	Flow	Volume	CDF	Cd	Cr	Cu	Pb	Ni	Zn	Cn	Ag	BOD	TSS	TTO	Total O&G	Other Parameters	Violation
Denison Acquisition Company, LLC	#1	14	1/15/2013	Yes	G		1100	No	0.015	0.075	0.248	0.075	0.05	1.44		0.025	2505.4	1068	12.6	348.9	N-Amyl Acetate = 0.1 Isopropyl Acetate = 0.1 Acetone = 6.8 Ethyl Acetate = 0.1	Yes
Denison Acquisition Company, LLC	#1	14	5/28/2013	No	G		1100	No											0.01			No
Denison Acquisition Company, LLC	#1	14	5/29/2013	No	G		1100	No											0.01			No
Denison Acquisition Company, LLC	#1	14	5/30/2013	No	G		1100	No											0.01			No
Denison Acquisition Company, LLC	#1	14	5/31/2013	No	G		1100	No											0.01			No
Eaton Aerospace	#1	11	10/16/2013	No	C			No		0.005	0.01	0.04	0.01	0.207	0.01	0.02				0.18		No
Eaton Aerospace	#1	11	10/15/2013	No	C			No		0.01	0.01	0.04	0.01	0.02	0.01	0.02				0.43		No
Eaton Aerospace	#1	11	10/18/2013	No	C			No	0.004													No
Eaton Aerospace	#1	11	10/17/2013	No	C			No	0.004													No
Eaton Aerospace	#1	11	9/10/2013	Yes	C	15		No	0.015	0.075	0.02	0.075	0.05	0.06	0.01	0.025						No
Eaton Aerospace	#1	11	10/15/2013	No	C			No	0.004													No
Eaton Aerospace	#1	11	10/29/2013	Yes	C	112		No	0.015	0.075	0.02	0.075	0.05	0.06	0.004	0.025						No
Eaton Aerospace	#1	11	10/17/2013	No	C			No		0.005	0.01	0.04	0.01	0.02	0.01	0.02				0.11		No
Eaton Aerospace	#1	11	10/18/2013	No	C			No		0.005	0.01	0.04	0.01	0.02	0.01	0.02				0.11		No
Eaton Aerospace	#1	11	10/16/2013	No	C			No	0.004													No
Ecological Fibers, Inc.	#1	24	10/21/2013	No	C	6993		No		0.01	0.06			0.2			432	6	0		pH = 10.35	No
Ecological Fibers, Inc.	#1	24	7/29/2013	No	C	4510		No		0.005	0.02			0.02			195	15			pH = 10.41	No
Ecological Fibers, Inc.	#1	24	1/7/2013	No	C	9090		No		0.021	0.02			0.27			63	61			pH = 10.95	No
Ecological Fibers, Inc.	#1	24	4/30/2013	No	C	4390		No		0.005	0.02			0.22			171	26	0		pH = 8.98	No
Ecological Fibers, Inc.	#1	24	12/19/2013	No	C			No			0.02			0.05								No
Ecological Fibers, Inc.	#1	24	12/11/2013	Yes	C	5000		No	0.015	0.075	0.06	0.075	0.157	12.18		0.025	448.53	14	0			Yes
Ecological Fibers, Inc.	#1	24	11/14/2013	No	C			No		0.02	0.04			0.04								No
Ecological Fibers, Inc.	#1	24	5/6/2013	Yes	C	2100		No	0.015	0.075	0.029	0.075	0.098	0.573		0.025	374.53	56	0.02			No
Fujifilm Electronic Materials USA, Inc.	#2	22	1/17/2013	Yes	G		630	No	0.015		0.344	0.075					0.025	4244.48	130			No
Fujifilm Electronic Materials USA, Inc.	#2	22	1/17/2013	No	G		630	No		0.028			0.016	0.386					0.08	3.4		No
Fujifilm Electronic Materials USA, Inc.	#2	22	4/9/2013	Yes	G		1550	No	0.015	0.075	0.188	0.075	0.05	0.501		0.025						No
Fujifilm Electronic Materials USA, Inc.	#2	22	5/6/2013	No	G		690	Yes	0.004	0.005	0.032	0.04	0.01	0.061		0.02						No
Fujifilm Electronic Materials USA, Inc.	#2	22	4/9/2013	No	G		1550	No									3600	190	0.02	11		No
Fujifilm Electronic Materials USA, Inc.	#4	22	6/11/2013	No	G			No												2.8		No
Fujifilm Electronic Materials USA, Inc.	#4	22	4/2/2013	No	G			No												2.7		No
Fujifilm Electronic Materials USA, Inc.	#4	22	8/27/2013	No	G			No												1.6		No
General Cable Industries, LLC	#1	27	1/3/2013	No	C	3300		No			0.22	0.05	0.04	0.51			394.2	13		1.675		No
General Cable Industries, LLC	#1	27	2/12/2013	Yes	C			No	0.015	0.075	0.02	0.075	0.05	0.182		0.025	812.96	14		4		No
General Cable Industries, LLC	#1	27	11/7/2013	No	C	2634		No			0.08	0.05	0.04	0.32			316	34		4.775		No
General Cable Industries, LLC	#1	27	12/3/2013	Yes	C	2249		No	0.015	0.075	0.109	0.075	0.05	0.271		0.025	1037.07	12		6.307		No
General Cable Industries, LLC	#1	27	9/6/2013	No	C	3902		No			0.16	0.07	0.04	0.63			612	20		4.825		No
General Cable Industries, LLC	#1	27	7/9/2013	No	C	20028		No			0.04	0.05	0.04	0.26			193	19		3.5		No
General Cable Industries, LLC	#1	27	5/2/2013	No	C	2825		No			0.09	0.05	0.04	0.42			292.5	3		4.75		No
General Cable Industries, LLC	#1	27	3/5/2013	No	C	3815		No			0.9	0.06	0.04	1.11			893	2		3.875		No
General Cable Industries, LLC	#2	27	6/13/2013	No	G			No	0.004	0.005	0.031	0.04	0.01	0.221		0.02	570	22		4.4	pH = 7	No
General Cable Industries, LLC	#2	27	12/9/2013	No	G			No	0.004	0.005	0.026	0.04	0.01	0.26		0.02	2900	25		10	pH = 7.1	No
General Cable Industries, LLC	#2	27	12/20/2013	No	C	21116		No	0.004	0.005	0.048	0.04	0.01	0.424		0.02	780	25				No
General Cable Industries, LLC	#2	27	6/29/2013	No	C		19695	No	0.004	0.014	0.037	0.04	0.01	0.397		0.02	330	40				No
General Cable Industries, LLC	#3	27	12/9/2013	No	G			No	0.004	0.005	0.01	0.04	0.023	0.911		0.02	24	10		2.7	pH = 6.6	No
General Cable Industries, LLC	#3	27	6/13/2013	No	G			No	0.004	0.005	0.012	0.04	0.01	0.482		0.02	6	2		0.5	pH = 6.9	No
General Cable Industries, LLC	#3	27	9/25/2013	No	G			No	0.02	0.05	0.02	0.05	0.04	0.88		0.01	2	1		1.3	pH = 7.02	No
General Cable Industries, LLC	#3	27	5/3/2013	No	G			No	0.02	0.05	0.02	0.05	0.04	0.91		0.04	4	4		6.7	pH = 7.05	No
General Cable Industries, LLC	#3	27	9/6/2013	No	G			No	0.02	0.07	0.02	0.05	0.04	0.97		0.01	2	2		1	pH = 7.94	No
Hord Crystal Corporation	#1	11	10/1/2013	No	G		300	No	0.02	0.05	0.06	0.18	0.09	0.04	0.01	0.03						No

**Bucklin Point
Significant User
Compliance Monitoring Results - 2013**

Company	Sample Location	Category	Sample Date	NBC Sample	Type	Flow	Volume	CDF	Cd	Cr	Cu	Pb	Ni	Zn	Cn	Ag	BOD	TSS	TTO	Total O&G	Other Parameters	Violation	
Hord Crystal Corporation	#1	11	8/1/2013	No	G		190	No			0.07		0.04	0.02								No	
Hord Crystal Corporation	#1	11	7/16/2013	No	G		300	No	0.02	0.05	0.65	0.05	0.04	0.12	0.01	0.01						No	
Hord Crystal Corporation	#1	11	7/16/2013	Yes	G	0	300	No	0.015	0.075	0.677	0.075	0.05	0.108	0.02	0.025						No	
Hord Crystal Corporation	#1	11	6/3/2013	No	G		300	No			0.78		0.04	0.04								No	
Hord Crystal Corporation	#1	11	4/3/2013	No	G		300	No	0.02	0.05	0.06	0.05	0.04	0.01	0.09	0.02						No	
Hord Crystal Corporation	#1	11	2/21/2013	No	G		300	No			0.06		0.05	0.02								No	
Hord Crystal Corporation	#1	11	12/2/2013	No	G		40	No			0.05		0.04	0.01								No	
Hord Crystal Corporation	#1	11	2/21/2013	Yes	G		300	No	0.015	0.075	0.039	0.075	0.05	0.06	0.008	0.025						No	
HP Services, Inc.	#1	11	7/19/2013	No	G		75	No	0.013	0.035	0.042	0.04	0.01	0.03		0.02						No	
HP Services, Inc.	#1	11	10/4/2013	No	G		120	No	0.005	0.016	0.02	0.04	0.01	0.02	0.01	0.02				0.5		No	
HP Services, Inc.	#1	11	9/13/2013	Yes	G	0	65	No	0.015	0.075	0.076	0.102	0.05	0.06	0.01	0.025						No	
HP Services, Inc.	#1	11	1/9/2013	No	G	150	150	No		0.126	0.025		0.035	0.028								No	
HP Services, Inc.	#1	11	7/24/2013	No	G		75	No	0.011			0.04		0.052		0.02						No	
HP Services, Inc.	#1	11	8/8/2013	No	G		100	No	0.013			0.04		0.02		0.02						No	
HP Services, Inc.	#1	11	5/15/2013	Yes	G		200	No	0.015	0.075	0.02	0.075	0.05	0.06	0.068	0.025				4		No	
HP Services, Inc.	#1	11	4/8/2013	No	G		100	No	0.06	0	0.9	0.28	0.9	1.29	0.26	0.19					5.5	No	
HP Services, Inc.	#1	11	8/19/2013	No	G		60	No	0.015			0.04		0.02		0.02						No	
Impco, Inc.	#1	27	10/24/2013	No	C	14990		No			0.02			0.03								VOC = 0.038	No
Impco, Inc.	#1	27	6/12/2013	No	C	6021		No			0.03			0.02								VOC = 0.047	No
Impco, Inc.	#1	27	4/17/2013	No	C	14339		No			0.02			0.02								VOC = 0.062	No
Impco, Inc.	#1	27	12/3/2013	Yes	C	7897		No	0.015	0.075	0.056	0.075	0.05	0.06		0.025			0.05			No	
Impco, Inc.	#1	27	6/12/2013	Yes	C	6021		No	0.015	0.075	0.02	0.075	0.05	0.06		0.025			0.05			No	
Impco, Inc.	#1	27	2/26/2013	No	C	9207		No			0.02			0.02								No	
Impco, Inc.	#1	27	8/28/2013	No	C	11000		No			0.02			0.01								No	
Impco, Inc.	#1	27	12/3/2013	No	C	9409		No			0.05			0.02								No	
Impco, Inc.	#2	27	2/26/2013	No	G		600	Yes			0.18			1.1								VOC = 0.02	No
Impco, Inc.	#3	27	6/12/2013	No	G		600	Yes			0.09			0.19								VOC = 0.01	No
Impco, Inc.	#4	27	10/24/2013	No	G		238	Yes			0.07			0.12								VOC = 0.022	No
Interplex Engineered Products, Inc.	#1	11	6/20/2013	No	C	95668		No			0.03	0.05	0.15		0.08	0.04						No	
Interplex Engineered Products, Inc.	#1	11	6/3/2013	Yes	C	65238		No	0.015	0.075	0.055	0.075	0.55	0.06	0.018	0.025						No	
Interplex Engineered Products, Inc.	#1	11	5/9/2013	No	C	75463		No			0.02	0.05	0.08		0.04	0.01						No	
Interplex Engineered Products, Inc.	#1	11	4/10/2013	No	C	89445		No	0.02	0.05	0.02	0.05	0.13	0.06	0.01	0.01						No	
Interplex Engineered Products, Inc.	#1	11	3/5/2013	No	C	70220		No			0.21	0.05	0.38		0.04	0.02						No	
Interplex Engineered Products, Inc.	#1	11	2/21/2013	No	C	89452		No			0.03	0.05	0.24		0.07	0.03						No	
Interplex Engineered Products, Inc.	#1	11	1/9/2013	No	C	99207		No			0.02	0.05	0.04		0.06	0.14						No	
Interplex Engineered Products, Inc.	#1	11	12/4/2013	No	C	60278		No			0.03	0.06	0.12		0.05	0.01						No	
Interplex Engineered Products, Inc.	#1	11	12/4/2013	Yes	C			No	0.015	0.075	0.02	0.075	0.195	0.06	0.015	0.025						No	
Interplex Engineered Products, Inc.	#1	11	11/6/2013	No	C	70167		No			0.03	0.05	0.15		0.05	0.03						No	
Interplex Engineered Products, Inc.	#1	11	10/2/2013	No	C	76601		No	0.02	0.05	0.03	0.05	0.24	0.01	0.03	0.01						No	
Interplex Engineered Products, Inc.	#1	11	9/4/2013	No	C	86056		No			0.04	0.05	0.48		0.03	0.01						No	
Interplex Engineered Products, Inc.	#1	11	8/6/2013	No	C	81642		No			0.03	0.05	0.21		0.17	0.12						No	
Interplex Engineered Products, Inc.	#1	11	7/9/2013	No	C	88614		No			0.02	0.05	0.14		0.02	0.02						No	
Interplex Engineered Products, Inc.	#2	11	7/9/2013	No	G	88614		No														CN-EPA = 0.01	No
Interplex Engineered Products, Inc.	#2	11	2/21/2013	No	G	89452		No														CN-EPA = 0.01	No
Interplex Engineered Products, Inc.	#2	11	8/6/2013	No	G	81642		No														CN-EPA = 0.03	No
Interplex Engineered Products, Inc.	#2	11	3/5/2013	No	G	70220		No														CN-EPA = 0.04	No
Interplex Engineered Products, Inc.	#2	11	9/4/2013	No	G	86056		No														CN-EPA = 0.04	No
Interplex Engineered Products, Inc.	#2	11	6/20/2013	No	G	95668		No														CN-EPA = 0.04	No
Interplex Engineered Products, Inc.	#2	11	5/9/2013	No	G	75463		No														CN-EPA = 0.04	No
Interplex Engineered Products, Inc.	#2	11	4/10/2013	No	G	89445		No														CN-EPA = 0.04	No
Interplex Engineered Products, Inc.	#2	11	10/2/2013	No	G	76601		No														CN-EPA = 0.05	No
Interplex Engineered Products, Inc.	#2	11	12/4/2013	No	G	60278		No														CN-EPA = 0.05	No

**Bucklin Point
Significant User
Compliance Monitoring Results - 2013**

Company	Sample Location	Category	Sample Date	NBC Sample	Type	Flow	Volume	CDF	Cd	Cr	Cu	Pb	Ni	Zn	Cn	Ag	BOD	TSS	TTO	Total O&G	Other Parameters	Violation		
Interplex Engineered Products, Inc.	#2	11	11/6/2013	No	G	70167		No														CN-EPA = 0.06	No	
Interplex Engineered Products, Inc.	#2	11	1/9/2013	No	G	99207		No															CN-EPA = 0.14	No
J.H. Lynch & Sons, Inc.	#1	40	2/25/2013	Yes	C	3737		No	0.015	0.075	0.02	0.075	0.05	0.06		0.05		16			4	Ammonia = 0.294 As = 0.002 Mo = 0 NO3+NO2 = 0.825 Se = 0 TKN = 0.5	No	
J.H. Lynch & Sons, Inc.	#1	40	3/5/2013	Yes	C	0	1	No	0.015	0.075	0.02	0.075	0.05	0.06		0.025		2			4	As = 0.001 Ammonia = 0.442 Mo = 0 NO3+NO2 = 0.788 Se = 0.001 TKN = 0.5 Fe = 2.316 Al = 0.04	No	
J.H. Lynch & Sons, Inc.	#1	40	12/17/2013	Yes	C	522100		No	0.015	0.084	0.066	0.075	0.05	0.131		0.025		252			4	As = 0.031	No	
J.H. Lynch & Sons, Inc.	#1	40	1/9/2013	No	C	1066000		No	0.003	0.01	0.01	0.01	0.025	0.028		0.005		5			5	PCB = 0	No	
J.H. Lynch & Sons, Inc.	#1	40	6/27/2013	No	C	984500		No	0.025	0.01	0.01	0.01	0.025	0.025		0.005		5			5	PCB = 0	No	
J.H. Lynch & Sons, Inc.	#1	40	8/29/2013	No	C	783500		No	0.003	0.01	0.015	0.01	0.025	0.058		0.005					5.5	PCB = 0	No	
J.H. Lynch & Sons, Inc.	#1	40	7/30/2013	No	G	917600		No	0.003	0.01	0.01	0.01	0.025	0.025		0.005		5			5	PCB = 0	No	
J.H. Lynch & Sons, Inc.	#1	40	3/25/2013	No	C	852900		No	0.006	0.01	0.01	0.01	0.025	0.025		0.005		5			5	PCB = 0	No	
J.H. Lynch & Sons, Inc.	#1	40	4/29/2013	No	C	948960		No	0.005	0.02	0.02	0.02	0.05	0.05		0.01		7			5	PCB = 0	No	
J.H. Lynch & Sons, Inc.	#1	40	5/30/2013	No	G	996900		No	0.005	0.02	0.02	0.02	0.05	0.05		0.01		5			5	PCB = 0	No	
J.H. Lynch & Sons, Inc.	#1	40	12/23/2013	No	C	651200		No	0.003	0.01	0.01	0.01	0.025	0.074		0.005		5			5		No	
J.H. Lynch & Sons, Inc.	#1	40	11/26/2013	No	C	849100		No	0.003	0.01	0.01	0.01	0.025	0.032		0.005		5			5		No	
J.H. Lynch & Sons, Inc.	#1	40	10/30/2013	No	C	797100		No	0.003	0.01	0.01	0.01	0.025	0.025		0.005		5			5		No	
J.H. Lynch & Sons, Inc.	#1	40	9/25/2013	No	C	815000		No	0.003	0.01	0.01	0.01	0.025	0.031		0.005		5			5		No	
J.H. Lynch & Sons, Inc.	#1	40	2/26/2013	No	C	846700		No	0.003	0.01	0.01	0.01	0.025	0.053		0.005		5			5		No	
John H. Collins & Sons Company	#1	27	9/26/2013	No	C	1638		No		0.005	0.01			0.072								1.5		No
John H. Collins & Sons Company	#1	27	3/27/2013	No	C	1227		No		0.005	0.011			0.029								2.2		No
John H. Collins & Sons Company	#1	27	4/3/2013	Yes	C	800		No	0.015	0.075	0.031	0.075	0.05	0.121	0.034	0.122				0.56				No
John H. Collins & Sons Company	#1	27	7/25/2013	No	C	1765		No	0.004	0.005	0.01	0.04	0.01	0.158	0.01	0.02					0.04	1.8		No
John H. Collins & Sons Company	#1	27	11/26/2013	No	C	1877		No		0.005	0.01			0.046								1.8		No
John H. Collins & Sons Company	#1	27	5/28/2013	No	C	1152		No		0.005	0.01			0.032								15		No
John H. Collins & Sons Company	#1	27	11/7/2013	Yes	C	1471		No	0.015	0.075	0.02	0.075	0.05	0.179	0.227	0.038					0.08	6.082		No
John H. Collins & Sons Company	#1	27	1/30/2013	No	C	1227		No	0.004	0.005	0.01	0.04	0.01	0.02	0.01	0.02					0.04	0.5		No
Lincoln Manufacturing, Inc.	#1	22	5/24/2013	No	G		900	No	0.004	0.03	0.11	0.008	0.302	0.58		0.005						0.92		No
Lincoln Manufacturing, Inc.	#1	22	9/26/2013	No	G		900	No														16.7		No
Lincoln Manufacturing, Inc.	#1	22	8/28/2013	No	G		1000	No														520		Yes
Lincoln Manufacturing, Inc.	#1	22	7/26/2013	No	G		900	No	0.004	0.005	0.05	0.005	0.007	0.17		0.005					0.03	1636		Yes
Lincoln Manufacturing, Inc.	#1	22	7/16/2013	No	G		1100	No	0.004	0.005	0.05	0.005	0.007	0.17		0.005					0.03	1636		Yes
Lincoln Manufacturing, Inc.	#1	22	6/11/2013	No	G		900	No	0.004	0.005	0.08	0.005	0.108	0.02		0.005					0.03	2790		Yes
Lincoln Manufacturing, Inc.	#1	22	5/24/2013	Yes	G		900	No														39.08		No
Lincoln Manufacturing, Inc.	#1	22	9/16/2013	Yes	G		900	No														29.57		No
Lincoln Manufacturing, Inc.	#1	22	9/26/2013	No	G		800	No														3.5		No
Lincoln Manufacturing, Inc.	#1	22	10/15/2013	No	G		900	No														68		No
Lincoln Manufacturing, Inc.	#1	22	10/25/2013	No	G		1100	No														51		No
Liquid Blue	#1	23	4/5/2013	No	C		11400	No	0.025	0.025	1.77	0.025		0.19			591	35						Yes
Liquid Blue	#1	23	10/7/2013	No	C		7200	No	0.004	0.005	0.53			0.08			331	32						No
Liquid Blue	#1	23	4/22/2013	No	C		6000	No			0.02													No
Liquid Blue	#1	23	7/9/2013	No	C		10800	No	0.004	0.005	0.02	0.005		0.02			124	62						No

**Bucklin Point
Significant User
Compliance Monitoring Results - 2013**

Company	Sample Location	Category	Sample Date	NBC Sample	Type	Flow	Volume	CDF	Cd	Cr	Cu	Pb	Ni	Zn	Cn	Ag	BOD	TSS	TTO	Total O&G	Other Parameters	Violation	
Liquid Blue	#1	23	5/2/2013	Yes	G	0		No	0.015	0.075	0.02	0.075	0.05	0.06		0.025	10.93	10				No	
Liquid Blue	#1	23	4/23/2013	No	C		9600	No			0.02												No
Liquid Blue	#1	23	4/24/2013	No	C		9600	No			0.03												No
Liquid Blue	#1	23	5/1/2013	No	C		9600	No			0.05												No
Liquid Blue	#1	23	1/7/2013	No	C	17400		No	0.004	0.005	0.02	0.005		0.02			288	8					No
Liquid Blue	#1	23	9/25/2013	Yes	G			No	0.015	0.075	0.02	0.075	0.05	0.06		0.025	20.09	6					No
Liquid Blue	#2	23	11/18/2013	No	C		2500	No			0.03												No
Liquid Blue	#2	23	11/4/2013	No	C		2000	No			0.02												No
Liquid Blue	#2	23	11/1/2013	No	C		3000	No			0.02												No
Liquid Blue	#2	23	10/31/2013	No	C		5000	No			0.04												No
Liquid Blue	#2	23	10/28/2013	No	C		2300	No			3.96												Yes
Liquid Blue	#2	23	10/7/2013	No	C	2500		No	0.004	0.008	7.9			0.28			504	24					Yes
Liquid Blue	#2	23	9/25/2013	Yes	G	0		No	0.015	0.075	0.142	0.075	0.05	0.06		0.025	21.81	8					No
Liquid Blue	#2	23	7/9/2013	No	C		10000	No	0.004	0.005	0.09	0.005		0.07			227	35					No
Liquid Blue	#2	23	5/2/2013	Yes	G	0	0	No	0.015	0.075	0.627	0.075	0.05	0.098		0.025	569.49	18					No
Liquid Blue	#2	23	4/5/2013	No	C		9000	No	0.004	0.005	0.02	0.005		0.02			476	36					No
Liquid Blue	#2	23	1/7/2013	No	C	13000		No	0.004	0.005	0.03	0.005		0.02			120	5					No
Materion Technical Materials, Inc.	#1	11	5/14/2013	No	C	52607		No			0.022	0.04	0.02	0.037	0.01	0.033						TRC = 0.1	No
Materion Technical Materials, Inc.	#1	11	4/3/2013	No	C	55228		No	0.004	0.079	0.056	0.073	0.081	0.276	0.01	0.02						TRC = 0.1	No
Materion Technical Materials, Inc.	#1	11	7/9/2013	No	C	46670		No			0.045	0.04	0.137	0.177	0.03	0.067						TRC = 0.1	No
Materion Technical Materials, Inc.	#1	11	12/3/2013	No	C	43434		No			0.024	0.04	0.084	0.051	0.01	0.02						TRC = 0.1	No
Materion Technical Materials, Inc.	#1	11	11/5/2013	No	C	46514		No			0.032	0.04	0.048	0.036	0.01	0.02						TRC = 0.1	No
Materion Technical Materials, Inc.	#1	11	10/8/2013	No	C	40083		No	0.004	0.03	0.024	0.04	0.023	0.02	0.01	0.02						TRC = 0.1	No
Materion Technical Materials, Inc.	#1	11	2/6/2013	No	C	42200		No			0.026	0.04	0.013	0.036	0.03	0.035						TRC = 0.1	No
Materion Technical Materials, Inc.	#1	11	9/4/2013	No	C	34999		No			0.019	0.04	0.043	0.095	0.01	0.02						TRC = 0.1	No
Materion Technical Materials, Inc.	#1	11	3/5/2013	No	C	52500		No			0.053	0.04	0.081	0.066	0.04	0.02						TRC = 0.1	No
Materion Technical Materials, Inc.	#1	11	1/8/2013	No	C	42700		No			0.041	0.04	0.105	0.02	0.01	0.088						TRC = 0.1	No
Materion Technical Materials, Inc.	#1	11	8/6/2013	No	C	46464		No			0.029	0.04	0.038	0.06	0.02	0.045						TRC = 0.1	No
Materion Technical Materials, Inc.	#1	11	6/4/2013	No	C	43366		No			0.038	0.04	0.018	0.364	0.01	0.075						TRC = 0.1	No
Materion Technical Materials, Inc.	#1	11	1/31/2013	Yes	C	37900		No	0.015	0.153	0.02	0.075	0.132	0.079	0.067	0.042							No
Materion Technical Materials, Inc.	#1	11	1/14/2013	Yes	C	46400		No	0.015	0.075	0.02	0.075	0.05	0.06		0.025							No
Materion Technical Materials, Inc.	#1	11	8/28/2013	Yes	C	53856		No	0.015	0.075	0.023	0.075	0.068	0.06	0.012	0.156							No
Materion Technical Materials, Inc.	#2	11	10/8/2013	No	C	40083		No														CN-EPA = 0.01	No
Materion Technical Materials, Inc.	#2	11	11/5/2013	No	C	46514		No														CN-EPA = 0.03	No
Materion Technical Materials, Inc.	#2	11	3/5/2013	No	C	52500		No														CN-EPA = 0.07	No
Materion Technical Materials, Inc.	#2	11	9/4/2013	No	C	34999		No														CN-EPA = 0.07	No
Materion Technical Materials, Inc.	#2	11	8/6/2013	No	C	46464		No														CN-EPA = 0.07	No
Materion Technical Materials, Inc.	#2	11	7/9/2013	No	C	46670		No														CN-EPA = 0.07	No
Materion Technical Materials, Inc.	#2	11	4/4/2013	No	C	55228		No														CN-EPA = 0.08	No
Materion Technical Materials, Inc.	#2	11	1/8/2013	No	C	42700		No														CN-EPA = 0.1	No
Materion Technical Materials, Inc.	#2	11	2/6/2013	No	C	42200		No														CN-EPA = 0.18	No
Materion Technical Materials, Inc.	#2	11	5/14/2013	No	C	52607		No														CN-EPA = 0.26	No
Materion Technical Materials, Inc.	#2	11	12/3/2013	No	C	43434		No														CN-EPA = 0.29	No
Materion Technical Materials, Inc.	#2	11	6/4/2013	No	C	43366		No														CN-EPA = 0.42	No
Microfibres, Inc.	#1	23	7/16/2013	No	C	2200		No		0.376	0.063		0.05	0.06			270	62		15			No
Microfibres, Inc.	#1	23	9/17/2013	No	C	71100		No									223	162					No
Microfibres, Inc.	#1	23	1/16/2013	No	C	34800		No		0.586	0.097		0.05	0.063			642	464		5			No
Microfibres, Inc.	#1	23	6/3/2013	Yes	C	55300	0	No	0.015	0.623	0.031	0.075	0.05	0.134		0.025	738.63	166		4			No
Microfibres, Inc.	#1	23	12/11/2013	No	C	46700		No									586	94					No
Microfibres, Inc.	#1	23	6/12/2013	No	C	65300		No									422	168					No
Microfibres, Inc.	#1	23	4/10/2013	No	C	58900		No		0.904	0.02		0.05	0.082			429	120		6			No
Microfibres, Inc.	#1	23	10/9/2013	No	C	51000		No		0.481	0.098		0.05	0.088			406	156		6			No

**Bucklin Point
Significant User
Compliance Monitoring Results - 2013**

Company	Sample Location	Category	Sample Date	NBC Sample	Type	Flow	Volume	CDF	Cd	Cr	Cu	Pb	Ni	Zn	Cn	Ag	BOD	TSS	TTO	Total O&G	Other Parameters	Violation
Microfibres, Inc.	#1	23	5/22/2013	No	C	43800		No									477	344				No
Microfibres, Inc.	#1	23	12/12/2013	Yes	C	24900		No	0.015	0.075	0.042	0.075	0.05	0.323		0.025	700.92	278		18.86		No
Microfibres, Inc.	#1	23	3/13/2013	No	C	31200		No									438	194				No
Microfibres, Inc.	#1	23	11/6/2013	No	C	33900		No									1100	346				No
Microfibres, Inc.	#1	23	8/6/2013	No	C	40900		No									342	82				No
Microfibres, Inc.	#1	23	2/12/2013	No	C	43700		No									283	212				No
Murdock Webbing Co., Inc.	#1	23	6/4/2013	No	C	8948		No									1789	190		30.8		No
Murdock Webbing Co., Inc.	#1	23	1/9/2013	Yes	C	5960	0	No	0.015	0.075	0.095	0.075	0.05	0.082		0.025	1085.3	72		51.19		No
Murdock Webbing Co., Inc.	#1	23	9/10/2013	Yes	C			No	0.015	0.075	0.025	0.075	0.05	0.37		0.025	813.5	158		65.25		No
Murdock Webbing Co., Inc.	#1	23	2/6/2013	No	C	12273		No		0.37	0.06			0.21			863.7	95		15.4		No
Murdock Webbing Co., Inc.	#1	23	8/6/2013	No	G	15090		No		0.06	0.24			0.29			1372	84		77		No
Murdock Webbing Co., Inc.	#1	23	4/2/2013	No	C	11708		No		0.05	0.09			0.16			1322	149		120.8		No
Murdock Webbing Co., Inc.	#1	23	12/3/2013	No	C	12116		No									1896	91		121.3		No
Murdock Webbing Co., Inc.	#1	23	10/2/2013	No	C	9931		No		0.05	0.09			0.17			1390	262		32.3		No
Murdock Webbing Co., Inc.	#1	23	8/22/2013	Yes	G	0	1	No	0.015	0.075	0.02	0.075	0.05	0.06		0.025						No
New England Linen Supply, Inc.	#1	25	2/22/2013	No	C	37699		No									304	108		87		No
New England Linen Supply, Inc.	#1	25	4/30/2013	No	C	73326		No									66	18		49		No
New England Linen Supply, Inc.	#1	25	6/4/2013	Yes	C	28873		No									5430	296		82.38		No
New England Linen Supply, Inc.	#1	25	12/19/2013	No	C	68629		No									228	98		26		No
New England Linen Supply, Inc.	#1	25	8/27/2013	No	C	76124		No									44	52		14		No
New England Linen Supply, Inc.	#1	25	10/29/2013	Yes	C	52734		No									1287.18	276		180.4		Yes
New England Linen Supply, Inc.	#1	25	10/21/2013	No	C	75301		No									61	30		52		No
New England Linen Supply, Inc.	#1	25	6/4/2013	No	C	69908		No									500	340		40		No
Osram Sylvania, Inc.	#1	27	1/2/2013	No	G		2625	No		0.186	0.158	0.02	0.631	0.087						31		No
Osram Sylvania, Inc.	#1	27	4/17/2013	No	G		2625	No		0.135	0.082	0.02	0.439	0.058						26		No
Osram Sylvania, Inc.	#1	27	10/1/2013	No	G		3281	No		0.063	0.068	0.02	0.164	0.05						7		No
Osram Sylvania, Inc.	#1	27	7/19/2013	No	G		2625	No		0.109	0.8	0.02	0.36	0.097						34		No
Osram Sylvania, Inc.	#1	27	10/1/2013	Yes	G			No	0.015	0.075	0.059	0.075	0.154	0.06		0.025				7.722		No
Osram Sylvania, Inc.	#1	27	4/17/2013	Yes	G		2625	No	0.015							0.025						No
Pawtucket Power Associates	#1	16	7/24/2013	Yes	C	1658		No	0.015	0.075				0.064		0.025						No
Pawtucket Power Associates	#1	16	4/3/2013	No	C	3951		No	0.004	0.005	0.04	0.006	0.005	0.04						2		No
Pawtucket Power Associates	#1	16	7/24/2013	No	C	1658		No			0.17	0.011	0.022							4.75		No
Pawtucket Power Associates	#3	16	7/24/2013	Yes	G	700		No				0.075	0.05	0.06		0.025						No
Pawtucket Power Associates	#3	16	7/17/2013	No	G	5200		No	0.004	0.005	0.02	0.005	0.005	0.02								No
Pawtucket Power Associates	#3	16	12/2/2013	Yes	G	15		No				0.075	0.05	0.06		0.025						No
Pawtucket Power Associates	#3	16	12/2/2013	No	G			No	0.004		0.02											No
Pawtucket Power Associates	#3	16	12/2/2013	No	G	7600		No		0.005												No
Pawtucket Power Associates	#3	16	7/24/2013	No	G	700		No	0.004	0.005	0.02											No
Pawtucket Power Associates	#4	16	7/24/2013	Yes	C	16500		No	0.015		0.033	0.075				0.025						No
Pawtucket Power Associates	#4	16	12/2/2013	No	C	14100		No	0.004	0.007	0.04											No
Pawtucket Power Associates	#4	16	12/2/2013	Yes	C	13900		No				0.075	0.05	0.06		0.025						No
Pawtucket Power Associates	#4	16	7/24/2013	No	C	16500		No		0.008			0.015	0.03								No
Pawtucket Power Associates	#4	16	7/18/2013	No	C	9100		No	0.004	0.005	0.04	0.008	0.01	0.03								No
Pawtucket Power Associates	#5	16	12/16/2013	No	G		1000	No	0.004	0.005	0.05	0.005	0.005	0.02						2		No
Precision Dermatology	#1	14	7/10/2013	No	G		784	No									410	26	0.53	12	Acetone = 0.062 Ethyl Acetate = 0.05 Isopropyl Acetate = 0.05 Methylene Chloride = 0.005 N-Amyl Acetate = 0.025	No

**Bucklin Point
Significant User
Compliance Monitoring Results - 2013**

Company	Sample Location	Category	Sample Date	NBC Sample	Type	Flow	Volume	CDF	Cd	Cr	Cu	Pb	Ni	Zn	Cn	Ag	BOD	TSS	TTO	Total O&G	Other Parameters	Violation
Summit Manufacturing Corporation	#1	11	1/14/2013	Yes	C	8378		No	0.015	0.094	0.758	0.075	0.107	0.06	0.016	0.025						No
Summit Manufacturing Corporation	#1	11	1/30/2013	No	C	9799		No		1.36	0.51		0.081	0.033								No
Tanury Industries	#1	11	8/29/2013	No	C	55960		No		0.025	0.12		0.223	0.02	0.01	0.011					TRC = 0.02	No
Tanury Industries	#1	11	7/31/2013	No	C	44760		No	0.004	0.067	0.31	0.005	1.15	0.03	0.01	0.066					TRC = 0.03	No
Tanury Industries	#1	11	10/31/2013	No	C	44900		No		0.022	0.33		0.501	0.02	0.03	0.06					TRC = 0.04	No
Tanury Industries	#1	11	3/28/2013	No	C	54030		No		0.175	0.16		0.208	0.11	0.02	0.026					TRC = 0.04	No
Tanury Industries	#1	11	11/21/2013	No	C	53200		No		0.033	0.17		0.279	0.02	0.04	0.212					TRC = 0.12	No
Tanury Industries	#1	11	12/30/2013	No	C	45750		No		0.011	0.28		0.246	0.02	0.01	0.035					TRC = 0.12	No
Tanury Industries	#1	11	2/28/2013	No	C	43600		No		0.133	0.09		0.279	0.04	0.01	0.016					TRC = 0.12	No
Tanury Industries	#1	11	9/30/2013	No	C	43900		No		0.151	0.28		0.375	0.02	0.01	0.043					TRC = 1.83	No
Tanury Industries	#1	11	4/30/2013	No	C	39620		No		0.341	0.32		0.408	0.06	0.01	0.056					TRC = 2.31	No
Tanury Industries	#1	11	6/27/2013	No	C	50540		No		0.013	0.11		0.24	0.06	0.01	0.144					TRC = 5.35	No
Tanury Industries	#1	11	1/30/2013	No	C	40630		No	0.004	0.018	0.26	0.008	0.478	0.07	0.02	0.04					TRC = 6.8	No
Tanury Industries	#1	11	5/30/2013	No	C	43830		No		0.145	0.19		0.35	0.03	0.01	0.005					TRC = 7.01	No
Tanury Industries	#1	11	10/23/2013	No	C	55460		No			0.16		0.248									No
Tanury Industries	#1	11	11/8/2013	No	C	52780		No					0.21			0.028						No
Tanury Industries	#1	11	11/15/2013	No	C	67500		No					0.235			0.031						No
Tanury Industries	#1	11	12/16/2013	Yes	C	27420		No	0.015	0.465	0.298	0.075	0.386	0.06	0.06	0.025						No
Tanury Industries	#1	11	1/16/2013	No	C	49300		No								0.02						No
Tanury Industries	#1	11	1/24/2013	No	C	47540		No								0.042						No
Tanury Industries	#1	11	2/8/2013	No	C	25550		No								0.059						No
Tanury Industries	#1	11	3/11/2013	Yes	C	29640		No	0.015	0.34	0.196	0.075	0.294	0.06	0.008	0.025						No
Tanury Industries	#1	11	10/10/2013	Yes	C	34610		No	0.015	0.202	0.925	0.075	2.56	0.082	0.019	0.036						Yes
Tanury Industries	#2	11	7/31/2013	No	G	44760	200	Yes			3.43		4.42	0.92								No
Tanury Industries	#2	11	8/29/2013	No	G	55960	300	Yes			6.7		6.83	0.98								No
Tanury Industries	#2	11	9/30/2013	No	G	43900	300	Yes			3.17		3.4	0.29								No
Tanury Industries	#2	11	10/31/2013	No	G	44900	300	Yes			7.2		5.01	1.66								No
Tanury Industries	#2	11	11/21/2013	No	G	52300	300	Yes			1		2.36	0.15								No
Tanury Industries	#2	11	12/30/2013	No	G	45750	300	Yes			4.2		6.67	1.12								No
Tanury Industries	#2	11	1/30/2013	No	G	40630	200	Yes			2.9		4.02	1.48								No
Tanury Industries	#2	11	2/28/2013	No	G	43600	200	Yes			19.8		17.7	7.58								No
Tanury Industries	#2	11	3/28/2013	No	G	54030	200	Yes			1.3		3.48	0.2								No
Tanury Industries	#2	11	4/30/2013	No	G	39620	200	Yes			3.92		3.35	2								No
Tanury Industries	#2	11	5/30/2013	No	G	43830	300	Yes			8.045		10.07	1.34								No
Tanury Industries	#2	11	6/27/2013	No	G	50540	200	Yes			3.42		5.25	0.51								No
Tanury Industries	#3	11	11/21/2013	No	G	52300	100	Yes			20		7.49	0.16								No
Tanury Industries	#3	11	12/30/2013	No	G	45750	100	Yes			2.8		4.7	0.27								No
Tanury Industries	#3	11	10/31/2013	No	G	44900	100	Yes			8.65		11.8	0.09								No
Tanury Industries	#3	11	7/31/2013	No	G	44760	100	Yes			11		1.03	0.02								No
Tanury Industries	#3	11	3/28/2013	No	G	54030	100	Yes			11.2		1.05	0.1								No
Tanury Industries	#3	11	4/30/2013	No	G	39620	100	Yes			9.7		1.47	0.1								No
Tanury Industries	#3	11	2/28/2013	No	G	43600	100	Yes			0.47		0.579	0.1								No
Tanury Industries	#3	11	9/30/2013	No	G	43900	100	Yes			3.45		3.08	0.02								No
Tanury Industries	#3	11	6/27/2013	No	G	50540	100	Yes			9		1.68	0.14								No
Tanury Industries	#3	11	1/30/2013	No	G	40630	100	Yes			0.37		0.946	0.4								No
Tanury Industries	#3	11	8/29/2013	No	G	55960	100	Yes			12.8		11	0.05								No
Tanury Industries	#4	11	10/31/2013	No	G	210		No												0.42		No
Tanury Industries	#4	11	9/30/2013	No	G	3170		No												0.58		No
Tanury Industries	#4	11	8/29/2013	No	G	870		No												0.44		No
Tanury Industries	#4	11	7/31/2013	No	G	970		No												0.57		No
Tanury Industries	#4	11	5/30/2013	No	C	620		No												0.24		No
Tanury Industries	#4	11	4/30/2013	No	G	3810		No												0.12		No

**Bucklin Point
Significant User
Compliance Monitoring Results - 2013**

Company	Sample Location	Category	Sample Date	NBC Sample	Type	Flow	Volume	CDF	Cd	Cr	Cu	Pb	Ni	Zn	Cn	Ag	BOD	TSS	TTO	Total O&G	Other Parameters	Violation	
Tanury Industries	#4	11	3/28/2013	No	G	4130		No											0.11			No	
Tanury Industries	#4	11	2/28/2013	No	G	4360		No											0.22			No	
Tanury Industries	#4	11	1/30/2013	No	G	1770		No											0			No	
Tanury Industries	#4	11	12/30/2013	No	G	130		No											1.02			No	
Tanury Industries	#4	11	11/21/2013	No	G	4370		No											0.84			No	
Tanury Industries	#5	11	2/28/2013	No	G	43600		No														CN-EPA = 0.01	No
Tanury Industries	#5	11	9/30/2013	No	G	43900		No														CN-EPA = 0.01	No
Tanury Industries	#5	11	8/29/2013	No	G	55960		No														CN-EPA = 0.01	No
Tanury Industries	#5	11	6/27/2013	No	G	50540		No														CN-EPA = 0.01	No
Tanury Industries	#5	11	7/31/2013	No	G	44760		No														CN-EPA = 0.01	No
Tanury Industries	#5	11	12/30/2013	No	G	45750		No														CN-EPA = 0.02	No
Tanury Industries	#5	11	5/30/2013	No	G	43830		No														CN-EPA = 0.03	No
Tanury Industries	#5	11	10/31/2013	No	G	44900		No														CN-EPA = 0.03	No
Tanury Industries	#5	11	4/30/2013	No	G	39620		No														CN-EPA = 0.04	No
Tanury Industries	#5	11	3/28/2013	No	G	54030		No														CN-EPA = 0.04	No
Tanury Industries	#5	11	11/21/2013	No	G	53200		No														CN-EPA = 0.06	No
Tanury Industries	#5	11	1/30/2013	No	G	40630		No														CN-EPA = 0.12	No
Tanury Industries PVD, Inc.	#1	11	4/29/2013	Yes	G	0	400	No	0.01	0.213				0.443			0.015						No
Tanury Industries PVD, Inc.	#1	11	11/25/2013	Yes	C	0	1	No	0.015	0.377	5.15	0.075	1.2	1.11	0.021	0.025							Yes
Tanury Industries PVD, Inc.	#1	11	4/29/2013	No	G	0	400	No			2.295	0.044	2.564		0.021								Yes
Tedor Pharma Inc.	#1	14	12/19/2013	No	G		1151	No											0.49			Acetone = 0.05 Methylene Chloride = 0.05	No
Tedor Pharma Inc.	#1	14	9/4/2013	No	G		598	No											0.26			Acetone = 0.052	No
Tedor Pharma Inc.	#1	14	3/8/2013	No	G		327	No														Acetone = 0.073	No
Tedor Pharma Inc.	#1	14	9/24/2013	No	G		10	No											0.07			Acetone = 0.1	No
Tedor Pharma Inc.	#1	14	9/23/2013	No	G	598		No														Acetone = 0.2	No
Tedor Pharma Inc.	#1	14	9/27/2013	No	G		175	No											0.26			Acetone = 0.22	No
Tedor Pharma Inc.	#1	14	12/4/2013	No	G		3493	No											0.28			Acetone = 0.25 Methylene Chloride = 0.05	No
Tedor Pharma Inc.	#1	14	3/1/2013	No	G		20	No														Acetone = 0.32	No
Tedor Pharma Inc.	#1	14	3/15/2013	No	G		254	No														Acetone = 0.34	No
Tedor Pharma Inc.	#1	14	8/14/2013	No	G		1537	No											0.53			Acetone = 0.5	No
Tedor Pharma Inc.	#1	14	11/22/2013	No	G		365	No											0.86			Acetone = 0.58 Methylene Chloride = 0.05	No
Tedor Pharma Inc.	#1	14	3/22/2013	No	G		158	No														Acetone = 0.67	No
Tedor Pharma Inc.	#1	14	11/6/2013	No	G		913	No											1.47			Acetone = 1.4 Methylene Chloride = 0.05	No
Tedor Pharma Inc.	#1	14	7/10/2013	Yes	G		561	No		0.075		0.075	0.05			0.025			3.81			Acetone = 3.6	Yes
Tedor Pharma Inc.	#1	14	1/2/2013	Yes	G		880	No	0.015	0.075		0.075	0.05			0.025						Acetone = 7.1 N-Amyl Acetate = 0.01 Ethyl Acetate = 0.01 Isopropyl Acetate = 0.01	Yes
Tedor Pharma Inc.	#1	14	1/25/2013	No	G		1524	No														Acetone = 7.4	Yes
Tedor Pharma Inc.	#1	14	7/10/2013	No	G		561	No	0.002		0.018			0.44			660	10		1		Ethyl Acetate = 0.05 Isopropyl Acetate = 0.05 N-Amyl Acetate = 0.025 Methylene Chloride = 0.11	No
Tedor Pharma Inc.	#1	14	10/17/2013	No	G		784	No	0.002		0.2			0.28			510	9	2.17	1.8		Isopropyl Acetate = 0.01 Ethyl Acetate = 0.01 Acetone = 2.1 N-Amyl Acetate = 0.005 Methylene Chloride = 0.01	Yes

**Bucklin Point
Significant User
Compliance Monitoring Results - 2013**

Company	Sample Location	Category	Sample Date	NBC Sample	Type	Flow	Volume	CDF	Cd	Cr	Cu	Pb	Ni	Zn	Cn	Ag	BOD	TSS	TTO	Total O&G	Other Parameters	Violation		
Tedor Pharma Inc.	#1	14	9/23/2013	Yes	G		598	No	0.015	0.075	0.212	0.075	0.05	0.856		0.025	274.38	25	0.32	4	Isopropyl Acetate = 0.1 Methylene Chloride = 0.05 N-Amyl Acetate = 0.1 Ethyl Acetate = 0.1	No		
Tedor Pharma Inc.	#1	14	1/2/2013	No	G		880	No			0.28			0.22			280	18	0.04	2.9	Methylene Chloride = 0.05	No		
Tedor Pharma Inc.	#1	14	4/12/2013	No	G		383	No	0.002		0.26			0.23			200	22	0.91	2.2	N-Amyl Acetate = 0.005 Methylene Chloride = 0.1 Isopropyl Acetate = 0.01 Ethyl Acetate = 0.01 Acetone = 0.88	No		
Teknicote, Inc. (Cumberland)	#1	11	3/25/2013	Yes	G		900	No				0.075	0.05	0.06		0.025							No	
Teknicote, Inc. (Cumberland)	#1	11	3/7/2013	No	G		800	No		0.05	0.14		0.04	0.34										No
Teknicote, Inc. (Cumberland)	#1	11	1/31/2013	No	G		800	No						0.08										No
Teknicote, Inc. (Cumberland)	#1	11	1/18/2013	No	G		800	No	0.02	0.05	0.21	0.08	0.06	0.59	0.04	0.01								No
Teknicote, Inc. (Cumberland)	#1	11	11/13/2013	No	G		800	No		0.06	0.03			0.04	0.18									No
Teknicote, Inc. (Cumberland)	#1	11	9/30/2013	No	G		800	No			0.04		0.07	0.17	0.01									No
Teknicote, Inc. (Cumberland)	#1	11	9/30/2013	Yes	G		800	No	0.015	0.075	0.024	0.075	0.05	0.154	0.019	0.025								No
Teknicote, Inc. (Cumberland)	#1	11	9/4/2013	No	G		800	No		0.11	0.02		0.07	0.04										No
Teknicote, Inc. (Cumberland)	#1	11	5/8/2013	No	G		800	No		0.05	0.03		0.04	0.07										No
Teknicote, Inc. (Cumberland)	#1	11	3/25/2013	No	G		800	No	0.015	0.075	0.02				0.011									No
Teknicote, Inc. (Cumberland)	#1	11	7/3/2013	No	G		800	No	0.02	0.12	0.04	0.05	0.04	0.08	0.01	0.01								No
Teknicote, Inc. (Cumberland)	#2	11	7/3/2013	No	G		10	No													973.9			Yes
Teknicote, Inc. (Cumberland)	#2	11	9/9/2013	No	G		25	No													35.5			No
Teknicote, Inc. (Cumberland)	#2	11	9/3/2013	No	G		25	No													38.2			No
Teknicote, Inc. (Cumberland)	#2	11	8/26/2013	No	G		25	No													31.7			No
Teknicote, Inc. (Cumberland)	#2	11	7/17/2013	No	G		10	No													2468			Yes
Teknicote, Inc. (Cumberland)	#2	11	8/12/2013	No	G		25	No													98.4			No
Teknicote, Inc. (Cumberland)	#2	11	8/20/2013	No	G		25	No													53.1			No
Tiffany and Company	#1	15	8/12/2013	No	C	1489		No			0.03					0.02								No
Tiffany and Company	#1	15	10/10/2013	No	C	1060		No	0.02	0.05	0.03	0.05	0.04	0.01	0.01	0.02								No
Tiffany and Company	#1	15	12/10/2013	No	C	1686		No			0.05					0.02								No
Tiffany and Company	#1	15	12/18/2013	Yes	C			No	0.015	0.075	0.06	0.075	0.05	0.06	0.004	0.025								No
Tiffany and Company	#1	15	6/19/2013	No	C	1892		No			0.02					0.03								No
Tiffany and Company	#1	15	2/18/2013	No	C	753		No			0.03					0.01								No
Tiffany and Company	#1	15	5/15/2013	Yes	C	363		No	0.015	0.075	0.02	0.075	0.05	0.06	0.005	0.025								No
Tiffany and Company	#1	15	4/17/2013	No	C	747		No	0.02	0.05	0.02	0.05	0.04	0.04	0.01	0.02								No
Tiffany and Company	#2	15	10/10/2013	No	G			No													59.3			No
Truex, Inc.	#1	11	10/4/2013	No	C	2094		No	0.02	0.05	0.17	0.05	0.05	0.14	0.01	0.01					7.7			No
Truex, Inc.	#1	11	12/11/2013	Yes	C	2693		No	0.015	0.075	0.288	0.075	0.05	0.38	0.007	0.025								No
Truex, Inc.	#1	11	12/10/2013	No	C	3516		No			0.16			0.04	0.22						3.6			No
Truex, Inc.	#1	11	2/7/2013	No	C	3516		No			0.29			0.04	0.3						9.6			No
Truex, Inc.	#1	11	6/6/2013	No	C	2169		No			0.93			0.04	0.58						17.4			No
Truex, Inc.	#1	11	8/6/2013	No	C	2768		No			0.24			0.14	0.14						7.1			No
Truex, Inc.	#1	11	4/9/2013	No	C	4114		No	0.02	0.05	0.14	0.05	0.04	0.19	0.01	0.02					8.4			No
Truex, Inc.	#1	11	6/6/2013	Yes	C	2169		No	0.015	0.075	1.185	0.075	0.05	0.722	0.004	0.025								No
Truex, Inc.	#2	11	6/6/2013	No	G		25	No													1			No
Truex, Inc.	#2	11	12/10/2013	No	G		100	No													2.9			No
Vital Diagnostics, Inc.	#1	22	4/11/2013	Yes	G	0	25	No	0.015	0.075	0.02	0.075	0.05	0.06		0.025				0.01				No
Vital Diagnostics, Inc.	#1	22	4/10/2013	No	G	25		No			0.03	0.005		0.02							0			No
Vital Diagnostics, Inc.	#1	22	10/18/2013	No	G		50	No			0.02	0.01		0.02							0			No
Vital Diagnostics, Inc.	#1	22	10/18/2013	No	G		25	No			0.02	0.01		0.02							0			No
Vital Diagnostics, Inc.	#1	22	10/23/2013	Yes	G	0	40	No	0.015	0.075	0.02	0.075	0.05	0.06		0.025				0.01				No

ATTACHMENT VOLUME II

SECTION 6

***COMPLIANCE MONITORING
RESULTS FOR NON-SIGNIFICANT
USERS***

COMPLIANCE MONITORING LEGEND

Parameter Legend

Cd = Cadmium

Cr = Chromium

Cu = Copper

Pb = Lead

Ni = Nickel

Ag = Silver

Zn = Zinc

CN = Cyanide

Hg = Mercury

Mo = Molybdenum

As = Arsenic

Sn = Tin

VOC = Volatile Organic Compounds

Se = Selenium

O & G = Oil and Grease

BOD = Biochemical Oxygen Demand

TSS = Total Suspended Solids

TTO = Total Toxic Organics

TRC = Total Residual Chlorine

Sample Legend

C = Composite Sample

G = Grab Sample

CDF = Concentrated Discharge Formula

Category # Refers to Users Category Number Specified in Chapter III

***COMPLIANCE MONITORING
RESULTS FOR NON-SIGNIFICANT
USERS***

FIELD'S POINT

**Field's Point
Non-Significant User
Compliance Monitoring Results - 2013**

Company	Sample Location	Category	Sample Date	NBC Sample	Type	Flow	Volume	CDF	Cd	Cr	Cu	Pb	Ni	Zn	Cn	Ag	BOD	TSS	TTO	Total O&G	Other Parameters	Violation		
1302 Marketplace	#1	82	8/19/2013	No	G			No													7		No	
1302 Marketplace	#1	82	5/13/2013	No	G			No														94		No
A & H Manufacturing Company	#1	24	1/11/2013	No	C	78675		No		0.02	0.232			0.082										No
A & H Manufacturing Company	#1	24	10/11/2013	No	C			No		0.02	0.102			0.059										No
A & H Manufacturing Company	#1	24	10/4/2013	No	C			No		0.02	0.128			0.058										No
A & H Manufacturing Company	#1	24	9/27/2013	No	C			No		0.02	0.38			0.086										No
A & H Manufacturing Company	#1	24	9/25/2013	No	C			No		0.02	0.36			0.088										No
A & H Manufacturing Company	#1	24	9/20/2013	No	C			No		0.02	1.54			0.182										Yes
A & H Manufacturing Company	#1	24	9/13/2013	No	C			No		0.02	0.424			0.117										No
A & H Manufacturing Company	#1	24	9/6/2013	No	C			No		0.02	0.173			0.074										No
A & H Manufacturing Company	#1	24	8/30/2013	No	C			No		0.02	8.66			2.39										Yes
A & H Manufacturing Company	#1	24	8/14/2013	No	C			No		0.02	0.615			0.156										No
A & H Manufacturing Company	#1	24	7/10/2013	No	C			No		0.02	1.53			0.295										Yes
A & H Manufacturing Company	#2	24	1/10/2013	No	G			No												0.03				No
A & H Manufacturing Company	#2	24	7/9/2013	No	G			No												0.04				No
A Duie Pyle, Inc.	#1	37	10/25/2013	No	G		1000	No														6		No
AAA - Warehouse & Fleet Operations	#1	37	10/1/2013	No	G		100	No														5		No
AAA - Warehouse & Fleet Operations	#1	37	4/1/2013	No	G		50	No														15		No
ACME Tackle Company	#1	21	2/1/2013	No	G	374		No	0.02		0.06	0.05		0.08										No
ACME Tackle Company	#1	21	8/14/2013	No	G	224		No	0.02		0.18	0.06		0.4										No
Advanced Catering	#1	85	4/4/2013	No	G			No														11.9		No
Advanced Catering	#1	85	10/8/2013	No	G			No														16.3		No
Aesthetic Dental Center of RI	#1	94	1/15/2013	No	G			No								0.005								No
Aesthetic Dental Center of RI	#1	94	7/1/2013	No	G			No								0.023								No
Al-Jac Produce	#1	81	10/22/2013	No	G			No									469	1600						No
Al-Jac Produce	#1	81	11/13/2013	No	G			No									604	856						No
Al-Jac Produce	#1	81	11/13/2013	No	G			No									298	164						No
Al-Jac Produce	#1	81	6/6/2013	No	G			No									136	455						No
Al-Jac Produce	#1	81	6/6/2013	No	G			No									162	434						No
Al-Jac Produce	#1	81	7/11/2013	Yes	C	299		No									7500.8	20333.3						No
Al-Jac Produce	#1	81	10/22/2013	No	G			No									515	190						No
Al-Jac Produce	#1	81	3/6/2013	No	G			No									549	1740						No
Al-Jac Produce	#1	81	3/6/2013	No	G			No									483	2410						No
Al-Jac Produce	#1	81	3/6/2013	Yes	C	411		No									3960	1296						No
Alpine Auto Body, Inc.	#1	97	1/15/2013	No	G			No			0.03	0.05	0.04	0.13								1.2		No
Alpine Auto Body, Inc.	#1	97	7/31/2013	No	G			No			0.03	0.05	0.04	0.17								1.8		No
Antonelli Poultry	#1	81	7/17/2013	No	G			No														3		No
Antonelli Poultry	#1	81	1/25/2013	No	C			No									6	3.3				4.4		No
Armando and Sons # 2 Inc.	#1	82	8/30/2013	No	G			No														8		No
AS220	#1	99	10/31/2013	No	G			No									0.08							No
AS220	#1	99	4/24/2013	No	G	10		No									0.01							No
AS220 - Print Shop	#1	24	10/25/2013	No	G			No		0.05	0.17	0.01												No
AS220 - Print Shop	#1	24	4/25/2013	No	G	10		No		0.05	0.04	0.05												No
AS220 - Print Shop	#2	24	10/25/2013	No	G			No		0.05	0.04			0.005										No
AS220 - Print Shop	#2	24	4/25/2013	No	G	10		No		0.05	0.06			0.03										No
AS220 - Print Shop	#3	24	10/24/2013	No	G			No	0.02	0.05	0.13	0.05	0.04	0.58		0.04								No
Asian Star Market, Inc.	#1	81	1/18/2013	No	G			No														1		No

**Field's Point
Non-Significant User
Compliance Monitoring Results - 2013**

Company	Sample Location	Category	Sample Date	NBC Sample	Type	Flow	Volume	CDF	Cd	Cr	Cu	Pb	Ni	Zn	Cn	Ag	BOD	TSS	TTO	Total O&G	Other Parameters	Violation	
Asian Star Market, Inc.	#1	81	7/10/2013	No	G			No												12.6		No	
Atamian Manufacturing Corp.	#1	21	7/25/2013	No	G			No	0	0	0.09	0.01	0.01	0.11	0	0.048						No	
Atamian Manufacturing Corp.	#1	21	1/16/2013	No	G		150	No	0	0	0.08	0.01	0	0.06	0	0.313						No	
Atwood Car Wash	#1	97	10/18/2013	No	G			No												9.4		No	
Atwood Car Wash	#1	97	4/19/2013	No	G			No												14.3		No	
Avalon Bay - Center Place	#2	89	10/11/2013	No	G			No	0.01	0.02	0.02	0.02	0.05	0.1		0.01						pH = 8.73	No
Avalon Bay - Center Place	#1	89	4/3/2013	No	G			No												1		No	
Avalon Bay - Center Place	#1	89	10/11/2013	No	G			No												5		No	
B. Deltoro & Sons, Inc.	#1	81	7/18/2013	No	C	13913		No									1290	886				No	
B. Deltoro & Sons, Inc.	#1	81	1/25/2013	No	C	6657		No									336	1670				No	
B. Deltoro & Sons, Inc.	#1	81	12/19/2013	Yes	C	9100		No									4957.7	6530				No	
B. Deltoro & Sons, Inc.	#1	81	3/21/2013	Yes	C	8153	0	No									4112.2	5562				No	
B. Deltoro & Sons, Inc.	#1	81	10/28/2013	No	C	18251		No									254	1090				No	
B. Deltoro & Sons, Inc.	#1	81	4/29/2013	No	C	13015		No									1880	2360				No	
Baffoni's Poultry Farm	#1	81	12/11/2013	No	G			No												5		No	
Baffoni's Poultry Farm	#1	81	1/16/2013	No	G			No												9		No	
Baffoni's Poultry Farm	#1	81	5/15/2013	No	G			No												31		No	
Bagel Express	#1	81	1/25/2013	No	G			No												1		No	
Bagel Express	#1	81	7/19/2013	No	G			No												1		No	
Barbara Mancini Cavicchio DDS	#1	94	10/23/2013	No	G			No								0.126						No	
Barbara Mancini Cavicchio DDS	#1	94	4/30/2013	No	G			No								0.088						No	
Bj's Wholesale Club	#1	82	9/19/2013	No	G			No												268		Yes	
Bj's Wholesale Club	#1	82	3/28/2013	No	G			No												92.3		No	
Bj's Wholesale Club	#1	82	5/24/2013	No	G			No												21.7		No	
Bj's Wholesale Club	#1	82	10/16/2013	No	G			No												44.6		No	
Bj's Wholesale Club	#1	82	10/23/2013	No	G			No												49.3		No	
Bj's Wholesale Club	#1	82	10/30/2013	No	G			No												58.5		No	
Bj's Wholesale Club	#1	82	11/6/2013	No	G			No												46.2		No	
Bj's Wholesale Club	#1	82	5/17/2013	No	G			No												14.7		No	
Bj's Wholesale Club	#1	82	3/14/2013	No	G			No												167		Yes	
Bj's Wholesale Club	#1	82	5/24/2013	No	G			No												21		No	
Bj's Wholesale Club	#1	82	5/31/2013	No	G			No												41.8		No	
Bj's Wholesale Club	#2	82	3/14/2013	No	G			No												7.1		No	
Bj's Wholesale Club	#2	82	9/19/2013	No	G			No												58.1		No	
Bonanza Acquisition, LLC	#1	37	4/9/2013	No	G	86		No												10		No	
Bonanza Acquisition, LLC	#1	37	1/3/2013	No	C	561		No												43.5		No	
Bonanza Acquisition, LLC	#1	37	10/9/2013	No	G			No												32		No	
Bonanza Acquisition, LLC	#1	37	7/15/2013	No	G	85		No												39		No	
Bonollo Provisions Co., Inc.	#1	81	7/5/2013	No	G			No												8		No	
Bonollo Provisions Co., Inc.	#1	81	1/3/2013	No	G			No												15		No	
Borrelli's Bakery	#1	81	6/7/2013	No	G			No												230		Yes	
Borrelli's Bakery	#1	81	12/3/2013	No	G			No												32		No	
Bread Unlimited, LLC	#1	81	7/12/2013	No	G			No												27.3		No	
Brittany Motors	#1	97	8/6/2013	No	G			No												89		No	
Brittany Motors	#1	97	2/5/2013	No	G			No												19		No	
Brown University - Barus-Holley	#1	95	2/19/2013	No	G	400		No	0	0	0.554	0	0	0.149		0						pH = 8.41	No
Brown University - Central Heat Plant	#1	52	4/30/2013	No	G			No		0.005	0.05		0.19	0.509		0.02				1.4		No	

**Field's Point
Non-Significant User
Compliance Monitoring Results - 2013**

Company	Sample Location	Category	Sample Date	NBC Sample	Type	Flow	Volume	CDF	Cd	Cr	Cu	Pb	Ni	Zn	Cn	Ag	BOD	TSS	TTO	Total O&G	Other Parameters	Violation
Brown University - Central Heat Plant	#1	52	10/18/2013	No	G			No		0.005	0.274		0.08	0.239		0.02				5.8		No
Brown University - Central Heat Plant	#2	52	4/30/2013	No	G			No		0.005	0.057		0.01	0.298		0.02						No
Brown University - Central Heat Plant	#2	52	10/18/2013	No	G			No		0.005	0.053		0.01	0.349		0.02						No
Brown University - Facilities Management	#1	97	10/24/2013	No	G			No													5.2	No
Brown University - Facilities Management	#1	97	4/5/2013	No	G			No													8.6	No
Brown University - Geochem	#1	95	10/7/2013	No	G			No													4.7	No
Brown University - Geochem	#1	95	4/1/2013	No	G			No													6	No
Brown University - List Art	#1	93	10/7/2013	No	G			No								0.09						No
Brown University - List Art	#1	93	4/1/2013	No	G			No								0.01						No
Brown University - Sidney Frank Hall	#1	95	10/7/2013	No	G			No	0.02	0.05	0.2	0.05	0.04	0.29		0.01						No
Brown University - Sidney Frank Hall	#1	95	4/1/2013	No	G			No	0.02	0.05	0.2	0.05	0.04	0.25		0.01						No
Brown University-Medical Education Bldg.	#1	95	10/7/2013	No	G			No	0.02	0.05	0.07	0.05	0.04	0.18		0.01						No
Brown University-Medical Education Bldg.	#1	95	4/23/2013	No	G			No	0.02	0.05	0.02	0.05	0.04	0.03		0.01						No
Brown University-Remediation Project	#1	40	4/11/2013	No	C			No		0.072	0.236		0.54									No
Brown University-Remediation Project	#1	40	8/14/2013	No	G	705		No		0.05	0.021		0.06									No
Brown University-Remediation Project	#1	40	6/10/2013	No	C			No		0	0.061		0									No
Brown University-Remediation Project	#1	40	12/13/2013	No	G			No		0.05	0.02		0.07									No
Brown University-Remediation Project	#1	40	10/10/2013	No	G			No		0	0.033		0.07									No
Brown University-Remediation Project	#1	40	1/30/2013	No	G			No		0	0.032		0									No
Butler Hospital	#1	90	11/5/2013	No	G		50	No	0	0.005	0.046	0.04	0.01	1.65		0.02						No
Butler Hospital	#2	90	6/7/2013	No	G		500	No	0	0.006	0.157	0.04	0.02	0.066		0.02						No
Butler Hospital	#2	90	10/28/2013	No	G		50	No	0	0.006	0.278	0.04	0.01	0.067		0.02						No
Cal's Corner Restaurant	#1	85	11/27/2013	No	G			No													1	No
Cal's Corner Restaurant	#1	85	5/29/2013	No	G			No													1.9	No
Carcieri's Market	#1	81	7/19/2013	No	G			No													10	No
Carcieri's Market	#1	81	7/16/2013	No	G			No													10	No
Caress Dental Inc.	#1	94	4/16/2013	No	G			No								0.08		154			Hg = 0.001 pH = 6.67	No
Caress Dental Inc.	#1	94	10/10/2013	No	G			No								0.11		74			Hg = 0.001 pH = 6.9	No
Cathedral Art Metal Co., Inc.	#1	24	10/19/2013	No	G			No	0	0	0.32											No
Cathedral Art Metal Co., Inc.	#1	24	5/9/2013	No	G			No	0	0	0.12											No
Chalkstone Auto Body, Inc.	#1	97	1/11/2013	No	G			No				0.21	0.04	0.89							11.1	No
Chalkstone Auto Body, Inc.	#1	97	7/15/2013	No	G			No				0.05	0.04	2.33							9.2	No
Christiansen Dairy Co. Inc.	#1	84	10/18/2013	No	G			No													18.4	No
Christiansen Dairy Co. Inc.	#1	84	10/18/2013	No	G			No													18.4	No
Christiansen Dairy Co. Inc.	#1	84	4/19/2013	No	G			No													30	No
Ciao Italia Bakery, Inc.	#1	81	11/13/2013	No	G			No													73.6	No
Cibao Supermarket	#1	82	12/13/2013	No	G			No													23.7	No
Cibao Supermarket	#1	82	6/13/2013	No	G			No													15.7	No
Coca Cola Enterprises, Inc.	#1	37	7/23/2013	No	G			No													48	No
Coca Cola Enterprises, Inc.	#1	37	1/28/2013	No	G			No													78	No
Colbea LLC (North Main)	#1	97	7/25/2013	No	G			No													5	No
Colbea LLC (North Main)	#1	97	2/7/2013	No	G			No													20	No
Coletta's Collision Center	#1	97	4/25/2013	No	G			No				0.05		0.33							36.7	No
Coletta's Collision Center	#1	97	10/31/2013	No	G			No				0.05		0.61							18.3	No
Community College of RI	#2	86	10/14/2013	No	G			No								0.07						No

**Field's Point
Non-Significant User
Compliance Monitoring Results - 2013**

Company	Sample Location	Category	Sample Date	NBC Sample	Type	Flow	Volume	CDF	Cd	Cr	Cu	Pb	Ni	Zn	Cn	Ag	BOD	TSS	TTO	Total O&G	Other Parameters	Violation	
Community College of RI	#2	86	4/23/2013	No	G			No								0.011						No	
Contech Medical, Inc.	#1	43	1/4/2013	No	G		25	No													27		No
Contech Medical, Inc.	#1	43	7/1/2013	No	G		25	No													11		No
Cookie Lady & Co.	#1	85	10/24/2013	No	G			No													5.5		No
Cookie Lady & Co.	#1	85	4/25/2013	No	G			No													7.1		No
Crisloid, LLC	#1	21	10/25/2013	No	G			No		0.05	0.02			0.02		0.01	2	3					No
Crisloid, LLC	#1	21	1/24/2013	No	G			No									2	51					No
Crisloid, LLC	#1	21	7/23/2013	No	G			No									2	7					No
Crisloid, LLC	#1	21	4/11/2013	No	G			No		0.05	0.03			0.04		0.01	2	17					No
Dama Jewelry Technologies	#1	26	4/9/2013	No	C	305		No			0.04		0.05	0.02		0.01					17.6		No
Dama Jewelry Technologies	#1	26	7/31/2013	No	C	328		No			0.51		0.04	0.26		0.02					61.8		No
Dama Jewelry Technologies	#1	26	1/14/2013	No	C	2020		No			0.08		0.04	0.07		0.01					39.8		No
Dama Jewelry Technologies	#1	26	10/7/2013	No	C	309		No			0.15		0.04	0.06		0.01					23.6		No
D'Ambra Auto Sales	#1	97	1/17/2013	No	G			No													3.3		No
D'Ambra Auto Sales	#1	97	7/22/2013	No	G	157		No													2.8		No
Davies Technical School	#1	97	4/11/2013	No	G			No													4.4		No
Davies Technical School	#1	97	12/12/2013	No	G			No													4.7		No
Dean Auto Collision Center	#1	97	4/29/2013	No	G			No				0.06		1.58							11		No
Dean Auto Collision Center	#1	97	10/31/2013	No	G			No				0.05		1.53							13.6		No
Delcupolo, Abramowitz & Associates	#1	94	4/30/2013	No	G			No								0.02							No
Delcupolo, Abramowitz & Associates	#1	94	10/17/2013	No	G			No								0.02							No
Denise M. Shapiro, D.D.S., M.A.	#1	94	5/15/2013	No	G			No								0.167							No
Dent Plus Dental Center	#1	94	4/16/2013	No	G	25		No								0.02							No
Dent Plus Dental Center	#1	94	10/22/2013	No	G	25		No								0.06							No
Department of Administration	#1	83	7/17/2013	No	G			No													0.5		No
Department of Administration	#1	83	1/29/2013	No	G			No													1.3		No
Designs International Inc.	#1	21	9/18/2013	No	G			No	0.02		0.04	0.05	0.04	0.03		0.01		1					No
Designs International Inc.	#1	21	1/24/2013	No	G		39	No	0.02		0.02	0.05	0.04	0.01		0.01							No
Detroit Collision Center	#1	97	1/25/2013	No	G			No													35		No
Detroit Collision Center	#1	97	6/27/2013	No	G			No													11		No
DiCecco Inc.	#1	85	4/26/2013	No	G			No													1.5		No
DiCecco Inc.	#1	85	10/17/2013	No	G			No													1.5		No
East Coast Screen Printing	#1	99	12/5/2013	No	G			No			0.03			0.502							36	VOC = 0.015	No
East Coast Screen Printing	#1	99	6/14/2013	No	C			No			0.037			0.156							11.5	VOC = 0.048	No
East Side Periodontics, Ltd.	#1	94	12/9/2013	No	G			No								0							No
East Side Periodontics, Ltd.	#1	94	4/26/2013	No	G			No								0.034							No
Eastern Screw Company	#1	26	7/17/2013	No	G		800	No	0	0.279	0.02		0.36	0.02							98		No
Eastern Screw Company	#1	26	1/25/2013	No	G	840	840	No	0.01	0.091	0.04		0.22	0.04							54		No
Eastern Screw Company	#1	26	4/22/2013	No	G		870	No	0.01	0.209	0.039		0.3	0.039							42		No
Eastern Screw Company	#1	26	10/29/2013	No	G		800	No													33		No
Eastside Marketplace	#1	82	10/15/2013	No	G			No													14		No
Eastside Marketplace	#1	82	3/13/2013	No	G			No													9.6		No
Eastside Marketplace	#2	82	10/15/2013	No	G			No													14		No
Eastside Marketplace	#2	82	3/13/2013	No	G			No													13		No
Eastside Marketplace	#3	82	3/13/2013	No	G			No													14		No
Eastside Marketplace	#3	82	10/15/2013	No	G			No													8.3		No
Eastside Marketplace	#4	82	3/13/2013	No	G			No													14		No

**Field's Point
Non-Significant User
Compliance Monitoring Results - 2013**

Company	Sample Location	Category	Sample Date	NBC Sample	Type	Flow	Volume	CDF	Cd	Cr	Cu	Pb	Ni	Zn	Cn	Ag	BOD	TSS	TTO	Total O&G	Other Parameters	Violation		
Eastside Marketplace	#4	82	10/15/2013	No	G			No													8.2		No	
Edesia, LLC.	#1	35	8/19/2013	No	G		25	No														21		No
Edesia, LLC.	#1	35	2/19/2013	No	G		25	No														5		No
El Quiche Bakery	#1	81	12/13/2013	No	G			No														1		No
El Quiche Bakery	#1	81	8/21/2013	No	G			No														1		No
Elmhurst Extended Care	#2	90	6/19/2013	No	G		50	No	0.01	0.02	1.71	0.39	0.05	2.15		0.01							Hg = 0	Yes
Elmhurst Extended Care	#1	90	12/11/2013	No	G		25	No								0.069								No
Elmhurst Extended Care	#1	90	2/4/2013	No	G		20	No								0.1								No
Elmhurst Extended Care	#1	90	5/1/2013	No	G		25	No								0.01								No
Elmhurst Extended Care	#1	90	10/17/2013	No	G		25	No								0.224								No
Elmhurst Extended Care	#1	90	6/19/2013	No	G		25	No								0.01								No
Elmhurst Extended Care	#1	90	8/1/2013	No	G		25	No								0.224								No
Elmhurst Extended Care	#2	90	8/6/2013	No	G		500	No			0.057													No
Elmhurst Extended Care	#2	90	8/7/2013	No	G		500	No			0.619													No
Elmhurst Extended Care	#2	90	8/1/2013	No	G		500	No			0.036													No
Elmhurst Extended Care	#2	90	8/8/2013	No	G		500	No			0.099													No
Elmhurst Extended Care	#3	90	10/29/2013	No	G		50	No		0.02	0.605	0.02	0.05	0.05		0.01								No
Elmhurst Extended Care	#3	90	5/6/2013	No	G		500	No		0.02	0.619	0.02	0.05	0.05		0.01								No
F. Saia Restaurants, Inc. LLC	#1	85	1/19/2013	No	G			No														5.3		No
F. Saia Restaurants, Inc. LLC	#1	85	8/1/2013	No	G			No														16.1		No
Fed-Rick Veal Company	#1	81	6/26/2013	No	G			No														5		No
Finest Car Wash	#1	97	2/28/2013	No	G			No														10		No
Finest Car Wash	#1	97	8/30/2013	No	G			No														7.9		No
First Casting, Inc.	#1	59	4/1/2013	No	G			No										3.7					pH = 6.6	No
First Casting, Inc.	#1	59	10/7/2013	No	G			No										2.7					pH = 6.6	No
Freeway Car Wash	#1	97	7/22/2013	No	G	476		No														13.4		No
Freeway Car Wash	#1	97	1/15/2013	No	G	590		No														9.9		No
Freeway Car Wash	#2	97	7/22/2013	No	G	231		No														45.7		No
Freeway Car Wash	#2	97	1/15/2013	No	G	374		No														10.8		No
Gilbane Building Company	#1	53	10/30/2013	No	G			No	0	0.005	0.124	0.04	0.01	0.45		0.02								No
Gourmet Heaven	#1	82	1/30/2013	No	G			No														2		No
Gourmet Heaven	#1	82	5/15/2013	No	G			No														9		No
Gourmet Heaven	#1	82	11/26/2013	No	G			No														6		No
Gourmet Heaven	#1	82	9/12/2013	No	G			No														9.54		No
Guatapan Bakery	#1	81	6/26/2013	No	G			No														37.2		No
H&S Management, LLC	#1	85	11/21/2013	No	G			No														7.3		No
H&S Management, LLC	#1	85	4/10/2013	No	G			No														15.7		No
H&S Management, LLC	#1	85	3/10/2013	No	G			No														89		No
Hasbro	#2	86	9/13/2013	No	G			No														1		No
Hillview Auto Body	#1	97	4/3/2013	No	G			No	0.02	0.05	0.06	0.05		0.4						0.01		13.8		No
Hillview Auto Body	#1	97	4/3/2013	Yes	G			No					0.05			0.025								No
Hillview Auto Body	#1	97	1/3/2013	No	G			No	0.02	0.05	0.07	0.08		0.48						0.02		8.9		No
Hillview Auto Body	#1	97	10/15/2013	No	G			No	0.02	0.05	0.04	0.05		0.27						0.03		4.6		No
Hillview Auto Body	#1	97	9/11/2013	Yes	G			No			0.049		0.05			0.025				0.31		28.43		No
Hillview Auto Body	#1	97	9/11/2013	No	G			No	0.02	0.05		0.31		0.2										No
Hillview Auto Body	#1	97	7/10/2013	No	G			No	0.02	0.05	0.1	0.05		0.2						0.01		8.3		No
Hudson Liquid Asphalts, Inc.	#1	37	1/17/2013	No	G			No														5		No

**Field's Point
Non-Significant User
Compliance Monitoring Results - 2013**

Company	Sample Location	Category	Sample Date	NBC Sample	Type	Flow	Volume	CDF	Cd	Cr	Cu	Pb	Ni	Zn	Cn	Ag	BOD	TSS	TTO	Total O&G	Other Parameters	Violation	
Hudson Liquid Asphalts, Inc.	#1	37	9/10/2013	No	G			No												5		No	
Hurd Auto Mall LLC	#1	97	7/22/2013	No	G			No													33.1		No
Hurd Auto Mall LLC	#1	97	1/14/2013	No	G			No													21.2		No
Imperial Tile & Marble Works Inc.	#1	99	3/15/2013	No	G	1500		No										21					No
Imperial Tile & Marble Works Inc.	#1	99	9/15/2013	No	G		200	No										52					No
Imperial Tile & Marble Works Inc.	#1	99	12/6/2013	No	G		200	No										6					No
Imperial Tile & Marble Works Inc.	#1	99	6/18/2013	No	G		1500	No										8					No
Istanbul Gourmet Market, LLC	#1	82	12/9/2013	No	G			No													18		No
Istanbul Gourmet Market, LLC	#1	82	4/12/2013	No	G			No													21		No
Item Holding LLC	#1	49	11/5/2013	No	G			No	0.01	0.02	0.02	0.02	0.05	0.05		0.01			0.05				No
Item Holding LLC	#2	49	11/5/2013	No	G			No													6		No
J & W-Snowden Hall	#2	86	10/4/2013	No	G		2155	No	0.01	0.02	0.066	0.02	0.05	0.08		0.01						Hg = 0	No
JB Foley Printing Co., Inc	#1	93	7/1/2013	No	G			No		0.005	0.39			0.47									No
JB Foley Printing Co., Inc	#1	93	1/14/2013	No	G			No		0.005	0.08			0.17									No
JB Foley Printing Co., Inc	#1	93	1/14/2013	No	G			No		0.005	0.04			0.12									No
Jeanette's Bakery	#1	81	10/31/2013	No	G			No													40.7		No
Jeanette's Bakery	#1	81	4/29/2013	No	G			No													2.5		No
JLC Foods, Inc.	#1	85	10/9/2013	No	G			No													22		No
JLC Foods, Inc.	#1	85	4/11/2013	No	G			No													7		No
Joseph A. Izzì, M.D., Inc.	#1	60	4/30/2013	No	G			No								0.12							No
Jozon Enterprises, Inc.	#1	85	10/21/2013	No	G	7789		No													21		No
Jozon Enterprises, Inc.	#1	85	4/18/2013	No	G			No													24		No
Kami Cakes	#1	81	10/31/2013	No	G			No													65.3		No
Kelly's Car Wash, Inc.	#1	97	12/27/2013	No	G	22		No													4.57		No
Kelly's Car Wash, Inc.	#1	97	4/25/2013	No	G			No													39		No
Kelly's Car Wash, Inc.	#1	97	8/21/2013	No	G			No													6		No
Lynn's Dolce E Pane	#1	81	7/8/2013	No	G			No													41		No
M. G. Motors Inc.	#1	97	7/21/2013	No	G			No													9.5		No
M. G. Motors Inc.	#1	97	1/22/2013	No	G			No													7		No
Magic Gas & Carwash, Inc.	#1	97	1/7/2013	No	G			No													67		No
Magic Gas & Carwash, Inc.	#1	97	9/16/2013	No	G			No													4		No
Mahr Federal Inc	#1	52	10/2/2013	No	G		25	No													9		No
Mahr Federal Inc	#1	52	4/9/2013	No	G		25	No													5		No
Markos Automotive	#1	97	9/24/2013	No	G			No													1.5		No
Markos Automotive	#1	97	3/26/2013	No	G			No													1		No
Maya Bakery	#1	81	12/19/2013	No	G			No													26.7		No
Mekong Market	#1	81	9/13/2013	No	G			No													2.2		No
Mekong Market	#1	81	1/28/2013	No	G			No													7.8		No
Meller Optics, Inc.	#1	27	10/17/2013	No	G		500	No			0.03			0.74				145		10.1		No	
Meller Optics, Inc.	#1	27	4/9/2013	No	G		500	No			0.02			0.03				2		13		No	
Meller Optics, Inc.	#1	27	7/10/2013	No	G		500	No			0.02			0.63				58		14.8		No	
Meller Optics, Inc.	#1	27	1/16/2013	No	G	500	500	No			0.02			2.12				142.5		15.2		No	
Mi Qisqueya Meat Market	#1	71	5/29/2013	No	G			No													2.7		No
Mineral Spring Holdings, LLC	#1	97	5/21/2013	No	G			No													36		No
Mineral Spring Holdings, LLC	#1	97	8/1/2013	No	G			No													32		No
Miriam Hospital	#1	90	4/1/2013	No	G			No	0.02	0.05	0.02	0.05	0.04	0.01		0.02						pH = 10.15	No
Miriam Hospital	#1	90	10/9/2013	No	G			No	0.02	0.05	0.02	0.05	0.04	0.03		0.01						pH = 10.56	No

**Field's Point
Non-Significant User
Compliance Monitoring Results - 2013**

Company	Sample Location	Category	Sample Date	NBC Sample	Type	Flow	Volume	CDF	Cd	Cr	Cu	Pb	Ni	Zn	Cn	Ag	BOD	TSS	TTO	Total O&G	Other Parameters	Violation	
Miriam Hospital	#2	90	4/1/2013	No	G			No	0.02	0.05	0.42	0.05	0.04	0.53		0.02					pH = 7.38	No	
Miriam Hospital	#2	90	10/9/2013	No	G			No	0.02	0.05	0.16	0.05	0.04	0.28		0.01						pH = 8.4	No
Moody Machine Products, Inc.	#1	21	4/29/2013	No	C	150		No			0.017	0.04		0.02						1			No
Moody Machine Products, Inc.	#1	21	10/31/2013	No	C			No			0.016	0.04		0.054						2.1			No
Moses Brown School	#2	86	10/31/2013	No	G			No			0.02	0.01				0.01						pH = 6.81	No
Moses Brown School	#1	86	10/29/2013	No	G			No			0.02	0.01				0.01						pH = 7.03	No
Moses Brown School	#1	86	4/18/2013	No	G			No								0.01							No
Moses Brown School	#2	86	4/18/2013	No	G			No								0.01							No
Moses Brown School	#3	86	4/5/2013	No	G			No												6			No
Moses Brown School	#3	86	10/9/2013	No	G			No												18			No
Motiva Enterprises, LLC	#1	37	4/12/2013	No	G			No												1			No
My Car, Incorporated	#1	97	8/21/2013	No	G	8		No												14.3			No
My Car, Incorporated	#1	97	2/5/2013	No	G			No												6.1			No
Narr. Electric (Allens Ave.)	#1	44	8/26/2013	No	G		300	No	0.01	0.01	0.035	0.02	0.02	0.027		0.01							No
Narr. Electric-Melrose Chiller	#1	51	8/26/2013	No	G		500	No		0.01	0.144	0.02	0.01	0.042									No
Narr. Electric-Melrose Chiller	#2	51	8/26/2013	No	G		250	No		0.01	0.437	0.05	0.01	0.07									No
Narragansett Improvement Co.	#1	35	10/16/2013	No	G			No												13.2			No
Narragansett Improvement Co.	#1	35	4/11/2013	No	G			No												2.65			No
NGC INC.	#1	81	7/8/2013	No	G	1630		No									3700	190		13.5			No
NGC INC.	#1	81	4/3/2013	Yes	C	0	1	No									5237.8	246		17.85			No
NGC INC.	#1	81	9/11/2013	Yes	C	0	1	No									2305.7	112		4,528			No
NGC INC.	#1	81	4/1/2013	No	C	710		No									3100	160		16			No
NGC INC.	#1	81	10/1/2013	No	G			No									370	52		3.7			No
NGC INC.	#1	81	1/9/2013	No	G	1790		No									440	40		6.8			No
Nick's Auto Body, Inc.	#1	97	4/8/2013	No	G			No						1.23						6.7			No
Nick's Auto Body, Inc.	#1	97	10/15/2013	No	G			No						2.16						12.8			No
NNC of Rhode Island, Inc.	#1	97	1/31/2013	No	G	8070		No												1.2			No
NNC of Rhode Island, Inc.	#1	97	7/30/2013	No	C	15930		No												3			No
North Main Street Auto Wash	#1	97	5/14/2013	No	G			No												49.5			No
North Main Street Auto Wash	#1	97	1/2/2013	No	G			No												6.7			No
North Main Street Auto Wash	#1	97	11/19/2013	No	G			No												16.6			No
North Providence Dental Associates	#1	94	1/11/2013	No	G			No								0.19						pH = 6.65	No
North Providence Dental Associates	#1	94	7/22/2013	No	G			No								0.07						pH = 9.61	No
Nueva San Salvador Bakery, Inc.	#1	81	3/28/2013	No	C			No												22			No
Nueva San Salvador Bakery, Inc.	#1	81	3/28/2013	No	G			No												22			No
Nueva San Salvador Bakery, Inc.	#1	81	10/7/2013	No	G			No												14			No
Ocean State Peeled Potatoes	#1	81	1/11/2013	No	C	1122		No									759	850					No
Ocean State Peeled Potatoes	#1	81	4/1/2013	Yes	C	598		No									2831	2908					No
Ocean State Peeled Potatoes	#1	81	4/5/2013	No	C	898		No									1703	408					No
Ocean State Peeled Potatoes	#1	81	10/11/2013	No	C	898		No									445	300					No
Ocean State Peeled Potatoes	#1	81	7/12/2013	No	C	374		No									813	444					No
Ocean State Peeled Potatoes	#1	81	7/11/2013	Yes	C	449		No									737.3	868					No
Olneyville NY System	#1	85	11/20/2013	No	G			No												1			No
Olneyville NY System	#1	85	5/29/2013	No	G		25	No												1			No
OMS Specialists, Inc	#1	71	5/15/2013	No	G			No								0.01							No
Pacific Seafood Market	#1	81	4/10/2013	No	G			No												3.1			No
Pacific Seafood Market	#1	81	10/28/2013	No	G			No												2.2			No

**Field's Point
Non-Significant User
Compliance Monitoring Results - 2013**

Company	Sample Location	Category	Sample Date	NBC Sample	Type	Flow	Volume	CDF	Cd	Cr	Cu	Pb	Ni	Zn	Cn	Ag	BOD	TSS	TTO	Total O&G	Other Parameters	Violation
Quality Spraying Technologies	#2	27	8/16/2013	No	G			No			0.179			0.501								No
Quality Spraying Technologies	#2	27	8/9/2013	No	G			No			0.16			0.68								No
Quality Spraying Technologies	#2	27	8/6/2013	No	G			No			0.177			1.1								No
Quality Spraying Technologies	#2	27	3/7/2013	No	G			No			0.294			0.488					0.03			No
Quality Spraying Technologies	#2	27	7/12/2013	No	C			No			4.14			3.52					0.1			Yes
R.C. Motors Inc.	#1	97	1/25/2013	No	G			No													1	No
R.C. Motors Inc.	#1	97	7/26/2013	No	G			No													1	No
R.I. Beef & Veal, Incorporated	#1	81	5/29/2013	No	G			No													5	No
R.I. Beef & Veal, Incorporated	#1	81	1/17/2013	No	G	307		No													5	No
R.I. Beef & Veal, Incorporated	#1	81	7/11/2013	No	G	314		No													5	No
R.I. Beef & Veal, Incorporated	#1	81	12/4/2013	No	G	344		No													5	No
R.I. Hospital - Hasbro Childrens	#1	90	7/5/2013	No	G		500	No		0.05	0.06	0.05	0.04	0.13		0.01						No
R.I.P.T.A. - Chaffee Building	#1	37	1/28/2013	No	G			No			0.42	1.38	0.13	2.86							131.5	Yes
R.I.P.T.A. - Chaffee Building	#1	37	11/25/2013	No	G			No			0.12	0.17	0.04	0.62							22.5	No
R.I.P.T.A. - Chaffee Building	#1	37	5/10/2013	No	G			No			0.37	0.3	0.12	1.18							22.5	No
R.I.P.T.A. - Chaffee Building	#1	37	5/17/2013	No	G			No			0.42	0.38	0.05	1.86							53.5	No
R.I.P.T.A. - Chaffee Building	#1	37	4/15/2013	No	G			No			0.03	0.05	0.04	0.05							1	No
R.I.P.T.A. - Chaffee Building	#1	37	5/31/2013	No	G			No			0.17	0.11	0.04	0.56							13.8	No
R.I.P.T.A. - Chaffee Building	#1	37	8/26/2013	No	G			No			0.097	0.04	0.01	0.387							12	No
R.I.P.T.A. - Chaffee Building	#1	37	5/24/2013	No	G			No			0.2	0.14	0.04	1.21							23	No
R.I.P.T.A. - Para-Transit Facility	#1	37	8/26/2013	No	G			No													25	No
R.I.P.T.A. - Para-Transit Facility	#1	37	4/15/2013	No	G			No			0.02	0.11	0.04	0.22							5.8	No
R.I.P.T.A. - Para-Transit Facility	#1	37	11/25/2013	No	G			No			0.06	0.05	0.04	0.35							6.6	No
R.I.P.T.A. - Para-Transit Facility	#1	37	1/28/2013	No	G			No			0.06	0.08	0.04	0.55							57.2	No
R.I.P.T.A.-New Bus Facility	#1	37	4/15/2013	No	G			No													17.4	No
R.I.P.T.A.-New Bus Facility	#1	37	1/28/2013	No	G			No													83.4	No
R.I.P.T.A.-New Bus Facility	#1	37	11/25/2013	No	G			No													4035	Yes
R.I.P.T.A.-New Bus Facility	#1	37	8/26/2013	No	G			No													37	No
Real's Fine Italian Cuisine	#1	85	1/14/2013	No	G			No													5	No
Real's Fine Italian Cuisine	#1	85	7/10/2013	No	G			No													6	No
Regency Plaza - East Building #3	#1	86	10/17/2013	No	G			No	0.01	0.02	0.05	0.05	0.02	0.01		0.002						No
Regency Plaza - West Building #2	#1	86	10/17/2013	No	G			No	0.01	0.02	0.04	0.05	0.04	0.25		0.002						No
Regency Plaza Nominee Trust (1)	#1	86	10/17/2013	No	G			No	0.01	0.02	0.02	0.05	0.02	0.69		0.002						No
Reyes Food Market	#1	82	4/24/2013	No	G			No													9.2	No
Reyes Food Market	#1	82	1/14/2013	No	G			No													2	No
Reyes Food Market	#1	82	10/12/2013	No	G			No													5.7	No
Reyes Food Market	#1	82	12/4/2013	No	G			No													1	No
Rhode Island College - Connection 2	#1	43	12/12/2013	No	G			No									0.024					No
Rhode Island College - Connection 2	#1	43	12/11/2013	No	G			No									0.02					No
Rhode Island College - Connection 2	#1	43	12/10/2013	No	G			No									0.02					No
Rhode Island College - Connection 2	#1	43	12/9/2013	No	G			No									0.02					No
Rhode Island College - Connection 2	#1	43	12/5/2013	No	G			No									1.47					Yes
Rhode Island College - Connection 2	#1	43	12/5/2013	No	G			No									0.02					No
Rhode Island College - Connection 3	#1	99	4/30/2013	No	G			No									0.011					No
Rhode Island College - Connection 3	#1	99	10/31/2013	No	G			No									0.012					No
Rhode Island Convention Center	#4	86	6/12/2013	No	G			No	0.02	0.05	0.03	0.05	0.04	0.08		0.01						No
Rhode Island Hospital	#1	90	4/3/2013	No	G		500	No	0.02	0.05	0.04	0.05	0.04	0.03		0.01						No

**Field's Point
Non-Significant User
Compliance Monitoring Results - 2013**

Company	Sample Location	Category	Sample Date	NBC Sample	Type	Flow	Volume	CDF	Cd	Cr	Cu	Pb	Ni	Zn	Cn	Ag	BOD	TSS	TTO	Total O&G	Other Parameters	Violation		
Shaw's Supermarket Store #7443	#1	82	8/26/2013	No	G			No													96		No	
Shaw's Supermarket Store #7443	#1	82	4/24/2013	No	G			No														72		No
Shaw's Supermarket Store #7443	#1	82	3/1/2013	No	G			No														310		Yes
Shaw's Supermarket Store #7443	#1	82	9/4/2013	No	G			No														60		No
Shaw's Supermarket Store #7443	#1	82	1/30/2013	No	G			No														20		No
Shaw's Supermarket Store #7443	#1	82	2/7/2013	No	G			No														93		No
Shaw's Supermarket Store #7443	#1	82	2/22/2013	No	G			No														210		Yes
Shaw's Supermarket Store #7443	#1	82	9/16/2013	No	G			No														64		No
Shaw's Supermarket Store #7443	#2	82	4/24/2013	No	G			No														130		Yes
Shaw's Supermarket Store #7443	#2	82	3/8/2013	No	G			No														230		Yes
Shaw's Supermarket Store #7443	#2	82	3/1/2013	No	G			No														270		Yes
Shaw's Supermarket Store #7443	#2	82	2/22/2013	No	G			No														300		Yes
Shaw's Supermarket Store #7443	#2	82	2/14/2013	No	G			No														100		No
Shaw's Supermarket Store #7443	#2	82	2/7/2013	No	G			No														250		Yes
Shaw's Supermarket Store #7443	#2	82	1/30/2013	No	G			No														170		Yes
Shaw's Supermarket Store #7443	#2	82	1/24/2013	No	G			No														340		Yes
Shaw's Supermarket Store #7443	#2	82	9/16/2013	No	G			No														76		No
Shaw's Supermarket Store #7443	#2	82	9/26/2013	No	G			No														86		No
Shaw's Supermarket Store #7443	#2	82	9/10/2013	No	G			No														59		No
Shaw's Supermarket Store #7443	#2	82	8/26/2013	No	G			No														170		Yes
Shaw's Supermarket Store #7443	#2	82	9/4/2013	No	G			No														51		No
Shell Oil Company	#1	97	7/25/2013	No	G			No														44		No
Shell Oil Company	#1	97	2/7/2013	No	G			No														9		No
Shell Oil Products Company	#1	97	2/7/2013	No	G			No														44		No
Shell Oil Products Company	#1	97	7/25/2013	No	G			No														6		No
Shore's Market, Inc.	#1	82	9/21/2013	No	G			No														3		No
Shore's Market, Inc.	#1	82	9/22/2013	No	G			No														3		No
Shore's Market, Inc.	#1	82	3/21/2013	No	G			No														3		No
Sin, LLC	#1	81	7/12/2013	No	G			No														53.1		No
Sin, LLC	#1	81	1/30/2013	No	G			No														49.1		No
Something Different	#1	81	11/6/2013	No	G			No														6		No
Speedy Auto Service by Monro	#1	97	1/29/2013	No	G			No														2.4		No
Speedy Auto Service by Monro	#1	97	7/12/2013	No	G			No														1.2		No
Sprague Energy Corporation	#1	52	8/19/2013	No	G			No	0.02	0.05	0.38	0.24	0.06	0.3		0.01								No
St. Joseph Hospital (Fatima)	#1	90	4/11/2013	No	G			No	0.02	0.05	0.1	0.05	0.04	0.13		0.01							Hg = 0.001	No
St. Joseph Hospital (Fatima)	#1	90	10/7/2013	No	G			No	0.02	0.05	0.1	0.05	0.04	0.09		0.01							Hg = 0.001	No
St. Joseph Hospital (Fatima)	#2	90	4/11/2013	No	G			No	0.02	0.05	0.26	0.05	0.04	1.43		0.01							Hg = 0.001	No
St. Joseph Hospital (Fatima)	#2	90	10/7/2013	No	G			No	0.02	0.05	0.24	0.05	0.04	0.76		0.01							Hg = 0.001	No
St. Joseph Hospital (Fatima)	#3	90	4/11/2013	No	G			No	0.02	0.05	0.27	0.05		1.48		0.01							Hg = 0.001	No
St. Joseph Hospital (Fatima)	#3	90	10/7/2013	No	G			No	0.02	0.05	0.07	0.05	0.04	0.11		0.01							Hg = 0.001	No
St. Joseph Hospital (Providence)	#1	90	4/11/2013	No	G			No	0.02	0.05	0.15	0.05	0.04	0.11		0.01							Hg = 0.001	No
St. Joseph Hospital (Providence)	#1	90	10/22/2013	No	G			No	0.02	0.05	0.74	0.06	0.05	0.08		0.01							Hg = 0.001	No
Steakout Pizza	#1	71	1/7/2013	No	G			No														17		No
Steven A. Sack, D.M.D	#1	94	4/29/2013	No	G			No									0.058							No
Steven A. Sack, D.M.D	#1	94	11/5/2013	No	G			No									0.02							No
Steven W. Silverberg DDS	#1	94	2/6/2013	No	G			No									0.005							No
Steven W. Silverberg DDS	#1	94	8/5/2013	No	G			No									0.005							No

**Field's Point
Non-Significant User
Compliance Monitoring Results - 2013**

Company	Sample Location	Category	Sample Date	NBC Sample	Type	Flow	Volume	CDF	Cd	Cr	Cu	Pb	Ni	Zn	Cn	Ag	BOD	TSS	TTO	Total O&G	Other Parameters	Violation		
Stop & Shop Supermarket #703	#1	82	6/6/2013	No	G			No													66		No	
Stop & Shop Supermarket #703	#1	82	9/6/2013	No	G			No														75		No
Stop & Shop Supermarket #703	#1	82	3/4/2013	No	G			No														37		No
Stop & Shop Supermarket #703	#1	82	12/5/2013	No	G			No														13		No
Stop & Shop Supermarket #703	#2	82	12/5/2013	No	G			No														21		No
Stop & Shop Supermarket #703	#2	82	6/6/2013	No	G			No														49		No
Stop & Shop Supermarket #703	#2	82	9/6/2013	No	G			No														92		No
Stop & Shop Supermarket #703	#2	82	3/4/2013	No	G			No														92		No
Stop & Shop Supermarket #722	#1	82	12/12/2013	No	G			No														23		No
Stop & Shop Supermarket #722	#1	82	3/4/2013	No	G			No														42		No
Stop & Shop Supermarket #722	#1	82	9/6/2013	No	G			No														110		No
Stop & Shop Supermarket #722	#1	82	6/3/2013	No	G		8000	No														21		No
Stop & Shop Supermarket #724	#1	82	12/2/2013	No	G			No														82		No
Stop & Shop Supermarket #724	#1	82	3/4/2013	No	G			No														110		No
Stop & Shop Supermarket #724	#1	82	9/5/2013	No	G			No														56		No
Stop & Shop Supermarket #724	#1	82	6/14/2013	No	G		8000	No														48		No
Stop & Shop Supermarket #725	#1	82	6/3/2013	No	G		8000	No														44		No
Stop & Shop Supermarket #725	#1	82	3/4/2013	No	G			No														68		No
Stop & Shop Supermarket #725	#1	82	9/13/2013	No	G			No														90.8		No
Stop & Shop Supermarket #725	#1	82	12/2/2013	No	G			No														84		No
Swan Point Cemetery	#1	97	7/25/2013	No	G			No														6		No
Swan Point Cemetery	#1	97	3/7/2013	No	G			No														7		No
Swash Express Auto Wash	#1	97	7/15/2013	No	G			No														4.2		No
Swash Express Auto Wash	#1	97	1/15/2013	No	G			No														3.6		No
SWG Promotions, LLC	#1	99	7/10/2013	No	G			No	0.02	0.05	0.02													No
SWG Promotions, LLC	#1	99	12/4/2013	No	G			No	0.02	0.05	0.1													No
T.O. Nam Sausage, Inc.	#1	81	7/22/2013	No	G			No														1		No
T.O. Nam Sausage, Inc.	#1	81	1/30/2013	No	G			No														2.5		No
Tedesco's Sausage Shop	#1	81	4/25/2013	No	G			No														65.7		No
Tedesco's Sausage Shop	#1	81	10/25/2013	No	G			No														15.6		No
The Abbey	#1	85	7/25/2013	No	G			No														3		No
The Abbey	#1	85	2/12/2013	No	G			No														2		No
The Allied Group	#1	24	7/11/2013	No	C	20		No		0.05	0.18	0.05	0.04	0.17		0.01								No
The Allied Group	#1	24	1/8/2013	No	C	20		No		0.07	0.13	0.05	0.05	0.09		0.01								No
The Allied Group	#1	24	7/11/2013	No	G			No														0.27		No
The Allied Group	#1	24	1/8/2013	No	G			No														0.08		No
The Celtic Lounge	#1	85	9/25/2013	No	G			No														17.5		No
The Celtic Lounge	#1	85	5/30/2013	No	G			No														10.8		No
The Foundry Associates	#1	37	4/17/2013	No	G			No														3.4		No
The Foundry Associates	#1	37	10/16/2013	No	G			No														25.4		No
The Providence Journal Company	#1	52	1/9/2013	No	G			No														1		No
The Providence Journal Company	#1	52	7/1/2013	No	G			No														1.8		No
The Providence Journal Company	#2	52	10/28/2013	No	G			No	0.02	0.05	0.25	0.05	0.04	0.28		0.01								No
The Westin Providence	#1	71	3/20/2013	No	G			No	0.01	0.02	0.101	0.02	0.05	0.452	0	0.01								Hg = 0 No
Thomas S. Mulvey DDS LLC	#1	94	10/28/2013	No	G		2	No									0.005							No
Thomas S. Mulvey DDS LLC	#1	94	4/29/2013	No	G			No									0.001							No
Times 2 Academy	#1	86	6/18/2013	No	G			No														30		No

**Field's Point
Non-Significant User
Compliance Monitoring Results - 2013**

Company	Sample Location	Category	Sample Date	NBC Sample	Type	Flow	Volume	CDF	Cd	Cr	Cu	Pb	Ni	Zn	Cn	Ag	BOD	TSS	TTO	Total O&G	Other Parameters	Violation		
Times 2 Academy	#1	86	12/31/2013	No	G			No													7.6		No	
Times 2 Academy	#1	86	1/15/2013	No	G			No														5.6		No
Tower Manufacturing Corp.	#1	27	7/2/2013	No	C	50		No		0.06	0.02			0.06										No
Tower Manufacturing Corp.	#1	27	10/7/2013	No	C	50		No		0.05	0.04			0.03										No
Tower Manufacturing Corp.	#1	27	4/5/2013	No	C	150		No		0.05	0.03			0.03										No
Tower Manufacturing Corp.	#1	27	1/8/2013	No	C	142		No		0.05	0.03			0.02										No
Tower Manufacturing Corp.	#3	27	1/8/2013	No	G	142		No														25.4		No
Tower Manufacturing Corp.	#3	27	7/12/2013	No	G			No														15.2		No
Travelers Auto Body, Inc.	#1	97	6/19/2013	No	G			No				0.04		0.216								2.4		No
Travelers Auto Body, Inc.	#1	97	12/13/2013	No	G			No				0.04		0.059								1.4		No
U.S. Post Office - VMF	#1	37	1/9/2013	No	G			No				0.12		1.46						0		39.1		No
U.S. Post Office - VMF	#1	37	7/16/2013	No	G			No				0.32		2.47						0		80.6		No
U.S. Postal Service - P&DC	#3	27	11/20/2013	No	G		2100	No	0.02	0.05	0.05	0.05	0.04	0.43	0	0.01							Hg = 0.001	No
U.S. Postal Service - P&DC	#1	27	4/17/2013	No	G			No				0.05												No
U.S. Postal Service - P&DC	#1	27	10/15/2013	No	G			No				0.11												No
Universal Ambulance Service	#1	71	9/10/2013	No	G			No														12		No
University Foot Center - Smith Street	#1	94	10/8/2013	No	G			No									0.02						pH = 8.2	No
University Foot Center - Smith Street	#1	94	4/5/2013	No	G			No									0.02							No
University Foot Center, Inc.	#1	94	10/9/2013	No	G			No									0.02						pH = 6.5	No
University Foot Center, Inc.	#1	94	4/5/2013	No	G			No									0.02							No
V.A. Medical Center	#3	90	2/26/2013	No	G			No	0.02	0.05	0.21	0.05	0.04	0.09			0.03							No
V.A. Medical Center	#3	90	9/4/2013	No	G			No	0.02	0.05	0.16	0.11	0.04	0.12			0.01							No
V.A. Medical Center	#4	90	11/26/2013	No	G			No														1		No
V.A. Medical Center	#4	90	5/10/2013	No	G			No														1.4		No
VB Pizza, LLC	#1	85	4/1/2013	No	G			No														38		No
VB Pizza, LLC	#1	85	12/16/2013	No	G			No														163		No
Venda Ravioli - Royal Little Drive	#1	81	5/7/2013	No	G	1548		No														5		No
Venda Ravioli - Royal Little Drive	#1	81	11/13/2013	No	G			No														25		No
Virginia & Spanish Peanut Co.	#1	81	1/4/2013	No	G			No														16.6		No
Virginia & Spanish Peanut Co.	#1	81	7/1/2013	No	G	239		No														4.3		No
V-Mart	#1	82	4/12/2013	No	G			No														26		No
Walsh's Auto Body and Sales, Inc.	#1	97	7/31/2013	No	G			No														20.9		No
Walsh's Auto Body and Sales, Inc.	#1	97	3/12/2013	No	G			No														1		No
Warwick Poultry Company Inc.	#1	81	9/5/2013	No	G			No														3.8		No
Warwick Poultry Company Inc.	#1	81	3/12/2013	No	G	25		No														223		Yes
Warwick Poultry Company Inc.	#1	81	3/28/2013	No	G	15		No														3.6		No
Warwick Poultry Company Inc.	#1	81	4/11/2013	No	G			No														10		No
Warwick Poultry Company Inc.	#1	81	4/18/2013	No	G			No														6.8		No
Warwick Poultry Company Inc.	#1	81	4/5/2013	No	G	15		No														1.1		No
Whole Foods Market Group, Inc.	#1	82	4/24/2013	No	G			No														220		Yes
Whole Foods Market Group, Inc.	#1	82	1/9/2013	No	G			No														66		No
Whole Foods Market Group, Inc.	#1	82	10/25/2013	No	G	500		No														120		No
Whole Foods Market Group, Inc.	#1	82	9/10/2013	No	G	500		No														86		No
Whole Foods Market Group, Inc.	#1	82	9/4/2013	No	G	500		No														57		No
Whole Foods Market Group, Inc.	#1	82	10/17/2013	No	G	1000		No														72		No
Whole Foods Market Group, Inc.	#1	82	9/26/2013	No	G			No														65		No
Whole Foods Market Group, Inc.	#1	82	9/14/2013	No	G			No														170		Yes

**Field's Point
Non-Significant User
Compliance Monitoring Results - 2013**

Company	Sample Location	Category	Sample Date	NBC Sample	Type	Flow	Volume	CDF	Cd	Cr	Cu	Pb	Ni	Zn	Cn	Ag	BOD	TSS	TTO	Total O&G	Other Parameters	Violation	
Whole Foods Market Group, Inc.	#1	82	8/10/2013	No	G			No													86		No
Whole Foods Market Group, Inc.	#1	82	8/26/2013	No	G			No													69		No
Whole Foods Market Group, Inc.	#1	82	7/22/2013	No	G			No													84		No
Whole Foods Market, Inc.	#1	82	7/22/2013	No	G			No													87		No
Whole Foods Market, Inc.	#1	82	1/9/2013	No	G			No													53		No
Women & Infants' Hospital	#1	90	5/23/2013	No	G			No	0.01	0.02	0.085	0.02	0.05	0.126	0	0.01						Hg = 0	No
Women & Infants' Hospital	#1	90	10/4/2013	No	G			No	0.01	0.02	0.068	0.02	0.05	0.229	0	0.01						Hg = 0	No
Women & Infants' Hospital	#2	90	5/23/2013	No	G			No	0.01	0.02	0.025	0.02	0.05	0.146	0	0.01						Hg = 0	No
Women & Infants' Hospital	#2	90	10/4/2013	No	G			No	0.01	0.02	0.5	0.02	0.05	0.064	0	0.01						Hg = 0	No
Women & Infants' Hospital	#3	90	5/23/2013	No	G			No	0.01	0.02	0.631	0.02	0.05	0.209	0	0.01						Hg = 0	No
Women & Infants' Hospital	#3	90	10/4/2013	No	G			No	0.01	0.02	0.852	0.02	0.05	0.334	0	0.01						Hg = 0	No
Women and Infants-Kilguss Lab	#1	95	5/15/2013	No	G			No									5.77						Yes
Women and Infants-Kilguss Lab	#1	95	5/21/2013	No	G			No									0.02						No
Women and Infants-Kilguss Lab	#1	95	5/28/2013	No	G			No									0.02						No
Women and Infants-Kilguss Lab	#1	95	6/5/2013	No	G			No									0.02						No
Women and Infants-Kilguss Lab	#1	95	6/12/2013	No	G			No									0.02						No
Women and Infants-Kilguss Lab	#1	95	5/2/2013	No	G			No									2.33						Yes
Women and Infants-Kilguss Lab	#1	95	10/3/2013	No	G			No									0.02						No
Yang's Restaurant	#1	85	1/25/2013	No	G			No													2		No
Yang's Restaurant	#1	85	12/4/2013	No	G			No													2		No
Yang's Restaurant	#1	85	6/7/2013	No	G			No													2		No

***COMPLIANCE MONITORING
RESULTS FOR NON-SIGNIFICANT
USERS***

BUCKLIN POINT

**Bucklin Point
Non-Significant User
Compliance Monitoring Results - 2013**

Company	Sample Location	Category	Sample Date	NBC Sample	Type	Flow	Volume	CDF	Cd	Cr	Cu	Pb	Ni	Zn	Cn	Ag	BOD	TSS	TTO	Total O&G	Other Parameters	Violation
3 Flags Bakery	#1	81	9/23/2013	No	G			No												31		No
3 Flags Bakery	#1	81	4/8/2013	No	G			No												50		No
A Taste of Europe	#1	81	4/29/2013	No	G			No												5.8		No
Accu-Care Supply	#1	27	7/22/2013	No	G		700	No									2.6				TRC = 0.05	No
ACN-Providence, LLC	#1	71	4/11/2013	No	G			No												1		No
AJ Seabra Supermarkets	#1	82	10/18/2013	No	G			No												66.4		No
AJ Seabra Supermarkets	#1	82	4/18/2013	No	G			No												187		Yes
AJ Seabra Supermarkets	#1	82	12/18/2013	No	G			No												19.5		No
AJ Seabra Supermarkets	#1	82	12/24/2013	No	G			No												10.4		No
AJ Seabra Supermarkets	#1	82	1/11/2013	No	G			No												73.3		No
AJ Seabra Supermarkets	#1	82	8/8/2013	No	G			No												67.7		No
AJ Seabra Supermarkets	#2	82	1/11/2013	No	G			No												37.2		No
AJ Seabra Supermarkets	#2	82	11/27/2013	No	G			No												71.3		No
AJ Seabra Supermarkets	#2	82	10/18/2013	No	G			No												79.2		No
AJ Seabra Supermarkets	#2	82	9/6/2013	No	G			No												7.9		No
AJ Seabra Supermarkets	#2	82	8/30/2013	No	G			No												29.7		No
AJ Seabra Supermarkets	#2	82	8/8/2013	No	G			No												121		No
AJ Seabra Supermarkets	#2	82	4/18/2013	No	G			No												4		No
AJ Seabra Supermarkets	#3	82	10/18/2013	No	G			No												56		No
AJ Seabra Supermarkets	#3	82	4/18/2013	No	G			No												10.6		No
AJ Seabra Supermarkets	#4	82	8/30/2013	No	G			No												121		No
AJ Seabra Supermarkets	#4	82	1/11/2013	No	G			No												39.1		No
AJ Seabra Supermarkets	#4	82	9/6/2013	No	G			No												95.6		No
AJ Seabra Supermarkets	#4	82	11/27/2013	No	G			No												22.2		No
AJ Seabra Supermarkets	#4	82	8/8/2013	No	G			No												40.8		No
Allstate Restaurant Equipment	#1	99	4/24/2013	No	G			No												11.4		No
Allstate Restaurant Equipment	#1	99	10/14/2013	No	G			No												44.1		No
Amica Mutual Insurance Co. - 10	#1	53	10/17/2013	No	G			No	0	0.01	0.07	0.04	0.01	0.1		0.02						No
Amica Mutual Insurance Co. - 25	#1	37	1/17/2013	No	G			No												15		No
Amica Mutual Insurance Co. - 25	#1	37	7/12/2013	No	G			No												1		No
Amica Mutual Insurance Co. - 25	#3	37	10/17/2013	No	G			No	0	0.01	0.05	0.04	0.01	0.09		0.02						No
Amica Mutual Insurance Co. - 50	#1	53	10/17/2013	No	G			No	0	0.01	0.13	0.04	0.06	1.53		0.02						No
Amica Mutual Insurance Co.-100	#1	86	1/17/2013	No	G			No												2.3		No
Amica Mutual Insurance Co.-100	#1	86	7/12/2013	No	G			No												1.3		No
Amica Mutual Insurance Co.-100	#2	86	10/17/2013	No	G			No	0	0.01	0.09	0.04	0.01	0.16		0.02						No
Armando & Sons Meat Market	#1	82	9/19/2013	No	G			No												53.25		No
Armando & Sons Meat Market	#1	82	3/8/2013	No	G			No												40		No
Autocrat, Inc. OOB	#1	71	12/18/2013	Yes	C	0	1	No									852.3	122				No
Autocrat, LLC	#1	34	10/7/2013	No	C	250		No									260	850				No
Autocrat, LLC	#1	34	12/19/2013	Yes	C			No									852.3	122				No
Autocrat, LLC	#1	34	7/8/2013	No	C	16		No									150	16				No
Autocrat, LLC	#1	34	5/13/2013	Yes	C	981		No									669.5	242				No
Autocrat, LLC	#1	34	1/14/2013	No	C	6159		No									230	54				No
Autocrat, LLC	#1	34	4/11/2013	No	C			No									330	610				No
B & L Plastics, Inc.	#1	46	6/18/2013	No	G			No	0.02	0.05	0.04	0.05	0.04	0.29		0.01						No
Bachini's Bakery	#1	81	8/6/2013	No	G	8		No												13		No
Bachini's Bakery	#1	81	1/30/2013	No	G			No												16		No

Bucklin Point
Non-Significant User
Compliance Monitoring Results - 2013

Company	Sample Location	Category	Sample Date	NBC Sample	Type	Flow	Volume	CDF	Cd	Cr	Cu	Pb	Ni	Zn	Cn	Ag	BOD	TSS	TTO	Total O&G	Other Parameters	Violation	
Bank of America	#2	86	11/27/2013	No	G			No	0.01	0.01	0.06	0.01	0.03	0.03		0.01					Hg = 0	No	
Bank of America	#4	86	1/3/2013	No	G			No	0.01	0.02	0.75	0.02	0.05	0.11	0.02	0.01						Hg = 0	No
Bank of America	#4	86	11/27/2013	No	G			No	0.01	0.01	0.21	0.01	0.03	0.08		0.01						Hg = 0	No
Bank of America	#2	86	7/17/2013	No	G			No		0.02	0.14	0.02	0.05	0.13		0.01							No
BCS Contract Jewelry Services, Inc.	#1	27	7/31/2013	No	C			No			0.47		0.04	0.1		0.01							No
BCS Contract Jewelry Services, Inc.	#1	27	1/25/2013	No	C			No			0.18		0.03	0.16		0.01							No
Bernardo Manufacturing	#1	21	1/15/2013	No	G		400	No	0.02		0.02	0.05	0.04	0.01									No
Bernardo Manufacturing	#1	21	7/25/2013	No	G		400	No	0.02		0.02	0.05	0.04	0.01									No
Blackstone Valley Foot Specialists	#1	94	7/30/2013	No	G			No								0.06							No
Blackstone Valley Foot Specialists	#1	94	1/30/2013	No	G			No								0.01							No
Broadway Car Wash	#1	97	7/22/2013	No	G	203		No													24		No
Broadway Car Wash	#1	97	3/18/2013	No	C	27		No													3		No
Bubble Room Car Wash, Inc.	#1	97	1/17/2013	No	G			No													3.5		No
Bubble Room Car Wash, Inc.	#1	97	7/15/2013	No	G			No													10		No
Cala Fruit Distributors, Inc.	#1	81	4/18/2013	No	G			No									46	5					No
Cala Fruit Distributors, Inc.	#1	81	12/5/2013	No	G			No									180	5					No
Calise & Sons Bakery	#1	81	10/18/2013	No	G			No													7.6		No
Calise & Sons Bakery	#1	81	4/8/2013	No	G			No													12.5		No
Catanzaros Food Products, Inc.	#1	81	9/30/2013	No	G			No													0		No
Catanzaros Food Products, Inc.	#1	81	9/29/2013	No	G			No													0		No
Catanzaros Food Products, Inc.	#1	81	7/22/2013	No	G			No													10		No
Catanzaros Food Products, Inc.	#1	81	5/2/2013	No	G			No													131		Yes
Catanzaros Food Products, Inc.	#1	81	4/10/2013	No	G			No													5		No
Catanzaros Food Products, Inc.	#1	81	10/31/2013	No	G			No													0		No
Central Auto Radiator, Inc.	#1	99	10/31/2013	No	G		100	No	0.01	0.01	0.05	0.01	0.03	0.09		0.01					5		No
Central Auto Radiator, Inc.	#1	99	6/10/2013	No	G			No	0.01	0.02	0.03	0.02	0.05	0.13		0.01					5		No
Central Avenue Bakery	#1	81	11/12/2013	No	G			No													84		No
Central Avenue Bakery	#1	81	4/24/2013	No	G			No													8		No
Central Falls Provision Co.	#1	81	10/29/2013	No	G		36	No													10.3		No
Central Falls Provision Co.	#1	81	7/29/2013	No	G	21		No													27.3		No
Central Falls Provision Co.	#1	81	1/9/2013	No	G	41		No													11		No
Central Falls Provision Co.	#1	81	4/26/2013	No	G	25		No													21.5		No
Charles M. Cavicchio, DPM	#1	94	11/15/2013	No	G			No									0.11						No
Charles M. Cavicchio, DPM	#1	94	5/10/2013	No	G			No									0.06						No
City of Pawtucket - Public Works	#1	37	10/18/2013	No	G			No			0.01	0	0	0.03							6		No
City of Pawtucket - Public Works	#1	37	4/17/2013	No	G			No			0.09	0.02	0.01	0.13							60		No
City of Pawtucket - Public Works	#1	37	7/22/2013	No	G			No			0.18	0.01	0.01	0.08							100		No
City of Pawtucket - Public Works	#1	37	1/18/2013	No	G			No			0.05	0.03	0	0.21							25		No
Coastal Collision & Towing, Inc.	#1	97	4/8/2013	No	G			No				0.11		0.87							10.6		No
Coastal Collision & Towing, Inc.	#1	97	4/15/2013	No	G			No						0.87									No
Coastal Collision & Towing, Inc.	#1	97	4/29/2013	No	G			No						0.56									No
Coastal Collision & Towing, Inc.	#1	97	4/24/2013	No	G			No						0.78									No
Coastal Collision & Towing, Inc.	#1	97	10/24/2013	No	G			No				0.05		0.22							2.2		No
Colonial Motor Sales, Inc.	#1	97	7/17/2013	No	G			No													18		No
Colonial Motor Sales, Inc.	#1	97	3/7/2013	No	G			No													4		No
Conopco, Inc. (Site #1)	#1	40	9/26/2013	No	C	94000		No													0.38		No
Conopco, Inc. (Site #1)	#1	40	10/1/2013	Yes	C			No													0.3		No

**Bucklin Point
Non-Significant User
Compliance Monitoring Results - 2013**

Company	Sample Location	Category	Sample Date	NBC Sample	Type	Flow	Volume	CDF	Cd	Cr	Cu	Pb	Ni	Zn	Cn	Ag	BOD	TSS	TTO	Total O&G	Other Parameters	Violation
Conopco, Inc. (Site #1)	#1	40	10/30/2013	No	C	38700		No											0.18			No
Conopco, Inc. (Site #1)	#1	40	11/25/2013	No	C	64300		No											0.14			No
Conopco, Inc. (Site #1)	#1	40	12/19/2013	No	C	17400		No											0.11			No
Conopco, Inc. (Site #1)	#1	40	1/30/2013	No	C	132100		No											0.15			No
Conopco, Inc. (Site #1)	#1	40	2/14/2013	No	C	84100		No											0.1			No
Conopco, Inc. (Site #1)	#1	40	3/20/2013	Yes	C	23188		No											0.22			No
Conopco, Inc. (Site #1)	#1	40	3/26/2013	No	C	92300		No											0.35			No
Conopco, Inc. (Site #1)	#1	40	4/29/2013	No	C	87200		No											0.69			No
Conopco, Inc. (Site #1)	#1	40	5/29/2013	No	C	95100		No											0.27			No
Conopco, Inc. (Site #1)	#1	40	6/19/2013	No	C	130700		No											0.28			No
Conopco, Inc. (Site #1)	#1	40	7/25/2013	No	C	54800		No											0.1			No
Conopco, Inc. (Site #1)	#1	40	8/28/2013	No	C	67700		No											0.07			No
Conopco, Inc. (Site #2)	#1	40	9/26/2013	No	C	258600		No											0.02			No
Conopco, Inc. (Site #2)	#1	40	2/14/2013	No	C	234100		No											0.01			No
Conopco, Inc. (Site #2)	#1	40	11/25/2013	No	C	273700		No											1.05			No
Conopco, Inc. (Site #2)	#1	40	6/19/2013	No	C	256700		No											0.05			No
Conopco, Inc. (Site #2)	#1	40	5/29/2013	No	C	221800		No											0.03			No
Conopco, Inc. (Site #2)	#1	40	4/29/2013	No	C	216600		No											0.03			No
Conopco, Inc. (Site #2)	#1	40	3/26/2013	No	C	231000		No											0.03			No
Conopco, Inc. (Site #2)	#1	40	1/30/2013	No	C	238600		No											0.02			No
Conopco, Inc. (Site #2)	#1	40	7/25/2013	No	C	200500		No											0.07			No
Conopco, Inc. (Site #2)	#1	40	12/19/2013	No	C	253300		No											0.03			No
Conopco, Inc. (Site #2)	#1	40	8/28/2013	No	C	254400		No											0.06			No
Continental Plastics & Packaging	#1	27	7/10/2013	No	G			No														No
Continental Plastics & Packaging	#2	27	1/3/2013	No	G			No			0.14	0.05	0.04	0.56								No
Continental Plastics & Packaging	#2	27	7/10/2013	No	G			No			0.34	0.05	0.04	0.69								No
Cool Air Creations Inc.	#1	99	12/17/2013	No	G			No		0.01	0.11			0.08								No
Cool Air Creations Inc.	#1	99	5/16/2013	No	G			No		0.05	0.76			0.4								No
Cool Air Creations Inc.	#2	99	5/16/2013	No	G			No		0.01	0.04			0.17								No
Cool Air Creations Inc.	#2	99	12/17/2013	No	G			No		0.01	2.02			0.59								Yes
Cooley, Incorporated	#1	53	7/8/2013	No	G			No	0.01	0.01	0.04	0.01	0.03	0.03		0.01						No
Cooley, Incorporated	#1	53	1/11/2013	No	G			No	0.01	0.02	0.03	0.02	0.05	0.06		0.01						No
Cooley, Incorporated	#2	53	1/11/2013	No	G			No												5		No
Cooley, Incorporated	#2	53	7/8/2013	No	G			No												2		No
Crest Manufacturing Company	#1	52	4/19/2013	No	G			No												31.8		No
Crown Collision Center	#1	97	10/15/2013	No	G			No						1.13								No
Crown Collision Center	#1	97	9/30/2013	No	G			No						0.47								No
Crown Collision Center	#1	97	9/9/2013	No	G			No						2.17								Yes
Crown Collision Center	#1	97	9/3/2013	No	G			No						0.51								No
Crown Collision Center	#1	97	8/26/2013	No	G			No						1.95								Yes
Crown Collision Center	#1	97	8/19/2013	No	G			No						0.76								No
Crown Collision Center	#1	97	7/10/2013	No	G			No				0.04	0.05	2.36						6		Yes
Crown Collision Center	#1	97	1/14/2013	No	G			No				0.02	0.01	0.33						3		No
Crown Collision Center	#1	97	10/21/2013	No	G			No						0.37								No
Crown Collision Center	#1	97	10/7/2013	No	G			No						0.4								No
D. Miller's Auto Body	#1	97	7/11/2013	No	G			No												5		No
D. Miller's Auto Body	#1	97	3/14/2013	No	G			No												15		No

**Bucklin Point
Non-Significant User
Compliance Monitoring Results - 2013**

Company	Sample Location	Category	Sample Date	NBC Sample	Type	Flow	Volume	CDF	Cd	Cr	Cu	Pb	Ni	Zn	Cn	Ag	BOD	TSS	TTO	Total O&G	Other Parameters	Violation	
Dave's Marketplace	#1	82	3/9/2013	No	G			No												47		No	
Dave's Marketplace	#1	82	9/4/2013	No	G			No													120		No
David London and Company	#1	35	9/6/2013	No	G			No													4		No
Dimitri Ganim, DDS	#1	94	4/19/2013	No	G			No									0.01						No
Dimitri Ganim, DDS	#1	94	10/23/2013	No	G			No									0.01						No
Dupuis Oil	#1	97	10/15/2013	No	G			No													6.2		No
Dupuis Oil	#1	97	4/12/2013	No	G			No													6		No
East Providence Fire Station #3	#1	97	1/4/2013	No	G			No													56		No
East Providence Fire Station #3	#1	97	7/12/2013	No	G			No													36		No
Erick Market & More Inc.	#1	81	12/30/2013	No	G			No													460		Yes
Flor Di Brava	#1	81	8/28/2013	No	G			No													7.8		No
Flor Di Brava	#1	81	10/21/2013	No	G			No													13.2		No
Flor Di Brava	#1	81	1/8/2013	No	G			No													39		No
Foolproof Brewing Co., LLC	#1	89	7/31/2013	No	G			No									69	21					No
Foolproof Brewing Co., LLC	#1	89	1/28/2013	No	G			No									480	950					No
Hartley's Pork Pies	#1	81	10/17/2013	No	G			No													3		No
Hartley's Pork Pies	#1	81	4/27/2013	No	G			No													6		No
Hasbro, Inc.	#1	27	10/24/2013	No	G			No											0.08				No
Hasbro, Inc.	#1	27	6/7/2013	No	G			No											0.05				No
Hasbro, Inc.	#2	27	6/7/2013	No	G			No	0	0.01	0.09	0.04	0.01	0.23		0.02							No
Hasbro, Inc.	#2	27	10/24/2013	No	G			No	0	0.01	0.09	0.04	0.01	0.28		0.02							No
Hidalgo Market Restaurant	#1	81	1/16/2013	No	G			No													28		No
Hidalgo Market Restaurant	#1	81	7/30/2013	No	G			No													54		No
High Ridge Swim & Tennis Club	#1	89	7/29/2013	No	G			No													9.9		No
Hindley Manufacturing Company	#1	21	4/10/2013	No	G		450	No	0.04	0.01	0.04	0.01	0.28	0.07		0.01					2		No
Hindley Manufacturing Company	#1	21	10/17/2013	No	G		450	No	0	0.01	0.05	0.01	0.18	0.09		0.01					6		No
Homestead Baking Company	#1	81	4/5/2013	No	G			No													4.1		No
Homestead Baking Company	#1	81	10/21/2013	No	G			No													8.8		No
Hope Global	#1	23	4/3/2013	No	C	3447		No		0.01	0.06		0.01	0.07			200	17			16		No
Hope Global	#1	23	10/7/2013	No	C	1294		No		0.01	0.05		0.01	0.06			24	15			4		No
Hope Global	#2	23	4/3/2013	No	G			Yes													1.9		No
Hope Global	#2	23	10/7/2013	No	G			Yes													3.3		No
Impact Custom Apparel, LLC	#1	99	7/9/2013	No	G			No		0.01	0.44			0.43									No
Impact Custom Apparel, LLC	#1	99	10/17/2013	No	G			No		0.01	0.12			0.08									No
Imperial Packaging Corporation	#1	49	11/13/2013	No	G			No						0.18									No
Industrial Container Services - RI, LLC	#1	44	10/4/2013	No	G			No													1.2		No
Ink Solution	#1	99	11/29/2013	No	G			No		0.05	0.02			0.01									No
Ink Solution	#1	99	4/29/2013	No	G			No		0.05	0.07			0.21									No
International Accessories	#1	24	7/9/2013	No	G			No		0.02	0.14			0.22									No
International Accessories	#1	24	1/3/2013	No	G			No		0.02	0.15			0.15									No
International Accessories	#2	24	6/17/2013	No	G		2000	No	0.01	0.02	0.24	0.02	0.05	0.39		0.01							No
International Meat Market	#1	81	10/18/2013	No	G			No													9		No
International Meat Market	#2	81	10/18/2013	No	G			No													11		No
J and K Restaurant	#1	85	9/9/2013	No	G			No													69		No
J and K Restaurant	#1	85	2/12/2013	No	G			No													8.5		No
J.I.F. Investment Co., Inc.	#1	97	10/10/2013	No	G			No													50		No
J.I.F. Investment Co., Inc.	#1	97	6/6/2013	No	G			No													15		No

Bucklin Point
Non-Significant User
Compliance Monitoring Results - 2013

Company	Sample Location	Category	Sample Date	NBC Sample	Type	Flow	Volume	CDF	Cd	Cr	Cu	Pb	Ni	Zn	Cn	Ag	BOD	TSS	TTO	Total O&G	Other Parameters	Violation
JAR Bakers Supply	#1	81	10/23/2013	No	G			No									26090	4570				No
JAR Bakers Supply	#1	81	5/1/2013	No	G		25	No									11985	471				No
K&W Webbing Company	#1	23	10/22/2013	No	G		113	No		0.01	0.11			0.07								No
K&W Webbing Company	#1	23	4/23/2013	No	G		696	No		0.01	0.02			0.02								No
Key Container Corporation	#1	24	7/10/2013	No	G	450		No			0	0		0								pH = 6.01
Key Container Corporation	#1	24	1/15/2013	No	G			No			0	0		0.07								pH = 7.23
L&B Foods, Inc.	#1	81	1/11/2013	No	G			No													1	No
L&B Foods, Inc.	#1	81	7/17/2013	No	G			No													3.4	No
L&B Foods, Inc.	#2	81	1/11/2013	No	G			No													1	No
L&B Foods, Inc.	#2	81	7/17/2013	No	G			No													29	No
Lindbergh Auto Body, Inc.	#1	97	7/30/2013	No	G			No													35	No
Lindbergh Auto Body, Inc.	#1	97	1/31/2013	No	G			No													5.1	No
Lindsay Ciombor Brislin, DMD	#1	94	10/16/2013	No	G			No									0.01					No
Lindsay Ciombor Brislin, DMD	#1	94	4/22/2013	No	G			No									0.01					No
M & M NY System	#1	85	3/26/2013	No	G			No													0	No
M & M NY System	#1	85	9/23/2013	No	G			No													2	No
Main Street Market, Inc.	#1	82	4/8/2013	No	G			No													31	No
Main Street Market, Inc.	#1	82	9/4/2013	No	G			No													12	No
Marotta Food Corporation	#1	82	9/23/2013	No	G			No													32	No
Marotta Food Corporation	#1	82	9/23/2013	No	G			No													8.8	No
McDonald's - Armistice Blvd.	#1	85	1/7/2013	No	G			No													16.9	No
McDonald's - Armistice Blvd.	#1	85	7/8/2013	No	G			No													4.1	No
Memorial Hospital of Rhode Island	#1	60	5/6/2013	No	G			No									0.34					pH = 6.9
Memorial Hospital of Rhode Island	#1	60	4/23/2013	No	G			No									6.36					Yes
Memorial Hospital of RI	#1	90	11/4/2013	No	G			No									0.01					No
Memorial Hospital of RI	#1	90	4/23/2013	No	G			No									0.01					No
Memorial Hospital of RI	#2	90	11/27/2013	No	G			No			1.08											No
Memorial Hospital of RI	#2	90	12/4/2013	No	G			No			0.71											No
Memorial Hospital of RI	#2	90	4/23/2013	No	G			No	0.02	0.05	0.63	0.05	0.04	0.08			0.01					No
Memorial Hospital of RI	#2	90	12/11/2013	No	G			No			0.53											No
Memorial Hospital of RI	#2	90	11/4/2013	No	G			No	0.02	0.05	1.44	0.15	0.04	0.12			0.01					Yes
Memorial Hospital of RI	#2	90	11/20/2013	No	G			No			1.48											Yes
Memorial Hospital of RI	#2	90	12/19/2013	No	G			No			1.86											Yes
Memorial Hospital of RI	#3	90	11/4/2013	No	G			No	0.02	0.05	0.03	0.05	0.04	0.01			0.01					No
Memorial Hospital of RI	#4	90	4/23/2013	No	G			No	0.02	0.05	0.17	0.05	0.04	0.07			0.01					No
Memorial Hospital of RI	#4	90	11/4/2013	No	G			No	0.02	0.05	0.2	0.05	0.04	0.11			0.01					No
Michael Healy Designs, Inc.	#1	27	1/22/2013	No	C	178		No			0.05		0.05	0.02			0.01				0.01	No
Michael Healy Designs, Inc.	#1	27	7/22/2013	No	C	90		No			0.12		0.04	0.06			0.01				0.23	No
Michael's Meats	#1	81	4/15/2013	No	G			No													26	No
Michael's Meats	#1	81	7/13/2013	No	G			No													43	No
Mirror Image	#1	99	6/18/2013	No	G			No		0.01	0.14			0.27								No
Mirror Image	#1	99	2/4/2013	No	G			No		0.01	0.1			0.18								No
Modern Diner	#1	85	6/20/2013	No	G			No													25.6	No
Modern Diner	#1	85	11/4/2013	No	G			No													17.8	No
NECVW, Inc.	#1	97	3/22/2013	No	G			No													102	No
NECVW, Inc.	#1	97	7/14/2013	No	G			No													10	No
Neptco, Inc.	#1	53	4/19/2013	No	G			No	0.01	0.02	0.05	0.02	0.05	0.05		0.01						pH = 7.15

**Bucklin Point
Non-Significant User
Compliance Monitoring Results - 2013**

Company	Sample Location	Category	Sample Date	NBC Sample	Type	Flow	Volume	CDF	Cd	Cr	Cu	Pb	Ni	Zn	Cn	Ag	BOD	TSS	TTO	Total O&G	Other Parameters	Violation			
Neptco, Inc.	#2	53	4/19/2013	No	G			No	0.01	0.02	0.04	0.02	0.05	0.05		0.01						pH = 7.24	No		
New England Paper Tube Company, Inc.	#1	24	1/8/2013	No	G			No		0.05	0.04			0.05										No	
New England Paper Tube Company, Inc.	#1	24	7/17/2013	No	G			No		0.05	0.02			0.08										No	
North American Salt & Fresh Fish Corp.	#1	81	9/3/2013	No	G			No													5		No		
North American Salt & Fresh Fish Corp.	#1	81	3/25/2013	No	G			No													5		No		
Northeast Knitting, Inc.	#1	23	10/30/2013	No	G			No									10	91						No	
Northeast Knitting, Inc.	#1	23	4/29/2013	No	G		50	No									24	5.3						No	
Nuts 'N More	#1	81	9/26/2013	No	G		25	No													1			No	
Omni Color Printing	#1	24	1/10/2013	No	G			No			0.02			0.07										No	
Omni Color Printing	#1	24	8/8/2013	No	G			No			0.02			1.22										No	
Orion Retail	#1	26	1/29/2013	No	G	6160		No			0.07			0.24										No	
Orion Retail	#1	26	2/6/2013	No	G	5760		No			0.02			0.08										No	
Orion Retail	#1	26	7/1/2013	No	G			No		0.15	0.03		0.06	0.17										No	
Orion Retail	#1	26	1/13/2013	No	G			No			0.02			0.17										No	
Orion Retail	#1	26	1/4/2013	No	G		1252	No		1.42	3.47		0.63	4.84										Yes	
Orion Retail	#1	26	1/23/2013	No	G	10640		No			0.21			0.28										No	
Packaging Concepts, Ltd.	#1	24	7/11/2013	No	G		25	No		0.02	0.02			0.22										No	
Packaging Concepts, Ltd.	#1	24	1/22/2013	No	G		25	No		0.02	0.03			0.14										No	
Packaging Concepts, Ltd.	#2	24	1/22/2013	No	G		25	No													19			No	
Packaging Concepts, Ltd.	#2	24	8/28/2013	No	G		5	No													14			No	
Packaging Concepts, Ltd.	#2	24	8/30/2013	No	G		5	No													55			No	
Packaging Concepts, Ltd.	#2	24	8/29/2013	No	G		5	No													23			No	
Packaging Concepts, Ltd.	#2	24	8/27/2013	No	G		5	No													20			No	
Packaging Concepts, Ltd.	#2	24	7/11/2013	No	G		25	No													793			Yes	
Packaging Graphics, LLC	#1	24	4/5/2013	No	G			No		0.05	0.2			0.2										No	
Packaging Graphics, LLC	#1	24	10/8/2013	No	G			No		0.05	0.36			0.03										No	
Packaging Graphics, LLC	#2	24	10/8/2013	No	G			No													123			No	
Packaging Graphics, LLC	#2	24	4/5/2013	No	G			No													50			No	
Packaging Graphics, LLC	#3	24	4/5/2013	No	G			No													13			No	
Packaging Graphics, LLC	#3	24	10/8/2013	No	G			No													5.1			No	
Patriot Textiles, Inc.	#1	23	10/17/2013	No	G		221	No		0.04	0.15			1.06							10			No	
Pawtucket Lion Pizza, Inc.	#1	85	12/12/2013	No	G			No														13			No
Pawtucket Lion Pizza, Inc.	#1	85	1/3/2013	No	G			No														48			No
Pawtucket Lion Pizza, Inc.	#1	85	6/21/2013	No	G			No														15			No
PMG Inc.	#1	85	2/25/2013	No	G	5		No														8.4		No	
PMG Inc.	#1	85	8/21/2013	No	G		5	No														16.3		No	
PMG Inc.	#2	85	2/25/2013	No	G	5		No														3.8		No	
PMG Inc.	#2	85	8/21/2013	No	G		5	No														7.2		No	
Podiatry Services Ltd.	#1	94	4/5/2013	No	G			No									0.08							No	
Podiatry Services Ltd.	#1	94	10/24/2013	No	G			No									0.04							No	
Poly/Spense, Corp.	#1	22	7/8/2013	No	C	570		No		0.05	0.02			0.01										No	
Poly/Spense, Corp.	#1	22	4/3/2013	No	C	670		No		0.05	0.02			0.02										No	
Poly/Spense, Corp.	#1	22	1/8/2013	No	C	865		No		0.05	0.02			0.01										No	
Poly/Spense, Corp.	#1	22	10/2/2013	No	C			No		0.05	0.07			0.02										No	
Precision Harley - Davidson, Inc.	#1	97	10/4/2013	No	G			No														47		No	
Precision Harley - Davidson, Inc.	#1	97	2/7/2013	No	G			No														9		No	
Precision Harley - Davidson, Inc.	#1	97	1/9/2013	No	G			No														28		No	

**Bucklin Point
Non-Significant User
Compliance Monitoring Results - 2013**

Company	Sample Location	Category	Sample Date	NBC Sample	Type	Flow	Volume	CDF	Cd	Cr	Cu	Pb	Ni	Zn	Cn	Ag	BOD	TSS	TTO	Total O&G	Other Parameters	Violation	
Precision Harley - Davidson, Inc.	#1	97	1/17/2013	No	G			No												44		No	
Precision Harley - Davidson, Inc.	#1	97	4/4/2013	No	G			No													9.1		No
Precision Harley - Davidson, Inc.	#1	97	1/23/2013	No	G			No													12		No
Printmakers, Inc.	#1	93	4/18/2013	No	G	49		No								0.05						pH = 6.77	No
Printmakers, Inc.	#1	93	10/4/2013	No	G	80		No								0.1						pH = 7.12	No
Rand Whitney Southeast Container, LLC	#1	24	6/3/2013	No	G		100	No			0.6			0.18									No
Rand Whitney Southeast Container, LLC	#1	24	10/18/2013	No	G		150	No		0.01	0.04			0.07							20.28		No
Rand Whitney Southeast Container, LLC	#1	24	4/29/2013	No	G		200	No		0.22	34.1			1.78							28		Yes
Rand Whitney Southeast Container, LLC	#1	24	5/20/2013	No	G		100	No			1.14			0.04									No
Rand Whitney Southeast Container, LLC	#1	24	1/14/2013	No	G		232	No		0.03	0.67			0.1							20		No
Rand Whitney Southeast Container, LLC	#1	24	6/11/2013	No	G		100	No			0.09			0.02									No
Rand Whitney Southeast Container, LLC	#1	24	6/18/2013	No	G		100	No			0.59			0.06									No
Rand Whitney Southeast Container, LLC	#1	24	7/1/2013	No	G		100	No		0.03	0.16			0.23							39		No
Rhode Island Textile Company	#1	23	4/11/2013	No	G		160	No		0.05	0.03	0.05		0.05							1		No
Rhode Island Textile Company	#1	23	10/11/2013	No	G		160	No		0.05	0.09	0.05		0.18							3		No
Ribatejo	#1	82	8/6/2013	No	G			No													14.3		No
Ribatejo	#1	82	3/13/2013	No	G			No													8.6		No
RIDCO Casting Co.	#1	21	9/23/2013	No	G		1400	No	0		0.02	0.01		0.19									No
Russell S. Chin, DDS, Ltd.	#1	94	5/30/2013	No	G			No								0.01							No
Russell S. Chin, DDS, Ltd.	#1	94	10/4/2013	No	G			No								0.01							No
Schofield Printing, Inc.	#1	99	6/11/2013	No	G			No	0.02	0.05	0.24												No
Schofield Printing, Inc.	#1	99	1/7/2013	No	G			No	0.02	0.05	0.03												No
Seven Stars Bakery - Pawtucket	#1	81	7/18/2013	No	G			No													28.7		No
Seven Stars Bakery - Pawtucket	#1	81	1/17/2013	No	G			No													62.2		No
Sewrite Embroidery	#1	99	4/16/2013	No	G			No		0.03	0.1			0.1									No
Sewrite Embroidery	#1	99	12/10/2013	No	G			No		0.01	0.08			0.02									No
Shaydan Inc.	#1	85	1/28/2013	No	G			No													28		No
Shaydan Inc.	#1	85	1/16/2013	No	G			No													84		No
Shaydan Inc.	#1	85	1/13/2013	No	G			No													37		No
Shaydan Inc.	#1	85	1/9/2013	No	G			No													63		No
Shaydan Inc.	#1	85	1/2/2013	No	G			No													142		Yes
Shaydan Inc.	#1	85	10/9/2013	No	G			No													64		No
Shaydan Inc.	#1	85	4/8/2013	No	G			No													34		No
Simmering Soup Kitchen, LLC	#1	81	8/1/2013	No	G			No									130	40			14		No
Simmering Soup Kitchen, LLC	#1	81	8/22/2013	No	G			No									53	11			18		No
Simmering Soup Kitchen, LLC	#1	81	8/8/2013	No	G			No									58	16			25		No
Simmering Soup Kitchen, LLC	#1	81	8/15/2013	No	G			No									12	10			2		No
Simmering Soup Kitchen, LLC	#1	81	7/15/2013	No	G			No									3200	5100			2000		Yes
Simmering Soup Kitchen, LLC	#2	81	10/17/2013	No	G			No									24	11			17		No
Simmering Soup, Inc.	#2	71	3/5/2013	No	G			No									600	99			330		Yes
Spirit Recognition	#1	99	5/14/2013	No	G			No		0.05	0.16			0.11									No
Spirit Recognition	#1	99	10/10/2013	No	G			No		0.05	0.29			0.05									No
Stop & Shop Supermarket #704	#1	82	6/3/2013	No	G		8000	No													89		No
Stop & Shop Supermarket #704	#1	82	12/2/2013	No	G			No													72		No
Stop & Shop Supermarket #704	#1	82	3/4/2013	No	G			No													92		No
Stop & Shop Supermarket #704	#1	82	9/6/2013	No	G			No													32		No
Stop & Shop Supermarket #710	#1	82	6/6/2013	No	G		4000	No													84		No

**Bucklin Point
Non-Significant User
Compliance Monitoring Results - 2013**

Company	Sample Location	Category	Sample Date	NBC Sample	Type	Flow	Volume	CDF	Cd	Cr	Cu	Pb	Ni	Zn	Cn	Ag	BOD	TSS	TTO	Total O&G	Other Parameters	Violation	
The INSCO Group	#1	99	5/20/2013	No	G	1541		No						0.15								No	
The INSCO Group	#1	99	10/2/2013	No	G	1736		No	0.01	0.05	0.44	0.05	0.14	0.84		0.01					13		No
The INSCO Group	#1	99	5/13/2013	No	G	1810		No						0.26									No
The INSCO Group	#1	99	4/3/2013	No	G	152		No	0.02	0.1	0.78	0.26	0.14	3.09		0.02					31		Yes
The INSCO Group	#1	99	4/29/2013	No	G	1900		No						0.05									No
The Newport Deck	#1	85	10/21/2013	No	G			No													7.6		No
The Newport Deck	#1	85	4/29/2013	No	G			No													4.8		No
The Stop & Shop Supermarket Co. LLC	#1	82	9/5/2013	No	G			No													73		No
The Stop & Shop Supermarket Co. LLC	#1	82	3/4/2013	No	G			No													100		No
The Stop & Shop Supermarket Co. LLC	#1	82	6/6/2013	No	G		2000	No													67		No
The Stop & Shop Supermarket Co. LLC	#1	82	12/2/2013	No	G			No													50		No
University Oral & Maxil. - School Street	#1	94	9/24/2013	No	G			No									0.15						No
University Oral & Maxil. - School Street	#1	94	4/9/2013	No	G			No									0.02						No
Walter R. Shaghalian D.M.D.	#1	94	10/26/2013	No	G		25	No									0.37						No
Walter R. Shaghalian D.M.D.	#1	94	4/8/2013	No	G		5	No									0.03						No
Water Works Car Wash	#1	97	1/23/2013	No	G	1		No													2.2		No
Water Works Car Wash	#1	97	1/23/2013	No	G	1		No													2.2		No
Water Works Car Wash	#1	97	8/4/2013	No	G	3		No													2		No
Xelapan Bakery and Convenience	#1	81	1/7/2013	No	G			No													345		Yes
Xelapan Bakery and Convenience	#1	81	7/30/2013	No	G			No													79.7		No
Xelapan Bakery and Convenience	#1	81	1/30/2013	No	G			No													23.1		No
Zaccagnini's Pastry Shoppe	#1	81	10/18/2013	No	G			No													11.5		No
Zaccagnini's Pastry Shoppe	#1	81	7/9/2013	No	G			No													85.8		No

ATTACHMENT VOLUME II

SECTION 7

***SURVEILLANCE MANHOLE
MONITORING DATA AND LEGEND***

COMPLIANCE MONITORING LEGEND

Parameter Legend

Cd = Cadmium

Cr = Chromium

Cu = Copper

Pb = Lead

Ni = Nickel

Ag = Silver

Zn = Zinc

CN = Cyanide

Hg = Mercury

Mo = Molybdenum

As = Arsenic

Sn = Tin

VOC = Volatile Organic Compounds

Se = Selenium

O & G = Oil and Grease

BOD = Biochemical Oxygen Demand

TSS = Total Suspended Solids

TTO = Total Toxic Organics

TRC = Total Residual Chlorine

***SURVEILLANCE MANHOLE
MONITORING DATA
AND LEGEND***

FIELD'S POINT

**Field's Point
Manhole Legend - 2013**

MANHOLE #	PROVIDENCE
0	Field's Point Influent
1	Ernest Street Pump Station Wet Well
01A	Allens Avenue Interceptor
01B	Ernest Street Pump Station (Ellenfield Street Interceptor)
01C	Ernest Street Pump Station (Diversion Structure)
01D	Ernest Street Pump Station (Ellenfield Interceptor/Diversion Structure Combination)
2	Washington Park Pump Station
3	Shipyards Street
04A	D.S. Armbrust International - Chapman Street
04B	U.S. Armbrust International - Chapman Street
05A	D.S. Danecraft / Alan Jewelry - Baker Street
05B	U.S. Danecraft / Alan Jewelry - Baker Street
06A	Baker Street
06B	Baker Street
7	Ellenfield Street
07A	D.S. 85 Ellenfield Street
07B	U.S. 85 Ellenfield Street
08A	D.S. Ira Green - Toronto Street
08B	U.S. Ira Green - Toronto Street
09A	D.S. Technodic, U.S. Providence Chain & Beaucraft - Georgia Ave.
09B	U.S. Technodic - Georgia Avenue
09c	U.S. Technodic - Georgia Avenue
10A	D.S. Providence Chain & Beaucraft - Georgia Avenue
11A	D.S. Monarch Metal Finishing - Virginia Avenue
12A	D.S. Formerly C&C Rhode Island - Virginia Avenue
12B	U.S. Formerly C&C Rhode Island - Virginia Avenue
13A	D.S. Mahr Federal
13B	U.S. Mahr Federal
14A	D.S. 82 Aldrich Street
14B	U.S. 82 Aldrich Street
15A	Hylestead Street
15B	Hylestead Street
16A	Blundell Street
16B	Blundell Street
17A	D.S. Univar USA - Field's Point Drive
18A	Spooner Street
19A	D.S. Eddy Street At Wyatt
19B	U.S. Eddy Street Between Oxford And Mutual
20A	D.S. R.E. Sturdy - Seymour Street
21A	D.S. 60 Seymour Street - Warren Way
22A	D.S. Northland Environmental - Allens Avenue
22B	Allens Avenue And Blackstone Street
22C	U.S. Of Henderson Street On Allens Avenue
23A	D.S. Ideal Plating - Public Street

**Field's Point
Manhole Legend - 2013**

MANHOLE #	PROVIDENCE
23B	U.S. Ideal Plating - Public Street
24A	D.S. Herff Jones - Temple Street
24B	U.S. Herff Jones - Temple Street
25A	D.S. 908 Eddy Street
25B	U.S. 908 Eddy Street
28A	Eddy Street
28B	Eddy Street
29A	Willard Avenue
29B	Willard Avenue
30A	
30B	
31A	D.S. Formerly Victory Finishing Technology - Eddy Street
31B	U.S. Formerly Victory Finishing Technology - Globe Street
31C	U.S. Formerly Victory Finishing Technology - Eddy Street
32A	D.S. Dominion Energy - Manchester Street
33A	Pine Street
33B	Pine Street
34A	D.S. Clayton Company - Clifford Street
34B	U.S. Clayton Company - Clifford Street
36A	Chestnut Street
36B	Chestnut Street
37A	Ship Street
37B	Ship Street
38A	Elm Street
38B	Chestnut Street
39A	D.S. Former Regal Plating - Chestnut Street
39B	U.S. Former Regal Plating - South Street
40A	South Street
40B	South Street
41A	Parsonage Street
42A	D.S. 45 Borden Street - Crary Street
42B	U.S. 45 Borden Street - Crary Street
43A	D.S. Former Esposito Jewelry - Dupont Dr.
43B	U.S. Former Esposito Jewelry - Dupont Dr.
44A	D.S. T. Sardelli - Dupont Dr.
44B	U.S. T. Sardelli - Dupont Dr.
45A	D.S. C&J Jewelry - Dupont Dr.
45B	U.S. C&J Jewelry - Dupont Dr.
46A	D.S. 88 Niantic Avenue - Dupont Dr.
47A	D.S. Park Lane / Colibri - Niantic Ave.
47B	U.S. Park Lane / Colibri - Niantic Ave.
48A	D.S. Uncas Manufacturing - Niantic Ave.
48B	U.S. Uncas Manufacturing - Niantic Ave.
49A	Salem St.

**Field's Point
Manhole Legend - 2013**

MANHOLE #	PROVIDENCE
49B	Salem St.
50A	D.S. Industrial Park (Dupont Dr. & Niantic Ave.) Burrington St.
50B	D.S. Esposito and Sardelli - Dupont Drive
50C	D.S. C & J and Park Lane/Colibri - Dupont Drive
51	D.S. Everybody On PR5 Except Ind. Park - Huntington St.
52A	D.S. New England Ind. - Melrose St.
52B	U.S. New England Ind. - Potters Ave.
53A	D.S. Surface Coatings - Plymouth St.
53B	U.S. Surface Coatings - Plymouth St.
54A	Cranston St.
54B	Cranston St.
55A	Bellevue Ave.
55B	Bellevue Ave.
56A	D.S. Spencer Plating, U.S D&D Chrome - Dexter St.
56B	U.S. Spencer Plating - Dexter St.
56C	Dexter St.
57A	D.S. 43 Bucklin St.
57B	U.S. 43 Bucklin St.
58A	D.S. Allied Business Forms - Bucklin St.
58B	U.S. Allied Business Forms - Bucklin St.
59A	D.S. Pilgrim Screw - Dexter St.
59B	U.S. Pilgrim Screw - Dexter St.
59C	Dexter St.
60A	D.S. Austin Metal Finishing - Sprague St.
60B	U.S. Austin Metal Finishing - Sprague St.
61A	D.S. Klitzner Industries - Westfield St.
61B	U.S. Klitzner Industries - Westfield St.
62A	D.S. Prov. Journal (Fountain St) - Fountain St.
62B	U.S. Prov. Journal (Fountain St) - Fountain St.
63A	D.S. Prov. Journal (Prod. Facility) - Kinsley Ave.
63B	U.S. Prov. Journal (Prod. Facility) - Kinsley Ave.
64A	D.S. 30 Desoto St.
65A	D.S. International Chromium Plating - Addison Place
65B	U.S. International Chromium Plating - Addison Place
66A	Erickson Place
68A	D.S. 335 Valley St.
68B	U.S. 335 Valley St.
69A	D.S. Eagle Plating - Aurora St.
69B	U.S. Eagle Plating - Aurora St.
69C	
69D	
70A	D.S. A&F Plating & Universal Plating - River Ave.
70B	U.S. A&F Plating & Universal Plating - River Ave.
71A	D.S. 555 Valley - Hemlock St.

**Field's Point
Manhole Legend - 2013**

MANHOLE #	PROVIDENCE
71B	U.S. 555 Valley - Hemlock St.
72A	Drive Way Of 350 Kinsley Ave. Mill Complex
72B	Kinsley Ave.
73A	D.S. U.S. General Plating - Harris Ave.
73B	U.S. 586 Atwells Ave - Harris Ave.
73C	D.S. General Plating - Harris Ave.
74A	Curtis St.
75A	U.S. Umicore - Sims St.
75B	D.S. Umicore, U.S. Oster Alloys & Callico Metals - Sims St.
75C	D.S. Oster Alloys & Callico Metals, U.S. Eastern Wire Prod. - Sims St.
75D	D.S. Eastern Display Acquisition - Sims St.
76A	Olneyville Drainage District - Valley St.
77A	D.S. Atlantic Mills Complex - Manton Ave.
77B	U.S. Atlantic Mills Complex - Manton Ave.
78A	Delaine Street
79A	D.S. Genesis Marketing Group - Agnes St.
79B	U.S. Genesis Marketing Group - Magnolia St.
79C	U.S. D & L Sales
79D	D.S. D & L Sales
80A	D.S. Apex Plating - Hartford Ave.
80B	U.S. Apex Plating - Hartford Ave.
81A	D.S. Contract Specialities - Hartford Ave.
81B	U.S. Contract Specialities - Hartford Ave.
82A	King Phillip St.
82B	King Phillip St.
83A	D.S. 50 Valley St.
83B	U.S. 50 Valley St.
84A	D.S. 415 Valley St.
84B	U.S. 415 Valley St.
85A	Spruce Street
85B	Spruce Street
86A	D.S. Wal-Kar Engraving - West Park St.
86B	U.S. Wal-Kar Engraving - West Park St.
87A	D.S. 69 Bath St.
87B	U.S. 69 Bath St.
88A	West River St.
88B	West River St.
89A	D.S. Home Depot Charles St.
89B	U.S. Home Depot- Charles St.
90A	D.S. Drew Easton Company - Whipple St.
90B	U.S. Drew Easton Company - Whipple St.
91A	D.S. Fashion Accents - Nashua St.
91B	U.S. Fashion Accents - Nashua St.
92A	D.S. Eastern Color & Chemical - Livingston St.

**Field's Point
Manhole Legend - 2013**

MANHOLE #	PROVIDENCE
92B	U.S. Eastern Color & Chemical - Livingston St.
93A	D.S. GCI - Touro St.
93B	U.S. GCI - Touro St.
94A	D.S. JRB Associates - Silver Spring St.
94B	U.S. JRB Associates - Silver Spring St.
94C	D.S. JRB Associates And Royal Little Drive- Silver Spring St.
95A	Branch Ave.
95B	Branch Ave.
96A	D.S. 812 Charles St.
96B	U.S. 812 Charles St.
97A	D.S. H&M industries - Douglas Ave.
97B	U.S. H&M industries - Douglas Ave.
98A	D.S. Electrolizing - Houghton Street
100A	D.S. International Etching - Ninigret Ave.
100B	U.S. International Etching - Ninigret Ave.
101A	D.S. EBA Inc., dba Kadak Jewelry - Meadow St.
101B	U.S. EBA Inc., dba Kadak Jewelry - Meadow St.
102A	D.S. 409 Pine Street - Pine St.
102B	U.S. 409 Pine Street - Pine St.
103	India Street Siphon
103A	India Street At South Water St.
104A	Valley Street At Amhearst
105A	D.S. Atamian - Silver Spring St.
106A	D.S. Sage Mfg. - Dexter St.
106B	U.S. Sage Mfg, D.S. D&D Chrome. - Dexter St.
107A	D.S. 15 Clarkson St.
107B	U.S. 15 Clarkson St.
108A	Washington St. Near Knight
109A	D.S. Mutual Metals - Corliss Street
109B	U.S. Mutaul Metals - Corliss Street
170A	D.S. 70 Royal Little Drive
170B	U.S. 70 Royal Little Drive
175A	D.S. RIPTA - Melrose Street
175B	U.S. RIPTA - Melrose Street
180A	D.S. Style Accessories - Acorn Street
180B	U.S. Style Accessories - Acorn Street
190	U.S. Manton Meter (Providence / Johnston Line)
193A	D.S. J.C. Gorham
193B	U.S. J.C. Gorham
200	South of Pumping Location @ Canada Pond
181A	D.S. International Insignia - Carolina Avenue
181B	U.S. International Insignia - Carolina Avenue
194	India Point Siphon
195	Davis Park

**Field's Point
Manhole Legend - 2013**

MANHOLE # PROVIDENCE

196	Branch Avenue at Silver Spring under Bridge
197	Dorrance and Dyer on Sidewalk
200	US Redwing St - West Side of Tracks
201	South of Reservoir - West Side of Tracks
500	Plainfield Street at Gifford Street
501	Plainfield Street before Webster
502	Duneford and Plainfield Street
503	Webster and plainfield
202A	DS Kirks Folly on Chapman St,
202B	US Kirks Folly on chapman st.
203A	DS Crisloid
203B	US Crisloid
204A	DS Metallurgical Solutions
204B	US Metallurgical Solutions

MANHOLE # JOHNSTON

110A	D.S. 178 George Waterman Ave.
110B	U.S. 178 George Waterman Ave.
111A	D.S. G. Tanury - Railroad Ave.
111B	U.S. G. Tanury - Railroad Ave.
112A	D.S. 2 Putnam Avenue - Railroad Ave.-
112B	U.S. 2 Putnam Avenue - Putnam Pike
113A	D.S. 1 Goldsmith Street
114A	D.S. 770 Hartford Ave.
114B	U.S. 770 Hartford Ave.
115A	D.S. 7 Victory Avenue - Oakdale Ave.
116A	D.S. E & M Enterprises Ltd. - Dyerville Ave.
116B	U.S. E & M Enterprises Ltd. - Dyerville Ave.
117A	D.S. Alviti Tool & Die - Dyerville Ave.
117B	U.S. Alviti Tool & Die - Hedley St.
118A	D.S. 1284 Plainfield St.
118B	U.S. 1284 Plainfield St.
119A	D.S. Designs International - Hartford Ave.
119B	U.S. Designs International - Hartford Ave.
120	Plainfield Street, Johnston between School and Willow Street
120A	D.S. Calco Plating - Plainfield St.
120B	U.S. Calco Plating - Plainfield St.
122A	D.S. Eastern Screw, U.S. Unique Plating - Mill St.
122B	D.S. Unique Plating, U.S. AG&G - Mill St
122C	D.S. AG&G, Unique & Eastern Screw - Mill St.
123A	D.S. Difruscia - Starr St.
123B	U.S. Difruscia Plating - Starr St.
124A	D.S. Tri-Jay - Industrial Lane

**Field's Point
Manhole Legend - 2013**

MANHOLE # JOHNSTON

124B U.S. Tri-Jay - Industrial Lane
125A D.S. Tri-Jay - Industrial Lane Pump Station
126A Plainfield Street At Pocassett Street
127A D.S. ToolCraft/Rumart - Hartford Avenue
127B U.S. ToolCraft/RuMart D.S. KB Surfaces - Hartford Avenue
127C U.S. KB Surfaces - Hartford Avenue

MANHOLE # NORTH PROVIDENCE

150A D.S. Induplate, Evans Plating - Steere St.
151A D.S. Induplate - Waterman Avenue at Woodcliffe
151B U.S. Induplate - Waterman Avenue at Sawin
151C U.S. Induplate - Greystone Avenue
153A D.S. Evan's Plating - North Prov. - Waterman Ave.
153B U.S. Evan's Plating - North Prov. - Waterman Ave.
154A D.S. Alpha Plating & Metallizing - Humbert St.
154B U.S. Alpha Plating & Metallizing - Humbert St.
155A Charles Street
155B Charles Street
156A D.S. A. Harrison - Hurdis Street
156B U.S. A. Harrison - Hurdis Street
157A Douglas Avenue
157B Douglas Avenue
158A D.S. Fernando Orginals - Woonasquatucket Ave.
158B U.S. Fernando Orginals - Woonasquatucket Ave.
159A D.S. Lee's Manufacturing - Smith Street
159B U.S. Lee's Manufacturing - Smith Street
161A D.S. 2 Tag Drive - Tag Drive
161B U.S. 2 Tag Drive - Tag Drive
165 639 Smithfield Road
166 7 Joyce Street
250A Catch Basin In Parking Lot Of 1825 Mineral Spring Ave.
250B Catch Basin At Corner Of Mineral Spring Ave. & Hawthorne St.
167 D.S. Aro-Sac / Karoway Polishing - Warren Avenue

**Field's Point
Manhole Legend - 2013**

MANHOLE #	SANITARY MANHOLES
S01	Regent Avenue at Huron
S02	Pearl Street
S03	New York Avenue
S04	Academy Avenue
S05	Farm Street
S06	Pleasant Valley Parkway & River Avenue
S07	Linton Street
S08	Borden Avenue
S09	Governor Street
S10	River Road
S11	Roanike Street
S12	Belmont Street
S13	Gruptone Street
S14	Teakwood Drvie
S15	Wood Street
S16	Chapin Street
S17	Ohio Avenue
S18	Mark Drive at Gillen Avenue
S19	California Avenue
S20	Gillen Avenue
S21	South Larchmont
S22	791 Meadow Street DS Gillen Avenue at #42
S23	792 Meadow Street at Gillen Avenue
S24	180 Indiana Avenue
S25	Melrose at Sumter
S26	167 Vermont Avenue
S27	Manchester at Farm Road
S28	Ambrose Street
S29	Florence Street
S30	Vermont Avenue
S31	Gillen Avenue at Ambrose
S32	Gillen Avenue at Florence
S33	Ellery Street
S34	Oak Street
S35	India at South Main Street
S36	Brook at India
S37	Whittier
S38	Webb Street
S39	Gillen Avenue at Lincoln
S40	Ambrose Street at Borah
S41	Bellevue Avenue
S42	Ford Street
S43	Washington Avenue

**Field's Point
Manhole Data - 2013**

Manhole #	Date	Cd	Cr	Cu	Pb	Ni	Ag	Zn	CN	pH	O & G	TTO	Comments
F04A	1/17/2013	0.015	0.075	0.164	0.075	0.345	0.041	0.272	0.132	7.8			
F04B	1/17/2013												No Sample
F04B	9/12/2013	0.015	0.075	0.091	0.075	0.642	0.025	0.239	0.010	7.7			
F07	1/4/2012	0.015	0.075	3.820	0.075	0.673	0.045	0.270	0.056	6.9			
F07	6/27/2013	0.015	0.094	0.655	0.075	0.068	0.025	0.086	0.231	7.9			
F07	12/21/2013	0.015	0.075	0.374	0.075	0.195	0.025	0.363	0.127	7.2			
F08A	4/25/2013	0.015	0.075	0.065	0.075	0.382	0.025	0.162	0.020	8.3			
F08B	4/25/2013	0.015	0.075	0.075	0.075	0.050	0.025	0.223	0.006	8.4			
F09A	8/8/2013	0.015	0.489	0.165	0.104	0.050	0.025	0.356	0.026	7.8			
F09A	11/27/2013	0.015	0.154	0.027	0.075	0.050	0.025	0.094	0.008	7.6			
F09B	8/8/2013	0.015	0.075	0.060	0.075	0.050	0.025	0.070	0.004	7.8			
F09B	11/27/2013	0.015	0.075	0.032	0.075	0.050	0.025	0.154	0.004	6.6			
F09C	8/8/2013	0.015	0.075	1.260	0.075	0.050	0.025	3.950	0.018	6.8			start of line
F09C	11/27/2013	0.015	0.075	0.027	0.075	0.050	0.025	0.060	0.004	6.5			
F100A	4/11/2013	0.015	0.075	0.035	0.075	0.050	0.025	0.173	0.005	6.9			
F100B	4/11/2013	0.015	0.075	0.036	0.080	0.050	0.025	0.081		7.4			
F111A	2/21/2013	0.015	0.075	0.937	0.075	0.954	0.025	0.105	0.036	6.9			
F111A	3/28/2013	0.015	0.075	1.270	0.075	1.730	0.025	0.134	0.021	7.2			
F111B	2/21/2013	0.015	0.075	0.020	0.075	0.050	0.025	0.060	0.000	6.5			
F111B	3/28/2013	0.015	0.075	0.020	0.075	0.050	0.025	0.060	0.004	7.2			
F116A	2/21/2013	0.015	0.075	0.056	0.075	0.050	0.025	0.071	0.004	7.0			
F116B	2/21/2013	0.015	0.075	0.020	0.075	0.050	0.025	0.060	0.004	6.5			
F11A	8/8/2013	0.015	0.075	0.206	0.075	0.050	0.025	0.098	0.116	7.4			
F11A	11/27/2013	0.015	0.075	0.495	0.075	0.319	0.025	0.112	0.732	6.7			
F120	1/4/2013	0.015	0.075	0.055	0.075	0.050	0.025	0.087	0.017	7.0			
F120	6/27/2013	0.015	0.075	0.058	0.075	0.050	0.025	0.134	0.005	7.2			
F120	12/21/2013	0.015	0.075	0.097	0.075	0.327	0.025	0.096	0.008	6.6			
F122A	2/7/2013	0.015	0.075	0.113	0.075	0.057	0.025	0.182	0.010	7.0			
F122A	9/5/2013	0.015	0.075	0.020	0.075	0.050	0.025	0.060	0.010	7.2			
F122A	10/17/2013	0.015	0.075	0.312	0.075	0.050	0.025	0.163	0.004	7.2			
F122B	2/7/2013	0.015	0.075	0.347	0.075	0.373	0.025	0.060	0.293	8.1			
F122B	9/5/2013	0.015	0.075	0.232	0.075	0.185	0.025	0.072	0.010	7.1			
F122B	10/17/2013	0.015	0.075	0.049	0.075	0.055	0.025	0.060	0.010	7.3			
F122C	2/7/2013	0.015	0.075	0.022	0.075	0.050	0.025	0.060	0.004	7.1			
F122C	9/5/2013	0.015	0.075	0.054	0.075	0.050	0.025	0.074	0.010	5.8			
F122C	10/17/2013	0.015	0.075	0.263	0.075	0.018	0.025	0.561	0.020	5.8			
F123A	1/17/2013	0.015	0.142	0.980	0.075	0.152	0.025	0.205	0.006	6.9			
F123A	9/5/2013	0.015	0.075	0.292	0.075	0.524	0.025	0.079	0.010	3.6			NOV issued for pH
F123A	10/17/2013	0.015	0.096	0.295	0.075	0.065	0.025	0.064	0.004	7.8			
F123B	1/17/2013												No Sample
F123B	9/5/2013	0.015	0.075	0.020	0.075	0.050	0.025	0.063		7.8			

**Field's Point
Manhole Data - 2013**

Manhole #	Date	Cd	Cr	Cu	Pb	Ni	Ag	Zn	CN	pH	O & G	TTO	Comments
F123B	10/17/2013	0.015	0.075	0.020	0.075	0.050	0.025	0.060	0.004	7.0			
F124A	2/21/2013	0.015	0.075	0.305	0.075	0.131	0.030	0.206	0.084	7.1			
F124B	2/21/2013	0.015	0.075	0.083	0.075	0.050	0.025	0.086	0.004	6.9			
F125	1/4/2013	0.015	0.075	0.053	0.075	0.050	0.025	0.060	0.004	7.4			
F125A	6/27/2013	0.015	0.075	0.020	0.075	0.050	0.025	0.064	0.004	7.1			
F125A	12/21/2013	0.015	0.075	0.130	0.075	0.050	0.025	0.077	0.010	7.2			
F12A	1/17/2013	0.015	0.075	0.224	0.075	0.192	0.025	0.276	0.015	7.6			
F12B	1/17/2013	0.011	0.075	0.268	0.075	0.294	0.025	0.258	0.013	7.7			
F13A	4/11/2013	0.015	0.075	0.085	0.075	0.050	0.025	0.256	0.007	7.0			
F13B	4/11/2013	0.015	0.075	0.038	0.075	0.050	0.025	0.097	0.006	7.0			
F150A	2/7/2013	0.015	0.172	0.020	0.075	0.081	0.025	0.724	0.004	7.5			
F151A	3/28/2013	0.015	0.268	0.035	0.075	0.114	0.025	0.411	0.004	7.2			
F151B	3/28/2013	0.015	0.075	0.020	0.075	0.050	0.025	0.060	0.004	7.3			
F153A	3/28/2013	0.015	0.242	0.060	0.075	0.153	0.025	0.454	0.077	7.2			
F153B	3/28/2013	0.015	0.232	0.040	0.075	0.092	0.025	0.403	0.004	7.2			
F156A	5/9/2013	0.015	0.075	0.030	0.075	0.050	0.025	0.228	0.006	6.9			
F156B	5/9/2013	0.015	0.075	0.020	0.075	0.050	0.025	0.060	0.004	7.2			
F181A	4/25/2013	0.015	0.075	0.700	0.075	1.130	0.025	0.320	0.039	7.8			
F181B	4/24/2013												No Sample
F202A	4/25/2013	0.015	0.075	0.122	0.075	0.050	0.025	0.213	0.005	8.3			
F202B	4/24/2013												No Sample
F203A	11/7/2013	0.015	0.075	0.096	0.075	0.050	0.025	0.355	0.004	7.9			
F203B	11/7/2013	0.015	0.075	0.076	0.075	0.050	0.025	0.124	0.004	8.5			
F204A	4/11/2013	0.015	0.075	0.046	0.075	0.050	0.025	0.197	0.008	7.2			
F204B	4/11/2013	0.015	0.075	0.035	0.075	0.050	0.025	0.116	0.006	8.6			
F20A	5/9/2013	0.011	0.075	0.941	0.075	0.304	0.182	0.211	0.021	6.8			
F20A	9/5/2013	0.039	0.075	1.150	0.080	0.384	0.178	0.540	0.010	6.4			
F23A	3/1/2013	0.015	0.075	0.513	0.075	0.461	0.025	0.193	0.014	7.3			
F23B	3/1/2013												No Sample
F24A	3/1/2013	0.015	0.075	0.769	0.075	0.187	0.162	0.125	0.011	8.6			
F24B	3/1/2013	0.015	0.075	0.023	0.075	0.050	0.025	0.060	0.004	7.7			
F44A	1/4/2013	0.015	0.075	0.039	0.075	0.050	0.025	0.062	0.004	7.3			
F44A	6/27/2013	0.015	0.075	0.264	0.075	0.050	0.161	0.477	0.004	6.8			
F44A	9/26/2013	0.015	0.075	0.051	0.075	0.050	0.182	0.060	0.122	7.2			
F44A	12/21/2013	0.015	0.075	0.046	0.075	0.050	0.025	0.103	0.004	7.0			
F44B	9/26/2013	0.015	0.075	0.184	0.075	0.050	0.240	0.278	0.067	6.9			
F45A	1/4/2013	0.015	0.075	0.020	0.075	0.050	0.025	0.060	0.004	7.7			
F45A	3/14/2013	0.015	0.075	0.039	0.075	0.050	0.025	0.066	0.004	7.7			
F45A	6/27/2013	0.015	0.075	0.025	0.075	0.050	0.025	0.060		7.2			
F45A	9/26/2013	0.015	0.075	0.036	0.075	0.050	0.025	0.060	0.007	7.6			
F45A	12/21/2013	0.015	0.075	0.268	0.075	0.050	0.025	0.201	0.004	6.8			

**Field's Point
Manhole Data - 2013**

Manhole #	Date	Cd	Cr	Cu	Pb	Ni	Ag	Zn	CN	pH	O & G	TTO	Comments
F45B	3/14/2013	0.015	0.075	0.036	0.075	0.050	0.025	0.060	0.005	7.4			
F45B	9/26/2013	0.015	0.075	0.040	0.075	0.050	0.025	0.076	0.007	7.0			
F48A	9/26/2013	0.015	0.075	0.076	0.075	0.050	0.025	0.060	0.009	7.2			
F48A	11/7/2013	0.015	0.075	0.055	0.075	0.050	0.035	0.095	0.004	6.6			
F48B	9/25/2013												No Sample
F48B	11/6/2013												No Sample
F51	1/4/2013	0.015	0.075	0.030	0.075	0.050	0.025	0.133	0.004	7.1			
F51	6/27/2013	0.015	0.075	0.024	0.075	0.050	0.025	0.133	0.004	7.2			
F51	12/21/2013	0.015	0.075	0.041	0.075	0.050	0.025	0.208	0.006	7.0			
F53A	3/14/2013	0.015	0.125	0.612	0.075	0.402	0.025	0.820	0.112	7.3			
F53B	3/14/2013	0.015	0.075	0.020	0.075	0.050	0.025	0.060	0.004	7.2			
F60A	3/14/2013	0.015	0.195	0.068	0.075	0.109	0.025	0.181	0.011	10.0			
F60B	3/14/2013	0.015	0.075	0.021	0.075	0.050	0.025	0.061	0.004	8.5			
F65A	2/7/2013	0.015	0.483	0.027	0.075	0.076	0.025	0.060	0.004	7.6			
F65B	2/7/2013	0.015	0.075	0.020	0.075	0.050	0.025	0.060	0.004	7.6			
F69A	3/1/2013	0.015	0.075	0.020	0.075	0.050	0.025	0.060	0.004	8.4			
F69A	10/10/2013	0.015	0.075	0.020	0.075	0.050	0.025	0.060	0.010	7.7			
F69B	3/1/2013	0.015	0.075	0.020	0.075	0.050	0.025	0.060	0.004	7.7			
F69B	10/10/2013	0.015	0.075	0.020	0.075	0.050	0.025	0.060	0.004	7.1			
F70A	10/10/2013	0.015	0.075	4.750	0.339	7.110	0.138	1.060	1.650	7.7			Inspecting and Resampling
F70A	11/27/2013	0.015	0.075	0.628	0.094	0.762	0.046	0.798	0.066	5.8			
F70B	10/9/2013												No Sample
F70B	11/27/2013	0.015	0.075	0.020	0.075	0.050	0.025	0.060	0.004	6.9			
F75A	9/12/2013	0.015	0.075	0.035	0.075	0.050	0.025	0.060	0.010	8.0			
F75A	10/22/2013												No Sample
F75A													No Sample
F75B	10/24/2013	0.015	0.075	0.036	0.075	0.050	0.025	0.110	0.008	7.2			
F75C	10/24/2013	0.015	0.075	0.020	0.075	0.050	0.025	0.060	0.004	7.6			
F75D	10/24/2013	0.015	0.075	0.020	0.075	0.050	0.025	0.060	0.004	7.3			
F78A	1/4/2013	0.015	0.075	0.035	0.075	0.050	0.025	0.082	0.007	6.9			
F78A	6/27/2013	0.015	0.075	0.036	0.075	0.050	0.025	0.173	0.006	6.5			
F78A	12/21/2013	0.015	0.075	0.027	0.075	0.052	0.025	0.152	0.004	7.0			
F81A	11/7/2013	0.015	0.075	0.048	0.075	0.050	0.025	0.210	0.004	6.6			
F81B	11/7/2013	0.015	0.075	0.033	0.075	0.050	0.025	0.120	0.008	6.7			
F87A	10/24/2013	0.015	0.075	0.020	0.075	0.050	0.025	0.079	0.008	7.5			
F87B	10/24/2013	0.015	0.075	0.020	0.075	0.050	0.025	0.060	0.008	7.5			
F92A	5/9/2012	0.015	0.075	0.051	0.075	0.050	0.025	0.102	0.008	6.8			
F92A	9/12/2013	0.015	0.075	0.039	0.075	0.050	0.025	0.114	0.010	6.8			
F92B	5/9/2013	0.015	0.075	0.058	0.075	0.050	0.025	0.118	0.007	6.7			
F92B	9/12/2013	0.015	0.075	0.037	0.075	0.050	0.025	0.102	0.010	6.6			

**Field's Point
Manhole Data - 2013**

Manhole #	Date	Cd	Cr	Cu	Pb	Ni	Ag	Zn	CN	pH	O & G	TTO	Comments
F94A	8/8/2013	0.015	0.075	0.326	0.075	0.174	0.034	0.229	0.050	6.8			
F98A	5/9/2013	0.015	0.132	0.024	0.075	0.050	0.025	0.440	0.006	7.0			
FS01	11/27/2013	0.000	0.003	0.054	0.047	0.014	0.000	0.187	0.000	6.8			Mo = 1.07 ppb As = 0.590 ppb Se = 0.900 ppb BOD = 523.1 ppm Hg = 117 ng/L TSS = 542 ppm
FS03	8/8/2013	0.000	0.005	0.033	0.050	0.006	0.004	0.080		7.3			Mo = 0.6347 ppb As = 1.275 ppb Se = 0.597 ppb Hg = 35.8 ng/L TSS = 330 ppm
FS04	2/28/2013	0.000	0.000	0.003	0.002	0.001	0.000	0.021	0.004	6.8			Mo = <0.3 ppb As = 0.3963 ppb Se = 0.7717 ppb BOD = 33.74 ppm Hg = 9.7 ng/L TSS = 26 ppm
FS11	11/7/2013	0.004	0.002	0.060	0.045	0.004	0.001	0.270	0.004	7.4			Mo = 1.4 ppb As = 0.62 ppb Se = 0.96 ppb BOD = 283.6 ppm Hg = 29.3 ng/L TSS = 602 ppm
FS13	3/28/2013	0.000	0.000	0.004	0.001	0.017	0.000	0.017	0.004	7.4			Mo = <0.3 ppb As = <0.3 ppb Se = <0.5 ppb BOD = 360 ppm Hg = 3.78 ng/L TSS = 128 ppm
FS14	2/21/2013	0.000	0.001	0.063	0.011	0.003	0.000	0.119	0.004	6.9			Mo = 0.714 ppb As = 0.3923 ppb Se = 0.7293 ppb BOD = 423.88 ppm Hg = 20.8 ng/L TSS = 370 ppm

**Field's Point
Manhole Data - 2013**

Manhole #	Date	Cd	Cr	Cu	Pb	Ni	Ag	Zn	CN	pH	O & G	TTO	Comments
FS17	10/17/2013	0.000	0.002	0.047	0.029	0.004	0.013	0.244	0.004	7.1			Mo = 1.229 ppb As = 0.8497 ppb Se = 1.346 ppb BOD = 398.1 ppm Hg = 136 ng/L TSS = 836 ppm
FS19	4/25/2013	0.000	0.001	0.019	0.008	0.002	0.000	0.072	0.004	7.2			Mo = 0.78273 ppb As = 0.4767 ppb Se = 0.5383 ppb BOD = 299.74 ppm Hg = 39.4 ng/L TSS = 172 ppm
FS19	9/5/2013	0.000	0.000	0.020	0.008	0.002	0.000	0.038	0.000	7.4			Mo = 0.5963 ppb As = 0.5207 ppb Se = <0.5 ppb BOD = 197 ppm Hg = 32.6 ng/L TSS = 56 ppm
FS19	9/12/2013	0.001	0.004	0.097	0.052	0.009	0.001	0.719	0.010	6.2			Mo = 4.574 ppb As = 1.125 ppb Se = 1.886 ppb BOD = 1346 ppm Hg = 270 ng/L TSS = 1644 ppm
FS21	10/24/2013	0.000	0.001	0.019	0.016	0.002	0.000	0.112	0.000	8.2			Mo = 0.8123 ppb As = 0.6053 ppb Se = 0.7783 ppb BOD = 267.5 ppm Hg = 56.6 ng/L TSS = 254 ppm
FS24	2/7/2013	0.000	0.001	0.027	0.011	0.003	0.000	0.125	0.005	7.3			Mo = 0.792 ppb As = 0.4713 ppb Se = 0.733 ppb BOD = 492.88 ppm Hg = 31.9 ppt TSS = 276 pp.m

**Field's Point
Manhole Data - 2013**

Manhole #	Date	Cd	Cr	Cu	Pb	Ni	Ag	Zn	CN	pH	O & G	TTO	Comments
FS30	1/17/2013	0.000	0.001	0.018	0.008	0.002	0.000	0.077	0.004	7.7			Mo = 0.6547 ppb As = 0.4823 ppb Se = 0.855 ppb BOD = 265.3 ppm Hg = 11.5 ppt TSS = 176 pp.m
FS30	8/25/2013	0.000	0.001	0.039	0.004	0.014	0.000	0.094		7.2			Mo = 0.8323 ppb As = 0.6863 ppb Se = 0.5237 ppb BOD = 205.93 ppm Hg = 44.1 ng/L TSS = 384 ppm
FS37	5/9/2013	0.000	0.001	0.025	0.009	0.002	0.000	0.086	0.006	6.8			Mo = 0.8637 ppb As = 0.3993 ppb Se = 0.7153 ppb BOD = 594.28 ppm Hg = 42.1 ng/L TSS = 172 ppm
FS41	3/14/2013	0.000	0.004	0.025	0.015	0.003	0.000	0.134	0.001	9.1			Mo = 0.6013 ppb As = 0.6347 ppb Se = 0.7213 ppb BOD = 360 ppm Hg = 50 ng/L TSS = 94 ppm
FS43	4/11/2013	0.000	0.002	0.034	0.030	0.003	0.000	0.174	0.005	7.0			Mo = 1.148 ppb As = 0.4447 ppb Se = 0.7557 ppb BOD = 305.72 ppm Hg = 37.4 ng/L TSS = 330 ppm

***SURVEILLANCE MANHOLE
MONITORING DATA
AND LEGEND***

BUCKLIN POINT

**Bucklin Point
Manhole Legend - 2013**

MANHOLE # BUCKLIN POINT TREATMENT PLANT

- 01 Combined influent at plant
- 02 Influent BVI
- 03 Influent EPI

MANHOLE # EAST PROVIDENCE

- 05A U.S. 54 Taylor Street
- 05B D.S. 54 Taylor Street
- 06A U.S. 275 Ferris Avenue
- 06B D.S. 275 Ferris Avenue
- 07A U.S. Interplex Metals - Ferris Avenue
- 07B D.S. Interplex Metals - Ferris Avenue
- 08 Narragansett Park Drive
- 09 Narragansett Park Drive
- 10A U.S. 320 Narragansett Park Drive
- 10B D.S. 320 Narragansett Park Drive
- 11A U.S. Fuji - Massasoit Avenue
- 11B D.S. Fuji - Massasoit Avenue
- 12A U.S. Evans Findings Company, Inc. - Eastern Avenue
- 12B D.S. Evans Findings Company, Inc. - Eastern Avenue
- 13A US Impco - DS A&J Mold Dexter Street
- 13B DS Impco - Dexter Street Near pump Station
- 13C US A&J Mold Dexter Street
- 14A U.S. Aspen Aerogels - Center of driveway directly after the guard shack
- 14B D.S. Aspen Aerogels - Parking lot toward rear of building near telephone pole #21-8
- 15A U.S. Gripnail - Dexter Road
- 15B D.S. Gripnail - Dexter Road

MANHOLE # PAWTUCKET

- 20 BVI at the entrance to the Landfill on Nassau Street
- 21A D.S. Former Slater Screen Print, Slater Dye Works - School Street
- 21B U.S. Former Slater Screen Print, Slater Dye Works - School Street
- 22A Prospect Street
- 22B Prospect Street
- 23 School Street behind Boy's Club (BVI & MVI)
- 24A MVI at the Seekonk Syphon
- 24B BVI at the Seekonk Syphon
- 25A U.S. Denison Pharmaceuticals - Dunnell Lane
- 25B D.S. Denison Pharmaceuticals - Dunnell Lane
- 26A U.S. Hord Corporation - York Avenue
- 26B D.S. Hord Corporation - York Avenue
- 27A U.S. Angelica Textile Services - Glenwood Avenue
- 27B D.S. Angelica Textile Services - Glenwood Avenue
- 28A U.S. Microfibres - Zarts parking lot in corner next to river
- 28B D.S. Esten Ave. w/overflow from Microfibres - parking lot in field next to Moshassuck

**Bucklin Point
Manhole Legend - 2013**

MANHOLE # PAWTUCKET

28C	D.S. Microfibres - Moshassuck Street
29A	U.S. 245 Esten Avenue
29B	D.S. 245 Esten Avenue
30A	Esten Avenue at Vale Street
30D	Esten Avenue at Patterson Avenue
30E	Esten Avenue at Utton Avenue
30B	U.S. Accent Plating - Esten Avenue
30C	D.S. Accent Plating - Esten Avenue
31A	U.S. Former Vitrus Inc. (881 Main) - Main Street
31B	D.S. Former Vitrus Inc. (881 Main) - Warren Avenue
32A	U.S. Former CHN Anodizing - Patterson Avenue
32B	D.S. Former CHN Anodizing - Patterson Avenue
33A	U.S. Bunge - Colfax Street
33B	U.S. Bunge - Concord Street
33C	D.S. Bunge (first manhole) - Concord Street
33D	D.S. Bunge (second manhole) - Concord Street
33E	D.S. Bunge manhole in EMI Pawtucket Power parking lot US Pawtucket Power
33F	D.S. EMI Pawtucket Power, Bunge- Concord Street
34	D.S. Providence Metallizing, Former Levin Plating - San Antonio Way & Grotto
36A	U.S. Former Levin Plating - Mineral Spring Avenue
36B	D.S. Former Levin Plating - Mineral Spring Avenue
37A	U.S. Providence Metallizing - Mineral Spring Avenue
37B	D.S. Providence Metallizing - Mineral Spring Avenue
37C	D.S. San ANtonio Way - Grotto Avenue
38A	U.S. Summit Manufacturing & Darlene Jewelry - Pine Street
38B	D.S. Summit Manufacturing & Darlene Jewelry - Pine Street
39A	U.S. Summit Manufacturing - Waverly Place
39B	D.S. Summit Manufacturing - Waverly Place
40A	U.S. former Nulco Manufacturing - Lloyd Street
40B	D.S. former Nulco Manufacturing - Lloyd Street
41A	U.S. Bliss Manufacturing - Bacon Street at Moss Street
41B	D.S. Bliss Manufacturing - Bacon Street at Lake Street
42A	U.S. Union Wadding - Dexter Street
42B	D.S. Union Wadding - Dexter Street
43	D.S. George H. Fuller & Son - Front Street
44A	U.S. Truex - Nye Street
44B	D.S. Truex - Nye Street
45	D.S. 36 Freeman Street
46A	U.S. 86 Harris Street
46B	D.S. 86 Harris Street
47	Narragansett Park Drive
48A	Narragansett Park Drive
48B	Narragansett Park Drive Bldg. 19 Parking Lot
49A	U.S. Former Honeywell Sensing & Controls - Narragansett Park Drive

Bucklin Point
Manhole Legend - 2013

MANHOLE # PAWTUCKET

49B	D.S. Former Honeywell Sensing & Controls - Narragansett Park Drive
50A	U.S. 95 Grand Ave. - Carter Street
50B	D.S. 95 Grand Ave. - Carter Street
51A	U.S. 95 Grand Ave. - Carter Street
51B	D.S. 95 Grand Ave. - Carter Street
52A	U.S. New England Linen - Rhode Island Avenue
52B	D.S. New England Linen - Rhode Island Avenue
53	Moshassuck Street
54A	U.S. Darlene Group - Pine Street
54B	D.S. Darlene Group - Park Place
60	Mineral Spring Street Before Lorraine
61	Lorraine Street
62	484 Mineral Spring
63	Owen Avenue and Fairlawn Avenue
64	San Antonio Way
65	DS Providence Metallizing Grotto Avenue near Pole 16
66A	U.S. Agar Machining
66B	D.S. Agar Machining
67A	U.S. WT Wilson
67B	D.S. WT Wilson
68A	U.S. Antaya tech. Schofield
68B	D.S. Antaya Tech. Schofield
70A	US harris Industries and Conrad Jarvis Mill Building - Conant street
70B	Outside Harris Industries/Conrad Jarvis Mill Building
70C	Outside Harris Industries/Conrad Jarvis Mill Building
70D	DS Harris Industries and Conrad Jarvis Mill Building - Conant Street

MANHOLE # CENTRAL FALLS

	MVI1, MVI2, BVI1, BVI2, and BVI3
70A	Roosevelt Avenue
70B	Roosevelt Avenue
71	Roosevelt Avenue
72A	U.S. Charisma Creations - Broad Street
72B	D.S. Charisma Creations - Broad Street
73A	U.S. Murdock Webbing - Foundry Street
73B	D.S. Murdock Webbing - Foundry Street
74	D.S. Former Liberty Plating (6 Chace) - Chace's Place
75A	U.S. Osram Sylvania - Hunt Street
75B	D.S. Osram Sylvania - Hunt Street

**Bucklin Point
Manhole Legend - 2013**

MANHOLE # LINCOLN

	BVI5, BVI7 and BVI9
90	Davies High School Pump Station (Field's Point)
90A	D.S. CCRI - Old Louisquisset Pike (Field's Point)
90B	U.S. Lincoln Park - Old Louisquisset Pike (Field's Point)
90C	D.S. Lincoln Park - Old Louisquisset Pike (Field's Point)
91	D.S. everyone in the Lincoln Industrial Parks NewEngland Way
92A	U.S. Tanury Industries - New England Way
92B	D.S. Tanury Industries U.S. Chemart Co. - New England Way
92C	D.S. Tanury Industries, Chemart Co. - New England Way
92D	U.S. 1 New England Way
92E	D.S. 1New England Way
93	Wellington Road
94A	U.S. Richline group - Carol Drive
94B	D.S. Richline group - Carol Drive
94C	U.S. Vennerbeck Stern-Leach - Carol Drive
94D	D.S. Vennerbeck Stern-Leach - Carol Drive
94E	Manhole perpendicular to Carol Drive
95A	U.S. Materion Technical Materials Inc. - Wellington Road
95B	D.S. Materion Technical Materials Inc. U.S. General Cable - Wellington Road
95C	D.S. General Cable, Technical Materials Inc. - Wellington Road
96	D.S. Liquid Blue - Crownmark Drive
97A	U.S. A.T. Cross - George Washington Highway
97B	D.S. A.T. Cross - George Washington Highway
98A	Old River Road
98B	New River Road
99	George Washington Highway Pump Station
100	Septage Receiving Station - manhole downstream of venturi tank
101A	U.S. AAI/Foster Grant - George Washington Highway
101B	D.S. AAI/Foster Grant - George Washington Highway
102A	U.S. Stackbin - Powder Hill Road
102B	D.S. Stackbin Powder Hill Road
103A	U.S. Vital Diagnostics
103B	D.S. Vital Diagnostics

MANHOLE # CUMBERLAND

120A	U.S. Ronald Pratt - Industrial Road
120B	D.S. Ronald Pratt Company, U.S NES - Industrial Road
120C	D.S. NES, D.S Ronald Pratt - Industrial Road
120D	Driveway at FedEx - Industrial Road
121A	U.S. BVI
121B	D.S. BVI
122A	U.S. Former KIK - Martin Street
122B	D.S. Former KIK, U.S. Environmental Compliance Systems - Martin Street
122C	D.S. 30 Martin Street Mill - Martin Street

**Bucklin Point
Manhole Legend - 2013**

MANHOLE # CUMBERLAND

123 D.S. Teknicote - Cumberalnd - Titus Street
124A D.S. Cintas
124B U.S Cintas D.S. Tedor Pharma
124C U.S. Tedor Pharma
125 D.S Tiffany - Maple Ridge Drive
126 D.S. HP Services - Scenic View Drive

U.S. Bill's Auto Parts - Macondray Street
D.S. Bill's Auto Parts - Macondray Street

MANHOLE # SANITARY MANHOLES

S01 Highland Street- Pawtucket
S02 Sayles Avenue - Pawtucket
S03 Bridal & Suffolk Way - Lincoln
S04 Countryside Drive - Lincoln
S05 Weeden & Lockwood - East Providence
S06 Coyle Avenue - Pawtuket
S07 Overland Avenue - Pawtucket
S08 Floral Park Boulevard - Pawtucket
S09 Legion Drive - Pawtucket
S10 Ridgewood Road - Pawtucket
S11 Don Avenue - East Providence
S12 Jenks Avenue - Central Falls
S13 Erica at Bridle - Lincoln
S14 Overland at Atwood - Pawtucket
S15 Bridle at Erica - Lincoln
S16 Floral Drive at Woodhaven - Pawtucket
S17 Oregon Avenue at Byron Avenue - Pawtucket
S18 Manistee at Miles Avenue - Pawtucket
S19 Burke and Darlingdale - Pawtucket
S20 Darlingdale - Pawtucket
S21 Cameron and Norris - Pawtucket
S22 Buclin Street - Pawtucket
S23 163 West Forest Avenue - Pawtucket
S24 Gates Avenue at Benjamin Street - Pawtucket
S25 Verdon - Pawtucket
S26 85 Maderia Avenue - Central Falls

**Bucklin Point
Manhole Data - 2013**

Manhole #	Date	Cd	Cr	Cu	Pb	Ni	Ag	Zn	CN	pH	O & G	TTO	Comments
B27A	4/3/2013												No Sample
B27B	10/7/2013	0.015	0.075	0.082	0.075	0.050	0.025	0.401	0.006	7.6			
B28A	3/21/2013	0.015	0.075	0.040	0.075	0.050	0.025	1.560	0.004	8.0			
B28A	8/25/2013	0.015	0.075	0.068	0.075	0.050	0.025	0.136	0.008	7.1			
B28B	4/4/2013	0.015	0.075	0.045	0.075	0.050	0.025	0.456	0.015	10.6			
B28C	3/21/2013	0.015	0.075	0.028	0.075	0.050	0.025	0.091	0.005	7.1			
B28C	8/25/2013	0.015	0.075	0.114	0.075	0.050	0.025	0.185	0.004	7.4			
B30B	3/21/2013	0.015	0.075	0.038	0.075	0.050	0.025	0.125	0.004	8.2			
B30C	3/21/2013	0.015	0.075	0.055	0.075	0.050	0.025	0.097	0.004	8.2			
B34	3/21/2013	0.015	0.075	0.038	0.075	0.050	0.025	0.110	0.017	7.1			
B34	7/6/2013	0.015	0.075	0.040	0.075	0.050	0.025	0.080	0.004	6.7			
B34	10/7/2013	0.015	0.178	0.100	0.075	0.118	0.025	0.092	0.004	6.9			
B37B	2/16/2013	0.015	0.075	0.047	0.075	0.050	0.025	0.141	0.008	6.7			
B38A	10/7/2013	0.015	0.075	0.037	0.075	0.050	0.025	0.147	0.004	7.2			
B38B	10/7/2013	0.015	0.075	0.303	0.115	0.050	0.025	0.060	0.005	7.5			
B39A	4/18/2013	0.015	0.075	0.020	0.075	0.050	0.025	0.060	0.004	7.9			
B39B	4/18/2013	0.015	0.231	0.412	0.075	0.079	0.025	0.060	0.004	6.3			
B40A	4/4/2013	0.015	0.075	0.064	0.075	0.050	0.025	0.205	0.005	8.5			
B40B	4/4/2013	0.015	0.075	0.059	0.075	0.050	0.025	0.149	0.006	8.3			
B41A	1/24/2013	0.015	0.075	0.126	0.075	0.050	0.025	0.406	0.010	7.2			
B41A	4/4/2013	0.015	0.075	0.165	0.075	0.050	0.143	0.324	0.099	7.4			
B41A	8/25/2013	0.015	0.075	0.061	0.075	0.050	0.025	0.065	0.008	6.9			
B41B	1/24/2013	0.015	0.075	0.384	0.075	0.050	0.166	0.830	0.085	7.4			
B41B	4/4/2013	0.015	0.075	0.062	0.075	0.050	0.025	0.350	0.009	7.7			
B41B	8/25/2013	0.015	0.075	0.429	0.079	0.050	0.531	0.521	0.016	7.2			
B44A	5/16/2013	0.015	0.075	0.079	0.075	0.050	0.025	0.270	0.004	7.2			
B44A	8/25/2013	0.015	0.075	0.060	0.075	0.050	0.025	0.122	0.008	6.9			
B44B	5/16/2013	0.015	0.075	0.137	0.075	0.050	0.025	0.366	0.020	8.0			
B44B	8/25/2013	0.015	0.075	0.061	0.075	0.050	0.025	0.120	0.004	6.8			
B47	7/6/2013	0.015	0.075	0.029	0.075	0.050	0.025	0.078	0.004	6.9			
B52A	1/24/2013	0.015	0.075	0.083	0.075	0.050	0.025	0.159	0.008	8.4			
B52B	1/24/2013	0.015	0.075	0.081	0.075	0.050	0.025	0.148	0.006	10.7			
B54A	5/16/2013	0.015	0.075	0.054	0.075	0.050	0.025	0.126	0.008	7.2			
B54B	5/16/2013	0.015	0.075	0.153	0.102	0.050	0.025	0.493		7.7			
B72B	6/1/2013	0.015	0.075	0.047	0.075	0.050	0.025	0.060	0.004	7.4			
B72B	6/8/2013	0.015	0.075	0.053	0.075	0.050	0.025	0.122	0.004	7.6			
B72B	6/13/2013	0.015	0.075	0.021	0.075	0.050	0.025	0.060	0.004	7.7			
B72B	7/5/2013												No Sample
B73A	2/16/2013	0.015	0.075	0.032	0.075	0.050	0.025	0.060	0.004	6.9			
B73A	4/18/2013	0.015	0.075	0.033	0.075	0.050	0.025	0.095	0.005	8.8			
B73B	4/18/2013	0.015	0.075	0.064	0.075	0.050	0.025	0.149	0.005	7.5			
B75A	4/18/2013	0.015	0.075	0.026	0.075	0.050	0.025	0.170	0.004	7.5			

**Bucklin Point
Manhole Data - 2013**

Manhole #	Date	Cd	Cr	Cu	Pb	Ni	Ag	Zn	CN	pH	O & G	TTO	Comments
B75A	9/12/2013	0.015	0.075	0.037	0.075	0.050	0.025	0.060	0.010	7.2			
B75B	4/18/2013	0.015	0.075	0.020	0.075	0.050	0.025	0.060	0.004	7.6			
B75B	9/12/2013	0.015	0.075	0.027	0.075	0.050	0.025	0.060	0.010	7.8			
B91	5/2/2013	0.015	0.075	0.398	0.075	0.240	0.122	0.157	0.032	8.6			
B91	5/30/2013	0.015	0.095	0.432	0.075	0.349	0.070	0.298	0.012	7.1			
B91	6/1/2013	0.015	0.075	0.224	0.075	0.235	0.025	0.253	0.016	7.4			
B91	6/6/2013	0.015	0.075	0.075	0.075	0.098	0.025	0.060	0.011	7.3			
B91	6/8/2013	0.015	0.075	0.241	0.075	0.216	0.049	0.250	0.007	6.8			
B91	6/13/2013	0.015	0.075	0.071	0.075	0.063	0.025	0.060	0.005	6.7			
B91	6/20/2013	0.015	0.075	0.168	0.075	0.209	0.046	0.098	0.006	7.1			
B91	7/8/2013	0.015	0.075	0.587	0.075	0.898	0.089	0.197	0.030	9.4			
B91	7/10/2013	0.015	0.075	0.125	0.075	0.266	0.025	0.084	0.001	7.3			
B91	7/17/2013	0.015	0.126	1.290	0.075	1.340	0.156	0.207	0.019	8.3			
B91	7/22/2013	0.015	0.281	0.400	0.075	0.337	0.048	0.159	0.017	7.4			
B91	7/25/2013	0.015	0.112	0.919	0.075	0.708	0.085	0.144	0.027	7.5			
B91	7/29/2013	0.015	0.098	0.255	0.075	0.225	0.025	0.277	0.024	7.4			
B91	7/31/2013	0.015	0.075	0.161	0.075	0.132	0.025	0.088	0.006	7.1			
B92A	5/2/2013	0.015	0.075	0.020	0.075	0.050	0.025	0.060	0.004	7.6			
B92A	7/6/2013	0.015	0.075	0.020	0.075	0.050	0.025	0.060	0.004	7.3			
B92A	8/29/2013	0.015	0.075	0.020	0.075	0.050	0.025	0.060	0.004	7.5			
B92B	5/2/2013	0.015	0.075	0.307	0.075	0.286	0.181	0.060	0.130	8.6			
B92B	7/5/2013												No Sample
B92B	8/29/2013	0.015	0.075	0.216	0.075	0.345	0.029	0.060	0.016	7.6			
B92B	11/14/2013	0.015	0.294	0.580	0.075	0.627	0.079	0.060	0.019	8.6			
B92C	8/29/2013	0.015	0.075	0.197	0.075	0.146	0.031	0.084	0.011	7.1			
B92C	11/14/2013	0.015	0.075	0.151	0.075	0.130	0.025	0.065	0.085	7.0			
B94A	1/31/2013	0.015	0.075	0.106	0.075	0.063	0.075	0.060	0.006	7.5			
B94B	1/31/2013	0.015	0.075	0.022	0.075	0.050	0.025	0.060	0.004	7.1			
B95A	1/31/2013	0.015	0.075	0.027	0.075	0.050	0.032	0.074	0.013	7.0			
B95A	8/29/2013	0.015	0.075	0.057	0.075	0.050	0.046	0.099	0.009	5.5			
B95A	11/14/2013	0.015	0.075	0.020	0.075	0.050	0.025	0.060	0.006	7.6			
B95B	1/31/2013	0.015	0.089	0.021	0.075	0.050	0.049	0.066	0.022	7.3			
B95B	8/29/2013	0.015	0.075	0.044	0.075	0.050	0.046	0.069	0.008	6.2			
B95B	11/14/2013	0.015	0.075	0.020	0.075	0.050	0.025	0.060	0.004	6.3			
B95C	1/31/2013	0.015	0.075	0.038	0.075	0.050	0.028	0.104	0.023	7.3			
B95C	8/29/2013	0.015	0.075	0.042	0.075	0.050	0.029	0.109	0.004	6.1			
B96	1/31/2013	0.015	0.075	0.162	0.075	0.050	0.025	0.060	0.008	7.6			
B96	3/7/2013	0.015	0.075	0.092	0.075	0.050	0.025	0.060	0.004	8.4			
B96	10/7/2013	0.015	0.075	0.178	0.075	0.050	0.025	0.096	0.007	7.7			
B97A	5/2/2013	0.015	0.075	0.032	0.075	0.050	0.025	0.123	0.004	6.9			
B97B	5/2/2013	0.015	0.075	0.025	0.075	0.050	0.025	0.142	0.004	7.3			
BM300010	5/30/2013	0.015	0.075	0.102	0.075	0.050	0.025	0.188	0.004	6.9			

**Bucklin Point
Manhole Data - 2013**

Manhole #	Date	Cd	Cr	Cu	Pb	Ni	Ag	Zn	CN	pH	O & G	TTO	Comments
BM300010	6/1/2013	0.015	0.075	0.501	0.075	0.050	0.025	0.680	0.004	7.0			
BM300010	6/6/2013	0.015	0.075	0.166	0.075	0.050	0.025	0.292	0.004	6.9			
BM300010	6/8/2013	0.015	0.075	0.483	0.075	0.051	0.025	0.674	0.005	6.7			
BM300010	6/13/2013	0.015	0.075	0.088	0.075	0.050	0.025	0.148	0.004	6.9			
BM300010	6/20/2013	0.015	0.075	0.578	0.075	0.050	0.025	0.732	0.008	6.9			
BM300010	7/10/2013	0.015	0.075	0.059	0.075	0.051	0.025	0.072	0.004	6.8			
BM300010	7/17/2013	0.015	0.075	0.068	0.075	0.087	0.025	0.080	0.005	7.0			
BM300010	7/22/2013	0.015	0.075	0.225	0.075	0.050	0.025	0.393	0.004	6.8			
BM300010	7/25/2013	0.015	0.075	0.541	0.075	0.141	0.025	0.724	0.004	6.7			
BM300010	7/27/2013	0.015	0.075	0.262	0.075	0.050	0.025	0.506	0.005	6.9			
BM300010	7/31/2013	0.015	0.075	0.160	0.075	0.050	0.025	0.295	0.006	6.7			
BO190013	5/30/2013	0.017	0.170	1.050	0.239	0.554	0.025	1.090	0.009	6.9			
BO190013	6/1/2013	0.015	0.075	0.020	0.075	0.050	0.025	0.060	0.004	6.9			
BO190013	6/6/2013	0.015	0.075	0.191	0.075	0.050	0.025	0.117	0.005	7.2			
BO190013	6/20/2013	0.015	0.075	0.020	0.075	0.050	0.025	0.060	0.004	6.9			
BO190013	7/10/2013	0.015	0.075	0.026	0.075	0.050	0.025	0.060	0.005	6.9			
BO190013	7/17/2013	0.015	0.075	0.036	0.075	0.050	0.025	0.069	0.005	4.1			
BO190013	7/22/2013	0.015	0.075	0.033	0.075	0.050	0.025	0.074	0.004	7.0			
BO190013	7/25/2013	0.015	0.075	0.035	0.075	0.050	0.025	0.065	0.004	6.7			
BO190013	7/27/2013	0.015	0.075	0.086	0.075	0.050	0.025	0.238	0.004	6.7			
BO190013	7/31/2013	0.015	0.075	0.081	0.075	0.050	0.025	0.237	0.004	6.7			
BP190003	5/30/2013	0.015	0.075	0.046	0.075	0.050	0.025	0.078	0.004	7.1			
BP190003	6/1/2013	0.015	0.075	0.062	0.075	0.050	0.025	0.170	0.004	6.8			
BP190003	6/6/2013	0.015	0.075	0.028	0.075	0.050	0.025	0.072	0.004	7.1			
BP190003	6/8/2013	0.015	0.075	0.046	0.075	0.050	0.025	0.094	0.004	7.1			
BP190003	6/13/2013	0.015	0.075	0.268	0.075	0.104	0.025	0.118	0.004	7.0			
BP190003	6/20/2013	0.015	0.075	0.044	0.075	0.050	0.025	0.122	0.004	6.9			
BP190003	7/10/2013	0.015	0.075	0.025	0.075	0.050	0.025	0.060	0.004	7.2			
BP190003	7/17/2013	0.015	0.075	0.126	0.075	0.050	0.025	0.284	0.005	7.3			
BP190003	7/22/2013	0.015	0.075	0.103	0.075	0.050	0.025	0.243	0.004	6.7			
BP190003	7/25/2013	0.015	0.075	0.096	0.075	0.050	0.025	0.219	0.004	6.7			
BP190003	7/27/2013	0.015	0.075	0.045	0.075	0.050	0.025	0.129	0.004	6.6			
BP190003	7/31/2013	0.015	0.075	0.054	0.075	0.050	0.025	0.180	0.004	6.7			
BP240006	5/30/2013	0.015	0.075	0.258	0.075	0.050	0.025	0.072	0.008	6.9			
BP240006	6/1/2013	0.015	0.075	0.371	0.075	0.050	0.025	0.640	0.004	6.7			
BP240006	6/6/2013	0.015	0.075	0.082	0.075	0.050	0.025	0.172	0.004	7.3			
BP240006	6/8/2013	0.015	0.075	0.207	0.075	0.050	0.025	0.361	0.004	7.2			
BP240006	6/13/2013	0.015	0.075	0.071	0.075	0.050	0.025	0.130	0.004	7.0			
BP240006	6/20/2013	0.015	0.075	0.134	0.075	0.050	0.025	0.217	0.005	7.0			
BP240006	7/10/2013	0.015	0.075	0.140	0.075	0.202	0.025	0.152	0.004	6.7			
BP240006	7/17/2013	0.015	0.075	0.085	0.075	0.050	0.025	0.112	0.004	7.1			
BP240006	7/22/2013	0.015	0.075	0.117	0.075	0.050	0.025	0.210	0.004	6.3			

**Bucklin Point
Manhole Data - 2013**

Manhole #	Date	Cd	Cr	Cu	Pb	Ni	Ag	Zn	CN	pH	O & G	TTO	Comments
BP240006	7/25/2013	0.015	0.075	0.129	0.075	0.052	0.025	0.173		7.3			
BP240006	7/27/2013	0.015	0.075	0.139	0.075	0.050	0.025	0.261	0.005	7.2			
BP240006	7/31/2013	0.015	0.075	0.111	0.075	0.050	0.025	0.210	0.004	6.7			
BP250011	5/30/2013	0.015	0.075	0.044	0.075	0.050	0.025	0.062	0.004	7.2			
BP250011	6/1/2013	0.015	0.075	0.079	0.075	0.050	0.025	0.165	0.004	7.0			
BP250011	6/6/2013	0.015	0.075	0.104	0.075	0.050	0.025	0.266	0.004	7.1			
BP250011	6/10/2013	0.015	0.075	0.037	0.075	0.050	0.025	0.060	0.004	7.4			
BP250011	6/13/2013	0.015	0.075	0.020	0.075	0.050	0.025	0.060	0.004	7.2			
BP250011	6/20/2013	0.015	0.075	0.033	0.075	0.050	0.025	0.060	0.004	7.1			
BP250011	7/10/2013	0.015	0.075	0.034	0.075	0.050	0.025	0.060	0.004	7.1			
BP250011	7/17/2013	0.015	0.075	0.093	0.075	0.050	0.025	0.117	0.004	6.9			
BP250011	7/22/2013	0.015	0.075	0.081	0.075	0.050	0.025	0.080	0.004	7.3			
BP250011	7/25/2013	0.015	0.075	0.111	0.075	0.050	0.025	0.123	0.004	7.2			
BP250011	7/27/2013	0.015	0.075	0.104	0.075	0.050	0.025	0.160	0.006	7.2			
BP250011	7/31/2013	0.015	0.075	0.085	0.075	0.050	0.025	0.183	0.004	6.9			
BQ180005	5/30/2013	0.015	0.075	0.301	0.075	0.050	0.025	0.626	0.006	7.0			
BQ180005	6/6/2013	0.015	0.075	0.022	0.075	0.050	0.025	0.060	0.012	7.3			
BQ180005	6/8/2013	0.015	0.075	0.072	0.075	0.050	0.025	0.153	0.004	7.7			
BQ180005	6/20/2013	0.015	0.075	0.020	0.075	0.050	0.025	0.060	0.001	6.9			
BQ180005	7/10/2013	0.015	0.075	0.051	0.075	0.050	0.025	0.142	0.011	0.1			
BQ180005	7/17/2013	0.015	0.075	0.046	0.075	0.050	0.025	0.133	0.014	7.1			
BQ180005	7/22/2013	0.015	0.075	0.031	0.075	0.050	0.025	0.056	0.011	6.8			
BQ180005	7/25/2013	0.015	0.075	0.027	0.075	0.050	0.025	0.060	0.011	7.0			
BQ180005	7/27/2013	0.015	0.075	0.058	0.075	0.050	0.025	0.152	0.012	6.7			
BQ180005	7/31/2013	0.015	0.075	0.069	0.075	0.050	0.025	0.168	0.012	6.6			
BQ190008	5/30/2013	0.015	0.109	1.220	0.529	0.121	0.038	2.980		6.7			
BQ190008	6/20/2013	0.015	0.075	0.104	0.075	0.050	0.025	0.166	0.004	7.0			
BQ190008	7/10/2013	0.015	0.075	0.186	0.075	0.076	0.025	0.331	0.006	6.8			
BQ190008	7/17/2013	0.015	0.075	0.079	0.075	0.050	0.025	0.118	0.004	6.8			
BQ190008	7/22/2013	0.015	0.075	0.101	0.075	0.050	0.025	0.129	0.004	6.6			
BQ190008	7/25/2013	0.015	0.075	0.097	0.075	0.050	0.025	0.154	0.004	7.3			
BQ190008	7/29/2013	0.015	0.075	0.055	0.075	0.050	0.025	0.113	0.004	7.1			
BQ190008	7/31/2013	0.015	0.075	0.066	0.075	0.050	0.025	0.152	0.004	6.9			
BS01	10/7/2013	0.000	0.001	0.102	0.006	0.002	0.000	0.143	0.004	8.0			Mo = 0.821 ppb As = 0.5717 ppb Se = 0.7460 ppb Sn = <5 BOD = 212.38 ppm TSS = 266 ppm Hg = 38.1 ng/L

**Bucklin Point
Manhole Data - 2013**

Manhole #	Date	Cd	Cr	Cu	Pb	Ni	Ag	Zn	CN	pH	O & G	TTO	Comments
BS03	3/7/2013	0.000	0.000	0.007	0.001	0.001	0.000	0.031	0.005	7.7			Mo = <0.3 ppb As = <0.3 ppb Se = 0.617 ppb Sn = <5 BOD = 54.57 ppm TSS = 28 ppm Hg = 10.8 ng/L
BS03	11/14/2013	0.000	0.001	0.035	0.001	0.003	0.000	0.056	0.004	8.6			Mo = 0.40 ppb As = 1.00 ppb Se = 0.460 ppb Sn = <5 BOD = 126.5 ppm TSS = 128 ppm Hg = 27.7 ng/L
BS04	1/31/2013	0.000	0.000	0.009	0.001	0.002	0.000	0.040	0.004	6.9			Mo = <0.3 ppb As = <0.3 ppb Se = <0.5 ppb Sn = <5 BOD = 96.52 ppm TSS = 74 ppm Hg = 0.013 ppt
BS04	5/2/2013	0.000	0.000	0.010	0.001	0.002	0.000	0.055	0.004	6.9			Mo = 0.76 ppb As = <0.3 ppb Se = <0.5 ppb Sn = <5 BOD = 125.85 ppm TSS = 110 ppm Hg = 15.9 ng/L
BS04	8/29/2013	0.000	0.004	0.046	0.003	0.005	0.001	0.263	0.008	6.9			Mo = 1.535 ppb As = 1.393 ppb Se = 0.9757 ppb Sn = <5 BOD = 582.28 ppm TSS = 968 ppm Hg = 126 ng/L
BS07	9/19/2013	0.000	0.000	0.002	0.002	0.001	0.000	0.010	0.010	6.7			Mo = <0.3 ppb As = 0.4717 ppb Se = 0.5007 ppb Sn = <5 BOD = 2.64 ppm TSS = 42 ppm Hg = 2.94 ng/L

**Bucklin Point
Manhole Data - 2013**

Manhole #	Date	Cd	Cr	Cu	Pb	Ni	Ag	Zn	CN	pH	O & G	TTO	Comments
BS07	9/26/2013	0.000	0.003	0.067	0.019	0.004	0.001	0.294	0.004	7.3			Mo = 2.015 ppb As = 0.901 ppb Se = 0.52 ppb Sn = <5 BOD = 351.7 ppm TSS = 474 ppm Hg = 58.2 ng/L
BS09	3/21/2013	0.001	0.001	0.000	0.012	0.002	0.000	0.090	0.005	8.3			Mo = 0.995 ppb As = 0.5343 ppb Se = 0.6933 ppb Sn = <5 BOD = 252.66 ppm TSS = 192 ppm Hg = 31.2 ng/L
BS11	8/15/2013	0.000	0.001	0.033	0.006	0.002	0.001	0.117	0.004	6.6			Mo = 0.828 ppb As = 0.7387 ppb Se = <0.5 ppb Sn = <5 BOD = 275.8 ppm TSS = 94 ppm Hg = 196 ng/L
BS11	10/31/2013	0.007	0.002	1.481	0.010	0.003	0.002	0.267	0.000	7.0			Mo = 1.518 ppb As = 0.749 ppb Se = 2.066 ppb Sn = <5 BOD = 423 ppm TSS = 416 ppm Hg = 1860 ppt
BS12	4/18/2013	0.000	0.001	0.034	0.007	0.003	0.000	0.153	0.006	8.0			Mo = 1.012 ppb As = 0.786 ppb Se = 0.944 ppb Sn = 11.93 BOD = 248.85 ppm TSS = 188 ppm Hg = 39.9 ng/L
BS17	1/24/2013	0.000	0.001	0.033	0.006	0.005	0.000	0.136		8.1			Mo = 1.011 ppb As = 0.5373 ppb Se = 0.8177 ppb Sn = <5

**Bucklin Point
Manhole Data - 2013**

Manhole #	Date	Cd	Cr	Cu	Pb	Ni	Ag	Zn	CN	pH	O & G	TTO	Comments
BS17	4/4/2013	0.000	0.001	0.012	0.002	0.002	0.000	0.054	0.004	7.4			Mo = 0.3660 ppb As = <0.3 ppb Se = <0.5 ppb Sn = <5 BOD = 120.56 ppm TSS = 38 ppm Hg = 18.2 ng/L
BS22	5/16/2013	0.000	0.001	0.040	0.005	0.003	0.001	0.133	0.004	7.5			
BS24	1/10/2013	0.000	0.000	0.013	0.001	0.002	0.000	0.040	0.004	7.3			Mo = 0.5823 ppb As = <0.3 ppb Se = <0.5 ppb Sn = <5 BOD = 95.42 ppm TSS = 32 ppm Hg = 0.0398 ppt
BS26	2/16/2013	0.000	0.001	0.021	0.012	0.002	0.000	0.116	0.004	7.5			Mo = 0.69 ppb As = 0.3550 ppb Se = <0.5 ppb Sn = <5 TSS = 346 ppm

ATTACHMENT VOLUME II

SECTION 8

***SUMMARY OF NOTICE OF
VIOLATION LETTERS ISSUED***

***SUMMARY OF NOTICE OF
VIOLATION LETTERS ISSUED***

FIELD'S POINT

**Feld's Point
Notices of Violation Issued - 2013**

User Class	Category	Company Name	Letter of Deficiency	Failure to Meet Standards	Failure to Submit Report	Report Not Signed	Notice of pH Violations	Failure to Immediately Report Violation	Failure to Satisfy NBC Requirements	Failure to Pay Permit Fee/Notice of Non-Payment	Failure to Sample / Analyze All Parameters	Failure to Accurately Report Effluent Values	Failure to Report Pretreatment Equipment Failure	Discharge of Prohibited Material	Failure to Maintain Pretreatment System	Discharging without Permit
3	82	1302 Marketplace	0	0	1	0	0	0	0	0	0	0	0	0	0	0
3	85	141 Westminster Corporation	0	0	0	0	0	0	0	0	0	0	0	0	0	0
3	86	144 Benefit Street Associates	0	0	0	0	0	0	0	0	0	0	0	0	0	0
3	85	1484 Company LLC	0	0	0	0	0	0	0	0	0	0	0	0	0	0
3	85	1871 Mineral Spring Corporation	0	0	0	0	0	0	0	0	0	0	0	0	0	0
3	85	244 Wickenden, Inc. d/b/a Z Bar & Grill	0	0	0	0	0	0	11	3	0	0	0	0	0	0
3	85	334 South Water Inc.	0	0	0	0	0	0	0	1	0	0	0	0	0	0
3	85	383 Corporation - First Floor	0	0	0	0	0	0	0	0	0	0	0	0	0	0
3	85	383 Corporation - Second Floor	0	0	0	0	0	0	0	0	0	0	0	0	0	0
3	85	383 Corporation - Third Floor	0	0	0	0	0	0	0	0	0	0	0	0	0	0
3	74	5 Star Restaurant	0	0	0	0	0	0	0	0	0	0	0	0	0	0
3	85	69 Empire Corporation	0	0	0	0	0	0	0	0	0	0	0	0	0	0
3	85	73 Washington Corp.	0	0	0	0	0	0	0	0	0	0	0	0	0	0
3	85	78 Dorrance Corporation	0	0	0	0	0	0	0	0	0	0	0	0	0	0
3	85	7-Eleven (Charles Street)	0	0	0	0	0	0	0	0	0	0	0	0	0	0
3	85	7-Eleven (Johnston)	0	0	0	0	0	0	0	0	0	0	0	0	0	0
3	85	7-Eleven Inc. (Atwells)	0	0	0	0	0	0	1	0	0	0	0	0	0	0
3	85	7-Eleven Inc. (Broad Street)	0	0	0	0	0	0	2	0	0	0	0	0	0	0
3	85	7-Eleven, Inc. (Cranston St.)	0	0	0	0	0	0	3	0	0	0	0	0	0	0
1	11	A & F Plating Company	0	0	0	0	0	0	0	0	0	0	0	0	0	0
3	24	A & H Manufacturing Company	0	3	0	0	0	1	0	0	0	0	0	0	0	0
3	42	A & N Jewelry Co., Inc.	0	0	1	0	0	0	0	0	0	0	0	0	0	0
3	24	A Perfect Print	0	0	0	0	0	0	0	0	0	0	0	0	0	0
3	42	A Stone Greenlawn, LLC	0	0	2	0	0	0	0	0	0	0	0	0	0	0
2	22	A. Harrison & Company, Inc.	0	0	0	0	0	0	1	0	0	0	0	0	0	0
3	96	A.A. Mariani Funeral/Carriage	0	0	0	0	0	0	0	0	0	0	0	0	0	0
3	37	AAA - WAREHOUSE & FLEET OPS.	0	0	0	0	0	0	0	0	0	0	0	0	0	0
3	42	AAMCO Transmissions	0	0	0	0	0	0	1	0	0	0	0	0	0	0
3	85	Abyssinia Restaurant, LLC	0	0	0	0	0	0	0	0	0	0	0	0	0	0
3	82	Academy Supermarket	0	0	0	0	0	0	0	0	0	0	0	0	0	0
3	21	ACME Tackle Company	0	0	0	0	0	0	0	0	0	0	0	0	0	0
3	85	Ada's Creations, Inc.	0	0	0	0	0	0	0	0	0	0	0	0	0	0
3	92	ADDIES LAUNDROMAT	0	0	0	0	0	0	0	2	0	0	0	0	0	0
3	85	Admiral Donuts, Inc.	0	0	0	0	0	0	0	0	0	0	0	0	0	0
3	42	Admiral Packaging	0	0	1	0	0	0	0	0	0	0	0	0	0	0
3	92	Admiral Suds Laundry	0	0	0	0	0	0	0	0	0	0	0	0	0	0
3	85	Advanced Catering	0	0	0	0	0	0	0	0	0	0	0	0	0	0
3	94	Advanced Dental Care	0	0	1	0	0	0	0	0	0	0	0	0	0	0
3	94	Aesthetic Dental Center of RI	0	0	0	0	0	0	0	0	0	0	0	0	0	0
1	11	AG&G Incorporated	0	0	0	0	0	0	0	0	0	0	0	0	0	0
3	86	Aipso	0	0	0	0	0	0	0	0	0	0	0	0	0	0
3	85	Al & Pete	0	0	0	0	0	0	0	0	0	0	0	0	0	0
3	85	Al Forno	0	0	0	0	0	0	0	0	0	0	0	0	0	0
3	95	Alan Shawn Feinstein College	0	0	0	0	0	0	0	0	0	0	0	0	0	0
3	85	Alberto K. Corporation	0	0	0	0	0	0	0	0	0	0	0	0	0	0
3	96	Alderwoods RI, Inc.	0	0	0	0	0	0	0	0	0	0	0	0	0	0
3	74	Alfred Toselli MD	0	0	0	0	0	0	0	0	0	0	0	0	0	0
3	81	Al-Jac Produce	0	0	6	0	0	0	0	0	0	0	0	0	0	0
2	43	Alloy Holdings, LLC	0	0	0	0	0	0	0	0	0	0	0	0	0	0
3	97	Alpine Auto Body, Inc.	0	0	0	0	0	0	0	0	0	0	0	0	0	0
3	42	Aluminum & Copper Recycling, Inc.	0	0	0	0	0	0	0	0	0	0	0	0	0	0
3	42	Alviti Link-All, Inc.	0	0	2	0	0	0	0	0	0	0	0	0	0	0

- USER CLASS**
(1) Significant - Categorical
(2) Significant - Non-Categorical
(3) Non-Significant

**Field's Point
Notices of Violation Issued - 2013**

User Class	Category	Company Name	Letter of Deficiency	Failure to Meet Standards	Failure to Submit Report	Report Not Signed	Notice of pH Violations	Failure to Immediately Report Violation	Failure to Satisfy NBC Requirements	Failure to Pay Permit Fee/Notice of Non-Payment	Failure to Sample / Analyze All Parameters	Failure to Accurately Report Effluent Values	Failure to Report Pretreatment Equipment Failure	Discharge of Prohibited Material	Failure to Maintain Pretreatment System	Discharging without Permit
3	85	Amenities	0	0	0	0	0	0	1	0	0	0	0	0	0	0
3	85	Amerada Hess	0	0	0	0	0	0	0	0	0	0	0	0	0	0
3	85	Amerada Hess (Smithfield Avenue)	0	0	0	0	0	0	0	0	0	0	0	0	0	0
3	85	Amerada Hess Corporation	0	0	0	0	0	0	0	0	0	0	0	0	0	0
3	85	American Legion Post #69	0	0	0	0	0	0	0	0	0	0	0	0	0	0
3	85	Amos House	1	0	0	0	0	0	0	0	0	0	0	0	0	0
3	85	Andino's Restaurant	0	0	0	0	0	0	0	0	0	0	0	0	0	0
3	85	Andrade Cranston Donuts	0	0	0	0	0	0	0	0	0	0	0	0	0	0
3	85	Andrea's Restaurant - Thayer Street	0	0	0	0	0	0	4	0	0	0	0	0	0	0
3	85	Andrea's Restaurant - Westminster Street	0	0	0	0	0	0	0	0	0	0	0	0	0	0
3	94	Angell Street Dental Associate	0	0	1	0	0	0	0	0	0	0	0	0	0	0
3	85	Anjon Inc.	1	0	0	0	0	0	0	0	0	0	0	0	0	0
3	41	Annex Plating	0	0	0	0	0	0	0	0	0	0	0	0	0	0
3	74	Anthony Pricolo Dental Lab	0	0	0	0	0	0	0	0	0	0	0	0	0	0
3	81	Antonelli Poultry	0	0	0	0	0	0	0	0	0	0	0	0	0	0
3	85	Antonio's Pizza - Thayer Street LLC	0	0	0	0	0	0	0	0	0	0	0	0	0	0
3	46	Apac Tool, Inc.	0	0	0	0	0	0	0	0	0	0	0	0	0	0
3	41	Apex Plating Company, Inc.	0	0	5	0	0	0	1	1	0	0	0	0	0	0
3	85	Apsara Asian Restaurant	0	0	0	0	0	0	0	0	0	0	0	0	0	0
3	85	Apsara Palace	1	0	0	0	0	0	4	0	0	0	0	0	0	0
3	95	ARA-Rhode Island Dialysis	0	0	0	0	0	0	0	0	0	0	0	0	0	0
3	86	Arbor Hill Assisted Living	0	0	0	0	0	0	0	1	0	0	0	0	0	0
3	85	Archangel Michael Inc.	0	0	0	0	0	0	0	0	0	0	0	0	0	0
3	42	Arden Jewelry Mfg. Co.	0	0	0	0	0	0	0	0	0	0	0	0	0	0
3	99	Aristocrat Dental Laboratory	0	0	0	0	0	0	0	1	0	0	0	0	0	0
3	82	Armando and Sons # 2 Inc.	0	0	1	0	0	0	0	0	0	0	0	0	0	0
1	11	Armbrust International, Ltd.	0	0	0	0	0	0	0	0	0	0	0	0	0	0
3	42	Aro-Sac, Inc.	0	0	0	0	0	0	0	0	0	0	0	0	0	0
3	85	Aruba Steve's	0	0	0	0	0	0	0	0	0	0	0	0	0	0
3	99	AS220	0	0	1	0	0	0	0	0	0	0	0	0	0	0
3	24	AS220 - Print Shop	0	0	0	0	0	0	0	0	0	0	0	0	0	0
3	85	Asian Palace, LLC	1	0	0	0	0	0	0	0	0	0	0	0	0	0
3	94	Aspen Dental	0	0	0	0	0	0	0	0	0	0	0	0	0	0
3	21	Atamian Manufacturing Corp.	0	0	0	0	0	0	0	0	0	0	0	0	0	0
3	53	Atlantic Gladstone	0	0	0	0	0	0	0	0	0	0	0	0	0	0
3	85	Atwells Realty Corporation	0	0	0	0	0	0	0	0	0	0	0	0	0	0
3	97	Atwood Car Wash	0	0	0	0	0	0	0	0	0	0	0	0	0	0
3	92	Atwood Laundromat	0	0	0	0	0	0	0	0	0	0	0	0	0	0
3	85	Au Bon Pain - Women & Infants' Hospital	0	0	0	0	0	0	0	0	0	0	0	0	0	0
3	85	Au Bon Pain Company, Inc.	0	0	0	0	0	0	0	0	0	0	0	0	0	0
3	74	Auntie Anne's	0	0	0	0	0	0	2	0	0	0	0	0	0	0
3	85	Aurora Civic Association	0	0	0	0	0	0	0	0	0	0	0	0	0	0
1	11	Austin Metal Finishing Inc.	0	0	2	0	0	0	0	0	0	0	0	0	0	0
3	89	Avalon Bay - Center Place	0	0	0	0	0	0	0	0	0	0	0	0	0	0
3	85	Avenue Grille	0	0	0	0	0	0	0	0	0	0	0	0	0	0
3	92	Aznet LLC	0	0	0	0	0	0	0	0	0	0	0	0	0	0
3	81	B. Deltoro & Sons, Inc.	0	0	0	0	0	0	0	0	0	0	0	0	0	0
3	96	B. Maceroni & Sons, Inc.	0	0	0	0	0	0	0	0	0	0	0	0	0	0
3	86	B.J. Clanton Complex	0	0	0	0	0	0	4	2	0	0	0	0	0	0
3	85	Bacaro Restaurant	0	0	0	0	0	0	0	0	0	0	0	0	0	0
3	81	Baffoni's Poultry Farm	0	0	3	0	0	0	0	0	0	0	0	0	0	0
3	81	Bagel Express	0	0	7	0	0	0	0	0	0	0	0	0	0	0

USER CLASS
(1) Significant - Categorical
(2) Significant - Non-Categorical
(3) Non-Significant

**Feld's Point
Notices of Violation Issued - 2013**

User Class	Category	Company Name	Letter of Deficiency	Failure to Meet Standards	Failure to Submit Report	Report Not Signed	Notice of pH Violations	Failure to Immediately Report Violation	Failure to Satisfy NBC Requirements	Failure to Pay Permit Fee/Notice of Non-Payment	Failure to Sample / Analyze All Parameters	Failure to Accurately Report Effluent Values	Failure to Report Pretreatment Equipment Failure	Discharge of Prohibited Material	Failure to Maintain Pretreatment System	Discharging without Permit
3	86	Bailey School	0	0	0	0	0	0	0	0	0	0	0	0	0	0
3	85	Baja's	0	0	0	0	0	0	0	1	0	0	0	0	0	0
3	86	Bank of America - Dupont Drive	1	0	0	0	0	0	0	1	0	0	0	0	0	0
3	86	Bank of America Building (Westminster)	0	0	0	0	0	0	0	0	0	0	0	0	0	0
3	89	Bank of America City Center	0	0	0	0	0	0	0	0	0	0	0	0	0	0
3	86	Bannister House Inc.	0	0	0	0	0	0	0	1	0	0	0	0	0	0
3	94	Barbara Mancini Cavicchio DDS	0	0	0	0	0	0	0	0	0	0	0	0	0	0
2	40	Barletta Heavy Division, Inc.	0	0	1	0	0	0	0	0	1	0	0	0	0	0
3	85	Basha Restaurant & Bar, Inc.	0	0	0	0	0	0	0	0	0	0	0	0	0	0
3	85	Bay Foods, Inc.	0	0	0	0	0	0	0	0	0	0	0	0	0	0
3	85	Bayal Restaurant Inc.	0	0	0	0	0	0	0	0	0	0	0	0	0	0
3	85	BBRG TR Operating, LLC	0	0	0	0	0	0	0	0	0	0	0	0	0	0
3	96	Bell Funeral Home, Inc.	0	0	0	0	0	0	0	0	0	0	0	0	0	0
3	42	Bella Jewelry	1	0	4	0	0	0	0	3	0	0	0	0	0	0
3	99	Belleau Art Glass	0	0	0	0	0	0	0	0	0	0	0	0	0	0
3	85	Ben & Jerry's	0	0	0	0	0	0	0	0	0	0	0	0	0	0
3	86	Beneficent House, Inc.	0	0	0	0	0	0	0	0	0	0	0	0	0	0
3	86	Berkshire Place Ltd.	0	0	0	0	0	0	0	0	0	0	0	0	0	0
3	85	Best Eastern Chinese Restaurant	1	0	0	0	0	0	0	0	0	0	0	0	0	0
3	85	Best Taste Chinese Restaurant	0	0	0	0	0	0	0	0	0	0	0	0	0	0
3	86	Bethany Home of Rhode Island	0	0	0	0	0	0	0	1	0	0	0	0	0	0
3	85	Better Burger Company	0	0	0	0	0	0	0	0	0	0	0	0	0	0
3	85	Betty's Restaurant	0	0	0	0	0	0	0	0	0	0	0	0	0	0
3	85	Big Ricks Subs and Wieners	1	0	0	0	0	0	1	2	0	0	0	0	0	0
3	82	BJ's Wholesale Club	0	2	0	0	0	0	1	0	0	0	0	0	0	0
3	85	Blake's Tavern	0	0	0	0	0	0	0	0	0	0	0	0	0	0
3	85	Blaze East Side	0	0	0	0	0	0	0	0	0	0	0	0	0	0
3	92	Blossom Laundry Inc.	0	0	0	0	0	0	0	0	0	0	0	0	0	0
3	85	Blount Clam Shack & Soup Bar	0	0	0	0	0	0	0	0	0	0	0	0	0	0
3	86	Blue Cross-Blue Shield	0	0	0	0	0	0	0	0	0	0	0	0	0	0
3	85	Blue Elephant Restaurant, Inc.	0	0	0	0	0	0	1	0	0	0	0	0	0	0
3	85	Blue Grotto Restaurant	0	0	0	0	0	0	0	2	0	0	0	0	0	0
3	85	Bob & Timmy's Grilled Pizza	0	0	0	0	0	0	1	2	0	0	0	0	0	0
3	85	Bob's Riccotti's Sandwich Shop	0	0	0	0	0	0	0	0	0	0	0	0	0	0
3	85	Bombay Club	0	0	0	0	0	0	0	2	0	0	0	0	0	0
3	37	Bonanza Acquisition, LLC	0	0	0	0	0	0	1	0	0	0	0	0	0	0
3	81	Bonollo Provisions Co., Inc.	0	0	0	0	0	0	0	0	0	0	0	0	0	0
3	81	Borrelli's Bakery - Charles St.	0	1	4	0	0	0	0	0	0	0	0	0	0	0
3	85	Borrelli's Bakery - Mineral Spring	0	0	0	0	0	0	0	0	0	0	0	0	0	0
3	85	Boston Market - Providence	0	0	0	0	0	0	0	0	0	0	0	0	0	0
3	85	Boulevard Campesino Restaurant	0	0	0	0	0	0	0	0	0	0	0	0	0	0
3	85	Bravo Brasserie	0	0	0	0	0	0	0	0	0	0	0	0	0	0
3	81	Bread Unlimited, LLC	0	0	2	0	0	0	0	0	0	0	0	0	0	0
3	85	Brewed Awakenings LLC	0	0	0	0	0	0	0	0	0	0	0	0	0	0
3	96	Bright Funeral Home	0	0	0	0	0	0	0	1	0	0	0	0	0	0
3	97	Brittany Motors	0	0	1	0	0	0	0	0	0	0	0	0	0	0
3	85	Broadway Bistro	0	0	0	0	0	0	0	2	0	0	0	0	0	0
3	92	Broadway Laundry Inc.	0	0	0	0	0	0	0	0	0	0	0	0	0	0
3	85	Brother's Famous Pizza	0	0	0	0	0	0	0	0	0	0	0	0	0	0
3	95	BROWN UNIV.- BARUS-HOLLEY	0	0	0	0	0	0	0	0	0	0	0	0	0	0
3	89	Brown University	0	0	0	0	0	0	0	0	0	0	0	0	0	0
3	93	Brown University - 26 Benevolent Street	0	0	0	0	0	0	0	0	0	0	0	0	0	0

- USER CLASS**
(1) Significant - Categorical
(2) Significant - Non-Categorical
(3) Non-Significant

**Feld's Point
Notices of Violation Issued - 2013**

User Class	Category	Company Name	Letter of Deficiency	Failure to Meet Standards	Failure to Submit Report	Report Not Signed	Notice of pH Violations	Failure to Immediately Report Violation	Failure to Satisfy NBC Requirements	Failure to Pay Permit Fee/Notice of Non-Payment	Failure to Sample / Analyze All Parameters	Failure to Accurately Report Effluent Values	Failure to Report Pretreatment Equipment Failure	Discharge of Prohibited Material	Failure to Maintain Pretreatment System	Discharging without Permit
3	86	Brown University - Barbour Hall	0	0	0	0	0	0	0	0	0	0	0	0	0	0
3	85	Brown University - Blue Room	0	0	0	0	0	0	0	0	0	0	0	0	0	0
3	86	Brown University - Carr House	0	0	0	0	0	0	0	0	0	0	0	0	0	0
3	52	Brown University - Central Heat Plant	0	0	0	0	0	0	0	0	0	0	0	0	0	0
3	86	Brown University - Diman & Wayland	0	0	0	0	0	0	0	0	0	0	0	0	0	0
3	97	Brown University - Facilities Management	0	0	0	0	0	0	0	0	0	0	0	0	0	0
3	85	Brown University - Faculty Club	0	0	0	0	0	0	0	0	0	0	0	0	0	0
3	95	Brown University - Geochem	0	0	0	0	0	0	0	0	0	0	0	0	0	0
3	86	Brown University - Graduate Center	0	0	0	0	0	0	0	0	0	0	0	0	0	0
3	86	Brown University - Josiah's	0	0	0	0	0	0	0	0	0	0	0	0	0	0
3	86	Brown University - Keeney Quad	0	0	0	0	0	0	0	0	0	0	0	0	0	0
3	93	Brown University - List Art	0	0	0	0	0	0	0	0	0	0	0	0	0	0
3	74	Brown University - Medical Research Lab	0	0	0	0	0	0	0	0	0	0	0	0	0	0
3	89	Brown University - Meehan Auditorium	0	0	0	0	0	0	0	0	0	0	0	0	0	0
3	86	Brown University - Metcalf hall	0	0	0	0	0	0	0	0	0	0	0	0	0	0
3	86	Brown University - Miller Hall	0	0	0	0	0	0	0	0	0	0	0	0	0	0
3	86	Brown University - New Pembroke Hall	0	0	0	0	0	0	0	0	0	0	0	0	0	0
3	86	Brown University - Rhode Island Hall	0	0	0	0	0	0	0	0	0	0	0	0	0	0
3	86	Brown University - Sears House	0	0	0	0	0	0	0	0	0	0	0	0	0	0
3	85	Brown University - Sharpe Refectory	0	0	0	0	0	0	0	0	0	0	0	0	0	0
3	53	Brown University - Sidney Frank Hall	0	0	0	0	0	0	0	0	0	0	0	0	0	0
3	84	Brown University - Strip Mall	0	0	0	0	0	0	0	0	0	0	0	0	0	0
3	85	Brown University - The Gate	0	0	0	0	0	0	0	0	0	0	0	0	0	0
3	86	Brown University - Verney Woolley	0	0	0	0	0	0	0	0	0	0	0	0	0	0
3	95	Brown University - W. Duncan Macmillan	0	0	0	0	0	0	0	0	0	0	0	0	0	0
3	86	Brown University - Wriston Quad	0	0	0	0	0	0	0	0	0	0	0	0	0	0
3	60	Brown University Center for Continuing E	0	0	0	0	0	0	0	1	0	0	0	0	0	0
3	86	Brown University- Harkness House	0	0	0	0	0	0	0	0	0	0	0	0	0	0
3	86	Brown University-Creative Arts Center	0	0	0	0	0	0	0	0	0	0	0	0	0	0
3	86	Brown University-Hope College	0	0	0	0	0	0	0	0	0	0	0	0	0	0
3	86	Brown University-Horace Mann	0	0	0	0	0	0	0	0	0	0	0	0	0	0
3	86	Brown University-Hunter Lab	0	0	0	0	0	0	0	0	0	0	0	0	0	0
3	86	Brown University-Lyman Hall	0	0	0	0	0	0	0	0	0	0	0	0	0	0
3	86	Brown University-Manning Building	0	0	0	0	0	0	0	0	0	0	0	0	0	0
3	95	Brown University-Medical Education Bldg.	0	0	0	0	0	0	0	0	0	0	0	0	0	0
3	86	Brown University-Partridge Building	0	0	0	0	0	0	0	0	0	0	0	0	0	0
3	40	Brown University-Remediation Project	0	0	1	0	0	0	0	0	0	0	0	0	0	0
3	85	Burger King - # 1989	0	0	0	0	0	0	0	0	0	0	0	0	0	0
3	85	Burger King - # 2421	0	0	0	0	0	0	0	0	0	0	0	0	0	0
3	85	Burger King - #3406	0	0	0	0	0	0	0	0	0	0	0	0	0	0
3	85	Burger King - Hartford Avenue	0	0	0	0	0	0	0	0	0	0	0	0	0	0
3	85	Burger King - Thurbers Avenue	0	0	0	0	0	0	0	0	0	0	0	0	0	0
3	85	Burger King #10759	0	0	0	0	0	0	0	0	0	0	0	0	0	0
3	90	Butler Hospital	0	0	1	0	0	0	0	0	0	0	0	0	0	0
3	40	C.B. Utility Co., Inc.	0	0	1	0	0	0	0	0	0	0	0	0	0	0
3	85	Cafe Choklad	0	0	0	0	0	0	2	2	0	0	0	0	0	0
3	85	Cafe Nuovo	0	0	0	0	0	0	0	0	0	0	0	0	0	0
3	85	Cafeteria La Rueda	0	0	0	0	0	0	0	0	0	0	0	0	0	0
3	85	Cafeteria Restaurant La Sonrisa	0	0	0	0	0	0	0	1	0	0	0	0	0	0
3	85	Caffe' Dolce Vita	0	0	0	0	0	0	0	0	0	0	0	0	0	0
3	85	Cajun Luau	2	0	0	0	0	0	0	0	0	0	0	0	0	0
3	12	Callico Metals, Inc.	0	0	0	0	0	0	0	0	0	0	0	0	0	0

- USER CLASS**
(1) Significant - Categorical
(2) Significant - Non-Categorical
(3) Non-Significant

**Feld's Point
Notices of Violation Issued - 2013**

User Class	Category	Company Name	Letter of Deficiency	Failure to Meet Standards	Failure to Submit Report	Report Not Signed	Notice of pH Violations	Failure to Immediately Report Violation	Failure to Satisfy NBC Requirements	Failure to Pay Permit Fee/Notice of Non-Payment	Failure to Sample / Analyze All Parameters	Failure to Accurately Report Effluent Values	Failure to Report Pretreatment Equipment Failure	Discharge of Prohibited Material	Failure to Maintain Pretreatment System	Discharging without Permit
3	85	Cal's Corner Restaurant	0	0	1	0	0	0	0	0	0	0	0	0	0	0
3	85	Campus Pizza, Inc.	0	0	0	0	0	0	0	0	0	0	0	0	0	0
3	85	Capital Grille	0	0	0	0	0	0	0	0	0	0	0	0	0	0
3	86	Capitol Ridge at Providence - Harbor	0	0	0	0	0	0	0	0	0	0	0	0	0	0
3	86	Capitol Ridge at Providence - Lodge	0	0	0	0	0	0	0	0	0	0	0	0	0	0
3	85	Capriccio's Restaurant	0	0	0	0	0	0	0	0	0	0	0	0	0	0
3	81	Carcieri's Market	0	0	8	0	0	0	0	0	0	0	0	0	0	0
3	40	Cardi Corporation - Woonasquatucket CSO Interceptor North	0	0	1	0	0	0	2	0	0	0	0	0	0	0
3	74	Cardiac Imaging	0	0	0	0	0	0	0	0	0	0	0	0	0	0
3	94	Caress Dental, Inc.	0	0	0	0	0	0	1	0	0	0	0	0	0	0
3	85	Caribe Super Market	0	0	0	0	0	0	0	0	0	0	0	0	0	0
3	86	Carl G. Lauro School	0	0	0	0	0	0	0	0	0	0	0	0	0	0
3	85	Carolina Restaurant	0	0	0	0	0	0	0	2	0	0	0	0	0	0
3	85	Carrie's Restaurant	0	0	0	0	0	0	0	0	0	0	0	0	0	0
3	85	Carrie's Seafood Express	0	0	0	0	0	0	0	0	0	0	0	0	0	0
3	85	Caserta Pizzeria	0	0	0	0	0	0	0	0	0	0	0	0	0	0
3	85	Cassarino's Restaurant	0	0	0	0	0	0	0	0	0	0	0	0	0	0
3	85	Catanzaro Pizzeria	0	0	0	0	0	0	1	0	0	0	0	0	0	0
3	24	Cathedral Art Metal Co., Inc.	0	0	1	0	0	0	0	0	0	0	0	0	0	0
3	92	Celebrity Cleaners	0	0	0	0	0	0	0	0	0	0	0	0	0	0
3	74	Center for Women's Surgery	0	0	0	0	0	0	0	0	0	0	0	0	0	0
3	86	Central High School	0	0	0	0	0	0	0	0	0	0	0	0	0	0
3	85	Centredale Donuts	0	0	0	0	0	0	0	0	0	0	0	0	0	0
3	99	Certified Disaster Restoration	1	0	1	0	0	0	0	0	0	0	0	0	0	0
3	94	CGHE Dental, LLC	0	0	0	0	0	0	0	0	0	0	0	0	0	0
3	85	Chalk Donuts Inc.	0	0	0	0	0	0	0	0	0	0	0	0	0	0
3	97	Chalkstone Auto Body, Inc.	0	0	0	0	0	0	0	0	0	0	0	0	0	0
3	94	Champagne & Light DMDs	0	0	0	0	0	0	0	0	0	0	0	0	0	0
3	85	Chapinlandia Restaurant	1	0	0	0	0	0	4	0	0	0	0	0	0	0
3	86	Charles Fortes/Lima Sr. Annex	0	0	0	0	0	0	0	0	0	0	0	0	0	0
3	71	Charles N. Fortes Elementary School	0	0	0	0	0	0	0	0	0	0	0	0	0	0
3	85	Charles Street Coffee Company, LLC	0	0	0	0	0	0	0	0	0	0	0	0	0	0
3	74	Charlesgate Assisted Living Center	0	0	0	0	0	0	0	0	0	0	0	0	0	0
3	86	Charlesgate Nursing Center	0	0	0	0	0	0	0	0	0	0	0	0	0	0
3	85	Chef Ho's	0	0	0	0	0	0	0	0	0	0	0	0	0	0
3	85	Chelo's	0	0	0	0	0	0	0	0	0	0	0	0	0	0
3	85	Cheng's Kitchen	0	0	0	0	0	0	0	0	0	0	0	0	0	0
3	85	Cherry Hill Grille	0	0	0	0	0	0	0	0	0	0	0	0	0	0
3	86	Cherry Hill Manor	0	0	0	0	0	0	0	0	0	0	0	0	0	0
3	85	Chili's Grill & Bar	0	0	0	0	0	0	0	0	0	0	0	0	0	0
3	85	China House Restaurant	0	0	0	0	0	0	0	0	0	0	0	0	0	0
3	85	China Jade Restaurant	0	0	0	0	0	0	0	0	0	0	0	0	0	0
3	85	Chinese Iron Wok	1	0	0	0	0	0	0	2	0	0	0	0	0	0
3	85	Chipotle Mexican Grill of Colorado, LLC	0	0	0	0	0	0	0	0	0	0	0	0	0	0
3	85	Choi Limited	0	0	0	0	0	0	0	0	0	0	0	0	0	0
3	85	Choi's Restaurant	0	0	0	0	0	0	2	1	0	0	0	0	0	0
3	85	Chow Fun, Inc. d/b/a Harry's Burger Bar	1	0	0	0	0	0	0	0	0	0	0	0	0	0
3	84	Christiansen Dairy Co. Inc.	0	0	2	0	0	0	0	0	0	0	0	0	0	0
3	94	Christina D. Dicomis DMD	0	0	0	0	0	0	0	0	0	0	0	0	0	0
3	86	Christopher Dodge House B&B Inn	0	0	0	0	0	0	0	1	0	0	0	0	0	0
3	85	Church of God-Elmwood Ave.	0	0	0	0	0	0	3	0	0	0	0	0	0	0
3	89	Ciao Italia Bakery, Inc.	0	0	7	0	0	0	0	3	0	0	0	0	0	0

USER CLASS

- (1) Significant - Categorical
- (2) Significant - Non-Categorical
- (3) Non-Significant

**Feld's Point
Notices of Violation Issued - 2013**

User Class	Category	Company Name	Letter of Deficiency	Failure to Meet Standards	Failure to Submit Report	Report Not Signed	Notice of pH Violations	Failure to Immediately Report Violation	Failure to Satisfy NBC Requirements	Failure to Pay Permit Fee/Notice of Non-Payment	Failure to Sample / Analyze All Parameters	Failure to Accurately Report Effluent Values	Failure to Report Pretreatment Equipment Failure	Discharge of Prohibited Material	Failure to Maintain Pretreatment System	Discharging without Permit
3	85	Ciara Restaurant & Lounge, Inc.	0	0	0	0	0	0	1	0	0	0	0	0	0	0
3	82	Cibao Supermarket	0	0	4	0	0	0	0	0	0	0	0	0	0	0
3	85	Cilantro Mexican Grill	0	0	0	0	0	0	0	0	0	0	0	0	0	0
3	85	Cilantro Restaurant Partners, LLC	0	0	0	0	0	0	0	0	0	0	0	0	0	0
3	85	Circe	0	0	0	0	0	0	0	1	0	0	0	0	0	0
3	85	Cisco's Pizza	0	0	0	0	0	0	0	0	0	0	0	0	0	0
3	86	Citizens Bank of Rhode Island	0	0	0	0	0	0	0	0	0	0	0	0	0	0
3	86	City of Providence	0	0	0	0	0	0	0	0	0	0	0	0	0	0
3	94	Cityline Dental	0	0	0	0	0	0	0	0	0	0	0	0	0	0
3	92	Clean Machine Coin Laundromat	1	0	0	0	0	0	2	0	0	0	0	0	0	0
3	85	Club Fantasies	0	0	0	0	0	0	0	0	0	0	0	0	0	0
3	37	Coca Cola Enterprises, Inc.	0	0	0	0	0	0	0	0	0	0	0	0	0	0
3	85	Coffee Plus Snack Bar V.F.#68	0	0	0	0	0	0	0	0	0	0	0	0	0	0
3	24	Cogens Printing	0	0	0	0	0	0	0	0	0	0	0	0	0	0
3	92	Coin-Op - Providence	0	0	0	0	0	0	0	0	0	0	0	0	0	0
3	97	Colbea LLC (North Main)	0	0	0	0	0	0	2	0	0	0	0	0	0	0
3	97	Coletta's Collision Center	0	0	0	0	0	0	0	0	0	0	0	0	0	0
3	94	Comfort Dental	0	0	1	0	0	0	0	0	0	0	0	0	0	0
3	86	Community College of RI	0	0	2	0	0	0	0	0	0	0	0	0	0	0
3	86	Community College of RI - Providence	0	0	0	0	0	0	0	0	0	0	0	0	0	0
3	82	Compare Foods	0	0	0	0	0	0	0	0	0	0	0	0	0	0
3	74	Conrad Wesselhoeft MD	0	0	0	0	0	0	0	0	0	0	0	0	0	0
3	43	Contech Medical, Inc.	0	0	0	0	0	0	0	0	0	0	0	0	0	0
1	11	Contract Specialties, Inc.	1	0	0	0	0	0	0	0	0	0	0	0	0	0
3	85	Cook & Brown Public House, Ltd.	0	0	0	0	0	0	0	0	0	0	0	0	0	0
3	85	Cookie Lady & Co.	0	0	0	0	0	0	0	0	0	0	0	0	0	0
3	85	Cool-Lick's Lemonade and Ice Cream	0	0	0	0	0	0	0	0	0	0	0	0	0	0
3	90	Cooperative Care Center	0	0	0	0	0	0	0	0	0	0	0	0	0	0
3	85	Corner Pocket Billiards & Grille	1	0	0	0	0	0	0	0	0	0	0	0	0	0
3	92	Courtesy Cleaners, Inc.	0	0	0	0	0	0	0	0	0	0	0	0	0	0
3	86	Courtyard by Marriott	0	0	0	0	0	0	0	0	0	0	0	0	0	0
3	27	Cox Communications, Inc. - FP Vault	0	0	0	0	0	0	0	0	0	0	0	0	0	0
3	94	Craig Van Dongen, DDS	0	0	1	0	0	0	0	0	0	0	0	0	0	0
3	21	Crisloid, LLC	0	0	0	0	0	0	0	2	0	0	0	0	0	0
3	41	D & D Chrome Plating	0	0	0	0	0	0	0	1	0	0	0	0	0	0
3	85	D&D Coffee, Inc.	0	0	0	0	0	0	0	0	0	0	0	0	0	0
3	89	D. Palmieri Bakery	0	0	0	0	0	0	0	0	0	0	0	0	0	0
3	85	Dairy Queen/Orange Julius	0	0	0	0	0	0	0	0	0	0	0	0	0	0
3	26	Dama Jewelry Technologies	0	0	0	0	0	0	0	0	0	0	0	0	0	0
3	97	D'Ambra Auto Sales	0	0	0	0	0	0	0	0	0	0	0	0	0	0
3	85	D'Angelo Sandwich Shop - Atwood	0	0	0	0	0	0	0	0	0	0	0	0	0	0
3	85	D'Angelo Sandwich Shop (Academy)	0	0	0	0	0	0	0	0	0	0	0	0	0	0
3	94	Daniel V. Tramonti, Jr., DDS	0	0	0	0	0	0	0	0	0	0	0	0	0	0
3	86	Darlington Memory Lane Inc. - 1073 Mineral Spring Ave.	0	0	0	0	0	0	0	1	0	0	0	0	0	0
3	86	Darlington Memory Lane, Inc. - 1081-R Mineral Spring Ave.	0	0	0	0	0	0	0	1	0	0	0	0	0	0
3	85	Dave & Buster's	0	0	0	0	0	0	0	0	0	0	0	0	0	0
3	94	David I. Konicov, D.D.S.	0	0	1	0	0	0	0	0	0	0	0	0	0	0
3	97	Davies Technical School	0	0	1	0	0	0	0	0	0	0	0	0	0	0
3	97	Dean Auto Collision Center	0	0	0	0	0	0	0	0	0	0	0	0	0	0
3	94	Delcupolo, Abramowitz & Associates	0	0	0	0	0	0	0	0	0	0	0	0	0	0

USER CLASS
(1) Significant - Categorical
(2) Significant - Non-Categorical
(3) Non-Significant

**Field's Point
Notices of Violation Issued - 2013**

User Class	Category	Company Name	Letter of Deficiency	Failure to Meet Standards	Failure to Submit Report	Report Not Signed	Notice of pH Violations	Failure to Immediately Report Violation	Failure to Satisfy NBC Requirements	Failure to Pay Permit Fee/Notice of Non-Payment	Failure to Sample / Analyze All Parameters	Failure to Accurately Report Effluent Values	Failure to Report Pretreatment Equipment Failure	Discharge of Prohibited Material	Failure to Maintain Pretreatment System	Discharging without Permit
3	85	Della Valle Inc.	0	0	0	0	0	0	0	0	0	0	0	0	0	0
3	94	Denise M. Shapiro, D.D.S., M.A.	0	0	0	0	0	0	0	0	0	0	0	0	0	0
3	94	Dent Plus Dental Center	0	0	8	1	0	0	0	0	0	0	0	0	0	0
3	94	Dental Associates of Rhode Island	0	0	1	0	0	0	0	0	0	0	0	0	0	0
3	52	Department of Administration - Chapin Lab Physical Plant	0	0	0	0	0	0	0	0	0	0	0	0	0	0
3	83	Department of Administration - Powers Building Parking Garage	0	0	0	0	0	0	0	1	0	0	0	0	0	0
3	85	DES Deli, LLC	0	1	0	0	0	0	0	0	0	0	0	0	0	0
3	21	Designs International Inc.	0	0	0	0	0	0	0	1	0	0	0	0	0	0
3	97	Detroit Collision Center	0	0	0	0	0	0	0	0	0	0	0	0	0	0
3	92	Dexter Cleaners, Inc (Villella)	0	0	0	0	0	0	0	0	0	0	0	0	0	0
3	85	DiCecco Inc.	0	0	0	0	0	0	0	0	0	0	0	0	0	0
1	11	DiFruscia Industries, Inc.	0	0	1	0	0	0	0	1	0	0	0	0	0	0
2	40	DiGregorio Inc.	0	0	0	0	0	0	0	0	0	0	0	0	0	0
3	85	Dinarijak, Inc.	0	0	0	0	0	0	0	1	0	0	0	0	0	0
3	52	Diocese of Providence - Office Building	0	0	0	0	0	0	0	0	0	0	0	0	0	0
3	89	Divozzi & Son's Bakery/Pizza	1	0	0	0	0	0	0	0	0	0	0	0	0	0
3	71	DJM Wholesale d/b/a/ Artisan Proofed Breads	0	0	0	0	0	0	6	0	0	0	0	0	0	0
3	97	Doctor Suds - Mineral Spring Ave.	0	0	1	0	0	0	0	0	0	0	0	0	0	0
3	85	Dok's Deli	0	0	0	0	0	0	0	0	0	0	0	0	0	0
3	85	Dolce Gelateria, Inc.	0	0	0	0	0	0	0	1	0	0	0	0	0	0
2	27	Dominion Energy Manchester Street, Inc.	0	0	0	0	0	0	0	0	0	0	0	0	0	0
3	85	Domino's Pizza (Broad Street)	1	0	0	0	0	0	1	0	0	0	0	0	0	0
3	85	Domino's Pizza (Chalkstone Avenue)	0	0	0	0	0	0	0	1	0	0	0	0	0	0
3	85	Don Jose Restaurant	0	0	0	0	0	0	0	0	0	0	0	0	0	0
3	94	Dr. Lee Whitney	0	0	0	0	0	0	0	0	0	0	0	0	0	0
3	74	Dr. Thomas O. Buntak	0	0	0	0	0	0	0	0	0	0	0	0	0	0
3	94	Dr.'s Larry & Henry Levin	0	0	1	0	0	0	0	0	0	0	0	0	0	0
3	85	Dragon Dynasty LLC	0	0	0	0	0	0	0	0	0	0	0	0	0	0
3	85	DRD Hospitality Inc.	0	0	0	0	0	0	0	0	0	0	0	0	0	0
3	94	Drs. Mansolillo Dental	0	0	1	0	0	0	0	0	0	0	0	0	0	0
3	94	Drs. Rubinstein & Ducoff, Inc.	0	0	1	0	0	0	0	0	0	0	0	0	0	0
3	94	Drs. Votolato and Paziienza	0	0	1	0	0	0	0	0	0	0	0	0	0	0
3	85	Dunkin Donut - Branch Avenue	0	0	0	0	0	0	0	0	0	0	0	0	0	0
3	85	Dunkin Donut - Elmwood Avenue	0	0	0	0	0	0	0	0	0	0	0	0	0	0
3	85	Dunkin Donuts - Allens Avenue	0	0	0	0	0	0	0	0	0	0	0	0	0	0
3	85	Dunkin Donuts - Atwells Avenue	0	0	0	0	0	0	0	0	0	0	0	0	0	0
3	85	Dunkin Donuts - Atwood Avenue	0	0	0	0	0	0	0	0	0	0	0	0	0	0
3	85	Dunkin Donuts - Broad Street	0	0	0	0	0	0	0	0	0	0	0	0	0	0
3	85	Dunkin Donuts - Gano Street	0	0	0	0	0	0	0	0	0	0	0	0	0	0
3	85	Dunkin Donuts - North Main St.	1	0	0	0	0	0	0	0	0	0	0	0	0	0
3	85	Dunkin Donuts - Plainfield Street	0	0	0	0	0	0	0	0	0	0	0	0	0	0
3	85	Dunkin Donuts - Pleasant Valley	1	0	0	0	0	0	0	0	0	0	0	0	0	0
3	85	Dunkin Donuts - Putnam Avenue	0	0	0	0	0	0	0	0	0	0	0	0	0	0
3	85	Dunkin Donuts (Providence Place Mall)	0	0	0	0	0	0	0	0	0	0	0	0	0	0
3	86	Dunkin Donuts Center	0	0	0	0	0	0	0	0	0	0	0	0	0	0
3	92	Du-Pro-Lux Cleaners	0	0	0	0	0	0	0	0	0	0	0	0	0	0
3	85	Dyco Services	0	0	0	0	0	0	0	0	0	0	0	0	0	0
1	11	E&M Enterprises, LTD	1	0	3	0	4	0	0	0	0	0	0	0	0	0
2	25	Eagle Laundry Inc.	1	0	1	0	0	0	1	1	1	0	0	0	0	0
1	11	Eagle Plating Company, Inc.	0	0	0	0	0	0	0	0	0	0	0	0	0	0
3	85	East Coast Pizza	0	0	0	0	0	0	0	2	0	0	0	0	0	0
3	99	East Coast Screen Printing	0	0	2	0	0	0	0	0	0	0	0	0	0	0

- USER CLASS**
(1) Significant - Categorical
(2) Significant - Non-Categorical
(3) Non-Significant

**Field's Point
Notices of Violation Issued - 2013**

User Class	Category	Company Name	Letter of Deficiency	Failure to Meet Standards	Failure to Submit Report	Report Not Signed	Notice of pH Violations	Failure to Immediately Report Violation	Failure to Satisfy NBC Requirements	Failure to Pay Permit Fee/Notice of Non-Payment	Failure to Sample / Analyze All Parameters	Failure to Accurately Report Effluent Values	Failure to Report Pretreatment Equipment Failure	Discharge of Prohibited Material	Failure to Maintain Pretreatment System	Discharging without Permit
3	94	East Side Endodontics	0	0	1	0	0	0	0	0	0	0	0	0	0	0
3	94	East Side Orthopaedics, Inc.	0	0	0	0	0	0	0	0	0	0	0	0	0	0
3	94	East Side Periodontics, Ltd.	0	0	1	0	0	0	0	0	0	0	0	0	0	0
3	89	East Side/Mount Hope YMCA	0	0	0	0	0	0	0	0	0	0	0	0	0	0
2	22	Eastern Color & Chemical Co.	0	0	0	0	1	0	0	0	0	0	0	0	0	0
3	26	Eastern Screw Company	0	0	5	0	0	0	0	0	0	0	0	0	0	0
3	82	Eastside Marketplace	0	0	0	0	0	0	0	0	0	0	0	0	0	0
3	85	Easy Entertaining, Inc.	0	0	0	0	0	0	1	0	0	0	0	0	0	0
3	85	EAT Providence	0	0	0	0	0	0	0	0	0	0	0	0	0	0
3	85	Eddie & Sons Diner	0	0	0	0	0	0	0	0	0	0	0	0	0	0
3	35	Edesia, LLC.	0	0	0	0	0	0	0	0	0	0	0	0	0	0
3	71	Edwards Restaurant and Lounge	0	0	0	0	0	0	0	0	0	0	0	0	0	0
3	85	El Chapin II	0	0	0	0	0	0	0	1	0	0	0	0	0	0
3	85	El Malecon Restaurant	1	0	0	0	0	0	2	0	0	0	0	0	0	0
3	85	El Mogote	0	0	0	0	0	0	0	0	0	0	0	0	0	0
3	81	El Quiche Bakery	0	0	5	0	0	0	0	1	0	0	0	0	0	0
3	85	El Rancho Grande	1	0	0	0	0	0	0	0	0	0	0	0	0	0
3	85	El Rey De Las Pupusas	0	0	0	0	0	0	0	0	0	0	0	0	0	0
1	11	Electrolizing, Inc.	0	0	0	0	0	0	0	0	0	0	0	0	0	0
3	96	Elliot M. Robbins Funeral Home	0	0	0	0	0	0	0	0	0	0	0	0	0	0
3	90	Elmhurst Extended Care	0	1	2	0	0	0	0	0	0	0	0	0	0	0
3	86	Elmwood Community School	0	0	0	0	0	0	0	0	0	0	0	0	0	0
3	86	Elmwood Health Center	0	0	0	0	0	0	0	0	0	0	0	0	0	0
3	92	Elmwood Ultra Clean Laundry	0	0	0	0	0	0	0	0	0	0	0	0	0	0
3	95	Epivax, Inc.	0	0	0	0	0	0	0	0	0	0	0	0	0	0
3	86	Epoch Assisted Living on the East Side	0	0	0	0	0	0	0	0	0	0	0	0	0	0
3	86	Epoch on Blackstone Boulevard, LLC	0	0	0	0	0	0	2	0	0	0	0	0	0	0
3	85	Ethan Zamp & Co. Ltd.	0	0	0	0	0	0	0	0	0	0	0	0	0	0
1	11	Evans Plating Corporation (N.P.)	0	2	7	0	7	0	0	1	0	0	0	0	0	0
3	85	Excellent Pizza	0	0	0	0	0	0	0	0	0	0	0	0	0	0
3	85	F. Saia Restaurants, Inc. LLC d/b/a Pat's Italian Restaurant	0	0	0	0	0	0	0	0	0	0	0	0	0	0
3	86	Factory Mutual Insurance Co.	0	0	0	0	0	0	0	0	0	0	0	0	0	0
3	86	Fairfield Residential - Roger Williams	0	0	0	0	0	0	0	0	0	0	0	0	0	0
3	86	Fairfield Residential - Thomas Olney	0	0	0	0	0	0	0	0	0	0	0	0	0	0
3	86	Fairfield Residential- Nickolas Brown	0	0	0	0	0	0	0	0	0	0	0	0	0	0
3	86	Fairfield Residential- Steven Hopkins	0	0	0	0	0	0	0	0	0	0	0	0	0	0
3	86	Fairfield Residential- William Ellery	0	0	0	0	0	0	0	0	0	0	0	0	0	0
3	85	Farmstead, Inc.	0	0	0	0	0	0	0	0	0	0	0	0	0	0
3	85	Fat Belly's Pub	0	0	0	0	0	0	0	0	0	0	0	0	0	0
3	81	Fed-Rick Veal Company	0	0	3	0	0	0	0	0	0	0	0	0	0	0
3	85	Fellini Pizzeria	0	0	0	0	0	0	1	0	0	0	0	0	0	0
3	99	Ferguson Animal Enterprises Inc.	0	0	0	0	0	0	0	0	0	0	0	0	0	0
3	42	Ferguson Perforating & Wire	0	0	0	0	0	0	0	0	0	0	0	0	0	0
3	41	Fernando Originals	0	0	0	0	0	0	0	0	0	0	0	0	0	0
3	97	Finest Car Wash	0	0	0	0	0	0	0	0	0	0	0	0	0	0
3	86	Firehouse No. 13, LLC	0	0	0	0	0	0	1	1	0	0	0	0	0	0
3	59	First Casting, Inc.	0	0	0	0	0	0	0	0	0	0	0	0	0	0
3	85	Flan y Ajo	0	0	0	0	0	0	0	0	0	0	0	0	0	0
3	85	Fleming's Steakhouse	0	0	0	0	0	0	0	0	0	0	0	0	0	0
3	85	Florentine Grill, Inc	0	0	0	0	0	0	0	1	0	0	0	0	0	0
3	85	Fondue Providence, LLC	0	0	0	0	0	0	0	0	0	0	0	0	0	0
3	85	Food and Beverage Corp.	0	0	0	0	0	0	2	0	0	0	0	0	0	0

USER CLASS
(1) Significant - Categorical
(2) Significant - Non-Categorical
(3) Non-Significant

Field's Point
Notices of Violation Issued - 2013

User Class	Category	Company Name	Letter of Deficiency	Failure to Meet Standards	Failure to Submit Report	Report Not Signed	Notice of pH Violations	Failure to Immediately Report Violation	Failure to Satisfy NBC Requirements	Failure to Pay Permit Fee/Notice of Non-Payment	Failure to Sample / Analyze All Parameters	Failure to Accurately Report Effluent Values	Failure to Report Pretreatment Equipment Failure	Discharge of Prohibited Material	Failure to Maintain Pretreatment System	Discharging without Permit
3	85	Food For The Soul	0	0	0	0	0	0	0	1	0	0	0	0	0	0
3	81	Foremost Bakery - Eagle Square	0	0	0	0	0	0	2	0	0	0	0	0	0	0
3	85	Four Season's Restaurant	0	0	0	0	0	0	5	0	0	0	0	0	0	0
3	97	Freeman's Acquisition, Inc.	0	0	1	0	0	0	0	1	0	0	0	0	0	0
3	97	Freeway Car Wash	0	0	0	0	0	0	0	0	0	0	0	0	0	0
3	85	Friendly's	0	1	0	0	0	0	0	0	0	0	0	0	0	0
3	85	Froyo World - Thayer Street	0	0	0	0	0	0	0	1	0	0	0	0	0	0
3	85	Fruitzzy - Atwells Ave.	0	0	0	0	0	0	1	0	0	0	0	0	0	0
3	85	Fuji Chen	2	0	0	0	0	0	0	1	0	0	0	0	0	0
3	74	G & A Carpet Cleaning Services	0	0	0	0	0	0	0	0	0	0	0	0	0	0
1	11	G. Tanury Plating Company	0	2	0	0	1	0	0	1	0	0	0	0	0	0
3	41	Galvanique (Johnston)	0	0	6	0	0	0	0	0	0	0	0	0	0	0
3	86	Gano Holdings, LLC	0	0	0	0	0	0	0	0	0	0	0	0	0	0
3	44	Ga-Rel Manufacturing Company	0	0	0	0	0	0	0	0	0	0	0	0	0	0
3	71	Gavin's Pub	0	0	0	0	0	0	4	0	0	0	0	0	0	0
3	74	Gem Foods	0	0	0	0	0	0	4	0	0	0	0	0	0	0
1	11	General Plating Company	0	1	0	0	0	0	0	0	0	0	0	0	0	0
3	42	Genesis Marketing Group - Warren Avenue	0	0	1	0	0	0	0	0	0	0	0	0	0	0
3	85	Geneva Diner	0	0	0	0	0	0	0	0	0	0	0	0	0	0
3	85	Geoff's Superlative Sandwiches - Benefit	0	0	0	0	0	0	0	0	0	0	0	0	0	0
3	85	Gepetto's	0	0	0	0	0	0	0	0	0	0	0	0	0	0
3	85	GIFU Providence, Inc. d/b/a Sushi Café (Prov. Place)	0	0	0	0	0	0	0	0	0	0	0	0	0	0
3	53	Gilbane Building Company	0	0	0	0	0	0	0	0	0	0	0	0	0	0
3	85	Golden City	1	0	0	0	0	0	0	1	0	0	0	0	0	0
3	85	Golden Crust Pizza (VB Pizza, LLC d/b/a)	0	0	1	0	0	0	1	0	0	0	0	0	0	0
3	43	Gothic Pewter LLC	0	0	1	0	0	0	0	0	0	0	0	0	0	0
3	82	Gourmet Heaven - Weybosset Street	0	0	2	0	0	0	1	0	0	0	0	0	0	0
3	82	Gourmet Heaven - Meeting Street	0	0	1	0	0	0	0	0	0	0	0	0	0	0
3	85	Gourmet House Restaurant	1	0	0	0	0	0	0	2	0	0	0	0	0	0
3	27	Greco Brothers Inc.	0	0	0	0	0	0	0	0	0	0	0	0	0	0
3	85	GTECH Center	0	0	0	0	0	0	0	0	0	0	0	0	0	0
3	81	Guatepan Bakery	0	0	3	0	0	0	0	0	0	0	0	0	0	0
3	85	Guido Murphy, Inc.	1	0	0	0	0	0	1	0	0	0	0	0	0	0
3	41	H & M Industries, LLC.	0	0	4	0	0	0	0	0	0	0	0	0	0	0
3	85	H and A Kitchen	0	0	0	0	0	0	0	0	0	0	0	0	0	0
3	85	H&S Management, LLC	0	0	4	0	0	0	0	0	0	0	0	0	0	0
3	74	Hanley's Ale House	0	0	0	0	0	0	3	0	0	0	0	0	0	0
3	51	Harrison Casting	0	0	0	0	0	0	0	0	0	0	0	0	0	0
3	92	Hartford Laundromat, Inc.	0	0	0	0	0	0	0	0	0	0	0	0	0	0
3	85	Haruki East Ltd.	0	0	0	0	0	0	0	0	0	0	0	0	0	0
3	86	Hasbro	0	0	1	0	0	0	0	0	0	0	0	0	0	0
3	85	Haven Brothers Diner	0	0	0	0	0	0	0	0	0	0	0	0	0	0
3	74	Heng Express	0	0	0	0	0	0	0	0	0	0	0	0	0	0
3	71	Hercules Mulligan's	0	0	0	0	0	0	0	0	0	0	0	0	0	0
1	11	Herff Jones, Inc.	0	0	0	0	1	0	0	0	0	0	0	0	0	0
3	86	Highlander Charter School	0	0	0	0	0	0	0	0	0	0	0	0	0	0
3	97	Hillview Auto Body	0	0	0	0	0	0	0	0	0	0	0	0	0	0
3	94	Hodosh Dental Associates, Inc.	0	0	0	0	0	0	0	0	0	0	0	0	0	0
3	96	Hoey-Arpin-Williams-King Funeral Home	0	0	0	0	0	0	0	0	0	0	0	0	0	0
3	94	Hoffman Animal Hospital	0	0	0	0	0	0	0	3	0	0	0	0	0	0
3	86	Home and Hospice Care of Rhode Island	0	0	0	0	0	0	0	0	0	0	0	0	0	0
3	85	Homefries Restaurant	0	0	0	0	0	0	0	0	0	0	0	0	0	0

- USER CLASS**
(1) Significant - Categorical
(2) Significant - Non-Categorical
(3) Non-Significant

**Feld's Point
Notices of Violation Issued - 2013**

User Class	Category	Company Name	Letter of Deficiency	Failure to Meet Standards	Failure to Submit Report	Report Not Signed	Notice of pH Violations	Failure to Immediately Report Violation	Failure to Satisfy NBC Requirements	Failure to Pay Permit Fee/Notice of Non-Payment	Failure to Sample / Analyze All Parameters	Failure to Accurately Report Effluent Values	Failure to Report Pretreatment Equipment Failure	Discharge of Prohibited Material	Failure to Maintain Pretreatment System	Discharging without Permit
3	85	Hometown Pizza and Subs	0	0	0	0	0	0	3	0	0	0	0	0	0	0
3	85	Honey Dew Donuts (Allens)	0	0	0	0	0	0	0	0	0	0	0	0	0	0
3	85	Honey Dew Donuts (North Main Street)	0	0	0	0	0	0	0	1	0	0	0	0	0	0
3	85	Hope Creamery	0	0	0	0	0	0	0	0	0	0	0	0	0	0
3	85	Hope Street Pizza	0	0	0	0	0	0	0	1	0	0	0	0	0	0
3	86	Hopkins Manor Ltd	0	0	0	0	0	0	0	0	0	0	0	0	0	0
3	85	Hot & Cold, LLC	0	0	0	0	0	0	0	2	0	0	0	0	0	0
3	86	Housing Authority of the City of Prov.	0	0	0	0	0	0	0	0	0	0	0	0	0	0
3	85	HSG, Inc.	0	0	0	0	0	0	0	0	0	0	0	0	0	0
3	37	Hudson Liquid Asphalts, Inc.	0	0	1	0	0	0	0	0	0	0	0	0	0	0
3	97	Hurd Auto Mall LLC	0	0	0	0	0	0	0	0	0	0	0	0	0	0
3	74	I Love Mexico	0	0	0	0	0	0	5	0	0	0	0	0	0	0
3	41	I. Broomfield & Son, Inc.	0	0	0	0	0	0	0	0	0	0	0	0	0	0
3	85	Ice Lounge, Inc.	0	0	0	0	0	0	0	0	0	0	0	0	0	0
1	11	Ideal Plating & Polishing Co., Inc.	1	0	2	0	1	0	0	0	0	0	0	0	0	0
3	99	Imperial Tile & Marble Works Inc.	0	0	4	0	0	0	0	0	0	0	0	0	0	0
3	85	India Restaurant	1	0	0	0	0	0	0	0	0	0	0	0	0	0
1	11	Induplate LLC	0	1	0	0	0	0	0	0	0	0	0	0	0	0
3	85	International Cafe and Club	0	0	0	0	0	0	0	0	0	0	0	0	0	0
1	11	International Chromium Plating	1	0	0	0	0	0	0	0	0	0	0	0	0	0
3	74	International Education Partners, LLC	0	0	0	0	0	0	1	0	0	0	0	0	0	0
1	11	International Etching, Inc.	0	0	0	0	4	0	0	0	0	0	0	0	0	0
1	11	International Insignia Corporation	0	1	1	0	0	1	0	0	0	0	0	0	0	0
1	11	Ira Green, Inc.	0	0	0	0	3	0	0	0	0	0	0	0	0	0
3	82	Istanbul Gourmet Market, LLC	0	0	1	0	0	0	0	0	0	0	0	0	0	0
3	49	Item Holding LLC	0	0	1	0	0	0	0	0	0	0	0	0	0	0
3	85	Ivy Tavern	0	0	0	0	0	0	0	0	0	0	0	0	0	0
3	85	J & D Shoppes, Inc.	0	0	0	0	0	0	0	1	0	0	0	0	0	0
3	86	J & W - Center for Culinary Excellence	0	0	0	0	0	0	0	0	0	0	0	0	0	0
3	86	J & W - South Hall	0	0	0	0	0	0	0	0	0	0	0	0	0	0
3	86	J & W Xavier Academics Center	0	0	0	0	0	0	0	0	0	0	0	0	0	0
3	85	J & W-Chestnuts	0	0	0	0	0	0	0	0	0	0	0	0	0	0
3	85	J & W-Culinary Museum Catering Kitchen	0	0	0	0	0	0	0	0	0	0	0	0	0	0
3	86	J & W-Harborside Academics	0	0	0	0	0	0	0	0	0	0	0	0	0	0
3	74	J & W-Harborside Recreation Center (Wildcat Center)	0	0	0	0	0	0	1	0	0	0	0	0	0	0
3	86	J & W-McNaulty Hall	0	0	0	0	0	0	0	0	0	0	0	0	0	0
3	86	J & W-Snowden Hall	0	0	0	0	0	0	0	0	0	0	0	0	0	0
3	85	J & W-The University Club	0	0	0	0	0	0	0	0	0	0	0	0	0	0
3	81	J. Joy's Sugar Shack	0	0	9	0	0	0	0	1	0	0	0	0	0	0
3	96	J.F. Skeffington Funeral Home	0	0	0	0	0	0	1	0	0	0	0	0	0	0
3	85	J.G., Inc. d/b/a Ronzio Pizza - Greenville Avenue)	0	0	0	0	0	0	0	4	0	0	0	0	0	0
3	53	J.H. Realty	0	0	0	0	0	0	0	0	0	0	0	0	0	0
3	85	J.M.V. Pizza & Subs	0	0	0	0	0	0	0	0	0	0	0	0	0	0
3	85	Jacky's Galaxie - Johnston	1	0	0	0	0	0	0	0	0	0	0	0	0	0
3	85	Jacky's Galaxie Restaurant - North Prov.	1	0	0	0	0	0	3	0	0	0	0	0	0	0
3	85	Jacky's Waterplace	1	0	0	0	0	0	0	0	0	0	0	0	0	0
3	94	Jacob Werba	0	0	2	0	0	0	0	0	0	0	0	0	0	0
3	85	Jade East, Inc.	1	0	0	0	0	0	0	0	0	0	0	0	0	0
3	92	Jains's Laundry, Inc.	0	0	0	0	0	0	0	0	0	0	0	0	0	0
3	85	Jamel MEP, LLC d/b/a Ramaraya Cafeteria Restaurant	0	0	0	0	0	0	1	1	0	0	0	0	0	0
3	85	JAMRA, Inc.	0	0	0	0	0	0	0	0	0	0	0	0	0	0
3	85	Jan Co. Central, Inc.	0	0	0	0	0	0	0	0	0	0	0	0	0	0

- USER CLASS**
(1) Significant - Categorical
(2) Significant - Non-Categorical
(3) Non-Significant

**Field's Point
Notices of Violation Issued - 2013**

User Class	Category	Company Name	Letter of Deficiency	Failure to Meet Standards	Failure to Submit Report	Report Not Signed	Notice of pH Violations	Failure to Immediately Report Violation	Failure to Satisfy NBC Requirements	Failure to Pay Permit Fee/Notice of Non-Payment	Failure to Sample / Analyze All Parameters	Failure to Accurately Report Effluent Values	Failure to Report Pretreatment Equipment Failure	Discharge of Prohibited Material	Failure to Maintain Pretreatment System	Discharging without Permit
3	85	Janczynsky Food Inc. d/b/a Ugly American	0	0	0	0	0	0	1	0	0	0	0	0	0	0
3	85	Jaques, Ltd.	0	0	0	0	0	0	0	0	0	0	0	0	0	0
3	93	JB Foley Printing Co., Inc	1	0	4	0	0	0	0	0	0	0	0	0	0	0
3	41	JC Gorham	0	0	4	0	0	0	0	1	0	0	0	0	0	0
3	81	Jeanette's Bakery	0	0	1	0	0	0	0	0	0	0	0	0	0	0
3	85	JH Restaurant Providence LLC	0	0	0	0	0	0	0	0	0	0	0	0	0	0
3	74	Jinco Redevelopment	0	0	0	0	0	0	0	0	0	0	0	0	0	0
3	85	JLC Foods, Inc.	0	0	0	0	0	0	0	0	0	0	0	0	0	0
3	40	John Rocchio Corp. - 303.07C South	0	0	0	0	0	0	1	0	0	0	0	0	0	0
3	40	John Rocchio Corp. - Outfall 27 Sewer Separation	0	0	2	0	0	0	1	0	0	0	0	0	0	0
3	40	John Rocchio Corporation - Floatable Control Project	0	0	2	0	0	0	1	0	0	0	0	0	0	0
3	94	John T. A. Romano DDS	0	0	0	0	0	0	0	0	0	0	0	0	0	0
3	85	Johnny Rockets	0	0	0	0	0	0	0	0	0	0	0	0	0	0
3	85	John's Breakfast & Lunch	0	0	0	0	0	0	0	0	0	0	0	0	0	0
3	85	Johnston Donuts Inc.	0	0	0	0	0	0	0	0	0	0	0	0	0	0
3	94	Johnston Family Dentistry	0	0	0	0	0	0	0	0	0	0	0	0	0	0
3	85	Johnston Pizza House	0	0	0	0	0	0	0	1	0	0	0	0	0	0
3	86	Johnston Senior Center	0	0	0	0	0	0	0	0	0	0	0	0	0	0
3	85	Jon Roc Linc	0	0	0	0	0	0	0	0	0	0	0	0	0	0
3	43	Josef Creations	0	0	1	0	0	0	1	0	0	0	0	0	0	0
3	94	Joseph A. Izzi, M.D., Inc.	0	0	0	0	0	0	0	0	0	0	0	0	0	0
3	94	Joseph Samuels Dental Center	0	0	0	0	0	0	0	0	0	0	0	0	0	0
3	71	Joy Restaurant	0	0	0	0	0	0	1	0	0	0	0	0	0	0
3	85	Jozon Enterprises	0	0	0	0	0	0	0	0	0	0	0	0	0	0
1	11	JRB Associates Inc.	2	0	1	0	2	0	2	0	1	0	0	0	0	0
3	85	JRB LLC	0	0	0	0	0	0	0	0	0	0	0	0	0	0
3	85	Kadismo	0	0	0	0	0	0	0	0	0	0	0	0	0	0
3	81	Kami Cakes	0	0	1	0	0	0	1	0	0	0	0	0	0	0
3	42	KB Surfaces	0	0	1	0	0	0	0	1	0	0	0	0	0	0
3	92	Kelly Laundromat	0	0	0	0	0	0	0	1	0	0	0	0	0	0
3	97	Kelly's Car Wash	0	0	3	0	0	0	0	0	0	0	0	0	0	0
3	85	Ken Wok	0	0	0	0	0	0	1	0	0	0	0	0	0	0
3	85	Kenneth Providence LLC d/b/a Charley's Grilled Subs (Prov. Place)	1	0	0	0	0	0	0	0	0	0	0	0	0	0
3	85	Kentucky Fried Chicken (Broad Street)	0	0	0	0	0	0	0	0	0	0	0	0	0	0
3	85	Kentucky Fried Chicken (Johnston)	1	0	0	0	0	0	1	0	0	0	0	0	0	0
3	85	KFC - Mineral Spring Avenue	0	0	0	0	0	0	0	0	0	0	0	0	0	0
3	85	KFC - North Main Street	0	0	0	0	0	0	1	0	0	0	0	0	0	0
3	85	Khan Food Services	0	0	0	0	0	0	0	1	0	0	0	0	0	0
1	11	Kirks Folly	0	0	7	0	0	0	0	0	0	0	0	0	0	0
3	85	Kitchenbar Restaurant	0	0	0	0	0	0	1	0	0	0	0	0	0	0
3	85	KJB Industries Inc.	0	0	0	0	0	0	0	0	0	0	0	0	0	0
3	85	KMN, LLC	0	0	0	0	0	0	0	0	0	0	0	0	0	0
3	85	Kon Asian Bistro	0	0	0	0	0	0	0	0	0	0	0	0	0	0
3	85	KVRH Foods Inc.	0	0	0	0	0	0	0	0	0	0	0	0	0	0
3	85	L.A. Baileys	0	0	0	0	0	0	0	0	0	0	0	0	0	0
3	85	L.D.'s Sausage Shop	0	0	0	0	0	0	0	0	0	0	0	0	0	0
3	46	L.M. Hovey, LLC	0	0	0	0	0	0	0	1	0	0	0	0	0	0
3	85	La Gran Parada	0	0	0	0	0	0	0	1	0	0	0	0	0	0
3	92	La Lin Coin Laundrymat	0	0	0	0	0	0	0	0	0	0	0	0	0	0
3	85	La Lupita	0	0	0	0	0	0	0	0	0	0	0	0	0	0
3	85	La Mocana Cafeteria Restaurant Corp.	0	0	0	0	0	0	0	1	0	0	0	0	0	0
3	85	La Sonrisa Restaurant (Cranston St.)	0	0	0	0	0	0	0	0	0	0	0	0	0	0

- USER CLASS**
(1) Significant - Categorical
(2) Significant - Non-Categorical
(3) Non-Significant

**Feld's Point
Notices of Violation Issued - 2013**

User Class	Category	Company Name	Letter of Deficiency	Failure to Meet Standards	Failure to Submit Report	Report Not Signed	Notice of pH Violations	Failure to Immediately Report Violation	Failure to Satisfy NBC Requirements	Failure to Pay Permit Fee/Notice of Non-Payment	Failure to Sample / Analyze All Parameters	Failure to Accurately Report Effluent Values	Failure to Report Pretreatment Equipment Failure	Discharge of Prohibited Material	Failure to Maintain Pretreatment System	Discharging without Permit
3	85	Ladder 133 Inc.	0	0	0	0	0	0	0	0	0	0	0	0	0	0
3	85	Lancellotta's Banquet Restaurant	0	0	0	0	0	0	0	0	0	0	0	0	0	0
3	85	Lanni Restaurant Group, LLC	0	0	0	0	0	0	0	0	0	0	0	0	0	0
3	86	LaSalle Academy	0	0	0	0	0	0	0	0	0	0	0	0	0	0
3	85	LaSalle Donuts Inc.	0	0	0	0	0	0	0	0	0	0	0	0	0	0
3	92	Laundromax - 1315 Broad Street, LLC	0	0	0	0	0	0	0	0	0	0	0	0	0	0
3	92	Laundromax - Atwells Avenue LLC	0	0	0	0	0	0	0	0	0	0	0	0	0	0
3	92	Laundry Club	0	0	0	0	0	0	0	0	0	0	0	0	0	0
3	92	Laundry World	0	0	0	0	0	0	1	0	0	0	0	0	0	0
3	86	Laurelmead Cooperative Inc.	0	0	0	0	0	0	0	0	0	0	0	0	0	0
3	94	Lawrence Page, DMD, Inc.	0	0	1	0	0	0	0	0	0	0	0	0	0	0
2	43	Lee's Manufacturing	0	1	7	0	0	0	1	0	0	0	0	0	0	0
3	85	Li Li Wok	0	0	0	0	0	0	0	1	0	0	0	0	0	0
3	85	Lighthouse Restaurant, Inc.	0	0	0	0	0	0	0	0	0	0	0	0	0	0
3	42	Lim's Fine Thai and Sushi	0	0	0	0	0	0	1	0	0	0	0	0	0	0
3	86	Lima Elementary School	0	0	0	0	0	0	1	0	0	0	0	0	0	0
3	85	Lima Subs, LLC	0	0	0	0	0	0	0	0	0	0	0	0	0	0
3	42	L'Image, Inc.	0	0	2	0	0	0	0	0	0	0	0	0	0	0
3	85	Little Caesar's - 539 Smith Street	1	0	0	0	0	0	4	0	0	0	0	0	0	0
3	85	Little Caesars Pizza	0	0	0	0	0	0	0	0	0	0	0	0	0	0
3	74	Livi's Pocket, LLC	0	0	0	0	0	0	1	0	0	0	0	0	0	0
3	85	LM Taco RI	0	0	0	0	0	0	0	0	0	0	0	0	0	0
3	85	LNP Enterprises, Inc.	0	0	0	0	0	0	0	0	0	0	0	0	0	0
3	85	LNP Enterprises, Inc.	0	0	0	0	0	0	0	0	0	0	0	0	0	0
3	74	Loie Fuller	0	0	0	0	0	0	0	0	0	0	0	0	0	0
3	85	Lola's Cantina LLC	0	0	0	0	0	0	0	0	0	0	0	0	0	0
3	85	Long River Restaurant	1	0	0	0	0	0	0	0	0	0	0	0	0	0
3	85	Los Andes Restaurant	0	0	0	0	0	0	0	0	0	0	0	0	0	0
3	85	Lot 401 East	0	0	0	0	0	0	0	0	0	0	0	0	0	0
3	85	Lucky Garden	0	0	0	0	0	0	0	0	0	0	0	0	0	0
3	85	Lucky Station BBQ Restaurant LLC	1	0	0	0	0	0	5	0	0	0	0	0	0	0
3	85	Luigi's Gourmet Express	0	0	0	0	0	0	0	0	0	0	0	0	0	0
3	85	Luxe Burger Bar	0	0	0	0	0	0	0	0	0	0	0	0	0	0
3	81	Lynn's Dolce E Pane	1	0	8	0	0	0	0	0	0	0	0	0	0	0
3	97	M. G. Motors Inc.	0	0	0	0	0	0	0	0	0	0	0	0	0	0
3	92	Mac-Gray Services, Inc.	0	0	0	0	0	0	0	0	0	0	0	0	0	0
3	97	Magic Gas & Carwash, Inc.	0	0	1	0	0	0	0	0	0	0	0	0	0	0
3	52	Mahr Federal Inc	0	0	0	0	0	0	0	0	0	0	0	0	0	0
1	11	Mahr Federal Inc.	0	1	0	0	0	0	0	0	0	0	0	0	0	0
3	42	Mainelli Tool & Die, Inc.	0	0	1	0	0	0	0	0	0	0	0	0	0	0
3	74	Mandela Woods High School	0	0	0	0	0	0	0	0	0	0	0	0	0	0
3	85	Manton Donuts, Inc.	0	0	0	0	0	0	0	0	0	0	0	0	0	0
3	42	Mark Precision, Inc.	1	0	1	0	0	0	0	0	0	0	0	0	0	0
3	97	Markos Automotive	0	0	4	0	0	0	0	3	0	0	0	0	0	0
3	94	Martin S. Hanoian, DMD, Ltd.	0	0	1	0	0	0	0	0	0	0	0	0	0	0
3	89	Maya Bakery	0	0	1	0	0	0	1	0	0	0	0	0	0	0
3	85	Maya Guatemala, Inc.	0	0	0	0	0	0	3	0	0	0	0	0	0	0
3	85	Maze's Restaurant - Charles	0	0	0	0	0	0	0	0	0	0	0	0	0	0
3	85	Maze's Restaurant - Smith	0	0	0	0	0	0	1	0	0	0	0	0	0	0
3	85	McBride's Pub	0	0	0	0	0	0	0	0	0	0	0	0	0	0
3	85	McCormick & Schmick Restaurant	0	0	0	0	0	0	0	0	0	0	0	0	0	0
3	85	McDonald's - Branch Ave.	0	0	0	0	0	0	0	0	0	0	0	0	0	0

USER CLASS
(1) Significant - Categorical
(2) Significant - Non-Categorical
(3) Non-Significant

Feld's Point
Notices of Violation Issued - 2013

User Class	Category	Company Name	Letter of Deficiency	Failure to Meet Standards	Failure to Submit Report	Report Not Signed	Notice of pH Violations	Failure to Immediately Report Violation	Failure to Satisfy NBC Requirements	Failure to Pay Permit Fee/Notice of Non-Payment	Failure to Sample / Analyze All Parameters	Failure to Accurately Report Effluent Values	Failure to Report Pretreatment Equipment Failure	Discharge of Prohibited Material	Failure to Maintain Pretreatment System	Discharging without Permit
3	85	McDonald's/Kristin Foods, Inc.	0	0	0	0	0	0	0	0	0	0	0	0	0	0
3	24	MCM Technologies	0	0	0	0	0	0	2	0	0	0	0	0	0	0
3	85	McNeil's Tavern	0	0	0	0	0	0	2	1	0	0	0	0	0	0
3	85	Mediterraneo Corp.	0	0	0	0	0	0	0	0	0	0	0	0	0	0
3	86	Meeting Street	0	0	0	0	0	0	0	2	0	0	0	0	0	0
3	81	Mekong Market	0	0	1	0	0	0	0	0	0	0	0	0	0	0
3	27	Meller Optics, Inc.	0	0	0	0	0	0	0	0	0	0	0	0	0	0
1	11	Metallurgical Solutions, Inc.	0	0	0	0	0	0	0	0	0	0	0	0	0	0
3	85	Metro Honda	0	0	1	0	0	0	0	0	0	0	0	0	0	0
3	86	Metropolitan Career & Tech Ctr	0	0	0	0	0	0	0	0	0	0	0	0	0	0
3	85	Mi Guatemala Restaurant	0	0	0	0	0	0	0	0	0	0	0	0	0	0
3	81	Mi Quisqueya Meat Market	2	0	10	0	0	0	0	0	0	0	0	0	0	0
3	85	Mi Sueno Inc.	0	0	0	0	0	0	0	1	0	0	0	0	0	0
3	94	Michael A. Barry, DMD, Inc.	0	0	1	0	0	0	0	0	0	0	0	0	0	0
3	85	Michael Anthony's	0	0	0	0	0	0	0	0	0	0	0	0	0	0
3	85	Milad Ayad	1	0	0	0	0	0	0	0	0	0	0	0	0	0
3	89	Mills Coffee Roasting Co.	0	0	0	0	0	0	0	0	0	0	0	0	0	0
3	97	Mineral Spring Holdings, LLC d/b/a Express Car Wash	0	0	9	0	0	0	0	0	0	0	0	0	0	0
3	85	Minervas Pizza	0	0	0	0	0	0	0	0	0	0	0	0	0	0
3	85	Ming River Chinese Restaurant	0	0	0	0	0	0	1	0	0	0	0	0	0	0
3	90	Miriam Hospital	0	0	0	0	0	0	0	0	0	0	0	0	0	0
3	85	Mita Enterprise of RI	0	0	0	0	0	0	0	0	0	0	0	0	0	0
3	96	Monahan-Drabble-Sherman	0	0	0	0	0	0	0	0	0	0	0	0	0	0
1	11	Monarch Metal Finishing Co., Inc. (Aurora St.)	0	0	0	0	0	0	0	0	0	0	0	0	0	0
1	11	Monarch Metal Finishing, Inc.	4	4	0	0	7	0	1	0	1	0	0	0	0	0
3	21	Moody Machine Products, Inc.	0	0	0	0	0	0	1	0	0	0	0	0	0	0
3	52	Moran Transportation Industries, Inc.	0	0	0	0	0	0	0	0	0	0	0	0	0	0
3	86	Morgan Health Center	0	0	0	0	0	0	0	1	0	0	0	0	0	0
3	41	Morgan Mill Metals, LLC	1	0	0	0	0	0	0	0	0	0	0	0	0	0
3	43	Morville & Sons, Inc	0	0	4	0	0	0	0	0	0	0	0	0	0	0
3	86	Moses Brown School	0	0	1	0	0	0	2	0	0	0	0	0	0	0
3	37	Motiva Enterprises, LLC	0	0	0	0	0	0	0	0	0	0	0	0	0	0
3	86	Mount Pleasant High School	0	0	0	0	0	0	0	0	0	0	0	0	0	0
3	85	Mozzarella's of N.P., Inc.	0	0	0	0	0	0	0	0	0	0	0	0	0	0
3	85	Mr. Biggs Saloon	0	0	0	0	0	0	0	0	0	0	0	0	0	0
3	85	Mt. Fuji Japanese Steakhouse	1	0	0	0	0	0	0	0	0	0	0	0	0	0
3	43	Mutual Metals/Mutual Cornell	0	0	4	0	0	0	0	0	0	0	0	0	0	0
3	97	My Car, Incorporated	0	0	0	0	0	0	0	0	0	0	0	0	0	0
3	95	N.E. Testing Laboratory, Inc.	0	0	0	0	0	0	0	0	0	0	0	0	0	0
3	95	Nabsys	0	0	0	0	0	0	0	0	0	0	0	0	0	0
3	85	Nancy's Fancies	0	0	0	0	0	0	0	0	0	0	0	0	0	0
3	85	Nara, LLC	0	0	0	0	0	0	0	0	0	0	0	0	0	0
3	44	Narr. Electric (Allens Ave.)	0	0	0	0	0	0	0	0	0	0	0	0	0	0
3	27	Narr. Electric Co.-Vault Op.-FP	0	0	0	0	0	0	0	0	0	0	0	0	0	0
3	51	Narr. Electric-Melrose Chiller	0	0	0	0	0	0	0	0	0	0	0	0	0	0
1	11	Narragansett Jewelry	1	0	0	0	0	0	0	0	0	0	0	0	0	0
3	85	Naseeb Corporation d/b/a Crown Fried Chicken	0	0	0	0	0	0	0	4	0	0	0	0	0	0
3	86	Nathan Bishop Middle School	0	0	0	0	0	0	1	0	0	0	0	0	0	0
3	85	Nathalie Enterprise, LLC	0	0	0	0	0	0	0	2	0	0	0	0	0	0
3	85	National Amusements, Inc.	0	0	0	0	0	0	0	0	0	0	0	0	0	0
3	95	NBC Analytical Laboratory	0	0	0	0	0	0	0	0	0	0	0	0	0	0
3	85	Never Spring, LLC	0	0	0	0	0	0	0	3	0	0	0	0	0	0

USER CLASS
(1) Significant - Categorical
(2) Significant - Non-Categorical
(3) Non-Significant

**Ffield's Point
Notices of Violation Issued - 2013**

User Class	Category	Company Name	Letter of Deficiency	Failure to Meet Standards	Failure to Submit Report	Report Not Signed	Notice of pH Violations	Failure to Immediately Report Violation	Failure to Satisfy NBC Requirements	Failure to Pay Permit Fee/Notice of Non-Payment	Failure to Sample / Analyze All Parameters	Failure to Accurately Report Effluent Values	Failure to Report Pretreatment Equipment Failure	Discharge of Prohibited Material	Failure to Maintain Pretreatment System	Discharging without Permit
3	85	New China	0	0	0	0	0	0	0	0	0	0	0	0	0	0
3	85	New Tokyo Inc. d/b/a Tokyo Restaurant	0	0	0	0	0	0	0	3	0	0	0	0	0	0
3	85	New Wing Kee B-B-Q & Poultry	0	0	0	0	0	0	0	0	0	0	0	0	0	0
3	81	NGC INC.	0	0	0	0	0	0	0	0	0	0	0	0	0	0
3	85	Nice Slice	0	0	0	0	0	0	0	0	0	0	0	0	0	0
3	94	Nicholas D. Iannuccilli, M.D.	0	0	0	0	0	0	0	0	0	0	0	0	0	0
3	97	Nick's Auto Body, Inc.	0	0	0	0	0	0	0	0	0	0	0	0	0	0
3	85	Nicks on Broadway	0	0	0	0	0	0	0	0	0	0	0	0	0	0
3	85	Nimol's Asian Cuisine	0	0	0	0	0	0	0	1	0	0	0	0	0	0
3	97	NNC of Rhode Island, Inc.	0	0	2	0	0	0	0	0	0	0	0	0	0	0
3	85	Noble House	0	0	0	0	0	0	1	0	0	0	0	0	0	0
3	85	Nordstrom, Inc.	1	0	0	0	0	0	1	0	0	0	0	0	0	0
3	94	Norman Brice Seggel	0	0	0	0	0	0	0	0	0	0	0	0	0	0
3	97	North Main Street Auto Wash	0	0	0	0	0	0	0	0	0	0	0	0	0	0
3	94	North Providence Dental Associates	0	0	0	0	0	0	0	0	0	0	0	0	0	0
3	86	North Providence High School	0	0	0	0	0	0	0	0	0	0	0	0	0	0
3	95	Northeast Environmental	0	0	0	0	0	0	0	0	0	0	0	0	0	0
2	40	Northeast Remsco Construction, Inc.	0	0	0	0	0	0	0	0	0	0	0	0	0	0
3	43	Northland Environmental LLC	0	0	0	0	0	0	0	0	0	0	0	0	0	0
3	60	Not Just Snacks	0	0	0	0	0	0	1	0	0	0	0	0	0	0
3	81	Nueva San Salvador Bakery, Inc.	0	0	4	0	0	0	0	0	0	0	0	0	0	0
3	92	Number One Cleaners	0	0	0	0	0	0	0	0	0	0	0	0	0	0
3	85	Oasis Market	0	0	0	0	0	0	0	0	0	0	0	0	0	0
3	92	Ocean State Laundry	0	0	0	0	0	0	0	1	0	0	0	0	0	0
3	46	Ocean State Metals, Inc.	0	0	0	0	0	0	0	0	0	0	0	0	0	0
3	81	Ocean State Peeled Potatoes	0	0	0	0	0	0	0	0	0	0	0	0	0	0
3	85	Oki Japanese Steakhouse	0	0	0	0	0	0	0	0	0	0	0	0	0	0
3	85	Old Canteen Restaurant	0	0	0	0	0	0	0	0	0	0	0	0	0	0
3	85	Olden Enterprize	0	0	0	0	0	0	1	0	0	0	0	0	0	0
3	94	Olga Frey, D.M.D.	0	0	1	0	0	0	0	0	0	0	0	0	0	0
3	85	Olga's Cup and Saucer, Inc.	0	0	0	0	0	0	0	0	0	0	0	0	0	0
3	85	Olneyville Fried Chicken, Inc.	0	0	0	0	0	0	0	0	0	0	0	0	0	0
3	85	Olneyville NY System	0	0	0	0	0	0	0	0	0	0	0	0	0	0
3	96	Olson & Parent Funeral Home, Inc.	0	0	0	0	0	0	0	0	0	0	0	0	0	0
3	85	Olympic Pizza	0	0	0	0	0	0	0	0	0	0	0	0	0	0
3	94	OMS Specialists, Inc	0	0	0	0	0	0	0	0	0	0	0	0	0	0
3	85	Original N.Y. System Rrestaurant	0	0	0	0	0	0	0	0	0	0	0	0	0	0
3	85	Original Palmieri's Bakery	0	0	0	0	0	0	1	2	0	0	0	0	0	0
3	85	Our Lady of the Rosary	0	0	0	0	0	0	0	0	0	0	0	0	0	0
3	85	OV's Restaurant	0	0	0	0	0	0	0	0	0	0	0	0	0	0
3	85	Owens Field Concession Stand	0	0	0	0	0	0	0	0	0	0	0	0	0	0
3	85	P & D Incorporated d/b/a East Side Creamery	0	0	0	0	0	0	3	0	0	0	0	0	0	0
3	89	P Maureen Girard	0	0	0	0	0	0	1	0	0	0	0	0	0	0
3	85	P.F. Chang's China Bistro, Inc.	0	0	0	0	0	0	0	0	0	0	0	0	0	0
3	82	Panaderia El Paisano	0	0	8	0	0	0	0	0	0	0	0	0	0	0
3	89	Panaderia El Quetzal, Inc.	0	0	1	0	0	0	1	0	0	0	0	0	0	0
3	85	Panaderia y Restaurante Centroamericano	1	0	0	0	0	0	0	0	0	0	0	0	0	0
3	81	Pandora's Products	0	0	2	0	0	0	0	0	0	0	0	0	0	0
3	85	Pane E Vino	0	0	0	0	0	0	0	0	0	0	0	0	0	0
3	85	Panera Bread	0	0	0	0	0	0	0	0	0	0	0	0	0	0
3	94	Paolucci Family Dentist	0	0	1	0	0	0	0	0	0	0	0	0	0	0
3	92	Parity Laundry, Inc.	0	0	0	0	0	0	0	0	0	0	0	0	0	0

USER CLASS
(1) Significant - Categorical
(2) Significant - Non-Categorical
(3) Non-Significant

**Feld's Point
Notices of Violation Issued - 2013**

User Class	Category	Company Name	Letter of Deficiency	Failure to Meet Standards	Failure to Submit Report	Report Not Signed	Notice of pH Violations	Failure to Immediately Report Violation	Failure to Satisfy NBC Requirements	Failure to Pay Permit Fee/Notice of Non-Payment	Failure to Sample / Analyze All Parameters	Failure to Accurately Report Effluent Values	Failure to Report Pretreatment Equipment Failure	Discharge of Prohibited Material	Failure to Maintain Pretreatment System	Discharging without Permit
3	85	Parkside Rotisserie & Bar	0	0	0	0	0	0	0	0	0	0	0	0	0	0
3	85	Pasha Lounge	0	0	0	0	0	0	0	0	0	0	0	0	0	0
3	85	Passionflower, Inc.	0	0	0	0	0	0	0	0	0	0	0	0	0	0
3	85	Pastiche Fine Desserts	0	0	0	0	0	0	0	0	0	0	0	0	0	0
3	92	Patrician Corp. / Mr. Ralph's	0	0	0	0	0	0	0	0	0	0	0	0	0	0
3	85	Patterson Park Partners, LLC	0	0	0	0	0	0	0	0	0	0	0	0	0	0
3	86	Paul Cuffee High School	0	0	0	0	0	0	0	0	0	0	0	0	0	0
3	86	Paul Cuffee School	0	0	0	0	0	0	0	0	0	0	0	0	0	0
3	74	Paulie's Pizza on South Side	0	0	0	0	0	0	0	0	0	0	0	0	0	0
3	92	Paul's Dry Cleaning Services, Inc.	0	0	0	0	0	0	0	1	0	0	0	0	0	0
3	85	Pauly Penta's Italian Deli	1	0	0	0	0	0	1	0	0	0	0	0	0	0
3	85	Pearl Restaurant & Lounge	0	0	0	0	0	0	0	0	0	0	0	0	0	0
3	94	Pediatric Dentistry	0	0	0	0	0	0	0	0	0	0	0	0	0	0
3	96	Pennine Funeral Home	0	0	0	0	0	0	0	0	0	0	0	0	0	0
3	94	Perel & Bilder, Inc.	0	0	1	0	0	0	0	0	0	0	0	0	0	0
3	94	Periodontal Associates	0	0	0	0	0	0	0	0	0	0	0	0	0	0
3	94	Periodontics, Inc.	0	0	0	0	0	0	0	0	0	0	0	0	0	0
3	81	Pescatore's Seafood, Inc.	0	0	2	0	0	0	0	0	0	0	0	0	0	0
3	86	Pezzeli Nursing Center	0	0	0	0	0	0	0	0	0	0	0	0	0	0
3	85	PG Foods Inc.	0	0	0	0	0	0	0	0	0	0	0	0	0	0
3	85	PHAT BOYZ	0	0	0	0	0	0	1	0	0	0	0	0	0	0
3	94	Philip Barr, DDS	0	1	3	0	0	1	0	0	0	0	0	0	0	0
3	94	Philip J. Correia, D.D.S.	0	0	0	0	0	0	0	0	0	0	0	0	0	0
3	85	Pho Horn's Inc.	0	0	0	0	0	0	0	0	0	0	0	0	0	0
3	74	Pho Paradise	0	0	0	0	0	0	4	0	0	0	0	0	0	0
3	85	Phoenix Dragon Restaurant	0	0	0	0	0	0	0	0	0	0	0	0	0	0
3	86	Pierce Manor	0	0	0	0	0	0	0	0	0	0	0	0	0	0
1	11	Pilgrim Screw Corporation	0	0	0	0	0	0	0	0	0	0	0	0	0	0
3	85	Pink Berry - Providence Place	0	0	0	0	0	0	4	1	0	0	0	0	0	0
3	85	Pito's Restaurant #2	0	0	0	0	0	0	0	0	0	0	0	0	0	0
3	85	Pitos Restaurant I	0	0	0	0	0	0	0	0	0	0	0	0	0	0
3	85	Pizza Palace	1	0	0	0	0	0	0	2	0	0	0	0	0	0
3	85	Pizza Pie Er	0	0	0	0	0	0	0	0	0	0	0	0	0	0
3	85	Pizza Queen	0	0	0	0	0	0	0	0	0	0	0	0	0	0
3	85	Pizzeria Gusto, Inc.	1	0	0	0	0	0	0	2	0	0	0	0	0	0
3	85	Pizzico Restaurante	0	0	0	0	0	0	0	0	0	0	0	0	0	0
3	85	PJ's Pub of Johnston, LLC	0	0	0	0	0	0	1	0	0	0	0	0	0	0
3	95	Planned Parenthood of South N.E.	0	0	0	0	0	0	0	0	0	0	0	0	0	0
3	42	Plasticast, Inc.	0	0	0	0	0	0	0	0	0	0	0	0	0	0
3	86	Pocasset Bay Manor	0	0	0	0	0	0	0	0	0	0	0	0	0	0
3	85	Popeye's Chicken & Biscuites - Prov. Place	1	0	0	0	0	0	0	0	0	0	0	0	0	0
3	81	Portion Meat Associates, Inc.	0	0	1	0	0	0	0	0	0	0	0	0	0	0
3	42	Portland Transmission	0	0	0	0	0	0	0	0	0	0	0	0	0	0
3	85	Pranzi Catering	1	0	0	0	0	0	0	0	0	0	0	0	0	0
3	41	Precision Industries, Inc.	0	0	12	0	0	0	0	0	0	0	0	0	0	0
3	85	PRI I d/b/a Starbucks - Atwells Ave.	0	0	0	0	0	0	0	0	0	0	0	0	0	0
3	86	PRI I, LP d/b/a Hilton Providence	0	0	0	0	0	0	0	0	0	0	0	0	0	0
3	82	Price Rite	0	0	0	0	0	0	0	0	0	0	0	0	0	0
3	92	Pride Laundry	0	0	0	0	0	0	0	0	0	0	0	0	0	0
3	85	PRII, LP	0	0	0	0	0	0	0	0	0	0	0	0	0	0
3	41	Prince Enameling Company, Inc.	0	0	2	0	0	0	0	0	0	0	0	0	0	0
3	74	Pristine Car Wash - Johnston	0	0	0	0	0	0	5	0	0	0	0	0	0	0

USER CLASS

- (1) Significant - Categorical
- (2) Significant - Non-Categorical
- (3) Non-Significant

**Feld's Point
Notices of Violation Issued - 2013**

User Class	Category	Company Name	Letter of Deficiency	Failure to Meet Standards	Failure to Submit Report	Report Not Signed	Notice of pH Violations	Failure to Immediately Report Violation	Failure to Satisfy NBC Requirements	Failure to Pay Permit Fee/Notice of Non-Payment	Failure to Sample / Analyze All Parameters	Failure to Accurately Report Effluent Values	Failure to Report Pretreatment Equipment Failure	Discharge of Prohibited Material	Failure to Maintain Pretreatment System	Discharging without Permit
3	92	Pristine Laundromat	0	0	0	0	0	0	0	0	0	0	0	0	0	0
3	93	Proprint Incorporated	0	0	0	0	0	0	0	0	0	0	0	0	0	0
3	94	Prosthodontics	0	0	1	0	0	0	0	0	0	0	0	0	0	0
3	95	Prov. College- Albertus Magnus/Sowa Hall	0	0	0	0	0	0	0	0	0	0	0	0	0	0
3	86	Prov. College- Suite Building	0	0	0	0	0	0	0	0	0	0	0	0	0	0
3	89	Prov. College-Peterson Recreation Center	0	0	0	0	0	0	0	0	0	0	0	0	0	0
2	24	Prov. Journal Co. - Production Facility	0	0	0	0	0	0	0	0	0	0	0	0	0	0
3	97	Providence Auto Body, Inc.	0	0	0	0	0	0	1	0	0	0	0	0	0	0
3	86	Providence Career & Technical Academy	0	0	3	0	0	0	3	0	0	0	0	0	0	0
3	85	Providence Coal Fired Pizza	0	0	0	0	0	0	0	0	0	0	0	0	0	0
3	86	Providence College - Alumni Hall	0	0	0	0	0	0	0	0	0	0	0	0	0	0
3	86	Providence College - Aquinas Hall	0	0	0	0	0	0	0	0	0	0	0	0	0	0
3	86	Providence College - Bedford Hall	0	0	0	0	0	0	0	0	0	0	0	0	0	0
3	89	Providence College - Ceramics	0	0	0	0	0	0	0	0	0	0	0	0	0	0
3	86	Providence College - Davis Hall	0	0	0	0	0	0	0	0	0	0	0	0	0	0
3	86	Providence College - Ditragia Hall	0	0	0	0	0	0	0	0	0	0	0	0	0	0
3	86	Providence College - Dore Hall	0	0	0	0	0	0	0	0	0	0	0	0	0	0
3	86	Providence College - Fennell Hall	0	0	0	0	0	0	0	0	0	0	0	0	0	0
3	86	Providence College - Guzman Hall	0	0	0	0	0	0	0	0	0	0	0	0	0	0
3	95	Providence College - Hickey Hall	0	0	0	0	0	0	0	0	0	0	0	0	0	0
3	93	Providence College - Hunt-Cavanagh	0	0	0	0	0	0	0	0	0	0	0	0	0	0
3	97	Providence College - Italy Street	0	0	0	0	0	0	0	0	0	0	0	0	0	0
3	86	Providence College - Joseph Hall	0	0	0	0	0	0	0	0	0	0	0	0	0	0
3	86	Providence College - Mal Brown Hall	0	0	0	0	0	0	0	0	0	0	0	0	0	0
3	86	Providence College - McDermott Hall	0	0	0	0	0	0	0	0	0	0	0	0	0	0
3	86	Providence College - McViney Hall	0	0	0	0	0	0	0	0	0	0	0	0	0	0
3	86	Providence College - Meagher Hall	0	0	0	0	0	0	0	0	0	0	0	0	0	0
3	86	Providence College - Raymond Hall	0	0	0	0	0	0	0	0	0	0	0	0	0	0
3	89	Providence College - Schneider Arena	0	0	0	0	0	0	0	0	0	0	0	0	0	0
3	86	Providence College- Cunningham Hall	0	0	0	0	0	0	0	0	0	0	0	0	0	0
3	53	Providence College-Power Plant	0	0	0	0	0	0	0	0	0	0	0	0	0	0
3	99	Providence College-Service Building	0	0	0	0	0	0	0	0	0	0	0	0	0	0
3	86	Providence College-St. Aquinas Priory	0	0	0	0	0	0	0	0	0	0	0	0	0	0
3	84	Providence Community Library	0	0	0	0	0	0	0	0	0	0	0	0	0	0
3	41	Providence Electroplating Works	0	0	5	0	0	0	0	0	0	0	0	0	0	0
3	86	Providence Elementary School	0	0	0	0	0	0	0	0	0	0	0	0	0	0
3	86	Providence Housing Authority	0	0	0	0	0	0	0	0	0	0	0	0	0	0
3	85	Providence KNC, Inc.	0	0	0	0	0	0	0	0	0	0	0	0	0	0
3	86	Providence Marriott	0	0	0	0	0	0	0	0	0	0	0	0	0	0
3	85	Providence Oyster Bar	0	0	0	0	0	0	0	0	0	0	0	0	0	0
3	85	Providence Place Pockets	0	0	0	0	0	0	0	0	0	0	0	0	0	0
3	85	Providence Prime	0	0	0	0	0	0	0	0	0	0	0	0	0	0
3	86	Providence Public Safety Complex	0	0	0	0	0	0	0	0	0	0	0	0	0	0
3	99	Providence River Animal Hospital	0	0	0	0	0	0	0	0	0	0	0	0	0	0
3	85	Providence School Department - 797 Café	0	0	0	0	0	0	0	0	0	0	0	0	0	0
3	86	Providence School Department - Harry Kizirian Elementary School	0	0	0	0	0	0	2	0	0	0	0	0	0	0
3	86	Providence School Dept. - DeSesto Middle School	0	0	0	0	0	0	0	0	0	0	0	0	0	0
2	34	Providence Specialty Products	0	2	4	0	0	0	11	0	0	0	0	0	0	0
3	92	Putnam Street Laundromat	0	0	0	0	0	0	0	0	0	0	0	0	0	0
3	81	Quality Beef Co., Inc.	0	0	2	0	0	0	0	0	0	0	0	0	0	0
3	92	Quality Cleansers, Inc.	0	0	0	0	0	0	0	0	0	0	0	0	0	0
3	71	Quality Granite	0	0	0	0	0	0	0	0	0	0	0	0	0	0

USER CLASS

- (1) Significant - Categorical
- (2) Significant - Non-Categorical
- (3) Non-Significant

**Field's Point
Notices of Violation Issued - 2013**

User Class	Category	Company Name	Letter of Deficiency	Failure to Meet Standards	Failure to Submit Report	Report Not Signed	Notice of pH Violations	Failure to Immediately Report Violation	Failure to Satisfy NBC Requirements	Failure to Pay Permit Fee/Notice of Non-Payment	Failure to Sample / Analyze All Parameters	Failure to Accurately Report Effluent Values	Failure to Report Pretreatment Equipment Failure	Discharge of Prohibited Material	Failure to Maintain Pretreatment System	Discharging without Permit
3	81	Quality Seafood - Greenville Ave.	0	0	2	0	0	0	0	0	0	0	0	0	0	0
3	27	Quality Spraying Technologies	0	2	1	0	1	0	0	0	1	0	0	0	0	0
3	95	Quest Diagnostics Inc. (Atwood)	0	0	0	0	0	0	0	0	0	0	0	0	0	0
3	99	Quincy Amusements, Inc./ Nat. Amuse Co.	0	0	0	0	0	0	0	0	0	0	0	0	0	0
3	74	Quisqueya Market, Inc.	0	0	0	0	0	0	0	0	0	0	0	0	0	0
1	11	R. E. Sturdy Company, Inc.	0	1	5	0	10	0	0	0	0	0	0	0	0	0
3	97	R.C. Motors Inc.	0	0	0	0	0	0	0	0	0	0	0	0	0	0
3	81	R.I. Beef & Veal, Incorporated	0	0	2	0	0	0	0	0	0	0	0	0	0	0
3	95	R.I. D.O.T.-Materials Testing	0	0	0	0	0	0	0	0	0	0	0	0	0	0
3	90	R.I. Hospital - Hasbro Childrens	0	0	0	0	0	0	1	1	0	0	0	0	0	0
3	85	R.I. Publications Society	0	0	0	0	0	0	0	0	0	0	0	0	0	0
3	37	R.I.P.T.A. - Chaffee Building	0	1	2	0	0	0	0	0	0	0	0	0	0	0
3	37	R.I.P.T.A. - Para-Transit Facility	0	0	2	0	0	0	0	0	0	0	0	0	0	0
3	37	R.I.P.T.A.-New Bus Facility	0	1	2	0	0	0	0	0	0	0	0	0	0	0
3	85	RAA, Inc. d/b/a Angelo's Restaurant	0	0	0	0	0	0	1	0	0	0	0	0	0	0
3	92	Rainbow Cleaners, Inc.	0	0	0	0	0	0	0	0	0	0	0	0	0	0
3	85	Ralph's Bull + Claw Tavern	0	0	0	0	0	0	0	0	0	0	0	0	0	0
3	85	Rangina, Inc.	0	0	0	0	0	0	0	1	0	0	0	0	0	0
3	85	Ran-Zan	0	0	0	0	0	0	1	0	0	0	0	0	0	0
3	92	Ray's Laundry & Cleaners	0	0	0	0	0	0	0	0	0	0	0	0	0	0
3	85	RCR Group Inc. d/b/a Cactus Grille	1	0	0	0	0	0	0	0	0	0	0	0	0	0
3	85	RCSH Operations, LLC	0	0	0	0	0	0	0	0	0	0	0	0	0	0
3	85	RD Investments	0	0	0	0	0	0	0	0	0	0	0	0	0	0
3	85	Real's Fine Italian Cuisine	0	0	0	0	0	0	1	0	0	0	0	0	0	0
3	85	Red Ginger	0	0	0	0	0	0	0	0	0	0	0	0	0	0
3	85	Red Stripe East Side, LLC.	0	0	0	0	0	0	0	0	0	0	0	0	0	0
3	86	Regency Plaza Nominee Trust (1)	0	0	0	0	0	0	0	0	0	0	0	0	0	0
3	86	Regency Plaza Nominee Trust (2)	0	0	0	0	0	0	3	0	0	0	0	0	0	0
3	86	Regency Plaza Nominee Trust (3)	0	0	0	0	0	0	3	0	0	0	0	0	0	0
3	86	Renaissance Hotel	0	0	0	0	0	0	0	0	0	0	0	0	0	0
3	86	Reservoir Avenue School	1	0	0	0	0	0	3	0	0	0	0	0	0	0
3	85	Restaurant Mexico Garibaldi	0	0	0	0	0	0	0	0	0	0	0	0	0	0
3	82	Reyes Food Market	0	0	7	0	0	0	2	0	0	0	0	0	0	0
3	85	Rhode Island Billiards Club	0	0	0	0	0	0	0	0	0	0	0	0	0	0
3	95	Rhode Island Blood Center	0	0	0	0	0	0	0	0	0	0	0	0	0	0
3	43	Rhode Island Chemical Corporation	0	0	2	0	0	0	0	0	0	0	0	0	0	0
3	89	Rhode Island College - Connection 1	0	0	0	0	0	0	0	0	0	0	0	0	0	0
3	43	Rhode Island College - Connection 2	0	1	7	0	0	0	0	0	0	0	0	0	0	0
3	99	Rhode Island College - Connection 3	0	0	0	0	0	0	0	0	0	0	0	0	0	0
3	86	Rhode Island College - Connection 4	0	0	0	0	0	0	0	0	0	0	0	0	0	0
3	86	Rhode Island Convention Center	0	0	0	0	0	0	0	0	0	0	0	0	0	0
3	85	Rhode Island Favorite Chicken III, LLC	0	0	0	0	0	0	0	0	0	0	0	0	0	0
3	51	Rhode Island Heat Treating Co.	0	0	0	0	0	0	0	0	0	0	0	0	0	0
3	90	Rhode Island Hospital	0	0	0	0	0	0	0	0	0	0	0	0	0	0
3	95	Rhode Island Hospital - Coro Building	0	0	0	0	0	0	0	1	0	0	0	0	0	0
3	81	Rhode Island Provision Company	0	0	1	0	0	0	0	3	0	0	0	0	0	0
3	42	Rhode Island Recycled Metals, LLC	0	0	1	0	0	0	4	0	0	0	0	0	0	0
3	85	Rhode Island's Favorite Chicken I	0	0	0	0	0	0	0	0	0	0	0	0	0	0
3	85	Rhode Rockets Inc.	0	0	0	0	0	0	0	0	0	0	0	0	0	0
3	85	RI Community Food Bank	0	0	0	0	0	0	0	0	0	0	0	0	0	0
3	95	RI Department of Health, Chapin Lab	0	0	0	0	0	0	0	1	0	0	0	0	0	0
3	85	Ri Ra the Irish Pub	0	0	0	0	0	0	0	0	0	0	0	0	0	0

USER CLASS
(1) Significant - Categorical
(2) Significant - Non-Categorical
(3) Non-Significant

**Field's Point
Notices of Violation Issued - 2013**

User Class	Category	Company Name	Letter of Deficiency	Failure to Meet Standards	Failure to Submit Report	Report Not Signed	Notice of pH Violations	Failure to Immediately Report Violation	Failure to Satisfy NBC Requirements	Failure to Pay Permit Fee/Notice of Non-Payment	Failure to Sample / Analyze All Parameters	Failure to Accurately Report Effluent Values	Failure to Report Pretreatment Equipment Failure	Discharge of Prohibited Material	Failure to Maintain Pretreatment System	Discharging without Permit
3	95	RIBC Properties, LLC	0	0	0	0	0	0	0	0	0	0	0	0	0	0
3	85	Ribs and Company	0	0	0	0	0	0	0	0	0	0	0	0	0	0
3	52	Rich Group	0	0	0	0	0	0	0	0	0	0	0	0	0	0
3	85	Rico Sazon II	0	0	0	0	0	0	0	2	0	0	0	0	0	0
3	86	RISD - 15 Westminster Street	0	0	0	0	0	0	0	0	0	0	0	0	0	0
3	84	RISD - Auditorium	0	0	0	0	0	0	0	0	0	0	0	0	0	0
3	99	RISD - Bank Building	0	0	0	0	0	0	0	0	0	0	0	0	0	0
3	99	RISD - Bayard-Ewing Building	0	0	0	0	0	0	0	0	0	0	0	0	0	0
3	24	RISD - Benson Hall	0	0	0	0	0	0	0	0	0	0	0	0	0	0
3	52	RISD - Central Power Plant	0	0	0	0	0	0	0	0	0	0	0	0	0	0
3	23	RISD - College Building	0	0	0	0	0	0	0	0	0	0	0	0	0	0
3	93	RISD - Design Center	0	1	0	0	0	0	0	0	0	0	0	0	0	0
3	99	RISD - Dexter House Garage	0	0	0	0	0	0	0	0	0	0	0	0	0	0
3	86	RISD - East Hall	0	0	0	0	0	0	0	0	0	0	0	0	0	0
3	99	RISD - Fletcher Building	0	0	0	0	0	0	0	0	0	0	0	0	0	0
3	86	RISD - Homer Hall	0	0	0	0	0	0	0	0	0	0	0	0	0	0
3	99	RISD - Industrial Design Building	0	0	0	0	0	0	0	0	0	0	0	0	0	0
3	84	RISD - Market House	0	0	0	0	0	0	0	0	0	0	0	0	0	0
3	99	RISD - Mason (CIT) Building	0	0	0	0	0	0	0	0	0	0	0	0	0	0
3	99	RISD - Memorial Hall	0	0	0	0	0	0	0	0	0	0	0	0	0	0
3	43	RISD - Metcalf Building	0	0	0	0	0	0	0	0	0	0	0	0	0	0
3	86	RISD - Nickerson Hall	0	0	0	0	0	0	0	0	0	0	0	0	0	0
3	85	RISD - Refectory	0	0	0	0	0	0	0	0	0	0	0	0	0	0
3	86	RISD - South Hall	0	0	0	0	0	0	0	0	0	0	0	0	0	0
3	99	RISD - Washington Building	0	0	0	0	0	0	0	0	0	0	0	0	0	0
3	99	RISD - Waterman Building	0	0	0	0	0	0	0	0	0	0	0	0	0	0
3	53	RISD - Winston Clock Tower	0	0	0	0	0	0	0	0	0	0	0	0	0	0
3	86	RISD-Colonial Apartments	0	0	0	0	0	0	0	0	0	0	0	0	0	0
3	84	RISD-Illustration Studies Building	0	0	0	0	0	0	0	0	0	0	0	0	0	0
3	84	RISD-What Cheer Garage	0	0	0	0	0	0	0	0	0	0	0	0	0	0
3	85	Rita's Pizza	1	0	0	0	0	0	0	0	0	0	0	0	0	0
3	85	RJC Enterprises, LLC	0	0	0	0	0	0	0	1	0	0	0	0	0	0
3	94	Robert L. Serinsky, DMD	0	0	1	0	0	0	0	1	0	0	0	0	0	0
3	85	Robert's Deli	0	0	0	0	0	0	0	0	0	0	0	0	0	0
3	46	Roberts Polishing	0	0	0	0	0	0	0	0	0	0	0	0	0	0
3	90	Roger Williams Hospital	0	0	0	0	0	0	0	0	0	0	0	0	0	0
3	85	Roma LLC	0	0	0	0	0	0	0	1	0	0	0	0	0	0
3	85	Ronit Corporation	0	0	0	0	0	0	0	0	0	0	0	0	0	0
3	81	Ron's Pastry Gourmet	0	0	3	0	0	0	0	0	0	0	0	0	0	0
3	85	Ronzio Pizza	0	0	0	0	0	0	0	0	0	0	0	0	0	0
3	85	Rosa Mia Pizza and More	0	0	5	0	0	0	2	0	0	0	0	0	0	0
3	42	Rosco	0	0	1	0	0	0	0	0	0	0	0	0	0	0
3	85	Rossi's Cold Cuts & Deli	0	0	3	0	0	0	0	0	0	0	0	0	0	0
3	85	Roundgrille, Inc.	0	0	0	0	0	0	0	0	0	0	0	0	0	0
3	85	Ruby Tuesday #4628	0	0	0	0	0	0	0	0	0	0	0	0	0	0
3	85	Rue De L'Espoir	0	0	0	0	0	0	0	0	0	0	0	0	0	0
3	96	Russell J. Boyle & Son	0	0	0	0	0	0	0	0	0	0	0	0	0	0
3	41	RVS Mfg. Co.	0	0	3	0	0	0	0	1	0	0	0	0	0	0
3	85	S&D Eddy, LLC	0	0	0	0	0	0	0	0	0	0	0	0	0	0
3	85	S&Y Chinese restaurant, Inc	0	0	0	0	0	0	0	0	0	0	0	0	0	0
3	84	S.B. Winsor Dairy	0	0	2	0	0	0	0	0	0	0	0	0	0	0
3	43	Sage Manufacturing Company, Inc.	0	0	0	0	0	0	0	0	0	0	0	0	0	0

- USER CLASS**
(1) Significant - Categorical
(2) Significant - Non-Categorical
(3) Non-Significant

Feld's Point
Notices of Violation Issued - 2013

User Class	Category	Company Name	Letter of Deficiency	Failure to Meet Standards	Failure to Submit Report	Report Not Signed	Notice of pH Violations	Failure to Immediately Report Violation	Failure to Satisfy NBC Requirements	Failure to Pay Permit Fee/Notice of Non-Payment	Failure to Sample / Analyze All Parameters	Failure to Accurately Report Effluent Values	Failure to Report Pretreatment Equipment Failure	Discharge of Prohibited Material	Failure to Maintain Pretreatment System	Discharging without Permit
3	86	Saint Elizabeth Assisted Living	0	0	0	0	0	0	0	0	0	0	0	0	0	0
3	85	Sakis Pizza	0	0	0	0	0	0	0	0	0	0	0	0	0	0
3	85	Sakura Japan	1	0	0	0	0	0	0	0	0	0	0	0	0	0
3	85	Salon Bar LLC	0	0	0	0	0	0	0	0	0	0	0	0	0	0
3	86	Salvatore Mancini Resource and Activity	0	0	0	0	0	0	0	0	0	0	0	0	0	0
3	85	Sam's New York System	0	0	0	0	0	0	0	0	0	0	0	0	0	0
3	60	Save-A-Lot	0	0	0	0	0	0	0	0	0	0	0	0	0	0
3	85	Sbarro	1	0	0	0	0	0	0	0	0	0	0	0	0	0
3	85	Sbarro Twin River	0	0	0	0	0	0	0	0	0	0	0	0	0	0
3	96	SCI RI Funeral Services LLC	0	0	0	0	0	0	0	0	0	0	0	0	0	0
3	81	Scialo Bakery	0	0	1	0	0	0	0	0	0	0	0	0	0	0
3	85	Scopa, LLC	0	0	0	0	0	0	1	0	0	0	0	0	0	0
3	85	Scrambler's II, Inc.	0	0	0	0	0	0	0	0	0	0	0	0	0	0
3	85	Second Generation, LLC d/b/a Andino Jr.'s Appetizers Plus	0	0	0	0	0	0	0	4	0	0	0	0	0	0
3	81	Sedna Seafoods, LLC	0	0	2	0	0	0	0	1	0	0	0	0	0	0
3	85	Segrob Inc. d/b/a Cafe La France (Westm.)	0	0	0	0	0	0	4	0	0	0	0	0	0	0
3	85	Seven Stars Bakery	0	0	0	0	0	0	0	0	0	0	0	0	0	0
3	85	Seven Stars Bakery (Broadway)	0	0	0	0	0	0	0	0	0	0	0	0	0	0
3	85	Shanghai Restaurant	1	0	0	0	0	0	0	0	0	0	0	0	0	0
2	40	Shank/Balfour Beatty 303.03C	1	1	1	0	0	1	0	0	0	0	0	0	0	0
3	85	Shark Sushi Bar & Grill	0	0	0	0	0	0	5	0	0	0	0	0	0	0
3	82	Shaw's Supermarket Store #7443 - Smithfield Road, NP	0	15	4	0	0	2	2	0	0	0	0	0	0	0
3	97	Shell Oil Company	0	0	0	0	0	0	0	0	0	0	0	0	0	0
3	97	Shell Oil Products Company	0	0	0	0	0	0	1	0	0	0	0	0	0	0
3	82	Shore's Market, Inc.	0	0	0	0	0	0	0	0	0	0	0	0	0	0
3	85	Sicilia's Pizzeria	0	0	0	0	0	0	0	3	0	0	0	0	0	0
3	85	Sidebar, Inc. LLC	0	0	0	0	0	0	0	1	0	0	0	0	0	0
3	85	Siena, Inc.	0	0	0	0	0	0	0	0	0	0	0	0	0	0
3	42	Simplex Engine & Machine, Inc.	0	0	0	0	0	0	0	0	0	0	0	0	0	0
3	85	Simply Seasonal	0	0	0	0	0	0	0	0	0	0	0	0	0	0
3	85	Simhuon Corporation dba Bubble Tea House	0	0	0	0	0	0	0	2	0	0	0	0	0	0
3	81	Sin, LLC	0	0	0	0	0	0	0	0	0	0	0	0	0	0
3	85	Skarr	0	0	0	0	0	0	0	0	0	0	0	0	0	0
3	92	Smith Hill Laundromat	0	0	0	0	0	0	0	0	0	0	0	0	0	0
3	71	Snakes and Dust, LLC	0	0	0	0	0	0	0	0	0	0	0	0	0	0
3	85	Snookers Inc.	0	0	0	0	0	0	0	0	0	0	0	0	0	0
3	84	Snow Associates	0	0	0	0	0	0	0	0	0	0	0	0	0	0
3	85	Soban Inc.	0	0	0	0	0	0	0	0	0	0	0	0	0	0
3	85	Souper Bowls	0	0	0	0	0	0	5	0	0	0	0	0	0	0
3	85	South Street Cafe	0	0	0	0	0	0	0	4	0	0	0	0	0	0
3	85	Spats	0	0	0	0	0	0	0	0	0	0	0	0	0	0
3	92	Specialty Cleansing Company	0	0	0	0	0	0	0	0	0	0	0	0	0	0
3	46	Spectrum Coatings Lab. Inc.	0	0	0	0	0	0	0	0	0	0	0	0	0	0
3	97	Speedy Auto Service by Monro	0	0	0	0	0	0	0	0	0	0	0	0	0	0
3	85	Speedy Pizza	0	0	0	0	0	0	0	0	0	0	0	0	0	0
3	85	Spike's Junkyard Dogs	0	0	0	0	0	0	0	0	0	0	0	0	0	0
3	85	Spirito's Restaurant	0	0	0	0	0	0	4	0	0	0	0	0	0	0
3	52	Sprague Energy Corporation	0	0	0	0	0	0	0	1	0	0	0	0	0	0
3	85	SS Subs, Inc	0	0	0	0	0	0	0	0	0	0	0	0	0	0
3	90	St. Joseph Hospital (Fatima)	0	0	0	0	0	0	0	0	0	0	0	0	0	0
3	90	St. Joseph Hospital (Providence)	0	0	3	0	0	0	0	0	0	0	0	0	0	0
3	94	St. Josephs Pediatric Dental Association	0	0	2	0	0	0	0	0	0	0	0	0	0	0

USER CLASS

- (1) Significant - Categorical
- (2) Significant - Non-Categorical
- (3) Non-Significant

**Feld's Point
Notices of Violation Issued - 2013**

User Class	Category	Company Name	Letter of Deficiency	Failure to Meet Standards	Failure to Submit Report	Report Not Signed	Notice of pH Violations	Failure to Immediately Report Violation	Failure to Satisfy NBC Requirements	Failure to Pay Permit Fee/Notice of Non-Payment	Failure to Sample / Analyze All Parameters	Failure to Accurately Report Effluent Values	Failure to Report Pretreatment Equipment Failure	Discharge of Prohibited Material	Failure to Maintain Pretreatment System	Discharging without Permit
3	92	Star Cleaners	0	0	0	0	0	0	0	2	0	0	0	0	0	0
3	85	Starbucks (Biltmore)	0	0	0	0	0	0	0	0	0	0	0	0	0	0
3	85	Starbucks (Financial Plaza)	0	0	0	0	0	0	0	0	0	0	0	0	0	0
3	85	Starbucks Coffee Company	0	0	0	0	0	0	0	0	0	0	0	0	0	0
3	85	Steakout Pizza	0	0	1	0	0	0	0	0	0	0	0	0	0	0
3	86	Steere House Nursing Center	0	0	0	0	0	0	0	0	0	0	0	0	0	0
3	94	Steven A. Sack, D.M.D	0	0	1	0	0	0	0	0	0	0	0	0	0	0
3	94	Steven W. Silverberg DDS	0	0	0	0	0	0	0	0	0	0	0	0	0	0
3	85	Stock Culinary Goods	0	0	0	0	0	0	0	0	0	0	0	0	0	0
3	82	Stop & Shop Supermarket #703	0	0	0	0	0	0	0	0	0	0	0	0	0	0
3	82	Stop & Shop Supermarket #722	0	0	0	0	0	0	0	0	0	0	0	0	0	0
3	82	Stop & Shop Supermarket #724	0	0	0	0	0	0	0	0	0	0	0	0	0	0
3	82	Stop & Shop Supermarket #725	0	0	0	0	0	0	0	0	0	0	0	0	0	0
3	85	Subway (Atwood Ave.)	0	0	0	0	0	0	1	0	0	0	0	0	0	0
3	85	Subway (Elmwood Avenue)	0	0	0	0	0	0	0	0	0	0	0	0	0	0
3	85	Subway (Westminster Street)	0	0	0	0	0	0	0	0	0	0	0	0	0	0
3	85	Subway (Weybosset Street)	0	0	0	0	0	0	0	0	0	0	0	0	0	0
3	85	Subway Hussaini & Banni Bros of P.P. LLC	0	0	0	0	0	0	0	0	0	0	0	0	0	0
3	96	Sugarman-Sinai Memorial Chapel	0	0	0	0	0	0	0	0	0	0	0	0	0	0
3	86	Summit Commons Skilled Nursing & Rehab.	0	0	0	0	0	0	0	1	0	0	0	0	0	0
3	92	Sun-Brite Laundromat	0	0	0	0	0	0	1	0	0	0	0	0	0	0
3	60	Sunset Auto Sales	0	0	0	0	0	0	0	0	0	0	0	0	0	0
3	92	Super Laundromat	0	0	0	0	0	0	0	1	0	0	0	0	0	0
3	85	Sura 153, Inc.	0	0	0	0	0	0	0	0	0	0	0	0	0	0
1	11	Surface Coatings Division, MFB LLC	1	0	0	0	9	0	0	0	0	0	0	0	0	0
3	97	Swan Point Cemetery	0	0	1	0	0	0	0	0	0	0	0	0	0	0
3	97	Swash Express Auto Wash	0	0	0	0	0	0	0	0	0	0	0	0	0	0
3	99	SWG Promotions, LLC	0	0	3	0	0	0	0	0	0	0	0	0	0	0
3	81	T.O. Nam Sausage, Inc.	1	0	0	0	0	0	0	0	0	0	0	0	0	0
3	85	Taco Bell (Prov. Place)	1	0	0	0	0	0	0	0	0	0	0	0	0	0
3	85	Taco Bell Atwood	0	0	0	0	0	0	0	0	0	0	0	0	0	0
3	85	Taco Loco, Inc.	0	0	0	0	0	0	0	0	0	0	0	0	0	0
3	85	Tadka India (Prov. Place)	1	0	0	0	0	0	0	1	0	0	0	0	0	0
3	85	Taso's N.Y. System, Inc.	1	0	0	0	0	0	0	1	0	0	0	0	0	0
3	99	Tavares Pediatric Center, Inc.	0	0	0	0	0	0	0	0	0	0	0	0	0	0
1	11	Technodic, Inc.	0	0	0	0	0	0	0	0	0	0	0	0	0	0
3	81	Tedesco's Sausage Shop	0	0	3	0	0	0	0	1	0	0	0	0	0	0
3	85	Ten Steak and Sushi	0	0	0	0	0	0	0	0	0	0	0	0	0	0
3	46	Tercat Tool & Die Company, Inc.	0	0	0	0	0	0	1	0	0	0	0	0	0	0
3	85	The Abbey	0	0	4	0	0	0	0	0	0	0	0	0	0	0
3	24	The Allied Group	0	0	0	0	0	0	0	0	0	0	0	0	0	0
3	85	The Apartment	0	0	0	0	0	0	0	0	0	0	0	0	0	0
3	81	The Bagel Express	0	0	0	0	0	0	0	0	0	0	0	0	0	0
3	85	The Birch Group, LLC	0	0	0	0	0	0	1	0	0	0	0	0	0	0
3	85	The Blue Cottage Restaurant	0	0	0	0	0	0	0	2	0	0	0	0	0	0
3	86	The Bridge At Cherry Hill	0	0	0	0	0	0	0	0	0	0	0	0	0	0
3	85	The Celtic Lounge	1	0	6	0	0	0	1	2	0	0	0	0	0	0
3	85	The Cheesecake Factory Restaurants, Inc.	0	0	0	0	0	0	0	0	0	0	0	0	0	0
3	85	The Corporate Cafe'	0	0	0	0	0	0	0	0	0	0	0	0	0	0
3	74	The Duck and Bunny	0	0	0	0	0	0	1	0	0	0	0	0	0	0
3	37	The Foundry Associates	0	0	0	0	0	0	0	0	0	0	0	0	0	0
3	86	The Genesis Center	0	0	0	0	0	0	0	0	0	0	0	0	0	0

USER CLASS

- (1) Significant - Categorical
- (2) Significant - Non-Categorical
- (3) Non-Significant

**Feld's Point
Notices of Violation Issued - 2013**

User Class	Category	Company Name	Letter of Deficiency	Failure to Meet Standards	Failure to Submit Report	Report Not Signed	Notice of pH Violations	Failure to Immediately Report Violation	Failure to Satisfy NBC Requirements	Failure to Pay Permit Fee/Notice of Non-Payment	Failure to Sample / Analyze All Parameters	Failure to Accurately Report Effluent Values	Failure to Report Pretreatment Equipment Failure	Discharge of Prohibited Material	Failure to Maintain Pretreatment System	Discharging without Permit
3	85	The Grande, LLC	0	0	0	0	0	0	1	0	0	0	0	0	0	0
3	86	The Hotel Providence Operating Co., LLC	0	0	0	0	0	0	0	0	0	0	0	0	0	0
3	85	The Ice House	0	0	0	0	0	0	0	0	0	0	0	0	0	0
3	85	The Liberty Elm, LLC	0	0	0	0	0	0	0	0	0	0	0	0	0	0
3	85	The Little Inn	0	0	0	0	0	0	0	1	0	0	0	0	0	0
3	74	The Locals	0	0	0	0	0	0	0	0	0	0	0	0	0	0
3	85	The McCauley House	0	0	0	0	0	0	0	0	0	0	0	0	0	0
3	85	The Mills Tavern	1	0	0	0	0	0	0	0	0	0	0	0	0	0
3	89	The Original Italian Bakery, Inc.	0	0	1	0	0	0	0	0	0	0	0	0	0	0
3	86	The Pious Society of the Missionary St.	0	0	0	0	0	0	0	0	0	0	0	0	0	0
3	86	The Providence Center - Hope St. Facility	0	0	0	0	0	0	0	0	0	0	0	0	0	0
3	86	The Providence Center - North Main St.	0	0	0	0	0	0	1	0	0	0	0	0	0	0
3	85	The Providence Cookie Bar	0	0	0	0	0	0	0	0	0	0	0	0	0	0
3	52	The Providence Journal Company	0	0	0	0	0	0	0	0	0	0	0	0	0	0
3	44	The Providence Mint, Inc.	1	0	0	0	0	0	0	0	0	0	0	0	0	0
3	86	The Providence School Department - Bridgham Middle School	0	0	0	0	0	0	0	0	0	0	0	0	0	0
3	85	The Roi	0	0	0	0	0	0	5	0	0	0	0	0	0	0
3	85	The Small Point Cafe	0	0	0	0	0	0	0	1	0	0	0	0	0	0
3	92	The Soap Box	1	0	0	0	0	0	0	0	0	0	0	0	0	0
3	92	The Washroom	0	0	0	0	0	0	0	0	0	0	0	0	0	0
3	86	The Westin Hotel Expansion	0	0	0	0	0	0	0	1	0	0	0	0	0	0
3	86	The Westin Providence	0	0	0	0	0	0	0	0	0	0	0	0	0	0
3	85	The Weyburn Cafe	0	0	0	0	0	0	0	0	0	0	0	0	0	0
3	42	Theresa Creations, Inc.	0	0	0	0	0	0	0	0	0	0	0	0	0	0
3	85	This Guy's Pizza	0	0	0	0	0	0	0	0	0	0	0	0	0	0
3	94	Thomas S. Mulvey DDS LLC	0	0	0	0	0	0	0	0	0	0	0	0	0	0
3	85	Three Sisters, LLC	1	0	0	0	0	0	1	0	0	0	0	0	0	0
3	86	Times 2 Academy	0	0	3	0	0	0	0	0	0	0	0	0	0	0
3	85	Tina's Italian Kitchen, LLC	0	0	0	0	0	0	0	0	0	0	0	0	0	0
3	85	Tina's Jamaican Restaurant	0	0	0	0	0	0	0	0	0	0	0	0	0	0
3	86	Tockwotton Home	0	0	0	0	0	0	1	0	0	0	0	0	0	0
3	85	Tomasso Bar & Grille Inc	0	0	0	0	0	0	0	0	0	0	0	0	0	0
3	85	Tomato City Pizza	0	0	0	0	0	0	2	0	0	0	0	0	0	0
3	85	Tommy's Pizza, Inc.	0	0	0	0	0	0	0	0	0	0	0	0	0	0
3	74	Tom's Deli and Catering, Inc.	0	0	0	0	0	0	0	0	0	0	0	0	0	0
3	85	Tony's Colonial Food	0	0	0	0	0	0	0	0	0	0	0	0	0	0
3	41	Tool Craft Inc. / Ru-Mart Inc.	0	0	0	0	0	0	0	0	0	0	0	0	0	0
3	85	Tool Time	0	0	0	0	0	0	0	0	0	0	0	0	0	0
3	85	Top of the Hill LLC	0	0	0	0	0	0	0	0	0	0	0	0	0	0
3	85	Tortilla Flats Restaurant	0	0	0	0	0	0	0	0	0	0	0	0	0	0
3	27	Tower Manufacturing Corp.	0	0	3	0	0	0	0	0	0	0	0	0	0	0
3	84	Town of Johnston	0	0	0	0	0	0	0	0	0	0	0	0	0	0
3	74	Travelers Aid	0	0	0	0	0	0	0	0	0	0	0	0	0	0
3	97	Travelers Auto Body, Inc.	0	0	3	0	0	0	0	0	0	0	0	0	0	0
1	11	Tri-Jay Company	0	1	0	0	5	0	0	0	0	0	0	0	0	0
3	85	Trinity Brewhouse	0	0	0	0	0	0	0	0	0	0	0	0	0	0
3	85	Trinity Management Co., LLC d/b/a McDonald's - Broad St., Prov.	1	0	0	0	0	0	0	0	0	0	0	0	0	0
3	85	Tropical Olive Restaurant	1	0	0	0	0	0	0	0	0	0	0	0	0	0
3	85	True Bagels	0	0	0	0	0	0	0	0	0	0	0	0	0	0
3	85	True Bagels, Inc.	0	0	0	0	0	0	0	0	0	0	0	0	0	0
3	85	Twin's Pizza, Inc.	0	0	0	0	0	0	0	0	0	0	0	0	0	0
3	85	Two 88 Restaurant	0	0	0	0	0	0	0	0	0	0	0	0	0	0

USER CLASS
(1) Significant - Categorical
(2) Significant - Non-Categorical
(3) Non-Significant

**Feld's Point
Notices of Violation Issued - 2013**

User Class	Category	Company Name	Letter of Deficiency	Failure to Meet Standards	Failure to Submit Report	Report Not Signed	Notice of pH Violations	Failure to Immediately Report Violation	Failure to Satisfy NBC Requirements	Failure to Pay Permit Fee/Notice of Non-Payment	Failure to Sample / Analyze All Parameters	Failure to Accurately Report Effluent Values	Failure to Report Pretreatment Equipment Failure	Discharge of Prohibited Material	Failure to Maintain Pretreatment System	Discharging without Permit
3	92	Two Way Laundromat	0	0	0	0	0	0	0	3	0	0	0	0	0	0
3	37	U.S. Post Office - VMF	0	0	0	0	0	0	0	0	0	0	0	0	0	0
3	27	U.S. Postal Service - P&DC	0	0	0	0	0	0	0	0	0	0	0	0	0	0
2	22	Umicore USA, Incorporated	0	0	1	0	0	0	0	0	0	0	0	0	0	0
1	11	Uncas Manufacturing Co. - Niantic Avenue	0	0	2	0	1	0	0	0	0	0	0	0	0	0
3	85	Underground Billiards, LLC	0	0	0	0	0	0	2	0	0	0	0	0	0	0
3	92	Union Coin Laundromat, Inc.	1	0	0	0	0	0	0	0	0	0	0	0	0	0
1	11	Unique Plating Company	2	2	0	0	10	0	0	0	0	0	0	0	0	0
2	22	Univar USA, Inc.	0	0	0	0	0	0	0	0	0	0	0	0	0	0
3	37	Universal Ambulance Service	0	0	1	0	0	0	0	0	0	0	0	0	0	0
1	11	Universal Plating Company, Inc.	0	2	18	0	5	0	0	3	0	0	0	0	0	0
3	41	Universal Shaped Wire	0	0	4	0	0	0	0	0	0	0	0	0	0	0
3	94	University Foot Center - Smith Street	0	0	0	0	0	0	0	0	0	0	0	0	0	0
3	94	University Foot Center, Inc.	0	0	0	0	0	0	0	0	0	0	0	0	0	0
3	85	Uno Of Providence, Inc.	0	0	0	0	0	0	0	0	0	0	0	0	0	0
3	85	UTGR	0	0	0	0	0	0	0	0	0	0	0	0	0	0
3	90	V.A. Medical Center	0	0	0	0	0	0	0	0	0	0	0	0	0	0
3	85	Vaseleos, LLC	0	0	0	0	0	0	0	0	0	0	0	0	0	0
3	85	Vasilios Pizza	0	0	0	0	0	0	0	0	0	0	0	0	0	0
3	86	Veazie Street School	0	0	0	0	0	0	0	0	0	0	0	0	0	0
3	85	Veggie Fun	0	0	0	0	0	0	3	0	0	0	0	0	0	0
3	85	Venda Ravioli - DePasquale	0	0	0	0	0	0	0	0	0	0	0	0	0	0
3	81	Venda Ravioli - Royal Little Drive	0	0	2	0	0	0	0	0	0	0	0	0	0	0
3	85	Venda Ravioli Inc. - 265 Atwells Avenue	0	0	0	0	0	0	1	0	0	0	0	0	0	0
3	85	Venda Ravioli Inc. - 271 Atwells Avenue	0	0	0	0	0	0	0	0	0	0	0	0	0	0
3	27	Verizon	0	0	0	0	0	0	0	0	0	0	0	0	0	0
3	85	Victoria's Pizza	0	0	0	0	0	0	0	0	0	0	0	0	0	0
3	81	Virginia & Spanish Peanut Co.	0	0	0	0	0	0	0	0	0	0	0	0	0	0
3	85	Viva Mexico Cantina	0	0	0	0	0	0	0	0	0	0	0	0	0	0
3	82	V-Mart	0	0	4	0	0	0	0	0	0	0	0	0	0	0
3	92	Volpe Tailoring & Cleaning	0	0	0	0	0	0	0	0	0	0	0	0	0	0
3	85	Walach Enterprises Providence, LLC	0	0	0	0	0	0	0	0	0	0	0	0	0	0
3	97	Walsh's Auto Body and Sales, Inc.	0	0	2	0	0	0	0	2	0	0	0	0	0	0
3	93	Warren Jagger Photography, Inc.	0	0	7	0	0	0	0	0	0	0	0	0	0	0
3	81	Warwick Poultry Company Inc.	0	1	0	0	0	1	1	0	0	0	0	0	0	0
3	85	Wasabi Japanese Sushi Bar, Inc.	1	0	0	0	0	0	0	2	0	0	0	0	0	0
3	92	Wash Haven	0	0	0	0	0	0	0	0	0	0	0	0	0	0
3	92	Wash Me Laundromat	0	0	0	0	0	0	0	1	0	0	0	0	0	0
3	85	Waterman Grill, LLC	0	0	0	0	0	0	0	0	0	0	0	0	0	0
3	92	Waterman Laundromat	0	0	0	0	0	0	0	0	0	0	0	0	0	0
3	85	Waterplace Restaurant	0	0	0	0	0	0	0	1	0	0	0	0	0	0
3	86	Webster Avenue School	0	0	0	0	0	0	0	0	0	0	0	0	0	0
3	85	Wendy's International, Inc. (Charles)	0	0	0	0	0	0	0	1	0	0	0	0	0	0
3	85	Wendy's International, Inc. (Eddy)	0	0	0	0	0	0	0	2	0	0	0	0	0	0
3	85	Wendy's International, Inc. (Manton)	0	0	0	0	0	0	0	0	0	0	0	0	0	0
3	85	Wes' Rib House	1	0	0	0	0	0	0	0	0	0	0	0	0	0
3	85	West River Cafe, LLC	0	0	0	0	0	0	0	0	0	0	0	0	0	0
3	85	West Side Diner	0	0	0	0	0	0	2	0	0	0	0	0	0	0
3	86	Weybosset Hotel LLC	0	0	0	0	0	0	0	0	0	0	0	0	0	0
3	85	Whisk LLC	0	0	0	0	0	0	0	0	0	0	0	0	0	0
3	82	Whole Foods Market Group, Inc.	0	2	1	0	0	0	5	0	0	0	0	0	0	0
3	82	Whole Foods Market, Inc.	0	0	0	0	0	0	0	0	0	0	0	0	0	0

- USER CLASS**
(1) Significant - Categorical
(2) Significant - Non-Categorical
(3) Non-Significant

Field's Point
Notices of Violation Issued - 2013

User Class	Category	Company Name	Letter of Deficiency	Failure to Meet Standards	Failure to Submit Report	Report Not Signed	Notice of pH Violations	Failure to Immediately Report Violation	Failure to Satisfy NBC Requirements	Failure to Pay Permit Fee/Notice of Non-Payment	Failure to Sample / Analyze All Parameters	Failure to Accurately Report Effluent Values	Failure to Report Pretreatment Equipment Failure	Discharge of Prohibited Material	Failure to Maintain Pretreatment System	Discharging without Permit
3	86	William D'Abate Elementary School	0	0	0	0	0	0	0	0	0	0	0	0	0	0
3	85	Williams - Sonoma	0	0	0	0	0	0	0	0	0	0	0	0	0	0
3	85	Wine & Cheese	1	0	0	0	0	0	0	0	0	0	0	0	0	0
3	85	Wings N Things	0	0	0	0	0	0	0	0	0	0	0	0	0	0
3	85	Wise Guy's Deli, Inc.	0	0	0	0	0	0	0	1	0	0	0	0	0	0
3	92	Wishy Washy Laundromat, LLC	0	0	0	0	0	0	0	0	0	0	0	0	0	0
3	90	Women & Infants' Hospital	0	0	0	0	0	0	0	0	0	0	0	0	0	0
3	95	Women and Infants-Kilguss Lab	1	2	1	0	0	0	0	0	0	0	0	0	0	0
3	85	Wood Fire Eatery	0	0	0	0	0	0	0	0	0	0	0	0	0	0
3	41	WVCB d/b/a The Steel Yard	0	2	0	0	0	0	5	0	0	0	0	0	0	0
3	89	Yacht Club Beverages	0	0	0	0	0	0	0	0	0	0	0	0	0	0
3	85	Yang's Restaurant	0	0	3	0	0	0	0	0	0	0	0	0	0	0
3	85	Yum Yum Pizza, LLC dba Little Caesars Pizza - Broad St., Prov.	0	0	0	0	0	0	0	1	0	0	0	0	0	0
3	94	Zumstein Family Dentistry	0	0	0	0	0	0	0	0	0	0	0	0	0	0

USER CLASS
(1) Significant - Categorical
(2) Significant - Non-Categorical
(3) Non-Significant

***SUMMARY OF NOTICE OF
VIOLATION LETTERS ISSUED***

BUCKLIN POINT

Bucklin Point
Notices of Violation - 2013

User Class	Category	Company Name	Letter of Deficiency	Failure to Meet Standards	Failure to Submit Report	Report Not Signed	Notice of pH Violations	Failure to Immediately Report Violation	Failure to Satisfy NBC Requirements	Failure to Pay Permit Fee/Notice of Non-Payment	Failure to Sample / Analyze All Parameters	Failure to Accurately Report Effluent Values	Failure to Report Pretreatment Equipment Failure	Discharge of Prohibited Material	Failure to Maintain Pretreatment System	Discharging without Permit
3	85	1537 Corporation	0	0	0	0	0	0	0	0	0	0	0	0	0	0
3	81	3 Flags Bakery	0	0	2	0	0	0	0	0	0	0	0	0	0	0
3	81	A Taste of Europe	0	0	3	0	0	0	0	0	0	0	0	0	0	0
3	85	A.E.E. Inc.	0	0	0	0	0	0	0	3	0	0	0	0	0	0
2	59	A.T. Cross Company	0	0	0	0	0	0	0	0	0	0	0	0	0	0
1	11	Accent Plating Company	0	0	2	0	1	0	0	0	0	0	0	0	0	0
3	99	Access O/F Group	0	0	0	0	0	0	0	0	0	0	0	0	0	0
3	27	Accu-Care Supply	0	0	1	0	0	0	0	0	0	0	0	0	0	0
3	44	ACN-Providence, LLC	0	0	0	0	0	0	0	0	0	0	0	0	0	0
3	42	ACS Industries, Inc.	0	0	0	0	0	0	0	0	0	0	0	0	0	0
3	85	Adaco, LLC d/b/a Saxe Steak and Pizza	0	0	0	0	0	0	0	1	0	0	0	0	0	0
3	42	Agar Machining & Welding, Inc.	0	0	0	0	0	0	0	0	0	0	0	0	0	0
3	85	Agawam Hunt	0	0	0	0	0	0	0	1	0	0	0	0	0	0
3	86	Agnes E. Little Elementary School	0	0	0	0	0	0	0	0	0	0	0	0	0	0
3	82	AJ Seabra Supermarkets	0	1	3	0	0	1	4	0	0	0	0	0	0	0
3	85	Aladdin Club	0	0	0	0	0	0	0	0	0	0	0	0	0	0
3	86	Albion Court of Lincoln	0	0	0	0	0	0	0	2	0	0	0	0	0	0
3	99	Allstate Restaurant Equipment	0	0	0	0	0	0	0	2	0	0	0	0	0	0
3	85	Amanda's Kitchen	0	0	0	0	0	0	0	0	0	0	0	0	0	0
3	53	Amica Mutual Insurance Co. - 10	0	0	0	0	0	0	0	0	0	0	0	0	0	0
3	37	Amica Mutual Insurance Co. - 25	0	0	0	0	0	0	0	0	0	0	0	0	0	0
3	53	Amica Mutual Insurance Co. - 50	0	1	0	0	0	0	0	0	0	0	0	0	0	0
3	86	Amica Mutual Insurance Co.-100	0	0	0	0	0	0	0	0	0	0	0	0	0	0
3	74	Am-Source	0	0	0	0	0	0	0	0	0	0	0	0	0	0
3	85	Andrew's Bistro	0	0	0	0	0	0	0	0	0	0	0	0	0	0
2	25	Angelica Textile Service	0	0	4	0	10	0	0	0	0	0	0	0	0	0
3	85	Angelo's Pizza, Inc.	0	0	0	0	0	0	0	0	0	0	0	0	0	0
3	92	Anjos Enterprises, Inc.	0	0	0	0	0	0	0	0	0	0	0	0	0	0
3	85	Antonio's Cafe	0	0	0	0	0	0	0	0	0	0	0	0	0	0
3	85	Archie's Pizza	1	0	0	0	0	0	1	0	0	0	0	0	0	0
3	52	Architectural Store Fixtures	0	0	0	0	0	0	1	0	0	0	0	0	0	0
3	85	ARJK, Inc.	0	0	0	0	0	0	0	0	0	0	0	0	0	0
3	82	Armando & Sons Meat Market	0	0	2	0	0	0	0	0	0	0	0	0	0	0
3	21	Artvac Corporation	0	0	0	0	0	0	0	0	0	0	0	0	0	0
3	60	Ashton Elementary School	0	0	0	0	0	0	0	0	0	0	0	0	0	0
3	85	Asia Restaurants, Inc.	0	0	0	0	0	0	0	0	0	0	0	0	0	0
2	27	Aspen Aerogels Rhode Island, LLC	0	0	4	0	9	0	2	0	0	0	0	0	0	0
3	99	Attleboro-Cumberland Oral Surgeons, Inc.	0	0	0	0	0	0	0	0	0	0	0	0	0	0
3	85	Auli's Panda	0	0	0	0	0	0	0	0	0	0	0	0	0	0
3	34	Autocrat, LLC	0	0	2	0	0	0	0	0	0	0	0	0	0	0
3	85	Avenue N	0	0	0	0	0	0	1	0	0	0	0	0	0	0
3	46	B & L Plastics, Inc.	0	0	0	0	0	0	0	0	0	0	0	0	0	0
3	85	B&M Clambake Company	0	0	0	0	0	0	0	0	0	0	0	0	0	0
3	85	B. Pinelli's Simply Italian	1	0	0	0	0	0	0	0	0	0	0	0	0	0
3	81	Bachini's Bakery	0	0	3	0	0	0	0	0	0	0	0	0	0	0
3	85	Bana Enterprises LLC	0	0	0	0	0	0	0	0	0	0	0	0	0	0
3	92	Bawa & Gill d/b/a Tidy Mom Laundromat	0	0	0	0	0	0	3	0	0	0	0	0	0	0
3	85	Bayal Restaurant, Inc.	0	0	0	0	0	0	3	1	0	0	0	0	0	0
3	27	BCS Contract Jewelry Services, Inc.	0	0	0	0	0	0	0	0	0	0	0	0	0	0
3	94	Benedict J. Ingegneri, Jr. DMD PC, Inc.	0	0	0	0	0	0	1	0	0	0	0	0	0	0
3	85	Benjamins III, Inc.	0	0	0	0	0	0	0	1	0	0	0	0	0	0
3	21	Bernardo Manufacturing	0	0	0	0	0	0	0	0	0	0	0	0	0	0

USER CLASS
(1) Significant - Categorical
(2) Significant - Non-Categorical
(3) Non-Significant

**Bucklin Point
Notices of Violation - 2013**

User Class	Category	Company Name	Letter of Deficiency	Failure to Meet Standards	Failure to Submit Report	Report Not Signed	Notice of pH Violations	Failure to Immediately Report Violation	Failure to Satisfy NBC Requirements	Failure to Pay Permit Fee/Notice of Non-Payment	Failure to Sample / Analyze All Parameters	Failure to Accurately Report Effluent Values	Failure to Report Pretreatment Equipment Failure	Discharge of Prohibited Material	Failure to Maintain Pretreatment System	Discharging without Permit
3	85	Best Eastern Chinese Restaurant	0	0	0	0	0	0	0	0	0	0	0	0	0	0
3	42	Bill's Auto Parts, Inc.	0	0	0	0	0	0	0	0	0	0	0	0	0	0
3	94	Blackstone Dental	0	0	1	0	0	0	0	0	0	0	0	0	0	0
3	85	Blackstone Donuts	0	0	0	0	0	0	0	0	0	0	0	0	0	0
3	85	Blackstone Donuts, Inc.	0	0	0	0	0	0	0	0	0	0	0	0	0	0
3	86	Blackstone Health	0	0	0	0	0	0	0	0	0	0	0	0	0	0
3	81	Blackstone Market	0	0	2	0	0	0	0	0	0	0	0	0	0	0
3	86	Blackstone Valley Assisted Living	0	0	0	0	0	0	0	0	0	0	0	0	0	0
3	74	Blackstone Valley Community Health	0	0	0	0	0	0	0	0	0	0	0	0	0	0
3	94	Blackstone Valley Family Dental	0	0	0	0	0	0	0	0	0	0	0	0	0	0
3	94	Blackstone Valley Foot Specialists	0	0	0	0	0	0	0	0	0	0	0	0	0	0
1	11	Bliss Manufacturing	0	5	4	0	0	0	0	0	0	0	0	0	0	0
3	85	BLP Inc.	0	0	0	0	0	0	0	0	0	0	0	0	0	0
3	80	Blue Line Septic, LLC	0	0	0	0	0	0	0	1	0	0	0	0	0	0
3	85	Boston House of Pizza	0	0	0	0	0	0	0	0	0	0	0	0	0	0
3	85	Bowling Academy, Inc.	0	0	0	0	0	0	0	0	0	0	0	0	0	0
3	41	Bradley Press	0	0	0	0	0	0	5	0	0	0	0	0	0	0
3	85	Brava Restaurant & Bar, Inc.	0	0	0	0	0	0	0	0	0	0	0	0	0	0
3	97	Broadway Car Wash	0	0	3	0	0	0	0	0	0	0	0	0	0	0
3	85	Broadway Pizza	0	0	0	0	0	0	0	0	0	0	0	0	0	0
3	85	Brooksie's	0	0	0	0	0	0	0	0	0	0	0	0	0	0
3	97	Bubble Room Car Wash, Inc.	0	0	0	0	0	0	0	0	0	0	0	0	0	0
3	92	Bubble Wash Laundromat	0	0	0	0	0	0	0	0	0	0	0	0	0	0
3	85	Bucci's Cafe' LLC	0	0	2	0	0	0	0	0	0	0	0	0	0	0
3	89	Bucket Brewery	0	0	1	0	0	0	0	0	0	0	0	0	0	0
3	86	Buffalo Lincoln Associates, LLC	0	0	0	0	0	0	0	0	0	0	0	0	0	0
3	85	Buford's	0	0	0	0	0	0	0	0	0	0	0	0	0	0
3	42	Bullard Abrasives Inc	0	0	1	0	0	0	0	0	0	0	0	0	0	0
2	34	Bunge North America (East), LLC	0	0	0	0	0	0	0	0	0	0	0	0	0	0
3	85	Burger King - Cedar Avenue	0	0	0	0	0	0	0	0	0	0	0	0	0	0
3	94	Burton M. Ogata, D.M.D	0	0	0	0	0	0	0	0	0	0	0	0	0	0
3	85	Cafe Sowa	0	0	1	0	0	0	5	1	0	0	0	0	0	0
3	81	Cala Fruit Distributors, Inc.	0	0	6	0	0	0	0	1	0	0	0	0	0	0
3	81	Calise & Sons Bakery	0	0	0	0	0	0	0	0	0	0	0	0	0	0
3	85	Canton Wok	0	0	2	0	0	0	4	0	0	0	0	0	0	0
3	85	Carelo's Pizzeria	0	0	0	0	0	0	3	3	0	0	0	0	0	0
3	81	Catanzaros Food Products, Inc.	1	2	1	0	0	0	7	0	0	0	0	0	0	0
3	85	Celtic Pub, Inc.	0	0	0	0	0	0	0	0	0	0	0	0	0	0
3	99	Central Auto Radiator, Inc.	0	0	11	0	0	0	0	0	0	0	0	0	0	0
3	81	Central Avenue Bakery	0	0	0	0	0	0	0	1	0	0	0	0	0	0
3	86	Central Falls Detention Facility Corp.	0	0	0	0	0	0	0	0	0	0	0	0	0	0
3	81	Central Falls Provision Co.	0	0	0	0	0	0	0	0	0	0	0	0	0	0
3	82	Central Fruit Store	0	0	6	0	0	0	0	0	0	0	0	0	0	0
1	11	Charisma Manufacturing	1	0	1	0	0	0	0	0	0	0	0	0	0	0
3	96	Charles Coelho Funeral Home	0	0	0	0	0	0	0	0	0	0	0	0	0	0
3	86	Charles E. Shea High School	0	0	0	0	0	0	0	0	0	0	0	0	0	0
3	94	Charles M. Cavicchio, DPM	0	0	0	0	0	0	0	0	0	0	0	0	0	0
3	85	Chelo's Restaurant	0	0	0	0	0	0	0	0	0	0	0	0	0	0
1	11	Chemart Company	0	3	0	0	0	0	0	0	0	0	0	0	0	0
3	86	Child Care Connection	0	0	0	0	0	0	0	0	0	0	0	0	0	0
3	85	Chili's Grill and Bar (Lincoln)	0	0	0	0	0	0	0	0	0	0	0	0	0	0
3	85	China Inn	0	0	0	0	0	0	1	0	0	0	0	0	0	0

USER CLASS
(1) Significant - Categorical
(2) Significant - Non-Categorical
(3) Non-Significant

**Bucklin Point
Notices of Violation - 2013**

User Class	Category	Company Name	Letter of Deficiency	Failure to Meet Standards	Failure to Submit Report	Report Not Signed	Notice of pH Violations	Failure to Immediately Report Violation	Failure to Satisfy NBC Requirements	Failure to Pay Permit Fee/Notice of Non-Payment	Failure to Sample / Analyze All Parameters	Failure to Accurately Report Effluent Values	Failure to Report Pretreatment Equipment Failure	Discharge of Prohibited Material	Failure to Maintain Pretreatment System	Discharging without Permit
3	41	Chris Ploof Studio	0	0	0	0	0	0	0	0	0	0	0	0	0	0
3	85	Cinemaworld	0	0	0	0	0	0	0	0	0	0	0	0	0	0
2	25	Cintas, Inc.	0	0	0	0	0	0	0	0	0	0	0	0	0	0
3	85	City Limits	0	0	0	0	0	0	0	0	0	0	0	0	0	0
3	37	City of Pawtucket - Public Works	0	0	0	0	0	0	0	0	0	0	0	0	0	0
3	92	Cityline Laundry	0	0	0	0	0	0	0	0	0	0	0	0	0	0
3	85	Clockworks Deli	0	0	0	0	0	0	0	0	0	0	0	0	0	0
3	85	Clockwork's Deli	0	0	0	0	0	0	1	0	0	0	0	0	0	0
3	85	Club Sport Uniao Madeirence	0	0	0	0	0	0	0	0	0	0	0	0	0	0
3	85	Clube Social Portuguese, Inc.	0	0	0	0	0	0	0	0	0	0	0	0	0	0
3	85	CMG East Providence	0	0	0	0	0	0	0	0	0	0	0	0	0	0
3	97	Coastal Collision & Towing, Inc.	0	0	0	0	0	5	1	0	0	0	0	0	0	0
3	89	Coffee Express, LTD.	0	0	0	0	0	0	0	0	0	0	0	0	0	0
3	80	Coia Sanitation Services	0	0	0	0	0	0	0	0	0	0	0	0	0	0
3	92	Coin-OP	0	0	0	0	0	0	0	0	0	0	0	0	0	0
3	97	Colonial Motor Sales, Inc.	0	0	1	0	0	0	0	0	0	0	0	0	0	0
3	94	Comfort Dental II	0	0	1	0	0	0	0	0	0	0	0	0	0	0
3	85	Community Ctr Grupo Amigos Da Terceira	0	0	0	0	0	0	0	0	0	0	0	0	0	0
3	99	Compassionate Care Veterinary Clinic Inc	0	0	0	0	0	0	0	0	0	0	0	0	0	0
3	40	Conopco, Inc. (Site #1)	0	0	2	0	0	0	0	0	0	0	0	0	0	0
3	40	Conopco, Inc. (Site #2)	0	0	3	0	0	0	0	0	0	0	0	0	0	0
3	42	Conrad-Jarvis Corp.	0	0	0	0	0	0	0	0	0	0	0	0	0	0
3	74	Contenti Supply Co., Inc.	0	0	0	0	0	0	0	0	0	0	0	0	0	0
3	27	Continental Plastics & Packaging	0	0	1	0	0	0	0	0	0	0	0	0	0	0
3	99	Cool Air Creations Inc.	0	0	1	0	0	0	1	0	0	0	0	0	0	0
3	53	Cooley, Incorporated	0	0	0	0	0	0	0	0	0	0	0	0	0	0
3	96	Costigan - O'Neill Funeral Home	0	0	0	0	0	0	0	0	0	0	0	0	0	0
3	85	Cottage Street Donuts	0	0	0	0	0	0	0	0	0	0	0	0	0	0
3	27	Cox Communications, Inc. - BP Vault	0	0	0	0	0	0	0	1	0	0	0	0	0	0
3	52	Crest Manufacturing Company	0	0	0	0	0	0	0	0	0	0	0	0	0	0
3	97	Crown Collision Center	0	4	0	0	0	3	0	0	0	0	0	0	0	0
3	89	Crugnale Bakery	0	0	0	0	0	0	0	0	0	0	0	0	0	0
3	85	Cuisine Del Mar	0	0	0	0	0	0	0	0	0	0	0	0	0	0
3	86	Cumberland High School	0	0	0	0	0	0	0	0	0	0	0	0	0	0
3	85	Cumberland House of Pizza	0	0	0	0	0	0	0	0	0	0	0	0	0	0
3	86	Cumberland Public Schools	0	0	0	0	0	0	0	0	0	0	0	0	0	0
3	74	Cumberland Public Works Garage	0	0	0	0	0	0	0	0	0	0	0	0	0	0
3	81	Cumberland Seafood	0	0	0	0	0	0	0	0	0	0	0	0	0	0
3	86	CVS Caremark Corp. (200 Highland Drive)	0	0	0	0	0	0	0	0	0	0	0	0	0	0
3	86	CVS Pharmacy, Inc.	0	0	0	0	0	0	0	0	0	0	0	0	0	0
3	97	D. Miller's Auto Body	0	0	1	0	0	0	0	0	0	0	0	0	0	0
3	94	D. James Photopolous, DDS	0	0	1	0	0	0	0	0	0	0	0	0	0	0
3	85	D'Angelo Sandwich Shop (Broadway)	0	0	0	0	0	0	0	0	0	0	0	0	0	0
1	11	Darlene Group	0	0	0	0	0	0	0	0	0	0	0	0	0	0
3	86	Darlington Assisted Living Center	0	0	0	0	0	0	1	0	0	0	0	0	0	0
3	96	Darlington Mortuary of L. Heroux & Son,	0	0	0	0	0	0	0	0	0	0	0	0	0	0
3	85	Davenport Restaurant	0	0	0	0	0	0	0	0	0	0	0	0	0	0
3	85	Davenport's Bar & Grille	0	0	0	0	0	0	0	0	0	0	0	0	0	0
3	82	Dave's Marketplace	0	0	3	0	0	0	0	0	0	0	0	0	0	0
3	35	David London and Company	1	0	1	0	0	0	0	0	0	0	0	0	0	0
1	14	Denison Pharmaceuticals, Inc. (Lincoln)	1	5	3	0	0	0	0	0	0	0	0	0	0	0
3	94	Dental Associates of Cumberland, Inc.	0	0	1	0	0	0	0	0	0	0	0	0	0	0

USER CLASS
(1) Significant - Categorical
(2) Significant - Non-Categorical
(3) Non-Significant

**Bucklin Point
Notices of Violation - 2013**

User Class	Category	Company Name	Letter of Deficiency	Failure to Meet Standards	Failure to Submit Report	Report Not Signed	Notice of pH Violations	Failure to Immediately Report Violation	Failure to Satisfy NBC Requirements	Failure to Pay Permit Fee/Notice of Non-Payment	Failure to Sample / Analyze All Parameters	Failure to Accurately Report Effluent Values	Failure to Report Pretreatment Equipment Failure	Discharge of Prohibited Material	Failure to Maintain Pretreatment System	Discharging without Permit
3	94	Dental Group of Pawtucket	0	0	1	0	0	0	0	0	0	0	0	0	0	0
3	74	Dexter Street Car Wash	0	0	0	0	0	0	0	0	0	0	0	0	0	0
3	95	Dialysis Center of Pawtucket	0	0	0	0	0	0	0	0	0	0	0	0	0	0
3	80	Diffley & Daughters Septic	0	0	0	0	0	0	0	0	0	0	0	0	0	0
3	94	Dimitri Ganim, DDS	0	0	0	0	0	0	0	0	0	0	0	0	0	0
3	85	DIP, Inc.	1	0	0	0	0	0	0	0	0	0	0	0	0	0
3	85	DJ Providence Co., LLC dba McDonald's (Newport Ave.,	1	0	0	0	0	0	0	0	0	0	0	0	0	0
3	85	Dominican Restaurant	0	0	0	0	0	0	5	0	0	0	0	0	0	0
3	85	Domino's Pizza (Dexter Street)	0	0	0	0	0	0	0	0	0	0	0	0	0	0
3	85	Domino's Pizza (Newport Ave.)	0	0	0	0	0	0	0	0	0	0	0	0	0	0
3	85	Don's Lunch	0	0	0	0	0	0	0	0	0	0	0	0	0	0
3	85	Double Dragon	0	0	0	0	0	0	0	0	0	0	0	0	0	0
3	94	Dr. Anita N. Vasvani, D.M.D.	0	0	1	0	0	0	0	0	0	0	0	0	0	0
3	86	Dr. Earl F. Calcutt Middle School	0	0	0	0	0	0	0	0	0	0	0	0	0	0
3	94	Dr. John B. DeMello	0	0	0	0	0	0	0	0	0	0	0	0	0	0
3	94	Drs. Ward and Johnson	0	0	0	0	0	0	0	0	0	0	0	0	0	0
3	85	Duffins Pub	0	0	0	0	0	0	0	0	0	0	0	0	0	0
3	85	Dunkin Donuts - Central Avenue	0	0	0	0	0	0	0	0	0	0	0	0	0	0
3	85	Dunkin Donuts - Cumberland	0	0	0	0	0	0	0	0	0	0	0	0	0	0
3	74	Dunkin Donuts - Dexter Street	0	0	0	0	0	0	0	0	0	0	0	0	0	0
3	85	Dunkin Donuts - Taunton Ave.	0	0	0	0	0	0	0	0	0	0	0	0	0	0
3	85	Dunkin Donuts-Broad Street	0	0	0	0	0	0	0	0	0	0	0	0	0	0
3	85	Dunkin Donuts-George Washington Highway	0	0	0	0	0	0	0	0	0	0	0	0	0	0
3	97	Dupuis Oil	0	0	0	0	0	0	0	0	0	0	0	0	0	0
3	85	E.B. Dragon, LLC	0	0	0	0	0	0	2	0	0	0	0	0	0	0
3	97	East Coast Auto	0	0	3	0	0	0	0	0	0	0	0	0	0	0
3	71	East Meets West	0	0	0	0	0	0	0	0	0	0	0	0	0	0
3	85	East Providence Cinemas	0	0	0	0	0	0	2	0	0	0	0	0	0	0
3	97	East Providence Fire Station #3	0	0	3	0	0	0	0	0	0	0	0	0	0	0
3	85	East Side Checker Club	0	0	0	0	0	0	0	0	0	0	0	0	0	0
1	11	Eaton Aerospace	0	0	1	0	0	0	2	0	0	0	0	0	0	0
3	80	Echo Septic Services LLC	0	0	0	0	0	0	0	0	0	0	0	0	0	0
2	24	Ecological Fibers - Pawtucket	0	1	0	0	1	0	0	0	0	0	0	0	0	0
3	85	EDC Holding, LLC	0	0	0	0	0	0	0	0	0	0	0	0	0	0
3	85	El Paisa Restaurant, Inc.	0	0	1	0	0	0	0	0	0	0	0	0	0	0
3	85	El Salvadoreno Restaurant, Inc.	1	0	0	0	0	0	1	0	0	0	0	0	0	0
3	85	El Sembrador	0	0	0	0	0	0	1	0	0	0	0	0	0	0
3	86	Emerald Bay Manor	0	0	0	0	0	0	2	0	0	0	0	0	0	0
3	85	Emery's Catering Service, Inc.	0	0	0	0	0	0	0	0	0	0	0	0	0	0
3	85	Enn - Japanese Cuisine & Sushi Bar	0	0	0	0	0	0	0	0	0	0	0	0	0	0
3	85	Enrico Caruso Society	0	0	0	0	0	0	0	0	0	0	0	0	0	0
3	74	Enterprise Printing & Products Corp.	0	0	0	0	0	0	0	0	0	0	0	0	0	0
3	81	Erick Market & More, Inc.	0	0	2	0	0	0	1	1	0	0	0	0	0	0
3	85	Everybody's Favorite Family Restaurant	0	0	0	0	0	0	0	0	0	0	0	0	0	0
3	89	Excellent Coffee Company	0	0	0	0	0	0	0	0	0	0	0	0	0	0
3	85	Exchange Street Cafe	0	0	0	0	0	0	0	0	0	0	0	0	0	0
3	92	Extreme Clean Laundry, Inc.	0	0	0	0	0	0	0	0	0	0	0	0	0	0
3	86	Fallon Memorial Elementary School	0	0	0	0	0	0	3	0	0	0	0	0	0	0
3	94	Family Dental Center	0	0	1	0	0	0	0	0	0	0	0	0	0	0
3	94	Fatima Health Center - Dental Clinic	0	0	1	0	0	0	1	0	0	0	0	0	0	0
3	59	FGX International	0	0	0	0	0	0	0	0	0	0	0	0	0	0
3	85	Filibuster Club	0	0	0	0	0	0	0	0	0	0	0	0	0	0

USER CLASS
(1) Significant - Categorical
(2) Significant - Non-Categorical
(3) Non-Significant

**Bucklin Point
Notices of Violation - 2013**

User Class	Category	Company Name	Letter of Deficiency	Failure to Meet Standards	Failure to Submit Report	Report Not Signed	Notice of pH Violations	Failure to Immediately Report Violation	Failure to Satisfy NBC Requirements	Failure to Pay Permit Fee/Notice of Non-Payment	Failure to Sample / Analyze All Parameters	Failure to Accurately Report Effluent Values	Failure to Report Pretreatment Equipment Failure	Discharge of Prohibited Material	Failure to Maintain Pretreatment System	Discharging without Permit
3	81	Flor Di Brava	0	0	12	0	0	0	0	0	0	0	0	0	0	0
3	89	Foolproof Brewing Co., LLC	0	0	2	0	0	0	0	0	0	0	0	0	0	0
3	85	Fortune House, Inc.	0	0	0	0	0	0	0	0	0	0	0	0	0	0
3	42	Frank Lizotte's Glass Co., Inc.	0	0	0	0	0	0	0	0	0	0	0	0	0	0
3	92	Freeway Laundry II	0	0	0	0	0	0	0	0	0	0	0	0	0	0
3	92	Freeway Laundry IV	0	0	0	0	0	0	0	0	0	0	0	0	0	0
3	85	Friendly's - Newport Avenue	0	0	0	0	0	0	0	0	0	0	0	0	0	0
2	22	Fujifilm Electronic Materials USA, Inc.	0	0	0	0	0	0	1	0	0	0	0	0	0	0
3	52	Fuller Packaging, Inc.	0	0	0	0	0	0	0	0	0	0	0	0	0	0
3	85	G.B. Donuts of RI Inc.	0	0	0	0	0	0	0	1	0	0	0	0	0	0
3	85	Galito Restaurant	0	0	0	0	0	0	0	0	0	0	0	0	0	0
3	85	Galway Bay	0	0	0	0	0	0	0	3	0	0	0	0	0	0
3	85	Garden Grille	0	0	0	0	0	0	0	0	0	0	0	0	0	0
3	85	Garfield Social Club	0	0	0	0	0	0	0	0	0	0	0	0	0	0
3	81	Garrison Confections	0	0	0	0	0	0	0	1	0	0	0	0	0	0
3	85	Garrity Pub & Restaurant	0	0	0	0	0	0	0	0	0	0	0	0	0	0
3	86	Garvin Memorial Elementary	0	0	0	0	0	0	0	0	0	0	0	0	0	0
3	89	Gateway Healthcare, Inc.	0	0	0	0	0	0	1	0	0	0	0	0	0	0
2	27	General Cable Industries, LLC	1	0	0	0	0	0	0	1	0	0	0	0	0	0
3	86	Generations	0	0	0	0	0	0	0	0	0	0	0	0	0	0
3	86	Geneva Apartments, LP	0	0	0	0	0	0	0	0	0	0	0	0	0	0
3	85	George's Neighborhood Grill	0	0	0	0	0	0	0	0	0	0	0	0	0	0
3	94	Gerard A. Belhumeur, DDS	0	0	1	0	0	0	0	0	0	0	0	0	0	0
3	85	German American Cultural Society	1	0	0	0	0	0	0	0	0	0	0	0	0	0
3	85	Golden Li Lai	1	0	0	0	0	0	0	0	0	0	0	0	0	0
3	85	Golden Palace	0	0	0	0	0	0	0	0	0	0	0	0	0	0
3	85	Great China Inc.	0	0	0	0	0	0	0	0	0	0	0	0	0	0
3	85	Great Taste	0	0	0	0	0	0	0	0	0	0	0	0	0	0
3	85	Greek Oven Pizza and Wings	0	0	8	0	0	0	9	0	0	0	0	0	0	0
3	42	Greystone of Lincoln, Inc.	0	0	0	0	0	0	0	0	0	0	0	0	0	0
3	42	Gripnail Corporation	0	0	0	0	0	0	0	0	0	0	0	0	0	0
3	85	Hark's Hadwin Street Cafe	0	0	0	0	0	0	0	0	0	0	0	0	0	0
3	86	Harris Health Care - North	0	0	0	0	0	0	0	0	0	0	0	0	0	0
3	42	Harris Industries, Inc.	0	0	0	0	0	0	1	0	0	0	0	0	0	0
3	81	Hartley's Pork Pies	0	0	0	0	0	0	0	0	0	0	0	0	0	0
3	74	Harvest Greens and Beans	0	0	0	0	0	0	2	0	0	0	0	0	0	0
3	27	Hasbro, Inc.	0	0	1	0	0	0	0	0	0	0	0	0	0	0
3	86	Hasbro, Inc. - Executive Offices	0	0	0	0	0	0	0	0	0	0	0	0	0	0
3	85	Hibachi Grill Supreme Buffet	0	0	0	0	0	0	0	0	0	0	0	0	0	0
3	81	Hidalgo Market Restaurant	0	0	2	0	0	0	0	0	0	0	0	0	0	0
3	89	High Ridge Swim & Tennis Club	0	0	1	0	0	0	0	0	0	0	0	0	0	0
3	94	Highland Dental Group, Inc.	0	0	1	0	0	0	0	0	0	0	0	0	0	0
3	21	Hindley Manufacturing Company	0	0	0	0	0	0	0	0	0	0	0	0	0	0
3	86	Holiday Retirement Home, Inc.	0	0	0	0	0	0	0	0	0	0	0	0	0	0
3	81	Homestead Baking Company	0	0	0	0	0	0	0	0	0	0	0	0	0	0
3	85	Honey Dew Donuts	0	0	0	0	0	0	0	0	0	0	0	0	0	0
3	85	Honey Dew Donuts (Newport Avenue)	0	0	0	0	0	0	0	0	0	0	0	0	0	0
3	59	Hope Buffinton Packaging Group	0	0	0	0	0	0	0	0	0	0	0	0	0	0
3	23	Hope Global	0	0	0	0	1	0	0	0	0	0	0	0	0	0
1	11	Hord Crystal Corporation	0	0	0	0	0	0	0	0	0	0	0	0	0	0
3	85	Hot Spot LLC	0	0	0	0	0	0	0	0	0	0	0	0	0	0
3	85	House of Pizza	0	0	0	0	0	0	0	1	0	0	0	0	0	0

- USER CLASS**
(1) Significant - Categorical
(2) Significant - Non-Categorical
(3) Non-Significant

Bucklin Point
Notices of Violation - 2013

User Class	Category	Company Name	Letter of Deficiency	Failure to Meet Standards	Failure to Submit Report	Report Not Signed	Notice of pH Violations	Failure to Immediately Report Violation	Failure to Satisfy NBC Requirements	Failure to Pay Permit Fee/Notice of Non-Payment	Failure to Sample / Analyze All Parameters	Failure to Accurately Report Effluent Values	Failure to Report Pretreatment Equipment Failure	Discharge of Prohibited Material	Failure to Maintain Pretreatment System	Discharging without Permit
3	94	Howard Vincent, DDS	0	0	1	0	0	0	0	0	0	0	0	0	0	0
1	11	HP Services, Inc.	0	2	0	0	0	0	0	0	0	0	0	0	0	0
3	85	Hung Fu, Inc.	0	0	0	0	0	0	0	0	0	0	0	0	0	0
3	99	Impact Custom Apparel, LLC	0	0	2	0	0	0	4	1	0	0	0	0	0	0
2	27	Impco, Inc.	0	0	0	0	0	0	0	0	0	0	0	0	0	0
3	49	Imperial Packaging Corporation	0	0	0	0	0	0	9	0	0	0	0	0	0	0
3	95	InCytu, Inc.	0	0	0	0	0	0	2	0	0	0	0	0	0	0
3	99	Ink Solution	1	0	1	0	0	0	1	0	0	0	0	0	0	0
3	24	International Accessories	0	0	0	0	0	0	0	0	0	0	0	0	0	0
3	74	International Charter School	0	0	0	0	0	0	0	0	0	0	0	0	0	0
3	81	International Meat Market	0	0	0	0	0	0	1	0	0	0	0	0	0	0
3	53	International Packaging Corp.	0	0	0	0	0	0	0	0	0	0	0	0	0	0
1	11	Interplex Engineered Products, Inc.	0	1	0	0	0	0	0	0	0	0	0	0	0	0
3	85	J and K Restaurant	0	0	0	0	0	0	3	0	0	0	0	0	0	0
3	42	J H Davis, LLC	0	0	0	0	0	0	0	0	0	0	0	0	0	0
3	44	J&M Diamond Tool, Inc.	0	0	0	0	0	0	0	0	0	0	0	0	0	0
3	85	J.A.R. Beverage Inc. d/b/a Murray's Pub	0	0	0	0	0	0	1	2	0	0	0	0	0	0
3	92	J.D. Laundromat	0	0	0	0	0	0	0	0	0	0	0	0	0	0
2	40	J.H. Lynch & Sons, Inc.	0	0	1	0	0	0	0	0	0	0	0	0	0	0
3	97	J.I.F. Investment Co., Inc.	0	0	2	0	0	0	0	0	0	0	0	0	0	0
3	85	Jacky's Galaxie Restaurant, Inc.	0	0	0	0	0	0	1	0	0	0	0	0	0	0
3	85	Jan Co. Central d/b/a Burger King - Lonsdale Avenue	0	0	0	0	0	0	1	0	0	0	0	0	0	0
3	85	Jan Co. Central, Inc. d/b/a Burger King - Newport Avenue	1	0	0	0	0	0	1	0	0	0	0	0	0	0
3	85	Jan Co., Inc. d/b/a Burger King - Taunton Avenue	0	0	0	0	0	0	0	0	0	0	0	0	0	0
3	81	JAR Bakers Supply	0	0	0	0	0	0	1	0	0	0	0	0	0	0
3	86	Jeanne Jugan Residence	0	0	0	0	0	0	0	0	0	0	0	0	0	0
3	85	Jerry's Friendly Tap, LLC	0	0	0	0	0	0	2	0	0	0	0	0	0	0
3	85	JG Inc. d/b/a Ronzio Pizza - Main St., Pawt.	2	0	0	0	0	0	0	0	0	0	0	0	0	0
3	85	Jimmy's LLC	0	0	0	0	0	0	0	0	0	0	0	0	0	0
3	85	Jin Hua Chinese Restaurant, Inc.	0	0	0	0	0	0	0	0	0	0	0	0	0	0
3	85	JK Club, LLC	0	0	0	0	0	0	0	0	0	0	0	0	0	0
3	92	JKM Enterprises II dba Lighthouse Laundromat	0	0	0	0	0	0	0	1	0	0	0	0	0	0
2	27	John H. Collins & Sons Company	0	0	0	0	1	0	0	0	0	0	0	0	0	0
3	94	John O. Eastman, D.D.S. Inc.	0	0	0	0	0	0	0	0	0	0	0	0	0	0
3	40	John Rocchio Corporation	0	0	0	0	0	0	0	0	0	0	0	0	0	0
3	85	Johnston Donuts, Inc.	0	0	0	0	0	0	0	0	0	0	0	0	0	0
3	43	Jose' Chardiet Studio	0	0	0	0	0	0	0	0	0	0	0	0	0	0
3	86	Joseph Jenks Jr. High School	0	0	0	0	0	0	0	0	0	0	0	0	0	0
3	85	J's Deli	0	0	0	0	0	0	2	3	0	0	0	0	0	0
3	92	Just Like Home Laundry	0	0	0	0	0	0	0	0	0	0	0	0	0	0
3	85	K & A El Masri- Ronzio Pizza	0	0	0	0	0	0	0	0	0	0	0	0	0	0
3	23	K&W Webbing Company	0	0	3	0	0	0	0	0	0	0	0	0	0	0
3	96	Karol A. Romenski & Son, Inc.	0	0	0	0	0	0	0	0	0	0	0	0	0	0
3	96	Keefe Funeral Home, Inc.	0	0	0	0	0	0	0	0	0	0	0	0	0	0
3	42	Kenneth Castellucci & Associates, Inc.	0	0	0	0	0	0	1	0	0	0	0	0	0	0
3	24	Key Container Corporation	0	0	0	0	0	0	0	0	0	0	0	0	0	0
3	85	KFC - Newport Avenue	1	0	0	0	0	0	0	0	0	0	0	0	0	0
3	85	Kim & Gary's Ice Cream Machine	0	0	0	0	0	0	0	0	0	0	0	0	0	0
3	86	Kirkbrae Country Club	0	0	0	0	0	0	0	0	0	0	0	0	0	0
3	85	Kiwi Burst Yogurt Shop	0	0	0	0	0	0	0	0	0	0	0	0	0	0
3	85	KMN, LLC	0	0	0	0	0	0	0	0	0	0	0	0	0	0
3	85	KMN, LLC	0	0	0	0	0	0	0	0	0	0	0	0	0	0

USER CLASS
(1) Significant - Categorical
(2) Significant - Non-Categorical
(3) Non-Significant

**Bucklin Point
Notices of Violation - 2013**

User Class	Category	Company Name	Letter of Deficiency	Failure to Meet Standards	Failure to Submit Report	Report Not Signed	Notice of pH Violations	Failure to Immediately Report Violation	Failure to Satisfy NBC Requirements	Failure to Pay Permit Fee/Notice of Non-Payment	Failure to Sample / Analyze All Parameters	Failure to Accurately Report Effluent Values	Failure to Report Pretreatment Equipment Failure	Discharge of Prohibited Material	Failure to Maintain Pretreatment System	Discharging without Permit
3	85	La Arepa	0	0	0	0	0	0	0	0	0	0	0	0	0	0
3	85	La Casona	0	0	0	0	0	0	0	0	0	0	0	0	0	0
3	85	La Casona Restaurant	0	0	0	0	0	0	0	0	0	0	0	0	0	0
3	85	La Sopresa	0	0	0	0	0	0	0	0	0	0	0	0	0	0
3	96	Lachapelle Funeral Home, Inc.	0	0	0	0	0	0	0	4	0	0	0	0	0	0
3	85	Lane Foods, Inc.	0	0	0	0	0	0	0	1	0	0	0	0	0	0
3	92	Langley's Laundromat	0	0	0	0	0	0	0	1	0	0	0	0	0	0
3	92	Laundromax	0	0	0	0	0	0	0	0	0	0	0	0	0	0
3	44	Leedon Webbing Co., Inc.	0	0	0	0	0	0	0	0	0	0	0	0	0	0
3	85	Len's Hot Dog Haven	0	0	0	0	0	0	0	0	0	0	0	0	0	0
3	59	Leon Markarov Dental Prosthetics	0	0	0	0	0	0	0	0	0	0	0	0	0	0
3	85	Li Lai Wok (Central Ave.)	0	0	0	0	0	0	0	0	0	0	0	0	0	0
3	81	Lil' General #30	0	0	0	0	0	0	0	0	0	0	0	0	0	0
3	94	Lincoln Animal Hospital	0	0	0	0	0	0	0	0	0	0	0	0	0	0
3	94	Lincoln Dental Associates, Inc.	0	0	1	0	0	0	0	0	0	0	0	0	0	0
3	74	Lincoln Development, LLC	0	0	0	0	0	0	0	0	0	0	0	0	0	0
3	96	Lincoln Funeral Home, Inc.	0	0	0	0	0	0	0	0	0	0	0	0	0	0
3	92	Lincoln Laundromat	0	0	0	0	0	0	0	0	0	0	0	0	0	0
2	22	Lincoln Manufacturing, Inc.	0	5	0	0	0	0	0	0	0	0	0	0	0	0
3	86	Lincoln Senior Center	0	0	0	0	0	0	0	0	0	0	0	0	0	0
3	97	Lindbergh Auto Body, Inc.	0	0	0	0	0	0	0	1	0	0	0	0	0	0
3	74	Link Commercial Properties, LLC	0	0	0	0	0	0	0	0	0	0	0	0	0	0
2	23	Liquid Blue	0	4	0	0	0	1	0	0	0	0	0	0	0	0
3	85	LJ's BBQ	0	0	0	0	0	0	0	0	0	0	0	0	0	0
3	85	Lonsdale Donuts	0	0	0	0	0	0	0	0	0	0	0	0	0	0
3	92	Lonsdale Super Wash	0	0	0	0	0	0	0	0	0	0	0	0	0	0
3	85	Lucky Chens d/b/a Dragon Villa	1	0	0	0	0	0	0	0	0	0	0	0	0	0
3	85	Lucky Chen Corp. 2 d/b/a Frank's Restaurant	1	0	0	0	0	0	0	2	0	0	0	0	0	0
3	92	Lucky Laundry	0	0	0	0	0	0	0	0	0	0	0	0	0	0
3	92	Luxury Dry Cleaners	0	0	0	0	0	0	0	0	0	0	0	0	0	0
3	94	Lydia A. Klufas, DDS	0	0	0	0	0	0	0	0	0	0	0	0	0	0
3	85	M & M NY System	1	0	5	0	0	0	1	0	0	0	0	0	0	0
3	41	Madison Cutting Tool	0	0	7	0	0	0	0	1	0	0	0	0	0	0
3	82	Main Street Market, Inc.	0	0	3	0	0	0	0	0	0	0	0	0	0	0
3	96	Manning - Heffern, Inc.	0	0	0	0	0	0	0	0	0	0	0	0	0	0
3	92	Manville Cleaning Center	0	0	0	0	0	0	0	2	0	0	0	0	0	0
3	85	Martin Bakers, LLC	0	0	0	0	0	0	0	0	0	0	0	0	0	0
3	42	Masbro Polishing Company, Inc.	0	0	0	0	0	0	0	0	0	0	0	0	0	0
3	82	Marotta Food Corporation dba Bravo Supermarket	0	0	6	0	0	0	0	0	0	0	0	0	0	0
1	11	Materion Technical Materials, Inc.	0	0	0	0	0	0	0	0	0	0	0	0	0	0
3	81	Matos Bakery	0	0	0	0	0	0	0	0	0	0	0	0	0	0
3	60	McCourt Middle School	0	0	0	0	0	0	0	0	0	0	0	0	0	0
3	85	McDonald's - Armistice Blvd.	0	0	0	0	0	0	0	0	0	0	0	0	0	0
3	85	McDonald's - Lincoln Mall	0	0	0	0	0	0	1	0	0	0	0	0	0	0
3	85	McDonald's - Mendon Road	0	0	0	0	0	0	0	0	0	0	0	0	0	0
3	85	McDonald's-Mineral Spring Ave.	0	0	0	0	0	0	0	0	0	0	0	0	0	0
3	86	McLaughlin Cumberland Hill Elementary Sc	0	0	0	0	0	0	0	0	0	0	0	0	0	0
3	95	Medcure	0	0	0	0	0	0	0	0	0	0	0	0	0	0
3	85	Mei King Restaurant	0	0	0	0	0	0	0	2	0	0	0	0	0	0
3	85	Mel's Diner	0	0	0	0	0	0	1	2	0	0	0	0	0	0
3	90	Memorial Hospital of RI	0	2	0	0	0	0	1	0	0	0	0	0	0	0
3	42	Mercury Print & Mail Company, Inc	0	0	0	0	0	0	0	0	0	0	0	0	0	0

USER CLASS
(1) Significant - Categorical
(2) Significant - Non-Categorical
(3) Non-Significant

**Bucklin Point
Notices of Violation - 2013**

User Class	Category	Company Name	Letter of Deficiency	Failure to Meet Standards	Failure to Submit Report	Report Not Signed	Notice of pH Violations	Failure to Immediately Report Violation	Failure to Satisfy NBC Requirements	Failure to Pay Permit Fee/Notice of Non-Payment	Failure to Sample / Analyze All Parameters	Failure to Accurately Report Effluent Values	Failure to Report Pretreatment Equipment Failure	Discharge of Prohibited Material	Failure to Maintain Pretreatment System	Discharging without Permit
3	96	Merrick R. Williams, Inc.	0	0	0	0	0	0	0	0	0	0	0	0	0	0
3	27	Michael Healy Designs, Inc.	0	0	1	0	0	0	0	0	0	0	0	0	0	0
3	80	Michael Perri & Sons, Inc.	1	0	0	0	0	0	0	1	0	0	0	0	0	0
3	81	Michael's Meats	0	0	3	0	0	0	0	0	0	0	0	0	0	0
2	23	Microfibres, Inc.	0	0	0	0	3	0	0	0	0	0	0	0	0	0
3	97	MILLER'S AUTO BODY	0	0	0	0	0	0	0	0	0	0	0	0	0	0
3	85	Mineral Enterprises Inc.	0	0	0	0	0	0	0	0	0	0	0	0	0	0
3	85	Ming Garden, Inc.	1	0	0	0	0	0	1	0	0	0	0	0	0	0
3	85	Mini Market La Esperanza	0	0	0	0	0	0	0	0	0	0	0	0	0	0
3	99	Mirror Image	0	0	4	0	0	0	2	0	0	0	0	0	0	0
3	85	Modern Diner	0	0	2	0	0	0	0	0	0	0	0	0	0	0
3	85	Moon Star Chinese Restaurant	0	0	0	0	0	0	0	0	0	0	0	0	0	0
3	85	Motown Pizza, LLC	0	0	0	0	0	0	0	0	0	0	0	0	0	0
3	92	Mr. USA Cleaners	0	0	0	0	0	0	0	0	0	0	0	0	0	0
3	85	Mulhearn's Pub	0	0	0	0	0	0	0	0	0	0	0	0	0	0
2	23	Murdock Webbing Co., Inc.	0	0	0	0	1	0	0	0	0	0	0	0	0	0
3	85	Murphy's Law	1	0	0	0	0	0	0	0	0	0	0	0	0	0
3	85	MVP Sports Pub & Restaurant	0	0	0	0	0	0	1	0	0	0	0	0	0	0
3	74	Name TBD (Ameth Alzate)	0	0	0	0	0	0	0	0	0	0	0	0	0	0
3	27	Narr. Electric Co.-Vault Op.-BV	0	0	0	0	0	0	0	0	0	0	0	0	0	0
3	97	NECVW, Inc.	0	0	2	0	0	0	0	0	0	0	0	0	0	0
3	53	Neptco, Inc.	0	0	0	0	0	0	0	0	0	0	0	0	0	0
3	95	Neurotech Pharmaceuticals, Inc.	0	0	0	0	0	0	0	0	0	0	0	0	0	0
3	85	New England Donuts, LLC	0	0	0	0	0	0	0	1	0	0	0	0	0	0
2	25	New England Linen Supply, Inc.	1	1	0	0	14	0	0	0	0	0	0	0	0	0
3	24	New England Paper Tube Company, Inc.	0	0	0	0	0	0	0	0	0	0	0	0	0	0
3	85	New Hong Kong	0	0	0	0	0	0	0	0	0	0	0	0	0	0
3	85	Newport Ave Donut - 223 Newport Avenue	0	0	0	0	0	0	0	0	0	0	0	0	0	0
3	85	Newport Ave Donut-81 Newport	0	0	0	0	0	0	0	0	0	0	0	0	0	0
3	85	Newport Cedar Donuts, Inc.	0	0	0	0	0	0	0	0	0	0	0	0	0	0
3	85	Newport Division Donuts, Inc.	0	0	0	0	0	0	0	0	0	0	0	0	0	0
3	85	Next Bite Pizza and Grill, Inc	0	0	0	0	0	0	0	0	0	0	0	0	0	0
3	81	North American Salt & Fresh Fish Corp.	0	0	3	0	0	0	0	0	0	0	0	0	0	0
3	23	Northeast Knitting, Inc.	0	0	0	0	0	0	0	0	0	0	0	0	0	0
3	94	Notre Dame Ambulatory Care	0	1	0	0	0	0	0	0	0	0	0	0	0	0
3	74	Nova Churrasqueria	0	0	0	0	0	0	5	0	0	0	0	0	0	0
3	81	Nuts 'N More	0	0	2	0	0	0	3	0	0	0	0	0	0	0
3	42	Nuzzo Campion Stone Enterprises, Inc.	1	0	2	0	0	0	0	1	0	0	0	0	0	0
3	86	Oak Hill Nursing & Rehabilitation Center	0	0	0	0	0	0	0	0	0	0	0	0	0	0
3	80	Ocean State Cesspool, Inc.	0	0	0	0	0	0	0	1	0	0	0	0	0	0
3	85	Ocean State Five II, LLC	0	0	0	0	0	0	0	0	0	0	0	0	0	0
3	85	Oly's Pizza	0	0	0	0	0	0	0	0	0	0	0	0	0	0
3	86	OLSL Lincoln Place	0	0	0	0	0	0	0	0	0	0	0	0	0	0
3	24	Omni Color Printing	0	0	0	0	0	0	0	0	0	0	0	0	0	0
3	92	On the Go Laundromat	0	0	0	0	0	0	0	0	0	0	0	0	0	0
3	53	Original Pizza of Boston	0	0	0	0	0	0	0	0	0	0	0	0	0	0
3	26	Orion Retail	0	1	0	0	0	0	0	0	0	0	0	0	0	0
2	27	Osram Sylvania, Inc.	0	0	0	0	0	0	0	0	0	0	0	0	0	0
3	85	P & G Bowling, Inc.	0	0	0	0	0	0	0	0	0	0	0	0	0	0
3	24	Packaging Concepts, Ltd.	0	1	0	0	0	1	0	0	0	0	0	0	0	0
3	24	Packaging Graphics, LLC	0	0	0	0	0	0	0	0	0	0	0	0	0	0
3	74	Palagis Ice Cream	0	0	0	0	0	0	0	0	0	0	0	0	0	0

USER CLASS
(1) Significant - Categorical
(2) Significant - Non-Categorical
(3) Non-Significant

**Bucklin Point
Notices of Violation - 2013**

User Class	Category	Company Name	Letter of Deficiency	Failure to Meet Standards	Failure to Submit Report	Report Not Signed	Notice of pH Violations	Failure to Immediately Report Violation	Failure to Satisfy NBC Requirements	Failure to Pay Permit Fee/Notice of Non-Payment	Failure to Sample / Analyze All Parameters	Failure to Accurately Report Effluent Values	Failure to Report Pretreatment Equipment Failure	Discharge of Prohibited Material	Failure to Maintain Pretreatment System	Discharging without Permit
3	85	Pamfilio's Italian Deli	0	0	0	0	0	0	1	0	0	0	0	0	0	0
3	85	Panaderia El Antojo, Inc.	0	0	0	0	0	0	0	0	0	0	0	0	0	0
3	85	Papa Gino's #408	0	0	0	0	0	0	0	0	0	0	0	0	0	0
3	85	Papa Gino's-Lincoln Mall	0	0	0	0	0	0	0	0	0	0	0	0	0	0
3	86	Parkway Apartments, L.P.	0	0	0	0	0	0	0	0	0	0	0	0	0	0
3	23	Patriot Textiles, Inc.	0	0	0	0	0	0	2	0	0	0	0	0	0	0
3	94	Paul G. Roque, DDS	0	0	1	0	0	0	0	0	0	0	0	0	0	0
3	94	Paulo J. Darosa, D.D.S.	0	0	1	0	0	0	0	0	0	0	0	0	0	0
3	85	Pawtucket Country Club	0	0	0	0	0	0	0	1	0	0	0	0	0	0
3	85	Pawtucket House of Pizza	0	0	0	0	0	0	0	0	0	0	0	0	0	0
3	85	Pawtucket Lion Pizza, Inc.	0	0	3	0	0	0	0	1	0	0	0	0	0	0
1	16	Pawtucket Power Associates	2	0	2	0	0	0	0	0	0	0	0	0	0	0
3	86	Pawtucket Red Sox Baseball Club	0	0	0	0	0	0	0	0	0	0	0	0	0	0
3	86	Pawtucket Skilled Nursing	0	0	0	0	0	0	0	1	0	0	0	0	0	0
3	85	Pawtucket Soup Kitchen	0	0	0	0	0	0	0	0	0	0	0	0	0	0
3	85	Pawtucket Taco	0	0	0	0	0	0	0	0	0	0	0	0	0	0
3	94	Pedro Teixeira, DDS	0	0	1	0	0	0	0	0	0	0	0	0	0	0
3	85	Phantom farms	0	0	0	0	0	0	0	2	0	0	0	0	0	0
3	94	Philip J. Calabro, D.M.D.	0	0	1	0	0	0	0	0	0	0	0	0	0	0
3	94	Philip S. McGrath, D.M.D.	0	0	0	0	0	0	0	0	0	0	0	0	0	0
3	85	Philopateert L.L.C.	0	0	0	0	0	0	0	0	0	0	0	0	0	0
3	59	Phoenix Converting Corporation	0	0	0	0	0	0	0	0	0	0	0	0	0	0
3	42	Piatek Machine Co., Inc.	0	0	1	0	0	0	0	0	0	0	0	0	0	0
3	74	Pick-N-Pull Cumberland	0	0	0	0	0	0	2	0	0	0	0	0	0	0
3	85	Piezoni's	0	0	0	0	0	0	0	0	0	0	0	0	0	0
3	85	Pizza Man of Cumberland	0	0	0	0	0	0	0	1	0	0	0	0	0	0
3	85	Pizzaworks	0	0	0	0	0	0	0	0	0	0	0	0	0	0
3	85	Pizzeria Romana	0	0	0	0	0	0	0	0	0	0	0	0	0	0
3	85	Plouffe's Cup N Saucer	0	0	0	0	0	0	0	0	0	0	0	0	0	0
3	85	PMG Inc.	0	0	0	0	0	0	0	0	0	0	0	0	0	0
3	94	Podiatry Services Ltd.	0	0	0	0	0	0	0	0	0	0	0	0	0	0
3	22	Poly/Sperse, Corp.	0	0	1	0	1	0	0	0	0	0	0	0	0	0
3	85	Poppy's Family Restaurant	0	0	0	0	0	0	0	0	0	0	0	0	0	0
3	42	Portola Tech International	0	0	0	0	0	0	1	0	0	0	0	0	0	0
3	86	Potter-Burns Elementary School	0	0	0	0	0	0	0	0	0	0	0	0	0	0
1	14	Precision Dermatology	0	1	0	0	0	0	0	0	0	0	0	0	0	0
3	97	Precision Harley - Davidson, Inc.	0	0	0	0	0	0	1	0	0	0	0	0	0	0
3	42	Precision Polishing & Ornament	0	0	0	0	0	0	0	0	0	0	0	0	0	0
3	93	Printmakers, Inc.	0	0	0	0	0	0	0	0	0	0	0	0	0	0
3	74	Pristine Car Wash, LLC	0	0	0	0	0	0	1	0	0	0	0	0	0	0
3	95	Prothera Biologics	0	0	0	0	0	0	1	0	0	0	0	0	0	0
3	44	Providence Braid Co., Inc.	0	0	0	0	0	0	0	0	0	0	0	0	0	0
3	99	Providence Fire Restoration	0	0	0	0	0	0	0	1	0	0	0	0	0	0
1	11	Providence Metallizing Company, Inc.	0	0	0	0	0	0	0	0	0	0	0	0	0	0
3	42	Providence Wire Creations, Inc. (Pawt)	0	0	2	0	0	0	0	0	0	0	0	0	0	0
3	82	PRRC, Inc.	0	0	0	0	0	0	0	0	0	0	0	0	0	0
3	86	Quality Rental	0	0	0	0	0	0	0	0	0	0	0	0	0	0
3	74	R & D Manufacturing, Inc.	0	0	0	0	0	0	0	0	0	0	0	0	0	0
3	80	Raggs Septic Service, Inc.	0	0	0	0	0	0	0	0	0	0	0	0	0	0
3	85	Raheb Restaurant, Inc.	0	0	0	0	0	0	0	0	0	0	0	0	0	0
3	24	Rand Whitney/Southeast Container LLC	0	3	0	0	0	1	0	0	0	0	0	0	0	0
3	80	Ray Plante & Sons, Inc.	0	0	0	0	0	0	0	0	0	0	0	0	0	0

USER CLASS
(1) Significant - Categorical
(2) Significant - Non-Categorical
(3) Non-Significant

Bucklin Point
Notices of Violation - 2013

User Class	Category	Company Name	Letter of Deficiency	Failure to Meet Standards	Failure to Submit Report	Report Not Signed	Notice of pH Violations	Failure to Immediately Report Violation	Failure to Satisfy NBC Requirements	Failure to Pay Permit Fee/Notice of Non-Payment	Failure to Sample / Analyze All Parameters	Failure to Accurately Report Effluent Values	Failure to Report Pretreatment Equipment Failure	Discharge of Prohibited Material	Failure to Maintain Pretreatment System	Discharging without Permit
3	42	Real Reel Corporation	0	0	0	0	0	0	0	0	0	0	0	0	0	0
3	85	Restaurante Serra Da Estrela	0	0	0	0	0	0	4	0	0	0	0	0	0	0
3	52	Rhode Island Novelty	0	0	0	0	0	0	0	0	0	0	0	0	0	0
3	80	Rhode Island Septic Services	0	0	0	0	0	0	0	0	0	0	0	0	0	0
3	23	Rhode Island Textile Company	0	0	2	0	0	0	0	0	0	0	0	0	0	0
3	82	Ribatejo Fish Market	1	0	1	0	0	0	0	0	0	0	0	0	0	0
1	11	Richline Group, Inc.	0	0	0	0	0	0	0	0	0	0	0	0	0	0
3	21	RIDCO Casting Co.	0	0	0	0	0	0	0	0	0	0	0	0	0	0
3	85	Right Spot Diner	0	0	0	0	0	0	3	0	0	0	0	0	0	0
3	85	Riverside Diner	1	0	1	0	0	0	3	0	0	0	0	0	0	0
3	85	Riviera Inn	1	0	0	0	0	0	2	0	0	0	0	0	0	0
3	85	Roast House Pub and Restaurant	0	0	0	0	0	0	0	0	0	0	0	0	0	0
3	94	Ronald Ciombor, DDS	0	0	0	0	0	0	0	0	0	0	0	0	0	0
3	85	Rose Sub LLC	0	0	0	0	0	0	0	0	0	0	0	0	0	0
3	92	Royal Cleaners, Inc.	0	0	0	0	0	0	0	0	0	0	0	0	0	0
3	94	Rumford Dental	0	0	1	0	0	0	0	0	0	0	0	0	0	0
3	94	Russell S. Chin, DDS, Ltd.	0	0	2	0	0	0	0	0	0	0	0	0	0	0
3	85	S & J Entertainment Inc.	0	0	0	0	0	0	0	0	0	0	0	0	0	0
3	85	Saki's Pizzeria and Grille	0	0	0	0	0	0	0	0	0	0	0	0	0	0
3	85	Sarkis Hagopian Enterprises LLC	0	0	0	0	0	0	0	0	0	0	0	0	0	0
3	85	Scetta Corporation	0	0	0	0	0	0	0	0	0	0	0	0	0	0
3	99	Schofield Printing, Inc.	0	0	0	0	0	0	0	0	0	0	0	0	0	0
3	80	Schofield Sanitation	0	0	0	0	0	0	1	0	0	0	0	0	0	0
3	80	Scituate Cesspool, Inc.	0	0	0	0	0	0	0	0	0	0	0	0	0	0
3	85	Seven Cray Street Realty Corp	0	0	0	0	0	0	0	0	0	0	0	0	0	0
3	85	Seven Stars Bakery - Newman Avenue	0	0	0	0	0	0	0	0	0	0	0	0	0	0
3	81	Seven Stars Bakery - Pawtucket	0	0	0	0	0	0	0	0	0	0	0	0	0	0
3	99	Sewrite Embroidery	0	0	1	0	0	0	0	0	0	0	0	0	0	0
3	85	Shanna Country Kitchen	0	0	0	0	0	0	0	0	0	0	0	0	0	0
3	85	Shaydan Inc. d/b/a Heritage Tap	0	1	0	0	0	0	1	0	0	0	0	0	0	0
3	85	Shish Kabob	0	0	0	0	0	0	0	0	0	0	0	0	0	0
3	81	Simmering Soup, Inc.	0	1	5	0	0	0	0	0	0	0	0	0	0	0
3	53	SNH Medical Office Properties Trust	0	0	0	0	0	0	2	0	0	0	0	0	0	0
3	74	So Fresh and So Clean of Pawtucket	0	0	0	0	0	0	0	0	0	0	0	0	0	0
3	85	SP Donuts, Inc. d/b/a Honey Dew Donuts Mendon Rd.	0	0	0	0	0	0	0	0	0	0	0	0	0	0
3	85	Sparky's Restaurant	0	0	0	0	0	0	2	0	0	0	0	0	0	0
3	92	Spin City Cumberland, LLC	0	0	0	0	0	0	0	0	0	0	0	0	0	0
3	99	Spirit Recognition, Inc.	0	0	0	0	0	0	1	0	0	0	0	0	0	0
3	85	Splash Snack Bar and Grill	0	0	0	0	0	0	0	0	0	0	0	0	0	0
3	85	Spring House Chinese	0	0	0	0	0	0	0	0	0	0	0	0	0	0
3	94	SRP Family Dental	0	0	1	0	0	0	0	0	0	0	0	0	0	0
3	86	St. Raphael Academy - East Building	0	0	0	0	0	0	0	0	0	0	0	0	0	0
3	99	St. Raphael Academy - West Building	0	0	0	0	0	0	0	0	0	0	0	0	0	0
1	11	Stackbin Corporation	0	0	0	0	0	0	0	0	0	0	0	0	0	0
3	85	Starbucks Restaurant-Lincoln Mall	0	0	0	0	0	0	1	0	0	0	0	0	0	0
3	53	STEMCELLS, INC.	0	0	0	0	0	0	0	0	0	0	0	0	0	0
3	82	Stop & Shop Supermarket #704	0	0	0	0	0	0	0	0	0	0	0	0	0	0
3	82	Stop & Shop Supermarket #710	0	0	0	0	0	0	0	0	0	0	0	0	0	0
3	82	Stop & Shop Supermarket #712	0	0	0	0	0	0	0	0	0	0	0	0	0	0
3	49	Stuart Manufacturing, LLC	0	0	4	0	0	0	1	0	0	0	0	0	0	0
3	99	Suburban Contract Cleaning	0	0	0	0	0	0	0	0	0	0	0	0	0	0
3	85	Subway (North Broadway)	0	0	0	0	0	0	0	0	0	0	0	0	0	0

- USER CLASS
(1) Significant - Categorical
(2) Significant - Non-Categorical
(3) Non-Significant

**Bucklin Point
Notices of Violation - 2013**

User Class	Category	Company Name	Letter of Deficiency	Failure to Meet Standards	Failure to Submit Report	Report Not Signed	Notice of pH Violations	Failure to Immediately Report Violation	Failure to Satisfy NBC Requirements	Failure to Pay Permit Fee/Notice of Non-Payment	Failure to Sample / Analyze All Parameters	Failure to Accurately Report Effluent Values	Failure to Report Pretreatment Equipment Failure	Discharge of Prohibited Material	Failure to Maintain Pretreatment System	Discharging without Permit
3	85	Subway (Pawtucket Avenue)	0	0	0	0	0	0	0	0	0	0	0	0	0	0
3	85	Subway 95 Exit 30, LLC	0	0	0	0	0	0	0	0	0	0	0	0	0	0
3	85	Subway-Broad Street	0	0	0	0	0	0	0	0	0	0	0	0	0	0
3	97	Suds Plus Auto Wash	0	0	1	0	0	0	1	0	0	0	0	0	0	0
1	11	Summit Manufacturing Corporation	0	0	2	0	1	0	0	0	0	0	0	0	0	0
3	85	Sunoco, Inc. (R&M)	1	0	0	0	0	0	0	0	0	0	0	0	0	0
3	85	Sunshine Creamery	0	0	0	0	0	0	5	0	0	0	0	0	0	0
3	92	Sunshine Laundromat	0	0	0	0	0	0	0	0	0	0	0	0	0	0
3	81	Sunshine Market	0	0	0	0	0	0	0	0	0	0	0	0	0	0
3	85	Super Dragon	0	0	0	0	0	0	0	0	0	0	0	0	0	0
3	85	Swades, LLC	0	0	0	0	0	0	0	0	0	0	0	0	0	0
3	92	Swan Cleaners	0	0	0	0	0	0	1	0	0	0	0	0	0	0
3	81	Sweetland Foods, Inc.	0	0	0	0	0	0	0	0	0	0	0	0	0	0
3	85	Taco Mix	0	0	0	0	0	0	0	0	0	0	0	0	0	0
1	11	Tanury Industries	1	2	0	0	5	0	0	0	0	0	0	0	0	0
1	11	Tanury Industries PVD, Inc.	0	0	0	0	0	0	0	0	0	0	0	0	0	0
3	42	Tanya Creations, Inc.	0	0	0	0	0	0	0	0	0	0	0	0	0	0
3	85	Taqueria Lupita	0	0	0	0	0	0	0	1	0	0	0	0	0	0
3	85	Target Corporation - T2073	0	0	0	0	0	0	0	0	0	0	0	0	0	0
3	23	Tastex Corporation	0	0	1	0	0	0	0	0	0	0	0	0	0	0
1	14	Tedor Pharma Inc.	0	6	0	0	0	0	0	0	0	0	0	0	0	0
1	11	Teknicote, Inc. (Cumberland)	1	2	1	0	0	0	0	0	0	0	0	0	0	0
3	37	Teknor Apex - Mendon	0	0	0	0	0	0	0	0	0	0	0	0	0	0
3	27	Teknor Apex Co.	0	0	1	0	0	0	0	0	0	0	0	0	0	0
3	23	Texcel Industries, Inc.	0	0	1	0	0	0	0	0	0	0	0	0	0	0
3	97	The Car Store, Inc.	0	0	0	0	0	0	0	0	0	0	0	0	0	0
3	21	The Evans Company, Inc.	0	0	0	0	0	0	0	0	0	0	0	0	0	0
3	94	The Family Dentist, Inc.	0	0	2	0	0	0	0	0	0	0	0	0	0	0
3	81	The French Tarte LLC	0	0	0	0	0	0	0	0	0	0	0	0	0	0
3	99	The INSCO Group	0	2	0	0	0	1	0	0	0	0	0	0	0	0
3	86	The Mansion, Inc.	0	0	0	0	0	0	0	0	0	0	0	0	0	0
3	85	The Met	0	0	0	0	0	0	0	0	0	0	0	0	0	0
3	85	The Newport Deck	0	0	0	0	0	0	0	0	0	0	0	0	0	0
3	85	The Salvation Army	0	0	0	0	0	0	0	0	0	0	0	0	0	0
3	82	The Stop & Shop Supermarket Co. LLC	0	0	0	0	0	0	0	0	0	0	0	0	0	0
3	46	Thyssenkrupp Materials	0	0	0	0	0	0	0	0	0	0	0	0	0	0
1	15	Tiffany and Company	0	0	2	0	0	0	0	1	0	0	0	0	0	0
3	85	Tolo's Seafood and Chicken	0	0	0	0	0	0	0	1	0	0	0	0	0	0
3	85	Tommy's Lounge	0	0	0	0	0	0	0	0	0	0	0	0	0	0
3	85	Torre Corp.	0	0	0	0	0	0	0	0	0	0	0	0	0	0
3	80	Torti Services	0	0	0	0	0	0	0	0	0	0	0	0	0	0
3	85	Toti's Pizza Palace, Inc.	0	0	0	0	0	0	0	0	0	0	0	0	0	0
3	42	Tracey Gear Inc.	0	0	2	0	0	0	0	0	0	0	0	0	0	0
3	85	Triple P's	0	0	0	0	0	0	0	1	0	0	0	0	0	0
1	11	Truex, Inc.	0	0	0	0	0	0	0	0	0	0	0	0	0	0
3	85	Uncle Tony's Pizza & Pasta	0	0	0	0	0	0	0	0	0	0	0	0	0	0
3	85	Underground Hero's Inc.	0	0	0	0	0	0	0	0	0	0	0	0	0	0
3	86	United Methodist Elder Care	0	0	0	0	0	0	0	1	0	0	0	0	0	0
3	85	United Skates of America	0	0	0	0	0	0	0	0	0	0	0	0	0	0
3	94	University Oral & Maxil. - School Street	0	0	0	0	0	0	1	0	0	0	0	0	0	0
3	99	V. George Rustigian Rugs, Inc	0	0	0	0	0	0	0	0	0	0	0	0	0	0
3	27	Verizon - BV	0	0	0	0	0	0	0	0	0	0	0	0	0	0

USER CLASS
(1) Significant - Categorical
(2) Significant - Non-Categorical
(3) Non-Significant

**Bucklin Point
Notices of Violation - 2013**

User Class	Category	Company Name	Letter of Deficiency	Failure to Meet Standards	Failure to Submit Report	Report Not Signed	Notice of pH Violations	Failure to Immediately Report Violation	Failure to Satisfy NBC Requirements	Failure to Pay Permit Fee/Notice of Non-Payment	Failure to Sample / Analyze All Parameters	Failure to Accurately Report Effluent Values	Failure to Report Pretreatment Equipment Failure	Discharge of Prohibited Material	Failure to Maintain Pretreatment System	Discharging without Permit
3	85	Village Pizza Inc.	0	0	0	0	0	0	0	0	0	0	0	0	0	0
3	85	Village Restaurant, Inc.	0	0	0	0	0	0	0	0	0	0	0	0	0	0
3	52	Visual Creations, Inc.	0	0	0	0	0	0	0	0	0	0	0	0	0	0
2	22	Vital Diagnostics, Inc.	0	0	2	0	0	0	0	0	0	0	0	0	0	0
3	94	Walter M. Dzialo, DDS	0	0	1	0	0	0	0	0	0	0	0	0	0	0
3	85	Walt's Roast Beef	0	0	0	0	0	0	0	0	0	0	0	0	0	0
3	86	Wannamoisset Country Club	0	0	0	0	0	0	0	0	0	0	0	0	0	0
3	26	Wardwell Braiding Machine Company	0	0	0	0	0	0	0	0	0	0	0	0	0	0
3	92	Washing Well Laundromat	0	0	0	0	0	0	0	1	0	0	0	0	0	0
3	97	Water Works Car Wash	0	0	0	0	0	0	0	0	0	0	0	0	0	0
3	85	Wendy's (Cottage Street)	0	0	0	0	0	0	0	2	0	0	0	0	0	0
3	85	Wendy's International, Inc. (Broad)	0	0	0	0	0	0	0	2	0	0	0	0	0	0
3	42	Whittet-Higgins Company	0	0	0	0	0	0	0	0	0	0	0	0	0	0
3	85	Wildflour Bakery Cafe + Juice Bar	0	0	0	0	0	0	0	0	0	0	0	0	0	0
3	94	William B. Chan DMD	0	0	1	0	0	0	0	0	0	0	0	0	0	0
3	94	William Naughton, DDS	0	0	1	0	0	0	0	1	0	0	0	0	0	0
3	96	William W. Tripp Funeral Home, Inc.	0	0	0	0	0	0	0	0	0	0	0	0	0	0
3	81	Xelapan Bakery and Convenience	0	1	2	0	0	0	0	0	0	0	0	0	0	0
3	85	Zaccagnini's Pastry Shoppe	0	0	2	0	0	0	0	0	0	0	0	0	0	0
3	42	Zebra Technologies Corporation	0	0	0	0	0	0	0	0	0	0	0	0	0	0

USER CLASS
(1) Significant - Categorical
(2) Significant - Non-Categorical
(3) Non-Significant

ATTACHMENT VOLUME II

SECTION 9

***USER LATE REPORTS AND
REQUIREMENTS***

USER LATE REPORTS

FIELD'S POINT

**Field's Point
Late Reports - 2013**

Company	Report Type	Location	Month Satisfied	Type	Sample Date	Due Date	Received Date	Days Late
1302 Marketplace	Sampling	Sample Location # 1	March 2013	Grab	5/13/2013	4/30/2013	5/22/2013	22
A & N Jewelry Co., Inc.	Sampling	Sample Location # 1	January 2013	Composite	1/31/2013	2/28/2013	3/12/2013	12
A Stone Greenlawn, LLC	Certification	Zero Discharge Certification	June 2013	Not Applicable	Not Applicable	7/31/2013	8/5/2013	5
Admiral Packaging	Certification	Zero Discharge Certification	September 2013	Not Applicable	Not Applicable	10/31/2013	10/31/2013	0
Advanced Dental Care	Certification	Dental BMP Certification	November 2013	Not Applicable	Not Applicable	12/31/2013	1/14/2014	14
Al-Jac Produce	Sampling	Sample Location # 1	January 2013	Grab	3/6/2013	2/28/2013	3/18/2013	18
Al-Jac Produce	Sampling	Sample Location # 1	April 2013	Grab	6/6/2013	5/31/2013	8/28/2013	89
Al-Jac Produce	Sampling	Sample Location # 1	July 2013	Grab	10/22/2013	8/31/2013	10/31/2013	61
Alviti Link-All, Inc.	Certification	Zero Discharge Certification	January 2013	Not Applicable	Not Applicable	2/28/2013	3/21/2013	21
Alviti Link-All, Inc.	Certification	Zero Discharge Certification	July 2013	Not Applicable	Not Applicable	8/31/2013	9/16/2013	16
Angell Street Dental Associate	Certification	Dental BMP Certification	October 2013	Not Applicable	Not Applicable	11/30/2013	12/9/2013	9
Annex Plating	Certification	Zero Discharge Certification	November 2013	Not Applicable	Not Applicable	12/31/2013	12/31/2013	0
Apex Plating Company, Inc.	Certification	Zero Discharge Certification	January 2013	Not Applicable	Not Applicable	3/2/2013	3/11/2013	9
Apex Plating Company, Inc.	Certification	Zero Discharge Certification	March 2013	Not Applicable	Not Applicable	4/30/2013	5/6/2013	6
Apex Plating Company, Inc.	Certification	Zero Discharge Certification	June 2013	Not Applicable	Not Applicable	7/30/2013	8/15/2013	16
Apex Plating Company, Inc.	Certification	Zero Discharge Certification	August 2013	Not Applicable	Not Applicable	9/30/2013	10/23/2013	23
Apex Plating Company, Inc.	Certification	Zero Discharge Certification	October 2013	Not Applicable	Not Applicable	11/30/2013	12/6/2013	6
Armando and Sons # 2 Inc.	Sampling	Sample Location # 1	June 2013	Grab	8/30/2013	7/31/2013	9/19/2013	50
AS220	Sampling	Sample Location # 1	October 2013	Grab	10/31/2013	11/30/2013	12/6/2013	6
Aspen Dental	Certification	Dental BMP Certification	December 2013	Not Applicable	Not Applicable	1/31/2014	2/10/2014	10
Austin Metal Finishing Inc.	Sampling	Sample Location # 1	April 2013	Grab	5/29/2013	5/31/2013	6/7/2013	7
Austin Metal Finishing Inc.	Sampling	Sample Location # 1	June 2013	Grab	6/6/2013	7/31/2013	8/16/2013	16
Austin Metal Finishing Inc.	pH	Sample Location # 1	April 2013	Not Applicable	Not Applicable	5/30/2013	6/17/2013	18
Austin Metal Finishing Inc.	pH	Sample Location # 1	September 2013	Not Applicable	Not Applicable	10/30/2013	10/31/2013	1
Baffoni's Poultry Farm	Sampling	Sample Location # 1	April 2013	Grab	5/15/2013	5/31/2013	6/21/2013	21
Baffoni's Poultry Farm	Sampling	Sample Location # 1	October 2013	Grab	12/11/2013	11/30/2013	12/31/2013	31
Bagel Express	Sampling	Sample Location # 1	April 2013	Grab	7/19/2013	5/31/2013	9/27/2013	119
Barletta Heavy Division, Inc.	Sampling	Sample Location # 1	October 2013	Grab	10/11/2013	11/30/2013	12/4/2013	4
Barletta Heavy Division, Inc.	Sampling	Sample Location # 4	October 2013	Grab	10/11/2013	11/30/2013	12/4/2013	4
Barletta Heavy Division, Inc.	Sampling	Sample Location # 5	October 2013	Grab	10/1/2013	11/30/2013	12/4/2013	4
Barletta Heavy Division, Inc.	Sampling	Sample Location # 6	October 2013	Grab	10/1/2013	11/30/2013	12/4/2013	4
Barletta Heavy Division, Inc.	Sampling	Sample Location # 7	October 2013	Grab	10/1/2013	11/30/2013	12/4/2013	4
Barletta Heavy Division, Inc.	Sampling	Sample Location # 8	October 2013	Grab	10/1/2013	11/30/2013	12/4/2013	4
Barletta Heavy Division, Inc.	Sampling	Sample Location #11	October 2013	Grab	10/1/2013	11/30/2013	12/4/2013	4
Barletta Heavy Division, Inc.	Sampling	Sample Location #12	October 2013	Grab	10/1/2013	11/30/2013	12/4/2013	4
Barletta Heavy Division, Inc.	Sampling	Sample Location #14	October 2013	Grab	10/1/2013	11/30/2013	12/4/2013	4
Barletta Heavy Division, Inc.	Sampling	Sample Location #17	October 2013	Grab	10/1/2013	11/30/2013	12/4/2013	4
Barletta Heavy Division, Inc.	Sampling	Sample Location #20	October 2013	Grab	10/1/2013	11/30/2013	12/4/2013	4
Barletta Heavy Division, Inc.	Sampling	Sample Location #22	October 2013	Grab	10/1/2013	11/30/2013	12/4/2013	4
Barletta Heavy Division, Inc.	Sampling	Sample Location #23	October 2013	Grab	10/1/2013	11/30/2013	12/4/2013	4
Barletta Heavy Division, Inc.	Sampling	Sample Location #27	October 2013	Grab	10/1/2013	11/30/2013	12/4/2013	4

**Field's Point
Late Reports - 2013**

Company	Report Type	Location	Month Satisfied	Type	Sample Date	Due Date	Received Date	Days Late
Barletta Heavy Division, Inc.	Sampling	Sample Location # 1	November 2013	Grab	11/1/2013	12/31/2013	12/31/2013	0
Barletta Heavy Division, Inc.	Sampling	Sample Location # 4	November 2013	Grab	11/12/2013	12/31/2013	12/31/2013	0
Barletta Heavy Division, Inc.	Sampling	Sample Location # 5	November 2013	Grab	11/1/2013	12/31/2013	12/31/2013	0
Barletta Heavy Division, Inc.	Sampling	Sample Location # 6	November 2013	Grab	11/1/2013	12/31/2013	12/31/2013	0
Barletta Heavy Division, Inc.	Sampling	Sample Location # 7	November 2013	Grab	11/1/2013	12/31/2013	12/31/2013	0
Barletta Heavy Division, Inc.	Sampling	Sample Location # 8	November 2013	Grab	11/1/2013	12/31/2013	12/31/2013	0
Barletta Heavy Division, Inc.	Sampling	Sample Location #11	November 2013	Grab	11/1/2013	12/31/2013	12/31/2013	0
Barletta Heavy Division, Inc.	Sampling	Sample Location #12	November 2013	Grab	11/1/2013	12/31/2013	12/31/2013	0
Barletta Heavy Division, Inc.	Sampling	Sample Location #14	November 2013	Grab	11/1/2013	12/31/2013	12/31/2013	0
Barletta Heavy Division, Inc.	Sampling	Sample Location #17	November 2013	Grab	11/1/2013	12/31/2013	12/31/2013	0
Barletta Heavy Division, Inc.	Sampling	Sample Location #20	November 2013	Grab	11/1/2013	12/31/2013	12/31/2013	0
Barletta Heavy Division, Inc.	Sampling	Sample Location #22	November 2013	Grab	11/1/2013	12/31/2013	12/31/2013	0
Barletta Heavy Division, Inc.	Sampling	Sample Location #23	November 2013	Grab	11/1/2013	12/31/2013	12/31/2013	0
Barletta Heavy Division, Inc.	Sampling	Sample Location #27	November 2013	Grab	11/1/2013	12/31/2013	12/31/2013	0
Barletta Heavy Division, Inc.	Report	Discharge Summary Report	October 2013	Not Applicable	Not Applicable	11/30/2013	12/4/2013	4
Barletta Heavy Division, Inc.	Report	Discharge Summary Report	November 2013	Not Applicable	Not Applicable	12/30/2013	12/31/2013	1
Bella Jewelry	Certification	Zero Discharge Certification	May 2013	Not Applicable	Not Applicable	6/30/2013	7/29/2013	29
Bella Jewelry	Certification	Zero Discharge Certification	November 2013	Not Applicable	Not Applicable	12/31/2013	1/30/2014	30
Bj's Wholesale Club	Sampling	Sample Location # 1	January 2013	Grab	5/17/2013	2/28/2013	6/14/2013	106
Bj's Wholesale Club	Sampling	Sample Location # 1	January 2013	Grab	5/24/2013	2/28/2013	6/14/2013	106
Bj's Wholesale Club	Sampling	Sample Location # 1	January 2013	Grab	5/31/2013	2/28/2013	6/14/2013	106
Bj's Wholesale Club	Sampling	Sample Location # 1	March 2013	Grab	3/28/2013	4/30/2013	5/24/2013	24
Borrelli's Bakery	Sampling	Sample Location # 1	April 2013	Grab	6/7/2013	5/31/2013	8/2/2013	63
Borrelli's Bakery	Sampling	Sample Location # 1	October 2013	Grab	12/3/2013	11/30/2013	12/19/2013	19
Bread Unlimited, LLC	Sampling	Sample Location # 1	May 2013	Grab	7/12/2013	6/30/2013	7/25/2013	25
Bread Unlimited, LLC	Sampling	Sample Location # 1	November 2013	Grab	1/8/2014	12/31/2013	1/15/2014	15
Brittany Motors	Sampling	Sample Location # 1	February 2013	Grab	2/5/2013	3/31/2013	4/2/2013	2
Brown University-Remediation Project	Sampling	Sample Location # 1	April 2013	Composite	4/11/2013	5/31/2013	5/31/2013	0
Brown University-Remediation Project	Sampling	Sample Location # 1	June 2013	Composite	6/10/2013	7/31/2013	8/2/2013	2
Butler Hospital	Sampling	Sample Location #2	April 2013	Grab	6/7/2013	5/31/2013	6/12/2013	12
C.B. Utility Co., Inc.	Sampling	Sample Location # 1	January 2013	Grab	3/8/2013	2/28/2013	3/8/2013	8
Cal's Corner Restaurant	Sampling	Sample Location # 1	May 2013	Grab	5/29/2013	6/30/2013	7/2/2013	2
Cal's Corner Restaurant	Sampling	Sample Location # 1	November 2013	Grab	11/27/2013	12/31/2013	1/2/2014	2
Carcieri's Market	Sampling	Sample Location # 1	April 2013	Grab	7/19/2013	5/31/2013	8/7/2013	68
Cardi Corporation	Sampling	Sample Location # 1	January 2013	Grab	3/13/2013	2/28/2013	3/13/2013	13
Cardi Corporation	Report	Discharge Summary Report	January 2013	Not Applicable	Not Applicable	3/2/2013	3/13/2013	11
Cathedral Art Metal Co., Inc.	Sampling	Sample Location # 1	April 2013	Grab	5/9/2013	5/31/2013	6/11/2013	11
Certified Disaster Restoration	pH	Sample Location # 1	July 2013	Not Applicable	Not Applicable	8/30/2013	9/23/2013	24
Certified Disaster Restoration	pH	Sample Location # 1	October 2013	Not Applicable	Not Applicable	11/30/2013	12/10/2013	10
Ciao Italia Bakery, Inc.	Sampling	Sample Location # 1	April 2013	Grab	11/13/2013	5/31/2013	1/9/2014	223
Cibao Supermarket	Sampling	Sample Location # 1	April 2013	Grab	6/13/2013	5/31/2013	7/8/2013	38

**Field's Point
Late Reports - 2013**

Company	Report Type	Location	Month Satisfied	Type	Sample Date	Due Date	Received Date	Days Late
Cibao Supermarket	Sampling	Sample Location # 1	October 2013	Grab	12/13/2013	11/30/2013	1/6/2014	37
Comfort Dental	Certification	Dental BMP Certification	April 2013	Not Applicable	Not Applicable	5/31/2013	6/11/2013	11
Community College of RI	Sampling	Sample Location #3	January 2013	Grab	3/5/2013	2/28/2013	3/13/2013	13
Community College of RI	Sampling	Sample Location #2	April 2013	Grab	4/23/2013	5/31/2013	6/25/2013	25
Craig Van Dongen, DDS	Certification	Dental BMP Certification	September 2013	Not Applicable	Not Applicable	10/31/2013	11/5/2013	5
David I. Konicov, D.D.S.	Certification	Dental BMP Certification	March 2013	Not Applicable	Not Applicable	4/30/2013	5/6/2013	6
Davies Technical School	Sampling	Sample Location # 1	October 2013	Grab	12/12/2013	11/30/2013	12/16/2013	16
Dent Plus Dental Center	Sampling	Sample Location # 1	April 2013	Grab	4/16/2013	5/31/2013	11/19/2013	172
Dental Associates of RI	Sampling	Sample Location # 1	August 2013	Grab	8/31/2013	9/30/2013	11/13/2013	44
Dental Associates of RI	Certification	Dental BMP Certification	August 2013	Not Applicable	Not Applicable	9/30/2013	11/13/2013	44
DiFruscia Industries, Inc.	pH	Sample Location # 1	October 2013	Not Applicable	Not Applicable	11/30/2013	12/2/2013	2
Doctor Suds	Sampling	Sample Location # 1	October 2013	Grab	1/6/2014	11/30/2013	1/15/2014	46
Drs. Mansolillo Dental	Certification	Dental BMP Certification	April 2013	Not Applicable	Not Applicable	5/31/2013	6/12/2013	12
Drs. Rubinstein & Ducoff, Inc.	Certification	Dental BMP Certification	October 2013	Not Applicable	Not Applicable	11/30/2013	12/13/2013	13
Drs. Votolato and Pazienza	Certification	Dental BMP Certification	September 2013	Not Applicable	Not Applicable	10/31/2013	11/8/2013	8
E&M Enterprises, LTD	pH	Sample Location # 1	May 2013	Not Applicable	Not Applicable	6/30/2013	7/9/2013	9
E&M Enterprises, LTD	pH	Sample Location # 1	August 2013	Not Applicable	Not Applicable	9/30/2013	10/1/2013	1
E&M Enterprises, LTD	pH	Sample Location # 1	November 2013	Not Applicable	Not Applicable	12/30/2013	1/6/2014	7
Eagle Laundry Inc.	Sampling	Sample Location # 1	November 2013	Composite	12/20/2013	12/31/2013	12/31/2013	0
East Coast Screen Printing	Sampling	Sample Location # 1	April 2013	Composite	6/14/2013	5/31/2013	6/21/2013	21
East Coast Screen Printing	Sampling	Sample Location # 1	October 2013	Grab	12/5/2013	11/30/2013	12/11/2013	11
East Side Periodontics, Ltd.	Sampling	Sample Location # 1	October 2013	Grab	12/9/2013	11/30/2013	12/10/2013	10
Eastern Screw Company	pH	Sample Location # 1	January 2013	Not Applicable	Not Applicable	3/2/2013	3/8/2013	6
Eastern Screw Company	pH	Sample Location # 1	March 2013	Not Applicable	Not Applicable	4/30/2013	5/6/2013	6
Eastern Screw Company	pH	Sample Location # 1	August 2013	Not Applicable	Not Applicable	9/30/2013	10/11/2013	11
Eastern Screw Company	pH	Sample Location # 1	October 2013	Not Applicable	Not Applicable	11/30/2013	12/5/2013	5
El Quiche Bakery	Sampling	Sample Location # 1	April 2013	Grab	8/21/2013	5/31/2013	9/18/2013	110
El Quiche Bakery	Sampling	Sample Location # 1	October 2013	Grab	12/13/2013	11/30/2013	12/30/2013	30
Elmhurst Extended Care	Sampling	Sample Location # 1	June 2013	Grab	6/19/2013	7/31/2013	8/1/2013	1
Elmhurst Extended Care	Sampling	Sample Location # 1	August 2013	Grab	8/1/2013	9/30/2013	10/4/2013	4
Epoch on Blackstone Boulevard, LLC	Sampling	Sample Location # 2	July 2013	Grab	7/9/2013	8/31/2013	9/18/2013	18
Epoch on Blackstone Boulevard, LLC	Sampling	Sample Location # 2	October 2013	Grab	10/7/2013	11/30/2013	12/16/2013	16
Evans Plating Corporation (N.P.)	Sampling	Sample Location # 1	February 2013	Composite	2/27/2013	3/31/2013	4/4/2013	4
Evans Plating Corporation (N.P.)	Sampling	Sample Location # 1	April 2013	Composite	4/25/2013	5/31/2013	6/3/2013	3
Evans Plating Corporation (N.P.)	Sampling	Sample Location # 1	December 2013	Composite	12/9/2013	1/31/2014	2/3/2014	3
Evans Plating Corporation (N.P.)	pH	Sample Location # 1	January 2013	Not Applicable	Not Applicable	3/2/2013	3/4/2013	2
Evans Plating Corporation (N.P.)	pH	Sample Location # 1	February 2013	Not Applicable	Not Applicable	3/30/2013	4/4/2013	5
Evans Plating Corporation (N.P.)	pH	Sample Location # 1	April 2013	Not Applicable	Not Applicable	5/30/2013	6/3/2013	4
Fed-Rick Veal Company	Sampling	Sample Location # 1	April 2013	Grab	6/26/2013	5/31/2013	7/22/2013	52
Galvanique (Johnston)	Certification	Zero Discharge Certification	February 2013	Not Applicable	Not Applicable	3/30/2013	4/5/2013	6
Galvanique (Johnston)	Certification	Zero Discharge Certification	April 2013	Not Applicable	Not Applicable	5/30/2013	6/11/2013	12

**Field's Point
Late Reports - 2013**

Company	Report Type	Location	Month Satisfied	Type	Sample Date	Due Date	Received Date	Days Late
Galvanique (Johnston)	Certification	Zero Discharge Certification	June 2013	Not Applicable	Not Applicable	7/30/2013	8/5/2013	6
Galvanique (Johnston)	Certification	Zero Discharge Certification	July 2013	Not Applicable	Not Applicable	8/30/2013	9/11/2013	12
Galvanique (Johnston)	Certification	Zero Discharge Certification	September 2013	Not Applicable	Not Applicable	10/30/2013	11/12/2013	13
Galvanique (Johnston)	Certification	Zero Discharge Certification	November 2013	Not Applicable	Not Applicable	12/30/2013	1/8/2014	9
Genesis Marketing Group - Warren Avenue	Certification	Zero Discharge Certification	June 2013	Not Applicable	Not Applicable	7/31/2013	8/8/2013	8
Gothic Pewter LLC	pH	Sample Location # 1	July 2013	Not Applicable	Not Applicable	8/30/2013	9/12/2013	13
Gourmet Heaven	Sampling	Sample Location # 1	July 2013	Grab	9/12/2013	8/31/2013	9/24/2013	24
Gourmet Heaven	Sampling	Sample Location # 1	October 2013	Grab	11/26/2013	11/30/2013	12/6/2013	6
Gourmet Heaven - Meeting	Sampling	Sample Location # 1	October 2013	Grab	1/17/2014	11/30/2013	2/6/2014	68
Guatepan Bakery	Sampling	Sample Location # 1	April 2013	Grab	6/26/2013	5/31/2013	7/5/2013	35
H & M Industries, LLC.	pH	Sample Location # 1	January 2013	Not Applicable	Not Applicable	3/2/2013	3/14/2013	12
H & M Industries, LLC.	pH	Sample Location # 1	March 2013	Not Applicable	Not Applicable	4/30/2013	6/6/2013	37
H & M Industries, LLC.	pH	Sample Location # 1	April 2013	Not Applicable	Not Applicable	5/30/2013	6/6/2013	7
H&S Management, LLC	Sampling	Sample Location # 1	September 2013	Grab	11/21/2013	10/31/2013	12/6/2013	36
Hasbro	Sampling	Sample Location # 2	July 2013	Grab	9/13/2013	8/31/2013	9/20/2013	20
Herff Jones, Inc.	pH	Sample Location # 1	July 2013	Not Applicable	Not Applicable	8/30/2013	9/3/2013	4
Hudson Liquid Asphalts, Inc.	Sampling	Sample Location # 1	July 2013	Grab	9/10/2013	8/31/2013	9/19/2013	19
Ideal Plating & Polishing Co., Inc.	pH	Sample Location # 1	March 2013	Not Applicable	Not Applicable	4/30/2013	5/6/2013	6
Ideal Plating & Polishing Co., Inc.	pH	Sample Location # 1	November 2013	Not Applicable	Not Applicable	12/30/2013	1/6/2014	7
Imperial Tile & Marble Works Inc.	Sampling	Sample Location # 1	January 2013	Grab	3/15/2013	2/28/2013	3/27/2013	27
Imperial Tile & Marble Works Inc.	Sampling	Sample Location # 1	April 2013	Grab	6/18/2013	5/31/2013	6/27/2013	27
Imperial Tile & Marble Works Inc.	Sampling	Sample Location # 1	July 2013	Grab	9/15/2013	8/31/2013	9/25/2013	25
Imperial Tile & Marble Works Inc.	Sampling	Sample Location # 1	October 2013	Grab	12/6/2013	11/30/2013	12/16/2013	16
International Etching, Inc.	pH	Sample Location # 1	May 2013	Not Applicable	Not Applicable	6/30/2013	7/1/2013	1
International Insignia Corporation	pH	Sample Location # 1	April 2013	Not Applicable	Not Applicable	5/30/2013	5/31/2013	1
International Insignia Corporation	pH	Sample Location # 1	December 2013	Not Applicable	Not Applicable	1/30/2014	1/31/2014	1
Istanbul Gourmet Market, LLC	Sampling	Sample Location # 1	October 2013	Grab	12/9/2013	11/30/2013	12/18/2013	18
Item Holding LLC	pH	Sample Location # 2	February 2013	Not Applicable	Not Applicable	3/30/2013	4/11/2013	12
J. Joy's Sugar Shack	Sampling	Sample Location # 1	March 2013	Grab	1/23/2014	4/30/2013	1/23/2014	268
J. Joy's Sugar Shack	Sampling	Sample Location # 1	September 2013	Grab	1/23/2014	10/31/2013	1/23/2014	84
Jacob Werba	Sampling	Sample Location # 1	April 2013	Grab	6/19/2013	5/31/2013	6/19/2013	19
Jacob Werba	Certification	Dental BMP Certification	April 2013	Not Applicable	Not Applicable	5/31/2013	7/25/2013	55
JB Foley Printing Co., Inc	Sampling	Sample Location # 1	April 2013	Grab	7/1/2013	5/31/2013	7/17/2013	47
JC Gorham Co.	Certification	Zero Discharge Certification	January 2013	Not Applicable	Not Applicable	3/2/2013	3/12/2013	10
JC Gorham Co.	Certification	Zero Discharge Certification	August 2013	Not Applicable	Not Applicable	9/30/2013	10/16/2013	16
JC Gorham Co.	Certification	Zero Discharge Certification	October 2013	Not Applicable	Not Applicable	11/30/2013	1/27/2014	58
JC Gorham Co.	Certification	Zero Discharge Certification	November 2013	Not Applicable	Not Applicable	12/30/2013	1/15/2014	16
Jeanette's Bakery	Sampling	Sample Location # 1	October 2013	Grab	10/31/2013	11/30/2013	12/5/2013	5
John Rocchio Corp.	Sampling	Sample Location # 1	January 2013	Grab	3/7/2013	2/28/2013	3/7/2013	7
John Rocchio Corp.	Sampling	Sample Location #19	January 2013	Grab	3/7/2013	2/28/2013	3/7/2013	7
John Rocchio Corp.	Sampling	Sample Location #20	January 2013	Grab	3/7/2013	2/28/2013	3/7/2013	7

**Field's Point
Late Reports - 2013**

Company	Report Type	Location	Month Satisfied	Type	Sample Date	Due Date	Received Date	Days Late
John Rocchio Corp.	Sampling	Sample Location # 1	April 2013	Grab	6/12/2013	5/31/2013	6/12/2013	12
John Rocchio Corp.	Sampling	Sample Location #19	April 2013	Grab	6/12/2013	5/31/2013	6/12/2013	12
John Rocchio Corp.	Sampling	Sample Location #20	April 2013	Grab	6/12/2013	5/31/2013	6/12/2013	12
John Rocchio Corp.	Sampling	Sample Location # 1	August 2013	Grab	10/3/2013	9/30/2013	10/3/2013	3
John Rocchio Corp.	Sampling	Sample Location #19	August 2013	Grab	10/3/2013	9/30/2013	10/3/2013	3
John Rocchio Corp.	Sampling	Sample Location #20	August 2013	Grab	10/3/2013	9/30/2013	10/3/2013	3
John Rocchio Corp. (303.07C South)	Report	Discharge Summary Report	August 2013	Not Applicable	Not Applicable	9/30/2013	10/3/2013	3
Josef Creations	Sampling	Sample Location # 1	May 2013	Grab	6/24/2013	6/30/2013	7/15/2013	15
JRB Associates Inc.	pH	Sample Location # 1	September 2013	Not Applicable	Not Applicable	10/30/2013	11/4/2013	5
Kami Cakes	Sampling	Sample Location # 1	October 2013	Grab	10/31/2013	11/30/2013	12/19/2013	19
KB Surfaces	Certification	Zero Discharge Certification	June 2013	Not Applicable	Not Applicable	7/31/2013	8/9/2013	9
Kelly's Car Wash, Inc.	Sampling	Sample Location # 1	April 2013	Grab	4/25/2013	5/31/2013	6/7/2013	7
Kelly's Car Wash, Inc.	Sampling	Sample Location # 1	August 2013	Grab	8/21/2013	9/30/2013	10/7/2013	7
Kirks Folly	Sampling	Sample Location # 1	January 2013	Grab	3/1/2013	2/28/2013	3/4/2013	4
Kirks Folly	Sampling	Sample Location # 1	April 2013	Grab	6/7/2013	5/31/2013	6/7/2013	7
Kirks Folly	Sampling	Sample Location # 1	August 2013	Grab	8/30/2013	9/30/2013	10/8/2013	8
Kirks Folly	Sampling	Sample Location # 1	September 2013	Grab	9/1/2013	10/31/2013	11/4/2013	4
Kirks Folly	pH	Sample Location # 1	January 2013	Not Applicable	Not Applicable	3/2/2013	3/4/2013	2
Kirks Folly	pH	Sample Location # 1	April 2013	Not Applicable	Not Applicable	5/30/2013	6/7/2013	8
Kirks Folly	pH	Sample Location # 1	August 2013	Not Applicable	Not Applicable	9/30/2013	10/8/2013	8
Kirks Folly	pH	Sample Location # 1	September 2013	Not Applicable	Not Applicable	10/30/2013	11/4/2013	5
Lawrence Page, DMD, Inc.	Certification	Dental BMP Certification	April 2013	Not Applicable	Not Applicable	5/31/2013	6/8/2013	8
Lee's Manufacturing	Sampling	Sample Location # 1	April 2013	Composite	5/16/2013	5/31/2013	6/3/2013	3
Lee's Manufacturing	Sampling	Sample Location # 1	October 2013	Composite	12/9/2013	11/30/2013	12/18/2013	18
Lee's Manufacturing	pH	Sample Location # 1	May 2013	Not Applicable	Not Applicable	6/30/2013	7/31/2013	31
Lee's Manufacturing	pH	Sample Location # 1	July 2013	Not Applicable	Not Applicable	8/30/2013	9/23/2013	24
Lee's Manufacturing	pH	Sample Location # 1	November 2013	Not Applicable	Not Applicable	12/30/2013	1/7/2014	8
L'Image, Inc.	Sampling	Sample Location # 1	June 2013	Grab	8/20/2013	7/31/2013	8/20/2013	20
Lynn's Dolce E Pane	Sampling	Sample Location # 1	February 2013	Grab	7/8/2013	3/31/2013	8/9/2013	131
Magic Gas & Carwash, Inc.	Sampling	Sample Location # 1	July 2013	Grab	9/16/2013	8/31/2013	9/17/2013	17
Mark Precision, Inc.	Certification	Zero Discharge Certification	June 2013	Not Applicable	Not Applicable	7/31/2013	8/19/2013	19
Markos Automotive	Sampling	Sample Location # 1	January 2013	Grab	3/26/2013	2/28/2013	4/10/2013	41
Markos Automotive	Sampling	Sample Location # 1	July 2013	Grab	9/24/2013	8/31/2013	10/8/2013	38
Martin S. Hanoian, DMD, Ltd.	Certification	Dental BMP Certification	October 2013	Not Applicable	Not Applicable	11/30/2013	12/16/2013	16
Maya Bakery	Sampling	Sample Location # 1	October 2013	Grab	12/19/2013	11/30/2013	1/9/2014	40
Mekong Market	Sampling	Sample Location # 1	July 2013	Grab	9/13/2013	8/31/2013	9/25/2013	25
Mi Quisqueya Meat Market	Sampling	Sample Location # 1	May 2013	Grab	5/1/2013	6/30/2013	11/27/2013	150
Michael A. Barry, DMD, Inc.	Certification	Dental BMP Certification	April 2013	Not Applicable	Not Applicable	5/31/2013	6/7/2013	7
Mineral Spring Holdings, LLC	Sampling	Sample Location # 1	January 2013	Grab	5/21/2013	2/28/2013	11/1/2013	246
Mineral Spring Holdings, LLC	Sampling	Sample Location # 1	July 2013	Grab	8/1/2013	8/31/2013	11/1/2013	62
Monarch Metal Finishing Co., Inc.	Sampling	Sample Location # 1	December 2013	Composite	12/17/2013	1/31/2014	1/31/2014	0

**Field's Point
Late Reports - 2013**

Company	Report Type	Location	Month Satisfied	Type	Sample Date	Due Date	Received Date	Days Late
Monarch Metal Finishing Co., Inc.	Sampling	Sample Location # 1	December 2013	Composite	12/18/2013	1/31/2014	1/31/2014	0
Monarch Metal Finishing Co., Inc.	Sampling	Sample Location # 1	December 2013	Composite	12/19/2013	1/31/2014	1/31/2014	0
Monarch Metal Finishing Co., Inc.	Sampling	Sample Location # 1	December 2013	Composite	12/20/2013	1/31/2014	1/31/2014	0
Monarch Metal Finishing Co., Inc.	Sampling	Sample Location # 2	December 2013	Grab	12/29/2013	1/31/2014	1/31/2014	0
Monarch Metal Finishing Co., Inc.	pH	Sample Location # 1	December 2013	Not Applicable	Not Applicable	1/30/2014	1/31/2014	1
Monarch Metal Finishing, Inc.	Sampling	Sample Location # 1	August 2013	Composite	8/7/2013	9/30/2013	10/24/2013	24
Morvillo & Sons, Inc	Certification	Zero Discharge Certification	February 2013	Not Applicable	Not Applicable	3/30/2013	4/8/2013	9
Morvillo & Sons, Inc	Certification	Zero Discharge Certification	May 2013	Not Applicable	Not Applicable	6/30/2013	7/17/2013	17
Morvillo & Sons, Inc	Certification	Zero Discharge Certification	August 2013	Not Applicable	Not Applicable	9/30/2013	10/8/2013	8
Morvillo & Sons, Inc	Certification	Zero Discharge Certification	November 2013	Not Applicable	Not Applicable	12/30/2013	1/9/2014	10
Moses Brown School	Sampling	Sample Location # 1	April 2013	Grab	4/18/2013	5/31/2013	6/3/2013	3
Moses Brown School	Sampling	Sample Location # 2	April 2013	Grab	4/18/2013	5/31/2013	6/3/2013	3
Moses Brown School	Sampling	Sample Location # 3	April 2013	Grab	4/5/2013	5/31/2013	6/3/2013	3
Moses Brown School	Sampling	Sample Location # 1	October 2013	Grab	10/29/2013	11/30/2013	12/6/2013	6
Moses Brown School	Sampling	Sample Location # 2	October 2013	Grab	10/31/2013	11/30/2013	12/6/2013	6
Mutual Metals/Mutual Cornell	pH	Sample Location # 1	February 2013	Not Applicable	Not Applicable	3/30/2013	4/25/2013	26
Mutual Metals/Mutual Cornell	pH	Sample Location # 1	May 2013	Not Applicable	Not Applicable	6/30/2013	7/29/2013	29
Mutual Metals/Mutual Cornell	pH	Sample Location # 1	July 2013	Not Applicable	Not Applicable	8/30/2013	9/23/2013	24
Mutual Metals/Mutual Cornell	pH	Sample Location # 1	October 2013	Not Applicable	Not Applicable	11/30/2013	12/23/2013	23
NNC of Rhode Island, Inc.	Sampling	Sample Location # 1	July 2013	Composite	7/30/2013	8/31/2013	9/13/2013	13
NNC of Rhode Island, Inc.	Sampling	Sample Location # 1	January 2013	Grab	1/31/2013	2/28/2013	3/6/2013	6
Norman Brice Seggel	Certification	Dental BMP Certification	December 2013	Not Applicable	Not Applicable	1/31/2014	1/31/2014	0
North Providence Dental Associates	Certification	Dental BMP Certification	June 2013	Not Applicable	Not Applicable	7/31/2013	8/2/2013	2
Northeast Remsco Construction, Inc.	Sampling	Sample Location # 6	August 2013	Grab	10/2/2013	9/30/2013	10/2/2013	2
Nueva San Salvador Bakery, Inc.	Sampling	Sample Location # 1	January 2013	Grab	3/28/2013	2/28/2013	4/19/2013	50
Nueva San Salvador Bakery, Inc.	Sampling	Sample Location # 1	July 2013	Grab	10/7/2013	8/31/2013	10/23/2013	53
Olga Frey, D.M.D.	Certification	Dental BMP Certification	April 2013	Not Applicable	Not Applicable	5/31/2013	6/6/2013	6
P & D Incorporated	Sampling	Sample Location # 1	June 2013	Grab	7/31/2013	7/31/2013	7/31/2013	0
Panaderia El Paisano	Sampling	Sample Location # 1	January 2013	Grab	1/30/2013	2/28/2013	3/5/2013	5
Panaderia El Paisano	Sampling	Sample Location # 2	April 2013	Grab	4/29/2013	5/31/2013	6/18/2013	18
Panaderia El Paisano	Sampling	Sample Location # 1	July 2013	Grab	9/16/2013	8/31/2013	11/6/2013	67
Panaderia El Paisano	Sampling	Sample Location # 2	October 2013	Grab	11/7/2013	11/30/2013	1/8/2014	39
Panaderia El Quetzal, Inc.	Sampling	Sample Location # 1	October 2013	Grab	1/23/2014	11/30/2013	2/6/2014	68
Pandora's Products OOB	Sampling	Sample Location # 1	July 2013	Grab	7/31/2013	8/31/2013	10/9/2013	39
Paolucci Family Dentist	Certification	Dental BMP Certification	October 2013	Not Applicable	Not Applicable	11/30/2013	12/9/2013	9
Perel & Bilder, Inc.	Certification	Dental BMP Certification	November 2013	Not Applicable	Not Applicable	12/31/2013	1/7/2014	7
Pescatore's Seafood, Inc.	Sampling	Sample Location # 1	April 2013	Grab	6/18/2013	5/31/2013	7/2/2013	32
Philip Barr, DDS	Sampling	Sample Location # 1	April 2013	Grab	8/5/2013	5/31/2013	8/13/2013	74
Philip Barr, DDS	Sampling	Sample Location # 1	October 2013	Grab	11/20/2013	11/30/2013	12/19/2013	19
Philip Barr, DDS	Sampling	Sample Location # 1	October 2013	Grab	12/18/2013	11/30/2013	1/6/2014	37
Philip Barr, DDS	Sampling	Sample Location # 1	October 2013	Grab	1/6/2014	11/30/2013	1/24/2014	55

**Field's Point
Late Reports - 2013**

Company	Report Type	Location	Month Satisfied	Type	Sample Date	Due Date	Received Date	Days Late
Philip Barr, DDS	Sampling	Sample Location # 1	October 2013	Grab	1/28/2014	11/30/2013	2/4/2014	66
Portion Meat Associates, Inc.	Sampling	Sample Location # 1	March 2013	Grab	5/6/2013	4/30/2013	5/22/2013	22
Precision Industries, Inc.	Certification	Zero Discharge Certification	January 2013	Not Applicable	Not Applicable	3/2/2013	3/6/2013	4
Precision Industries, Inc.	Certification	Zero Discharge Certification	February 2013	Not Applicable	Not Applicable	3/30/2013	5/6/2013	37
Precision Industries, Inc.	Certification	Zero Discharge Certification	March 2013	Not Applicable	Not Applicable	4/30/2013	5/13/2013	13
Precision Industries, Inc.	Certification	Zero Discharge Certification	April 2013	Not Applicable	Not Applicable	5/30/2013	6/17/2013	18
Precision Industries, Inc.	Certification	Zero Discharge Certification	May 2013	Not Applicable	Not Applicable	6/30/2013	7/23/2013	23
Precision Industries, Inc.	Certification	Zero Discharge Certification	June 2013	Not Applicable	Not Applicable	7/30/2013	8/19/2013	20
Precision Industries, Inc.	Certification	Zero Discharge Certification	July 2013	Not Applicable	Not Applicable	8/30/2013	10/17/2013	48
Precision Industries, Inc.	Certification	Zero Discharge Certification	August 2013	Not Applicable	Not Applicable	9/30/2013	10/10/2013	10
Precision Industries, Inc.	Certification	Zero Discharge Certification	September 2013	Not Applicable	Not Applicable	10/30/2013	11/14/2013	15
Precision Industries, Inc.	Certification	Zero Discharge Certification	October 2013	Not Applicable	Not Applicable	11/30/2013	12/23/2013	23
Precision Industries, Inc.	Certification	Zero Discharge Certification	November 2013	Not Applicable	Not Applicable	12/30/2013	1/14/2014	15
Precision Industries, Inc.	Certification	Zero Discharge Certification	December 2013	Not Applicable	Not Applicable	1/30/2014	2/10/2014	11
Prince Enameling Company, Inc.	Certification	Zero Discharge Certification	June 2013	Not Applicable	Not Applicable	7/31/2013	8/2/2013	2
Prosthodontics	Certification	Dental BMP Certification	April 2013	Not Applicable	Not Applicable	5/31/2013	6/21/2013	21
Providence Electroplating Works	Certification	Zero Discharge Certification	April 2013	Not Applicable	Not Applicable	5/30/2013	6/13/2013	14
Providence Electroplating Works	Certification	Zero Discharge Certification	June 2013	Not Applicable	Not Applicable	7/30/2013	8/19/2013	20
Providence Electroplating Works	Certification	Zero Discharge Certification	July 2013	Not Applicable	Not Applicable	8/30/2013	9/23/2013	24
Providence Electroplating Works	Certification	Zero Discharge Certification	September 2013	Not Applicable	Not Applicable	10/30/2013	11/8/2013	9
Providence Electroplating Works	Certification	Zero Discharge Certification	December 2013	Not Applicable	Not Applicable	1/30/2014	2/10/2014	11
Providence Specialty Products	Sampling	Sample Location # 2	January 2013	Composite	1/18/2013	2/28/2013	3/22/2013	22
Providence Specialty Products	Sampling	Sample Location # 2	May 2013	Composite	5/16/2013	6/30/2013	7/8/2013	8
Providence Specialty Products	Sampling	Sample Location # 2	May 2013	Composite	5/23/2013	6/30/2013	7/8/2013	8
Providence Specialty Products	Sampling	Sample Location # 2	May 2013	Composite	5/30/2013	6/30/2013	7/8/2013	8
Providence Specialty Products	pH	Sample Location # 1	January 2013	Not Applicable	Not Applicable	3/2/2013	3/7/2013	5
Providence Specialty Products	pH	Sample Location # 2	January 2013	Not Applicable	Not Applicable	3/2/2013	3/7/2013	5
Providence Specialty Products	pH	Sample Location # 1	May 2013	Not Applicable	Not Applicable	6/30/2013	7/1/2013	1
Providence Specialty Products	pH	Sample Location # 2	May 2013	Not Applicable	Not Applicable	6/30/2013	7/1/2013	1
Providence Specialty Products	pH	Sample Location # 1	July 2013	Not Applicable	Not Applicable	8/30/2013	9/3/2013	4
Providence Specialty Products	pH	Sample Location # 2	July 2013	Not Applicable	Not Applicable	8/30/2013	9/3/2013	4
Providence Specialty Products	pH	Sample Location # 1	October 2013	Not Applicable	Not Applicable	11/30/2013	12/17/2013	17
Providence Specialty Products	pH	Sample Location # 2	October 2013	Not Applicable	Not Applicable	11/30/2013	12/17/2013	17
Quality Beef Co., Inc.	Sampling	Sample Location # 1	June 2013	Grab	8/6/2013	7/31/2013	8/21/2013	21
Quality Beef Co., Inc.	Sampling	Sample Location # 2	June 2013	Grab	8/6/2013	7/31/2013	8/21/2013	21
Quality Seafood	Sampling	Sample Location # 1	April 2013	Grab	4/12/2013	5/31/2013	6/6/2013	6
Quality Seafood	Sampling	Sample Location # 1	October 2013	Grab	12/17/2013	11/30/2013	12/31/2013	31
Quality Spraying Technologies	Sampling	Sample Location # 1	January 2013	Grab	3/7/2013	2/28/2013	3/20/2013	20
Quality Spraying Technologies	Sampling	Sample Location # 2	January 2013	Grab	3/7/2013	2/28/2013	3/20/2013	20
Quality Spraying Technologies	pH	Sample Location # 1	May 2013	Not Applicable	Not Applicable	6/30/2013	7/16/2013	16
R. E. Sturdy Company, Inc.	Sampling	Sample Location #2	February 2013	Grab	4/25/2013	3/31/2013	4/25/2013	25

**Field's Point
Late Reports - 2013**

Company	Report Type	Location	Month Satisfied	Type	Sample Date	Due Date	Received Date	Days Late
R. E. Sturdy Company, Inc.	pH	Sample Location # 1	February 2013	Not Applicable	Not Applicable	3/30/2013	4/8/2013	9
R. E. Sturdy Company, Inc.	pH	Sample Location # 1	August 2013	Not Applicable	Not Applicable	9/30/2013	10/9/2013	9
R. E. Sturdy Company, Inc.	pH	Sample Location # 1	October 2013	Not Applicable	Not Applicable	11/30/2013	12/11/2013	11
R.I. Beef & Veal, Incorporated	Sampling	Sample Location # 1	April 2013	Grab	5/29/2013	5/31/2013	6/12/2013	12
R.I. Beef & Veal, Incorporated	Sampling	Sample Location # 1	October 2013	Grab	12/4/2013	11/30/2013	12/13/2013	13
R.I.P.T.A. - Chaffee Building	Sampling	Sample Location # 1	July 2013	Grab	8/26/2013	8/31/2013	9/17/2013	17
R.I.P.T.A. - Chaffee Building	Sampling	Sample Location # 1	October 2013	Grab	11/25/2013	11/30/2013	12/12/2013	12
R.I.P.T.A. - Para-Transit Facility	Sampling	Sample Location # 1	July 2013	Grab	8/26/2013	8/31/2013	9/17/2013	17
R.I.P.T.A. - Para-Transit Facility	Sampling	Sample Location # 1	October 2013	Grab	11/25/2013	11/30/2013	12/12/2013	12
R.I.P.T.A.-New Bus Facility	Sampling	Sample Location # 1	July 2013	Grab	8/26/2013	8/31/2013	9/17/2013	17
R.I.P.T.A.-New Bus Facility	Sampling	Sample Location # 1	October 2013	Grab	11/25/2013	11/30/2013	12/12/2013	12
R.I.P.T.A.-New Bus Facility	Sampling	Sample Location # 2	October 2013	Grab	11/25/2013	11/30/2013	12/12/2013	12
Reyes Food Market	Sampling	Sample Location # 1	July 2013	Grab	10/12/2013	8/31/2013	10/23/2013	53
Reyes Food Market	Sampling	Sample Location # 1	October 2013	Grab	12/4/2013	11/30/2013	1/27/2014	58
Rhode Island Chemical Corporation	Certification	Zero Discharge Certification	May 2013	Not Applicable	Not Applicable	6/30/2013	7/15/2013	15
Rhode Island Chemical Corporation	Certification	Zero Discharge Certification	November 2013	Not Applicable	Not Applicable	12/30/2013	1/10/2014	11
Rhode Island College - Connection 2	Sampling	Sample Location # 5	February 2013	Grab	4/4/2013	3/31/2013	4/4/2013	4
Rhode Island College - Connection 2	Sampling	Sample Location # 5	April 2013	Grab	6/21/2013	5/31/2013	6/21/2013	21
Rhode Island College - Connection 2	Sampling	Sample Location # 5	June 2013	Grab	8/26/2013	7/31/2013	8/27/2013	27
Rhode Island College - Connection 2	Sampling	Sample Location # 5	August 2013	Grab	10/4/2013	9/30/2013	10/4/2013	4
Rhode Island College - Connection 2	Sampling	Sample Location # 1	October 2013	Grab	12/5/2013	11/30/2013	12/20/2013	20
Rhode Island College - Connection 2	Sampling	Sample Location # 5	October 2013	Grab	12/4/2013	11/30/2013	12/6/2013	6
Rhode Island Provision Company	Sampling	Sample Location # 1	February 2013	Grab	2/27/2013	3/31/2013	4/1/2013	1
Rhode Island Provision Company	Sampling	Sample Location # 1	August 2013	Grab	9/11/2013	9/30/2013	10/1/2013	1
Rhode Island Recycled Metals, LLC.	Certification	Zero Discharge Certification	July 2013	Not Applicable	Not Applicable	8/31/2013	9/23/2013	23
Robert L. Serinsky, DMD	Certification	Dental BMP Certification	September 2013	Not Applicable	Not Applicable	10/31/2013	11/14/2013	14
Ron's Pastry Gourmet	Sampling	Sample Location # 1	April 2013	Grab	6/1/2013	5/31/2013	6/28/2013	28
Ron's Pastry Gourmet	Sampling	Sample Location # 1	October 2013	Grab	12/10/2013	11/30/2013	1/6/2014	37
Rosa Mia Pizza and More	Sampling	Sample Location # 1	February 2013	Grab	5/13/2013	3/31/2013	5/29/2013	59
Rosco Manufacturing, LLC	Certification	Zero Discharge Certification	July 2013	Not Applicable	Not Applicable	8/31/2013	9/9/2013	9
Rossi's Cold Cuts & Deli	Sampling	Sample Location # 1	March 2013	Grab	5/14/2013	4/30/2013	6/3/2013	34
Rossi's Cold Cuts & Deli	Sampling	Sample Location # 1	September 2013	Grab	12/2/2013	10/31/2013	12/17/2013	47
RVS Mfg. Co.	Certification	Zero Discharge Certification	May 2013	Not Applicable	Not Applicable	6/30/2013	7/5/2013	5
RVS Mfg. Co.	Certification	Zero Discharge Certification	October 2013	Not Applicable	Not Applicable	11/30/2013	12/10/2013	10
S.B. Winsor Dairy	Sampling	Sample Location # 1	April 2013	Grab	6/24/2013	5/31/2013	7/10/2013	40
Scialo Bakery	Sampling	Sample Location # 1	August 2013	Grab	9/10/2013	9/30/2013	10/8/2013	8
Shaw's Supermarket Store #7443	Sampling	Sample Location # 1	June 2013	Grab	8/26/2013	7/31/2013	10/8/2013	69
Shaw's Supermarket Store #7443	Sampling	Sample Location # 2	June 2013	Grab	8/26/2013	7/31/2013	10/8/2013	69
St. Joseph Hospital (Providence)	Sampling	Sample Location # 2	October 2013	Grab	10/1/2013	11/30/2013	12/6/2013	6
St. Josephs Pediatric Dental Association	Certification	Dental BMP Certification	October 2013	Not Applicable	Not Applicable	11/30/2013	12/12/2013	12
Swan Point Cemetery	Sampling	Sample Location # 1	January 2013	Grab	3/7/2013	2/28/2013	3/21/2013	21

**Field's Point
Late Reports - 2013**

Company	Report Type	Location	Month Satisfied	Type	Sample Date	Due Date	Received Date	Days Late
SWG Promotions, LLC	Sampling	Sample Location # 1	April 2013	Grab	7/10/2013	5/31/2013	7/19/2013	49
SWG Promotions, LLC	Sampling	Sample Location # 1	October 2013	Grab	12/4/2013	11/30/2013	12/19/2013	19
Tedesco's Sausage Shop	Sampling	Sample Location # 1	April 2013	Grab	4/25/2013	5/31/2013	8/2/2013	63
The Abbey	Sampling	Sample Location # 1	May 2013	Grab	7/25/2013	6/30/2013	8/13/2013	44
The Abbey	Sampling	Sample Location # 1	November 2013	Grab	1/14/2014	12/31/2013	1/24/2014	24
The Celtic Lounge	Sampling	Sample Location # 1	January 2013	Grab	5/30/2013	2/28/2013	6/27/2013	119
The Celtic Lounge	Sampling	Sample Location # 1	July 2013	Grab	9/25/2013	8/31/2013	10/2/2013	32
Times 2 Academy	Sampling	Sample Location # 1	April 2013	Grab	6/18/2013	5/31/2013	6/26/2013	26
Times 2 Academy	Sampling	Sample Location # 1	October 2013	Grab	12/31/2013	11/30/2013	1/13/2014	44
Tower Manufacturing Corp.	pH	Sample Location # 1	April 2013	Not Applicable	Not Applicable	5/30/2013	6/10/2013	11
Tower Manufacturing Corp.	pH	Sample Location # 1	June 2013	Not Applicable	Not Applicable	7/30/2013	7/31/2013	1
Tower Manufacturing Corp.	pH	Sample Location # 1	August 2013	Not Applicable	Not Applicable	9/30/2013	10/1/2013	1
Tower Manufacturing Corp.	pH	Sample Location # 1	November 2013	Not Applicable	Not Applicable	12/30/2013	1/6/2014	7
Travelers Auto Body, Inc.	Sampling	Sample Location # 1	April 2013	Grab	6/19/2013	5/31/2013	7/10/2013	40
Travelers Auto Body, Inc.	Sampling	Sample Location # 1	October 2013	Grab	12/13/2013	11/30/2013	12/27/2013	27
Umicore USA, Incorporated	pH	Sample Location # 1	March 2013	Not Applicable	Not Applicable	4/30/2013	5/3/2013	3
Umicore USA, Incorporated	pH	Sample Location # 2	March 2013	Not Applicable	Not Applicable	4/30/2013	5/3/2013	3
Umicore USA, Incorporated	pH	Sample Location # 3	March 2013	Not Applicable	Not Applicable	4/30/2013	5/3/2013	3
Umicore USA, Incorporated	pH	Sample Location # 4	March 2013	Not Applicable	Not Applicable	4/30/2013	5/3/2013	3
Uncas Manufacturing Company	Sampling	Sample Location # 1	November 2013	Grab	11/1/2013	12/31/2013	1/7/2014	7
Uncas Manufacturing Company	Sampling	Sample Location # 3	November 2013	Grab	11/1/2013	12/31/2013	1/7/2014	7
Uncas Manufacturing Company	pH	Sample Location # 1	November 2013	Not Applicable	Not Applicable	12/30/2013	1/7/2014	8
Universal Ambulance Service	Sampling	Sample Location # 1	July 2013	Grab	9/10/2013	8/31/2013	9/25/2013	25
Universal Plating Company, Inc.	Sampling	Sample Location # 1	February 2013	Composite	2/19/2013	3/31/2013	4/23/2013	23
Universal Plating Company, Inc.	Sampling	Sample Location # 1	April 2013	Composite	4/24/2013	5/31/2013	6/26/2013	26
Universal Plating Company, Inc.	Sampling	Sample Location # 1	June 2013	Composite	6/20/2013	7/31/2013	8/27/2013	27
Universal Plating Company, Inc.	Sampling	Sample Location # 1	August 2013	Composite	8/15/2013	9/30/2013	10/29/2013	29
Universal Plating Company, Inc.	Sampling	Sample Location # 1	October 2013	Composite	10/10/2013	11/30/2013	12/24/2013	24
Universal Plating Company, Inc.	pH	Sample Location # 1	January 2013	Not Applicable	Not Applicable	3/2/2013	3/25/2013	23
Universal Plating Company, Inc.	pH	Sample Location # 1	February 2013	Not Applicable	Not Applicable	3/30/2013	4/23/2013	24
Universal Plating Company, Inc.	pH	Sample Location # 1	March 2013	Not Applicable	Not Applicable	4/30/2013	5/29/2013	29
Universal Plating Company, Inc.	pH	Sample Location # 1	April 2013	Not Applicable	Not Applicable	5/30/2013	6/26/2013	27
Universal Plating Company, Inc.	pH	Sample Location # 1	May 2013	Not Applicable	Not Applicable	6/30/2013	7/23/2013	23
Universal Plating Company, Inc.	pH	Sample Location # 1	June 2013	Not Applicable	Not Applicable	7/30/2013	8/23/2013	24
Universal Plating Company, Inc.	pH	Sample Location # 1	July 2013	Not Applicable	Not Applicable	8/30/2013	9/24/2013	25
Universal Plating Company, Inc.	pH	Sample Location # 1	August 2013	Not Applicable	Not Applicable	9/30/2013	10/25/2013	25
Universal Plating Company, Inc.	pH	Sample Location # 1	September 2013	Not Applicable	Not Applicable	10/30/2013	11/25/2013	26
Universal Plating Company, Inc.	pH	Sample Location # 1	October 2013	Not Applicable	Not Applicable	11/30/2013	12/24/2013	24
Universal Shaped Wire	Certification	Zero Discharge Certification	January 2013	Not Applicable	Not Applicable	3/2/2013	3/8/2013	6
Universal Shaped Wire	Certification	Zero Discharge Certification	March 2013	Not Applicable	Not Applicable	4/30/2013	5/1/2013	1
Universal Shaped Wire	Certification	Zero Discharge Certification	May 2013	Not Applicable	Not Applicable	6/30/2013	7/9/2013	9

**Field's Point
Late Reports - 2013**

Company	Report Type	Location	Month Satisfied	Type	Sample Date	Due Date	Received Date	Days Late
Universal Shaped Wire	Certification	Zero Discharge Certification	July 2013	Not Applicable	Not Applicable	8/30/2013	9/12/2013	13
Universal Shaped Wire	Certification	Zero Discharge Certification	September 2013	Not Applicable	Not Applicable	10/30/2013	11/5/2013	6
VB Pizza, LLC	Sampling	Sample Location # 1	October 2013	Grab	12/16/2013	11/30/2013	12/27/2013	27
Venda Ravioli - Royal Little Drive	Sampling	Sample Location # 1	April 2013	Grab	5/7/2013	5/31/2013	6/12/2013	12
Venda Ravioli - Royal Little Drive	Sampling	Sample Location # 1	October 2013	Grab	11/13/2013	11/30/2013	12/4/2013	4
V-Mart	Sampling	Sample Location # 1	April 2013	Grab	4/12/2013	5/31/2013	7/17/2013	47
Walsh's Auto Body and Sales, Inc.	Sampling	Sample Location # 1	January 2013	Grab	3/12/2013	2/28/2013	3/27/2013	27
Walsh's Auto Body and Sales, Inc.	Sampling	Sample Location # 1	July 2013	Grab	7/31/2013	8/31/2013	9/12/2013	12
Warren Jagger Photography, Inc.	Sampling	Sample Location # 1	January 2013	Grab	4/5/2013	2/28/2013	4/5/2013	36
Warren Jagger Photography, Inc.	Sampling	Sample Location # 1	July 2013	Grab	7/31/2013	8/31/2013	1/14/2014	136
Whole Foods Market Group, Inc.	Sampling	Sample Location # 1	April 2013	Grab	4/24/2013	5/31/2013	6/4/2013	4
Whole Foods Market Group, Inc.	Sampling	Sample Location # 1	April 2013	Grab	8/10/2013	5/31/2013	10/7/2013	129
Whole Foods Market Group, Inc.	Sampling	Sample Location # 1	April 2013	Grab	8/26/2013	5/31/2013	10/7/2013	129
Whole Foods Market Group, Inc.	Sampling	Sample Location # 1	April 2013	Grab	9/14/2013	5/31/2013	10/7/2013	129
Whole Foods Market Group, Inc.	Sampling	Sample Location # 1	April 2013	Grab	9/26/2013	5/31/2013	10/7/2013	129
Whole Foods Market Group, Inc.	Sampling	Sample Location # 1	July 2013	Grab	7/22/2013	8/31/2013	9/3/2013	3
Whole Foods Market, Inc.	Sampling	Sample Location # 1	July 2013	Grab	7/22/2013	8/31/2013	9/3/2013	3
Women and Infants-Kilguss Lab	Sampling	Sample Location # 1	October 2013	Grab	10/3/2013	11/30/2013	12/17/2013	17
WVCB	Certification	Zero Discharge Certification	September 2013	Not Applicable	Not Applicable	10/30/2013	11/12/2013	13
Yang's Restaurant	Sampling	Sample Location # 1	April 2013	Grab	6/7/2013	5/31/2013	7/2/2013	32
Yang's Restaurant	Sampling	Sample Location # 1	October 2013	Grab	12/4/2013	11/30/2013	12/23/2013	23

USER REQUIREMENTS

FIELD'S POINT

**Field's Point
User Requirements - 2013**

Company	Submittal	Issue Date	Due Date	Received Date	Days Late
180 GCMB LLC	Permit Application	8/22/2013	9/30/2013	10/4/2013	4
244 Wickenden, Inc.	Pretreatment Plans	8/21/2013	9/13/2013		153
73 Washington Corp.	Permit Application	11/22/2013	12/20/2013	11/27/2013	0
7-Eleven Inc. (Broad Street)	Permit Application	10/4/2013	11/1/2013	2/7/2014	98
7-Eleven, Inc.	Permit Application	9/3/2013	10/1/2013	1/31/2014	122
A & H Manufacturing Company	Resampling Results for _____	8/22/2013	10/10/2013	9/12/2013	0
A & H Manufacturing Company	Resampling Results for _____	9/30/2013	11/18/2013	10/28/2013	0
A&M Fairway, Inc.	Permit Application	12/5/2013	1/9/2014	1/6/2014	0
AG&G Incorporated	Permit Application	2/19/2013	3/19/2013	3/27/2013	8
Aiwa, Inc.	Permit Application	9/30/2013	10/31/2013	10/23/2013	0
Alloy Holdings, LLC	Install Sample Location	12/19/2013	1/30/2014	1/27/2014	0
Amenities Deli	Permit Application	2/5/2013	3/1/2013	3/12/2013	11
Andrea's Restaurant	Permit Application	2/19/2013	3/19/2013	7/5/2013	108
Apsara Palace	Permit Application	7/26/2013	8/23/2013	1/9/2014	139
ARA-Rhode Island Dialysis	Permit Application	9/3/2013	10/1/2013	9/19/2013	0
Arden Jewelry Mfg, Co.	Permit Application	9/6/2013	10/4/2013	10/2/2013	0
AREE, LLC	Permit Application	7/25/2013	8/31/2013	9/30/2013	30
Aro-Sac, Inc.	Signed Permit	4/25/2013	5/23/2013	5/7/2013	0
Atwood Car Wash	Permit Application	4/8/2013	10/31/2013	10/21/2013	0
Auntie Anne's, Inc.	Permit Application	2/6/2013	3/6/2013	4/12/2013	37
Auntie Anne's, Inc.	Process Plans	2/6/2013	3/6/2013	4/12/2013	37
B.J. Clanton Complex	Permit Application	1/25/2013	2/22/2013	6/6/2013	104
Baffoni's Poultry Farm	Permit Application	4/30/2013	5/28/2013	5/23/2013	0
Bang Bar Inc.	Permit Application	10/25/2013	11/22/2013	11/8/2013	0
Bang Bar Inc.	Pretreatment Plans	12/3/2013	12/31/2013	12/4/2013	0
Bannister House Inc.	Pretreatment Plans	1/30/2013	2/28/2013	2/19/2013	0
Barbara Mancini Cavicchio DDS	Permit Application	12/10/2013	1/7/2014	12/27/2013	0
Bayside Endoscopy Center, LLC.	Permit Application	10/21/2013	11/30/2013	11/27/2013	0
Bayside Endoscopy Center, LLC.	Process Plans	10/21/2013	11/30/2013	11/27/2013	0
Bethany Home of Rhode Island	Permit Application	2/19/2013	3/19/2013	2/26/2013	0
Big Ricks Subs and Wieners	Other	4/18/2013	5/15/2013	6/19/2013	35
Bj's Wholesale Club	Resampling Results for _____	5/1/2013	5/22/2013	6/14/2013	23
Blue Cross-Blue Shield	Permit Application	3/8/2013	4/15/2013	4/1/2013	0
Blue Elephant Restaurant, Inc.	Permit Application	2/8/2013	3/19/2013	4/19/2013	31
Bravo Brasserie	Permit Application	12/10/2013	1/7/2014	12/19/2013	0
Brewed Awakenings LLC	Pump Grease Trap	3/19/2013	4/30/2013	4/11/2013	0
Brewed Awakenings LLC	Pump Grease Trap	4/11/2013	5/15/2013	4/16/2013	0
Broad, Inc.	Process Plans	12/17/2013	1/30/2014	1/17/2014	0
Broad, Inc.	Permit Application	12/17/2013	1/30/2014	1/17/2014	0
Broadway Laundry, Inc.	Permit Application	10/15/2013	11/12/2013	11/12/2013	0
Brown University - Barbour Hall	Permit Application	11/1/2013	11/28/2013	11/11/2013	0
Brown University - Graduate Center	Permit Application	11/1/2013	11/28/2013	11/11/2013	0
Brown University - Metcalf hall	Permit Application	11/1/2013	11/28/2013	11/11/2013	0
Brown University - Miller Hall	Permit Application	11/1/2013	11/28/2013	11/11/2013	0
Brown University - New Pembroke Hall	Permit Application	11/1/2013	11/28/2013	11/11/2013	0
Brown University - Sharpe Refectory	Permit Application	10/4/2013	11/1/2013	10/17/2013	0
Brown University - Strip Mall	Permit Application	10/4/2013	11/1/2013	10/15/2013	0
Brown University - Strip Mall	Permit Application	10/4/2013	11/1/2013	10/15/2013	0
Brown University-Hunter Lab	Spill Control Plan	7/3/2013	8/5/2013	8/5/2013	0
Cafe Choklad	Permit Application	7/26/2013	8/23/2013	10/24/2013	62
Cajun Luau	Repair Grease Trap	2/5/2013	3/5/2013	3/27/2013	22
Cajun Luau	Repair Grease Trap	4/19/2013	5/15/2013	4/26/2013	0
Calf Donuts Inc.	Permit Application	5/7/2013	6/8/2013	6/14/2013	6
Caress Dental Inc.	Permit Application	10/1/2013	10/29/2013	11/7/2013	9
Catanzaro's Pizzeria	Permit Application	10/4/2013	11/1/2013	11/5/2013	4

**Field's Point
User Requirements - 2013**

Company	Submittal	Issue Date	Due Date	Received Date	Days Late
Certified Disaster Restoration	Permit Application	4/22/2013	5/31/2013	5/30/2013	0
China Garden Chinese Restaurant	Permit Application	11/1/2013	11/28/2013	12/12/2013	14
China Garden Chinese Restaurant	Signed Permit	12/9/2013	12/31/2013	12/12/2013	0
Choi's Restaurant	Permit Application	10/4/2013	11/1/2013	1/28/2014	88
Christian Brothers LLC	Permit Application	4/26/2013	5/24/2013	5/23/2013	0
Ciara Restaurant and Lounge, Inc.	Permit Application	1/25/2013	2/28/2013	3/11/2013	11
Coffee King, Inc.	Permit Application	2/25/2013	3/29/2013	3/29/2013	0
Colbea LLC (North Main)	Permit Application	10/1/2013	10/29/2013	11/12/2013	14
Contract Specialties, Inc.	Other	3/19/2013	4/19/2013	4/25/2013	6
Courtesy Cleaners, Inc.	Permit Application	4/26/2013	5/24/2013	5/31/2013	7
Doctor Suds	Permit Application	4/11/2013	5/31/2013	4/22/2013	0
Domino's Pizza (Broad Street)	Repair Grease Trap	2/15/2013	3/15/2013	4/12/2013	28
Domino's Pizza (Broad Street)	Permit Application	10/4/2013	11/1/2013	10/15/2013	0
Dunkin Donut - Branch Avenue	Permit Application	2/7/2013	3/7/2013	3/6/2013	0
Dunkin Donuts - Plainfield Street	Permit Application	2/15/2013	3/15/2013	4/10/2013	26
D'Vine on the Hill	Permit Application	3/13/2013	4/15/2013	4/30/2013	15
E&M Enterprises, LTD	Permit Application	9/6/2013	10/4/2013	10/3/2013	0
Eagle Laundry Inc.	Other	11/19/2013	11/29/2013	11/22/2013	0
Eagle Laundry Inc.	Analytical Results for _____	11/20/2013	12/31/2013	12/31/2013	0
East Side Pockets, INC	Permit Application	12/31/2013	1/31/2014	1/21/2014	0
Easy Entertaining, Inc.	Permit Application	4/24/2013	5/31/2013	5/31/2013	0
Elmwood Avenue Church of God	Permit Application	8/9/2013	9/6/2013	12/11/2013	96
Evans Plating Corporation (N.P.)	Resampling Results for _____	2/20/2013	4/12/2013	4/30/2013	18
Evans Plating Corporation (N.P.)	Resampling Results for _____	12/10/2013	1/31/2014		13
F. Saia Restaurants, Inc. LLC	Permit Application	10/22/2013	11/19/2013	11/8/2013	0
Ferguson Perforating Company	Permit Application	3/8/2013	4/15/2013	4/9/2013	0
Finest Car Wash	Permit Application	4/26/2013	5/24/2013	5/2/2013	0
Firehouse No. 13, LLC	Permit Application	4/30/2013	5/28/2013	6/3/2013	6
Food and Beverage Corp.	Permit Application	10/4/2013	11/1/2013	12/3/2013	32
Foremost Baking Company	Pretreatment Plans	6/5/2013	7/26/2013	8/28/2013	33
Foremost Baking Company	Permit Application	6/5/2013	7/26/2013	8/28/2013	33
Four Season's Restaurant	Permit Application	5/7/2013	6/8/2013	11/6/2013	151
Fratelli's BG&B	Permit Application	12/30/2013	1/31/2014		13
Freeway Car Wash	Permit Application	4/9/2013	5/7/2013	5/8/2013	1
Fruitzy	Permit Application	6/27/2013	7/31/2013	8/23/2013	23
Fuji Chen	Repair Grease Trap	2/5/2013	3/5/2013	3/27/2013	22
Fuji Chen	Repair Grease Trap	4/26/2013	5/15/2013	5/15/2013	0
G. Tanury Plating Company	Resampling Results for _____	1/18/2013	3/8/2013	2/14/2013	0
G. Tanury Plating Company	Resampling Results for _____	2/14/2013	4/5/2013	2/22/2013	0
G. Tanury Plating Company	Other	5/9/2013	6/15/2013	6/7/2013	0
Galvanique (Johnston)	Signed Permit	1/28/2013	3/1/2013	1/30/2013	0
Gem Foods	Permit Application	7/25/2013	8/31/2013		166
General Plating Company	Resampling Results for _____	9/24/2013	11/15/2013	10/31/2013	0
Geneva Diner	Permit Application	4/26/2013	5/24/2013	5/10/2013	0
Gothic Pewter LLC	Permit Application	6/14/2013	8/12/2013	8/1/2013	0
Gourmet Heaven	Permit Application	12/10/2013	1/7/2014	1/9/2014	2
Greco Brothers Inc.	Permit Application	3/12/2013	4/12/2013	3/19/2013	0
Guido Murphy, Inc.	Repair Grease Trap	9/27/2013	10/15/2013	11/5/2013	21
Harrison Casting	Permit Application	10/8/2013	11/8/2013	11/12/2013	4
Hoffman Animal Hospital	Permit Application	10/22/2013	11/19/2013	11/5/2013	0
Hometown Pizza and Subs	Permit Application	4/12/2013	5/10/2013	8/6/2013	88
Honey Dew Donuts (Allens)	Permit Application	12/10/2013	1/7/2014	12/13/2013	0
Hope Street KFC Inc.	Permit Application	3/8/2013	4/10/2013	5/21/2013	41
I Love Mexico	Permit Application	6/27/2013	7/31/2013		197
I. Broomfield & Son, Inc.	Signed Permit	6/24/2013	7/24/2013	7/24/2013	0

**Field's Point
User Requirements - 2013**

Company	Submission	Issue Date	Due Date	Received Date	Days Late
Ideal Plating & Polishing Co., Inc.	Other	9/24/2013	10/24/2013	10/24/2013	0
India Restaurant	Other	1/18/2013	2/15/2013	3/5/2013	18
Induplicate LLC	Resampling Results for _____	12/10/2013	1/28/2014	1/6/2014	0
International Chromium Plating	Other	12/17/2013	1/17/2014	1/17/2014	0
International Insignia Corporation	Other	1/17/2013	2/15/2013	2/19/2013	4
International Insignia Corporation	Other	4/8/2013	5/5/2013	4/10/2013	0
International Insignia Corporation	Resampling Results for _____	10/1/2013	11/19/2013	11/5/2013	0
Item Holding LLC	Spill Control Plan	5/6/2013	6/3/2013	6/3/2013	0
Item Holding LLC	Spill Control Plan	6/3/2013	6/14/2013	6/5/2013	0
J & W - Renaissance Hall	Permit Application	10/17/2013	11/15/2013	11/7/2013	0
J & W - Wildcat Center	Permit Application	10/17/2013	11/15/2013	12/9/2013	24
J & W - Xavier Mercy Hall	Permit Application	6/11/2013	6/30/2013	6/25/2013	0
J & W-Harborside Academics	Other	6/12/2013	6/30/2013	6/26/2013	0
J & W-Snowden Hall	Permit Application	2/22/2013	3/31/2013	3/28/2013	0
J.F. Skeffington Funeral Home	Permit Application	3/19/2013	4/16/2013	5/2/2013	16
J.T.O. AAMCO, Inc.	Signed Permit	3/26/2013	4/26/2013	4/4/2013	0
J.T.O. AAMCO, Inc.	Spill Control Plan	3/26/2013	4/26/2013	4/4/2013	0
J.T.O. AAMCO, Inc.	Toxic Organic/Solvent Mgt Plan	3/26/2013	4/26/2013	4/4/2013	0
Jackys Galaxie Restaurant	Permit Application	7/8/2013	9/30/2013	2/6/2014	129
Jacky's Galaxie Restaurant	Permit Application	7/26/2013	8/23/2013	7/31/2013	0
Jade East, Inc.	Permit Application	8/9/2013	9/6/2013	8/30/2013	0
Jan Co Central, Inc.	Permit Application	10/4/2013	11/1/2013	10/23/2013	0
JH Restaurant Providence LLC	Permit Application	12/10/2013	1/7/2014		37
Jozon Enterprises, Inc.	Permit Application	5/7/2013	6/8/2013	5/14/2013	0
JRB Associates Inc.	Process Plans	2/1/2013	2/28/2013	2/27/2013	0
JRB Associates Inc.	Permanently Cap Sewer Connection	10/15/2013	11/15/2013	11/18/2013	3
JRB Associates Inc.	Analytical Results for _____	11/14/2013	12/19/2013	11/26/2013	0
Kami Cakes	Permit Application	2/20/2013	3/15/2013	4/30/2013	46
Kelly's Car Wash, Inc.	Permit Application	10/15/2013	11/15/2013	11/12/2013	0
Ken Wok	Permit Application	7/26/2013	8/23/2013	9/5/2013	13
Kentucky Fried Chicken (Johnston)	Repair Grease Trap	4/16/2013	4/30/2013	5/14/2013	14
Kitchenbar Restaurant	Permit Application	4/8/2013	5/15/2013	6/11/2013	27
La Rubia Cafeteria	Other	2/14/2013	3/15/2013	3/14/2013	0
Lancellotta's Banquet Restaurant	Permit Application	7/26/2013	8/23/2013	8/5/2013	0
LaSalle Academy	Permit Application	1/17/2013	2/18/2013	2/5/2013	0
Laundromax - Atwells Avenue LLC	Permit Application	12/10/2013	1/31/2014	1/16/2014	0
Laundry World	Permit Application	1/25/2013	2/22/2013	3/11/2013	17
Lee's Manufacturing	Permit Application	1/4/2013	2/1/2013	2/13/2013	12
Livi's Pocket LLC	Pretreatment Plans	10/22/2013	11/15/2013	1/22/2014	68
Los Andes Restaurant	Install Pretreatment System	12/11/2013	1/31/2014		13
Lucky Kitchen	Permit Application	4/2/2013	5/1/2013	4/5/2013	0
Mahr Federal Inc.	Resampling Results for _____	4/24/2013	6/14/2013	5/6/2013	0
Manton Donuts, Inc.	Permit Application	1/25/2013	2/22/2013	1/30/2013	0
Martinelli Brothers LLC	Permit Application	10/10/2013	11/15/2013	10/28/2013	0
Maya Guatemala, Inc.	Permit Application	9/3/2013	10/1/2013	2/7/2014	129
Mazey's Restaurant - Smith	Other	6/10/2013	6/30/2013	8/5/2013	36
McAuley House	Permit Application	11/1/2013	11/28/2013	11/27/2013	0
McCormick & Schmick Restaurant	Permit Application	10/4/2013	11/1/2013	10/15/2013	0
McCormick & Schmick Restaurant	Permit Application	10/18/2013	11/15/2013	11/12/2013	0
MCM Technologies	Permit Application	1/4/2013	2/14/2013	2/18/2013	4
MCM Technologies	Install Sample Location	3/8/2013	4/15/2013	4/15/2013	0
MCM Technologies	Spill Control Plan	3/26/2013	4/29/2013	5/24/2013	25
MCM Technologies	Process Plans	4/18/2013	5/20/2013	6/3/2013	14
Meller Optics, Inc.	Permit Application	8/9/2013	9/15/2013	9/12/2013	0
Milad Ayad	Repair Grease Trap	7/16/2013	8/15/2013	9/1/2013	17

**Field's Point
User Requirements - 2013**

Company	Submittal	Issue Date	Due Date	Received Date	Days Late
Ming River Chinese Restaurant	Permit Application	2/16/2013	3/18/2013	4/5/2013	18
Miriam Hospital	Permit Application	1/15/2013	1/18/2013	1/14/2013	0
Monarch Metal Finishing Co., Inc.	Toxic Organic/Solvent Mgt Plan	11/19/2013	12/30/2013	12/30/2013	0
Monarch Metal Finishing Co., Inc.	Five Day Sampling Results	11/19/2013	12/30/2013	12/30/2013	0
Monarch Metal Finishing, Inc.	Other	1/17/2013	2/28/2013	3/7/2013	7
Monarch Metal Finishing, Inc.	Process Plans	1/18/2013	2/22/2013	2/5/2013	0
Monarch Metal Finishing, Inc.	Resampling Results for _____	1/29/2013	3/19/2013	3/19/2013	0
Monarch Metal Finishing, Inc.	Resampling Results for _____	1/29/2013	3/19/2013	2/5/2013	0
Monarch Metal Finishing, Inc.	Resampling Results for _____	2/14/2013	4/4/2013	3/19/2013	0
Monarch Metal Finishing, Inc.	Resampling Results for _____	3/20/2013	5/8/2013	4/30/2013	0
Monarch Metal Finishing, Inc.	Analytical Results for _____	5/1/2013	6/5/2013	5/29/2013	0
Monarch Metal Finishing, Inc.	Resampling Results for _____	9/17/2013	11/5/2013	10/24/2013	0
Monarch Metal Finishing, Inc.	Resampling Results for _____	9/17/2013	11/5/2013	10/24/2013	0
Moody Machine Products, Inc.	Spill Control Plan	2/28/2013	3/31/2013	4/25/2013	25
Moses Brown School	Permit Application	4/26/2013	5/24/2013	7/1/2013	38
Motiva Enterprises, LLC	Permit Application	3/8/2013	4/15/2013	3/28/2013	0
Name TBD	Permit Application	9/30/2013	10/31/2013	10/31/2013	0
Nathan Bishop Middle School	Permit Application	5/31/2013	6/30/2013	6/28/2013	0
Nickel Corporation	Permit Application	4/8/2013	7/31/2013	7/23/2013	0
Noble House	Permit Application	1/25/2013	2/22/2013	3/19/2013	25
Nordstrom, Inc.	Other	1/16/2013	2/15/2013	3/19/2013	32
Nueva San Salvador Bakery, Inc.	Analytical Results for _____	4/10/2013	4/30/2013	4/19/2013	0
Oasis Market	Permit Application	1/2/2013	1/25/2013	1/18/2013	0
Olden Enterprize	Permit Application	10/4/2013	11/1/2013	10/28/2013	0
Olden Enterprize	Permit Application	11/1/2013	11/29/2013		76
P & D Incorporated	Pretreatment Plans	4/19/2013	5/19/2013	5/31/2013	12
P & D Incorporated	Pretreatment Plans	4/22/2013	5/20/2013	5/31/2013	11
P & D Incorporated	Other	6/14/2013	7/5/2013	7/31/2013	26
Palmieri's Bakery	Permit Application	2/19/2013	3/19/2013	4/29/2013	41
Pandora's Products	Permit Application	11/22/2013	12/31/2013	1/16/2014	16
Pauly Penta's Italian Deli	Permit Application	10/4/2013	11/1/2013	11/4/2013	3
Pepper Dining, Inc.	Permit Application	2/8/2013	3/19/2013	3/26/2013	7
Phat Boyz	Permit Application	11/22/2013	12/20/2013	12/9/2013	0
Phat Boyz	Permit Application	12/11/2013	1/8/2014		36
Philip Barr, DDS	Resampling Results for _____	10/31/2013	12/19/2013	2/4/2014	47
Pho Paradise, Inc.	Permit Application	3/6/2013	3/31/2013	4/22/2013	22
Pho Paradise, Inc.	Pretreatment Plans	7/31/2013	8/31/2013	1/21/2014	143
Pine Street Ale House, LLC	Permit Application	4/29/2013	7/31/2013	9/17/2013	48
Pinkberry	Permit Application	2/1/2013	2/28/2013	6/3/2013	95
Pizza Palace	Permit Application	11/22/2013	12/20/2013	1/10/2014	21
PJ's Pub of Johnston LLC	Pretreatment Plans	2/1/2013	3/4/2013	3/6/2013	2
PJ's Pub of Johnston LLC	Pretreatment Plans	4/9/2013	4/30/2013	6/11/2013	42
Pollo Campero	Other	1/16/2013	2/15/2013	3/1/2013	14
Pollo Campero	Permit Application	1/16/2013	2/15/2013	3/1/2013	14
Pollo Campero	Seal Floor Drains	3/26/2013	4/15/2013	4/9/2013	0
Pranzi Catering	Pretreatment Plans	11/6/2013	11/30/2013	11/19/2013	0
Pranzi Catering	Permit Application	11/6/2013	11/30/2013	12/2/2013	2
Pranzi Catering	Permit Application	1/18/2013	2/21/2013	1/28/2013	0
Precision Industries, Inc.	Permit Application	4/30/2013	6/3/2013	10/9/2013	128
PRI I	Permit Application	4/9/2013	5/7/2013	5/2/2013	0
PRI I, LP	Permit Application	4/9/2013	5/7/2013	5/2/2013	0
Princess Enterprises II, Inc.	Permit Application	2/15/2013	3/15/2013	3/13/2013	0
Pristine Car Wash	Permit Application	4/5/2013	4/30/2013	8/15/2013	107
Pristine Car Wash	Install Sample Location	9/12/2013	10/10/2013		126
Pristine Car Wash	Process Plans	9/12/2013	10/10/2013		126

**Field's Point
User Requirements - 2013**

Company	Submittal	Issue Date	Due Date	Received Date	Days Late
Pristine Car Wash	Permit Application	9/12/2013	10/10/2013		126
Pristine Laundromat	Permit Application	6/14/2013	7/12/2013	7/24/2013	12
Providence Auto Body, Inc.	Permit Application	10/18/2013	11/20/2013	1/30/2014	71
Providence Career & Technical Academy	Pretreatment Plans	4/3/2013	4/30/2013	5/13/2013	13
Providence Career & Technical Academy	Install Sample Location	9/10/2013	10/5/2013		131
Providence College - Hunt-Cavanagh	Permit Application	4/8/2013	5/8/2013	5/2/2013	0
Providence College - Italy Street	Permit Application	9/6/2013	10/6/2013	10/10/2013	4
Providence Marriott	Permit Application	9/6/2013	10/6/2013	10/3/2013	0
Providence Public Safety Complex	Permit Application	4/9/2013	5/7/2013	6/4/2013	28
Providence Public Safety Complex	Permit Application	6/14/2013	7/12/2013	9/4/2013	54
Providence School Department	Permit Application	10/4/2013	11/1/2013	12/11/2013	40
Providence Specialty Products	Resampling Results for _____	2/1/2013	3/8/2013	3/25/2013	17
Providence Specialty Products	Spill Control Plan	2/19/2013	3/15/2013	3/25/2013	10
Providence Specialty Products	Resampling Results for _____	5/8/2013	6/26/2013	7/8/2013	12
Quality Spraying Technologies	Analytical Results for _____	2/20/2013	4/14/2013	3/20/2013	0
Quality Spraying Technologies	Resampling Results for _____	2/20/2013	4/12/2013	3/1/2013	0
Quality Spraying Technologies	Resampling Results for _____	2/20/2013	2/20/2013	4/12/2013	51
Quality Spraying Technologies	Permit Application	6/14/2013	7/15/2013	7/11/2013	0
Quality Spraying Technologies	Resampling Results for _____	7/31/2013	9/23/2013	9/5/2013	0
Quality Spraying Technologies	Sign & Return Report	9/17/2013	10/18/2013	9/23/2013	0
R. E. Sturdy Company, Inc.	Resampling Results for _____	7/1/2013	8/15/2013	8/29/2013	14
R.I. Hospital - Hasbro Childrens	Permit Application	4/8/2013	5/8/2013	6/10/2013	33
Ran-Zan	Permit Application	10/4/2013	11/1/2013	11/4/2013	3
Real's Fine Italian Cuisine	Permit Application	6/28/2013	7/26/2013	7/18/2013	0
Regency Plaza - East Building #3	Permit Application	4/9/2013	5/7/2013	8/27/2013	112
Regency Plaza - West Building #2	Permit Application	4/9/2013	5/7/2013	8/27/2013	112
Rhode Island Blood Center	Permit Application	4/26/2013	5/24/2013	5/13/2013	0
Rhode Island Recycled Metals, LLC.	Process Plans	4/9/2013	5/15/2013	7/1/2013	47
Rhode Island Recycled Metals, LLC.	Pretreatment Plans	4/9/2013	5/15/2013	7/1/2013	47
Rhode Island Recycled Metals, LLC.	Permit Application	4/9/2013	5/15/2013	6/17/2013	33
Rhode Island Recycled Metals, LLC.	Spill Control Plan	7/23/2013	8/19/2013	9/18/2013	30
Rhode Island Recycled Metals, LLC.	Signed Permit	7/23/2013	8/19/2013	8/29/2013	10
RISD - Design Center	Permit Application	10/22/2013	11/19/2013	10/22/2013	0
RISD - Design Center	Resampling Results for _____	10/23/2013	10/23/2013	12/4/2013	42
RISD - Design Center	Resampling Results for _____	10/23/2013	12/4/2013	11/8/2013	0
RISD - Winston Clock Tower	Permit Application	5/21/2013	6/18/2013	6/5/2013	0
RJ Franco Inc.	Permit Application	6/28/2013	7/26/2013	11/12/2013	109
Rosa Mia Pizza and More	Permit Application	10/1/2013	10/29/2013		107
Rosco Manufacturing, LLC	Permit Application	1/4/2013	2/14/2013	2/5/2013	0
Rue Bis	Permit Application	11/5/2013	1/31/2014		13
SAC Inc.	Permit Application	4/26/2013	5/24/2013	7/5/2013	42
Samuel Sinclair Dental Center	Permit Application	1/4/2013	2/2/2013	2/6/2013	4
Scopa, LLC	Permit Application	1/25/2013	2/22/2013	3/15/2013	21
Scrambler's II, Inc.	Permit Application	10/1/2013	10/29/2013	10/15/2013	0
Shanghai Restaurant	Repair Grease Trap	12/6/2013	12/30/2013		45
Shark Sushi Bar & Grill	Permit Application	6/28/2013	7/26/2013	12/31/2013	158
Shaw's Supermarket Store #7443	Resampling Results for _____	1/4/2013	3/4/2013	3/1/2013	0
Shaw's Supermarket Store #7443	Resampling Results for _____	1/4/2013	3/18/2013	3/29/2013	11
Shaw's Supermarket Store #7443	Resampling Results for _____	1/4/2013	3/11/2013	3/29/2013	18
Shaw's Supermarket Store #7443	Resampling Results for _____	1/4/2013	2/25/2013	3/1/2013	4
Shaw's Supermarket Store #7443	Resampling Results for _____	2/1/2013	4/13/2013	3/29/2013	0
Shaw's Supermarket Store #7443	Resampling Results for _____	2/1/2013	3/30/2013	3/1/2013	0
Shaw's Supermarket Store #7443	Resampling Results for _____	2/1/2013	3/23/2013	3/1/2013	0
Shaw's Supermarket Store #7443	Resampling Results for _____	2/1/2013	4/6/2013	3/1/2013	0
Shaw's Supermarket Store #7443	Permit Application	2/6/2013	4/15/2013	4/19/2013	4

**Field's Point
User Requirements - 2013**

Company	Submittal	Issue Date	Due Date	Received Date	Days Late
Shaw's Supermarket Store #7443	Pretreatment Plans	2/21/2013	3/31/2013	4/17/2013	17
Simplex Engine & Machine, Inc.	Signed Permit	6/18/2013	7/18/2013	6/21/2013	0
Snookers Inc.	Permit Application	12/10/2013	1/7/2014	12/27/2013	0
So Fresh and So Clean	Permit Application	12/26/2013	1/31/2014		13
Something Different	Permit Application	4/26/2013	5/24/2013	6/20/2013	27
Spectrum Coatings Lab. Inc.	Permit Application	4/8/2013	5/6/2013	4/16/2013	0
Spirito's Restaurant	Permit Application	3/13/2013	4/15/2013	5/7/2013	22
Spirito's Restaurant	Pretreatment Plans	6/11/2013	6/30/2013	9/27/2013	89
Spirito's Restaurant	Pretreatment Plans	10/15/2013	10/28/2013	11/22/2013	25
Stop & Shop Supermarket #703	Permit Application	4/2/2013	5/4/2013	5/1/2013	0
Subway (Atwood Ave.)	Permit Application	10/4/2013	11/1/2013	11/25/2013	24
Subway (Westminster Street)	Permit Application	3/19/2013	4/16/2013	4/16/2013	0
Sugar Coated Heaven	Pretreatment Plans	9/26/2013	10/31/2013	10/11/2013	0
Sugar Coated Heaven	Permit Application	9/26/2013	10/31/2013	10/11/2013	0
Sun-Brite Laundromat	Permit Application	2/19/2013	3/19/2013	4/10/2013	22
Swash Express Auto Wash	Permit Application	6/14/2013	8/12/2013	7/17/2013	0
Sweet Berry	Permit Application	11/8/2013	12/31/2013		44
Tadka India	Repair Grease Trap	2/5/2013	3/5/2013	3/27/2013	22
Technodic, Inc.	Other	4/8/2013	5/5/2013	5/6/2013	1
Tercat Tool & Die Company, Inc.	Spill Control Plan	5/17/2013	6/21/2013	6/18/2013	0
Tercat Tool & Die Company, Inc.	Spill Control Plan	6/20/2013	6/28/2013	6/26/2013	0
The Birch Group, LLC	Pretreatment Plans	9/30/2013	10/20/2013	11/6/2013	17
The Birch Group, LLC	Permit Application	9/30/2013	10/20/2013	11/6/2013	17
The Corporate Cafe'	Permit Application	5/3/2013	6/3/2013	5/16/2013	0
The Duck and Bunny	Permit Application	7/25/2013	8/31/2013	9/18/2013	18
The Grande, LLC	Permit Application	4/12/2013	5/15/2013	7/11/2013	57
The Great Lakes Group	Permit Application	7/30/2013	8/27/2013	12/17/2013	112
The Pizza Gourmet	Permit Application	4/9/2013	5/7/2013	4/22/2013	0
The Providence Center	Permit Application	10/15/2013	11/15/2013	2/4/2014	81
The ROI	Permit Application	3/15/2013	4/15/2013	7/25/2013	101
The ROI	Permit Application	8/13/2013	8/31/2013	9/20/2013	20
The Soapbox LLC	Permit Application	4/22/2013	5/15/2013	5/20/2013	5
Theresa Creations, Inc.	Signed Permit	2/28/2013	3/31/2013	3/1/2013	0
Times 2 Academy	Sign & Return Report	1/23/2013	2/7/2013	2/7/2013	0
Tommy's Pizza, Inc.	Permit Application	1/4/2013	2/1/2013	3/8/2013	35
Tommy's Pizza, Inc.	Permit Application	1/4/2013	3/8/2013	2/1/2013	0
Tony's Colonial Food	Permit Application	12/10/2013	1/7/2014	1/3/2014	0
Tool Craft Inc. / Ru-Mart Inc.	Signed Permit	2/21/2013	3/21/2013	3/13/2013	0
Tool Craft Inc. / Ru-Mart Inc.	Signed Permit	3/18/2013	4/15/2013	3/27/2013	0
Tri-Jay Company	Resampling Results for _____	3/19/2013	5/7/2013	4/25/2013	0
Tri-Jay Company	Permit Application	4/9/2013	5/7/2013	4/25/2013	0
Tri-Jay Company	Spill Control Plan	6/6/2013	7/12/2013	7/11/2013	0
Trinity Management Co., LLC	Permit Application	5/7/2013	6/8/2013	6/24/2013	16
True Bagels, Inc.	Permit Application	9/3/2013	10/1/2013	9/17/2013	0
True Bagels, Inc.	Permit Application	9/3/2013	10/1/2013	9/17/2013	0
UCAP	Other	4/16/2013	4/30/2013	4/25/2013	0
Uncas Manufacturing Company	Process Plans	10/4/2013	11/6/2013	11/1/2013	0
Uncas Manufacturing Company	Permit Application	10/4/2013	11/6/2013	11/1/2013	0
Uncas Manufacturing Company	Permit Application	11/5/2013	11/30/2013	11/27/2013	0
Uncas Manufacturing Company	Process Plans	11/5/2013	11/30/2013	11/27/2013	0
Underground Billiards, LLC	Permit Application	6/27/2013	7/31/2013	7/29/2013	0
Underground Billiards, LLC	Pretreatment Plans	8/2/2013	8/31/2013	10/25/2013	55
Underground Billiards, LLC	Pretreatment Plans	10/25/2013	11/24/2013		81
Unique Plating Company	Resampling Results for _____	2/18/2013	4/5/2013	3/29/2013	0
Unique Plating Company	Resampling Results for _____	4/2/2013	5/24/2013	3/29/2013	0

**Field's Point
User Requirements - 2013**

Company	Submittal	Issue Date	Due Date	Received Date	Days Late
Univar USA, Inc.	Spill Control Plan	4/11/2013	5/15/2013	5/29/2013	14
Univar USA, Inc.	Spill Control Plan	6/11/2013	6/15/2013	6/14/2013	0
VB Pizza, LLC	Permit Application	1/18/2013	2/21/2013	3/15/2013	22
Veggie Fun	Permit Application	4/8/2013	5/15/2013	6/7/2013	23
Veggie Fun	Pretreatment Plans	6/27/2013	7/31/2013	9/20/2013	51
Veggie Fun	Pretreatment Plans	9/23/2013	10/31/2013	10/10/2013	0
Warwick Poultry Company Inc.	Resampling Results for _____	3/21/2013	5/10/2013	4/8/2013	0
Warwick Poultry Company Inc.	Resampling Results for _____	3/21/2013	5/17/2013	4/19/2013	0
Warwick Poultry Company Inc.	Resampling Results for _____	3/21/2013	5/24/2013	4/29/2013	0
Warwick Poultry Company Inc.	Resampling Results for _____	3/21/2013	5/31/2013	6/5/2013	5
Wendy's International, Inc. (Eddy)	Permit Application	11/15/2013	12/13/2013		62
Wendy's International, Inc. (Manton)	Permit Application	11/15/2013	12/13/2013		62
West Side Diner	Permit Application	8/23/2013	9/15/2013	10/4/2013	19
West Side Diner	Pretreatment Plans	8/23/2013	9/15/2013	10/4/2013	19
Whole Foods Market Group, Inc.	Resampling Results for _____	6/6/2013	7/6/2013	9/3/2013	59
Whole Foods Market Group, Inc.	Resampling Results for _____	6/6/2013	7/13/2013	9/3/2013	52
Whole Foods Market Group, Inc.	Resampling Results for _____	6/6/2013	7/20/2013	10/7/2013	79
Whole Foods Market Group, Inc.	Resampling Results for _____	6/6/2013	7/27/2013	10/7/2013	72
Whole Foods Market Group, Inc.	Resampling Results for _____	6/6/2013	7/13/2013	10/7/2013	86
Women and Infants-Kilguss Lab	Resampling Results for _____	5/30/2013	7/18/2013	6/17/2013	0
Women and Infants-Kilguss Lab	Resampling Results for _____	6/24/2013	8/12/2013	6/26/2013	0
WVCB	Pretreatment Plans	6/11/2013	8/9/2013	7/31/2013	0
WVCB	Process Plans	6/11/2013	8/9/2013	7/31/2013	0
WVCB	Permit Application	6/11/2013	8/9/2013	7/31/2013	0
WVCB	Signed Permit	8/29/2013	11/30/2013	11/26/2013	0
WVCB	Spill Control Plan	8/29/2013	11/30/2013	11/26/2013	0
WVCB	Toxic Organic/Solvent Mgt Plan	8/29/2013	11/30/2013	11/26/2013	0
Yacht Club Beverages	Permit Application	1/18/2013	2/15/2013	2/25/2013	10

USER LATE REPORTS

BUCKLIN POINT

**Bucklin Point
Late Reports - 2013**

Company	Report Type	Location	Month Satisfied	Type	Sample Date	Due Date	Received Date	Days Late
3 Flags Bakery	Sampling	Sample Location # 1	March 2013	Grab	4/8/2013	4/30/2013	5/2/2013	2
3 Flags Bakery	Sampling	Sample Location # 1	September 2013	Grab	9/23/2013	10/31/2013	10/31/2013	0
A Taste of Europe	Sampling	Sample Location # 1	April 2013	Grab	4/29/2013	5/31/2013	7/1/2013	31
A Taste of Europe	Sampling	Sample Location # 1	October 2013	Grab	2/5/2014	11/30/2013	2/5/2014	67
Accent Plating Company	pH	Sample Location # 1	January 2013	Not Applicable	Not applicable	3/2/2013	3/4/2013	2
Accent Plating Company	pH	Sample Location # 1	October 2013	Not Applicable	Not applicable	11/30/2013	12/2/2013	2
Accent Plating Company	pH	Sample Location # 1	December 2013	Not Applicable	Not applicable	1/30/2014	2/3/2014	4
AJ Seabra Supermarkets	Sampling	Sample Location # 1	April 2013	Grab	4/18/2013	5/31/2013	6/24/2013	24
AJ Seabra Supermarkets	Sampling	Sample Location # 1	April 2013	Grab	12/18/2013	5/31/2013	1/10/2014	224
AJ Seabra Supermarkets	Sampling	Sample Location # 1	April 2013	Grab	12/24/2013	5/31/2013	1/10/2014	224
AJ Seabra Supermarkets	Sampling	Sample Location #2	April 2013	Grab	4/18/2013	5/31/2013	6/24/2013	24
AJ Seabra Supermarkets	Sampling	Sample Location #3	April 2013	Grab	4/18/2013	5/31/2013	6/24/2013	24
AJ Seabra Supermarkets	Sampling	Sample Location # 1	July 2013	Grab	8/8/2013	8/31/2013	10/8/2013	38
AJ Seabra Supermarkets	Sampling	Sample Location #2	July 2013	Grab	8/8/2013	8/31/2013	10/8/2013	38
AJ Seabra Supermarkets	Sampling	Sample Location #4	July 2013	Grab	8/8/2013	8/31/2013	10/8/2013	38
Angelica Textile Service	pH	Sample Location # 1	January 2013	Not Applicable	Not applicable	3/2/2013	3/4/2013	2
Angelica Textile Service	pH	Sample Location # 1	February 2013	Not Applicable	Not applicable	3/30/2013	4/1/2013	2
Angelica Textile Service	pH	Sample Location # 1	March 2013	Not Applicable	Not applicable	4/30/2013	5/6/2013	6
Angelica Textile Service	pH	Sample Location # 1	December 2013	Not Applicable	Not applicable	1/30/2014	2/6/2014	7
Antaya Technologies Corporation	pH	Sample Location # 1	March 2013	Not Applicable	Not applicable	4/30/2013	5/6/2013	6
Armando & Sons Meat Market	Sampling	Sample Location # 1	January 2013	Grab	3/8/2013	2/28/2013	3/19/2013	19
Armando & Sons Meat Market	Sampling	Sample Location # 1	July 2013	Grab	9/19/2013	8/31/2013	10/2/2013	32
Aspen Aerogels Rhode Island, LLC	Sampling	Sample Location # 1	February 2013	Composite	2/20/2013	3/31/2013	5/8/2013	38
Autocrat, LLC	Sampling	Sample Location # 1	July 2013	Composite	7/8/2013	8/31/2013	9/9/2013	9
Autocrat, LLC	Sampling	Sample Location # 2	January 2013	Grab	12/21/2012	2/28/2013	3/11/2013	11
Bachini's Bakery	Sampling	Sample Location # 1	May 2013	Grab	8/6/2013	6/30/2013	8/22/2013	53
Blackstone Dental	Certification	Dental BMP Certification	May 2013	Not Applicable	Not applicable	6/30/2013	7/9/2013	9
Blackstone Market	Sampling	Sample Location # 1	October 2013	Grab	10/1/2013	11/30/2013	1/6/2014	37
Bliss Manufacturing Co., Inc.	Sampling	Sample Location # 1	August 2013	Composite	8/9/2013	9/30/2013	10/9/2013	9
Bliss Manufacturing Co., Inc.	pH	Sample Location # 1	February 2013	Not Applicable	Not applicable	3/30/2013	4/4/2013	5
Bliss Manufacturing Co., Inc.	pH	Sample Location # 1	August 2013	Not Applicable	Not applicable	9/30/2013	10/4/2013	4
Bliss Manufacturing Co., Inc.	pH	Sample Location # 1	September 2013	Not Applicable	Not applicable	10/30/2013	11/12/2013	13
Bliss Manufacturing Co., Inc.	pH	Sample Location # 1	November 2013	Not Applicable	Not applicable	12/30/2013	1/2/2014	3
Broadway Car Wash	Sampling	Sample Location # 1	January 2013	Composite	3/18/2013	2/28/2013	6/13/2013	105
Bucci's Cafe' LLC	Sampling	Sample Location # 1	April 2013	Grab	7/18/2013	5/31/2013	7/18/2013	48
Bucket Brewery	Sampling	Sample Location # 1	October 2013	Grab	12/5/2013	11/30/2013	12/6/2013	6
Bullard Abrasives Inc	Certification	Zero Discharge Certification	March 2013	Not Applicable	Not applicable	4/30/2013	5/7/2013	7
Cafe Sowa	Sampling	Sample Location # 1	July 2013	Grab	9/13/2013	8/31/2013	9/13/2013	13
Cala Fruit Distributors, Inc.	Sampling	Sample Location # 1	January 2013	Grab	4/18/2013	2/28/2013	4/30/2013	61
Cala Fruit Distributors, Inc.	Sampling	Sample Location # 1	July 2013	Grab	12/5/2013	8/31/2013	12/23/2013	114

**Bucklin Point
Late Reports - 2013**

Company	Report Type	Location	Month Satisfied	Type	Sample Date	Due Date	Received Date	Days Late
Canton Wok	Sampling	Sample Location # 1	February 2013	Grab	5/21/2013	3/31/2013	5/21/2013	51
Catanzaros Food Products, Inc.	Sampling	Sample Location # 1	July 2013	Grab	7/22/2013	8/31/2013	9/9/2013	9
Central Auto Radiator, Inc.	Sampling	Sample Location # 1	April 2013	Grab	6/10/2013	5/31/2013	6/28/2013	28
Central Auto Radiator, Inc.	Sampling	Sample Location # 1	October 2013	Grab	10/31/2013	11/30/2013	12/24/2013	24
Central Auto Radiator, Inc.	pH	Sample Location # 1	February 2013	Not Applicable	Not applicable	3/30/2013	4/30/2013	31
Central Auto Radiator, Inc.	pH	Sample Location # 1	April 2013	Not Applicable	Not applicable	5/30/2013	6/28/2013	29
Central Auto Radiator, Inc.	pH	Sample Location # 1	May 2013	Not Applicable	Not applicable	6/30/2013	7/5/2013	5
Central Auto Radiator, Inc.	pH	Sample Location # 1	June 2013	Not Applicable	Not applicable	7/30/2013	9/19/2013	51
Central Auto Radiator, Inc.	pH	Sample Location # 1	July 2013	Not Applicable	Not applicable	8/30/2013	9/19/2013	20
Central Auto Radiator, Inc.	pH	Sample Location # 1	September 2013	Not Applicable	Not applicable	10/30/2013	12/20/2013	51
Central Auto Radiator, Inc.	pH	Sample Location # 1	October 2013	Not Applicable	Not applicable	11/30/2013	12/20/2013	20
Central Fruit Store	Sampling	Sample Location # 1	January 2013	Grab	7/5/2013	2/28/2013	7/5/2013	127
Charisma Manufacturing	pH	Sample Location # 1	May 2013	Not Applicable	Not applicable	6/30/2013	7/15/2013	15
Colonial Motor Sales, Inc.	Sampling	Sample Location # 1	January 2013	Grab	3/7/2013	2/28/2013	3/19/2013	19
Comfort Dental II	Certification	Dental BMP Certification	April 2013	Not Applicable	Not applicable	5/31/2013	6/11/2013	11
Conopco, Inc. (Site #1)	Sampling	Sample Location # 1	May 2013	Composite	5/29/2013	6/30/2013	7/1/2013	1
Conopco, Inc. (Site #1)	Sampling	Sample Location # 1	June 2013	Composite	6/19/2013	7/31/2013	7/31/2013	0
Conopco, Inc. (Site #2)	Sampling	Sample Location # 1	May 2013	Composite	5/29/2013	6/30/2013	7/1/2013	1
Conopco, Inc. (Site #2)	Sampling	Sample Location # 1	June 2013	Composite	6/19/2013	7/31/2013	7/31/2013	0
Conopco, Inc. (Site #2)	Sampling	Sample Location # 1	October 2013	Composite	12/23/2013	11/30/2013	12/23/2013	23
Continental Plastics & Packaging	Sampling	Sample Location # 1	July 2013	Grab	7/10/2013	8/31/2013	9/5/2013	5
Continental Plastics & Packaging	Sampling	Sample Location # 2	July 2013	Grab	7/10/2013	8/31/2013	9/5/2013	5
Cool Air Creations Inc.	Sampling	Sample Location # 1	October 2013	Grab	12/17/2013	11/30/2013	1/21/2014	52
Cool Air Creations Inc.	Sampling	Sample Location # 2	October 2013	Grab	12/17/2013	11/30/2013	1/21/2014	52
D. James Photopolous, DDS	Certification	Dental BMP Certification	April 2013	Not Applicable	Not applicable	5/31/2013	6/7/2013	7
D. Miller's Auto Body	Sampling	Sample Location # 1	January 2013	Grab	3/14/2013	2/28/2013	3/25/2013	25
Dave's Marketplace	Sampling	Sample Location # 1	January 2013	Grab	3/9/2013	2/28/2013	3/29/2013	29
Dave's Marketplace	Sampling	Sample Location # 1	July 2013	Grab	9/4/2013	8/31/2013	10/2/2013	32
David London and Company	Sampling	Sample Location # 1	July 2013	Grab	9/6/2013	8/31/2013	9/11/2013	11
Denison Acquisition Company, LLC	Sampling	Sample Location # 1	October 2013	Grab	10/30/2013	11/30/2013	12/16/2013	16
Denison Acquisition Company, LLC	pH	Sample Location # 1	June 2013	Not Applicable	Not applicable	7/30/2013	8/2/2013	3
Denison Acquisition Company, LLC	pH	Sample Location # 1	October 2013	Not Applicable	Not applicable	11/30/2013	12/9/2013	9
Dental Associates of Cumberland, Inc.	Certification	Dental BMP Certification	January 2013	Not Applicable	Not applicable	2/28/2013	3/8/2013	8
Dr. Anita N. Vasvani, D.M.D.	Certification	Dental BMP Certification	March 2013	Not Applicable	Not applicable	4/30/2013	5/1/2013	1
East Coast Auto	Sampling	Sample Location # 1	January 2013	Grab	1/1/2013	2/28/2013	4/3/2013	34
East Coast Auto	Sampling	Sample Location # 1	July 2013	Grab	7/1/2013	8/31/2013	9/23/2013	23
East Providence Fire Station #3	Sampling	Sample Location # 1	January 2013	Grab	1/4/2013	2/28/2013	3/8/2013	8
East Providence Fire Station #3	Sampling	Sample Location # 1	July 2013	Grab	7/12/2013	8/31/2013	12/6/2013	97
Eaton Aerospace	pH	Sample Location # 1	September 2013	Not Applicable	Not applicable	10/30/2013	11/7/2013	8
Eglantina Kica, D.M.D.	Certification	Dental BMP Certification	November 2013	Not Applicable	Not applicable	12/31/2013	1/13/2014	13

**Bucklin Point
Late Reports - 2013**

Company	Report Type	Location	Month Satisfied	Type	Sample Date	Due Date	Received Date	Days Late
El Paisa Restaurant, Inc.	Sampling	Sample Location # 1	April 2013	Grab	6/10/2013	5/31/2013	6/10/2013	10
El Paisa Restaurant, Inc.	Sampling	Sample Location # 2	April 2013	Grab	6/10/2013	5/31/2013	6/10/2013	10
Erick Market & More Inc.	Sampling	Sample Location # 1	October 2013	Grab	12/30/2013	11/30/2013	1/13/2014	44
Erick Market & More Inc.	Sampling	Sample Location # 1	October 2013	Grab	1/23/2014	11/30/2013	2/3/2014	65
Flor Di Brava	Sampling	Sample Location # 1	April 2013	Grab	10/21/2013	5/31/2013	11/13/2013	166
Foolproof Brewing Co., LLC	Sampling	Sample Location # 1	January 2013	Grab	1/28/2013	2/28/2013	3/7/2013	7
Foolproof Brewing Co., LLC	Sampling	Sample Location # 1	July 2013	Grab	7/31/2013	8/31/2013	9/3/2013	3
Gerard A. Belhumeur, DDS	Sampling	Sample Location # 1	October 2013	Grab	10/1/2013	11/30/2013	1/9/2014	40
Greek Oven Pizza and Wings	Sampling	Sample Location # 1	April 2013	Grab	1/6/2014	5/31/2013	1/6/2014	220
Greek Oven Pizza and Wings	Sampling	Sample Location # 1	October 2013	Grab	1/6/2014	11/30/2013	1/6/2014	37
Hasbro, Inc.	Sampling	Sample Location # 1	April 2013	Grab	6/7/2013	5/31/2013	6/13/2013	13
Hasbro, Inc.	Sampling	Sample Location #2	April 2013	Grab	6/7/2013	5/31/2013	6/13/2013	13
Hidalgo Market Restaurant	Sampling	Sample Location # 1	May 2013	Grab	7/30/2013	6/30/2013	8/14/2013	45
High Ridge Swim & Tennis Club	Sampling	Sample Location # 1	July 2013	Grab	7/29/2013	8/31/2013	9/27/2013	27
Highland Dental Group, Inc.	Sampling	Sample Location #2	April 2013	Grab	4/29/2013	5/31/2013	6/11/2013	11
Impact Custom Apparel, LLC	Sampling	Sample Location # 1	April 2013	Grab	7/9/2013	5/31/2013	7/30/2013	60
Ink Solution	Sampling	Sample Location # 1	October 2013	Grab	11/29/2013	11/30/2013	12/23/2013	23
J.H. Lynch & Sons, Inc.	Sampling	Sample Location # 1	October 2013	Composite	10/30/2013	11/30/2013	12/3/2013	3
J.I.F. Investment Co., Inc.	Sampling	Sample Location # 1	April 2013	Grab	6/6/2013	5/31/2013	7/1/2013	31
John Rocchio Corporation	Report	Discharge Summary Report	January 2013	Not Applicable	Not applicable	2/28/2013	3/7/2013	7
John Rocchio Corporation	Report	Discharge Summary Report	April 2013	Not Applicable	Not applicable	5/31/2013	6/12/2013	12
John Rocchio Corporation	Report	Discharge Summary Report	August 2013	Not Applicable	Not applicable	9/30/2013	10/3/2013	3
K&W Webbing Company	pH	Sample Location # 1	January 2013	Not Applicable	Not applicable	3/2/2013	3/7/2013	5
K&W Webbing Company	pH	Sample Location # 1	July 2013	Not Applicable	Not applicable	8/30/2013	9/11/2013	12
K&W Webbing Company	pH	Sample Location # 1	September 2013	Not Applicable	Not applicable	10/30/2013	11/12/2013	13
Lincoln Dental Associates, Inc.	Certification	Dental BMP Certification	February 2013	Not Applicable	Not applicable	3/31/2013	4/16/2013	16
Lydia A. Klufas, DDS	Certification	Dental BMP Certification	December 2013	Not Applicable	Not applicable	1/31/2014	2/10/2014	10
M & M NY System	Sampling	Sample Location # 1	January 2013	Grab	3/26/2013	2/28/2013	5/14/2013	75
M & M NY System	Sampling	Sample Location # 1	July 2013	Grab	9/23/2013	8/31/2013	11/19/2013	80
Madison Cutting Tool	Certification	Zero Discharge Certification	January 2013	Not Applicable	Not applicable	3/2/2013	3/6/2013	4
Madison Cutting Tool	Certification	Zero Discharge Certification	February 2013	Not Applicable	Not applicable	3/30/2013	4/5/2013	6
Madison Cutting Tool	Certification	Zero Discharge Certification	April 2013	Not Applicable	Not applicable	5/30/2013	6/26/2013	27
Madison Cutting Tool	Certification	Zero Discharge Certification	June 2013	Not Applicable	Not applicable	7/30/2013	8/15/2013	16
Madison Cutting Tool	Certification	Zero Discharge Certification	July 2013	Not Applicable	Not applicable	8/30/2013	9/10/2013	11
Madison Cutting Tool	Certification	Zero Discharge Certification	August 2013	Not Applicable	Not applicable	9/30/2013	10/9/2013	9
Main Street Market, Inc.	Sampling	Sample Location # 1	January 2013	Grab	4/8/2013	2/28/2013	4/19/2013	50
Main Street Market, Inc.	Sampling	Sample Location # 1	July 2013	Grab	9/4/2013	8/31/2013	9/16/2013	16
Marotta Food Corporation	Sampling	Sample Location # 1	March 2013	Grab	9/23/2013	4/30/2013	10/9/2013	162
Memorial Hospital of Rhode Island	Sampling	Sample Location # 1	May 2013	Grab	5/6/2013	6/30/2013	7/2/2013	2
Memorial Hospital of RI	Sampling	Sample Location # 2	November 2013	Grab	11/20/2013	12/31/2013	1/3/2014	3

**Bucklin Point
Late Reports - 2013**

Company	Report Type	Location	Month Satisfied	Type	Sample Date	Due Date	Receieved Date	Days Late
Memorial Hospital of RI	Sampling	Sample Location # 2	November 2013	Grab	11/27/2013	12/31/2013	1/3/2014	3
Michael Healy Designs, Inc.	Sampling	Sample Location # 1	July 2013	Composite	7/22/2013	8/31/2013	9/13/2013	13
Michael's Meats	Sampling	Sample Location # 1	January 2013	Grab	4/15/2013	2/28/2013	5/10/2013	71
Microfibres, Inc.	Sampling	Sample Location # 1	December 2013	Composite	12/11/2013	1/31/2014	1/31/2014	0
Microfibres, Inc.	pH	Sample Location # 1	December 2013	Not Applicable	Not applicable	1/30/2014	1/31/2014	1
Mirror Image	Sampling	Sample Location # 1	April 2013	Grab	6/18/2013	5/31/2013	6/27/2013	27
Modern Diner	Sampling	Sample Location # 1	April 2013	Grab	6/20/2013	5/31/2013	7/5/2013	35
NECVW, Inc.	Sampling	Sample Location # 1	January 2013	Grab	3/22/2013	2/28/2013	4/1/2013	32
North American Salt & Fresh Fish Corp.	Sampling	Sample Location # 1	January 2013	Grab	3/25/2013	2/28/2013	4/4/2013	35
North American Salt & Fresh Fish Corp.	Sampling	Sample Location # 1	July 2013	Grab	9/3/2013	8/31/2013	9/12/2013	12
Nuts 'N More	Sampling	Sample Location # 1	July 2013	Grab	9/26/2013	8/31/2013	10/18/2013	48
Nuzzo Campion Stone Enterprises, Inc.	Certification	Zero Discharge Certification	January 2013	Not Applicable	Not applicable	2/28/2013	3/11/2013	11
Nuzzo Campion Stone Enterprises, Inc.	Certification	Zero Discharge Certification	July 2013	Not Applicable	Not applicable	8/31/2013	9/18/2013	18
Paul G. Roque, DDS	Certification	Dental BMP Certification	November 2013	Not Applicable	Not applicable	12/31/2013	1/9/2014	9
Pawtucket Lion Pizza, Inc.	Sampling	Sample Location # 1	April 2013	Grab	6/21/2013	5/31/2013	7/9/2013	39
Pawtucket Lion Pizza, Inc.	Sampling	Sample Location # 1	October 2013	Grab	12/12/2013	11/30/2013	12/31/2013	31
Pawtucket Power Associates	Sampling	Sample Location # 1	July 2013	Composite	7/24/2013	8/31/2013	9/3/2013	3
Pawtucket Power Associates	Sampling	Sample Location # 1	July 2013	Composite	7/24/2013	8/31/2013	9/5/2013	5
Pawtucket Power Associates	Sampling	Sample Location # 4	July 2013	Composite	7/18/2013	8/31/2013	9/3/2013	3
Pawtucket Power Associates	Sampling	Sample Location # 4	July 2013	Composite	7/24/2013	8/31/2013	9/3/2013	3
Pawtucket Power Associates	Sampling	Sample Location # 4	July 2013	Composite	7/24/2013	8/31/2013	9/5/2013	5
Pawtucket Power Associates	Sampling	Sample Location # 1	October 2013	Composite	10/1/2013	11/30/2013	12/5/2013	5
Pawtucket Power Associates	Sampling	Sample Location # 2	July 2013	Grab	7/1/2013	8/31/2013	9/3/2013	3
Pawtucket Power Associates	Sampling	Sample Location # 3	July 2013	Grab	7/17/2013	8/31/2013	9/3/2013	3
Pawtucket Power Associates	Sampling	Sample Location # 3	July 2013	Grab	7/24/2013	8/31/2013	9/3/2013	3
Pawtucket Power Associates	Sampling	Sample Location # 3	July 2013	Grab	7/24/2013	8/31/2013	9/5/2013	5
Pawtucket Power Associates	Sampling	Sample Location # 2	October 2013	Grab	10/1/2013	11/30/2013	12/5/2013	5
Pawtucket Power Associates	Sampling	Sample Location # 3	October 2013	Grab	10/1/2013	11/30/2013	12/5/2013	5
Pawtucket Power Associates	Sampling	Sample Location # 4	October 2013	Grab	10/1/2013	11/30/2013	12/5/2013	5
Pawtucket Power Associates	Sampling	Sample Location # 3	December 2013	Grab	12/2/2013	1/31/2014	2/6/2014	6
Pawtucket Power Associates	pH	Sample Location # 1	July 2013	Not Applicable	Not applicable	8/30/2013	9/3/2013	4
Pawtucket Power Associates	pH	Sample Location # 2	July 2013	Not Applicable	Not applicable	8/30/2013	9/3/2013	4
Pedro Teixeira, DDS	Certification	Dental BMP Certification	January 2013	Not Applicable	Not applicable	2/28/2013	3/12/2013	12
Philip J. Calabro, D.M.D.	Certification	Dental BMP Certification	April 2013	Not Applicable	Not applicable	5/31/2013	6/12/2013	12
Piatek Machine Co., Inc.	Certification	Zero Discharge Certification	October 2013	Not Applicable	Not applicable	11/30/2013	12/9/2013	9
Poly/Sperse, Corp.	pH	Sample Location # 1	January 2013	Not Applicable	Not applicable	3/2/2013	3/6/2013	4
Poly/Sperse, Corp.	pH	Sample Location # 1	April 2013	Not Applicable	Not applicable	5/30/2013	6/5/2013	6
Providence Wire Creations, Inc. (Pawt)	Certification	Zero Discharge Certification	January 2013	Not Applicable	Not applicable	2/28/2013	3/29/2013	29
Providence Wire Creations, Inc. (Pawt)	Certification	Zero Discharge Certification	July 2013	Not Applicable	Not applicable	8/31/2013	9/27/2013	27
Putnam Holdings, Inc.	Certification	Zero Discharge Certification	November 2013	Not Applicable	Not applicable	12/31/2013	1/27/2014	27

**Bucklin Point
Late Reports - 2013**

Company	Report Type	Location	Month Satisfied	Type	Sample Date	Due Date	Received Date	Days Late
Putnam Holdings, Inc.	Certification	Zero Discharge Certification	November 2013	Not Applicable	Not applicable	12/30/2013	1/27/2014	28
Rhode Island Textile Company	pH	Sample Location # 1	January 2013	Not Applicable	Not applicable	3/2/2013	3/11/2013	9
Rhode Island Textile Company	pH	Sample Location # 1	March 2013	Not Applicable	Not applicable	4/30/2013	5/8/2013	8
Rhode Island Textile Company	pH	Sample Location # 1	September 2013	Not Applicable	Not applicable	10/30/2013	11/6/2013	7
Ribatejo	Sampling	Sample Location # 1	January 2013	Grab	3/13/2013	2/28/2013	3/26/2013	26
Rumford Dental	Certification	Dental BMP Certification	July 2013	Not Applicable	Not applicable	8/31/2013	9/9/2013	9
Russell S. Chin, DDS, Ltd.	Sampling	Sample Location # 1	April 2013	Grab	5/30/2013	5/31/2013	7/8/2013	38
Sewrite Embroidery	Sampling	Sample Location # 1	October 2013	Grab	12/10/2013	11/30/2013	12/23/2013	23
Simmering Soup Kitchen, LLC	Sampling	Sample Location # 1	April 2013	Grab	7/15/2013	5/31/2013	8/1/2013	62
Simmering Soup Kitchen, LLC	Sampling	Sample Location # 1	April 2013	Grab	8/1/2013	5/31/2013	9/19/2013	111
Simmering Soup Kitchen, LLC	Sampling	Sample Location # 1	April 2013	Grab	8/8/2013	5/31/2013	9/19/2013	111
Simmering Soup Kitchen, LLC	Sampling	Sample Location # 1	April 2013	Grab	8/15/2013	5/31/2013	9/19/2013	111
Simmering Soup Kitchen, LLC	Sampling	Sample Location # 1	April 2013	Grab	8/22/2013	5/31/2013	9/19/2013	111
Stuart Manufacturing, LLC	Sampling	Sample Location # 1	April 2013	Grab	6/10/2013	5/31/2013	6/19/2013	19
Stuart Manufacturing, LLC	pH	Sample Location # 2	February 2013	Not Applicable	Not applicable	3/30/2013	4/4/2013	5
Stuart Manufacturing, LLC	pH	Sample Location # 2	August 2013	Not Applicable	Not applicable	9/30/2013	10/7/2013	7
Suds Plus Car Wash	Sampling	Sample Location # 1	October 2013	Grab	10/22/2013	11/30/2013	12/12/2013	12
Summit Manufacturing Corporation	Sampling	Sample Location # 1	June 2013	Composite	6/28/2013	7/31/2013	8/1/2013	1
Summit Manufacturing Corporation	pH	Sample Location # 1	June 2013	Not Applicable	Not applicable	7/30/2013	8/1/2013	2
Tanury Industries	Sampling	Sample Location # 4	June 2013	Grab	6/30/2013	7/31/2013	8/2/2013	2
Tastex Corporation	pH	Sample Location # 1	January 2013	Not Applicable	Not applicable	3/2/2013	3/4/2013	2
Teknicote, Inc. (Cumberland)	pH	Sample Location # 1	March 2013	Not Applicable	Not applicable	4/30/2013	5/6/2013	6
Texcel Industries, Inc.	pH	Sample Location # 1	October 2013	Not Applicable	Not applicable	11/30/2013	12/10/2013	10
The Family Dentist, Inc.	Certification	Dental BMP Certification	July 2013	Not Applicable	Not applicable	8/31/2013	9/4/2013	4
Tiffany and Company	Sampling	Sample Location # 1	April 2013	Composite	4/17/2013	5/31/2013	5/31/2013	0
Tiffany and Company	pH	Sample Location # 1	April 2013	Not Applicable	Not applicable	5/30/2013	5/31/2013	1
Tracey Gear Inc.	Certification	Zero Discharge Certification	January 2013	Not Applicable	Not applicable	2/28/2013	3/12/2013	12
Tracey Gear Inc.	Certification	Zero Discharge Certification	July 2013	Not Applicable	Not applicable	8/31/2013	9/9/2013	9
Vital Diagnostics, Inc.	Sampling	Sample Location # 1	October 2013	Grab	10/18/2013	11/30/2013	12/2/2013	2
Vital Diagnostics, Inc.	pH	Sample Location # 1	October 2013	Not Applicable	Not applicable	11/30/2013	12/2/2013	2
Walter M. Dzialo, DDS	Certification	Dental BMP Certification	October 2013	Not Applicable	Not applicable	11/30/2013	12/6/2013	6
William B. Chan DMD	Certification	Dental BMP Certification	October 2013	Not Applicable	Not applicable	11/30/2013	12/11/2013	11
William Naughton, DDS	Certification	Dental BMP Certification	October 2013	Not Applicable	Not applicable	11/30/2013	12/20/2013	20
Xelapan Bakery and Convenience	Sampling	Sample Location # 1	June 2013	Grab	7/30/2013	7/31/2013	9/3/2013	34
Zaccagnini's Pastry Shoppe	Sampling	Sample Location # 1	April 2013	Grab	7/9/2013	5/31/2013	7/24/2013	54
Zebra Technologies Corporation	Certification	Zero Discharge Certification	November 2013	Not Applicable	Not applicable	12/31/2013	1/6/2014	6

USER REQUIREMENTS

BUCKLIN POINT

**Bucklin Point
User Requirements - 2013**

Company	Submittal	Issue Date	Due Date	Received Date	Days Late
A.T. Cross Company	Toxic Organic/Solvent Mgt Plan	1/24/2013	2/22/2013	2/20/2013	0
A.T. Cross Company	Permit Application	7/16/2013	8/13/2013	8/9/2013	0
ACS Industries, Inc.	Permit Application	4/12/2013	5/12/2013	5/29/2013	17
ACS Industries, Inc.	Signed Permit	10/18/2013	11/18/2013	11/14/2013	0
AJ Seabra Supermarkets	Resampling Results for _____	6/28/2013	8/15/2013	1/10/2014	148
Accent Plating Company	Permit Application	12/6/2013	1/6/2014	1/30/2014	24
Adelina Productions Inc.	Permit Application	6/27/2013	7/31/2013	12/6/2013	128
Angelica Textile Service	Permit Application	4/26/2013	5/24/2013	5/10/2013	0
Armando & Sons Meat Market	Permit Application	4/26/2013	5/24/2013	5/20/2013	0
ArtVac Corporation	Permit Application	8/9/2013	9/15/2013	9/23/2013	8
Auto Parts Group Southwest LLC	Permit Application	9/12/2013	10/15/2013	1/13/2014	90
Avenue N American Kitchen	Permit Application	3/27/2013	4/25/2013	5/9/2013	14
Avenue N American Kitchen	Pretreatment Plans	3/27/2013	4/25/2013	5/9/2013	14
Avenue N American Kitchen	Pretreatment Plans	5/31/2013	6/24/2013	6/14/2013	0
B. Pinelli's Simply Italian	Repair Grease Trap	3/12/2013	3/30/2013	3/19/2013	0
Bawa & Gill	Permit Application	2/19/2013	3/19/2013	5/3/2013	45
Benedict J. Ingegneri Jr. DMD PC Inc.	Permit Application	10/1/2013	10/29/2013	11/20/2013	22
Blackstone Valley Assisted Living	Permit Application	7/26/2013	8/23/2013	8/19/2013	0
Broadway Car Wash	Chain of Custody Documentation	5/10/2013	5/15/2013	5/21/2013	6
Bucket Brewery	Permit Application	6/6/2013	8/31/2013	7/25/2013	0
Bunge North America (East), LLC	Other	3/15/2013	3/31/2013	3/22/2013	0
Cafe Sowa	Pretreatment Plans	3/6/2013	3/31/2013	5/24/2013	54
Cafe Sowa	Pretreatment Plans	5/28/2013	6/24/2013	9/13/2013	81
Catanzaros Food Products, Inc.	Other	3/19/2013	4/19/2013	4/25/2013	6
Catanzaros Food Products, Inc.	Resampling Results for _____	5/7/2013	6/21/2013	5/17/2013	0
Catanzaros Food Products, Inc.	Resampling Results for _____	5/7/2013	6/28/2013	9/9/2013	73
Catanzaros Food Products, Inc.	Resampling Results for _____	5/7/2013	7/12/2013	5/17/2013	0
Catanzaros Food Products, Inc.	Resampling Results for _____	5/7/2013	7/5/2013	5/17/2013	0
Charisma Manufacturing	Facility Shut Down Plan Disposal Plan	6/4/2013	6/10/2013	6/17/2013	7
Chemart Company	Resampling Results for _____	2/19/2013	4/12/2013	3/12/2013	0
Chemart Company	Resampling Results for _____	2/19/2013	4/12/2013	3/12/2013	0
Chemart Company	Resampling Results for _____	8/14/2013	10/4/2013	9/5/2013	0
Chemart Company	Resampling Results for _____	9/3/2013	10/25/2013	9/5/2013	0
Cintas Corporation	Permit Application	11/8/2013	12/6/2013	12/4/2013	0
Creative Stone Countertops Inc.	Permit Application	4/24/2013	5/15/2013	5/13/2013	0
Crown Collision Center	Resampling Results for _____	8/6/2013	9/24/2013	9/11/2013	0
Crown Collision Center	Resampling Results for _____	9/12/2013	10/31/2013	9/20/2013	0
Crown Collision Center	Resampling Results for _____	9/20/2013	11/8/2013	11/27/2013	19
Darlene Group	Permit Application	3/8/2013	4/15/2013	3/25/2013	0
Denison Acquisition Company, LLC	Resampling Results for _____	3/11/2013	5/3/2013	4/8/2013	0
Denison Acquisition Company, LLC	Resampling Results for _____	3/11/2013	5/3/2013	4/8/2013	0
Denison Acquisition Company, LLC	Resampling Results for _____	5/28/2013	7/19/2013	6/12/2013	0
Denison Acquisition Company, LLC	Permit Application	6/27/2013	7/15/2013	6/27/2013	0
Denison Acquisition Company, LLC	Resampling Results for _____	7/31/2013	9/20/2013	8/22/2013	0
Denison Acquisition Company, LLC	Resampling Results for _____	12/19/2013	2/7/2014	2/3/2014	0
Dialysis Center of Pawtucket	Permit Application	4/9/2013	5/9/2013	4/25/2013	0
Dominican Restaurant	Permit Application	4/26/2013	5/24/2013	10/18/2013	147
Domino's Pizza (Newport Ave.)	Permit Application	8/9/2013	9/6/2013	9/9/2013	3
Don's Lunch	Permit Application	10/4/2013	11/1/2013	10/30/2013	0
Double Dragon	Permit Application	10/1/2013	10/29/2013	10/21/2013	0
Drs. Ward and Johnson	Permit Application	11/8/2013	12/8/2013	12/12/2013	4
Dunkin Donuts-Broad Street	Permit Application	12/10/2013	1/7/2014	12/19/2013	0
Eaton Aerospace	Process Plans	7/15/2013	8/19/2013	7/15/2013	0
Eaton Aerospace	Five Day Sampling Results	8/16/2013	9/30/2013	10/30/2013	30
Eaton Aerospace	Toxic Organic/Solvent Mgt Plan	8/19/2013	9/16/2013	10/11/2013	25
Eaton Aerospace	Spill Control Plan	8/19/2013	9/16/2013	9/26/2013	10
Eaton Aerospace	Toxic Organic/Solvent Mgt Plan	10/11/2013	11/30/2013	11/27/2013	0
El Sembrador Restaurant	Permit Application	4/11/2013	5/15/2013	4/25/2013	0
Erick Market & More Inc.	Permit Application	4/16/2013	5/1/2013	4/30/2013	0
Erick Market & More Inc.	Pretreatment Plans	5/16/2013	5/31/2013	6/6/2013	6
Fallon Memorial Elementary School	Install Sample Location	2/8/2013	3/15/2013	3/28/2013	13
Fallon Memorial Elementary School	Repair Grease Trap	4/16/2013	5/5/2013	7/12/2013	68
Fortune House	Permit Application	10/4/2013	11/1/2013	10/10/2013	0

**Bucklin Point
User Requirements - 2013**

Company	Submittal	Issue Date	Due Date	Received Date	Days Late
Fujifilm Electronic Materials USA, Inc.	Facility Shut Down Procedure Inventory	2/15/2013	2/28/2013	3/19/2013	19
Fujifilm Electronic Materials USA, Inc.	Facility Shut Down Dismantle/Decontamination Plan	2/15/2013	2/28/2013	3/19/2013	19
Fujifilm Electronic Materials USA, Inc.	Facility Shut Down Plan Disposal Plan	2/15/2013	2/28/2013	3/19/2013	19
GASC	Permit Application	12/16/2013	1/31/2014		13
Garvin Memorial Elementary	Permit Application	4/26/2013	5/24/2013	5/28/2013	4
Gerard A. Belhumeur, DDS	Permit Application	10/18/2013	11/20/2013	11/22/2013	2
Golden Palace	Permit Application	2/15/2013	3/15/2013	3/11/2013	0
HM Vincent, DMD, LLC	Permit Application	3/8/2013	4/15/2013	3/19/2013	0
HP Services, Inc.	Engineering Study	4/5/2013	4/30/2013	4/17/2013	0
Harris Industries, Inc.	Spill Control Plan	3/26/2013	4/15/2013	4/3/2013	0
Harvest Greens and Beans	Pretreatment Plans	4/11/2013	5/30/2013	7/8/2013	39
Hindley Manufacturing Company	Permit Application	10/18/2013	11/20/2013	11/4/2013	0
Hord Crystal Corporation	Permit Application	3/8/2013	4/15/2013	3/20/2013	0
Impact Custom Apparel, LLC	Spill Control Plan	2/1/2013	3/15/2013	7/10/2013	117
Imperial Packaging Corporation	Process Plans	1/17/2013	1/30/2013	3/1/2013	30
Imperial Packaging Corporation	Permit Application	1/17/2013	1/30/2013	3/1/2013	30
Imperial Packaging Corporation	Process Plans	4/9/2013	5/15/2013	7/24/2013	70
Imperial Packaging Corporation	Toxic Organic/Solvent Mgt Plan	4/9/2013	5/15/2013	7/17/2013	63
Imperial Packaging Corporation	Install Sample Location	7/30/2013	9/4/2013	9/25/2013	21
Imperial Packaging Corporation	Spill Control Plan	8/22/2013	9/20/2013	12/9/2013	80
Imperial Packaging Corporation	Process Plans	10/4/2013	10/18/2013	10/10/2013	0
Imperial Packaging Corporation	Install Sample Location	10/4/2013	10/18/2013	10/10/2013	0
Imperial Packaging Corporation	Process Plans	10/30/2013	11/29/2013	12/9/2013	10
Imperial Packaging Corporation	Process Plans	12/23/2013	1/30/2014	1/30/2014	0
InCytu, Incorporated	Spill Control Plan	5/28/2013	6/28/2013	7/31/2013	33
InCytu, Incorporated	Spill Control Plan	5/28/2013	7/31/2013	8/8/2013	8
InCytu, Incorporated	Toxic Organic/Solvent Mgt Plan	5/28/2013	7/31/2013	8/8/2013	8
Industrial Container Services - RI, LLC	Toxic Organic/Solvent Mgt Plan	5/24/2013	7/24/2013	7/24/2013	0
Industrial Container Services - RI, LLC	Spill Control Plan	5/24/2013	7/24/2013	7/24/2013	0
Ink Solution	Permit Application	5/17/2013	6/17/2013	6/17/2013	0
Ink Solution	Process Plans	5/17/2013	6/17/2013	6/17/2013	0
Ink Solution	Spill Control Plan	7/29/2013	8/26/2013	9/17/2013	22
International Meat Market	Process Plans	4/5/2013	4/30/2013	5/1/2013	1
International Meat Market	Permit Application	4/5/2013	4/30/2013	5/1/2013	1
International Meat Market	Install Sample Location	6/21/2013	7/15/2013	8/7/2013	23
J and K Restaurant	Install Sample Location	1/14/2013	2/14/2013	3/6/2013	20
J and K Restaurant	Install Sample Location	10/4/2013	10/31/2013		105
J's Deli	Permit Application	4/26/2013	5/24/2013	7/10/2013	47
Jacky's Galaxie Restaurant, Inc.	Permit Application	1/25/2013	2/22/2013	3/12/2013	18
Jerry's Friendly Tap LLC	Install Pretreatment System	2/21/2013	3/14/2013	4/4/2013	21
Jerry's Friendly Tap LLC	Pretreatment Plans	5/9/2013	5/30/2013	6/4/2013	5
Jerry's Friendly Tap LLC	Other	6/12/2013	7/15/2013	7/16/2013	1
K & A El Masri- Ronzio Pizza	Permit Application	10/15/2013	11/15/2013	10/24/2013	0
Kenneth Castellucci & Associates, Inc.	Permit Application	7/9/2013	8/9/2013	9/9/2013	31
Kitchen & Counter Top Center of N.E.	Permit Application	9/30/2013	10/31/2013	11/15/2013	15
Len's Hot Dog Haven	Permit Application	10/22/2013	11/19/2013	11/15/2013	0
Lighthouse at Lincoln	Permit Application	11/22/2013	1/31/2014	1/29/2014	0
Lincoln Manufacturing, Inc.	Other	2/12/2013	5/30/2013	8/22/2013	84
Lincoln Manufacturing, Inc.	Spill Control Plan	2/12/2013	5/30/2013	5/28/2013	0
Lincoln Manufacturing, Inc.	Toxic Organic/Solvent Mgt Plan	2/12/2013	5/30/2013	5/28/2013	0
Lincoln Manufacturing, Inc.	Resampling Results for _____	6/12/2013	8/2/2013	8/22/2013	20
Lincoln Manufacturing, Inc.	Resampling Results for _____	8/26/2013	10/18/2013	9/23/2013	0
Lincoln Manufacturing, Inc.	Resampling Results for _____	9/23/2013	11/15/2013	11/8/2013	0
Lindbergh Auto Body, Inc.	Permit Application	4/26/2013	5/24/2013	5/29/2013	5
Liquid Blue	Resampling Results for _____	4/30/2013	6/18/2013	5/9/2013	0
Liquid Blue	Resampling Results for _____	11/15/2013	1/3/2014	11/27/2013	0
M & MNY System	Other	5/14/2013	5/30/2013	5/14/2013	0
Martin Bakers, LLC	Permit Application	1/25/2013	2/22/2013	2/7/2013	0
McDonald's-Mineral Spring Ave.	Permit Application	6/13/2013	7/15/2013	6/20/2013	0
Memorial Hospital of RI	Permit Application	1/15/2013	2/15/2013	2/19/2013	4
Memorial Hospital of RI	Permit Application	2/25/2013	3/8/2013	3/5/2013	0
Memorial Hospital of RI	Process Plans	5/3/2013	5/30/2013	6/3/2013	4
Memorial Hospital of RI	Process Plans	6/11/2013	6/14/2013	6/13/2013	0

**Bucklin Point
User Requirements - 2013**

Company	Submittal	Issue Date	Due Date	Received Date	Days Late
Memorial Hospital of RI	Resampling Results for _____	11/21/2013	1/9/2014	1/3/2014	0
Michael Healy Designs, Inc.	Permit Application	3/8/2013	4/15/2013	4/25/2013	10
Ming Garden, Inc.	Repair Grease Trap	4/1/2013	4/15/2013	5/14/2013	29
Mirror Image	Sign & Return Report	7/23/2013	8/16/2013	9/18/2013	33
Multi-Wall Packaging a Division of ITW	Permit Application	3/8/2013	4/15/2013	4/25/2013	10
Multi-Wall Packaging a Division of ITW	Signed Permit	7/1/2013	7/31/2013	7/11/2013	0
Murray's Pub	Permit Application	1/22/2013	2/22/2013	3/11/2013	17
NECVW, Inc.	Permit Application	4/26/2013	5/24/2013	5/3/2013	0
Neurotech Pharmaceuticals, Inc.	Permit Application	3/12/2013	4/12/2013	3/15/2013	0
New England Linen Supply, Inc.	Other	1/18/2013	2/15/2013	2/15/2013	0
New England Linen Supply, Inc.	Other	1/25/2013	2/25/2013	3/5/2013	8
New England Linen Supply, Inc.	Resampling Results for _____	12/11/2013	1/31/2014		13
Newport 223 Donuts, Inc.	Permit Application	3/19/2013	4/16/2013	4/22/2013	6
Newport 223 Donuts, Inc.	Permit Application	4/22/2013	5/20/2013	5/13/2013	0
Newport Division Donuts, Inc.	Permit Application	1/25/2013	2/22/2013	2/22/2013	0
Orion Retail	Resampling Results for _____	1/11/2013	3/1/2013	2/15/2013	0
Orion Retail	Resampling Results for _____	1/11/2013	3/1/2013	2/15/2013	0
Packaging Concepts, Ltd.	Resampling Results for _____	8/2/2013	9/20/2013	9/12/2013	0
Pamfilio's Italian Deli	Permit Application	5/16/2013	6/17/2013	7/16/2013	29
Patriot Textiles, Inc.	Process Plans	8/2/2013	8/30/2013	8/7/2013	0
Patriot Textiles, Inc.	Pretreatment Plans	8/2/2013	8/30/2013	8/7/2013	0
Patriot Textiles, Inc.	Permit Application	8/2/2013	8/30/2013	8/7/2013	0
Patriot Textiles, Inc.	Spill Control Plan	9/9/2013	10/9/2013	10/30/2013	21
Patriot Textiles, Inc.	Toxic Organic/Solvent Mgt Plan	9/9/2013	10/9/2013	10/30/2013	21
Pawtucket Red Sox Baseball Club	Permit Application	11/1/2013	11/28/2013	11/27/2013	0
Pawtucket Red Sox Baseball Club	Permit Application	11/1/2013	11/28/2013	11/11/2013	0
Pawtucket Soup Kitchen	Permit Application	10/15/2013	11/15/2013	11/6/2013	0
Phoenix Converting Corporation	Permit Application	9/6/2013	10/4/2013	10/17/2013	13
Prothera Biologics	Permit Application	3/5/2013	3/30/2013	4/5/2013	6
Prothera Biologics	Process Plans	3/5/2013	3/30/2013	4/5/2013	6
Prothera Biologics	Pretreatment Plans	3/5/2013	3/30/2013	4/5/2013	6
Prothera Biologics	Pretreatment Plans	4/8/2013	4/19/2013	4/25/2013	6
Prothera Biologics	Permit Application	4/8/2013	4/19/2013	4/10/2013	0
Prothera Biologics	Process Plans	4/8/2013	4/19/2013	4/25/2013	6
Prothera Biologics	Pretreatment Plans	5/17/2013	6/7/2013	6/7/2013	0
Prothera Biologics	Process Plans	5/17/2013	6/7/2013	6/7/2013	0
Prothera Biologics	Spill Control Plan	6/24/2013	7/22/2013	7/22/2013	0
Prothera Biologics	Toxic Organic/Solvent Mgt Plan	6/27/2013	7/30/2013	7/22/2013	0
Prothera Biologics	Spill Control Plan	7/24/2013	8/16/2013	8/9/2013	0
Prothera Biologics	Toxic Organic/Solvent Mgt Plan	7/24/2013	8/16/2013	8/9/2013	0
Prothera Biologics	How to Comply	10/22/2013	11/15/2013	11/4/2013	0
Prothera Biologics	Other	10/22/2013	11/15/2013	11/12/2013	0
Prothera Biologics	Other	11/21/2013	12/20/2013	12/17/2013	0
Prothera Biologics	Other	12/26/2013	1/17/2014	1/17/2014	0
Providence Fire Restoration	Permit Application	9/6/2013	10/4/2013	10/24/2013	20
Putnam Holdings, Inc.	Pretreatment Plans	2/15/2013	3/29/2013	4/11/2013	13
Putnam Holdings, Inc.	Permit Application	2/15/2013	3/29/2013	4/11/2013	13
Putnam Holdings, Inc.	Process Plans	2/15/2013	3/29/2013	4/11/2013	13
Putnam Holdings, Inc.	Process Plans	4/18/2013	5/24/2013	9/24/2013	123
Putnam Holdings, Inc.	Permit Application	4/18/2013	5/24/2013	6/19/2013	26
Putnam Holdings, Inc.	Toxic Organic/Solvent Mgt Plan	11/5/2013	12/2/2013	1/29/2014	58
Putnam Holdings, Inc.	Spill Control Plan	11/5/2013	12/2/2013	1/29/2014	58
Putnam Holdings, Inc.	Signed Permit	11/5/2013	12/2/2013	1/29/2014	58
REIT Management & Research, LLC	Spill Control Plan	9/12/2013	10/12/2013	1/9/2014	89
Raggs Septic Service, Inc.	Permit Application	4/8/2013	9/30/2013	9/30/2013	0
Rand Whitney Southeast Container, LLC	Resampling Results for _____	5/7/2013	6/28/2013	6/20/2013	0
Riviera Inn	Seal Floor Drains	8/9/2013	9/5/2013	11/26/2013	82
Senior Lifestyle Emerald Bay LP	Permit Application	8/23/2013	9/20/2013	11/8/2013	49
Seven Stars Bakery - Newman Avenue	Permit Application	10/22/2013	11/19/2013	11/7/2013	0
Shaydan Inc.	Resampling Results for _____	1/28/2013	3/4/2013	2/12/2013	0
Shaydan Inc.	Resampling Results for _____	1/28/2013	2/26/2013	1/25/2013	0
Shaydan Inc.	Permit Application	3/8/2013	4/10/2013	4/2/2013	0
Shish Kabob	Permit Application	1/25/2013	2/22/2013	2/20/2013	0

**Bucklin Point
User Requirements - 2013**

Company	Submittal	Issue Date	Due Date	Received Date	Days Late
Starbucks Restaurant-Lincoln Mall	Permit Application	4/26/2013	5/24/2013	6/27/2013	34
Stuart Manufacturing, LLC	Permit Application	1/4/2013	2/1/2013	1/24/2013	0
Subway 95 Exit 30, LLC	Permit Application	1/18/2013	2/21/2013	2/21/2013	0
Suds Plus Car Wash	Permit Application	4/23/2013	5/31/2013	6/6/2013	6
Summit Manufacturing Corporation	Permit Application	3/12/2013	4/10/2013	3/26/2013	0
Sunshine Creamery	Permit Application	6/27/2013	7/31/2013		197
Sunshine Market	Chain of Custody Documentation	9/5/2013	9/27/2013	9/16/2013	0
Swan Cleaners	Permit Application	6/14/2013	7/12/2013	8/8/2013	27
Swissline Precision Manufacturing, Inc.	Permit Application	7/16/2013	8/30/2013		167
Swissline Precision Manufacturing, Inc.	Pretreatment Plans	7/16/2013	8/30/2013		167
Swissline Precision Manufacturing, Inc.	Process Plans	7/16/2013	8/30/2013		167
Tanury Industries	Resampling Results for _____	1/15/2013	2/28/2013	2/27/2013	0
Tanury Industries	Resampling Results for _____	10/31/2013	12/16/2013	12/31/2013	15
Tedor Pharma Inc.	Resampling Results for _____	2/4/2013	3/25/2013	2/19/2013	0
Tedor Pharma Inc.	Resampling Results for _____	2/26/2013	4/16/2013	4/12/2013	0
Tedor Pharma Inc.	Resampling Results for _____	7/30/2013	9/17/2013	10/31/2013	44
Tedor Pharma Inc.	Resampling Results for _____	11/25/2013	1/13/2014	1/15/2014	2
Teknicote, Inc. (Cumberland)	Resampling Results for _____	8/7/2013	9/27/2013	9/24/2013	0
The INSCO Group	Resampling Results for _____	4/16/2013	5/31/2013	6/3/2013	3
The Rumford	Permit Application	4/11/2013	4/30/2013	5/22/2013	22
Tiffany and Company	Inst Wat/Sew Meter	9/25/2013	10/16/2013	10/7/2013	0
Tiffany and Company	Process Plans	9/25/2013	10/11/2013	10/7/2013	0
United Methodist Elder Care	Permit Application	2/15/2013	3/15/2013	3/7/2013	0
Walter R. Shaghalian D.M.D.	Permit Application	12/6/2013	1/6/2014	1/2/2014	0
Wannamoissett Country Club	Permit Application	4/26/2013	5/24/2013	5/22/2013	0

ATTACHMENT VOLUME II

SECTION 10

***POTW, SEPTAGE, AND RIVER
MONITORING DATA***

INFLUENT LOADING DATA

FIELD'S POINT

Field's Point Influent Metals 2013
all analyses in ppb

Date	Day of the Week	Influent Flow	Cd (ppb)	Cr (ppb)	Cu (ppb)	Pb (ppb)	Hg (ppb)	Ni (ppb)	Ag (ppb)	Zn (ppb)	CN (ppb)
1/1/2013	Tuesday	39.09	<2.5	<10	23.71	<10	0.0192	<10	<4	52.66	9.05
1/2/2013	Wednesday	41.77	<2.5	<10	26.91	<10	0.0106	14.28	<4	57.15	8.76
1/8/2013	Tuesday	40.99	<2.5	<10	45.15	<10	0.0357	16.64	<4	79.07	10.9
1/9/2013	Wednesday	36.82	<2.5	<10	35.88	<10	0.0248	18.72	<4	74.65	9.92
1/15/2013	Tuesday	37.61	<2.5	<10	42.08	<10	0.0299	16.87	<4	102.6	8.13
1/16/2013	Wednesday	47.46	<2.5	<10	44.48	10.88	0.0764	12.64	<4	119.9	15.3
1/22/2013	Tuesday	39.19	<2.5	<10	35.36	<10	0.0430	19.83	<4	63.23	10
1/23/2013	Wednesday	35.54	<2.5	<10	36.96	<10	0.0274	18.55	<4	67.12	12.4
1/29/2013	Tuesday	40.66	<2.5	<10	52.65	19.57	0.0555	30.03	<4	128.3	17.2
1/30/2013	Wednesday	40.80	<2.5	<10	46.93	<10	0.0525	28.19	<4	90.08	14.2
2/5/2013	Tuesday	35.49	<2.5	<10	34.9	<10	0.0561	18.26	<4	75.56	15.3
2/6/2013	Wednesday	34.95	<2.5	<10	30.34	<10	0.0483	17.27	<4	71.32	11.6
2/12/2013	Tuesday	48.80	<2.5	<10	31.34	<10	0.0440	11.75	<4	88.18	15.5
2/13/2013	Wednesday	41.75	<2.5	<10	28.67	<10	0.0256	14.65	<4	83.06	8.9
2/19/2013	Tuesday	55.80	<2.5	10.96	53.77	25.41	0.0882	16.94	<4	145	20.2
2/20/2013	Wednesday	59.80	<2.5	<10	30.99	10.32	0.0204	16.33	<4	75.18	16.3
2/26/2013	Tuesday	55.11	<2.5	<10	33.15	<10	0.0311	34.73	<4	65.86	34.5
2/27/2013	Wednesday	84.23	<2.5	<10	47.8	24.31	0.0534	19.75	<4	82.98	18.3
3/5/2013	Tuesday	69.37	<2.5	<10	48.36	<10	0.0515	17.21	<4	63.3	11.5
3/6/2013	Wednesday	54.59	<2.5	<10	31.28	<10	0.0322	16.38	<4	57.78	10.1
3/12/2013	Tuesday	61.80	<2.5	12.61	38.27	14.01	0.0530	18.24	<4	123.9	12.7
3/13/2013	Wednesday	68.79	<2.5	<10	21.15	<10	0.0234	13.21	<4	50.23	11.4
3/19/2013	Tuesday	66.67	<2.5	<10	38.71	12.82	0.0260	29.69	<4	82.78	26.5
3/20/2013	Wednesday	68.10	<2.5	<10	32.63	<10	0.0368	23.27	<4	65.5	14.8
3/26/2013	Tuesday	43.60	<2.5	<10	29.64	<10	0.0305	22.8	<4	67.98	10.6
3/27/2013	Wednesday	44.50	<2.5	<10	25.85	<10	0.0235	24.81	<4	60.64	9.83
4/2/2013	Tuesday	41.74	<2.5	<10	36.89	<10	0.0260	22.35	4.061	73.4	13.4
4/3/2013	Wednesday	42.27	<2.5	<10	35.15	<10	0.0414	22.06	<4	69.51	13
4/9/2013	Tuesday	43.39	<2.5	<10	45.29	<10	0.0497	17.68	<4	91.58	12.2
4/10/2013	Wednesday	52.46	<2.5	<10	49.61	17.75	0.0539	16.33	<4	113.2	9.84
4/16/2013	Tuesday	39.99	<2.5	<10	41.9	<10	0.0330	24.29	4.344	79.7	9
4/17/2013	Wednesday	40.47	<2.5	<10	51.11	<10	0.0247	19.19	<4	90.66	11.6
4/23/2013	Tuesday	38.16	<2.5	<10	36.99	<10	0.0363	16.63	<4	84.03	9.64
4/24/2013	Wednesday	39.59	<2.5	<10	35.23	<10	0.0351	16.69	<4	90.79	7.56
4/30/2013	Tuesday	35.96	<2.5	14.65	42.09	<10	0.0280	17.93	<4	102.3	7.14
5/1/2013	Wednesday	37.17	<2.5	10.23	45.13	<10	0.0296	22.62	<4	86.53	9.65
5/7/2013	Tuesday	35.06	<2.5	75.09	48.52	<10	<0.002	91.17	<4	96.21	7.78
5/8/2013	Wednesday	42.18	<2.5	<10	77.21	19.21	0.0595	29.13	<4	158.7	7.75
5/14/2013	Tuesday	35.05	<2.5	12.61	47.59	<10	0.0430	26.74	<4	108.8	94.3

Field's Point Influent Metals 2013
all analyses in ppb

Date	Day of the Week	Influent Flow	Cd (ppb)	Cr (ppb)	Cu (ppb)	Pb (ppb)	Hg (ppb)	Ni (ppb)	Ag (ppb)	Zn (ppb)	CN (ppb)
5/15/2013	Wednesday	34.07	<2.5	67.46	44.68	<10	0.0312	74.51	<4	85.69	10.2
5/21/2013	Tuesday	39.88									11.5
5/22/2013	Wednesday	34.02	<2.5	<10	39.82	<10	0.0361	19.02	<4	85.58	10.6
5/23/2013	Thursday	45.50	<2.5	<10	53.8	<10	0.0323	22.28	<4	91.7	
5/28/2013	Tuesday	34.90	<2.5	12.12	42.93	<10	0.0373	22.87	<4	101.3	15.9
5/29/2013	Wednesday	50.12	<2.5	10.48	68.96	<10	0.0555	19.58	<4	141.5	7.82
6/4/2013	Tuesday	38.80	<2.5	15.45	44.94	<10	0.0449	25.55	<4	80.48	10.9
6/5/2013	Wednesday	34.16	<2.5	<10	44.75	<10	0.0265	21.73	<4	88.08	16.5
6/11/2013	Tuesday	89.34	<2.5	<10	30.29	13.46	0.0491	14.28	<4	69.62	10.1
6/12/2013	Wednesday	87.25	<2.5	<10	26.57	<10	0.0342	18.04	<4	53.96	11.9
6/18/2013	Tuesday	71.30	<2.5	<10	28.21	10.67	0.0453	11.73	<4	67.78	6.39
6/19/2013	Wednesday	71.96	<2.5	<10	20.07	<10	0.0165	11	<4	49.96	7.21
6/25/2013	Tuesday	48.77	<2.5	<10	29.09	<10	0.0348	16.81	<4	75.71	11.2
6/26/2013	Wednesday	47.08	<2.5	<10	28.3	<10	0.0411	14.02	<4	87.45	18.9
7/2/2013	Tuesday	45.89	<2.5	<10	27.27	<10	0.0204	11.8	<4	72.92	4.88
7/3/2013	Wednesday	42.97	<2.5	<10	40.36	15.49	0.0476	17.06	4.73	115.2	35.2
7/9/2013	Tuesday	41.68	<2.5	10.34	34.8	<10	0.0341	16.4	<4	101	7.06
7/10/2013	Wednesday	42.82	<2.5	<10	35.06	<10	0.0284	16.6	<4	93.13	6.28
7/16/2013	Tuesday	39.42	<2.5	10.77	38.1	<10	0.0314	15.55	<4	81.72	9.06
7/17/2013	Wednesday	40.22	<2.5	<10	49.73	<10	0.0262	22.43	<4	93.59	6.91
7/23/2013	Tuesday	47.00	<2.5	<10	52.901	13.352	0.1620	25.241	<4	126.31	6.81
7/24/2013	Wednesday	40.08	<2.5	<10	40.283	<10	0.0286	21.524	<4	97.471	7.69
7/30/2013	Tuesday	42.33	<2.5	<10	43.6	<10	0.0249	23.77	<4	96.71	8.78
7/31/2013	Wednesday	40.22	<2.5	11.42	39.9	<10	0.0656	19.65	<4	90.05	10.7
8/6/2013	Tuesday	37.10	<2.5	14.42	43.57	<10	0.2310	18.03	<4	98.43	6.98
8/7/2013	Wednesday	35.86	<2.5	<10	37.85	<10	0.1330	16.15	<4	95.51	8
8/13/2013	Tuesday	37.62	<2.5	<10	42.85	10.82	0.0578	16.97	<4	97.49	7.57
8/14/2013	Wednesday	37.62	<2.5	10.04	37.65	<10	0.0482	17.79	<4	84.52	5.71
8/20/2013	Tuesday	36.41	<2.5	<10	45.6	<10	0.0343	20.75	<4	89.71	11.8
8/21/2013	Wednesday	34.13	<2.5	11.14	48.33	<10	0.0414	19.48	<4	109.3	13.9
8/27/2013	Tuesday	48.30	<2.5	10.22	49.74	11.95	0.0445	19.08	<4	104.1	6.48
8/28/2013	Wednesday	53.33	<2.5	<10	32.81	<10	0.0291	14.02	<4	69.36	6.55
9/3/2013	Tuesday	60.19	<2.5	<10	36.56	11.52	0.0424	15.62	<4	73	<10
9/4/2013	Wednesday	57.46	<2.5	<10	41.25	<10	0.0314	26.35	<4	59.91	40
9/10/2013	Tuesday	33.87	<2.5	<10	32.58	<10	0.0389	13.83	<4	76.72	<10
9/11/2013	Wednesday	35.82	<2.5	13.88	38.09	<10	0.0327	20.12	<4	102.3	<10
9/17/2013	Tuesday	34.06	<2.5	<10	40.92	<10	0.0305	20.64	<4	105.5	<10
9/18/2013	Wednesday	34.95	<2.5	<10	34.11	<10	0.0135	18.69	<4	85.59	<10
9/24/2013	Tuesday	34.17	<2.5	11.21	35.11	<10	0.0306	15.54	<4	73.77	8.57

Field's Point Influent Metals 2013
all analyses in ppb

Date	Day of the Week	Influent Flow	Cd (ppb)	Cr (ppb)	Cu (ppb)	Pb (ppb)	Hg (ppb)	Ni (ppb)	Ag (ppb)	Zn (ppb)	CN (ppb)
9/25/2013	Wednesday	32.55	<2.5	10.96	33.89	<10	0.0315	25.44	<4	83.16	7.33
10/1/2013	Tuesday	31.72	<2.5	16.6	42.64	<10	0.0443	20.69	<4	115.1	9.13
10/2/2013	Wednesday	31.53	<2.5	13.97	48.65	<10	0.0398	16.33	4.681	108.3	8.36
10/8/2013	Tuesday	30.06	<2.5	<10	39.83	<10	0.0342	14.47	<4	74.08	5.79
10/9/2013	Wednesday	31.92	<2.5	<10	35.82	<10	0.0433	16.56	<4	95.45	8.62
10/15/2013	Tuesday	31.19	<2.5	<10	39.16	<10	0.0397	18.42	<4	98.13	11.4
10/16/2013	Wednesday	32.81	<2.5	14.05	46.7	<10	0.0663	21.84	<4	114.5	7.81
10/22/2013	Tuesday	31.30	<2.5	<10	52.02	<10	0.0322	21.84	<4	110	8.88
10/23/2013	Wednesday	29.49	<2.5	<10	38.78	<10	0.0720	20.11	<4	96.7	5.94
10/29/2013	Tuesday	29.57	<2.5	34.09	38.48	<10	0.0399	18.07	<4	104.8	6.44
10/30/2013	Wednesday	33.22	<2.5	16.14	49.48	<10	0.0436	23.91	<4	111.9	21.1
11/5/2013	Tuesday	31.64	<2.5	12.68	48.12	<10	0.0776	23.78	<4	109.1	9.49
11/6/2013	Wednesday	31.34	<2.5	12.3	44.23	<10	0.0594	16.78	<4	127.6	7.86
11/12/2013	Tuesday	29.52	<2.5	10.62	42.17	<10	0.0357	24.8	<4	94.63	9.84
11/13/2013	Wednesday	30.32	<2.5	13.49	43.27	<10	0.0328	21.63	<4	84.45	6.78
11/19/2013	Tuesday	30.99	<2.5	10.08	41.13	35.05	0.0695	15.76	<4	92.78	5.41
11/20/2013	Wednesday	29.64	<2.5	12.38	40.76	32.71	0.0861	16.35	<4	106.8	6.52
11/26/2013	Tuesday	45.08	<2.5	14.79	63.22	30.92	0.1080	20.4	<4	173.8	6.03
11/27/2013	Wednesday	88.42	<2.5	<10	37.42	19.62	0.0680	17.76	<4	111.6	<4
12/3/2013	Tuesday	33.22	<2.5	11.23	38.14	10.87	0.0615	21.57	<4	92.38	7.82
12/4/2013	Wednesday	32.91	<2.5	<10	32.49	<10	0.0319	17.23	<4	77.19	9.08
12/10/2013	Tuesday	37.21	<2.5	14.57	35.69	<10	0.0357	18.07	<4	85.33	11.1
12/11/2013	Wednesday	32.56	<2.5	<10	34.27	<10	0.0662	21.26	<4	87.74	8.75
12/17/2013	Tuesday	32.84	<2.5	<10	35.9	<10	0.0272	19.24	<4	75.21	9.55
12/18/2013	Wednesday	33.54	<2.5	<10	35.8	<10	0.0577	20.17	<4	80.09	10.9
12/24/2013	Tuesday	38.43	<2.5	<10	19.78	<10	0.0269	<10	<4	62.54	8.09
12/25/2013	Wednesday	30.30	<2.5	<10	15.68	<10	0.0306	<10	<4	56.94	6.55
12/31/2013	Tuesday	44.17	<2.5	<10	24.86	<10	0.0450	13.81	<4	63.28	4.79

Field's Point Influent Metals 2013
all analyses in ppb

Date	Day of the Week	Influent Flow	Al (ppb)	Fe (ppb)	Se (ppb)	As (ppb)	Mo(ppb)
1/1/2013	Tuesday	39.09	146.7	1124	0.94	0.8193	2.925
1/2/2013	Wednesday	41.77	191.8	1131			
1/8/2013	Tuesday	40.99	231.5	1335	4.487	1.379	12.19
1/9/2013	Wednesday	36.82	211	1209			
1/15/2013	Tuesday	37.61	625.6	1819	7.388	1.387	6.906
1/16/2013	Wednesday	47.46	930.5	2549			
1/22/2013	Tuesday	39.19	494.2	1486	4.116	1.192	5.819
1/23/2013	Wednesday	35.54	238.6	1231			
1/29/2013	Tuesday	40.66	922.7	2435	9.133	1.796	5.587
1/30/2013	Wednesday	40.80	556.9	1722			
2/5/2013	Tuesday	35.49	251.6	1246	13.46	1.299	8.586
2/6/2013	Wednesday	34.95	306.2	1191			
2/12/2013	Tuesday	48.80	494.4	1394	1.93	0.9633	3.348
2/13/2013	Wednesday	41.75	365	1174			
2/19/2013	Tuesday	55.80	1503	3225	3.027	1.539	3.247
2/20/2013	Wednesday	59.80	642.4	1688			
2/26/2013	Tuesday	55.11	393.9	1310	2.817	0.9917	3.482
2/27/2013	Wednesday	84.23	1014	2171			
3/5/2013	Tuesday	69.37	567.9	1600	5.947	1.199	4.004
3/6/2013	Wednesday	54.59	263.9	1194			
3/12/2013	Tuesday	61.80	773.9	2084.6	3.137	1.278	3.112
3/13/2013	Wednesday	68.79	321.8	1092			
3/19/2013	Tuesday	66.67	969	2292	2.605	1.119	2.518
3/20/2013	Wednesday	68.10	515.9	1175.1			
3/26/2013	Tuesday	43.60	317.7	1211	2.973	1.216	3.895
3/27/2013	Wednesday	44.50	227.3	1155			
4/2/2013	Tuesday	41.74	272.6	1328	7.396	1.312	3.761
4/3/2013	Wednesday	42.27	389.5	1502			
4/9/2013	Tuesday	43.39	510.2	1769.7	3.76	1.336	3.826
4/10/2013	Wednesday	52.46	815.2	2092			
4/16/2013	Tuesday	39.99	428.2	1531	3.715	1.479	2.587
4/17/2013	Wednesday	40.47	416.4	1682			
4/23/2013	Tuesday	38.16	524.9	1902	5.773	1.728	4.479
4/24/2013	Wednesday	39.59	435.1	1593			
4/30/2013	Tuesday	35.96	623	2221	3.136	1.351	5.791

Field's Point Influent Metals 2013
all analyses in ppb

Date	Day of the Week	Influent Flow	Al (ppb)	Fe (ppb)	Se (ppb)	As (ppb)	Mo(ppb)
5/1/2013	Wednesday	37.17	494.8	1595			
5/7/2013	Tuesday	35.06	905.3	2417	5.478	1.789	4.346
5/8/2013	Wednesday	42.18	1477	3101			
5/14/2013	Tuesday	35.05	1671	2929.6	3.833	2.327	3.827
5/15/2013	Wednesday	34.07	920.6	1955			
5/22/2013	Wednesday	34.02	1134	2106			
5/23/2013	Thursday	45.50	987.6	1921	4.211	1.68	4.869
5/28/2013	Tuesday	34.90	523.1	1572			
5/29/2013	Wednesday	50.12	952.4	2347.6	4.474	1.854	12.31
6/4/2013	Tuesday	38.80	427.2	1568	4.817	1.644	6.621
6/5/2013	Wednesday	34.16	391.9	1550			
6/11/2013	Tuesday	89.34	475	1431	2.099	1.224	2.818
6/12/2013	Wednesday	87.25	432.1	1285			
6/18/2013	Tuesday	71.30	1066	2307.2	1.997	1.308	2.756
6/19/2013	Wednesday	71.96	538.7	1726			
6/25/2013	Tuesday	48.77	671.4	1564	2.514	1.6	3.706
6/26/2013	Wednesday	47.08	540.8	1410			
7/2/2013	Tuesday	45.89	409.8	1498	1.52	1.25	6.26
7/3/2013	Wednesday	42.97	838.5	2393			
7/9/2013	Tuesday	41.68	560.3	1844	2.491	1.392	2.649
7/10/2013	Wednesday	42.82	548.1	1767			
7/16/2013	Tuesday	39.42	642.8	1882	4.604	1.521	4.391
7/17/2013	Wednesday	40.22	647.5	1993			
7/23/2013	Tuesday	47.00	658.81	1976.9	3.051	1.654	3.018
7/24/2013	Wednesday	40.08	517.06	1659.3			
7/30/2013	Tuesday	42.33	1122	2760	2.127	1.484	2.331
7/31/2013	Wednesday	40.22	1003	2342			
8/6/2013	Tuesday	37.10	516	1798	3.269	1.694	5.354
8/7/2013	Wednesday	35.86	535.6	1871			
8/13/2013	Tuesday	37.62	1337	3192	8.102	2.056	12.8
8/14/2013	Wednesday	37.62	1196	2506			
8/20/2013	Tuesday	36.41	775.5	1971	5.695	2.244	5.914
8/21/2013	Wednesday	34.13	658.6	1979			
8/27/2013	Tuesday	48.30	1184	2597	2.237	1.882	4.262
8/28/2013	Wednesday	53.33	682.4	1585			

Field's Point Influent Metals 2013
all analyses in ppb

Date	Day of the Week	Influent Flow	Al (ppb)	Fe (ppb)	Se (ppb)	As (ppb)	Mo(ppb)
9/3/2013	Tuesday	60.19	485.5	1446.9	2.422	1.441	4.304
9/4/2013	Wednesday	57.46	350.7	1306.6			
9/10/2013	Tuesday	33.87	664	1664	3.799	1.84	5.027
9/11/2013	Wednesday	35.82	622.4	1551			
9/17/2013	Tuesday	34.06	1209	2787	3.464	1.727	6.223
9/18/2013	Wednesday	34.95	854.5	1990			
9/24/2013	Tuesday	34.17	680.4	1649	6.258	1.906	4.164
9/25/2013	Wednesday	32.55	678.2	1861			
10/1/2013	Tuesday	31.72	1078	2538	6.58	2.084	4.812
10/2/2013	Wednesday	31.53	1262	2804			
10/8/2013	Tuesday	30.06	1621	3473	7.067	2.437	6.328
10/9/2013	Wednesday	31.92	2484.4	4848			
10/15/2013	Tuesday	31.19	1223	2852	4.037	2.6	4.226
10/16/2013	Wednesday	32.81	998.4	2480			
10/22/2013	Tuesday	31.30	860.6	2367	5.137	2.343	6.95
10/23/2013	Wednesday	29.49	982	2568			
10/29/2013	Tuesday	29.57	2289.4	4182.9	3.297	2.899	4.28
10/30/2013	Wednesday	33.22	2457.8	4687			
11/5/2013	Tuesday	31.64	955.8	2375	7.02	2.28	5.74
11/6/2013	Wednesday	31.34	1403	2734.2			
11/12/2013	Tuesday	29.52	983.9	2634	5.037	1.894	12.72
11/13/2013	Wednesday	30.32	2240	3923			
11/19/2013	Tuesday	30.99	1450	2788.8	3.72	2.36	3.84
11/20/2013	Wednesday	29.64	1151	2881.2			
11/26/2013	Tuesday	45.08	2287.4	4147.4	4.27	2.34	12.84
11/27/2013	Wednesday	88.42	774.6	1814			
12/3/2013	Tuesday	33.22	1356	3138.2	4.94	2.39	5.42
12/4/2013	Wednesday	32.91	1255	2899.8			
12/10/2013	Tuesday	37.21	1773	3949.6	2.695	1.731	4.084
12/11/2013	Wednesday	32.56	1862	3682.6			
12/17/2013	Tuesday	32.84	458.4	1553	5.178	1.251	7.796
12/18/2013	Wednesday	33.54	387.5	1511			
12/24/2013	Tuesday	38.43	284.2	1394	0.9603	1.161	2.306
12/25/2013	Wednesday	30.30	180.3	1482			
12/31/2013	Tuesday	44.17	815.1	1908	2.146	1.473	4.202

Field's Point Monthly Influent Data 2013
all results in ppb

Date		Flow (MGD)	Cd	TTL Cr	Cu	Pb	Hg(ppb)	Ni	Ag	Zn	CN
January	Average	39.51	2.50	10.00	39.01	11.05	37.50	18.58	4.00	83.48	11.59
	Minimum	35.54	2.50	10.00	23.71	10.00	10.60	10.00	4.00	52.66	8.13
	Maximum	60.48	2.50	10.00	52.65	19.57	76.40	30.03	4.00	128.30	17.20
February	Average	47.41	2.50	10.12	36.37	13.76	45.89	18.71	4.00	85.89	17.58
	Minimum	34.25	2.50	10.00	28.67	10.00	20.40	11.75	4.00	65.86	8.90
	Maximum	84.23	2.50	10.96	53.77	25.41	88.20	34.73	4.00	145.00	34.50
March	Average	55.11	2.50	10.33	33.24	10.85	34.61	20.70	4.00	71.51	13.43
	Minimum	42.20	2.50	10.00	21.15	10.00	23.40	13.21	4.00	50.23	9.83
	Maximum	72.70	2.50	12.61	48.36	14.01	53.00	29.69	4.00	123.90	26.50
April	Average	41.80	2.50	10.52	41.58	10.86	36.46	19.24	4.05	88.35	10.38
	Minimum	35.96	2.50	10.00	35.15	10.00	24.70	16.33	4.00	69.51	7.14
	Maximum	58.23	2.50	14.65	51.11	17.75	53.90	24.29	4.34	113.20	13.40
May	Average	38.69	2.50	24.22	52.07	12.72	36.28	36.44	4.00	106.22	19.50
	Minimum	33.57	2.50	10.00	39.82	10.00	2.00	19.02	4.00	85.58	7.75
	Maximum	52.40	2.50	75.09	77.21	25.31	59.50	91.17	4.00	158.70	94.30
June	Average	61.44	2.50	10.68	31.53	10.52	36.55	16.65	4.00	71.63	11.64
	Minimum	34.16	2.50	10.00	20.07	10.00	16.50	11.00	4.00	49.96	6.39
	Maximum	99.66	2.50	15.45	44.94	13.46	49.10	25.55	4.00	88.08	18.90
July	Average	44.23	2.50	10.25	40.20	10.88	46.92	19.00	4.07	96.81	10.34
	Minimum	36.09	2.50	10.00	27.27	10.00	20.40	11.80	4.00	72.92	4.88
	Maximum	62.05	2.50	11.42	52.90	15.49	162.00	25.24	4.73	126.31	35.20
August	Average	39.95	2.50	10.73	42.30	10.35	77.41	17.78	4.00	93.55	8.37
	Minimum	32.35	2.50	10.00	32.81	10.00	29.10	14.02	4.00	69.36	5.71
	Maximum	58.37	2.50	14.42	49.74	11.95	231.00	20.75	4.00	109.30	13.90
September	Average	38.91	2.50	10.31	36.56	10.19	31.44	19.53	4.00	82.49	13.24
	Minimum	31.12	2.50	10.00	32.58	10.00	13.50	13.83	4.00	59.91	7.33
	Maximum	60.72	2.50	13.88	41.25	11.52	42.40	26.35	4.00	105.50	40.00
October	Average	31.15	2.50	14.49	43.16	10.00	45.53	19.22	4.07	102.90	9.35
	Minimum	28.21	2.50	10.00	35.82	10.00	32.20	14.47	4.00	74.08	5.79
	Maximum	34.22	2.50	34.09	52.02	10.00	72.00	23.91	4.68	115.10	21.10
November	Average	35.66	2.50	12.04	45.04	19.79	67.14	19.66	4.00	112.60	6.99
	Minimum	26.30	2.50	10.00	37.42	10.00	32.80	15.76	4.00	84.45	4.00
	Maximum	88.42	2.50	14.79	63.22	35.05	108.00	24.80	4.00	173.80	9.84
December	Average	39.25	2.50	10.64	30.29	10.10	42.52	16.82	4.00	75.63	8.51
	Minimum	30.30	2.50	10.00	15.68	10.00	26.90	10.00	4.00	56.94	4.79
	Maximum	59.92	2.50	14.57	38.14	10.87	66.20	21.57	4.00	92.38	11.10

Field's Point Influent Loading Summary 2013

Field's Point monthly mean influent loading summary (lbs/month)

Total Monthly Flow											
Month	(MG)	Cd	TTL Cr	Cu	Pb	Hg	Ni	Ag	Zn	CN	Total Pounds/month
January	1224.83	25.54	102.15	398.50	112.83	0.383	189.75	40.86	852.71	118.35	1722.72
February	1327.41	27.68	112.03	402.64	152.28	0.508	207.13	44.28	950.88	194.57	1897.43
March	1708.36	35.62	147.13	473.54	154.64	0.493	294.95	56.99	1018.91	191.33	2182.26
April	1253.96	26.15	109.98	434.89	113.59	0.381	201.20	42.30	923.99	108.51	1852.48
May	1199.27	25.00	242.26	520.81	127.27	0.363	364.43	40.01	1062.44	195.04	2382.57
June	1843.26	38.43	164.20	484.67	161.66	0.562	255.88	61.49	1101.15	178.90	2268.05
July	1371.23	28.59	117.25	459.73	124.47	0.537	217.31	46.58	1107.13	118.21	2101.61
August	1238.32	25.82	110.79	436.86	106.85	0.799	183.66	41.31	966.17	86.48	1872.26
September	1167.32	24.34	104.72	355.96	99.20	0.306	190.12	38.94	803.11	128.87	1616.71
October	965.60	20.13	116.65	347.54	80.53	0.367	154.81	32.76	828.63	75.27	1581.43
November	1069.67	22.30	107.43	401.80	176.53	0.599	175.37	35.68	1004.47	62.37	1924.18
December	1216.75	25.37	108.02	307.37	102.46	0.432	170.65	40.59	767.50	86.40	1522.39
Total Pounds/year		324.97	1542.61	5024.32	1512.30	5.729	2605.25	521.80	11387.10		

Field's Point monthly mean influent loading summary (lbs/day)

Mean Monthly Inf											
Month	Flow (MGD)	Cd	TTL Cr	Cu	Pb	Hg	Ni	Ag	Zn	CN	Total
January	39.51	0.83	3.34	13.07	3.69	0.0128	6.17	1.33	28.14	3.90	56.59
February	47.41	1.08	4.39	16.40	6.51	0.0201	8.27	1.73	37.69	7.94	76.10
March	55.11	1.24	5.15	16.81	5.43	0.0175	10.20	1.99	35.76	6.87	76.60
April	41.80	0.87	3.62	14.51	3.84	0.0129	6.65	1.40	30.81	3.62	61.72
May	38.69	0.81	7.34	17.22	4.30	0.0121	11.29	1.29	34.96	5.91	77.21
June	61.44	1.27	5.31	15.12	5.47	0.0188	8.02	2.04	34.71	5.56	71.96
July	44.23	0.88	3.61	14.17	3.85	0.01698	6.70	1.44	34.23	3.64	64.89
August	39.95	0.83	3.56	14.04	3.47	0.0247	5.89	1.34	30.91	2.72	60.06
September	38.91	0.84	3.59	12.43	3.46	0.0109	6.63	1.35	27.01	5.02	55.33
October	31.15	0.65	3.76	11.29	2.61	0.0119	5.03	1.06	26.91	2.47	51.33
November	35.66	0.83	3.90	14.71	6.69	0.0229	6.39	1.32	38.10	2.12	71.95
December	39.25	0.73	3.12	8.80	2.95	0.0124	4.87	1.17	21.98	1.17	43.62

Field's Point Influent Loading Summary 2013

Field's Point Monthly mean influent concentration (ppb)

	Mean Monthly Inf										
	Flow (MGD)	Cd	TTL Cr	Cu	Pb	Hg	Ni	Ag	Zn	CN	Total
January	39.51	2.50	10.00	39.01	11.05	0.0375	18.58	4.00	83.48	11.59	168.64
February	47.41	2.50	10.12	36.37	13.76	0.0459	18.71	4.00	85.89	17.58	171.39
March	55.11	2.50	10.33	33.24	10.85	0.0346	20.70	4.00	71.51	13.43	153.17
April	41.80	2.50	10.52	41.58	10.86	0.0365	19.24	4.05	88.35	10.38	177.13
May	38.69	2.50	24.22	52.07	11.02	0.0363	36.44	4.00	106.22	19.50	236.51
June	61.44	2.50	10.68	31.53	10.52	0.0366	16.65	4.00	71.63	11.64	147.54
July	44.23	2.50	10.25	40.20	10.88	0.0469	19.00	4.07	96.81	10.34	183.77
August	39.95	2.50	10.73	42.30	10.35	0.0774	17.78	4.00	93.55	8.37	181.29
September	38.91	2.50	10.76	36.56	10.19	0.0314	19.53	4.00	82.49	13.24	166.06
October	31.15	2.50	14.49	43.16	10.00	0.0455	19.22	4.07	102.90	9.35	196.37
November	35.66	2.50	12.04	45.04	19.79	0.0671	19.66	4.00	112.60	6.99	215.69
December	39.25	2.50	10.64	30.29	10.10	0.0425	16.82	4.00	75.63	8.51	150.02

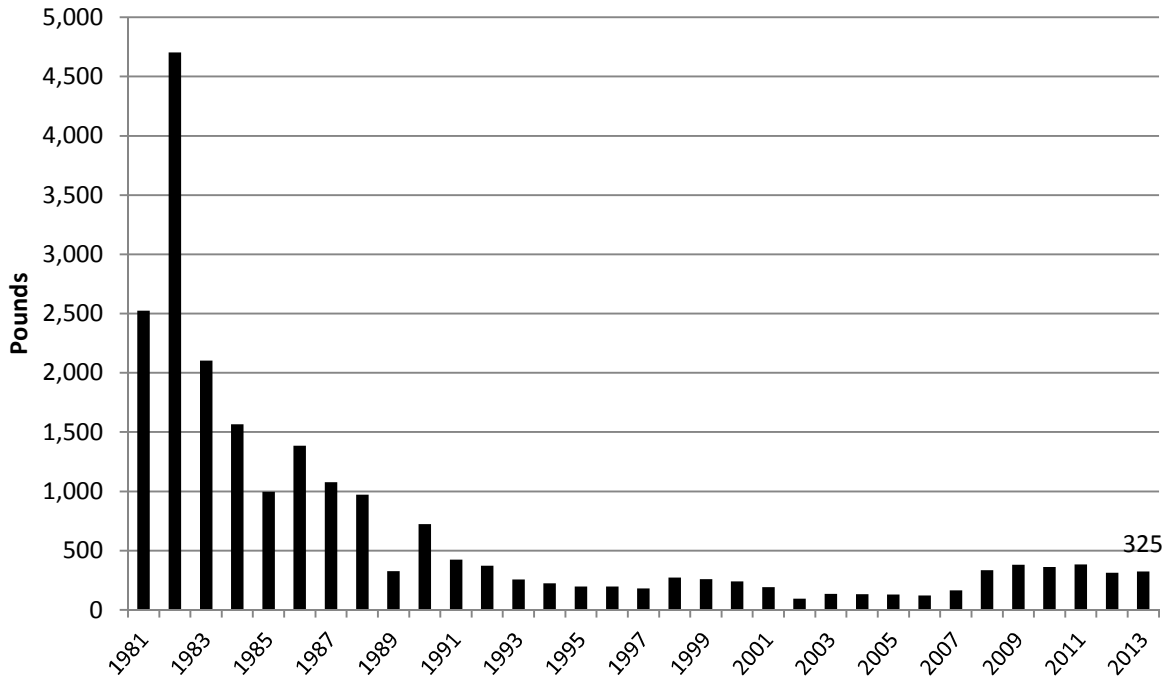
Total = Sum of Monthly Average Metals Concentrations (Cd, Cr, Cu, Pb, Hg, Ni, Ag, An)

Field's Point Influent Loading Data

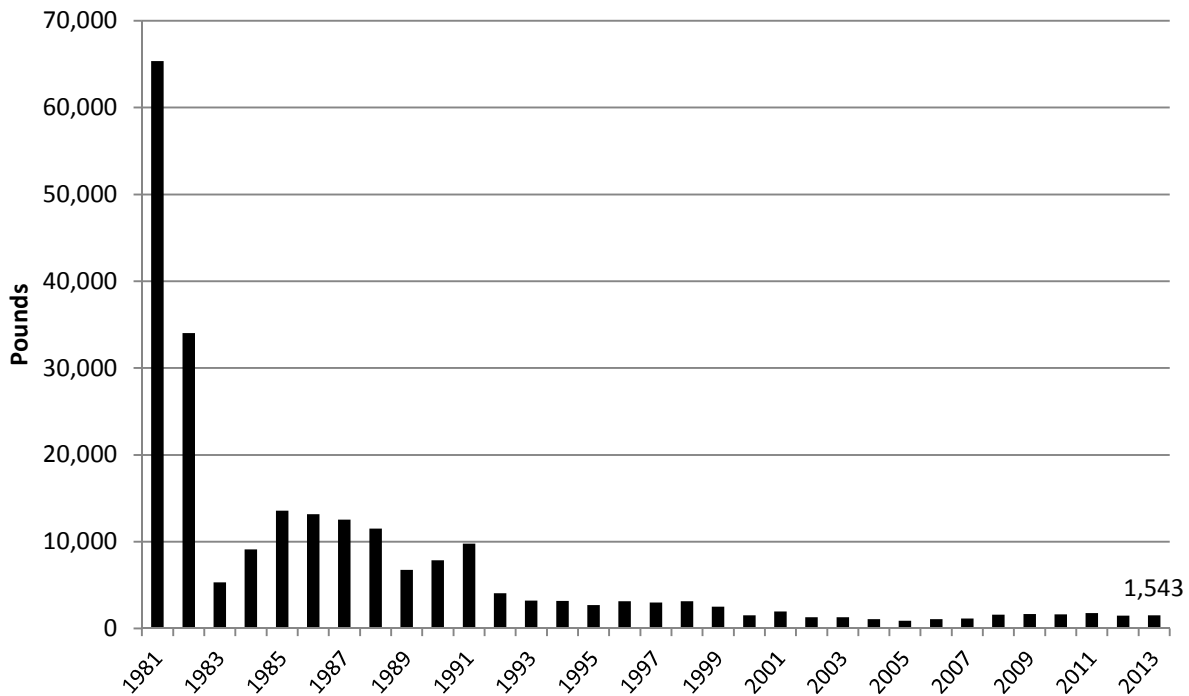
Influent loading (lbs/year)

Year	Cadmium	Chromium	Copper	Lead	Mercury	Nickel	Silver	Zinc
1981	2,525	65,354	363,670	30,528	89	214,734	9,040	268,159
1982	4,704	34,033	196,011	24,562	329	142,393	2,729	305,976
1983	2,104	5,330	177,409	16,610	149	140,299	3,531	211,092
1984	1,566	9,109	171,021	17,776	265	134,463	5,249	151,764
1985	995	13,566	125,683	16,208	171	102,841	4,150	146,043
1986	1,385	13,158	114,928	16,848	188	81,718	7,649	163,160
1987	1,077	12,530	74,121	11,751	67	59,380	4,417	149,914
1988	971	11,514	30,915	10,052	123	45,188	2,242	79,569
1989	328	6,744	19,864	5,947	120	33,763	1,710	76,037
1990	724	7,870	25,494	6,118	165	32,448	2,116	63,054
1991	424	9,792	27,871	7,115	178	40,963	2,456	30,663
1992	372	4,067	24,457	6,001	169	35,861	2,232	25,854
1993	256	3,216	25,327	4,943	84	31,380	1,574	26,820
1994	223	3,181	22,996	3,771	84	21,236	1,732	25,351
1995	197	2,701	14,296	2,955	63	18,656	1,349	22,202
1996	197	3,157	14,353	2,188	31	18,534	1,262	17,199
1997	182	2,997	13,794	3,613	25	16,757	1,247	17,307
1998	274	3,148	12,274	3,484	30	12,365	1,251	17,679
1999	259	2,503	11,799	2,141	17	11,491	1,126	18,766
2000	239	1,514	14,178	3,144	13	11,846	1,234	21,689
2001	192	1,970	13,832	2,524	27	8,736	843	16,151
2002	96	1,302	9,469	2,270	11	5,324	777	14,665
2003	134	1,307	7,710	1,951	16	6,058	655	13,400
2004	132	1,081	7,429	1,644	13	7,324	643	13,363
2005	131	893	7,361	1,719	13	4,550	590	15,450
2006	121	1,097	8,392	2,028	11	5,000	574	15,385
2007	166	1,165	6,497	1,214	8	3,472	425	13,395
2008	336	1,586	6,543	1,875	7	3,189	566	14,444
2009	381	1,664	5,854	1,849	7	3,240	604	14,814
2010	362	1,639	5,518	1,886	13	2,978	574	12,022
2011	385	1,781	5,545	1,748	6	3,848	595	12,337
2012	314	1,482	4,780	1,383	6	2,815	509	11,282
2013	325	1,543	5,024	1,512	6	2,605	522	11,387

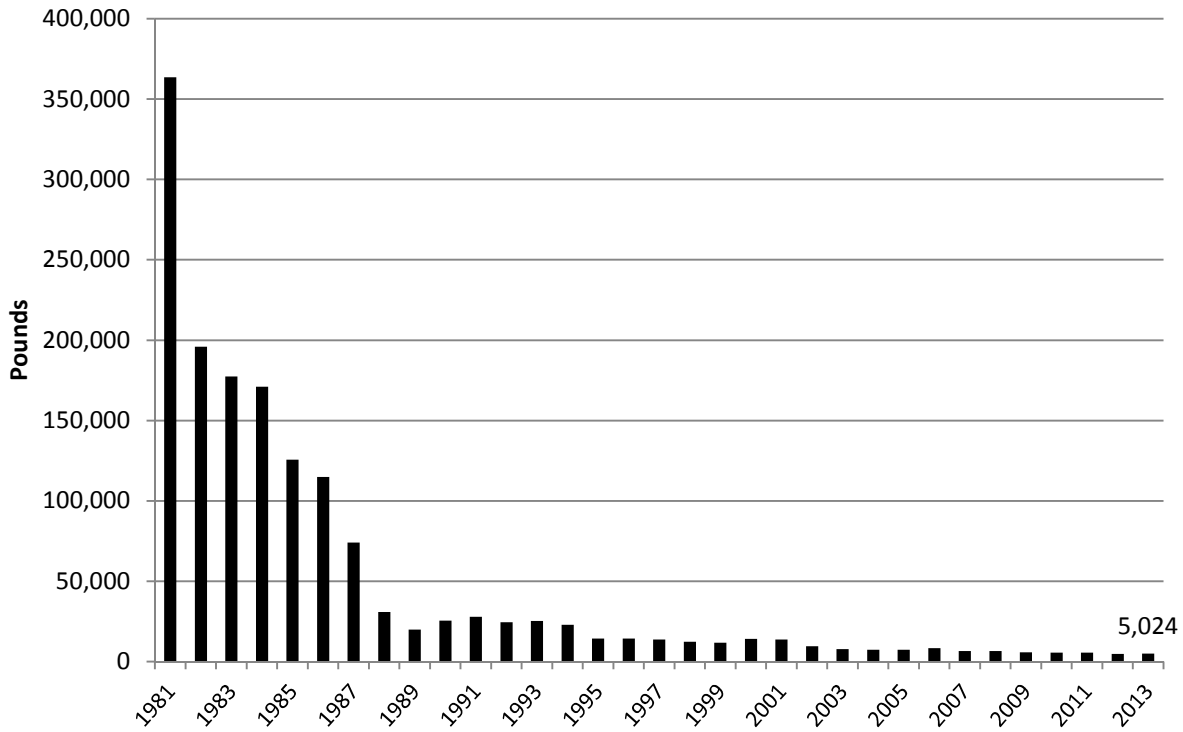
Field's Point Influent Cadmium Loading



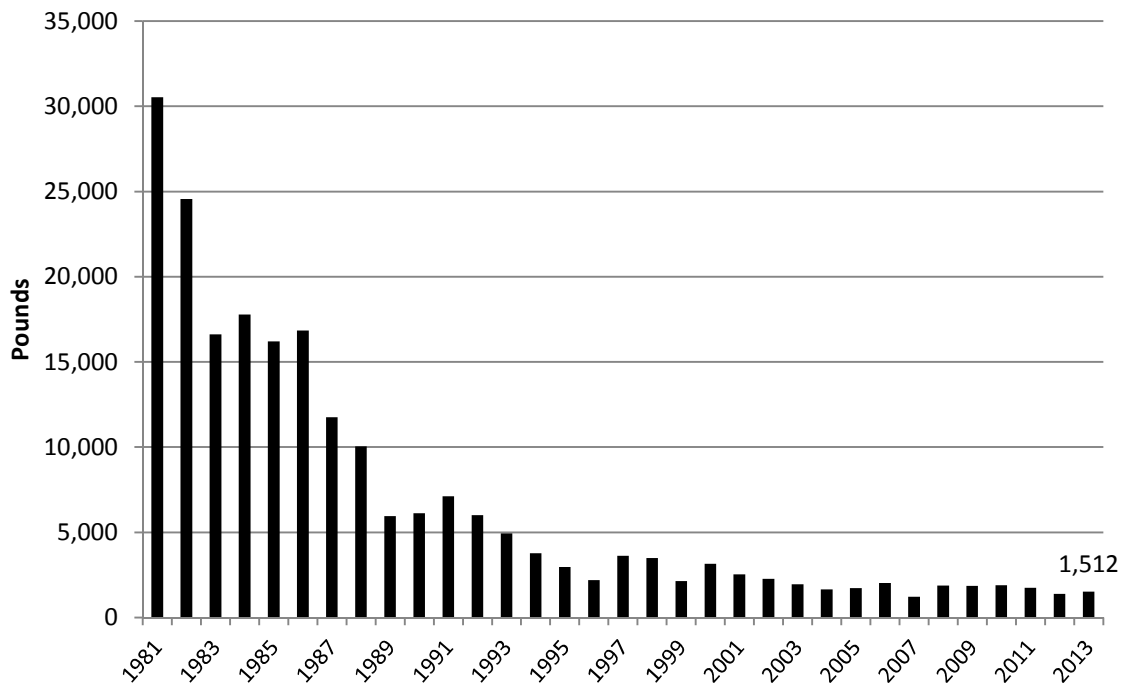
Field's Point Influent Chromium Loading



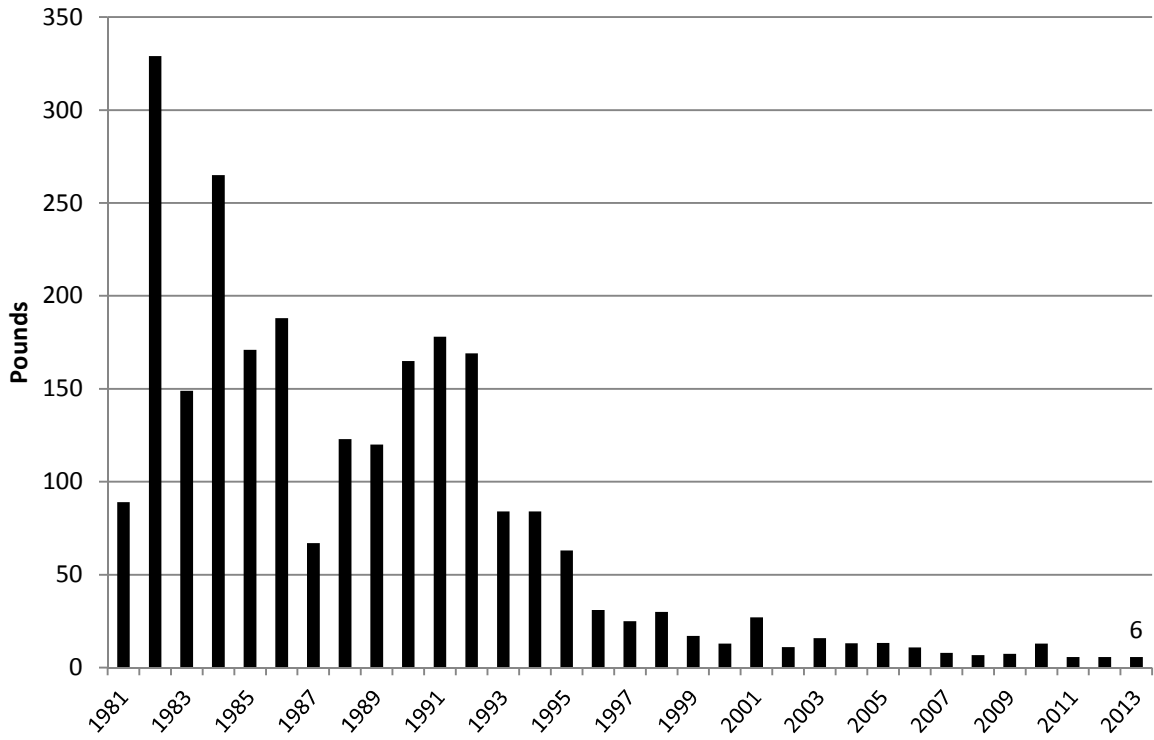
Field's Point Influent Copper Loading



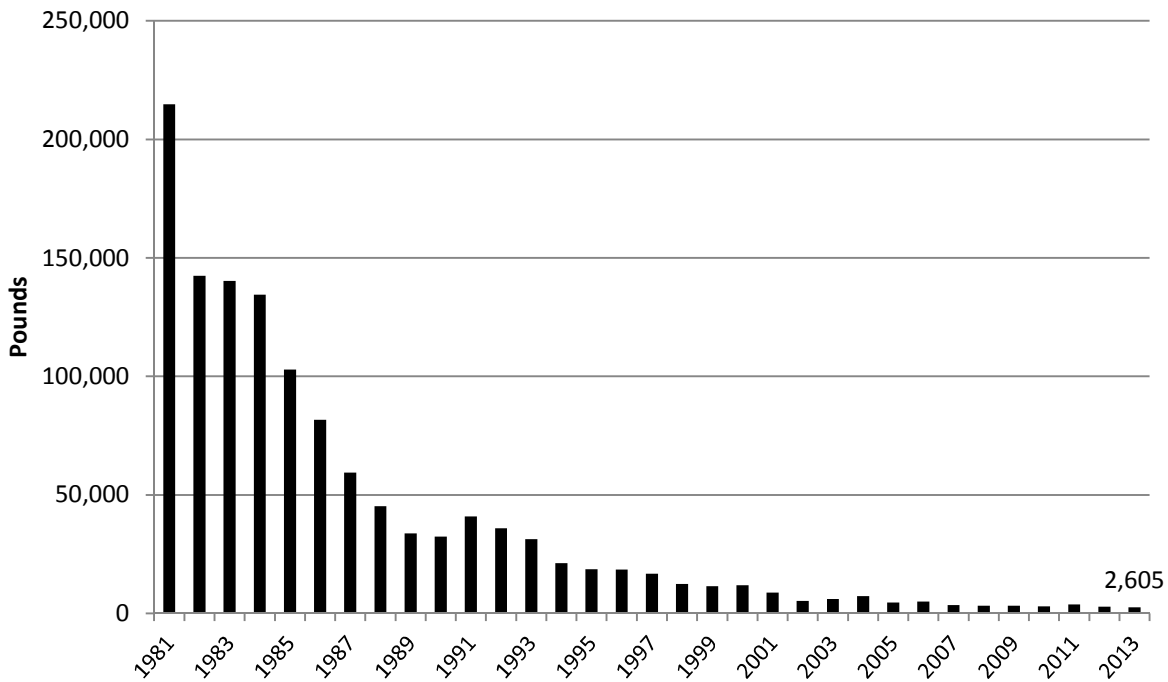
Field's Point Influent Lead Loading



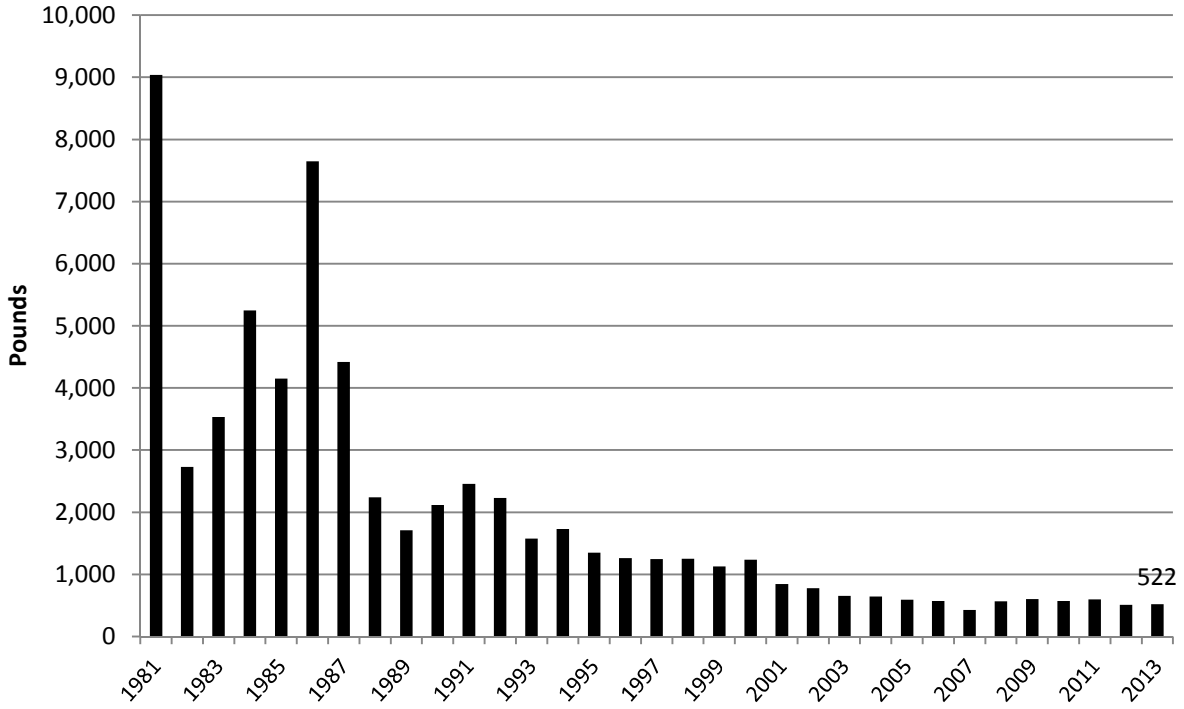
Field's Point Influent Mercury Loading



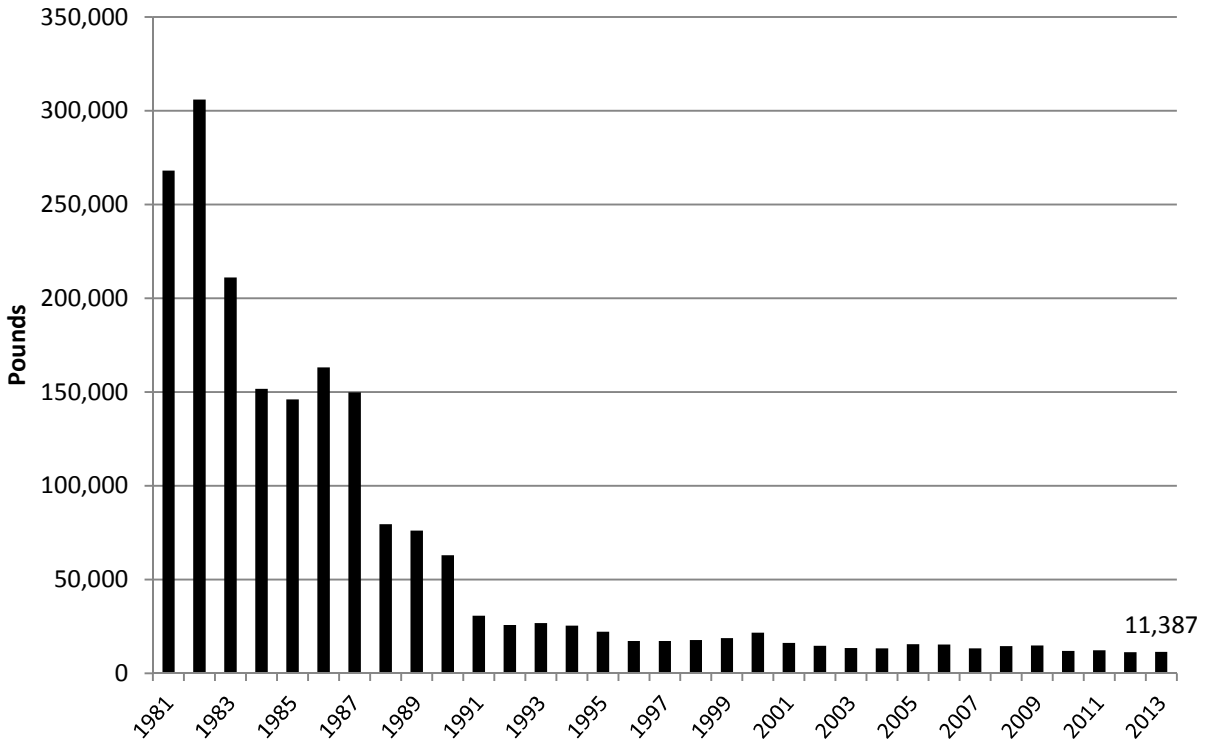
Field's Point Influent Nickel Loading



Field's Point Influent Silver Loading



Field's Point Influent Zinc Loading



EFFLUENT LOADING DATA

FIELD'S POINT

Field's Point Effluent Metals 2013
all analyses in ppb

Date	Day of the Week	Effluent Flow	TTL Cr								
			Cd (ppb)	(ppb)	Cu (ppb)	Pb (ppb)	Hg (ppb)	Ni (ppb)	Ag (ppb)	Zn (ppb)	CN (ppb)
1/1/2013	Tuesday	39.09	0.0237	0.333	2.38	0.532	0.00270	7.61	0.0677	16.5	6.05
1/2/2013	Wednesday	41.77	0.061	0.387	2.97	0.544	0.00215	9.2	0.111	17.6	5.84
1/8/2013	Tuesday	40.99	0.034667	0.89467	3.31	0.476667	<0.002	9.368	0.147333	18.23667	8.72
1/9/2013	Wednesday	36.82	0.04	0.821	3.29	0.452	0.00670	11.9	0.149	22.5	6.87
1/15/2013	Tuesday	37.61	0.03	0.506	2.58	0.486	<0.002	9.46	0.107	20.1	6.21
1/16/2013	Wednesday	47.46	0.0357	1.08	3.34	0.77	0.00485	8.8	0.11	22.5	7.01
1/22/2013	Tuesday	39.19	0.0257	0.729	3	0.476	0.00272	11.3	0.133	20.4	7.6
1/23/2013	Wednesday	35.54	0.0647	0.637	2.94	0.499	<0.002	11.4	0.131	20.2	9.18
1/29/2013	Tuesday	40.66	0.0283	1.36	2.64	0.512	0.00255	14.8	0.0817	23.9	10
1/30/2013	Wednesday	40.80	0.028	0.964	3.23	0.679	0.00654	17.8	0.117	24.8	8.61
2/5/2013	Tuesday	35.49	0.034	0.98267	13.30333	0.547333	0.00405	13.76333	0.124333	24.17	7.93
2/6/2013	Wednesday	34.95	0.0337	0.834	2.65	0.469	<0.002	14.2	0.103	24.5	9.78
2/12/2013	Tuesday	48.80	0.0323	0.992	2.92	0.662	0.00300	9.85	0.105	30	6.54
2/13/2013	Wednesday	41.75	0.0257	0.929	2.86	0.49	0.00211	11.1	0.102	30.2	6.55
2/19/2013	Tuesday	55.80	0.042	0.882	2.82	0.698	0.00308	8.85	0.115	24.2	8.78
2/20/2013	Wednesday	59.80	0.0373	1.01	3.78	0.741	0.00243	10.7	0.119	28.2	8.01
2/26/2013	Tuesday	55.11	0.027	1.02	2.67	0.64	0.00283	17.8	0.105	22.8	8.67
2/27/2013	Wednesday	74.31	0.034	0.801	3.18	0.768	0.00782	14.8	0.0997	23.8	9.83
3/5/2013	Tuesday	69.37	0.035	0.908	2.806667	0.637	0.00400	11.79667	0.108	20.54667	6.57
3/6/2013	Wednesday	54.59	0.0437	1.44	2.76	0.781	<0.002	12.5	0.11	22.2	6.91
3/12/2013	Tuesday	61.80	0.026	0.803	2.29	0.614	0.00575	10.1	0.109	20	6.85
3/13/2013	Wednesday	68.79	0.0303	0.779	2.32	0.651	0.00297	10.3	0.111	19.9	9.97
3/19/2013	Tuesday	66.67	0.0367	1.14	3.98	0.927	0.00493	23.5	0.171	24.9	8.37
3/20/2013	Wednesday	68.10	0.0273	1.04	2.99	0.609	0.00268	22.4	0.11	24.7	10.3
3/26/2013	Tuesday	43.60	0.0387	0.852	2.51	0.468	0.00213	14.1	0.0903	18.6	8.23
3/27/2013	Wednesday	44.50	0.0353	1.13	2.61	0.449	<0.002	15	0.0977	20	8.39
4/2/2013	Tuesday	41.74	0.046	0.639	2.314	0.497	0.00390	12.43	0.082	21.607	11.1
4/3/2013	Wednesday	42.27	0.0477	3	2.41	0.373	0.00248	12.3	0.0737	19.9	10.5
4/9/2013	Tuesday	43.39	0.0307	1.7	2.42	0.449	0.00204	9.03	0.09	17.2	10.3
4/10/2013	Wednesday	52.46	0.0263	0.8	2.32	0.476	0.00231	9.17	0.0823	18.1	8.15
4/16/2013	Tuesday	39.99	0.0377	0.6	2.34	0.481	<0.002	12.8	0.093	18.8	13.6
4/17/2013	Wednesday	40.47	0.0343	0.845	2.29	0.498	<0.002	11.7	0.107	19.2	13.3
4/23/2013	Tuesday	38.16	0.0353	0.874	2.7	0.525	<0.002	11	0.085	20.7	12
4/24/2013	Wednesday	39.59	0.0313	0.521	1.95	0.407	0.00231	10.7	0.0663	19.7	8.82
4/30/2013	Tuesday	35.96	0.0393	0.659	1.94	0.598	<0.002	11.5	0.0667	20.4	12
5/1/2013	Wednesday	37.17	0.04	0.672	2	0.4	0.00220	13.8	0.05	20	11.2
5/7/2013	Tuesday	35.06	0.023	1.25	2.289	0.388	<0.002	12.577	0.048	19.31	11

Field's Point Effluent Metals 2013
all analyses in ppb

Date	Day of the Week	Effluent Flow	TTL Cr								
			Cd (ppb)	(ppb)	Cu (ppb)	Pb (ppb)	Hg (ppb)	Ni (ppb)	Ag (ppb)	Zn (ppb)	CN (ppb)
5/8/2013	Wednesday	42.18	0.13	1.45	2.7	0.6	<0.002	14	0.07	24	8.84
5/14/2013	Tuesday	35.05	<0.02	1.14	1.6	0.4	0.00212	15.3	0.04	22	14.8
5/15/2013	Wednesday	34.07	0.02	1.2	1.4	0.4	<0.002	15.8	0.03	29	9.99
5/21/2013	Tuesday	39.88									11.7
5/22/2013	Wednesday	34.02	0.02	1.1	1.8	0.4	<0.002	9.9	0.04	16	11.2
5/23/2013	Thursday	45.50	0.02	1.3	2.2	0.7	<0.002	11.5	0.04	16	
5/28/2013	Tuesday	34.90	0.03	0.7	1.9	0.4	<0.002	8.6	0.03	14	11.3
5/29/2013	Wednesday	50.12	0.02	0.8	2	0.5	0.00204	8.4	0.04	18	12.1
6/4/2013	Tuesday	38.80	0.031	1.1	2.237	0.497	0.00220	10.45	0.04	14.747	11.1
6/5/2013	Wednesday	34.16	0.03	0.5	2.1	0.6	0.00300	10.6	0.03	14	10.2
6/11/2013	Tuesday	72.13	0.03	0.9	2.4	0.6	0.00339	8.5	0.04	13	7.07
6/12/2013	Wednesday	72.64	<0.02	0.5	1.9	0.4	0.00218	10.1	0.02	14	10.8
6/18/2013	Tuesday	71.30	0.06	0.725	2.2	0.7	0.00296	8.2	0.03	19	10.7
6/19/2013	Wednesday	71.96	0.06	0.7	1.7	0.5	<0.002	8.6	0.03	16	5.56
6/25/2013	Tuesday	48.77	0.1	0.5	1.4	0.5	<0.002	9.5	0.02	21	7.6
6/26/2013	Wednesday	47.08	0.12	0.6	1.4	0.5	<0.002	8.8	<0.02	19	8.64
7/2/2013	Tuesday	45.89	0.033	0.6	1.007	0.386	0.00251	6.736	0.016	11.693	7.03
7/3/2013	Wednesday	42.97	<0.02	0.759	1.2	0.4	0.00458	7.6	<0.02	13	7.72
7/9/2013	Tuesday	41.68	0.03	1.1	1.9	0.5	0.00397	7.3	<0.02	14	11.2
7/10/2013	Wednesday	42.82	0.06	0.5	1.6	0.5	0.00323	7.2	<0.02	14	9.24
7/16/2013	Tuesday	39.42	0.03	0.6	1.5	0.4	0.00764	8	0.02	14	10.2
7/17/2013	Wednesday	40.22	0.04	1.1	1.7	0.4	0.00264	10.6	<0.02	14	10.2
7/23/2013	Tuesday	47.00	0.04	0.6	1.9	0.5	0.00427	9.1	0.03	17	12.1
7/24/2013	Wednesday	40.08	0.04	0.7	1.7	0.4	0.00351	9.3	0.03	17	13.1
7/30/2013	Tuesday	42.33	0.03	0.6	1.1	0.4	0.00213	9.9	<0.02	13	9.32
7/31/2013	Wednesday	40.22	0.05	0.5	1.1	0.4	0.00241	9	<0.02	15	9.17
8/6/2013	Tuesday	37.10	0.044	0.631	1.612	0.4	<0.002	8.857	0.03	16.223	10.5
8/7/2013	Wednesday	35.86	0.04	0.6	1.5	0.4	<0.002	8.3	0.02	19	12.4
8/13/2013	Tuesday	37.62	0.03	0.8	1.2	0.4	0.00253	6.6	0.02	12	6.81
8/14/2013	Wednesday	37.62	0.03	0.3	1.3	0.4	0.00288	7.6	0.03	14	13.3
8/20/2013	Tuesday	36.41	0.09	0.6	1.5	0.6	0.00376	10.1	0.03	16	14.9
8/21/2013	Wednesday	34.13	0.14	0.7	1.7	1.3	0.00212	9.3	0.04	14	11.9
8/27/2013	Tuesday	48.30	0.05	1.2	1.4	0.5	0.00218	9.1	0.02	16	7.11
8/28/2013	Wednesday	53.33	0.04	0.7	1.3	0.4	0.00290	8.4	<0.02	12	7.63
9/3/2013	Tuesday	60.19	0.04	1.1	1.9	0.5	0.00465	8.8	0.05	14	<10
9/4/2013	Wednesday	57.46	0.04	0.5	1.8	0.4	0.00209	13.1	0.03	14	<10
9/10/2013	Tuesday	33.87	0.06	0.6	1.7	0.5	<0.002	12	0.03	18	<10

Field's Point Effluent Metals 2013
all analyses in ppb

Date	Day of the Week	Effluent Flow	Cd (ppb)	TTL Cr (ppb)	Cu (ppb)	Pb (ppb)	Hg (ppb)	Ni (ppb)	Ag (ppb)	Zn (ppb)	CN (ppb)
9/11/2013	Wednesday	35.82	0.06	0.6	1.5	0.4	<0.002	12.2	0.03	19	<10
9/17/2013	Tuesday	34.06	0.042	0.5	1.317	0.41	<0.002	10.203	0.022	17.103	<10
9/18/2013	Wednesday	34.95	0.04	0.9	1.4	0.4	<0.002	10.3	0.03	17	<10
9/24/2013	Tuesday	34.17	0.04	0.5	1.3	0.4	0.00205	9	0.02	17	12.6
9/25/2013	Wednesday	32.55	0.05	1.5	1.4	0.4	0.00310	9.8	<0.02	17	13.1
10/1/2013	Tuesday	31.72	0.04	0.96	1.6	0.4	0.00206	9.1	0.02	20	12.3
10/2/2013	Wednesday	31.53	0.05	1	1.5	0.4	0.00270	8.9	0.03	19	
10/3/2013	Thursday	31.52									13
10/8/2013	Tuesday	30.06	0.043	0.808	1.367	0.459	0.00207	9.683	0.026	21.293	18.6
10/9/2013	Wednesday	31.92	0.06	0.7	1.3	0.4	<0.002	10.5	0.02	26	11.4
10/15/2013	Tuesday	31.19	0.04	1.7	1.5	0.5	0.00426	9.8	0.03	21	12.1
10/16/2013	Wednesday	32.81	0.03	0.5	1.4	0.4	0.00238	10.3	0.02	18	14.6
10/22/2013	Tuesday	31.30	0.02	0.8	1.5	0.4	<0.002	11.4	0.03	20	12.3
10/23/2013	Wednesday	29.49	0.05	0.6	1.4	0.4	<0.002	11.7	0.03	19	13
10/29/2013	Tuesday	29.57	0.03	1	1.4	0.3	0.00235	10.2	0.03	20	9.87
10/30/2013	Wednesday	33.22	0.03	1.3	1.2	0.3	<0.002	10	0.02	18	11.2
11/5/2013	Tuesday	31.64	0.034	1	1.69	0.371	0.00857	12.24	0.029	24.287	11.8
11/6/2013	Wednesday	31.34	0.04	1	1.7	0.5	0.00221	11.1	0.04	22	9.02
11/12/2013	Tuesday	29.52	0.03	0.8	1.6	0.3	<0.002	13.2	0.03	22	9.94
11/13/2013	Wednesday	30.32	0.03	0.8	1.9	0.3	<0.002	13.1	0.03	23	9.51
11/19/2013	Tuesday	30.99	0.02	1.3	1.5	0.5	0.00943	11.3	0.03	23	7.15
11/20/2013	Wednesday	29.64	0.03	1	1.3	0.6	0.00202	11.5	0.03	24	9.74
11/26/2013	Tuesday	45.08	0.06	1.565	2.1	1	0.00488	10.2	0.05	22	10.4
11/27/2013	Wednesday	69.34	0.02	0.8	1.9	1	0.00400	10.4	0.04	24	7.4
12/3/2013	Tuesday	33.22	0.035	1.81	1.58	0.58	0.00285	16.26	0.029	25.1	7.42
12/4/2013	Wednesday	32.91	0.029	1.05	1.59	0.56	0.00244	16.31	0.035	25.01	9.32
12/10/2013	Tuesday	37.21	0.035	2.04	1.37	0.54	0.00241	12.27	0.025	21.11	9.19
12/11/2013	Wednesday	32.56	0.03	1.37	1.51	0.5	0.00230	13.43	0.034	22.85	6.1
12/17/2013	Tuesday	32.84	0.036	0.71	3.16	0.39	0.00281	16.42	0.026	25.77	7.59
12/18/2013	Wednesday	33.54	0.041	0.93	2.17	0.41	0.00209	18.52	0.027	28.75	7.5
12/24/2013	Tuesday	38.43	0.024	0.4	1.89	0.58	0.00304	9.93	0.026	23.5	7.31
12/25/2013	Wednesday	30.30	0.016	0.31	1.57	0.42	<0.002	9.56	0.017	20.81	9.41
12/31/2013	Tuesday	44.17	0.02	0.8	1.4	0.6	0.00286	12.9	0.03	23	7.11

Field's Point Effluent Metals 2013
all analyses in ppb

Date	Day of the Week	Effluent Flow	Al (ppb)	Fe (ppb)	Se (ppb)	As (ppb)	Mo(ppb)
1/1/2013	Tuesday	39.09	11.7	188.8			
1/2/2013	Wednesday	41.77	11.7	214.3			
1/8/2013	Tuesday	40.99	9.003667	209	3.59	1.04	9.17
1/9/2013	Wednesday	36.82	9.47	158.9			
1/15/2013	Tuesday	37.61	11.1	158.7			
1/16/2013	Wednesday	47.46	17.4	177.2			
1/22/2013	Tuesday	39.19	14.3	174			
1/23/2013	Wednesday	35.54	17.9	184			
1/29/2013	Tuesday	40.66	10.7	138.8			
1/30/2013	Wednesday	40.80	18.3	169			
2/5/2013	Tuesday	35.49	13.85	166.3	7.32	1	7.1
2/6/2013	Wednesday	34.95	10.2	121			
2/12/2013	Tuesday	48.80	17.4	144.1			
2/13/2013	Wednesday	41.75	16.3	140.3			
2/19/2013	Tuesday	55.80	20.9	165.6			
2/20/2013	Wednesday	59.80	23.6	166.9			
2/26/2013	Tuesday	55.11	21.4	157.1			
2/27/2013	Wednesday	74.31	28.2	146			
3/5/2013	Tuesday	69.37	19.04667	151.5	3.86	0.834	3.63
3/6/2013	Wednesday	54.59	16.8	140			
3/12/2013	Tuesday	61.80	19.8	167			
3/13/2013	Wednesday	68.79	20	181.9			
3/19/2013	Tuesday	66.67	41.3	268.4			
3/20/2013	Wednesday	68.10	25.3	190.5			
3/26/2013	Tuesday	43.60	13.1	146.9			
3/27/2013	Wednesday	44.50	15.5	156.1			
4/2/2013	Tuesday	41.74	16.44	146	4.14	0.953	2.94
4/3/2013	Wednesday	42.27	11.8	135.1			
4/9/2013	Tuesday	43.39	9.9	162.7			
4/10/2013	Wednesday	52.46	9.06	126			
4/16/2013	Tuesday	39.99	7.32	142.1			
4/17/2013	Wednesday	40.47	11.8	164.1			

Field's Point Effluent Metals 2013
all analyses in ppb

Date	Day of the Week	Effluent Flow	Al (ppb)	Fe (ppb)	Se (ppb)	As (ppb)	Mo(ppb)
4/23/2013	Tuesday	38.16	11	171.2			
4/24/2013	Wednesday	39.59	8.06	125.8			
4/30/2013	Tuesday	35.96	10.1	152			
5/1/2013	Wednesday	37.17	8	145.1			
5/7/2013	Tuesday	35.06	8.901	157.9	3.1	1.1	4.3
5/8/2013	Wednesday	42.18	15	185.3			
5/14/2013	Tuesday	35.05	8	155.7			
5/15/2013	Wednesday	34.07	10	132.7			
5/22/2013	Wednesday	34.02	7	126.7			
5/23/2013	Thursday	45.50	14	171.8			
5/28/2013	Tuesday	34.90	10	158.4			
5/29/2013	Wednesday	50.12	15	151.5			
6/4/2013	Tuesday	38.80	16.503	147.8	3.3	1.1	6.4
6/5/2013	Wednesday	34.16	10	167.6			
6/11/2013	Tuesday	72.13	17	146.2			
6/12/2013	Wednesday	72.64	15	128.4			
6/18/2013	Tuesday	71.30	26	188.4			
6/19/2013	Wednesday	71.96	20	154.4			
6/25/2013	Tuesday	48.77	13	132.8			

Field's Point Effluent Metals 2013
all analyses in ppb

Date	Day of the Week	Effluent Flow	Al (ppb)	Fe (ppb)	Se (ppb)	As (ppb)	Mo(ppb)
6/26/2013	Wednesday	47.08	13	148.5			
7/2/2013	Tuesday	45.89	7.68	111.2	1.4	1	4.5
7/3/2013	Wednesday	42.97	7	111.9			
7/9/2013	Tuesday	41.68	10	133.1			
7/10/2013	Wednesday	42.82	10	154			
7/16/2013	Tuesday	39.42	9	118.3			
7/17/2013	Wednesday	40.22	7	95.99			
7/23/2013	Tuesday	47.00	9.86	130.1			
7/24/2013	Wednesday	40.08	9	107.3			
7/30/2013	Tuesday	42.33	10	105.8			
7/31/2013	Wednesday	40.22	8	118.3			
8/6/2013	Tuesday	37.10	11.75	127.1	2.1	1.2	4.9
8/7/2013	Wednesday	35.86	9	126.5			
8/13/2013	Tuesday	37.62	11	105.3			
8/14/2013	Wednesday	37.62	8	100.5			
8/20/2013	Tuesday	36.41	9	121.6			
8/21/2013	Wednesday	34.13	14	145.1			
8/27/2013	Tuesday	48.30	7	110.5			
8/28/2013	Wednesday	53.33	8	115.4			
9/3/2013	Tuesday	60.19	15	142.4			
9/4/2013	Wednesday	57.46	13	125.3			
9/10/2013	Tuesday	33.87	11	133.9			
9/11/2013	Wednesday	35.82	8	120.5			
9/17/2013	Tuesday	34.06	9.062	120.5	2.7	1.4	5.4
9/18/2013	Wednesday	34.95	10	163			
9/24/2013	Tuesday	34.17	8	115.5			
9/25/2013	Wednesday	32.55	8	124			
10/1/2013	Tuesday	31.72	6.84	113.6			
10/2/2013	Wednesday	31.53	14	128.7			
10/8/2013	Tuesday	30.06	15.61	151.5	4.8	1.6	5.9
10/9/2013	Wednesday	31.92	14	164.3			
10/15/2013	Tuesday	31.19	13	146.5			

Field's Point Effluent Metals 2013
all analyses in ppb

Date	Day of the Week	Effluent Flow	Al (ppb)	Fe (ppb)	Se (ppb)	As (ppb)	Mo(ppb)
10/16/2013	Wednesday	32.81	10	136.4			
10/22/2013	Tuesday	31.30	11	130.2			
10/23/2013	Wednesday	29.49	15	118.2			
10/29/2013	Tuesday	29.57	13	107.6			
10/30/2013	Wednesday	33.22	12	108.4			
11/5/2013	Tuesday	31.64	10.2	116.8	4.5	1.6	6.3
11/6/2013	Wednesday	31.34	20	179.7			
11/12/2013	Tuesday	29.52	13	155.5			
11/13/2013	Wednesday	30.32	12	156.1			
11/19/2013	Tuesday	30.99	15	153.2			
11/20/2013	Wednesday	29.64	15	129.4			
11/26/2013	Tuesday	45.08	30	220.7			
11/27/2013	Wednesday	69.34	30	153.9			
12/3/2013	Tuesday	33.22	12.13	160	4.61	1.87	7.97
12/4/2013	Wednesday	32.91	13.71	234.9			
12/10/2013	Tuesday	37.21	16.89	155.2			
12/11/2013	Wednesday	32.56	16.88	185.8			
12/17/2013	Tuesday	32.84	15.88	179.1			
12/18/2013	Wednesday	33.54	16.5	192.9			
12/24/2013	Tuesday	38.43	20.66	217.9			
12/25/2013	Wednesday	30.30	15.93	171.8			
12/31/2013	Tuesday	44.17	18	185.8			

Field's Point Monthly Effluent Data 2013
all results in ppb

Date		Flow (MGD)	Cd	TTL Cr	Cu	Pb	Hg(ppb)	Ni	Ag	Zn	CN
January	Average	44.56	0.04	0.77	2.97	0.54	3.42	11.16	0.12	20.67	7.61
	Minimum	36.28	0.02	0.33	2.38	0.45	2.00	7.61	0.07	16.50	5.84
	Maximum	67.10	0.06	1.36	3.34	0.77	6.70	17.80	0.15	24.80	10.00
February	Average	38.63	0.03	0.93	4.27	0.63	3.42	12.63	0.11	25.98	8.26
	Minimum	34.51	0.03	0.80	2.65	0.47	2.00	8.85	0.10	22.80	6.54
	Maximum	50.24	0.04	1.02	13.30	0.77	7.82	17.80	0.12	30.20	9.83
March	Average	38.41	0.03	1.01	2.78	0.64	3.31	14.96	0.11	21.36	8.20
	Minimum	32.31	0.03	0.78	2.29	0.45	2.00	10.10	0.09	18.60	6.57
	Maximum	61.08	0.04	1.44	3.98	0.93	5.75	23.50	0.17	24.90	10.30
April	Average	38.27	0.04	0.89	2.30	0.48	2.34	11.18	0.08	19.51	11.09
	Minimum	31.46	0.03	0.52	1.94	0.37	2.00	9.03	0.07	17.20	8.15
	Maximum	61.57	0.05	1.45	2.70	0.60	3.90	12.80	0.11	21.61	13.60
May	Average	43.53	0.04	1.27	1.99	0.47	2.04	12.21	0.04	19.81	11.35
	Minimum	35.60	0.02	0.50	1.40	0.39	2.00	8.40	0.03	14.00	8.84
	Maximum	64.01	0.13	3.00	2.70	0.70	2.20	15.80	0.07	29.00	14.80
June	Average	42.18	0.06	0.67	1.92	0.54	2.47	9.34	0.03	16.34	8.96
	Minimum	33.84	0.02	0.50	1.40	0.40	2.00	8.20	0.02	13.00	5.56
	Maximum	63.36	0.12	0.90	2.40	0.70	3.39	10.60	0.04	21.00	11.10
July	Average	38.72	0.04	0.70	1.50	0.40	3.69	8.50	0.02	14.27	9.93
	Minimum	30.40	0.02	0.50	1.01	0.39	2.13	6.74	0.02	11.69	7.03
	Maximum	56.85	0.06	1.10	1.90	0.50	7.64	10.60	0.03	17.00	13.10
August	Average	38.93	0.06	0.60	1.40	0.60	2.00	8.50	0.02	14.90	10.57
	Minimum	31.77	0.03	0.30	1.20	0.40	2.00	6.60	0.02	12.00	6.81
	Maximum	63.52	0.14	1.20	1.70	1.30	3.76	10.10	0.04	19.00	14.90
September	Average	39.76	0.05	0.92	1.54	0.43	2.49	10.68	0.03	16.64	10.71
	Minimum	30.62	0.04	0.50	1.30	0.40	2.00	8.80	0.02	14.00	10.00
	Maximum	58.17	0.06	1.50	1.90	0.50	4.65	13.10	0.05	19.00	13.10
October	Average	37.90	0.04	0.89	1.42	0.40	2.38	10.16	0.03	20.23	12.84
	Minimum	30.22	0.02	0.50	1.20	0.30	2.00	8.90	0.02	18.00	9.87
	Maximum	65.32	0.06	1.30	1.60	0.50	4.26	11.70	0.03	26.00	18.60
November	Average	36.31	0.03	1.03	1.71	0.57	4.39	11.63	0.03	23.04	9.37
	Minimum	30.66	0.02	0.50	1.30	0.30	2.00	10.20	0.03	22.00	7.15
	Maximum	51.62	0.06	1.70	2.10	1.00	9.43	13.20	0.05	24.29	11.80
December	Average	42.49	0.03	1.05	1.80	0.51	2.53	13.96	0.03	23.99	7.88
	Minimum	31.14	0.02	0.31	1.37	0.39	2.00	9.56	0.02	20.81	6.10
	Maximum	62.86	0.04	2.04	3.16	0.60	3.04	18.52	0.04	28.75	9.41

Field's Point Effluent Loading Summary 2013

Field's Point monthly mean effluent loading summary (lbs/month)

Month	Total Monthly Eff Flow	Cd	TTL Cr	Cu	Pb	Hg	Ni	Ag	Zn	CN	Total (lbs/month)
January	1224.83	0.38	7.88	30.32	5.54	0.0349	114.04	1.18	211.15	77.73	370.52
February	1314.97	0.36	10.21	46.86	6.87	0.0375	138.59	1.20	285.00	90.60	489.14
March	1708.36	0.49	14.41	39.66	9.15	0.0471	213.18	1.62	304.19	116.81	582.74
April	1253.96	0.38	9.35	24.03	5.00	0.0244	116.90	0.87	204.05	115.93	360.60
May	1199.27	0.36	12.67	19.89	4.67	0.0204	122.13	0.43	197.82	113.50	357.99
June	1712.08	0.80	9.46	27.31	7.67	0.0352	133.33	0.41	233.81	127.92	412.83
July	1371.23	0.42	7.78	16.81	4.92	0.0422	96.86	0.25	163.54	113.54	290.62
August	1238.32	0.59	6.58	14.85	5.68	0.0263	88.17	0.27	153.62	109.15	269.80
September	1167.32	0.45	9.01	14.97	4.14	0.0242	103.93	0.28	161.85	104.29	294.64
October	965.60	0.31	7.17	11.44	3.22	0.0192	81.82	0.21	162.67	103.38	266.86
November	1050.59	0.28	9.09	15.00	5.04	0.0385	101.86	0.31	201.52	82.10	333.14
December	1216.75	0.30	10.62	18.31	5.16	0.0257	141.62	0.28	243.43	80.00	419.75
Total Pounds/Year		5.14	114.23	279.44	67.07	0.3756	1452.43	7.30	2522.65	1234.94	

Field's Point monthly mean effluent loading summary (lbs/day)

Month	Mean Eff Flow (MGD)	Cd	TTL Cr	Cu	Pb	Hg	Ni	Ag	Zn	CN	Total
January	39.51	0.01	0.26	0.99	0.18	0.00115	3.71	0.04	6.91	2.53	12.11
February	46.96	0.01	0.39	1.66	0.28	0.00157	5.36	0.05	10.95	3.54	18.70
March	55.11	0.02	0.50	1.40	0.33	0.00171	7.51	0.06	10.72	4.10	20.53
April	41.80	0.01	0.30	0.80	0.16	0.000814	3.85	0.03	6.74	3.80	11.89
May	38.69	0.01	0.41	0.65	0.15	0.000658	3.89	0.01	6.34	3.60	11.48
June	57.07	0.03	0.31	0.92	0.26	0.00119	4.37	0.01	7.76	4.18	13.66
July	44.23	0.01	0.24	0.52	0.15	0.00129	2.98	0.01	5.09	3.58	9.00
August	39.95	0.02	0.21	0.48	0.18	0.000853	2.85	0.01	4.93	3.43	8.67
September	38.91	0.02	0.29	0.53	0.14	0.000884	3.61	0.01	5.47	3.57	10.07
October	31.15	0.01	0.23	0.37	0.10	0.000621	2.65	0.01	5.27	3.35	8.64
November	35.02	0.01	0.32	0.55	0.20	0.00137	3.54	0.01	7.17	2.85	11.79
December	39.25	0.01	0.31	0.52	0.15	0.000747	4.05	0.01	6.99	2.29	12.04

Field's Point Effluent Loading Summary 2013

Field's Point Monthly mean effluent concentration (ppb)

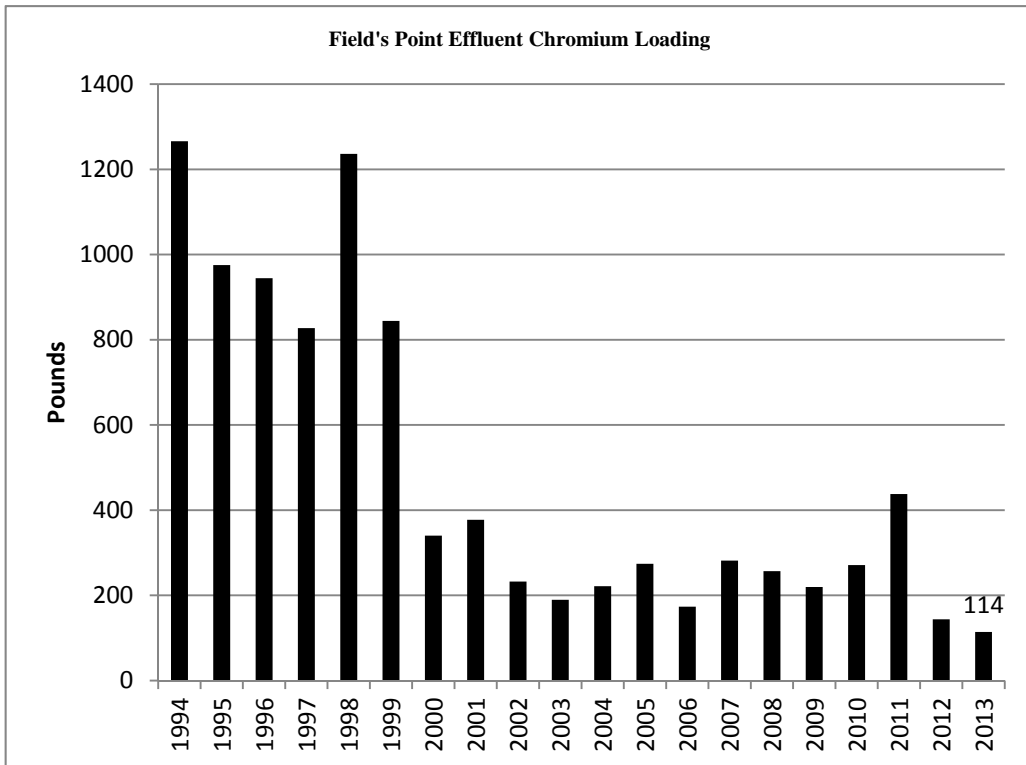
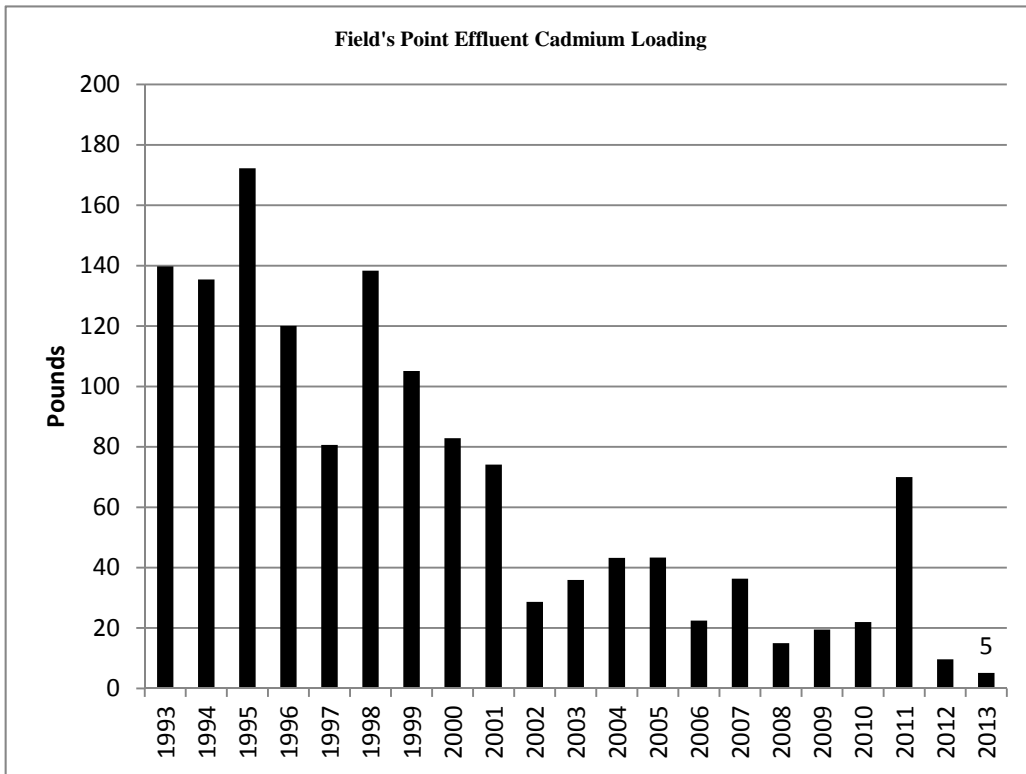
Month	Mean Eff Flow (MGD)	Cd	TTL Cr	Cu	Pb	Hg	Ni	Ag	Zn	CN	Total
January	44.56	0.04	0.77	2.97	0.54	0.00342	11.16	0.12	20.67	7.61	36.27
February*	38.63	0.03	0.93	4.27	0.63	0.00342	12.64	0.11	25.99	8.26	44.60
March*	38.41	0.03	1.01	2.78	0.64	0.00331	14.96	0.11	21.35	8.20	40.90
April*	38.27	0.04	0.89	2.30	0.48	0.00234	11.18	0.08	19.51	11.09	34.48
May	43.53	0.04	1.27	1.99	0.47	0.00204	12.21	0.04	19.78	11.35	35.79
June	42.18	0.06	0.66	1.91	0.54	0.00247	9.34	0.03	16.38	8.96	28.91
July	38.72	0.04	0.68	1.47	0.43	0.00369	8.47	0.02	14.30	9.93	25.41
August	38.93	0.06	0.64	1.44	0.55	0.00255	8.54	0.03	14.88	10.57	26.12
September	39.76	0.05	0.93	1.54	0.43	0.00249	10.68	0.03	16.63	10.71	30.26
October	37.90	0.04	0.89	1.42	0.40	0.00238	10.16	0.03	20.20	12.84	33.14
November	36.31	0.03	1.04	1.71	0.58	0.00439	11.63	0.04	23.00	9.37	38.02
December	42.49	0.03	1.05	1.80	0.51	0.00253	13.96	0.03	23.99	7.88	41.36

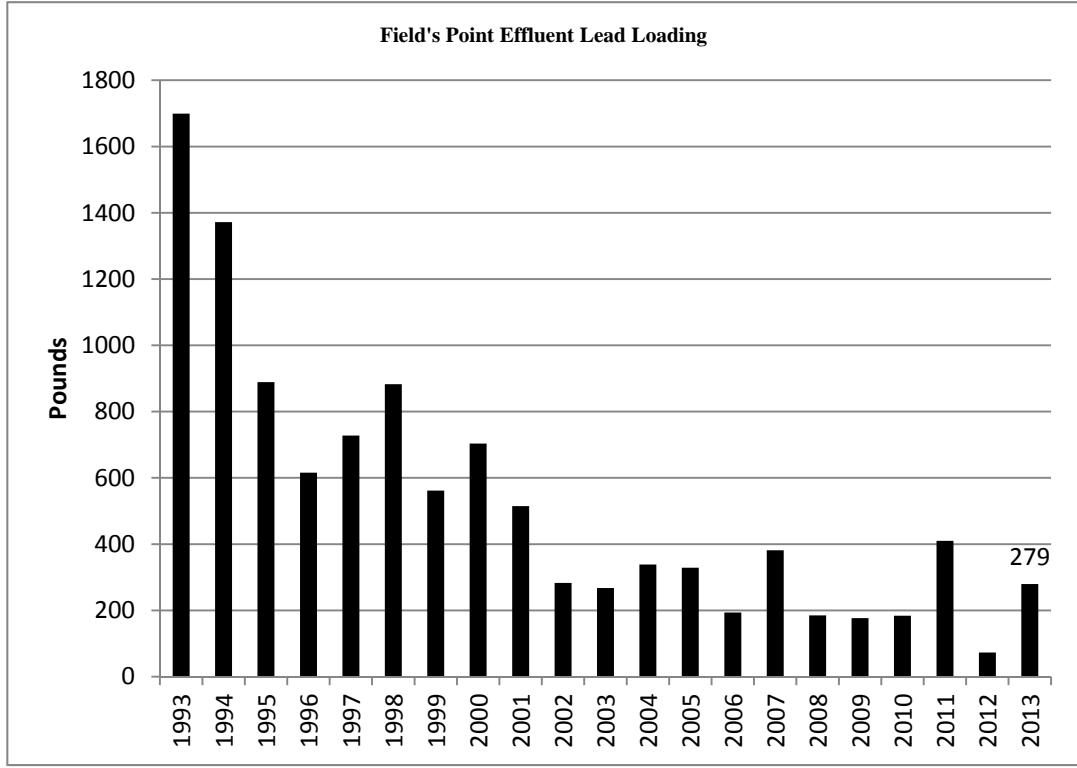
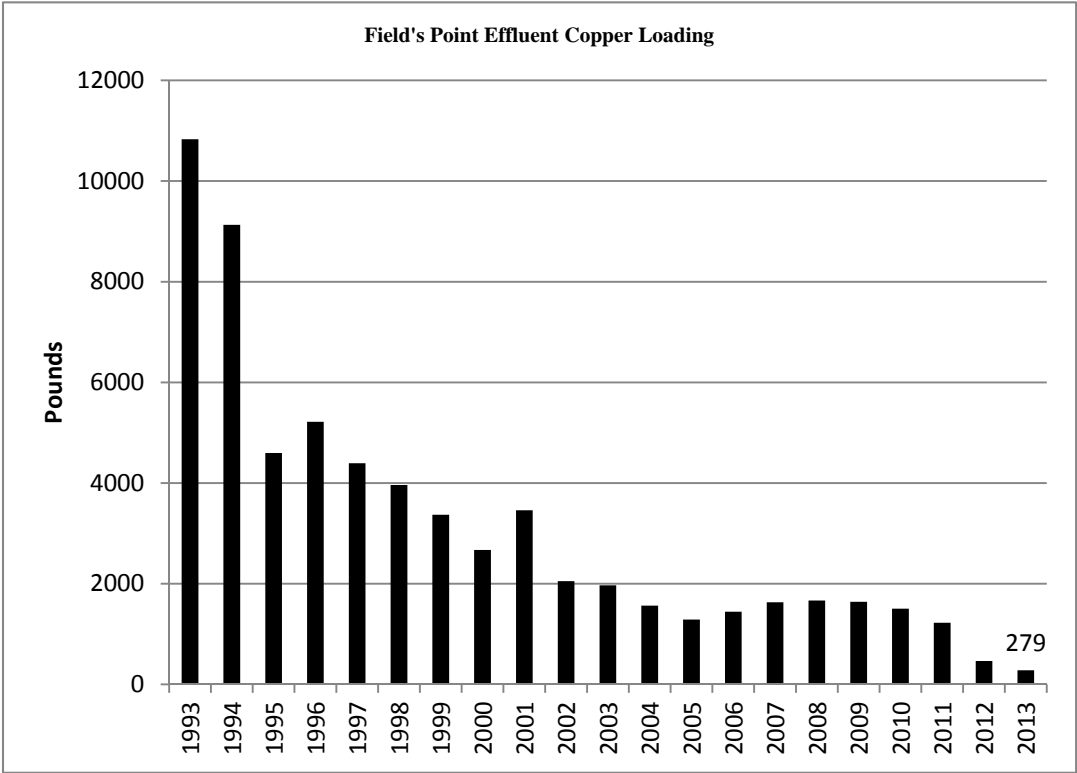
Total = Sum of Monthly Average Metals Concentrations (Cd, Cr, Cu, Pb, Hg, Ni, Ag, Zn)

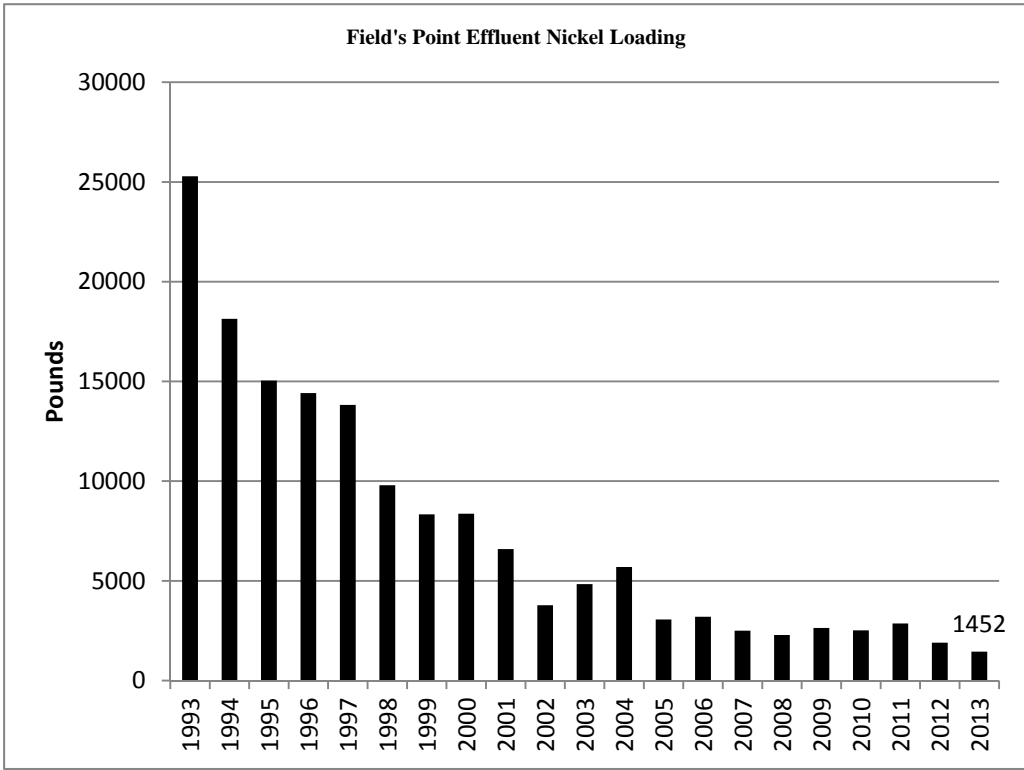
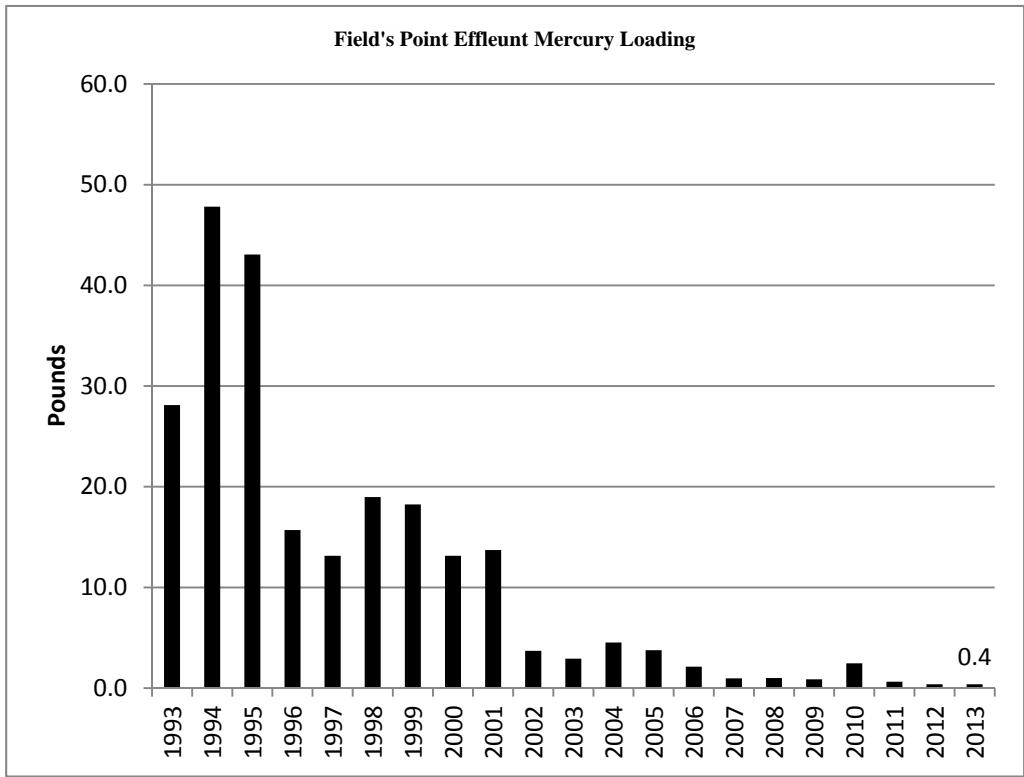
Field's Point Effluent Metals Loading (lb/yr)

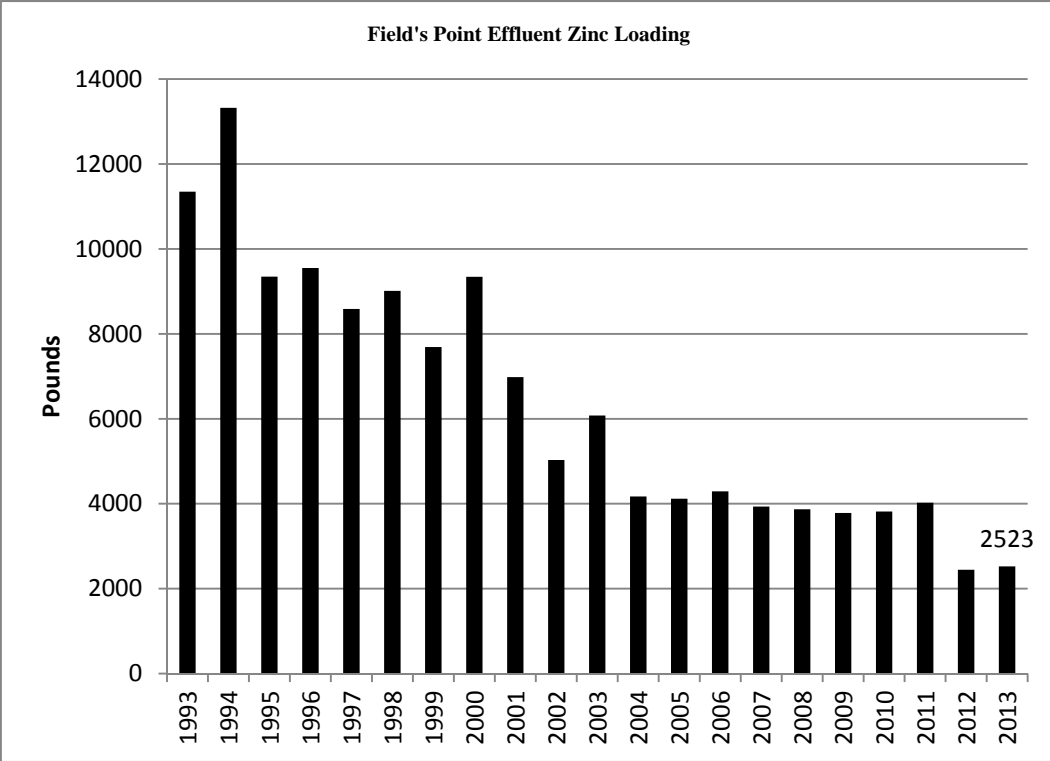
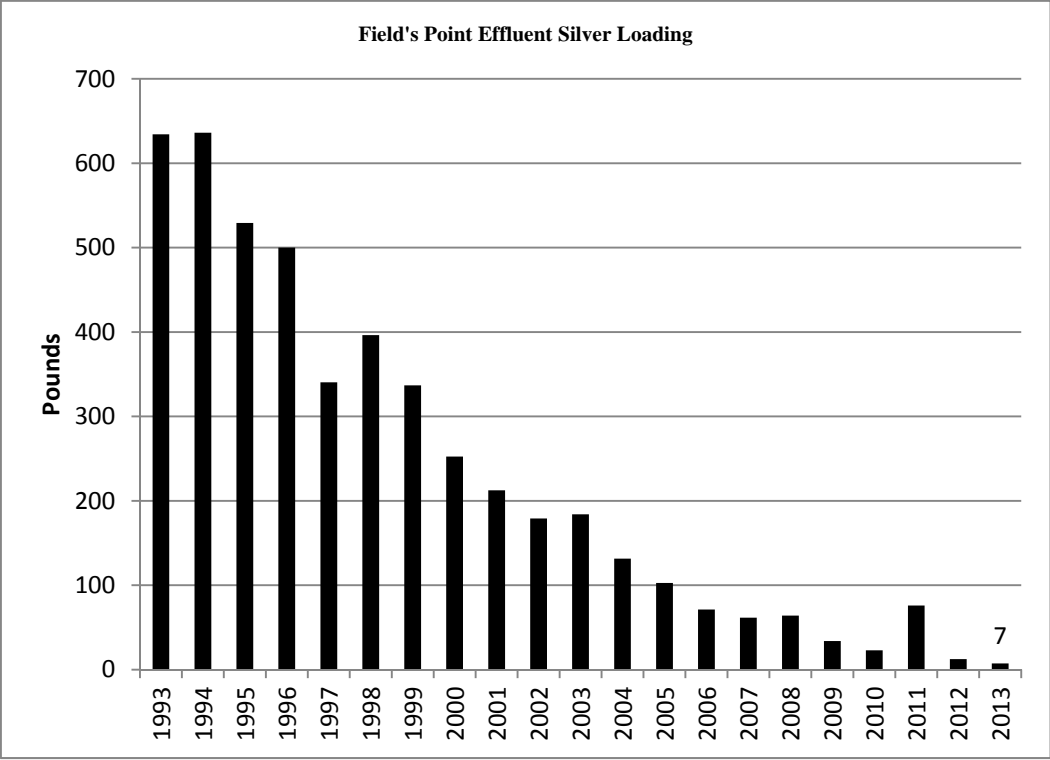
Year	Cadmium	Chromium	Copper	Lead	Mercury	Nickel	Silver	Zinc
1993	140		10831	1699	28.1	25289	634	11347
1994	135	1266	9132	1372	47.8	18134	636	13324
1995	172	975	4598	889	43.1	15045	529	9348
1996	120	945	5218	616	15.7	14416	500	9552
1997	81	827	4393	727	13.1	13819	341	8585
1998	138	1236	3960	883	19.0	9797	396	9011
1999	105	844	3371	562	18.3	8338	337	7689
2000	83	340	2670	704	13.1	8369	253	9345
2001	74	377	3458	515	13.7	6595	212	6981
2002	29	232	2050	283	3.7	3774	179	5031
2003	36	190	1968	268	2.9	4838	184	6076
2004	43	222	1564	338	4.5	5694	132	4171
2005	43	274	1289	329	3.8	3062	103	4117
2006	22	174	1443	194	2.1	3199	71	4290
2007	36	282	1,632	382	1.0	2,505	62	3934
2008	15	257	1667	185	1.0	2282	64	3870
2009	19	220	1642	177	0.9	2640	34	3782
2010	22	271	1505	184	2.5	2518	23	3818
2011	70	438	1224	410	0.6	2863	76	4022
2012	10	144	465	73	0.4	1900	12	2445
2013	5	114	279	279	0.4	1452	7	2523

* In 2011, several samples for Cadmium, Chromium, Lead, and Silver had to be analyzed on equipment with higher detection limits, resulting in an increase in loadings that was not actually reflective of what was being discharged at Field's Point.









***EFFLUENT DISSOLVED
METALS DATA

FIELD'S POINT***

Field's Point Dissolved Metals 2013

all results in ppb

MDL = method detection limit

Date	Cd		Cr	Cr MDL	Cu		Pb	Pb MDL	Ni	Ni MDL	Ag		Zn	Zn MDL	Al		Fe	Fe MDL
	Cd	MDL*			Cu	MDL					Ag	MDL			Al	MDL		
1/8/2013	0.03	0.02	1.69	0.30	2.93	0.30	0.30	0.30	9.42	0.30	0.06	0.02	17.95	4.00	3.00	3.00	114.50	2.00
2/5/2013	0.03	0.02	1.12	0.30	2.47	0.30	0.34	0.30	13.23	0.30	0.07	0.02	24.00	4.00	3.54	3.00	81.52	2.00
3/5/2013	0.03	0.02	0.97	0.30	2.49	0.30	0.30	0.30	11.33	0.30	0.03	0.02	20.82	4.00	3.56	3.00	75.01	2.00
4/2/2013	0.04	0.02	1.04	0.30	2.47	0.30	0.32	0.30	12.99	0.30	0.04	0.02	23.45	4.00	3.20	3.00	83.07	2.00
5/7/2013	0.03	0.02	1.19	0.30	2.20	0.30	0.31	0.30	12.27	0.30	0.02	0.02	20.87	4.00	3.00	3.00	95.56	2.00
6/4/2013	0.39	0.02	0.91	0.30	6.50	0.30	0.42	0.30	10.22	0.30	0.03	0.02	15.35	4.00	3.00	3.00	84.48	2.00
7/2/2013	0.02	0.02	0.99	0.30	1.02	0.30	0.30	0.30	6.57	0.30	0.02	0.02	12.75	4.00	3.00	3.00	68.31	2.00
8/6/2013	0.03	0.04	0.89	0.30	5.30	0.30	0.46	0.30	8.42	0.30	0.06	0.02	16.86	4.00	3.00	3.00	84.77	2.00
9/17/2013	0.05	0.04	1.12	0.30	1.16	0.30	0.30	0.30	9.69	0.30	0.02	0.02	19.66	4.00	7.14	3.00	71.06	2.00
10/8/2013	0.06	0.04	0.96	0.30	1.19	0.30	0.33	0.30	9.72	0.30	0.02	0.02	21.89	4.00	4.96	3.00	83.53	2.00
11/5/2013	0.03	0.04	1.75	0.30	3.46	0.30	0.21	0.30	11.34	0.30	0.02	0.02	23.26	4.00	9.99	3.00	115.30	2.00
12/3/2013	0.04	0.04	2.12	0.30	7.81	0.30	0.37	0.30	17.18	0.30	0.02	0.02	28.68	4.00	3.34	3.00	121.20	2.00

*MDL for Cd changed in August 2013

	Cd	Cr	Cu	Pb	Ni	Ag	Zn	Al	Fe
yearly average concentration	0.06	1.23	3.25	<0.32	11.03	<0.04	20.46	<3.79	89.86
yearly median concentration	0.03	1.08	2.48	0.30	10.78	0.02	20.85	3.00	84.01
yearly minimum concentration	0.02	0.89	1.02	<0.30	6.57	<0.02	12.75	<3.00	68.31
yearly maximum concentration	0.39	2.12	7.81	0.46	17.18	0.07	28.68	9.99	121.20

BIOASSAY DATA

FIELD'S POINT

Field's Point WWTF Bioassay Results - 2013						
<i>Americamysis bahia</i>						
Acute	1st Quarter, 2013			2nd Quarter, 2013		
Test	Result	Permit Limit	Pass Y/N	Result	Permit Limit	Pass Y/N
LC ₅₀	>100%	>100%	Y	>100%	>100%	Y
A-NOEC	100%	N/A**	N/A	100%	N/A**	N/A
	3rd Quarter, 2013			4th Quarter, 2013		
Test	Result	Permit Limit	Pass Y/N	Result	Permit Limit	Pass Y/N
LC ₅₀	>100%	>100%	Y	>100%	>100%	Y
A-NOEC	100%	N/A**	N/A	100%	N/A**	N/A

* NOTE - % indicates Percent Effluent

** No permit limit exists for A-NOEC

LC₅₀ LC₅₀ is the effluent concentration that causes 50% mortality during the acute toxicity test duration.

A-NOEC No observable effect concentration: Highest concentration of the effluent in which 90% or more of the test animals survive

Acute Test continuous exposure to effluent for 48 hours

Field's Point WWTF Bioassay Results - 2013						
<i>Arbacia punctulata</i>						
Chronic	1st Quarter, 2013			2nd Quarter, 2013		
Test	Result	Permit Limit	Pass Y/N	Result	Permit Limit	Pass Y/N
C-NOEC	100%	Required monitoring: No Limit	Y	50%	Required monitoring: No Limit	Y
	3rd Quarter, 2013			4th Quarter, 2013		
Test	Result	Permit Limit	Pass Y/N	Result	Permit Limit	Pass Y/N
C-NOEC	100%	Required monitoring: No Limit	Y	50%	Required monitoring: No Limit	Y

* NOTE - % indicates Percent Effluent

C-NOEC Highest concentration of effluent with no observed effect on fertilization rates

OIL AND GREASE DATA

FIELD'S POINT

Field Point Oil and Grease Data 2013

Field's Point Oil & Grease 2013

Date	Influent Flow MGD	Effluent Flow MGD	Influent Average ppm	Effluent Average ppm
1/8/2013	40.99	40.99	17.00	<4.0
2/5/2013	35.49	35.49	11.95	<4.0
3/6/2013	54.59	54.59	23.56	<4.0
4/2/2013	41.74	41.74	22.23	<4.0
5/7/2013	35.06	35.06	23.24	<4.0
6/5/2013	34.16	34.16	25.23	<4.0
7/2/2013	45.89	45.89	17.50	<4.0
8/7/2013	35.86	35.86	10.07	<4.0
9/17/2013	34.06	34.06	26.21	<4.0
10/8/2013	30.06	30.06	15.20	<4.0
11/5/2013	31.64	31.64	27.70	<4.0
12/3/2013	33.22	33.22	16.15	<4.0

***BOD, TSS, AND FECAL
COLIFORM DATA***

FIELD'S POINT

Field's Point 2013 Wastewater Treatment Plant
TSS, BOD and Fecal Coliform Data

Date	Fecal Coliform		Raw Influent TSS (mg/L)	Raw Influent BOD (mg/L)	Final Effluent TSS (mg/L)	Final Effluent BOD (mg/L)
	Bacteria (MPN/100mL)	Influent Flow (MGD)				
1/1/2013	2.0	39.09	90.67	141.40	10.67	15.87
1/2/2013	2.0	41.77	104.00	145.49	9.67	24.51
1/3/2013	2.0	38.74	129.30	152.94	13.00	16.75
1/4/2013	2.0	37.51	118.00	169.83	6.67	7.85
1/5/2013	2.0	38.20	130.00	169.24	6.67	5.71
1/6/2013	2.0	37.73	110.70	164.66	3.00	3.29
1/7/2013	2.0	37.35	114.70	165.56	2.67	6.86
1/8/2013	2.0	40.99	115.30	163.55	6.33	5.95
1/9/2013	2.0	36.82	118.70	156.16	5.67	7.35
1/10/2013	2.0	35.74	124.70	163.81	6.67	6.17
1/11/2013	2.0	43.12	160.70	186.20	5.67	8.37
1/12/2013	2.0	38.15	110.70	136.55	6.33	6.60
1/13/2013	2.0	36.94	129.30	167.15	7.67	5.23
1/14/2013	2.8	45.44	119.30	125.13	7.33	4.20
1/15/2013	2.0	37.61	128.70	198.19	7.00	10.54
1/16/2013	2.0	47.46	158.70	165.38	9.67	5.67
1/17/2013	2.0	42.86	110.70	121.03	5.67	4.80
1/18/2013	2.0	37.52	120.00	166.97	7.33	5.08
1/19/2013	2.0	38.74	128.00	170.13	6.33	9.12
1/20/2013	2.0	35.61	118.00	145.12	5.67	4.91
1/21/2013	2.0	38.41	126.70	162.36	5.67	6.05
1/22/2013	2.0	39.19	146.70	172.52	19.33	17.89
1/23/2013	2.0	35.54	116.00	181.17	9.33	13.92
1/24/2013	2.0	36.20	132.00	172.80	11.33	10.65
1/25/2013	2.0	37.55	127.30	201.40	4.67	8.13
1/26/2013	2.0	36.41	150.00	190.65	8.33	7.33
1/27/2013	2.0	35.78	138.70	192.20	5.67	8.92
1/28/2013	2.0	36.42	176.00	223.89	6.67	6.97
1/29/2013	2.0	40.66	190.00	189.96	12.67	6.32
1/30/2013	2.0	40.80	150.70	187.33	9.67	6.89
1/31/2013	2.7	60.48	146.00	152.56	12.33	8.63
2/1/2013	2.8	43.98	97.33	168.54	4.00	6.13
2/2/2013	2.0	36.07	115.30	166.56	6.67	4.95
2/3/2013	2.0	36.33	109.30	173.51	2.33	5.02
2/4/2013	2.0	37.77	155.30	212.21	11.67	5.66
2/5/2013	2.0	35.49	150.00	202.35	4.00	4.59
2/6/2013	2.0	34.95	158.00	235.86	7.33	4.75
2/7/2013	2.0	34.25	154.00	210.55	6.00	3.67
2/8/2013	2.0	34.69	204.70	198.46	9.67	7.54
2/9/2013	2.0	34.53	112.00	150.55	12.67	7.30
2/10/2013	2.0	37.55	150.00	199.65	10.67	4.79
2/11/2013	2.0	58.61	206.70	153.39	8.67	5.62
2/12/2013	2.4	48.80	110.70	149.13	8.67	7.06
2/13/2013	2.0	41.75	120.70	160.51	7.67	5.33
2/14/2013	2.0	43.40	115.30	145.30	7.67	3.49
2/15/2013	2.0	44.18	115.30	178.20	3.00	5.03

Field's Point 2013 Wastewater Treatment Plant
TSS, BOD and Fecal Coliform Data

Date	Fecal Coliform		Raw Influent TSS (mg/L)	Raw Influent BOD (mg/L)	Final Effluent TSS (mg/L)	Final Effluent BOD (mg/L)
	Bacteria (MPN/100mL)	Influent Flow (MGD)				
2/16/2013	2.0	42.52	104.70	167.44	3.67	6.16
2/17/2013	2.0	39.06	113.30	176.68	5.67	6.16
2/18/2013	2.0	40.84	121.30	166.44	11.67	5.88
2/19/2013	2.0	55.80	263.30	191.85	6.67	4.70
2/20/2013	2.0	59.80	82.67	123.56	6.67	5.68
2/21/2013	2.0	42.41	110.00	164.17	6.00	5.18
2/22/2013	2.0	42.54	100.00	178.39	2.67	4.23
2/23/2013	2.0	58.50	105.30	118.46	3.00	4.82
2/24/2013	2.0	65.66	83.33	126.92	5.67	4.34
2/25/2013	2.0	64.47	81.33	114.22	5.67	5.74
2/26/2013	2.0	55.11	116.70	135.93	12.67	4.78
2/27/2013	2.0	84.23	170.00	111.07	5.67	4.36
2/28/2013	2.0	74.12	63.33	105.46	7.67	5.33
3/1/2013	2.0	72.70	72.67	116.83	6.67	3.82
3/2/2013	2.0	72.24	79.33	87.46	5.00	3.42
3/3/2013	2.0	72.18	57.33	99.19	7.00	3.65
3/4/2013	2.0	70.56	60.67	95.61	3.00	4.77
3/5/2013	2.0	69.37	93.33	115.73	3.67	4.90
3/6/2013	2.0	54.59	129.30	110.06	21.33	4.29
3/7/2013	2.0	60.53	102.00	114.48	10.67	5.51
3/8/2013	2.0	58.54	98.00	132.13	11.33	6.72
3/9/2013	2.0	54.24	94.67	126.15	7.67	7.63
3/10/2013	2.0	47.71	84.67	127.32	5.00	4.42
3/11/2013	2.0	49.77	108.00	126.15	5.00	3.86
3/12/2013	2.0	61.80	130.00	132.57	3.33	6.65
3/13/2013	2.0	68.79	63.33	105.51	4.00	5.42
3/14/2013	2.0	60.64	84.67	125.80	8.33	6.32
3/15/2013	2.0	47.45	102.70	147.84	5.67	5.04
3/16/2013	2.0	49.34	91.33	149.21	4.67	7.04
3/17/2013	2.0	48.54	104.70	138.09	7.00	4.47
3/18/2013	2.0	46.75	112.70	166.00	5.00	4.77
3/19/2013	2.0	66.67	106.70	109.65	4.67	7.20
3/20/2013	2.0	68.10	62.00	133.32	6.00	7.35
3/21/2013	2.0	49.14	104.70	143.07	5.67	4.73
3/22/2013	2.0	47.81	103.30	136.76	7.33	4.02
3/23/2013	2.0	47.71	101.30	143.27	4.67	4.83
3/24/2013	2.0	45.45	94.67	132.21	5.67	5.91
3/25/2013	2.0	49.61	134.00	160.80	4.67	4.55
3/26/2013	2.0	43.60	157.30	155.26	10.67	4.28
3/27/2013	2.0	44.50	120.00	177.62	5.67	3.81
3/28/2013	4.0	44.14	135.33	151.96	5.33	4.80
3/29/2013	2.0	43.32	108.67	152.24	11.33	8.36
3/30/2013	2.8	42.20	113.73	182.54	7.33	3.25
3/31/2013	2.0	50.37	141.33	180.38	6.33	4.98
4/1/2013	2.0	50.39	115.33	156.71	9.33	6.95
4/2/2013	2.0	41.74	110.67	177.41	7.33	4.76
4/3/2013	2.0	42.27	124.00	165.16	7.67	3.94

Field's Point 2013 Wastewater Treatment Plant
TSS, BOD and Fecal Coliform Data

Date	Fecal Coliform		Raw Influent TSS (mg/L)	Raw Influent BOD (mg/L)	Final Effluent TSS (mg/L)	Final Effluent BOD (mg/L)
	Bacteria (MPN/100mL)	Influent Flow (MGD)				
4/4/2013	2.0	40.53	126.00	190.45	7.00	4.38
4/5/2013	2.0	41.60	107.33	179.33	4.56	5.31
4/6/2013	2.0	40.29	114.00	204.37	5.33	2.87
4/7/2013	2.0	38.63	121.33	161.63	7.33	4.60
4/8/2013	2.0	42.17	132.67	176.54	11.00	4.59
4/9/2013	2.0	43.39	140.00	169.11	10.33	5.67
4/10/2013	2.5	52.46	183.33	201.39	16.67	4.65
4/11/2013	2.0	43.40	119.33	165.79	6.00	3.71
4/12/2013	2.0	58.23	110.67	127.87	7.67	4.07
4/13/2013	2.8	43.97	104.67	179.85	6.33	4.92
4/14/2013	2.0	39.15	139.33	203.50	6.33	4.24
4/15/2013	2.0	38.79	131.33	157.70	8.00	4.70
4/16/2013	2.0	39.99	136.67	160.05	6.67	4.00
4/17/2013	2.5	40.47	154.67	172.92	12.33	3.96
4/18/2013	2.0	38.33	129.33	181.94	3.67	2.00
4/19/2013	2.0	46.89	150.67	182.29	9.00	3.60
4/20/2013	2.0	51.28	98.67	158.22	5.00	4.93
4/21/2013	2.0	37.70	112.67	164.87	6.67	6.68
4/22/2013	2.0	39.67	174.00	171.86	12.67	3.15
4/23/2013	2.0	38.16	160.00	181.09	6.33	2.77
4/24/2013	2.0	39.59	141.33	206.56	4.00	3.97
4/25/2013	2.0	38.13	141.33	206.04	6.00	3.49
4/26/2013	2.0	37.00	133.33	186.67	2.60	3.57
4/27/2013	2.0	37.41	138.67	167.39	3.67	3.41
4/28/2013	2.0	37.32	149.33	174.82	7.00	3.39
4/29/2013	2.0	39.05	158.67	202.10	5.33	2.97
4/30/2013	2.8	35.96	164.67	234.06	9.67	3.18
5/1/2013	3.2	37.17	169.33	209.54	7.00	3.30
5/2/2013	2.0	34.35	151.33	200.73	3.33	3.48
5/3/2013	2.0	38.52	138.67	195.80	7.00	3.98
5/4/2013	2.0	35.79	142.67	188.92	6.33	4.35
5/5/2013	2.0	35.27	138.00	192.74	4.67	3.53
5/6/2013	2.0	37.48	159.33	188.89	7.00	3.11
5/7/2013	2.0	35.06	165.33	197.83	8.67	3.38
5/8/2013	2.5	42.18	249.33	226.80	11.00	4.15
5/9/2013	2.0	47.54	240.67	162.88	15.33	4.28
5/10/2013	2.0	38.47	152.67	193.40	3.06	3.35
5/11/2013	2.0	42.30	160.67	168.93	4.67	4.83
5/12/2013	2.8	34.89	114.00	191.16	8.33	5.97
5/13/2013	2.0	36.23	168.00	221.63	7.67	3.65
5/14/2013	2.0	35.05	171.33	186.51	6.33	3.42
5/15/2013	2.0	34.07	190.67	205.05	5.33	3.28
5/16/2013	2.0	35.12	150.00	211.96	5.33	3.16
5/17/2013	2.0	35.07	134.67	178.54	6.33	3.80
5/18/2013	2.0	33.57	149.33	194.25	2.67	4.18
5/19/2013	3.7	37.58	185.33	188.24	8.33	3.50
5/20/2013	2.0	34.32	159.33	184.20	7.00	3.98

Field's Point 2013 Wastewater Treatment Plant
TSS, BOD and Fecal Coliform Data

Date	Fecal Coliform		Raw Influent TSS (mg/L)	Raw Influent BOD (mg/L)	Final Effluent TSS (mg/L)	Final Effluent BOD (mg/L)
	Bacteria (MPN/100mL)	Influent Flow (MGD)				
5/21/2013	2.0	39.88	199.33	202.34	8.33	4.54
5/22/2013	2.0	34.02	152.00	172.19	4.67	3.29
5/23/2013	4.0	45.50	200.67	190.20	4.78	4.32
5/24/2013	2.0	52.40	136.00	191.86	4.00	2.17
5/25/2013	2.0	39.51	140.67	175.09	4.33	3.34
5/26/2013	2.0	34.92	120.67	158.64	3.44	3.46
5/27/2013	2.0	34.85	148.00	189.44	8.00	3.04
5/28/2013	2.8	34.90	133.33	181.63	4.67	2.42
5/29/2013	6.1	50.12	176.67	169.08	12.33	3.67
5/30/2013	2.0	48.18	94.00	127.86	2.00	2.59
5/31/2013	2.0	44.96	104.67	143.86	2.67	2.71
6/1/2013	2.0	34.41	134.67	166.70	3.67	2.60
6/2/2013	2.0	36.42	146.67	156.92	6.33	2.46
6/3/2013	2.0	43.91	197.33	183.51	5.33	2.49
6/4/2013	2.0	38.80	110.00	157.18	4.67	2.17
6/5/2013	2.0	34.16	162.67	179.19	6.67	2.05
6/6/2013	2.0	36.26	144.00	173.81	3.67	2.64
6/7/2013	2.0	99.66	174.00	110.05	15.33	3.98
6/8/2013	4.0	78.05	133.33	92.78	4.67	2.84
6/9/2013	2.0	68.33	66.00	94.23	8.00	4.42
6/10/2013	4.7	86.66	89.33	82.56	4.67	3.87
6/11/2013	4.7	89.34	76.67	102.62	5.33	2.79
6/12/2013	4.0	87.25	78.00	69.14	2.00	2.09
6/13/2013	4.0	87.96	112.67	97.52	13.67	2.99
6/14/2013	2.8	98.32	69.33	67.19	3.13	2.09
6/15/2013	2.8	71.07	71.33	89.60	3.33	3.69
6/16/2013	3.7	70.70	57.33	75.60	2.00	2.00
6/17/2013	2.0	71.17	116.00	96.78	10.33	4.27
6/18/2013	2.0	71.30	128.67	111.79	12.33	3.41
6/19/2013	2.0	71.96	82.67	89.64	4.33	2.44
6/20/2013	2.0	68.08	81.33	99.06	5.00	3.22
6/21/2013	2.0	50.42	102.00	130.96	4.00	3.23
6/22/2013	2.0	50.31	110.00	129.77	3.33	3.15
6/23/2013	2.8	46.09	104.67	144.36	5.00	3.24
6/24/2013	2.8	50.36	160.00	150.99	5.67	3.92
6/25/2013	2.0	48.77	122.00	139.15	4.33	3.82
6/26/2013	2.0	47.08	148.67	177.28	5.33	4.31
6/27/2013	3.7	50.71	162.00	164.79	7.33	3.36
6/28/2013	2.8	60.64	162.67	126.62	4.70	3.54
6/29/2013	2.0	47.61	109.33	161.85	4.33	3.91
6/30/2013	2.0	47.46	161.33	162.42	4.67	4.50
7/1/2013	2.0	56.49	129.33	113.17	6.33	3.56
7/2/2013	2.0	45.89	105.33	142.22	3.00	3.49
7/3/2013	2.0	42.97	138.00	154.87	3.33	4.30
7/4/2013	2.0	40.72	104.67	131.68	6.67	4.25
7/5/2013	2.0	41.75	118.00	139.07	5.33	4.11
7/6/2013	2.0	40.83	116.67	153.60	3.67	3.96

Field's Point 2013 Wastewater Treatment Plant
TSS, BOD and Fecal Coliform Data

Date	Fecal Coliform		Raw Influent TSS (mg/L)	Raw Influent BOD (mg/L)	Final Effluent TSS (mg/L)	Final Effluent BOD (mg/L)
	Bacteria (MPN/100mL)	Influent Flow (MGD)				
7/7/2013	2.0	40.71	127.33	136.14	4.33	3.78
7/8/2013	2.0	40.96	130.00	151.13	9.33	3.67
7/9/2013	2.0	41.68	140.00	175.05	3.33	3.79
7/10/2013	2.5	42.82	117.33	151.55	3.00	3.56
7/11/2013	4.0	54.71	141.33	132.11	4.33	3.55
7/12/2013	2.8	62.05	75.33	108.97	2.81	3.24
7/13/2013	2.0	52.20	93.33	125.36	4.33	3.63
7/14/2013	2.0	40.63	101.33	145.69	5.33	3.45
7/15/2013	2.0	41.28	136.67	163.63	6.00	4.79
7/16/2013	2.8	39.42	134.00	144.83	7.33	4.39
7/17/2013	2.0	40.22	146.00	130.93	2.67	3.20
7/18/2013	2.0	40.04	122.67	146.30	2.33	3.65
7/19/2013	2.0	40.23	131.33	167.77	2.67	3.88
7/20/2013	3.7	48.42	164.67	164.70	6.33	4.44
7/21/2013	2.0	36.09	110.67	140.88	4.67	3.84
7/22/2013	2.8	37.41	140.67	159.41	5.67	2.99
7/23/2013	2.0	47.00	137.33	161.31	8.00	3.54
7/24/2013	2.0	40.08	111.33	147.59	4.00	3.25
7/25/2013	4.0	49.42	142.67	118.26	9.67	2.66
7/26/2013	2.0	49.68	98.00	116.59	2.30	2.55
7/27/2013	4.0	44.36	98.00	135.99	2.33	2.77
7/28/2013	2.0	44.92	92.00	140.54	2.67	3.21
7/29/2013	4.0	45.70	149.33	129.27	6.33	3.03
7/30/2013	2.0	42.33	151.33	142.50	3.33	3.23
7/31/2013	3.5	40.22	134.67	143.74	4.33	2.77
8/1/2013	2.8	36.07	154.00	202.19	3.67	3.22
8/2/2013	2.8	44.59	158.67	167.99	2.56	3.31
8/3/2013	2.0	34.80	138.00	165.68	2.67	3.06
8/4/2013	2.0	35.16	121.33	172.90	2.00	2.93
8/5/2013	2.0	34.22	118.67	166.06	2.00	2.69
8/6/2013	2.0	37.10	129.33	159.86	2.00	3.02
8/7/2013	3.2	35.86	141.33	182.61	2.33	3.29
8/8/2013	2.0	34.62	167.33	203.41	2.56	2.77
8/9/2013	2.8	58.37	170.67	152.25	7.00	2.83
8/10/2013	4.0	57.39	64.67	111.25	6.11	2.81
8/11/2013	7.2	55.94	63.33	101.77	2.00	3.65
8/12/2013	4.0	55.08	116.00	109.48	5.00	3.23
8/13/2013	2.8	37.62	178.67	158.85	3.67	3.11
8/14/2013	2.5	37.62	153.33	164.60	8.33	3.35
8/15/2013	4.7	35.63	167.33	171.15	6.67	3.53
8/16/2013	2.8	36.36	177.33	173.98	4.22	2.91
8/17/2013	2.0	33.17	164.00	183.29	3.33	2.87
8/18/2013	2.0	35.52	172.00	152.86	9.67	2.89
8/19/2013	4.0	33.34	174.00	182.59	5.33	3.54
8/20/2013	2.8	36.41	160.00	170.60	9.33	3.48
8/21/2013	2.0	34.13	157.33	201.68	10.00	3.67
8/22/2013	2.0	40.64	148.67	153.83	5.33	2.97

Field's Point 2013 Wastewater Treatment Plant
TSS, BOD and Fecal Coliform Data

Date	Fecal Coliform		Raw Influent TSS (mg/L)	Raw Influent BOD (mg/L)	Final Effluent TSS (mg/L)	Final Effluent BOD (mg/L)
	Bacteria (MPN/100mL)	Influent Flow (MGD)				
8/23/2013	2.0	39.86	126.67	160.54	4.00	2.81
8/24/2013	2.0	32.91	136.00	195.14	4.67	2.86
8/25/2013	2.8	32.35	157.33	195.71	4.67	3.28
8/26/2013	5.8	44.29	201.33	195.45	8.00	3.42
8/27/2013	4.0	48.30	140.67	158.44	4.67	3.19
8/28/2013	7.5	53.33	96.67	123.56	5.00	2.91
8/29/2013	9.6	37.22	170.67	173.53	2.67	2.79
8/30/2013	2.0	32.79	228.67	176.07	4.67	2.80
8/31/2013	2.0	37.63	235.33	164.14	3.67	2.66
9/1/2013	4.0	51.14	156.67	149.44	5.33	2.68
9/2/2013	13.0	60.72	106.00	120.71	7.00	2.89
9/3/2013	5.3	60.19	92.00	105.80	5.33	3.24
9/4/2013	17.6	57.46	72.00	115.18	2.33	3.25
9/5/2013	2.8	52.33	97.33	127.18	6.00	2.63
9/6/2013	2.8	33.42	124.67	184.15	4.33	2.71
9/7/2013	5.3	34.93	132.00	163.83	2.33	3.29
9/8/2013	5.7	32.94	140.67	221.92	4.00	2.87
9/9/2013	15.5	36.10	139.33	186.02	3.00	3.08
9/10/2013	6.5	33.87	148.00	194.65	2.33	2.83
9/11/2013	2.5	35.82	161.33	196.96	8.00	2.84
9/12/2013	4.0	46.18	176.00	196.54	2.00	3.77
9/13/2013	2.8	52.30	147.33	131.06	2.00	2.34
9/14/2013	2.0	33.03	126.67	189.48	3.33	2.32
9/15/2013	3.5	33.23	116.00	151.54	2.00	2.18
9/16/2013	2.8	33.09	156.00	202.99	2.67	2.79
9/17/2013	4.0	34.06	156.00	164.99	2.00	2.13
9/18/2013	3.2	34.95	155.33	186.40	2.00	2.00
9/19/2013	2.0	33.24	156.00	198.13	2.00	2.00
9/20/2013	2.8	32.56	158.67	191.40	2.33	2.06
9/21/2013	5.7	38.49	192.67	217.87	2.67	2.00
9/22/2013	42.9	45.62	134.00	172.21	2.00	2.05
9/23/2013	2.0	34.51	126.00	181.27	2.00	2.14
9/24/2013	4.0	34.17	155.33	196.34	2.00	2.07
9/25/2013	4.0	32.55	158.67	203.73	3.33	2.84
9/26/2013	4.0	32.44	149.33	188.75	2.00	2.39
9/27/2013	2.0	32.89	152.67	212.78	2.33	2.92
9/28/2013	4.0	31.12	157.33	220.24	2.33	2.84
9/29/2013	2.0	32.02	140.00	191.85	2.00	2.51
9/30/2013	2.0	31.95	154.67	190.96	2.33	2.78
10/1/2013	4.2	31.72	186.67	203.94	2.33	2.22
10/2/2013	3.2	31.53	175.33	217.50	3.33	2.00
10/3/2013	2.8	31.52	182.67	205.93	3.00	2.28
10/4/2013	2.0	34.22	238.67	222.44	3.00	3.08
10/5/2013	2.8	32.92	165.33	256.38	2.33	2.76
10/6/2013	4.7	32.47	180.00	203.94	6.67	2.22
10/7/2013	5.1	33.79	294.00	217.21	10.67	2.88
10/8/2013	2.0	30.06	144.67	181.60	3.00	2.81

Field's Point 2013 Wastewater Treatment Plant
TSS, BOD and Fecal Coliform Data

Date	Fecal Coliform		Raw Influent TSS (mg/L)	Raw Influent BOD (mg/L)	Final Effluent TSS (mg/L)	Final Effluent BOD (mg/L)
	Bacteria (MPN/100mL)	Influent Flow (MGD)				
10/9/2013	4.0	31.92	208.67	182.31	2.33	2.86
10/10/2013	4.0	31.33	255.33	194.25	4.33	2.91
10/11/2013	2.0	30.85	161.33	188.62	2.67	2.70
10/12/2013	3.7	30.68	207.33	263.16	2.33	2.62
10/13/2013	2.0	28.21	158.00	256.47	3.33	2.31
10/14/2013	4.0	31.99	162.00	226.93	4.67	2.40
10/15/2013	2.0	31.19	156.00	192.08	2.00	2.69
10/16/2013	2.0	32.81	182.00	211.64	4.33	2.52
10/17/2013	2.0	31.52	168.67	217.88	2.33	2.44
10/18/2013	5.7	32.11	167.33	228.76	4.33	3.11
10/19/2013	2.0	30.13	164.00	225.03	2.39	3.20
10/20/2013	2.8	31.82	148.00	196.56	2.00	2.56
10/21/2013	4.0	29.99	154.00	211.66	2.00	2.09
10/22/2013	6.6	31.30	170.67	222.78	5.00	2.78
10/23/2013	4.0	29.49	180.67	203.42	3.67	2.19
10/24/2013	10.2	30.94	182.00	238.49	4.67	3.15
10/25/2013	2.0	29.12	156.67	242.44	3.67	3.72
10/26/2013	6.8	28.80	160.67	216.05	5.67	2.55
10/27/2013	6.8	29.14	160.00	229.99	4.67	2.54
10/28/2013	2.0	29.58	157.33	219.06	4.67	2.62
10/29/2013	5.7	29.57	220.00	188.62	7.33	2.27
10/30/2013	2.0	33.22	234.67	212.95	11.33	2.21
10/31/2013	2.8	31.66	246.67	247.30	7.33	2.44
11/1/2013	2.0	31.03	170.00	214.70	4.67	2.91
11/2/2013	5.7	32.19	137.33	207.60	3.33	2.84
11/3/2013	2.0	29.48	175.33	227.70	5.67	2.35
11/4/2013	2.8	30.16	163.33	209.31	2.00	2.34
11/5/2013	4.0	31.64	176.00	190.29	2.00	2.28
11/6/2013	2.5	31.34	199.33	197.56	2.00	2.67
11/7/2013	2.0	39.09	240.00	169.78	4.67	2.50
11/8/2013	4.0	33.34	152.67	189.57	2.33	2.16
11/9/2013	2.8	26.30	153.33	214.30	2.00	2.21
11/10/2013	2.8	27.83	179.33	220.20	2.00	2.40
11/11/2013	2.0	30.11	168.00	230.69	7.00	2.61
11/12/2013	2.0	29.52	189.33	221.86	11.33	2.21
11/13/2013	2.0	30.32	211.33	195.41	7.67	2.19
11/14/2013	2.8	29.84	167.33	211.69	4.67	2.16
11/15/2013	2.0	28.28	161.33	244.45	3.33	2.47
11/16/2013	2.8	28.22	154.00	237.26	6.00	2.17
11/17/2013	2.8	37.03	201.33	197.40	4.33	2.60
11/18/2013	4.7	46.37	246.00	200.64	6.00	3.17
11/19/2013	2.8	30.99	146.67	199.82	8.00	2.74
11/20/2013	2.5	29.64	159.33	211.66	3.33	2.22
11/21/2013	2.8	30.06	176.67	228.20	5.67	2.53
11/22/2013	2.0	32.38	204.00	257.80	3.33	2.20
11/23/2013	2.0	29.35	151.33	217.02	4.33	2.29
11/24/2013	2.0	28.77	166.67	226.75	12.33	2.10

Field's Point 2013 Wastewater Treatment Plant
TSS, BOD and Fecal Coliform Data

Date	Fecal Coliform		Raw Influent TSS (mg/L)	Raw Influent BOD (mg/L)	Final Effluent TSS (mg/L)	Final Effluent BOD (mg/L)
	Bacteria (MPN/100mL)	Influent Flow (MGD)				
11/25/2013	2.8	29.53	157.33	199.54	8.33	2.28
11/26/2013	4.0	45.08	274.67	224.55	11.00	2.48
11/27/2013	4.4	88.42	140.00	97.51	8.67	2.67
11/28/2013	2.8	58.96	59.33	121.70	3.67	2.20
11/29/2013	2.0	56.42	72.00	113.53	2.00	2.39
11/30/2013	2.0	37.98	88.67	168.82	2.67	2.94
12/1/2013	2.0	45.92	142.67	147.79	2.33	2.27
12/2/2013	2.0	33.94	126.00	175.10	4.67	2.18
12/3/2013	2.0	33.22	150.00	170.18	3.33	2.26
12/4/2013	2.0	32.91	170.67	156.61	2.00	2.17
12/5/2013	2.0	36.14	176.00	175.99	3.67	2.47
12/6/2013	2.0	45.78	202.00	182.49	2.33	2.52
12/7/2013	5.8	48.63	90.67	150.58	2.00	2.61
12/8/2013	2.0	32.90	130.00	179.37	5.00	3.15
12/9/2013	2.0	44.92	145.33	149.66	2.33	2.00
12/10/2013	2.0	37.21	181.33	161.60	7.67	2.88
12/11/2013	2.0	32.56	175.33	174.89	3.00	2.70
12/12/2013	2.0	32.80	196.00	184.09	2.33	2.05
12/13/2013	2.0	36.76	152.67	188.27	2.67	2.34
12/14/2013	2.0	35.50	172.67	204.57	3.67	2.39
12/15/2013	2.0	58.99	86.00	125.29	6.67	2.95
12/16/2013	2.0	37.51	121.33	159.93	9.00	3.73
12/17/2013	2.0	32.84	148.00	172.84	3.33	2.25
12/18/2013	2.0	33.54	124.67	172.73	4.33	2.09
12/19/2013	2.0	36.02	135.33	191.85	2.33	2.45
12/20/2013	2.0	34.86	140.67	178.30	3.33	2.61
12/21/2013	2.0	35.02	156.00	208.54	2.00	2.51
12/22/2013	2.0	33.18	118.00	168.59	3.67	3.09
12/23/2013	2.0	56.97	139.33	133.87	6.67	3.52
12/24/2013	2.0	38.43	103.33	173.13	5.33	3.52
12/25/2013	2.0	30.30	114.00	155.68	2.33	2.30
12/26/2013	2.0	33.79	120.00	163.98	2.67	2.32
12/27/2013	2.0	32.10	138.00	169.41	4.67	3.00
12/28/2013	2.8	35.23	169.33	181.81	6.67	3.10
12/29/2013	2.0	54.69	171.33	145.16	5.33	2.78
12/30/2013	2.0	59.92	86.00	112.88	5.33	2.94
12/31/2013	2.0	44.17	96.00	157.32	4.33	2.87

SLUDGE DATA

FIELD'S POINT

Field's Point Metals Loading from Final Sludge (lbs/yr)

Year	Arsenic	Beryllium	Cadmium	Copper	Chromium	Lead	Mercury	Molybdeum	Nickel	Selenium	Silver	Zinc	Cyanide
1994			202.7	13386.0	2628.1	4297.2	74.0		4626.2		1113.9	15683.7	281.0
1995			203.5	14962.8	2824.5	3700.2	55.0		4202.3		818.1	13071.5	189.3
1996	132.3	4.9	186.4	12461.8	3473.3	3389.6	47.8	205.1	3860.3		757.7	11615.1	239.8
1997			189.7	13674.5	3654.7	4122.1	53.9		3400.3		867.9	12323.5	189.6
1998	44.6		208.7	11207.8	2655.5	2879.9	36.9		2188.6		698.3	10101.5	127.1
1999	35.4		233.3	13490.2	2315.0	2516.8	28.8	164.7	1887.7	74.9	677.4	11549.1	90.1
2000	42.4	32.3	352.8	15019.4	1747.7	2544.9	12.0	84.1	1191.9	23.5	384.0	6482.0	49.6
2001	88.1	16.9	205.7	15120.0	2379.0	2611.1	26.3	204.6	2008.3	282.0	634.9	13297.6	111.0
2002	84.9	7.6	154.5	15758.0	1757.0	3156.0	27.9	190.1	1555.0	190.4	651.5	15148.0	79.6
2003	53.6	9.7	183.8	12993.4	1976.2	3008.8	28.4	98.1	1485.4	118.2	466.3	12773.9	60.8
2004	43.4	12.1	221.0	20910.1	3774.2	2608.5	23.8	103.2	2472.9	163.4	501.2	14645.1	95.9
2005	79.5	13.9	250.7	30477.9	4970.6	2867.9	29.6	190.3	3092.9	167.2	478.5	20592.3	78.6
2006	85.2	11.7	131.8	5889.2	1448.6	2616.6	16.7	193.4	1181.6	136.4	452.8	12290.6	56.9
2007	18.5	12.2	64.5	3862.6	612.1	1033.7	6.8	157.1	526.2	41.8	173.4	6833.0	67.5
2008	32.9	48.3	66.7	5426.0	856.5	1793.2	74.0	294.3	841.1	39.2	195.7	9914.5	113.8
2009	38.0	33.0	82.5	4792.0	919.6	1771.9	8.4	300.2	769.1	26.5	132.2	10442.8	121.1
2010	44.8	27.6	73.5	6111.0	928.9	1770.2	60.6	276.2	874.0	33.0	151.0	9897.7	94.6
2011	40.8	26.1	123.7	3795.4	1156.0	1613.2	7.5	261.0	790.7	43.0	115.9	9026.6	71.5
2012	33.8	28.5	78.3	3892.6	995.0	1269.2	8.1	285.5	818.7	114.5	185.3	8760.1	199.1
2013	75.1	3.6	48.0	4202.2	1006.5	1454.2	8.0	99.9	757.9	168.3	189.9	8772.9	83.2

Field's Point Dry Sludge Analysis for Metals

Date	Sludge	Silver		Arsenic		Beryllium		Cadmium		Chromium		Copper		Molybdenum		Nickel		Lead		Selenium		Zinc		Mercury		Cyanide	
	Tons	ppm	lbs	ppm	lbs	ppm	lbs	ppm	lbs	ppm	lbs	ppm	lbs	ppm	lbs	ppm	lbs	ppm	lbs	ppm	lbs	ppm	lbs	ppm	lbs	ppm	lbs
1/8/2013	24.37	11.08		2.48		0.01		0.02		52.87		233.54		0.10		36.94		62.60		7.89		499.13		0.33		14.57	
1/22/2013	27.01	10.28		2.00		0.01		0.02		32.90		190.12		0.10		27.91		47.13		7.13		385.41		0.63		12.36	
Monthly Avg:	25.69	10.68		2.24		0.01		0.02		42.89		211.83		0.10		32.42		54.87		7.51		442.27		0.48		13.47	
Monthly Total in lbs.	1316381		14.06		2.94	0.01		0.02		56.46		278.85		0.13		42.68		72.23		9.89		582.20		0.63		17.73	
2/5/2013	34.99	16.00		3.40		0.20		1.70		34.00		240.00		8.80		41.00		82.00		14.00		490.00		0.35		3.70	
2/19/2013	23.21	16.00		3.40		0.23		2.20		36.00		250.00		7.40		35.00		71.00		16.00		490.00		0.37		5.80	
Monthly Avg:	29.10	16.00		3.40		0.22		1.95		35.00		245.00		8.10		38.00		76.50		15.00		490.00		0.36		4.75	
Monthly Total in lbs.	1341912		21.47		4.56	0.29		2.62		46.97		328.77		10.87		50.99		102.66		20.13		657.54		0.48		6.37	
3/5/2013	22.46	14.00		4.80		0.27		2.30		44.00		250.00		7.10		42.00		100.00		13.00		450.00		0.32		3.10	
3/19/2013	31.21	17.00		5.40		0.14		2.70		47.00		270.00		6.30		42.00		110.00		20.00		510.00		0.42		4.20	
Monthly Avg:	26.84	15.50		5.10		0.21		2.50		45.50		260.00		6.70		42.00		105.00		16.50		480.00		0.37		3.65	
Monthly Total in lbs.	1422997		22.06		7.26	0.29		3.56		64.75		369.98		9.53		59.77		149.41		23.48		683.04		0.53		5.19	
4/2/2013	22.67	21.00		4.60		0.16		3.20		44.00		290.00		6.40		49.00		84.00		24.00		540.00		0.72		7.10	
4/16/2013	29.72	20.00		3.10		0.11		2.90		35.00		280.00		5.70		44.00		80.00		19.00		470.00		0.38		3.70	
Monthly Avg:	26.19	20.50		3.85		0.14		3.05		39.50		285.00		6.05		46.50		82.00		21.50		505.00		0.55		5.40	
Monthly Total in lbs.	1456021		29.85		5.61	0.20		4.44		57.51		414.97		8.81		67.70		119.39		31.30		735.29		0.80		7.86	
5/7/2013	42.91	14.00		3.40		0.09		2.20		38.00		230.00		5.70		38.00		50.00		17.00		440.00		0.27		4	
5/21/2013	23.38	8.92		3.39		0.10		2.55		40.77		223.30		5.10		40.28		53.25		8.38		459.94		0.47		4.10	
Monthly Avg:	33.14	11.46		3.39		0.09		2.38		39.39		226.65		5.40		39.14		51.63		12.69		449.97		0.37		4.05	
Monthly Total in lbs.	1488393		17.06		5.05	0.14		3.54		58.62		337.34		8.04		58.26		76.84		18.89		669.73		0.55		6.03	
6/4/2013	36.67	8.06		2.77		0.38		2.23		40.37		231.95		5.92		34.34		86.40		6.01		484.27		0.37		3.50	
6/18/2013	24.82	7.59		6.44		0.25		3.45		63.48		258.79		4.83		49.69		111.45		1.15		468.57		0.52		3.40	
Monthly Avg:	30.74	7.83		4.61		0.32		2.84		51.93		245.37		5.38		42.02		98.92		3.58		476.42		0.45		3.45	
Monthly Total in lbs.	1518666		11.89		6.99	0.49		4.31		78.86		372.64		8.16		63.81		150.23		5.44		723.52		0.68		5.24	
7/2/2013	26.83	6.89		5.91		0.33		3.72		83.03		255.85		4.96		46.26		151.73		0.97		575.05		0.78		3.00	
7/16/2013	15.98	5.37		4.18		0.04		3.42		62.29		219.46		5.11		43.96		93.97		4.41		549.74		0.56		3.50	
Monthly Avg:	21.41	6.13		5.04		0.18		3.57		72.66		237.65		5.04		45.11		122.85		2.69		562.39		0.67		3.25	
Monthly Total in lbs.	1316275		8.07		6.64	0.24		4.70		95.64		312.82		6.63		59.38		161.71		3.54		740.27		0.88		4.28	
8/6/2013	19.80	9.56		5.39		0.02		4.09		84.80		317.68		7.43		58.31		112.39		8.17		664.67		0.54		3.90	
8/20/2013	26.81	2.96		3.82		0.05		1.38		31.18		113.26		2.87		22.79		45.26		2.86		246.70		0.69		3.20	
Monthly Avg:	23.30	6.26		4.60		0.04		2.73		57.99		215.47		5.15		40.55		78.82		5.51		455.68		0.62		3.55	
Monthly Total in lbs.	1205601		7.55		5.55	0.04		3.29		69.92		259.77		6.21		48.89		95.03		6.65		549.37		0.74		4.28	
9/3/2013	27.00	8.36		6.12		0.59		3.77		71.69		263.19		6.15		53.95		120.60		3.50		535.825		0.43		2.80	
9/17/2013	24.37	10.57		2.71		0.39		4.70		93.03		319.59		7.59		49.88		95.36		3.38		657.80		0.36		3.80	
Monthly Avg:	24.37	9.47		4.42		0.49		4.24		82.36		291.39		6.87		51.92		107.98		3.44		596.81		0.40		3.30	
Monthly Total in lbs.	1179362		11.16		5.21	0.58		5.00		97.13		343.66		8.10		61.23		127.34		4.06		703.86		0.47		3.89	
10/1/2013	23.99	9.15		3.32		0.34		3.99		58.93		217.25		5.11		39.95		59.05		7.28		471.70		0.53		3.60	
10/15/2013	20.67	11.93		9.18		0.32		4.59		91.40		296.71		7.88		65.07		82.98		9.25		628.80		0.29		4.00	
Monthly Avg:	22.33	10.54		6.25		0.33		4.29		75.17		256.98		6.50		52.51		71.01		8.26		550.25		0.41		3.80	
Monthly Total in lbs.	1418848		14.96		8.87	0.47		6.08		106.65		364.61		9.22		74.51		100.76		11.72		780.72		0.58		5.39	
11/5/2013	39.95	11.67		5.86		0.30		3.63		107.67		288.62		7.85		57.59		58.22		12.58		729.16		0.40		3.80	
11/19/2013	36.86	7.11		3.16		0.18		2.14		67.28		170.22		5.57		37.67		65.79		5.90		427.44		0.20		3.00	
Monthly Avg:	38.40	9.39		4.51		0.24		2.88		87.48		229.42		6.71		47.63		62.01		9.24		578.30		0.30		3.40	
Monthly Total in lbs.	1232955		11.58		5.56	0.30		3.56		107.86		282.87		8.28		58.73		76.45		11.39		713.02		0.37		4.19	
12/3/2013	34.96	4.90		3.41		0.17		2.21		56.98		171.41		5.90		37.55		111.70		7.08		413.33		0.56		4.3	
12/17/2013	44.53	5.88		3.88		0.26		2.33		49.74		171.97		5.02		38.87		65.83		5.42		386.11		0.53		6.8	
Monthly Avg:	39.75	5.39		3.65		0.21		2.27		53.36		171.69		5.46		38.21		88.77		6.25		399.72		0.55		5.55	
Monthly Total in lbs.	1174892		6.33		4.28	0.25		2.67		62.69		201.72		6.41		44.89		104.29		7.34		469.63		0.64		6.52	
YEARLY TOTAL LBS	16072304		176.03		68.53	3.29		43.78		903.05		3867.99		90.39		690.83		1336.35		153.83		8008.18		7.35		76.98	

INFLUENT LOADING DATA

BUCKLIN POINT

Bucklin Point Influent Metals Cd - CN 2013
all results in ppb

Date	Day of the Week	Influent Flow	Cd	TTL Cr	Hex Cr	Cu	Pb	Hg	Ni	Ag	Zn	CN
1/1/2013	Tuesday	19.16	<2.5	<10	20	33.52	<10	0.0363	<10	<4	65.88	6.12
1/2/2013	Wednesday	18.90	<2.5	<10	22	29.9	<10	0.0193	<10	<4	65.27	5.47
1/8/2013	Tuesday	18.48	<2.5	<10	25	50.07	<10	0.0618	<10	<4	94.04	5.88
1/9/2013	Wednesday	18.29	<2.5	<10	26	61.3	<10	0.0436	<10	<4	96.04	5.41
1/11/2013	Friday	20.59										25.1
1/15/2013	Tuesday	18.67	<2.5	<10	32	53.71	<10	0.0555	<10	<4	115.6	4.71
1/16/2013	Wednesday	21.97	<2.5	<10	27	46.01	<10	0.0325	<10	<4	101.7	8.67
1/22/2013	Tuesday	16.58	<2.5	<10	31	34.45	<10	0.0324	<10	<4	72.37	6.55
1/23/2013	Wednesday	16.56	<2.5	<10	34	71.08	<10	0.0400	10.67	<4	83.43	6.8
1/29/2013	Tuesday	17.94	<2.5	<10	31	39.11	<10	0.0354	11.23	<4	81.6	11.4
1/30/2013	Wednesday	20.97	<2.5	<10	35	57.95	12.04	0.0849	15.07	<4	130.1	8.04
2/5/2013	Tuesday	16.89	<2.5	<10	29	38.05	<10	0.0414	14.12	<4	78.32	5.3
2/6/2013	Wednesday	16.31	<2.5	<10	16	23.12	<10	0.0297	<10	<4	56.69	6.99
2/12/2013	Tuesday	25.24	<2.5	12.46	17	48.3	<10	0.0310	14.7	<4	120.8	14.5
2/13/2013	Wednesday	18.68	<2.5	<10	21	39.69	<10	0.0288	21.34	<4	83.35	9.15
2/19/2013	Tuesday	32.52	<2.5	<10	35	41.7	<10	0.0277	<10	<4	85.51	6
2/20/2013	Wednesday	20.35	<2.5	<10	21	41.42	15.44	0.0369	<10	<4	108.8	9.09
2/26/2013	Tuesday	22.65	<2.5	<10	20	32.69	<10	0.0262	<10	<4	72.12	6.13
2/27/2013	Wednesday	68.68	<2.5	<10	12	33.63	<10	0.0208	<10	<4	84.38	5.81
3/5/2013	Tuesday	24.85	<2.5	<10	12	39.77	<10	0.0271	<10	<4	55.49	6.82
3/6/2013	Wednesday	25.49	<2.5	<10	13	28.61	<10	0.0311	<10	<4	63.28	7.64
3/12/2013	Tuesday	39.01	<2.5	<10	15	28.56	<10	0.0306	<10	<4	65.54	6.58
3/13/2013	Wednesday	25.45	<2.5	<10	10	40.62	<10	0.0447	<10	<4	85.64	9.57
3/19/2013	Tuesday	40.01	<2.5	<10	19	43.39	<10	0.0312	<10	<4	84.99	9.07
3/20/2013	Wednesday	24.17	<2.5	<10	15	29.97	<10	0.0296	<10	<4	59.01	7.82
3/26/2013	Tuesday	22.68	<2.5	20.91	15	33.78	<10	0.0332	<10	<4	76.14	5.54
3/27/2013	Wednesday	22.05	<2.5	<10	21	35.7	<10	0.0285	<10	<4	71.7	6.42
4/2/2013	Tuesday	20.45	<2.5	<10	26	49.37	<10	0.0314	<10	<4	85.23	10.2
4/3/2013	Wednesday	19.89	<2.5	<10	23	49.53	<10	0.0420	<10	<4	90.5	4.23
4/9/2013	Tuesday	18.44	<2.5	<10	25	43.01	<10	0.0401	<10	<4	93.91	6
4/10/2013	Wednesday	23.89	<2.5	<10	22	51.3	<10	0.0499	<10	<4	115.9	6.77
4/16/2013	Tuesday	17.93	<2.5	<10	40	67.6	<10	0.0338	16.76	<4	93.91	
4/17/2013	Wednesday	16.72	<2.5	<10	34	55.85	<10	0.0388	15.34	<4	151.1	
4/18/2013	Thursday	16.22										4.83
4/19/2013	Friday	17.27										5.03
4/23/2013	Tuesday	18.39	<2.5	<10	37	64.49	<10	0.0496	20.11	<4	97.69	5.54
4/24/2013	Wednesday	17.54	<2.5	<10	33	76.21	<10	0.0410	26.59	<4	101.5	7.06
4/30/2013	Tuesday	16.11	<2.5	<10	33	88.7	<10	0.0374	32.87	<4	127.7	4.58
5/1/2013	Wednesday	16.00	<2.5	<10	34	112.3	<10	0.0403	66.14	<4	99.39	4.33
5/7/2013	Tuesday	15.04	<2.5	<10	36	78.4	<10	0.0465	21.51	<4	134.1	<4
5/8/2013	Wednesday	19.93	<2.5	<10	366	107.5	<10	0.0528	40.87	<4	142.8	<4
5/14/2013	Tuesday	16.01	<2.5	<10	35	79.94	<10	0.0534	28.47	<4	115.8	5.99
5/15/2013	Wednesday	16.50	<2.5	<10	53	117	<10	0.0365	69.35	<4	109.2	5.59
5/21/2013	Tuesday	16.71	<2.5	<10	54	70	<10	0.0647	19.29	<4	102.5	6.43
5/22/2013	Wednesday	15.77	<2.5	<10	34	89.66	<10	0.0555	18.74	<4	128.5	10.3
5/28/2013	Tuesday	15.85	<2.5	<10	37	35.32	<10	0.0342	<10	<4	87.76	4.36
5/29/2013	Wednesday	24.68	<2.5	<10	28	75.02	<10	0.0536	13.48	<4	132.6	6.11
6/4/2013	Tuesday	16.19	<2.5	<10	27	55.37	<10	0.0383	<10	<4	112.1	8.6
6/5/2013	Wednesday	15.94	<2.5	<10	39	61.58	<10	0.0535	10.95	<4	96.99	6.72
6/11/2013	Tuesday	66.72	<2.5	<10	10	80.5	10.21	0.0390	36.39	<4	89.09	<4
6/12/2013	Wednesday	33.90	<2.5	<10	14	44.01	<10	0.0313	11.9	<4	72.88	5.08
6/18/2013	Tuesday	35.94	<2.5	<10	10	37.95	<10	0.0283	16.56	<4	69.05	9.94
6/19/2013	Wednesday	31.22	<2.5	<10	10	39.48	<10	0.0230	10.12	<4	66.28	<4
6/25/2013	Tuesday	23.95	<2.5	<10	16	56.11	<10	0.0410	18.96	<4	112.7	4.74
6/26/2013	Wednesday	28.33	<2.5	<10	20	44.72	<10	0.0383	<10	<4	75.53	5.79

Bucklin Point Influent Metals Cd - CN 2013
all results in ppb

Date	Day of the Week	Influent Flow	Cd	TTL Cr	Hex Cr	Cu	Pb	Hg	Ni	Ag	Zn	CN
7/2/2013	Tuesday	22.80	<2.5	<10	28	49.36	<10	0.0248	11.16	<4	88.06	<4
7/3/2013	Wednesday	22.03	<2.5	<10	10	40.26	<10	0.0198	15.33	<4	80.11	<4
7/9/2013	Tuesday	20.43	<2.5	<10	25	65.66	<10	0.0313	10.82	<4	104	5.83
7/10/2013	Wednesday	20.53	<2.5	<10	27	54.35	<10	0.0380	<10	<4	88.62	5.23
7/16/2013	Tuesday	18.24	<2.5	<10	35	71.02	<10	0.0363	14.89	<4	101.5	4.91
7/17/2013	Wednesday	19.13	<2.5	<10	23	73.3	<10	0.0363	14.44	<4	102.4	4.84
7/23/2013	Tuesday	30.37	<2.5	<10	27	140.74	10.595	0.0629	11.475	<4	168.31	<4
7/24/2013	Wednesday	19.50	<2.5	<10	20	70.963	<10	0.0936	15.107	<4	106.81	4.83
7/30/2013	Tuesday	18.19	<2.5	<10	36	57.76	<10	0.0454	<10	<4	108.2	5.67
7/31/2013	Wednesday	18.13	<2.5	<10	35	60.25	<10	0.0434	<10	<4	108.2	7.89
8/6/2013	Tuesday	17.35	<2.5	<10	30	65.47	<10	0.0332	11.91	<4	131.9	7.59
8/7/2013	Wednesday	17.42	<2.5	<10	39	57.99	<10	0.0418	10.68	<4	101.9	4.56
8/13/2013	Tuesday	19.32	<2.5	<10	38	53.49	<10	0.0661	15.6	<4	97.8	5.97
8/14/2013	Wednesday	18.12	<2.5	<10	27	58.3	<10	0.0405	14.33	<4	104.2	5.13
8/20/2013	Tuesday	16.87	<2.5	<10	37	53.78	<10	0.0379	11.67	<4	103.9	4.88
8/21/2013	Wednesday	16.52	<2.5	<10	36.72	61.3	<10	0.0832	12.14	<4	142.81	4.37
8/27/2013	Tuesday	27.21	<2.5	<10	26	79.37	<10	0.0591	18.19	<4	158.8	4.28
8/28/2013	Wednesday	17.08	<2.5	<10	35	54.05	<10	0.0443	<10	<4	92.52	4.42
9/3/2013	Tuesday	19.49	<2.5	<10	23	43.16	<10	0.0374	<10	<4	89.97	<10
9/4/2013	Wednesday	17.46	<2.5	<10	51	78.13	<10	0.0575	16.83	<4	124.2	<10
9/10/2013	Tuesday	18.11	<2.5	11.1	51	71.65	<10	0.0555	21.27	<4	112.3	<10
9/11/2013	Wednesday	16.82	<2.5	<10	54	72.46	<10	0.0537	48.36	<4	113.4	<10
9/17/2013	Tuesday	15.94	<2.5	<10	38	67.13	<10	0.2080	15.36	<4	126.4	<10
9/18/2013	Wednesday	16.19	<2.5	<10	53	70.89	<10	0.2960	15.53	<4	119.4	<10
9/24/2013	Tuesday	15.35	<2.5	<10	52	65.64	<10	0.0352	15.84	<4	108	6.23
9/25/2013	Wednesday	15.53	<2.5	<10	48	57.18	<10	0.0482	36.88	<4	98.82	<8
10/1/2013	Tuesday	15.43	<2.5	<10	49	84.49	<10	0.0520	11.77	<4	135.3	5.36
10/2/2013	Wednesday	16.34	<2.5	<10	44	89.05	<10	0.0453	12.32	<4	133.5	9.32
10/8/2013	Tuesday	15.97	<2.5	<10	51	95.17	<10	0.0569	12.75	<4	127.2	4.76
10/9/2013	Wednesday	16.22	<2.5	<10	44	82.59	<10	0.0388	13.88	<4	107.9	4.96
10/15/2013	Tuesday	15.46	<2.5	<10	52	77.17	<10	0.0602	<10	<4	116.3	<4
10/16/2013	Wednesday	16.45	<2.5	<10	41	114.3	<10	0.0667	16.38	<4	159.3	5.09
10/22/2013	Tuesday	16.36	<2.5	11.28	43	100.7	<10	0.0637	18.13	<4	141.6	7.52
10/23/2013	Wednesday	17.49	<2.5	11.94	55	81.45	<10	0.0672	37.26	<4	131	<4
10/29/2013	Tuesday	16.12	<2.5	<10	51	71.79	<10	0.0703	11.99	<4	130.6	
10/30/2013	Wednesday	16.28	<2.5	<10	55	89.21	<10	0.1290	16.14	<4	155.4	
10/31/2013	Thursday	15.98										5.32
11/1/2013	Friday	17.54										<8
11/5/2013	Tuesday	15.77	<2.5	<10	66	85.35	<10	0.0429	14.4	<4	126.8	4.48
11/6/2013	Wednesday	16.32	<2.5	<10	44	75.82	<10	0.0518	32.05	<4	121	<4
11/12/2013	Tuesday	17.83	<2.5	<10	45	93.35	<10	0.0559	11.34	<4	125.9	<4
11/13/2013	Wednesday	14.72	<2.5	<10	48	84.13	<10	0.1260	12.9	<4	143.4	<4
11/19/2013	Tuesday	15.84	<2.5	<10	44	71.31	<10	0.0729	22.03	<4	155.1	<4
11/20/2013	Wednesday	15.68	<2.5	<10	53	59.93	<10	0.0560	12.51	<4	110.7	<4
11/25/2013	Monday	14.92	<2.5	<10	57	55.79	<10	<10	<10	<4	126.9	<4
11/26/2013	Tuesday	17.08	<2.5	<10	50	86	<10	0.0785	14.89	<4	149.5	4.26
11/27/2013	Wednesday	75.36						0.1290				
12/3/2013	Tuesday	16.40	<2.5	<10	36	59.03	<10	0.0354	<10	<4	103.3	<4
12/4/2013	Wednesday	16.84	<2.5	<10	36	88.43	<10	0.0460	67.47	<4	105.1	7.23
12/10/2013	Tuesday	19.15	<2.5	<10	35	53.61	<10	0.0473	14.94	5.95	93.29	4.81
12/11/2013	Wednesday	17.33	<2.5	<10	40	55.21	<10	0.0461	11.17	<4	108.4	25.1
12/17/2013	Tuesday	17.65	<2.5	<10	39	57.72	<10	0.0459	<10	<4	109.2	
12/18/2013	Wednesday	16.99	<2.5	<10	36	49.68	<10	0.0323	<10	<4	86.28	
12/19/2013	Thursday	18.23										<4
12/20/2013	Friday	20.01										5.29
12/23/2013	Monday	33.94	<2.5	10.39	39	50.38	10.94	0.0426	<10	<4	138.9	

Bucklin Point Influent Metals Al - Sn 2013
all analyses in ppb

Date	Day of the Week	Influent Flow	Al	Fe	Se	As	Mo	Sn
1/1/2013	Tuesday	19.16	232.6	915.7	0.779	1.125	1.396	<5
1/2/2013	Wednesday	18.90	205.9	926.3				<5
1/8/2013	Tuesday	18.48	279	1146	0.5013	1.23	4.48	<5
1/9/2013	Wednesday	18.29	318	1293				<5
1/11/2013	Friday	20.59						<5
1/15/2013	Tuesday	18.67	381.2	1335	0.783	1.186	2.041	<5
1/16/2013	Wednesday	21.97	451.5	1414				<5
1/22/2013	Tuesday	16.58	233.3	936.4	0.6847	1.327	7.976	<5
1/23/2013	Wednesday	16.56	342.9	1227				<5
1/29/2013	Tuesday	17.94	269.4	1018	0.559	1.504	6.616	<5
1/30/2013	Wednesday	20.97	830.7	1825				<5
2/5/2013	Tuesday	16.89	301.1	930.5	0.711	1.091	1.363	<5
2/6/2013	Wednesday	16.31	177.6	797.5				<5
2/12/2013	Tuesday	25.24	802	1500	0.5603	1.37	5.638	<5
2/13/2013	Wednesday	18.68	440.9	973.3				<5
2/19/2013	Tuesday	32.52	303.4	1028	0.6883	1.115	3.375	<5
2/20/2013	Wednesday	20.35	1136	2115				<5
2/26/2013	Tuesday	22.65	593.3	853.4	0.6473	1.1	2.826	<5
2/27/2013	Wednesday	68.68	936.5	1478				<5
3/5/2013	Tuesday	24.85	297.1	705.9	0.823	0.9157	1.209	<5
3/6/2013	Wednesday	25.49	242	825.2				<5
3/12/2013	Tuesday	39.01	213.8	833.5	0.831	1.153	6.335	<5
3/13/2013	Wednesday	25.45	884.4	1622				<5
3/19/2013	Tuesday	40.01	482.9	1172.6	0.5867	0.994	5.27	<5
3/20/2013	Wednesday	24.17	454.5	1179.3				<5
3/26/2013	Tuesday	22.68	271	945.8	0.655	0.934	2.554	<5
3/27/2013	Wednesday	22.05	236.6	921.7				<5
4/2/2013	Tuesday	20.45	1423	1248	0.7167	1.05	3.614	<5
4/3/2013	Wednesday	19.89	301.1	972.4				<5
4/9/2013	Tuesday	18.44	289.9	1184.9	0.7487	1.011	1.821	<5
4/10/2013	Wednesday	23.89	488.7	1274.1				<5
4/16/2013	Tuesday	17.93	331.4	1118	0.7753	1.01	2.012	<5
4/17/2013	Wednesday	16.72	288.8	1008				<5
4/23/2013	Tuesday	18.39	341.8	1026	0.6677	0.967	2.343	<5
4/24/2013	Wednesday	17.54	386.1	1108				<5
4/30/2013	Tuesday	16.11	503.9	1321	0.6917	1.119	2.164	<5
5/1/2013	Wednesday	16.00	386.3	1042				<5
5/7/2013	Tuesday	15.04	444.9	1273	0.7293	1.259	12.09	<5
5/8/2013	Wednesday	19.93	653.5	1527				<5
5/14/2013	Tuesday	16.01	401.1	1220	0.6773	1.104	5.928	<5
5/15/2013	Wednesday	16.50	480.3	1236				<5
5/21/2013	Tuesday	16.71	349.9	991.6	0.8167	1.238	4.501	<5

Bucklin Point Influent Metals Al - Sn 2013
all analyses in ppb

Date	Day of the Week	Influent Flow	Al	Fe	Se	As	Mo	Sn
5/22/2013	Wednesday	15.77	1136	1430				<5
5/28/2013	Tuesday	15.85	270.5	996.4	0.6063	1.054	1.832	<5
5/29/2013	Wednesday	24.68	617.8	1387				<5
6/4/2013	Tuesday	16.19	418.6	1281	0.738	1.167	4.587	<5
6/5/2013	Wednesday	15.94	342.2	1152				<5
6/11/2013	Tuesday	66.72	524.4	1146	0.6593	1.046	1.433	<5
6/12/2013	Wednesday	33.90	387.2	1082				<5
6/18/2013	Tuesday	35.94	248.2	925.8	0.8427	0.9483	1.651	<5
6/19/2013	Wednesday	31.22	325.7	975.2				<5
6/25/2013	Tuesday	23.95	440.4	940.4	0.726	1.126	7.638	<5
6/26/2013	Wednesday	28.33	261.2	698.8				<5
7/2/2013	Tuesday	22.80	351.6	1136	0.7137	1.166	2.187	<5
7/3/2013	Wednesday	22.03	269.9	976.6				<5
7/9/2013	Tuesday	20.43	547.4	1230	0.7063	1.194	2.529	9.282
7/10/2013	Wednesday	20.53	326.9	1162				<5
7/16/2013	Tuesday	18.24	297.6	1078	0.8727	1.222	2.492	<5
7/17/2013	Wednesday	19.13	299.4	1138				<5
7/23/2013	Tuesday	30.37	640.54	1811.5	0.5793	1.264	2.501	<5
7/24/2013	Wednesday	19.50	449.56	1189.7				<5
7/30/2013	Tuesday	18.19	344.3	1213	0.7467	1.268	4.063	<5
7/31/2013	Wednesday	18.13	306.2	1214				<5
8/6/2013	Tuesday	17.35	311.4	1318	0.845	1.285	2.163	<5
8/7/2013	Wednesday	17.42	315.4	1166				<5
8/13/2013	Tuesday	19.32	285.9	1098	0.6717	1.229	1.226	<5
8/14/2013	Wednesday	18.12	1256	1156				<5
8/20/2013	Tuesday	16.87	341.3	1121	0.656	1.158	2.192	<5
8/21/2013	Wednesday	16.52	509.45	1645.8				<5
8/27/2013	Tuesday	27.21	542.7	1457	0.576	1.311	2.784	<5
8/28/2013	Wednesday	17.08	261.8	1020				<5
9/3/2013	Tuesday	19.49	365.8	1157	0.5	1.18	1.175	<5
9/4/2013	Wednesday	17.46	406.4	1607.2				<5
9/10/2013	Tuesday	18.11	421.3	1279	0.6543	1.536	10.12	<5
9/11/2013	Wednesday	16.82	419.9	1130				<5
9/17/2013	Tuesday	15.94	1209	1414	0.782	1.503	8.449	<5
9/18/2013	Wednesday	16.19	515.9	1783				<5
9/24/2013	Tuesday	15.35	373.9	1208	0.871	1.393	2.662	<5
9/25/2013	Wednesday	15.53	342.5	1158				<5
10/1/2013	Tuesday	15.43	414.9	2243	<0.5	1.323	5.557	<5
10/2/2013	Wednesday	16.34	473.8	1461				<5
10/8/2013	Tuesday	15.97	425.9	1289.2	1.177	1.471	2.54	<5
10/9/2013	Wednesday	16.22	338.3	1252.5				<5
10/15/2013	Tuesday	15.46	376.5	1234	0.9273	1.416	2.973	<5

Bucklin Point Influent Metals Al - Sn 2013
all analyses in ppb

Date	Day of the Week	Influent Flow	Al	Fe	Se	As	Mo	Sn
10/16/2013	Wednesday	16.45	490	1545				<5
10/22/2013	Tuesday	16.36	1591	1621	1.019	1.859	4.481	<5
10/23/2013	Wednesday	17.49	1386	1422				<5
10/29/2013	Tuesday	16.12	441.3	1191	0.8567	1.211	7.11	<5
10/30/2013	Wednesday	16.28	485.6	1965				<5
11/5/2013	Tuesday	15.77	421.2	1304	0.71	1.5	2.19	<5
11/6/2013	Wednesday	16.32	376.1	1274				<5
11/12/2013	Tuesday	17.83	483.8	1589	0.66	1.36	1.83	<5
11/13/2013	Wednesday	14.72	480.6	1465				<5
11/19/2013	Tuesday	15.84	495.7	1405	1.15	2.18	13.06	<5
11/20/2013	Wednesday	15.68	350.5	1125				<5
11/25/2013	Monday	14.92	456.7	1517	0.81	1.47	1.62	<5
11/26/2013	Tuesday	17.08	468.2	1428				<5
12/3/2013	Tuesday	16.40	312.2	1150	0.72	1.39	2.11	<5
12/4/2013	Wednesday	16.84	851.3	1202				<5
12/10/2013	Tuesday	19.15	320.1	1060	0.7137	1.253	1.648	<5
12/11/2013	Wednesday	17.33	381.9	1119				<5
12/17/2013	Tuesday	17.65	339.9	1105	0.8907	1.648	5.345	<5
12/18/2013	Wednesday	16.99	494.3	1334				<5
12/23/2013	Monday	33.94	1064	2248	0.5997	1.517	2.674	<5
12/25/2013	Wednesday	17.15	271.3	1107				<5
12/30/2013	Monday	21.04	644.7	1404	0.5	1.369	1.531	<5

Bucklin Point Monthly Average, Minimum, and Maximum Influent Metal Values 2013
all results in ppb

Date	Flow (MGD)	Cd	TTL Cr	Hex Cr	Cu	Pb	Hg (ppt)	Ni	Ag	Zn	CN	
January	Average	18.54	2.50	10.00	28.30	47.71	10.20	44.20	10.70	4.00	90.60	8.56
	Minimum	16.05	2.50	10.00	20.00	29.90	10.00	19.30	10.00	4.00	65.27	4.71
	Maximum	29.86	2.50	10.00	35.00	71.08	12.04	84.90	15.07	4.00	130.10	25.10
February	Average	22.81	2.50	10.00	21.38	37.33	10.68	30.31	12.52	4.00	86.25	7.87
	Minimum	14.76	2.50	10.00	12.00	23.12	10.00	20.80	10.00	4.00	56.69	5.30
	Maximum	68.68	2.50	12.46	35.00	48.30	15.44	41.40	21.34	4.00	120.80	14.50
March	Average	25.32	2.50	11.36	13.75	35.05	10.00	32.00	10.00	4.00	70.22	7.43
	Minimum	19.82	2.50	10.00	10.00	28.56	10.00	27.10	10.00	4.00	55.49	5.54
	Maximum	40.01	2.50	20.91	21.00	43.39	10.00	44.70	10.00	4.00	85.64	9.57
April	Average	19.33	2.50	10.00	30.33	60.67	10.00	40.40	16.85	4.00	106.40	6.03
	Minimum	16.11	2.50	10.00	22.00	43.01	10.00	31.40	10.00	4.00	85.23	4.23
	Maximum	30.72	2.50	10.00	40.00	88.70	10.00	49.90	32.87	4.00	151.10	10.20
May	Average	17.44	2.50	10.00	75.22	85.02	10.00	48.61	31.98	4.00	117.00	5.68
	Minimum	14.83	2.50	10.00	28.00	35.32	10.00	34.20	10.00	4.00	87.76	4.00
	Maximum	33.68	2.50	10.00	366.00	117.00	10.00	64.70	69.35	4.00	142.80	10.30
June	Average	31.57	2.50	10.00	18.25	52.47	10.03	36.59	15.61	4.00	86.83	6.11
	Minimum	15.03	2.50	10.00	10.00	37.95	10.00	23.00	10.00	4.00	66.28	4.00
	Maximum	68.87	2.50	10.00	39.00	80.50	10.21	53.50	36.39	4.00	112.70	9.94
July	Average	21.44	2.50	10.00	26.60	68.37	10.06	43.18	12.32	4.00	105.60	5.12
	Minimum	18.08	2.50	10.00	10.00	40.26	10.00	19.80	10.00	4.00	80.11	4.00
	Maximum	30.37	2.50	10.00	36.00	140.74	10.60	93.60	15.33	4.00	168.31	7.89
August	Average	17.95	2.50	10.00	33.59	60.50	10.00	50.80	13.07	4.00	116.70	5.25
	Minimum	15.35	2.50	10.00	26.00	53.49	10.00	33.20	10.00	4.00	92.52	4.28
	Maximum	29.79	2.50	10.00	39.00	79.37	10.00	83.20	18.19	4.00	158.80	7.59
September	Average	17.95	2.50	10.14	46.25	65.78	10.00	98.94	22.51	4.00	111.60	9.28
	Minimum	15.35	2.50	10.00	23.00	43.16	10.00	35.20	10.00	4.00	89.97	6.23
	Maximum	29.79	2.50	11.10	54.00	78.13	10.00	296.00	48.36	4.00	126.40	6.23
October	Average	16.25	2.50	10.32	48.50	88.59	10.00	65.01	16.06	4.00	133.80	5.59
	Minimum	14.72	2.50	10.00	41.00	71.79	10.00	38.80	10.00	4.00	107.90	4.00
	Maximum	21.85	2.50	11.94	55.00	114.30	10.00	129.00	37.26	4.00	159.30	9.32
November	Average	18.64	2.50	10.00	50.88	76.46	10.00	76.63	16.27	4.00	132.40	4.53
	Minimum	14.72	2.50	10.00	44.00	55.79	10.00	42.90	10.00	4.00	110.70	4.00
	Maximum	75.36	2.50	10.00	66.00	93.35	10.00	129.00	32.05	4.00	155.10	4.48
December	Average	20.68	2.50	10.47	36.11	54.39	10.10	40.60	17.10	4.22	102.10	8.41
	Minimum	16.40	2.50	10.00	24.00	36.84	10.00	31.40	10.00	4.00	84.58	4.00
	Maximum	39.44	2.50	13.80	40.00	88.43	10.94	47.30	67.47	5.95	138.90	25.10

Bucklin Point Influent Loading Summary 2013

Bucklin Point monthly mean influent loading summary (lbs/month)

Month	Total Monthly Inf Flow (MGD)	Cd	TTL Cr	Hex Cr	Cu	Pb	Hg	Ni	Ag	Zn	CN	Total (lbs./month)
January	574.80	11.98	47.94	135.66	228.71	48.92	0.212	51.28	19.18	434.33	41.03	1019.24
February	638.63	13.32	54.90	113.85	198.80	56.88	0.161	66.68	21.30	459.37	41.92	1027.19
March	784.85	16.36	65.46	78.55	260.32	65.46	0.177	65.46	26.18	363.22	44.64	985.82
April	580.01	12.09	48.37	146.73	293.49	48.37	0.196	81.52	19.35	514.60	29.15	1193.88
May	540.49	11.27	45.08	339.08	383.22	45.08	0.219	144.17	18.03	527.22	25.60	1538.97
June	947.09	19.75	78.99	144.15	414.41	79.19	0.289	123.30	31.59	685.83	48.25	1625.75
July	664.60	13.86	55.43	147.44	378.94	55.76	0.239	68.30	22.17	585.43	28.38	1355.94
August	585.05	12.20	48.79	163.90	295.05	48.79	0.248	63.75	19.52	569.56	25.13	1246.93
September	538.55	11.23	45.53	207.73	295.45	44.92	0.444	101.10	17.97	501.08	41.68	1267.12
October	503.82	10.50	43.37	203.79	372.25	42.02	0.273	67.49	16.81	562.25	23.50	1342.26
November	559.14	11.66	46.64	237.27	356.59	46.64	0.357	75.86	18.66	617.54	21.11	1432.32
December	641.19	13.37	55.96	193.11	290.85	54.03	0.217	91.42	22.55	546.15	38.14	1305.80
Total (lbs/year)		157.59	636.46	2111.25	3768.08	636.06	3.033	1000.32	253.30	6366.58	408.53	15341.21

Bucklin Point monthly mean influent loading summary (lbs/day)

Month	Avg. Daily Inf Flow (MGD)	Cd	TTL Cr	Hex Cr	Cu	Pb	Hg	Ni	Ag	Zn	CN	Total (lbs/day)
January	18.54	0.39	1.56	4.42	7.45	1.60	0.00698	1.68	0.63	14.31	1.38	33.42
February	22.81	0.58	2.37	4.60	8.58	2.42	0.00644	2.72	0.92	20.10	1.73	44.03
March	25.32	0.58	2.59	3.54	8.21	2.33	0.00745	2.33	0.93	16.54	1.76	38.82
April	19.33	0.39	1.57	4.68	9.37	1.57	0.00639	2.55	0.63	16.58	0.95	38.29
May	17.44	0.36	1.45	11.61	12.35	1.45	0.00711	4.55	0.58	17.15	0.82	50.33
June	31.57	0.66	2.63	3.98	14.54	2.64	0.00932	5.02	1.05	22.07	1.51	54.11
July	21.44	0.44	1.75	4.59	12.48	1.76	0.00761	2.15	0.70	18.89	0.88	43.63
August	18.87	0.39	1.56	5.17	9.63	1.56	0.00802	2.10	0.63	18.61	0.80	40.46
September	17.95	0.35	1.43	6.44	9.21	1.41	0.01359	3.13	0.56	15.64	1.31	39.49
October	16.25	0.34	1.40	6.56	11.99	1.35	0.00881	2.20	0.54	18.11	0.76	43.25
November	18.64	0.33	1.34	6.78	10.28	1.34	0.0182	2.18	0.53	17.69	0.55	41.03
December	20.68	0.41	1.72	5.91	8.76	1.67	0.00669	2.64	0.69	15.48	1.07	38.35

Bucklin Point Influent Loading Summary 2013

Bucklin Point Monthly mean influent concentration (ppb)

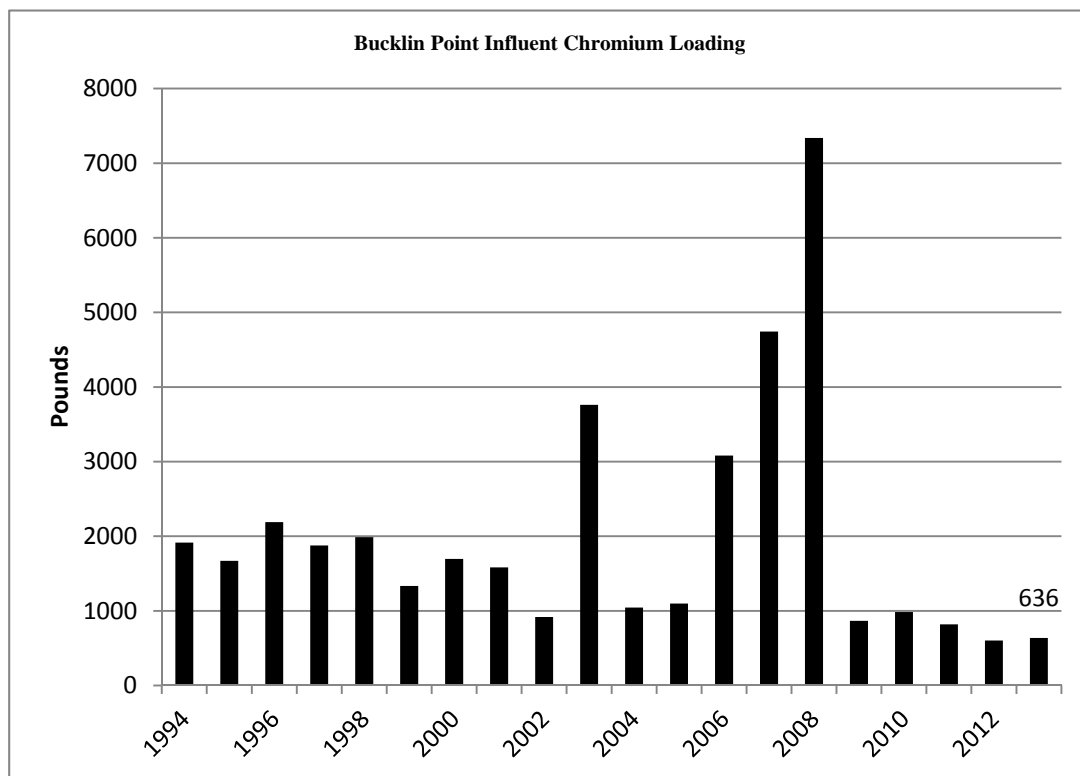
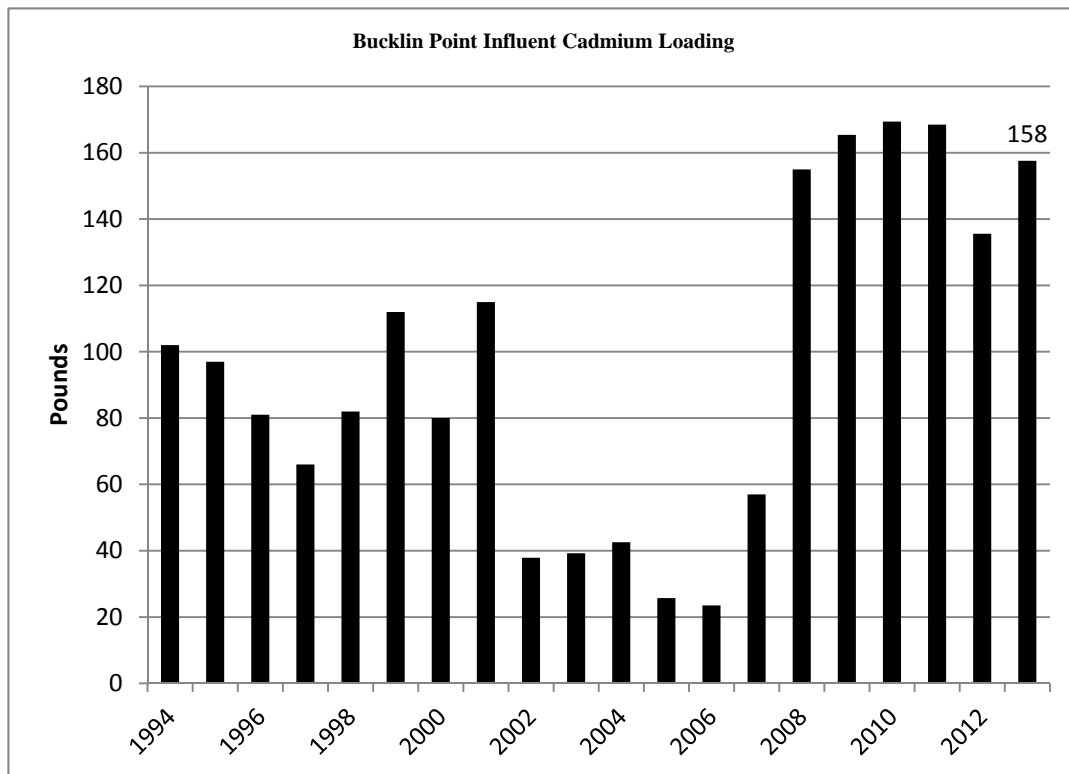
Month	Avg. Daily Inf Flow (MGD)	Cd	TTL Cr	Hex Cr	Cu	Pb	Hg	Ni	Ag	Zn	CN	Total
January	18.54	2.50	10.00	28.30	47.71	10.20	0.0442	10.70	4.00	90.60	8.56	175.76
February	22.81	2.50	10.31	21.38	37.33	10.68	0.0303	12.52	4.00	86.25	7.87	163.61
March	25.32	2.50	11.36	15.00	35.05	10.00	0.0320	10.00	4.00	70.22	7.43	143.17
April	19.33	2.50	10.00	30.33	60.67	10.00	0.0404	16.85	4.00	106.38	6.03	210.45
May	17.44	2.50	10.00	75.22	85.02	10.00	0.0486	31.98	4.00	116.96	5.68	260.51
June	31.57	2.50	10.00	18.25	52.47	10.03	0.0366	15.61	4.00	86.83	6.11	181.47
July	21.44	2.50	10.00	26.60	68.37	10.06	0.0432	12.32	4.00	105.62	5.12	212.91
August	18.87	2.50	10.00	33.59	60.47	10.00	0.0508	13.07	4.00	116.73	5.15	216.81
September	17.95	2.50	10.14	46.25	65.78	10.00	0.0989	22.51	4.00	111.56	9.28	226.59
October	16.25	2.50	10.32	48.50	88.59	10.00	0.0650	16.06	4.00	133.81	5.59	265.35
November	18.64	2.50	10.00	50.88	76.46	10.00	0.0766	16.27	4.00	132.41	4.09	251.71
December	20.68	2.50	10.47	36.11	54.39	10.10	0.0406	17.10	4.22	102.13	7.13	200.94

Total = Sum of Monthly Average Metals Concentrations (Cd, Cr, Cu, Pb, Hg, Ni, Ag, Zn)

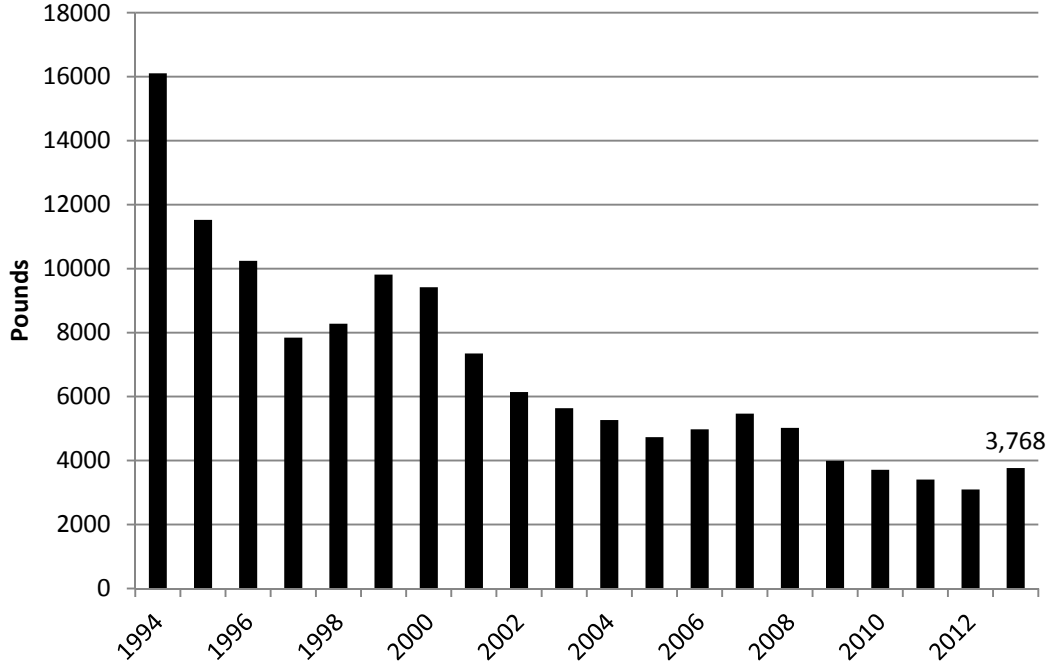
Bucklin Point Influent Loading Data

Influent loading (lbs/year)

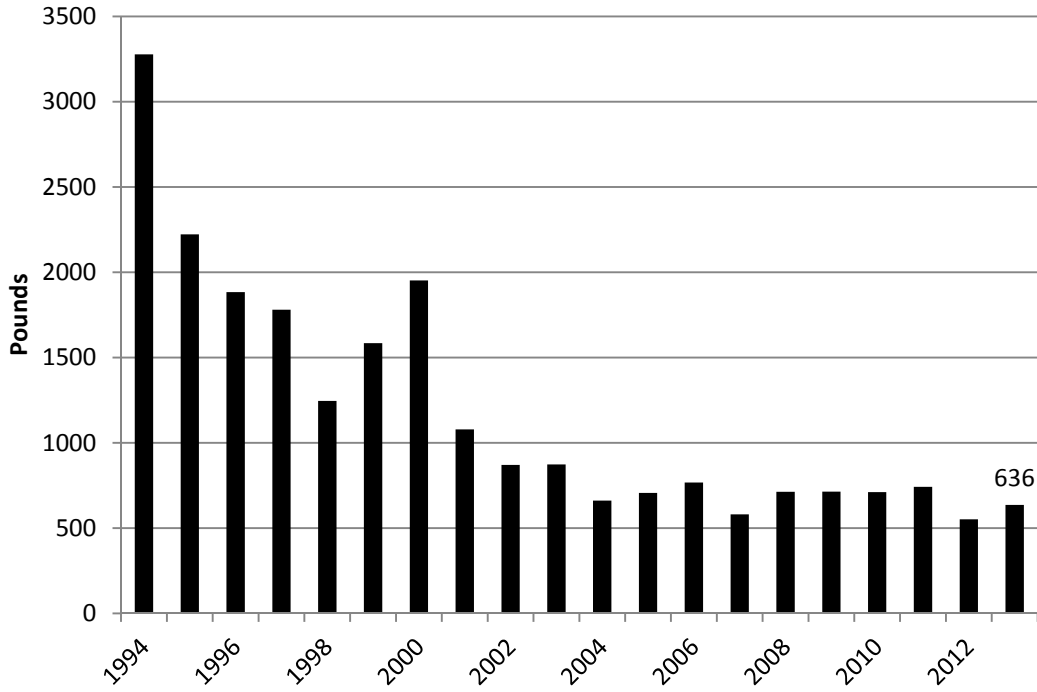
Year	Cadmium	Chromium	Copper	Lead	Mercury	Nickel	Silver	Zinc
1994	102	1915	16107	3278	34.0	4305	902	16738
1995	97	1670	11525	2223	25.0	3679	519	12339
1996	81	2189	10244	1884	8.0	3386	704	11642
1997	66	1876	7844	1781	6.0	3530	763	9709
1998	82	1987	8278	1246	9.0	3823	777	11064
1999	112	1334	9814	1585	5.8	3991	985	12655
2000	80	1696	9418	1952	7.0	5511	1030	14641
2001	115	1583	7349	1079	12.0	4207	623	10887
2002	38	918	6141	870	6.1	2845	603	9715
2003	39	3762	5638	873	6.5	3396	371	10337
2004	43	1045	5269	661	5.4	3692	326	10117
2005	26	1099	4734	707	5.6	2685	223	8768
2006	24	3082	4976	767	4.5	2686	250	8771
2007	57	4743	5469	581	5.2	2565	208	8616
2008	155	7338	5021	713	3.6	2923	270	8248
2009	165	866	3992	714	4.1	1346	266	7532
2010	169	985	3714	711	5.3	948	272	7041
2011	169	819	3409	742	3.9	888	270	6396
2012	136	602	3096	552	2.6	760	218	5357
2013	158	636	3,768	636	3.0	1,000	253	6,367

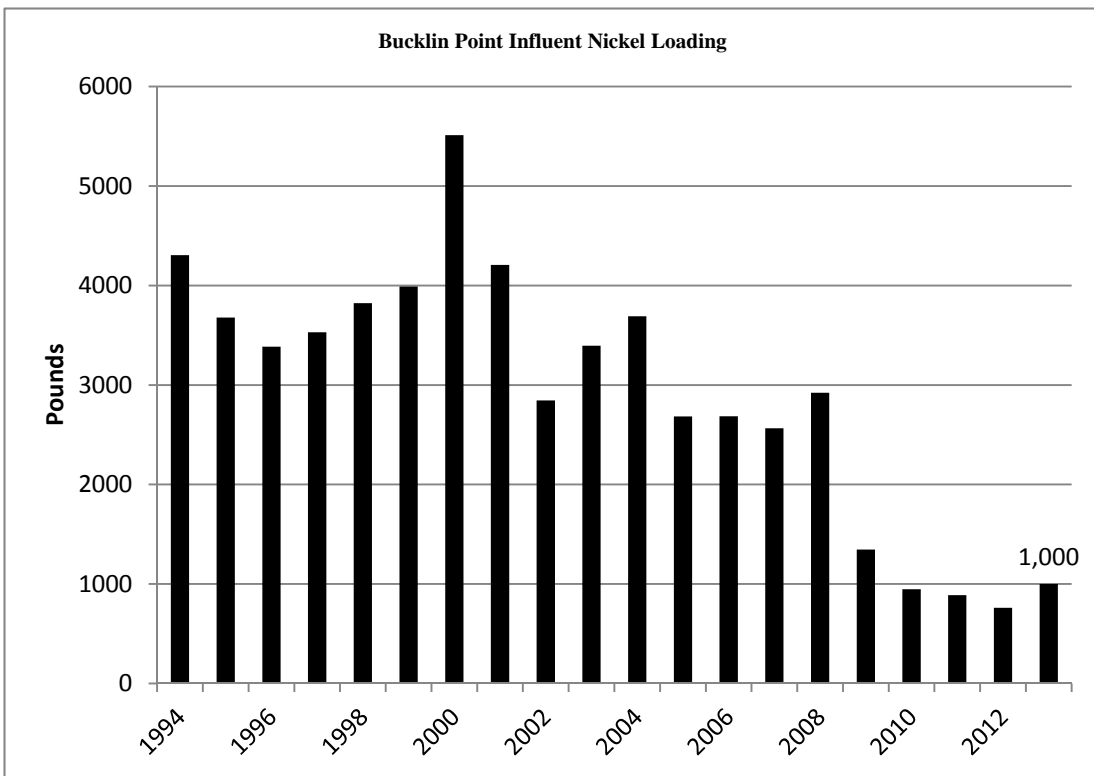
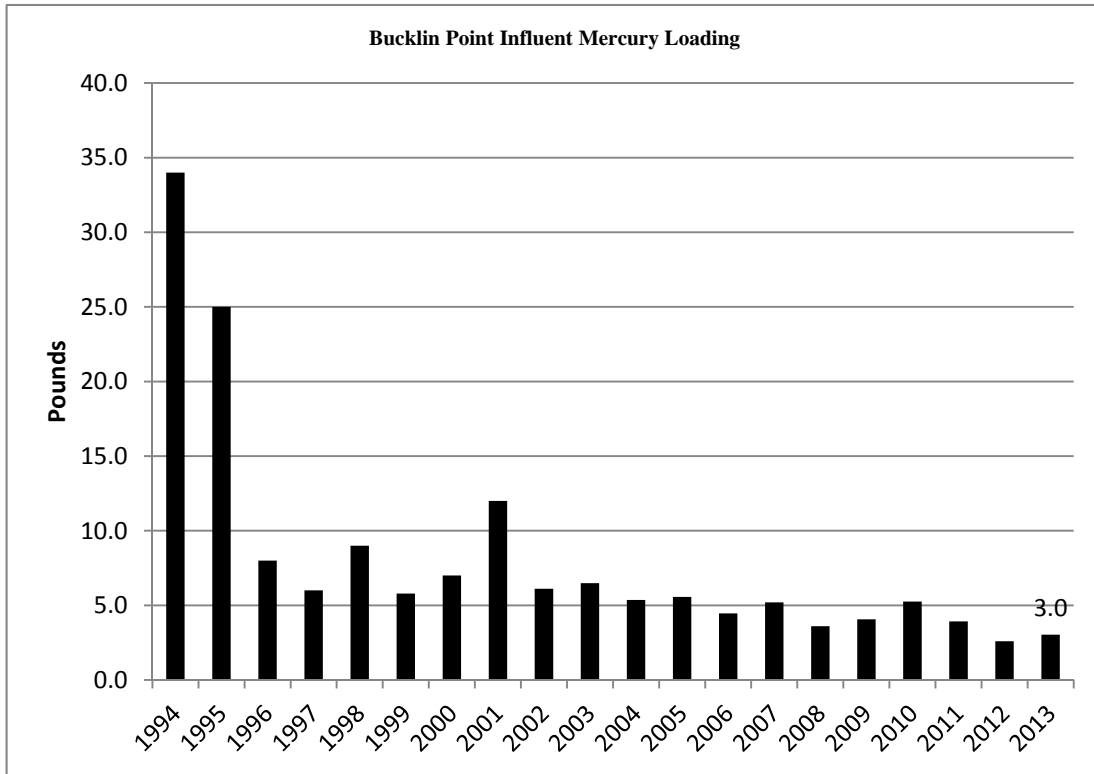


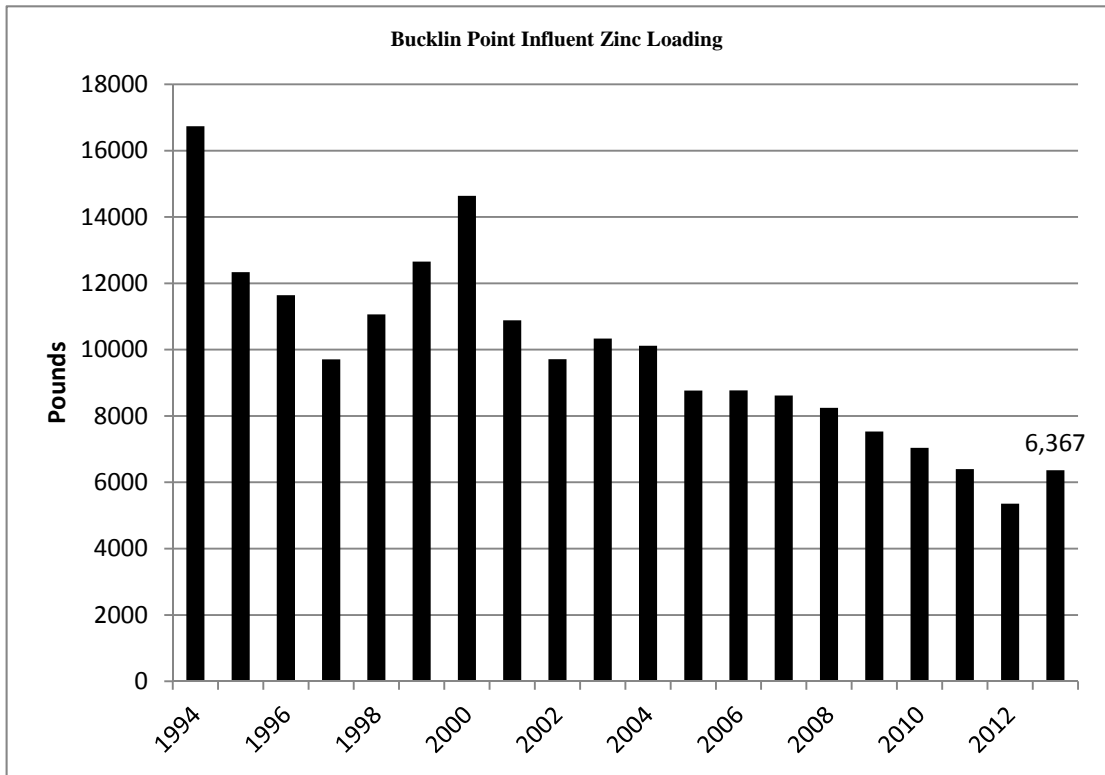
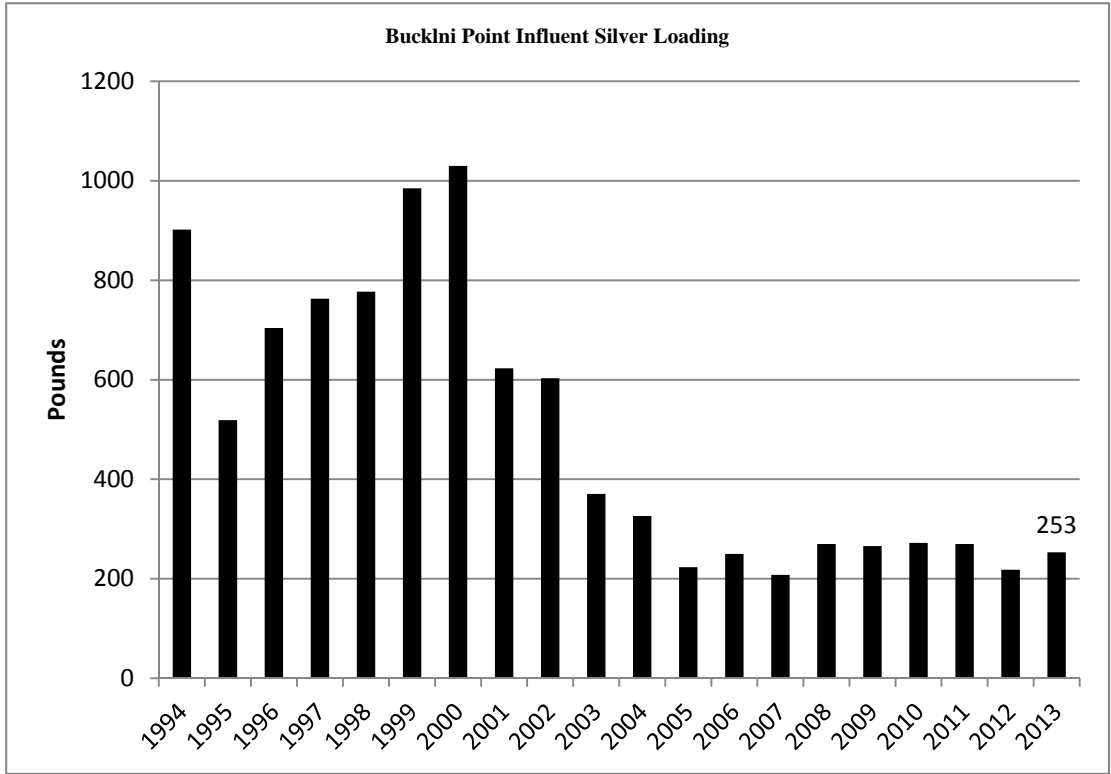
Bucklin Point Influent Copper Loading



Bucklin Point Influent Lead Loading







EFFLUENT LOADING DATA

BUCKLIN POINT

Bucklin Point Effluent Metals Cd - CN 2013
all analyses in ppb

Date	Day of the Week	Effluent Flow	Cd	TTL Cr	Hex Cr	Cu	Pb	Hg	Ni	Ag	Zn	CN
1/1/2013	Tuesday	19.16	0.0287	0.435	<10	4.67	0.38	0.00266	3.33	0.0367	33.1	4.92
1/2/2013	Wednesday	18.90	0.029	0.518	<10	4.52	0.394	<0.0020	3.25	0.0443	32	6.03
1/8/2013	Tuesday	18.48	0.0483	0.623	<10	5.64	0.399	0.00763	3.94	0.0543	38.3	5.54
1/9/2013	Wednesday	18.29	0.0327	0.71	<10	6.29	0.407	0.00383	3.72	0.068	37.7	4.62
1/11/2013	Friday	20.59										5.67
1/15/2013	Tuesday	18.67	0.027	0.74	<10	5.29	0.44	0.00239	4.33	0.066	34.3	10.5
1/16/2013	Wednesday	21.97	0.0383	1.05	<10	5.14	0.524	0.00269	4.9	0.066	37.6	8.59
1/22/2013	Tuesday	16.58	0.041	0.87	<10	4.47	0.46	0.00417	4.36	0.11	35.3	21.6
1/23/2013	Wednesday	16.56	0.04	1.56	<10	5.24	0.469	0.00324	5.41	0.0513	36	16.4
1/29/2013	Tuesday	17.94	0.0573	0.777	<10	6.31	0.485	0.00257	7.2	0.049	40.3	10.5
1/30/2013	Wednesday	20.97	0.0483	1.15	<10	6.96	0.535	0.00291	8.71	0.0567	41.4	25.3
2/5/2013	Tuesday	16.89	0.0413	0.91	<10	6.6	0.736	0.00477	8.21	0.103	43	5.28
2/6/2013	Wednesday	16.31	0.046	0.991	<10	5.71	0.521	0.00400	8.46	0.093	39.8	5.4
2/12/2013	Tuesday	25.24	0.043	1.83	<10	6.61	0.757	0.00566	5.38	0.169	37.7	6.7
2/13/2013	Wednesday	18.68	0.0257	2.86	<10	5.91	0.578	0.00382	9.46	0.14	36	6.64
2/19/2013	Tuesday	27.31	0.127	3.85	<10	24.4	3.36	0.02320	7.25	0.821	65.6	11.6
2/20/2013	Wednesday	20.35	0.0363	0.995	<10	5.49	0.65	0.00347	4.35	0.141	33.7	10.6
2/26/2013	Tuesday	22.65	0.13	1.39	<10	7.07	1.24	0.00625	4.93	0.161	38.2	9.62
2/27/2013	Wednesday	40.47	0.267	2.79	<10	14	2.98	0.0187	4.25	0.379	40.6	<8
3/5/2013	Tuesday	24.85	0.0537	0.694	<10	5.21	0.696	<0.0020	6.04	0.092	33.6	5.42
3/6/2013	Wednesday	25.49	0.0693	0.733	<10	5.31	0.741	0.00425	5.33	0.108	31.9	5.21
3/12/2013	Tuesday	31.90	0.189	1.75	<10	14.1	2.12	0.0157	4.31	0.374	42.7	7.89
3/13/2013	Wednesday	25.45	0.101	0.895	<10	6.28	0.604	0.00688	5.75	0.108	28.5	7.7
3/19/2013	Tuesday	33.97	0.301	6.88	<10	47.2	6.41	0.0507	6.41	1.03	69.8	13.7
3/20/2013	Wednesday	24.17	0.0757	1.33	<10	9.98	0.605	0.00770	4.2	0.0727	34.5	11
3/26/2013	Tuesday	22.68	0.0773	2.09	<10	9.62	0.731	0.00385	4.68	0.118	32	5.89
3/27/2013	Wednesday	22.05	0.0847	1.23	<10	9.21	0.585	0.00351	4.71	0.108	32.5	5.86
4/2/2013	Tuesday	20.45	0.0563	0.741	<10	9.5	0.484	0.00335	3.69	0.0893	35	5.2
4/3/2013	Wednesday	19.89	0.0713	0.743	<10	12.6	0.534	0.00333	4.92	0.0893	35.7	6.1
4/9/2013	Tuesday	18.44	0.0633	0.677	<10	8.35	0.592	0.00354	5.48	0.0853	36	4.52
4/10/2013	Wednesday	23.89	0.071	1.59	<10	12.6	1.27	0.00894	11.1	0.232	38.7	4.42
4/16/2013	Tuesday	17.93	0.0513	0.606	<10	8.84	0.504	0.00296	10.2	0.089	37.2	
4/17/2013	Wednesday	16.72	0.0597	0.703	<10	8.25	0.519	0.00295	12	0.101	36.4	
4/18/2013	Thursday	16.22										5.18
4/19/2013	Friday	17.27										6.51
4/23/2013	Tuesday	18.39	0.0593	1.06	<10	9.1	0.846	<0.0020	13.7	0.158	39.9	6
4/24/2013	Wednesday	17.54	0.123	0.824	<10	7.9	0.561	0.00501	16.2	0.12	37.9	4.35
4/30/2013	Tuesday	16.11	0.0757	0.844	<10	8.2	0.592	0.00308	17.4	0.115	35.4	<4.00
5/1/2013	Wednesday	16.00	0.05	1.2	<10	9.8	0.7	0.00303	31.9	0.1	38	5.47
5/7/2013	Tuesday	15.04	0.04	0.8	<10	7.4	0.5	0.00363	13.2	0.09	32	6.54
5/8/2013	Wednesday	19.93	0.08	1.4	<10	13.2	1.2	0.01330	19.4	0.27	41	6.58
5/14/2013	Tuesday	16.01	0.06	0.7	<10	10.8	0.5	0.00359	29.3	0.08	37	7.24
5/15/2013	Wednesday	16.50	0.06	0.7	<10	12.5	0.5	0.00295	35	0.09	35	8.81
5/21/2013	Tuesday	16.71	0.05	0.6	<10	10.6	0.5	0.00312	11.9	0.07	37	4.36
5/22/2013	Wednesday	15.77	0.07	0.6	<10	10.8	0.4	<0.0020	12.2	0.06	39	<4.00
5/28/2013	Tuesday	15.85	0.06	0.4	<10	9.6	0.4	<0.0020	5.8	0.06	30	7.38
5/29/2013	Wednesday	24.68	0.1	1.8	<10	17.3	1.3	0.00292	14.2	0.23	38	6.07

Bucklin Point Effluent Metals Cd - CN 2013
all analyses in ppb

Date	Day of the Week	Effluent Flow	Cd	TTL Cr	Hex Cr	Cu	Pb	Hg	Ni	Ag	Zn	CN
6/4/2013	Tuesday	16.19	0.06	1.1	<10	8.7	0.5	<0.0020	6.7	0.05	33	5.32
6/5/2013	Wednesday	15.94	0.08	1	<10	9.5	0.6	0.00337	7.3	0.06	37	4.62
6/11/2013	Tuesday	39.92	0.06	0.9	<10	14.6	1.3	0.00832	25.9	0.16	33	<4.00
6/12/2013	Wednesday	33.90	0.08	1	<10	16.6	1.1	0.00729	15.9	0.28	31	4.24
6/18/2013	Tuesday	34.90	0.09	1	<10	10.3	0.9	0.00443	9.5	0.13	32	<8
6/19/2013	Wednesday	30.48	0.07	0.7	<10	9.6	0.7	0.00317	8.1	0.09	32	<8
6/25/2013	Tuesday	23.95	0.1	0.8	<10	11.7	0.9	0.00427	8.9	0.1	34	<8
6/26/2013	Wednesday	28.33	0.18	0.8	<10	12.4	1.1	0.00576	7.5	0.14	36	<8
7/2/2013	Tuesday	22.80	0.07	0.5	<10	12	1.1	0.00391	8	0.09	35	4.6
7/3/2013	Wednesday	22.03	0.08	0.5	<10	11.9	1	0.00377	8.4	0.09	33	<4.00
7/9/2013	Tuesday	20.43	0.08	0.5	<10	13.1	0.9	0.00416	5.4	0.1	33	4.3
7/10/2013	Wednesday	20.53	0.1	0.5	<10	11	0.8	0.00405	7.3	0.09	33	<8
7/16/2013	Tuesday	18.24	0.08	0.6	<10	12.5	0.8	0.00638	12.4	0.08	40	4.87
7/17/2013	Wednesday	19.13	0.07	0.8	<10	12.7	0.7	0.00604	11.5	0.09	37	6.76
7/23/2013	Tuesday	30.37	0.06	0.7	<10	11.4	0.7	0.00518	5.9	0.08	37	4.69
7/24/2013	Wednesday	19.50	0.04	0.6	<10	10.1	0.5	0.00456	7.2	0.05	33	<4.00
7/30/2013	Tuesday	18.19	0.07	0.6	<10	10.1	0.5	0.00342	4.4	0.06	36	4.23
7/31/2013	Wednesday	18.13	0.06	0.6	<10	9.5	0.5	0.00529	4.3	0.07	36	5.26
8/6/2013	Tuesday	17.35	0.06	1	<10	10.6	0.4	0.00277	6.3	0.08	32	<8
8/7/2013	Wednesday	17.42	0.06	1.2	<10	12.3	1.1	0.00395	6.7	0.1	33	<8
8/13/2013	Tuesday	19.32	0.04	0.6	<10	10.2	0.4	0.00352	8.5	0.06	31	<8
8/14/2013	Wednesday	18.12	0.06	0.8	<10	10.9	0.5	0.00318	9.1	0.07	30	<8
8/20/2013	Tuesday	16.87	0.02	0.8	<10	6.3	0.5	0.00598	5.6	0.06	31	4.7
8/21/2013	Wednesday	16.52	0.02	0.8	<10	4.7	0.4	0.00242	5.7	0.05	29	4.85
8/27/2013	Tuesday	27.21	0.02	1.1	<10	6.5	0.7	0.00767	7.8	0.09	31	<4.00
8/28/2013	Wednesday	17.08	0.02	0.7	<10	5.4	0.4	0.00316	7.7	0.05	34	<4.00
9/3/2013	Tuesday	19.49	0.03	0.6	<10	6.9	0.5	0.00684	4.9	0.08	31	<10
9/4/2013	Wednesday	17.46	0.05	0.9	<10	6.7	0.4	0.00443	6.4	0.05	36	<10
9/10/2013	Tuesday	18.11	0.05	1.7	<10	5.7	0.4	0.00238	9.6	0.05	36	<10
9/11/2013	Wednesday	16.82	0.03	1.3	<10	5.5	0.4	0.00499	12.2	0.05	34	<10
9/17/2013	Tuesday	15.94	0.04	0.8	<10	5.6	1	0.00427	8.7	0.06	34	<10
9/18/2013	Wednesday	16.19	0.03	0.7	<10	5.1	0.5	0.00379	8	0.05	32	<10
9/24/2013	Tuesday	15.35	0.03	0.7	<10	5.8	0.6	0.00350	10.4	0.06	38	4.28
9/25/2013	Wednesday	15.53	0.04	1.6	<10	6.3	0.6	0.00277	11.6	0.05	37	4.47
10/1/2013	Tuesday	15.43	0.03	1	<10	5.1	0.5	0.00342	6.7	0.06	35	<8
10/2/2013	Wednesday	16.34	0.03	0.9	<10	5.6	0.5	0.00456	7.3	0.05	39	4.9
10/8/2013	Tuesday	15.97	0.02	0.9	<10	6.5	0.6	0.00261	7.3	0.06	41	<8
10/9/2013	Wednesday	16.22	0.04	1.2	<10	6.7	0.6	0.00256	8.5	0.07	40	<8
10/15/2013	Tuesday	15.46	0.04	0.6	<10	8.5	0.7	0.01340	7	0.08	45	<4.00
10/16/2013	Wednesday	16.45	0.04	0.9	<10	7.9	1	0.00377	8.2	0.07	43	<4.00
10/22/2013	Tuesday	16.36	0.05	0.8	<10	7.8	0.5	0.00351	8.2	0.07	41	4.64
10/23/2013	Wednesday	17.49	0.05	1.3	<10	8	0.4	0.00621	9.4	0.05	39	4.42
10/29/2013	Tuesday	16.12	0.06	0.9	<10	8.5	0.4	0.00297	6.2	0.06	37	
10/30/2013	Wednesday	16.28	0.06	0.9	<10	9.4	0.4	0.00326	7.1	0.06	40	
10/31/2013	Thursday	15.98										<8
11/1/2013	Friday	17.54										<8
11/5/2013	Tuesday	15.77	0.06	1	<10	10.2	0.4	0.00569	9.4	0.06	38	<4.00

Bucklin Point Effluent Metals Al - Sn 2013
all analyses in ppb

Date	Day of the Week	Effluent						
		Flow	Al	Fe	Se	As	Mo	Sn
1/1/2013	Tuesday	19.16	19.8	130.7	<0.5	1.19	3.93	<5
1/2/2013	Wednesday	18.90	21.2	138.2				<5
1/8/2013	Tuesday	18.48	19.5	138.4				<5
1/9/2013	Wednesday	18.29	28.2	138.3				<5
1/15/2013	Tuesday	18.67	18.2	126.7				<5
1/16/2013	Wednesday	21.97	20.6	142.7				<5
1/22/2013	Tuesday	16.58	17.6	133				<5
1/23/2013	Wednesday	16.56	20.9	161.5				<5
1/29/2013	Tuesday	17.94	20.1	161.3				<5
1/30/2013	Wednesday	20.97	23.2	163.4				<5
2/5/2013	Tuesday	16.89	33.3	194.3	0.5	1.11	1.46	<5
2/6/2013	Wednesday	16.31	17.8	121				<5
2/12/2013	Tuesday	25.24	34.8	208.2				<5
2/13/2013	Wednesday	18.68	21.6	197.5				<5
2/19/2013	Tuesday	27.31	286.1	1278				<5
2/20/2013	Wednesday	20.35	31.5	169.2				<5
2/26/2013	Tuesday	22.65	69.7	293.9				<5
2/27/2013	Wednesday	40.47	234.5	756.9				<5
3/5/2013	Tuesday	24.85	32	178	0.521	0.903	2.08	<5
3/6/2013	Wednesday	25.49	37.4	209.1				<5
3/12/2013	Tuesday	31.90	167.7	626.2				<5
3/13/2013	Wednesday	25.45	32.1	158.6				<5
3/19/2013	Tuesday	33.97	608.9	2244				<5
3/20/2013	Wednesday	24.17	37.1	168.2				<5
3/26/2013	Tuesday	22.68	31.8	178.4				<5
3/27/2013	Wednesday	22.05	33.6	164.7				<5
4/2/2013	Tuesday	20.45	27.4	134.2	0.55	0.895	2.58	<5
4/3/2013	Wednesday	19.89	29.3	138.3				<5
4/9/2013	Tuesday	18.44	29.6	166				<5
4/10/2013	Wednesday	23.89	84.59	372.4				<5
4/16/2013	Tuesday	17.93	19.8	109.1				<5
4/17/2013	Wednesday	16.72	19.4	106.5				<5
4/23/2013	Tuesday	18.39	54.3	238.9				<5
4/24/2013	Wednesday	17.54	30.8	156.9				8.833
4/30/2013	Tuesday	16.11	32.7	140.2				<5
5/1/2013	Wednesday	16.00	39	155.9				<5
5/7/2013	Tuesday	15.04	28	185.1	<0.5	0.9	6.8	<5
5/8/2013	Wednesday	19.93	87	412.9				<5
5/14/2013	Tuesday	16.01	25	128.2				<5
5/15/2013	Wednesday	16.50	25	139.2				<5
5/21/2013	Tuesday	16.71	20	145.3				<5

Bucklin Point Effluent Metals Al - Sn 2013
all analyses in ppb

Date	Day of the Week	Effluent						
		Flow	Al	Fe	Se	As	Mo	Sn
5/22/2013	Wednesday	15.77	20	136.3				<5
5/28/2013	Tuesday	15.85	17	110.1				<5
5/29/2013	Wednesday	24.68	86	434.8				<5
6/4/2013	Tuesday	16.19	19	129.5	<0.5	0.9	3.1	<5
6/5/2013	Wednesday	15.94	21	166.9				<5
6/11/2013	Tuesday	39.92	65	384				<5
6/12/2013	Wednesday	33.90	61	350.7				<5
6/18/2013	Tuesday	34.90	37	260.9				<5
6/19/2013	Wednesday	30.48	29	223.9				<5
6/25/2013	Tuesday	23.95	35	291.7				<5
6/26/2013	Wednesday	28.33	44	364.2				<5
7/2/2013	Tuesday	22.80	30	351.5	0.7	1	1.8	<5
7/3/2013	Wednesday	22.03	30	349.1				<5
7/9/2013	Tuesday	20.43	29	287.9				<5
7/10/2013	Wednesday	20.53	39	272.5				<5
7/16/2013	Tuesday	18.24	27	256.3				<5
7/17/2013	Wednesday	19.13	25	245.1				<5
7/23/2013	Tuesday	30.37	29	187.8				<5
7/24/2013	Wednesday	19.50	18	117.5				<5
7/30/2013	Tuesday	18.19	17	99.67				<5
7/31/2013	Wednesday	18.13	17	107.1				<5
8/6/2013	Tuesday	17.35	17	135.8	0.6	1	1.4	<5
8/7/2013	Wednesday	17.42	46	238.9				<5
8/13/2013	Tuesday	19.32	17	125.4				<5
8/14/2013	Wednesday	18.12	19	145.9				<5
8/20/2013	Tuesday	16.87	19	133.4				<5
8/21/2013	Wednesday	16.52	14	132.4				<5
8/27/2013	Tuesday	27.21	32	245.1				<5
8/28/2013	Wednesday	17.08	16	149.4				<5
9/3/2013	Tuesday	19.49	23	177.5				<5
9/4/2013	Wednesday	17.46	15	122.95				<5
9/10/2013	Tuesday	18.11	17	130.6				<5
9/11/2013	Wednesday	16.82	17	114.1				<5
9/17/2013	Tuesday	15.94	19	219	0.7	1.2	3.3	<5
9/18/2013	Wednesday	16.19	18	175.2				<5
9/24/2013	Tuesday	15.35	17	149.8				<5
9/25/2013	Wednesday	15.53	46	210.2				<5
10/1/2013	Tuesday	15.43	16	143.3				<5
10/2/2013	Wednesday	16.34	17	140.7				<5
10/8/2013	Tuesday	15.97	19	156.5	0.7	0.9	1.9	<5
10/9/2013	Wednesday	16.22	20	152				<5

Bucklin Point Effluent Metals Al - Sn 2013
all analyses in ppb

Date	Day of the Week	Effluent						
		Flow	Al	Fe	Se	As	Mo	Sn
10/15/2013	Tuesday	15.46	19	142.8				<5
10/16/2013	Wednesday	16.45	19	155.5				<5
10/22/2013	Tuesday	16.36	29	147.5				<5
10/23/2013	Wednesday	17.49	22	112.4				<5
10/29/2013	Tuesday	16.12	18	112.5				<5
10/30/2013	Wednesday	16.28	19	137.5				<5
11/5/2013	Tuesday	15.77	17	139.7	0.9	1.3	1.7	<5
11/6/2013	Wednesday	16.32	18	147				<5
11/12/2013	Tuesday	17.83	18	137				<5
11/13/2013	Wednesday	14.72	16	140.8				<5
11/19/2013	Tuesday	15.84	21	171.1				<5
11/20/2013	Wednesday	15.68	21	188.4				<5
11/25/2013	Monday	14.92	26	159				<5
11/26/2013	Tuesday	17.08	730.6	4029				<5
12/3/2013	Tuesday	16.40	18.71	135.7	0.68	1.18	2.96	<5
12/4/2013	Wednesday	16.84	18.65	129.6				<5
12/10/2013	Tuesday	19.15	25.26	126.3				<5
12/11/2013	Wednesday	17.33	23.88	133.1				<5
12/17/2013	Tuesday	17.65	34.6	149.4				<5
12/18/2013	Wednesday	16.99	36.58	156.2				<5
12/23/2013	Monday	31.46	40.57	234.7				<5
12/25/2013	Wednesday	17.15	21.99	125.7				<5
12/30/2013	Monday	21.04	18	105.6				<5

Bucklin Point Monthly Average, Minimum, and Maximum Effluent Metal Values 2013
all results in ppb

Date	Flow (MGD)	Cd	TTL Cr	Hex Cr	Cu	Pb	Hg(ppb)	Ni	Ag	Zn	CN	
January	Average	18.43	0.04	0.87	10.00	5.43	0.46	3.41	5.02	0.06	36.40	10.88
	Minimum	16.05	0.03	0.44	10.00	4.47	0.38	2.00	3.25	0.04	32.00	4.62
	Maximum	26.43	0.06	1.56	10.00	6.96	0.54	7.63	8.71	0.11	41.40	25.30
February	Average	21.30	0.09	1.95	10.00	9.47	1.35	8.70	6.54	0.25	41.80	7.98
	Minimum	14.76	0.03	0.91	10.00	5.49	0.52	3.47	4.25	0.09	33.70	5.28
	Maximum	40.47	0.27	3.85	10.00	24.40	3.36	23.20	9.46	0.82	65.60	11.60
March	Average	24.89	0.12	1.95	10.00	13.36	1.56	11.82	5.18	0.25	38.19	7.83
	Minimum	19.82	0.02	0.40	10.00	4.70	0.38	2.00	3.30	0.04	28.50	5.21
	Maximum	33.97	0.30	7.10	10.00	99.30	7.00	112.00	35.00	1.16	142.00	13.70
April	Average	19.25	0.07	0.87	10.00	9.48	0.66	3.91	10.50	0.12	36.90	5.14
	Minimum	16.11	0.05	0.61	10.00	7.90	0.48	2.00	3.69	0.09	34.95	4.00
	Maximum	29.08	0.12	1.59	10.00	12.60	1.27	8.94	17.40	0.23	39.90	6.51
May	Average	17.17	0.06	0.90	10.00	11.00	0.70	4.06	19.00	0.10	36.29	6.27
	Minimum	14.83	0.04	0.40	10.00	7.36	0.40	2.00	5.80	0.06	30.00	4.00
	Maximum	30.65	0.10	1.80	10.00	17.30	1.30	13.30	35.00	0.27	41.00	8.81
June	Average	28.08	0.09	0.90	10.00	12.00	0.90	4.83	11.23	0.10	33.55	6.27
	Minimum	15.03	0.06	0.70	10.00	8.71	0.50	2.00	6.72	0.05	31.00	4.00
	Maximum	43.13	0.18	1.08	10.00	16.60	1.30	8.32	25.90	0.28	37.00	5.32
July	Average	21.34	0.07	0.60	10.00	11.00	0.70	4.68	7.50	0.08	35.28	5.07
	Minimum	18.08	0.04	0.50	10.00	9.50	0.50	3.42	4.30	0.05	33.00	4.00
	Maximum	30.37	0.10	0.80	10.00	13.10	1.05	6.38	12.40	0.10	40.00	6.76
August	Average	18.39	0.04	0.90	10.00	8.40	0.60	4.08	7.20	0.07	31.40	6.19
	Minimum	16.13	0.02	0.60	10.00	4.70	0.40	2.42	5.60	0.05	29.00	4.00
	Maximum	30.95	0.06	1.20	10.00	12.30	1.10	7.67	9.10	0.10	34.00	4.85
September	Average	17.34	0.04	1.00	10.00	5.90	0.60	4.12	9.00	0.06	34.77	8.59
	Minimum	6.17	0.03	0.60	10.00	5.10	0.40	2.38	4.90	0.05	31.00	4.28
	Maximum	29.79	0.05	1.70	10.00	6.90	1.03	6.84	12.20	0.08	38.00	4.47
October	Average	16.25	0.04	0.90	10.00	7.40	0.60	4.63	7.60	0.06	40.00	6.00
	Minimum	14.72	0.02	0.60	10.00	5.10	0.40	2.56	6.20	0.05	35.00	4.00
	Maximum	21.85	0.06	1.30	10.00	9.40	1.00	13.40	9.40	0.08	45.00	4.90
November	Average	17.56	0.08	2.00	10.00	20.23	1.26	30.60	8.80	0.20	53.79	5.47
	Minimum	14.72	0.04	0.60	10.00	7.30	0.38	2.00	5.70	0.05	38.00	4.00
	Maximum	43.61	0.30	7.10	10.00	99.30	7.00	112.00	14.30	1.16	142.00	5.22
December	Average	20.02	0.06	0.70	10.00	7.60	0.50	3.78	5.60	0.07	45.82	5.12
	Minimum	16.40	0.04	0.40	10.00	4.70	0.40	2.00	3.30	0.04	36.00	4.00
	Maximum	33.13	0.09	1.04	10.00	11.08	0.80	7.38	8.45	0.16	53.53	6.07

Bucklin Point Effluent Loading Summary 2013

Bucklin Point monthly mean effluent loading summary (lbs/month)

Month	Total Monthly Eff Flow (MGD)	Cd	TTL Cr	Hex Cr	Cu	Pb	Hg	Ni	Ag	Zn	CN	Total (lbs/month)
January	571.37	0.186	4.018	47.652	25.985	2.141	0.016	23.421	0.287	174.406	51.841	230.46
February	598.02	0.447	9.735	49.875	47.247	6.747	0.044	32.597	1.251	208.609	39.800	306.68
March	771.70	0.766	12.552	64.360	86.008	10.050	0.076	33.326	1.618	245.767	50.418	390.16
April	577.45	0.337	4.167	48.160	45.667	3.158	0.019	50.667	0.577	177.736	24.765	282.33
May	532.32	0.279	4.029	44.396	50.295	2.958	0.018	85.299	0.519	161.105	27.846	304.50
June	800.33	0.605	6.071	66.748	77.935	5.922	0.032	74.941	0.844	223.919	41.868	390.27
July	661.60	0.391	3.258	55.178	63.077	4.113	0.026	41.246	0.439	194.670	27.981	307.22
August	570.02	0.176	4.172	47.539	39.725	2.620	0.019	34.108	0.332	149.292	29.445	230.44
September	538.20	0.166	4.634	44.886	26.695	2.484	0.018	40.297	0.251	156.067	38.574	230.61
October	503.80	0.178	3.949	42.017	31.102	2.333	0.019	31.882	0.266	168.086	25.192	237.82
November	526.67	0.371	7.431	43.924	88.854	5.534	0.134	38.524	0.915	236.282	24.022	378.04
December	620.70	0.317	3.595	51.767	39.343	2.795	0.020	29.150	0.369	237.201	26.499	312.79
Total (lbs./yr.)		4.22	67.61	606.50	621.93	50.85	0.44	515.46	7.67	2333.14	408.25	

Bucklin Point monthly mean effluent loading summary (lbs/day)

Month	Avg. Daily Eff Flow (MGD)	Cd	TTL Cr	Hex Cr	Cu	Pb	Hg	Ni	Ag	Zn	CN	Total
January	18.43	0.006	0.132	1.564	0.856	0.071	0.0005	0.774	0.009	5.734	1.702	7.58
February	21.36	0.022	0.418	1.959	2.071	0.317	0.0020	1.209	0.057	8.324	1.610	12.42
March	24.89	0.029	0.474	2.195	3.274	0.397	0.0030	1.146	0.064	8.739	1.782	14.13
April	19.25	0.011	0.140	1.569	1.515	0.106	0.0006	1.612	0.019	5.799	0.801	9.20
May	17.17	0.009	0.141	1.450	1.702	0.104	0.0006	2.758	0.018	5.297	0.909	10.03
June	26.68	0.021	0.210	2.331	2.837	0.221	0.0012	2.921	0.033	7.740	1.464	13.99
July	21.34	0.012	0.103	1.746	2.001	0.132	0.0008	1.293	0.014	6.159	0.881	9.72
August	18.39	0.006	0.139	1.563	1.298	0.088	0.0007	1.134	0.011	4.903	0.953	7.58
September	17.94	0.005	0.145	1.406	0.840	0.077	0.0006	1.245	0.008	4.876	1.225	7.20
October	16.25	0.006	0.128	1.352	1.002	0.075	0.0006	1.029	0.009	5.409	0.806	7.66
November	17.56	0.012	0.233	1.336	2.804	0.175	0.0062	1.179	0.029	7.285	0.955	11.72
December	20.02	0.010	0.114	1.612	1.211	0.090	0.0007	0.875	0.013	7.220	0.780	9.53

Bucklin Point Effluent Loading Summary 2013

Bucklin Point Monthly mean effluent concentration (ppb)

Month	Avg. Daily Eff Flow (MGD)	Cd	TTL Cr	Hex Cr*	Cu	Pb	Hg	Ni	Ag	Zn	CN	Total
January	18.43	0.039	0.843	10.000	5.453	0.449	0.003	4.915	0.060	36.600	10.879	48.36
February	21.36	0.090	1.952	10.000	9.473	1.353	0.009	6.536	0.251	41.827	7.980	61.49
March	24.89	0.119	1.950	10.000	13.364	1.562	0.012	5.178	0.251	38.186	7.834	60.62
April	19.25	0.070	0.865	10.000	9.482	0.656	0.004	10.521	0.120	36.906	5.142	58.62
May	17.17	0.063	0.908	10.000	11.329	0.666	0.004	19.213	0.117	36.289	6.272	68.59
June	26.68	0.091	0.910	10.000	11.676	0.887	0.005	11.228	0.127	33.547	6.273	58.47
July	21.34	0.071	0.591	10.000	11.432	0.745	0.005	7.475	0.080	35.281	5.071	55.68
August	18.39	0.037	0.878	10.000	8.356	0.551	0.004	7.175	0.070	31.404	6.194	48.47
September	17.94	0.037	1.032	10.000	5.947	0.553	0.004	8.978	0.056	34.770	8.594	51.38
October	16.25	0.042	0.940	10.000	7.402	0.555	0.005	7.588	0.063	40.004	5.996	56.60
November	17.56	0.084	1.692	10.000	20.229	1.260	0.031	8.771	0.208	53.793	5.469	86.07
December	20.02	0.061	0.694	10.000	7.600	0.540	0.004	5.631	0.071	45.821	5.119	60.42

*Hexavalent Chromium is generally measured as non-detectable at the detection limit of 10 ppb

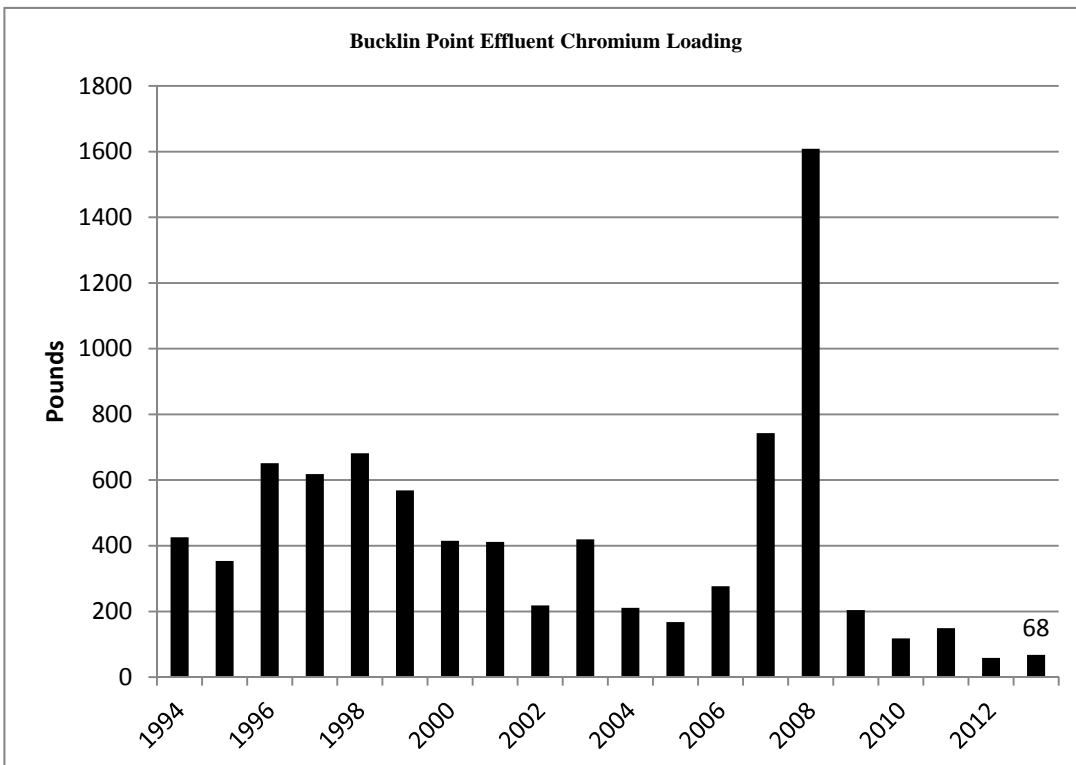
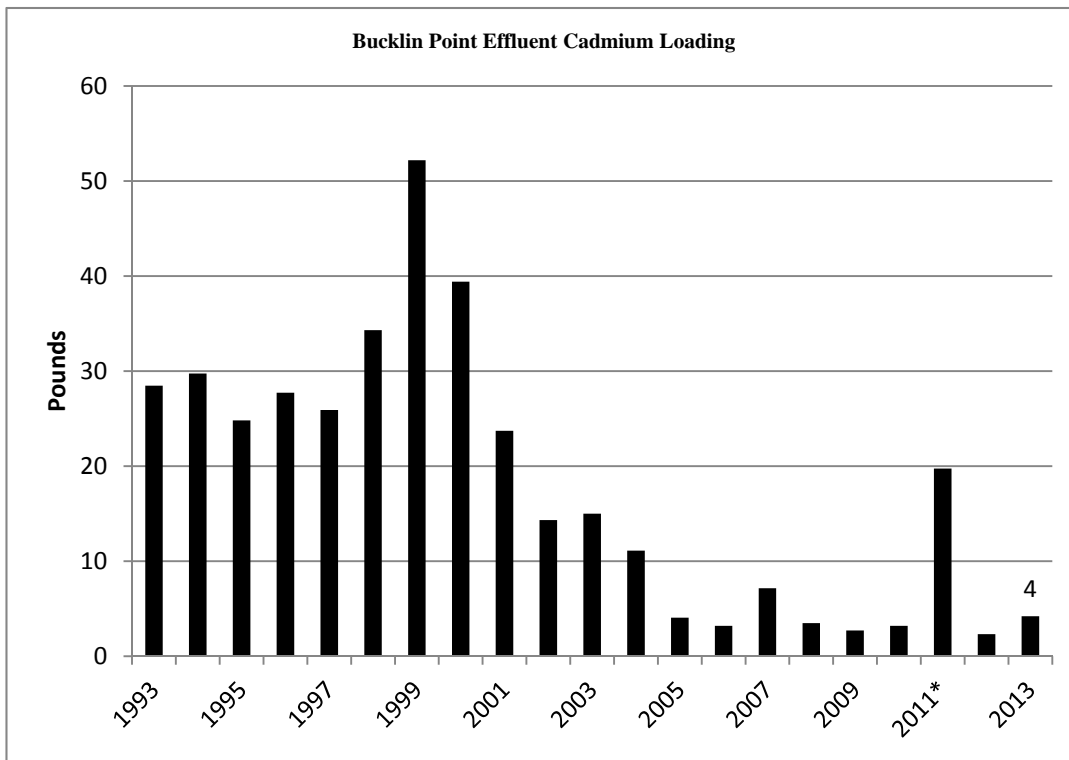
Total = Sum of Monthly Average Metals Concentrations (Cd, Cr, Cu, Pb, Hg, Ni, Ag, Zn)

Bucklin Point Effluent loading (lbs/year)

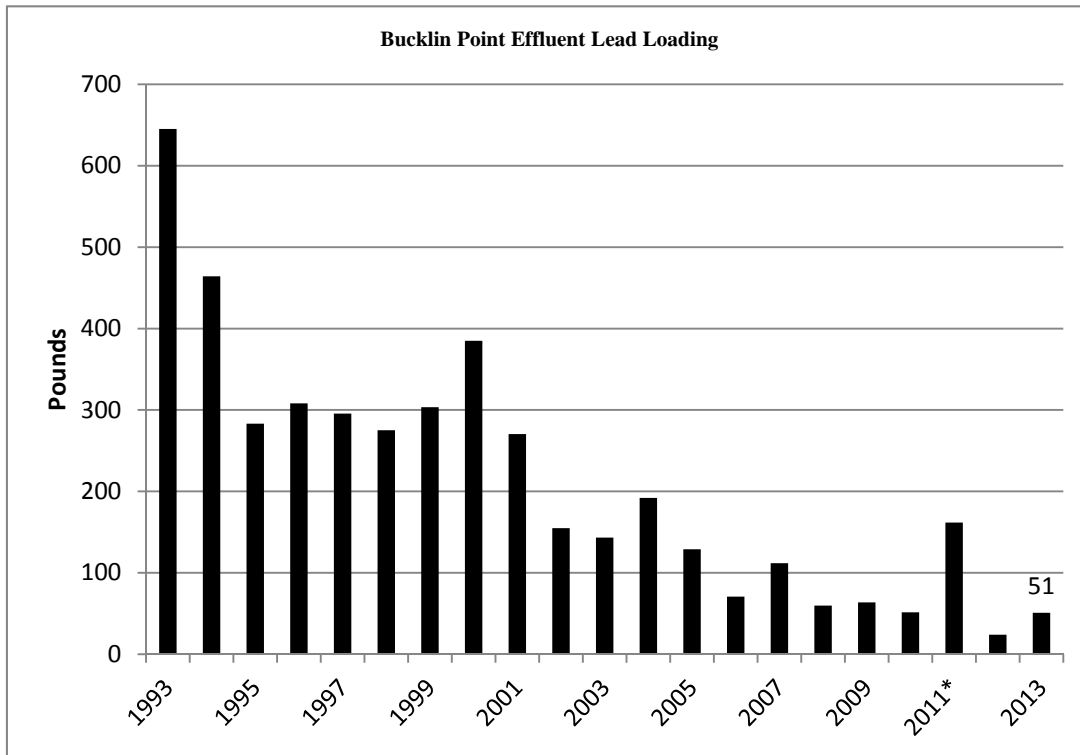
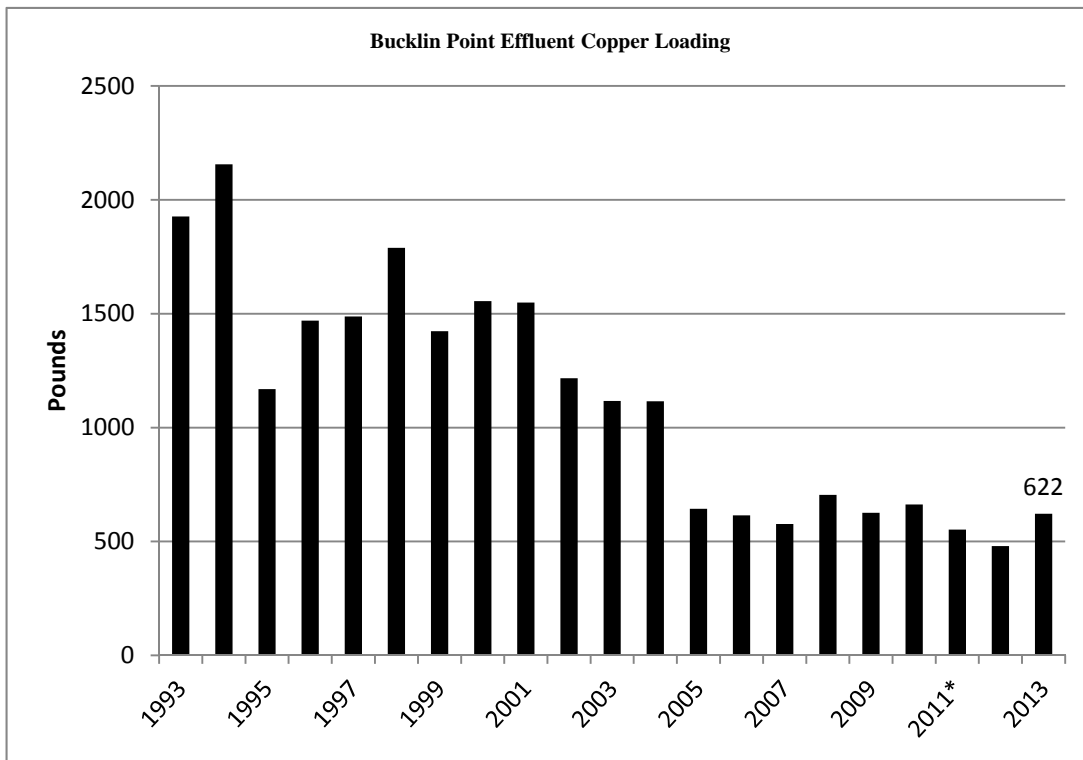
Year	Cadmium	Chromium	Copper	Lead	Mercury	Nickel	Silver	Zinc
1993	28		1927	645	9.13	3764	157	4664
1994	30	426	2156	464	25.92	2809	134	4142
1995	25	354	1169	283	21.17	2002	91	3007
1996	28	652	1469	308	6.94	1939	166	3388
1997	26	618	1488	296	6.57	2178	178	3546
1998	34	682	1790	275	8.40	2801	208	3800
1999	52	569	1424	303	5.84	2485	228	3616
2000	39	415	1556	385	7.67	3158	184	4549
2001	24	412	1549	270	6.94	2965	131	3621
2002	14	218	1217	155	2.13	2077	130	2690
2003	15	420	1117	143	1.20	2037	100	3084
2004	11	211	1116	192	1.80	2580	77	2864
2005	4	168	644	129	1.92	1823	28	3078
2006	3	277	615	71	0.71	1280	20	2768
2007	7	743	577	112	0.79	1185	13	2452
2008	3	1609	705	60	0.37	1125	10	2231
2009	3	204	626	64	0.25	736	5	2023
2010	3	118	663	51	2.08	517	4	2202
2011*	20	149	552	162	0.27	465	32	2266
2012	2	59	480	24	0.19	609	4	1893
2013	4	68	622	51	0.44	515	8	2333

* In 2011, several samples for Cadmium, Chromium, Lead, and Silver had to be analyzed on equipment with higher detection limits, resulting in an increase in loadings that was not actually reflective of what was being discharged at Bucklin Point.

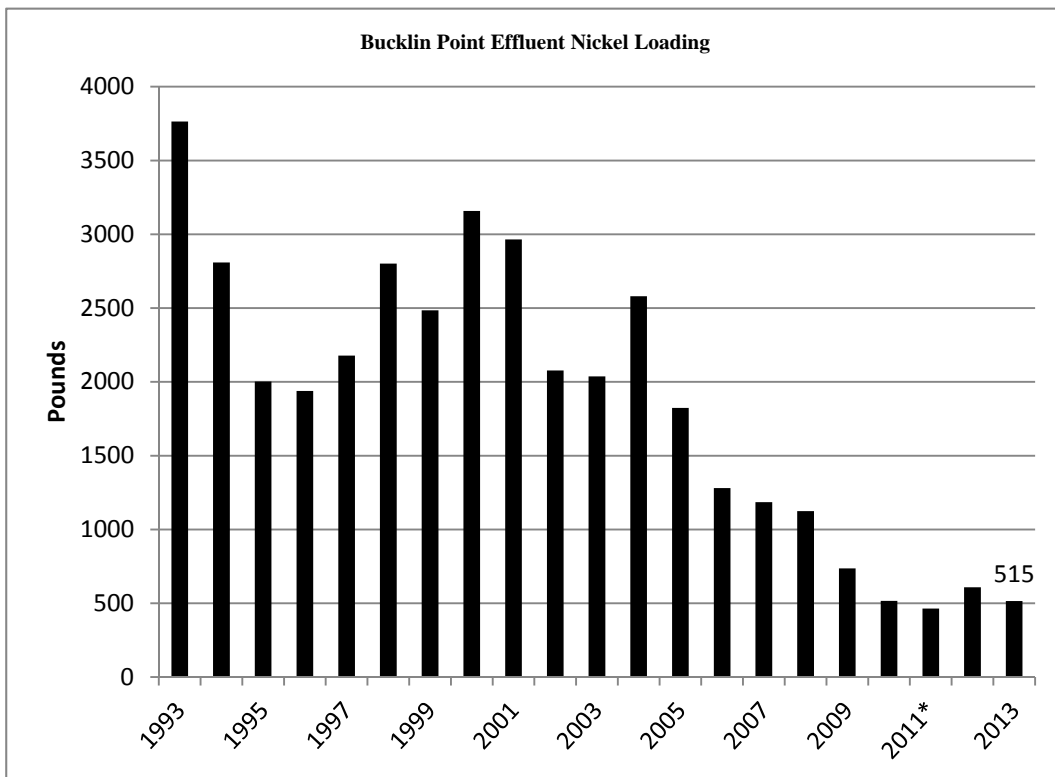
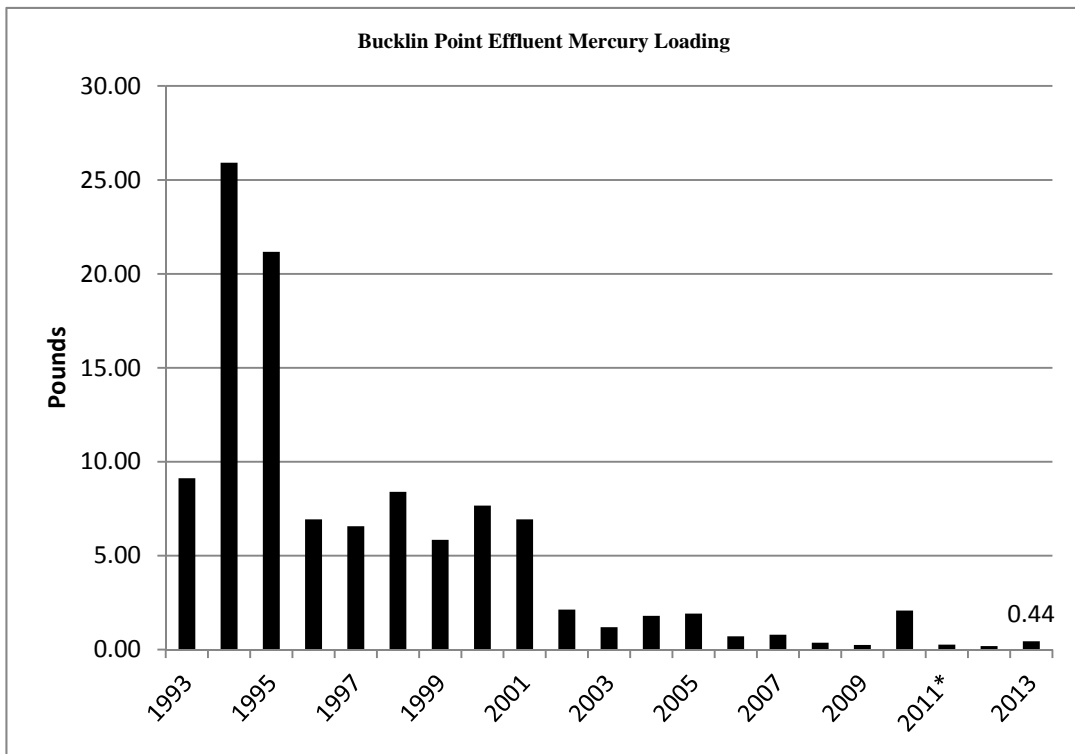
Bucklin Point Effluent Loading



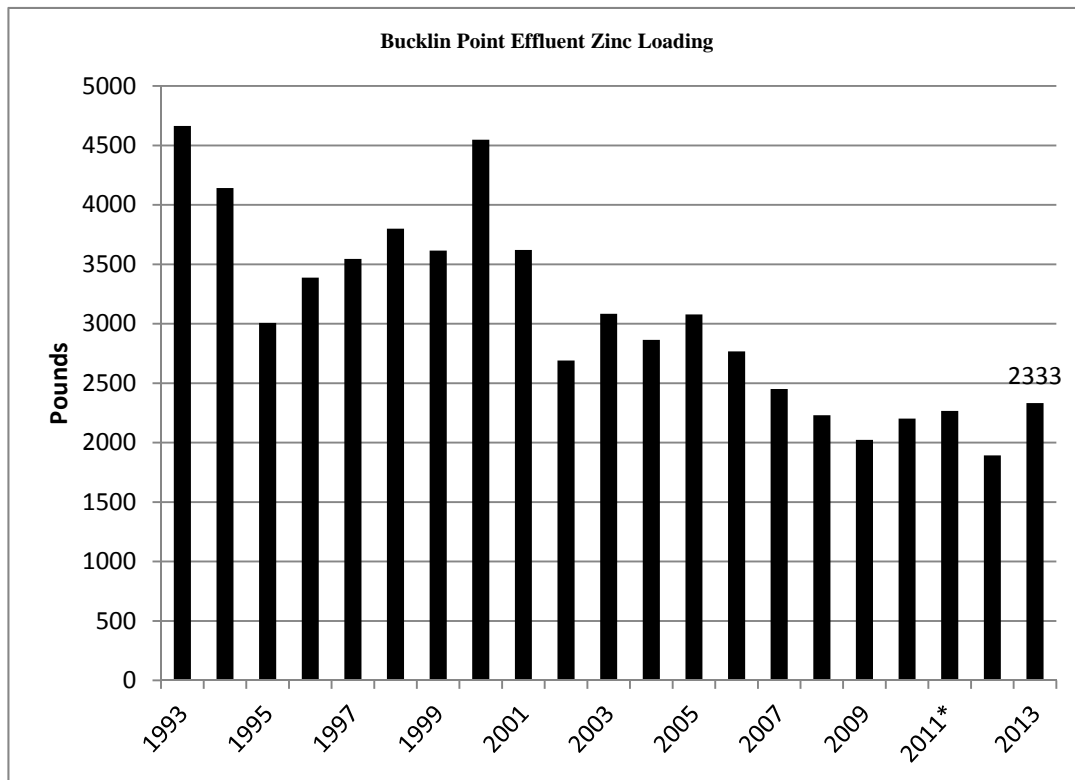
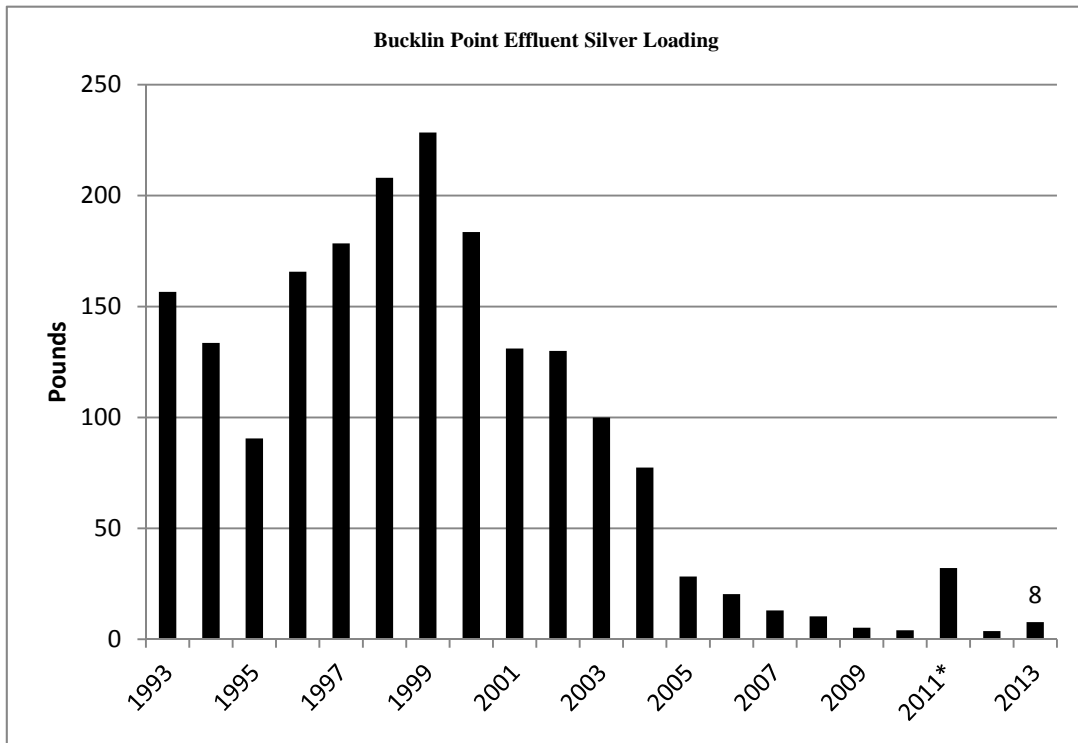
Bucklin Point Effluent Loading



Bucklin Point Effluent Loading



Bucklin Point Effluent Loading



***EFFLUENT DISSOLVED
METALS DATA

BUCKLIN POINT***

Bucklin Point Dissolved Metals 2013

all results in ppb

MDL = method detection limit

Date	Cd	Cd MDL*	Cr	Cr MDL	Cu	Cu MDL	Pb	Pb MDL	Ni	Ni MDL	Ag	Ag MDL	Zn	Zn MDL	Al	Al MDL	Fe	Fe MDL
1/8/2013	0.04	0.020	1.10	0.30	4.62	0.30	0.30	0.30	3.91	0.30	0.03	0.02	37.50	4.00	11.38	3.00	98.67	2.00
2/5/2013	0.04	0.020	0.75	0.30	4.94	0.30	0.40	0.30	8.00	0.30	0.04	0.02	43.73	4.00	9.55	3.00	81.56	2.00
3/5/2013	0.05	0.020	0.54	0.30	3.20	0.30	0.34	0.30	5.39	0.30	0.03	0.02	32.66	4.00	10.30	3.00	79.97	2.00
4/2/2013	0.05	0.020	0.90	0.30	8.71	0.30	0.30	0.30	3.52	0.30	0.04	0.02	36.44	4.00	8.57	3.00	56.43	2.00
5/7/2013	0.04	0.020	0.73	0.30	5.31	0.30	0.30	0.30	13.32	0.30	0.03	0.02	33.83	4.00	10.75	3.00	91.01	2.00
6/4/2013	0.07	0.020	1.11	0.30	11.25	0.30	0.36	0.30	6.58	0.30	0.03	0.02	35.21	4.00	10.77	3.00	76.74	2.00
7/2/2013	0.05	0.020	0.51	0.30	15.94	0.30	0.30	0.30	7.48	0.30	0.04	0.02	32.90	4.00	10.80	3.00	69.10	2.00
8/6/2013	0.05	0.040	1.23	0.30	9.22	0.30	0.31	0.30	6.23	0.30	0.04	0.02	34.56	4.00	8.27	3.00	79.09	2.00
9/17/2013	0.02	0.040	0.83	0.30	3.82	0.30	0.34	0.30	8.32	0.30	0.02	0.02	37.60	4.00	10.27	3.00	78.12	2.00
10/8/2013	0.03	0.040	1.02	0.30	5.15	0.30	0.41	0.30	7.05	0.30	0.04	0.02	41.86	4.00	12.88	3.00	93.97	2.00
11/5/2013	0.04	0.040	1.07	0.30	13.88	0.30	0.22	0.30	8.59	0.30	0.02	0.02	37.29	4.00	11.46	3.00	91.66	2.00
12/3/2013	0.05	0.040	0.70	0.30	6.15	0.30	0.42	0.30	6.81	0.30	0.02	0.02	52.79	4.00	8.58	3.00	85.10	2.00

*MDL for Cd changed in August 2013

	Cd	Cr	Cu	Pb	Ni	Ag	Zn	Al	Fe
yearly average concentration	0.04	0.87	7.68	<0.31	7.10	0.03	38.03	10.30	81.79
yearly median concentration	0.04	0.86	5.73	0.30	6.93	0.03	36.87	10.53	80.77
yearly minimum concentration	0.02	0.51	3.20	<0.3	3.52	0.02	32.66	8.27	56.43
yearly maximum concentration	0.07	1.23	15.94	0.42	13.32	0.04	52.79	12.88	98.67

BIOASSAY DATA

BUCKLIN POINT

Bucklin Point WWTF Bioassay Results - 2013						
<i>Americamysis bahia</i>						
Acute	1st Quarter, 2013			2nd Quarter, 2013		
Test	Result	Permit Limit	Pass Y/N	Result	Permit Limit	Pass Y/N
LC ₅₀	>100%	>100%	Y	>100%	>100%	Y
A-NOEC	100%	N/A**	N/A	100%	N/A**	N/A
	3rd Quarter, 2013			4th Quarter, 2013		
Test	Result	Permit Limit	Pass Y/N	Result	Permit Limit	Pass Y/N
LC ₅₀	>100%	>100%	Y	>100%	>100%	Y
A-NOEC	100%	N/A**	N/A	100%	N/A**	N/A

* NOTE - % indicates Percent Effluent

** No permit limit exists for A-NOEC

LC₅₀ LC₅₀ is the effluent concentration that causes 50% mortality during the acute toxicity

A-NOEC No observable effect concentration: Highest concentration of the effluent in which 90% or more of the test animals survive

Acute Test continuous exposure to effluent for 48 hours

Bucklin Point WWTF Bioassay Results - 2013						
<i>Arbacia punctulata</i>						
Chronic	1st Quarter, 2013			2nd Quarter, 2013		
Test	Result	Permit Limit	Pass Y/N	Result	Permit Limit	Pass Y/N
C-NOEC	100%	50%	Y	100%	50%	Y
	3rd Quarter, 2013			4th Quarter, 2013		
Test	Result	Permit Limit	Pass Y/N	Result	Permit Limit	Pass Y/N
C-NOEC	100%	50%	Y	100%	50%	Y

* NOTE - % indicates Percent Effluent

C-NOEC Highest concentration of effluent with no observed effect on fertilization rates

Chronic test Tests for sublethal effects of effluent on specifically on fertilization rates of *A. punctulata* eggs. Exposure rate is 60 minutes

OIL AND GREASE DATA

BUCKLIN POINT

Bucklin Point Oil and Grease Data 2013

Bucklin Point Oil & Grease 2013

Date	Influent Flow MGD	Effluent Flow MGD	Influent Average ppm	Effluent Average ppm
1/8/2013	18.48	18.48	28.52	<4.0
2/5/2013	16.89	16.89	26.37	<4.0
3/5/2013	24.85	24.85	20.50	<4.0
4/2/2013	20.45	20.45	19.20	<4.0
5/7/2013	15.04	15.04	21.07	<4.0
6/4/2013	16.19	16.19	22.60	<4.0
7/2/2013	22.80	22.80	18.52	<4.0
8/6/2013	17.35	17.35	10.66	<4.0
9/17/2013	15.94	15.94	30.10	<4.0
10/8/2013	15.97	15.97	25.73	<4.0
11/5/2013	15.77	15.77	19.06	<4.0
12/3/2013	16.40	16.40	30.70	<4.0

***BOD, TSS, AND FECAL
COLIFORM DATA***

BUCKLIN POINT

**Bucklin Point 2013 Wastewater Treatment Plant
TSS, BOD and Fecal Coliform Data**

Date	Fecal Coliform		Influent Flow (MGD)	Raw Influent		Final Effluent	
	Bacteria (MPN/100 ml)			TSS (mg/L)	BOD (mg/L)	TSS (mg/L)	BOD (mg/L)
1/1/2013	2.0		19.16	132.00	225.28	5.00	2.80
1/2/2013	2.0		18.90	126.00	174.34	6.33	3.33
1/3/2013	2.0		18.38	130.70	195.78	4.67	3.31
1/4/2013	2.0		18.90	146.70	223.24	4.33	3.49
1/5/2013	2.0		18.15	130.70	168.69	6.33	3.34
1/6/2013	2.0		18.16	144.00	193.11	7.33	2.26
1/7/2013	2.0		17.95	161.30	197.11	4.33	2.40
1/8/2013	2.0		18.48	145.30	186.17	8.67	3.08
1/9/2013	3.0		18.29	189.30	197.55	6.33	3.75
1/10/2013	2.4		17.08	182.70	189.64	6.67	3.59
1/11/2013	2.4		20.59	137.30	180.90	5.33	3.84
1/12/2013	2.0		20.51	202.00	171.62	6.33	3.34
1/13/2013	2.0		18.18	128.70	165.71	6.33	2.73
1/14/2013	2.0		17.42	121.30	153.77	4.67	3.17
1/15/2013	2.0		18.67	164.70	176.35	10.00	3.72
1/16/2013	2.7		21.97	154.00	163.21	10.33	3.93
1/17/2013	2.4		19.83	124.00	135.17	6.00	4.05
1/18/2013	3.7		16.75	112.70	149.33	5.67	3.90
1/19/2013	2.0		18.15	118.70	164.54	6.33	3.53
1/20/2013	4.5		17.18	120.00	155.15	3.33	2.14
1/21/2013	2.0		17.60	170.00	163.64	5.33	3.53
1/22/2013	2.4		16.58	146.70	180.08	5.67	3.36
1/23/2013	2.6		16.56	158.00	191.98	3.67	3.14
1/24/2013	2.0		16.36	137.30	190.39	6.00	2.80
1/25/2013	2.7		16.71	140.00	210.83	3.33	2.90
1/26/2013	2.0		16.21	141.30	189.30	5.33	3.81
1/27/2013	3.2		16.05	156.00	218.06	8.67	2.90
1/28/2013	2.2		17.26	134.00	234.17	5.67	2.48
1/29/2013	3.6		17.94	184.70	194.13	11.67	3.02
1/30/2013	2.4		20.97	207.30	194.16	5.33	3.24
1/31/2013	12.1		29.86	240.00	250.42	24.67	17.17
2/1/2013	2.8		17.30	130.00	190.76	6.00	3.02
2/2/2013	2.0		17.29	140.00	173.19	7.33	3.44
2/3/2013	2.0		16.45	123.30	190.23	4.33	2.91
2/4/2013	2.8		16.74	135.30	193.59	8.33	3.46
2/5/2013	2.0		16.89	156.70	185.40	5.67	2.93
2/6/2013	2.0		16.31	129.30	186.69	9.33	2.39
2/7/2013	4.0		15.80	160.00	220.73	4.33	3.08
2/8/2013	2.4		17.17	148.70	204.55	11.00	3.42
2/9/2013	2.8		14.76	120.00	166.03	6.67	3.41
2/10/2013	2.0		15.57	153.30	205.00	8.33	3.18
2/11/2013	2.4		27.78	181.30	194.64	133.30	86.69
2/12/2013	2.0		25.24	156.00	165.04	19.00	9.20
2/13/2013	4.7		18.68	129.30	151.47	9.67	5.71
2/14/2013	10.9		18.47	135.30	153.33	6.67	4.75
2/15/2013	7.6		21.27	116.70	172.13	5.67	4.58

**Bucklin Point 2013 Wastewater Treatment Plant
TSS, BOD and Fecal Coliform Data**

Date	Fecal Coliform		Influent Flow (MGD)	Raw Influent		Final Effluent	
	Bacteria (MPN/100 ml)			TSS (mg/L)	BOD (mg/L)	TSS (mg/L)	BOD (mg/L)
2/16/2013	2.4		19.18	121.30	155.96	5.67	3.36
2/17/2013	3.4		18.37	131.30	203.40	7.33	2.70
2/18/2013	2.0		17.65	136.70	177.23	8.33	3.30
2/19/2013	2.4		32.52	148.70	171.75	84.33	47.21
2/20/2013	4.3		20.35	149.30	158.06	6.00	5.46
2/21/2013	3.2		18.19	114.00	184.81	6.67	4.05
2/22/2013	3.4		18.67	119.30	169.72	4.33	3.21
2/23/2013	7.4		28.82	118.70	184.96	88.67	56.22
2/24/2013	518.8		41.52	136.00	131.19	47.33	28.69
2/25/2013	3.9		23.51	128.00	153.40	22.33	11.68
2/26/2013	4.7		22.65	116.70	141.91	19.33	8.96
2/27/2013	13.1		68.68	130.00	129.21	48.67	19.65
2/28/2013	4.4		32.81	92.00	98.08	16.33	12.17
3/1/2013	3.8		29.65	87.33	122.30	13.00	8.00
3/2/2013	3.4		28.51	96.67	105.50	11.33	6.26
3/3/2013	3.6		26.45	74.67	123.06	9.67	4.98
3/4/2013	3.4		25.54	80.67	122.59	15.00	10.82
3/5/2013	18.7		24.85	90.00	119.74	6.33	5.31
3/6/2013	12.3		25.49	136.70	129.63	8.67	5.25
3/7/2013	8.5		32.62	119.30	155.29	34.67	12.21
3/8/2013	8.2		28.61	74.67	116.99	32.00	17.74
3/9/2013	2.4		26.40	85.33	116.46	15.00	7.50
3/10/2013	2.0		23.43	86.00	116.24	7.33	3.12
3/11/2013	2.0		24.09	89.33	138.92	4.00	3.79
3/12/2013	3.6		39.01	108.00	128.47	39.67	29.52
3/13/2013	3.4		25.45	136.00	126.04	9.00	5.29
3/14/2013	4.8		25.20	84.67	116.66	12.00	7.35
3/15/2013	2.4		24.29	86.67	141.45	10.00	5.57
3/16/2013	4.6		24.01	104.70	139.42	7.00	5.06
3/17/2013	8.5		22.78	112.00	147.76	8.33	4.42
3/18/2013	9.9		22.64	110.70	143.79	8.00	5.48
3/19/2013	10.6		40.01	133.30	150.93	170.70	106.37
3/20/2013	6.4		24.17	96.67	129.55	8.67	6.52
3/21/2013	3.4		23.73	99.33	129.48	8.00	4.34
3/22/2013	2.7		22.82	97.33	143.09	7.00	3.99
3/23/2013	3.1		22.94	106.70	150.04	8.67	5.89
3/24/2013	4.4		21.48	106.00	147.76	7.67	7.18
3/25/2013	3.4		22.74	126.00	142.55	11.00	5.88
3/26/2013	8.0		22.68	133.30	167.39	14.00	7.77
3/27/2013	2.6		22.05	132.67	162.93	10.67	9.14
3/28/2013	2.0		21.72	128.00	159.10	13.33	8.72
3/29/2013	4.0		21.18	138.00	169.74	16.33	8.44
3/30/2013	2.8		19.82	122.00	164.31	18.33	7.58
3/31/2013	4.0		20.48	131.33	196.90	180.67	84.01
4/1/2013	7.3		27.41	164.00	214.95	53.33	46.82
4/2/2013	3.4		20.45	142.00	162.91	8.00	6.80

**Bucklin Point 2013 Wastewater Treatment Plant
TSS, BOD and Fecal Coliform Data**

Date	Fecal Coliform		Influent Flow (MGD)	Raw Influent		Final Effluent	
	Bacteria (MPN/100 ml)			TSS (mg/L)	BOD (mg/L)	TSS (mg/L)	BOD (mg/L)
4/3/2013	4.5		19.89	143.33	158.29	14.67	5.16
4/4/2013	2.4		19.56	163.33	163.26	11.00	6.43
4/5/2013	2.4		19.44	119.33	193.03	6.22	7.18
4/6/2013	2.0		18.65	116.67	186.51	5.67	7.73
4/7/2013	2.4		19.38	146.00	172.08	8.33	5.60
4/8/2013	2.4		18.54	136.00	178.85	10.67	7.72
4/9/2013	2.8		18.44	151.33	214.26	14.00	8.11
4/10/2013	10.1		23.89	200.67	221.03	33.67	31.47
4/11/2013	7.9		20.57	157.33	189.62	2.00	4.32
4/12/2013	9.9		30.72	152.00	196.40	15.67	15.66
4/13/2013	2.8		19.09	99.33	151.34	5.33	5.85
4/14/2013	2.8		18.36	144.00	172.33	6.33	5.41
4/15/2013	3.1		17.76	130.00	182.25	10.67	5.10
4/16/2013	79.6		17.93	146.00	229.38	5.67	9.53
4/17/2013	2.0		16.72	144.00	202.08	6.33	5.49
4/18/2013	4.9		16.22	143.33	130.11	6.67	2.92
4/19/2013	2.8		17.27	150.67	180.03	41.67	32.99
4/20/2013	174.3		29.08	154.00	200.04	54.67	38.38
4/21/2013	2.8		16.88	136.67	194.27	4.67	6.09
4/22/2013	2.4		18.76	144.00	204.50	11.33	5.56
4/23/2013	2.4		18.39	149.33	211.79	13.00	12.79
4/24/2013	8.1		17.54	158.67	223.25	10.67	7.21
4/25/2013	25.0		16.64	154.00	218.69	9.00	8.57
4/26/2013	8.4		16.58	142.67	238.84	7.40	6.19
4/27/2013	7.3		16.36	157.33	200.88	6.33	5.11
4/28/2013	12.2		16.51	149.33	194.11	9.67	5.16
4/29/2013	3.9		16.87	144.67	210.25	7.33	5.29
4/30/2013	3.1		16.11	188.67	154.47	10.67	6.45
5/1/2013	7.1		16.00	177.33	241.43	10.67	6.00
5/2/2013	13.0		15.75	151.33	224.00	8.67	6.42
5/3/2013	12.1		15.63	153.33	234.19	7.67	6.87
5/4/2013	9.5		15.45	157.33	230.43	7.67	6.43
5/5/2013	8.6		15.08	156.67	185.68	8.67	6.54
5/6/2013	32.9		15.05	179.33	225.55	11.33	6.30
5/7/2013	11.1		15.04	199.33	231.96	11.33	5.90
5/8/2013	12.4		19.93	217.33	242.08	34.67	20.62
5/9/2013	5.9		23.68	272.67	283.66	25.00	17.72
5/10/2013	2.8		15.43	144.00	222.13	4.44	7.71
5/11/2013	5.7		18.73	168.67	211.55	5.67	7.96
5/12/2013	5.4		16.01	136.67	202.24	4.00	5.24
5/13/2013	3.9		16.04	139.33	199.44	3.67	4.19
5/14/2013	8.1		16.01	167.33	205.30	6.00	10.23
5/15/2013	5.3		16.50	171.33	219.93	6.67	6.06
5/16/2013	5.1		15.79	170.00	232.19	6.33	4.68
5/17/2013	14.4		14.83	172.00	212.83	5.67	3.12
5/18/2013	7.9		14.86	166.67	204.85	4.33	4.18

**Bucklin Point 2013 Wastewater Treatment Plant
TSS, BOD and Fecal Coliform Data**

Date	Fecal Coliform		Influent Flow (MGD)	Raw Influent		Final Effluent	
	Bacteria (MPN/100 ml)			TSS (mg/L)	BOD (mg/L)	TSS (mg/L)	BOD (mg/L)
5/19/2013	13.9		15.49	178.00	201.54	7.67	2.83
5/20/2013	2.4		15.34	178.67	205.05	6.33	3.46
5/21/2013	11.6		16.71	184.00	209.79	8.67	3.28
5/22/2013	13.4		15.77	215.33	255.93	4.00	2.52
5/23/2013	4.3		16.14	174.00	210.60	111.00	66.26
5/24/2013	552.1		33.68	176.00	148.20	6.67	3.06
5/25/2013	4.3		20.76	150.00	192.82	4.33	2.00
5/26/2013	4.6		15.35	126.00	216.44	4.33	2.00
5/27/2013	6.4		14.89	159.33	214.69	8.33	2.80
5/28/2013	4.8		15.85	150.67	204.05	4.33	2.50
5/29/2013	10.0		24.68	197.33	218.29	30.33	11.04
5/30/2013	4.2		25.05	168.00	166.74	4.33	2.02
5/31/2013	6.4		14.97	150.00	191.44	5.67	3.49
6/1/2013	2.4		15.03	158.00	215.59	4.33	2.00
6/2/2013	3.9		15.30	178.67	183.65	6.33	2.25
6/3/2013	6.7		24.04	204.67	220.56	16.33	3.96
6/4/2013	7.4		16.19	156.00	203.02	4.67	2.11
6/5/2013	7.6		15.94	166.00	207.35	5.00	2.38
6/6/2013	12.2		15.78	189.33	199.84	6.67	3.00
6/7/2013	5.5		61.98	184.00	194.54	14.00	5.89
6/8/2013	7.2		52.88	173.33	90.14	10.00	6.12
6/9/2013	7.0		25.37	92.00	112.92	5.67	4.48
6/10/2013	9.4		35.21	98.67	117.49	12.00	4.60
6/11/2013	15.9		66.72	125.33	128.09	21.33	7.35
6/12/2013	8.5		33.90	80.67	90.65	19.00	10.66
6/13/2013	11.7		36.93	81.33	103.38	11.00	5.66
6/14/2013	8.4		68.87	77.33	63.35	18.22	5.84
6/15/2013	9.8		41.47	78.00	88.43	8.33	3.94
6/16/2013	4.3		31.82	77.33	111.95	5.67	3.65
6/17/2013	5.4		29.97	90.67	116.63	6.67	4.01
6/18/2013	4.6		35.94	107.33	122.84	10.00	4.87
6/19/2013	5.8		31.22	102.00	121.17	7.33	3.41
6/20/2013	7.7		27.85	88.00	117.95	7.00	3.97
6/21/2013	5.7		26.81	102.00	135.75	7.33	3.97
6/22/2013	3.3		25.68	109.33	161.82	4.33	3.16
6/23/2013	4.0		24.99	125.33	142.80	5.00	3.04
6/24/2013	4.8		25.28	131.33	155.52	11.33	3.88
6/25/2013	8.6		23.95	150.67	177.20	10.67	3.51
6/26/2013	10.0		28.33	126.00	157.16	12.33	5.05
6/27/2013	7.4		23.92	166.67	155.17	12.67	4.15
6/28/2013	17.1		33.36	154.67	147.74	11.47	3.63
6/29/2013	4.0		27.75	130.67	145.89	8.33	4.11
6/30/2013	6.4		24.61	110.00	142.14	8.67	4.30
7/1/2013	5.5		29.03	128.00	148.90	10.67	3.98
7/2/2013	12.8		22.80	132.67	146.67	7.67	3.51
7/3/2013	9.0		22.03	132.00	170.68	7.33	4.07

**Bucklin Point 2013 Wastewater Treatment Plant
TSS, BOD and Fecal Coliform Data**

Date	Fecal Coliform		Influent Flow (MGD)	Raw Influent		Final Effluent	
	Bacteria (MPN/100 ml)			TSS (mg/L)	BOD (mg/L)	TSS (mg/L)	BOD (mg/L)
7/4/2013	20.2		20.65	134.00	147.77	9.67	4.02
7/5/2013	39.6		20.42	127.33	139.90	13.00	4.91
7/6/2013	14.6		19.67	139.33	171.62	8.33	3.97
7/7/2013	16.2		19.59	149.33	160.82	9.33	4.00
7/8/2013	25.7		19.64	144.00	149.40	13.00	4.07
7/9/2013	14.2		20.43	146.67	169.88	8.67	3.85
7/10/2013	12.6		20.53	140.67	167.21	7.67	3.52
7/11/2013	17.0		30.07	142.67	179.98	7.00	4.84
7/12/2013	35.9		20.91	131.33	161.59	7.39	3.61
7/13/2013	13.0		23.92	141.33	158.73	6.67	4.33
7/14/2013	34.9		18.91	122.00	146.83	8.00	4.53
7/15/2013	13.5		18.53	124.00	169.20	8.67	5.39
7/16/2013	27.4		18.24	156.67	155.37	8.67	3.19
7/17/2013	19.0		19.13	152.67	138.47	10.00	2.93
7/18/2013	14.5		18.52	135.33	156.83	5.33	2.81
7/19/2013	38.4		19.14	147.33	186.60	6.33	6.90
7/20/2013	4.3		22.48	150.67	180.50	7.67	3.50
7/21/2013	11.4		18.36	188.00	185.08	4.33	2.34
7/22/2013	4.6		18.74	136.67	158.35	6.00	2.00
7/23/2013	5.3		30.37	187.33	187.47	11.67	3.55
7/24/2013	22.5		19.50	117.33	135.12	7.33	2.18
7/25/2013	5.8		28.65	139.33	165.43	12.33	3.26
7/26/2013	22.1		28.92	111.33	130.53	9.11	2.45
7/27/2013	3.3		19.15	126.67	151.98	3.33	2.68
7/28/2013	7.3		18.08	142.00	158.21	4.33	2.00
7/29/2013	19.8		21.87	169.33	172.20	5.67	2.00
7/30/2013	11.0		18.19	156.67	174.17	5.67	2.00
7/31/2013	7.5		18.13	144.00	169.50	5.33	2.00
8/1/2013	16.9		18.37	147.33	251.95	5.33	2.25
8/2/2013	4.8		20.10	180.67	201.75	4.78	2.25
8/3/2013	10.6		18.02	150.67	181.20	3.67	2.00
8/4/2013	16.1		16.97	154.00	240.28	2.00	2.00
8/5/2013	4.2		17.10	143.33	168.54	3.67	2.00
8/6/2013	4.8		17.35	130.00	206.10	2.00	2.00
8/7/2013	19.9		17.42	160.67	189.94	6.33	5.64
8/8/2013	9.8		18.67	222.00	221.98	3.44	2.14
8/9/2013	18.2		45.98	158.67	162.02	22.22	5.95
8/10/2013	8.5		19.39	106.00	120.58	4.78	2.33
8/11/2013	3.4		17.61	104.00	152.41	8.17	2.20
8/12/2013	7.6		18.19	142.00	155.02	9.67	2.08
8/13/2013	3.4		19.32	144.67	170.64	5.33	2.20
8/14/2013	6.9		18.12	157.33	177.92	6.00	2.81
8/15/2013	14.4		17.44	151.33	175.80	4.00	2.55
8/16/2013	8.1		17.59	158.67	200.59	4.89	2.92
8/17/2013	2.8		17.08	151.33	203.94	4.67	2.53
8/18/2013	4.6		17.46	164.67	185.55	7.67	2.27

**Bucklin Point 2013 Wastewater Treatment Plant
TSS, BOD and Fecal Coliform Data**

Date	Fecal Coliform		Influent Flow (MGD)	Raw Influent		Final Effluent	
	Bacteria (MPN/100 ml)			TSS (mg/L)	BOD (mg/L)	TSS (mg/L)	BOD (mg/L)
8/19/2013	6.0		17.76	150.00	182.76	5.00	2.71
8/20/2013	7.8		16.87	153.33	217.70	6.67	3.14
8/21/2013	8.2		16.52	166.58	188.05	3.67	2.50
8/22/2013	7.7		17.87	123.90	187.46	8.00	2.96
8/23/2013	10.6		17.02	192.00	232.42	3.00	2.56
8/24/2013	2.4		16.22	165.33	195.03	4.33	3.54
8/25/2013	3.4		16.13	132.67	174.48	5.67	2.44
8/26/2013	3.1		17.40	164.67	200.28	8.00	2.85
8/27/2013	13.6		27.21	181.33	261.37	11.33	3.96
8/28/2013	3.5		17.08	145.33	200.43	5.00	2.74
8/29/2013	13.9		18.14	158.00	237.30	2.67	2.51
8/30/2013	2.8		17.11	181.33	278.41	5.33	2.39
8/31/2013	5.7		17.54	211.33	215.96	4.67	2.00
9/1/2013	2.8		21.41	348.00	360.92	7.33	2.21
9/2/2013	3.8		29.79	128.00	151.55	15.33	4.19
9/3/2013	3.4		19.49	124.67	157.78	7.67	3.07
9/4/2013	6.4		17.46	178.00	186.50	2.00	5.02
9/5/2013	5.5		18.98	170.67	206.23	3.67	2.30
9/6/2013	4.5		16.66	146.00	220.50	4.00	2.31
9/7/2013	7.9		17.17	163.33	228.05	5.33	3.38
9/8/2013	33.9		17.13	132.00	186.48	2.67	4.19
9/9/2013	4.2		17.44	157.33	183.23	3.00	2.30
9/10/2013	6.6		18.11	194.00	212.90	3.33	2.42
9/11/2013	5.7		16.82	203.33	226.78	2.00	2.00
9/12/2013	7.1		20.28	225.33	279.01	7.00	3.43
9/13/2013	11.8		26.52	181.33	171.07	4.67	2.33
9/14/2013	5.4		16.40	185.33	261.73	2.33	2.16
9/15/2013	2.8		15.92	150.00	210.58	2.00	2.23
9/16/2013	3.4		17.33	142.67	200.35	2.67	2.59
9/17/2013	5.7		15.94	192.00	219.11	4.67	2.64
9/18/2013	8.6		16.19	176.00	207.94	4.67	3.06
9/19/2013	5.7		16.10	181.33	203.92	4.67	4.44
9/20/2013	10.2		16.39	164.00	229.58	17.67	5.44
9/21/2013	6.4		16.61	189.33	212.32	3.67	2.74
9/22/2013	10.8		26.11	246.67	206.20	4.67	3.13
9/23/2013	3.3		15.53	160.00	203.05	3.33	2.00
9/24/2013	4.9		15.35	160.00	203.58	5.67	2.35
9/25/2013	6.1		15.53	154.67	192.08	2.00	2.20
9/26/2013	7.3		15.54	174.00	263.35	2.00	2.47
9/27/2013	2.4		15.88	214.00	244.42	7.33	4.00
9/28/2013	3.9		15.62	166.00	224.64	4.33	2.43
9/29/2013	2.8		15.38	154.00	198.02	3.67	2.39
9/30/2013	2.8		15.47	164.00	210.25	7.00	3.51
10/1/2013	6.6		15.43	194.00	211.51	7.00	2.58
10/2/2013	8.0		16.34	178.67	207.15	4.33	2.36
10/3/2013	2.8		15.88	177.33	224.76	5.33	2.35

**Bucklin Point 2013 Wastewater Treatment Plant
TSS, BOD and Fecal Coliform Data**

Date	Fecal Coliform		Influent Flow (MGD)	Raw Influent		Final Effluent	
	Bacteria (MPN/100 ml)			TSS (mg/L)	BOD (mg/L)	TSS (mg/L)	BOD (mg/L)
10/4/2013	4.9		21.85	212.67	220.88	14.67	5.27
10/5/2013	2.0		16.38	163.33	314.34	5.33	2.39
10/6/2013	3.8		17.21	190.67	211.51	9.33	2.58
10/7/2013	6.6		18.35	165.33	208.66	9.67	3.20
10/8/2013	6.4		15.97	184.00	214.20	8.33	3.63
10/9/2013	12.3		16.22	150.67	187.10	2.67	4.57
10/10/2013	3.6		16.49	169.33	242.85	4.33	2.87
10/11/2013	3.2		15.96	175.33	264.39	5.33	3.29
10/12/2013	9.1		17.83	184.67	276.49	4.33	3.97
10/13/2013	7.0		15.83	154.67	223.15	7.00	2.70
10/14/2013	3.7		15.82	152.00	204.95	3.67	2.95
10/15/2013	2.8		15.46	179.33	227.02	3.33	3.75
10/16/2013	2.6		16.45	192.67	240.29	9.00	3.87
10/17/2013	46.5		16.48	217.33	248.83	8.33	4.90
10/18/2013	2.7		15.30	195.33	271.05	8.33	3.25
10/19/2013	9.3		15.45	180.00	268.13	5.89	3.73
10/20/2013	9.6		14.72	152.00	211.45	4.33	2.93
10/21/2013	2.8		15.47	160.00	228.70	4.67	3.68
10/22/2013	4.0		16.36	213.33	257.27	7.67	2.98
10/23/2013	6.5		17.49	210.00	211.76	4.33	2.21
10/24/2013	2.4		15.49	189.33	232.39	5.33	2.10
10/25/2013	5.4		15.15	202.00	278.60	7.00	4.35
10/26/2013	2.8		15.35	189.33	265.62	5.67	2.00
10/27/2013	2.4		15.18	174.00	230.55	3.33	2.09
10/28/2013	4.4		15.53	176.67	222.91	6.00	2.07
10/29/2013	4.5		16.12	200.00	215.39	5.33	2.00
10/30/2013	3.4		16.28	202.00	222.86	6.33	2.08
10/31/2013	5.2		15.98	202.67	252.59	8.00	3.29
11/1/2013	5.4		17.54	218.00	275.23	4.67	2.00
11/2/2013	2.0		15.21	222.00	256.54	7.33	2.66
11/3/2013	3.4		15.71	214.67	234.93	5.67	2.23
11/4/2013	3.1		15.13	158.67	242.01	2.00	2.45
11/5/2013	2.4		15.77	206.00	244.36	4.33	2.25
11/6/2013	4.8		16.32	190.00	223.75	2.00	2.06
11/7/2013	7.9		23.18	203.33	239.58	8.00	3.89
11/8/2013	4.1		15.38	174.00	213.83	3.00	2.50
11/9/2013	4.8		15.82	154.67	218.31	3.33	2.18
11/10/2013	3.2		15.76	172.00	243.67	3.67	2.00
11/11/2013	4.1		15.55	208.67	246.59	5.00	2.00
11/12/2013	5.6		17.83	196.00	241.10	7.00	2.69
11/13/2013	3.0		14.72	220.67	277.16	7.67	2.11
11/14/2013	6.1		15.79	168.00	240.17	6.33	2.75
11/15/2013	8.9		16.31	216.00	256.61	7.00	2.22
11/16/2013	4.3		15.47	212.67	239.03	3.67	2.17
11/17/2013	4.8		18.75	189.33	255.00	8.00	3.09
11/18/2013	5.7		25.07	246.00	268.11	43.67	10.23

**Bucklin Point 2013 Wastewater Treatment Plant
TSS, BOD and Fecal Coliform Data**

Date	Fecal Coliform	Influent Flow (MGD)	Raw Influent TSS (mg/L)	Raw Influent BOD (mg/L)	Final Effluent TSS (mg/L)	Final Effluent BOD (mg/L)
	Bacteria (MPN/100 ml)					
11/19/2013	3.4	15.84	202.00	259.44	10.67	2.71
11/20/2013	4.3	15.68	195.33	272.43	6.33	2.68
11/21/2013	2.8	15.72	187.33	241.57	6.33	2.44
11/22/2013	3.8	18.30	202.00	259.51	8.67	3.61
11/23/2013	2.4	15.26	172.00	195.41	3.67	2.48
11/24/2013	3.4	14.96	178.00	253.29	8.33	2.84
11/25/2013	2.0	14.92	284.00	297.60	9.67	2.11
11/26/2013	4.5	17.08	250.00	251.33	303.33	58.63
11/27/2013	14957.8	75.36	168.67	172.06	186.67	32.06
11/28/2013	3.4	18.24	94.00	150.39	3.67	2.50
11/29/2013	2.0	16.24	126.67	228.88	6.67	2.60
11/30/2013	2.8	16.23	146.67	230.13	4.67	2.78
12/1/2013	4.0	23.41	147.33	205.32	5.67	2.13
12/2/2013	2.4	17.26	122.67	172.06	4.67	2.02
12/3/2013	2.0	16.40	159.33	240.18	7.33	2.00
12/4/2013	2.0	16.84	149.33	200.25	4.67	2.00
12/5/2013	2.4	17.28	165.33	244.96	4.67	2.00
12/6/2013	2.4	23.04	192.00	289.31	34.67	8.16
12/7/2013	6.2	27.38	141.33	175.32	7.33	2.00
12/8/2013	8.5	17.25	142.67	208.39	2.00	2.54
12/9/2013	2.0	23.82	152.00	184.46	5.00	2.05
12/10/2013	7.6	19.15	167.33	199.22	7.67	2.18
12/11/2013	3.2	17.33	149.33	220.80	2.00	2.00
12/12/2013	3.4	16.62	154.67	213.54	5.00	2.00
12/13/2013	2.4	16.80	162.00	343.84	4.67	2.00
12/14/2013	3.3	16.87	156.00	225.54	2.00	2.00
12/15/2013	4.8	36.65	140.67	178.79	34.67	8.15
12/16/2013	2.0	17.59	113.33	185.48	11.00	5.10
12/17/2013	2.0	17.65	154.00	214.13	6.67	2.00
12/18/2013	2.3	16.99	146.00	207.65	4.33	2.04
12/19/2013	3.4	18.23	148.67	230.90	5.67	2.00
12/20/2013	2.8	20.01	176.67	217.26	4.67	2.13
12/21/2013	2.4	19.68	186.00	220.28	3.67	2.00
12/22/2013	2.0	18.14	150.00	213.38	3.33	2.17
12/23/2013	2.0	33.94	196.00	210.44	10.67	6.81
12/24/2013	2.4	19.66	127.33	180.76	2.33	2.78
12/25/2013	2.0	17.15	146.00	216.17	2.00	2.05
12/26/2013	2.7	18.63	143.33	205.52	5.67	2.05
12/27/2013	2.0	18.59	182.00	221.99	6.33	2.00
12/28/2013	2.4	18.53	136.67	227.94	6.00	2.68
12/29/2013	2.7	39.44	170.00	224.88	10.33	7.22
12/30/2013	2.0	21.04	130.67	143.04	5.33	2.50
12/31/2013	3.1	19.82	123.33	172.02	5.33	2.23

SLUDGE DATA

BUCKLIN POINT

Bucklin Point Metals Loading from Final Sludge (lbs/yr)

Year	Arsenic	Beryllium	Cadmium	Copper	Chromium	Lead	Mercury	Molybdeum	Nickel	Selenium	Silver	Zinc	Cyanide
1994	16.2		35.4	3839.7	655.5	723.4	84.2		627.6		171.3	4234.5	64.3
1995			35.8	4306.7	681.0	551.8	55.9		539.8		126.2	3495.8	57.6
1996													
1997	16.0		52.9	4589.3	1177.6	1183.6	16.0		1074.4		339.8	4349.4	58.9
1998	12.2		44.8	4743.4	1263.0	1128.3	12.2		977.8		463.4	5838.9	27.7
1999	11.1		44.4	3906.8	993.6	930.3	11.1		716.9		473.0	5945.8	24.3
2000	38.3		60.8	5164.7	1304.1	1073.2	16.8	171.8	1345.4		467.7	7104.0	24.8
2001	57.8	13.6	38.6	4132.9	1003.3	900.1	12.0	167.4	985.3	44.4	371.2	6336.5	33.6
2002	43.7	6.1	27.1	4565.0	755.0	1034.3	18.0	148.9	840.7	37.6	385.8	7226.0	13.3
2003	30.2	6.6	29.2	3439.4	2669.3	772.3	10.0	69.3	868.1	32.1	273.0	5973.1	8.9
2004	27.6	7.3	45.5	3733.7	851.5	739.0	11.6	62.0	794.7	36.1	225.0	6759.2	7.6
2005	18.8	5.9	30.9	4468.6	969.5	682.1	8.9	77.4	781.5	32.5	153.0	5469.7	10.3
2006	25.5	2.0	24.4	3657.0	2398.8	713.0	6.8	37.1	1089.2	33.9	165.4	4953.9	12.0
2007	11.2	5.2	25.7	4676.1	4143.3	633.5	9.3	70.7	1389.7	14.4	177.5	5635.0	22.8
2008	8.9	14.1	23.3	4209.5	5594.6	585.4	36.0	84.7	1568.6	17.4	116.8	5519.0	27.4
2009	18.1	8.2	20.6	3132.4	1054.3	516.6	4.6	79.6	438.2	14.6	62.5	4895.0	19.3
2010	20.7	7.0	17.5	3075.2	619.0	445.7	14.4	74.3	318.1	14.6	58.1	3949.5	17.1
2011	19.3	9.0	13.9	2159.5	499.9	474.2	4.9	90.0	294.1	15.1	66.4	3583.1	14.5
2012	18.2	8.4	13.5	2502.2	370.6	370.7	4.3	84.3	269.2	16.0	56.8	3388.8	24.9
2013	21.1	1.9	11.7	2493.6	349.5	381.4	4.0	45.4	271.9	21.2	54.1	3264.5	19.6

Bucklin Point Dry Sludge Analysis for Metals

Date	Sludge		Silver		Arsenic		Beryllium		Cadmium		Chromium		Copper		Molybdenum		Nickel		Lead		Selenium		Zinc		Mercury		Cyanide	
	Tons	ppm	lbs	ppm	lbs	ppm	lbs	ppm	lbs	ppm	lbs	ppm	lbs	ppm	lbs	ppm	lbs	ppm	lbs	ppm	lbs	ppm	lbs	ppm	lbs	ppm	lbs	ppm
1/10/2013	6.94	12.27		5.40		0.01		3.44		135.99		635.41		0.10		71.86		100.63		2.40		873.69		0.88		8.25		
1/22/2013	6.78	10.37		4.47		0.01		3.18		115.88		552.84		0.10		59.67		88.54		2.18		763.81		0.76		8.23		
Monthly Avg:	6.86	11.32		4.94		0.01		3.31		125.94		594.12		0.10		65.76		94.59		2.29		818.75		0.82		8.24		
Monthly Total in lbs.	319500.00		3.62		1.58		0.00		1.06		40.24		189.82		0.03		21.01		30.22		0.73		261.59		0.26		2.63	
2/5/2013	6.88	14.00		6.40		0.54		1.80		100.00		600.00		13.00		62.00		96.00		8.70		810.00		0.80		3.70		
2/19/2013	6.63	16.00		5.10		0.53		1.90		90.00		620.00		13.00		71.00		100.00		9.30		840.00		1.20		3.90		
Monthly Avg:	6.76	15.00		5.75		0.54		1.85		95.00		610.00		13.00		66.50		98.00		9.00		825.00		1.00		3.80		
Monthly Total in lbs.	317960.00		4.77		1.83		0.17		0.59		30.21		193.96		4.13		21.14		31.16		2.86		262.32		0.32		1.21	
3/5/2013	5.56	17.00		6.40		0.56		3.30		87.00		600.00		12.00		72.00		110.00		7.70		820.00		0.70		6.30		
3/19/2013	7.23	13.00		6.40		0.45		3.90		82.00		530.00		10.00		65.00		100.00		8.70		760.00		0.82		17.00		
Monthly Avg:	6.39	15.00		6.40		0.51		3.60		84.50		565.00		11.00		68.50		105.00		8.20		790.00		0.76		11.65		
Monthly Total in lbs.	320740.00		4.81		2.05		0.16		1.15		27.10		181.22		3.53		21.97		33.68		2.63		253.38		0.24		3.74	
4/2/2013		13.00		6.00		0.50		3.20		92.00		550.00		10.00		64.00		98.00		10.00		770.00		2.00		9.50		
4/16/2013		13.00		6.50		0.51		2.90		89.00		520.00		10.00		56.00		99.00		9.80		760.00		0.76		12.00		
Monthly Avg:		13.00		6.25		0.51		3.05		90.50		535.00		10.00		60.00		98.50		9.90		765.00		1.38		10.75		
Monthly Total in lbs.	240880.00		3.13		1.51		0.12		0.73		21.80		128.87		2.41		14.45		23.73		2.38		184.27		0.33		2.59	
5/7/2013		14.00		6.00		0.51		2.60		78.00		580.00		11.00		62.00		97.00		9.70		770.00		0.81		3.90		
5/21/2013	7.06	13.30		4.38		0.47		2.94		74.41		615.95		12.48		67.94		97.62		2.84		851.63		1.10		4.40		
Monthly Avg:	7.06	13.65		5.19		0.49		2.77		76.20		597.97		11.74		64.97		97.31		6.27		810.82		0.96		4.15		
Monthly Total in lbs.	299180.00		4.08		1.55		0.15		0.83		22.80		178.90		3.51		19.44		29.11		1.88		242.58		0.29		1.24	
6/4/2013	5.96	16.12		5.48		0.54		3.28		87.65		670.93		12.87		72.56		120.10		2.68		845.64		0.98		3.80		
6/18/2013	8.36	16.27		5.53		0.54		3.43		92.56		736.73		13.44		74.96		135.30		3.21		850.62		1.20		3.30		
Monthly Avg:	7.16	16.20		5.51		0.54		3.35		90.11		703.83		13.16		73.76		127.70		2.94		848.13		1.09		3.55		
Monthly Total in lbs.	354940.00		5.75		1.95		0.19		1.19		31.98		249.82		4.67		26.18		45.33		1.04		301.04		0.39		1.26	
7/2/2013	7.65	13.65		4.78		0.32		2.75		91.36		553.65		11.93		59.59		103.62		3.40		800.65		0.95		3.50		
7/16/2013	6.91	13.46		6.47		0.48		3.55		79.99		602.03		12.83		68.22		106.37		5.79		828.14		1.80		3.20		
Monthly Avg:	7.28	13.56		5.62		0.40		3.15		85.68		577.84		12.38		63.91		105.00		4.59		814.39		1.38		3.35		
Monthly Total in lbs.	207080.00		2.81		1.16		0.08		0.65		17.74		119.66		2.56		13.23		21.74		0.95		168.64		0.28		0.69	
8/6/2013	8.13	11.48		5.61		0.46		3.20		68.08		606.57		12.42		75.26		110.95		3.74		841.54		1.10		3.20		
8/20/2013	6.33	13.41		6.68		0.55		3.56		80.15		749.92		14.26		80.83		115.47		4.72		982.75		0.94		3.70		
Monthly Avg:	7.23	12.44		6.15		0.51		3.38		74.11		678.25		13.34		78.04		113.21		4.23		912.15		1.02		3.45		
Monthly Total in lbs.	256800.00		3.20		1.58		0.13		0.87		19.03		174.17		3.43		20.04		29.07		1.09		234.24		0.26		0.89	
9/3/2013	7.12	11.88		6.56		0.66		3.13		72.00		691.30		12.23		71.04		105.61		2.45		839.43		0.88		3.20		
9/17/2013	6.57	14.31		7.14		0.68		3.56		89.01		779.32		13.98		75.73		106.91		1.84		931.20		1.10		3.60		
Monthly Avg:	6.85	13.10		6.85		0.67		3.34		80.50		735.31		13.10		73.38		106.26		2.15		885.31		0.99		3.40		
Monthly Total in lbs.	305960.00		4.01		2.09		0.21		1.02		24.63		224.98		4.01		22.45		32.51		0.66		270.87		0.30		1.04	
10/1/2013	6.80	16.32		5.52		0.72		3.54		87.75		674.26		13.21		71.55		94.27		4.73		883.23		1.40		3.60		
10/15/2013		14.44		5.97		0.57		3.33		96.58		729.15		15.05		76.75		93.45		6.72		928.26		0.99		4.00		
Monthly Avg:	6.80	15.38		5.74		0.64		3.43		92.16		701.71		14.13		74.15		93.86		5.73		905.74		1.20		3.80		
Monthly Total in lbs.	395560.00		6.08		2.27		0.25		1.36		36.46		277.57		5.59		29.33		37.13		2.27		358.28		0.47		1.50	
11/5/2013	7.38	17.09		5.41		0.52		3.51		105.69		831.91		15.93		84.23		92.24		6.10		1038.15		1.70		3.90		
11/19/2013	7.57	13.44		4.07		0.45		2.68		95.00		695.57		13.67		68.77		78.66		4.98		846.81		0.91		3.50		
Monthly Avg:	7.48	15.27		4.74		0.49		3.09		100.35		763.74		14.80		76.50		85.45		5.54		942.48		1.31		3.70		
Monthly Total in lbs.	379960.00		5.80		1.80		0.18		1.18		38.13		290.19		5.62		29.07		32.47		2.11		358.10		0.50		1.41	
12/3/2013	7.71	14.75		4.95		0.55		2.73		96.60		722.59		14.91		80.77		84.81		6.54		943.84		1.00		3.80		
12/17/2013	7.16	17.24		4.17		0.58		3.16																				

SEPTAGE DATA

BUCKLIN POINT

Septage Monitoring Data - 2013

Results in ppb

Sample NO.	DATE	Cd	Cd MDL	Cr	Cr MDL	Cu	Cu MDL	Pb	Pb MDL	Ni	Ni MDL	Ag	Ag MDL	Zn	Zn MDL
BA16885	1/2/2013	15	15.0	135.3	75.0	10840	20.0	551.9	75.0	158.4	50.0	40	40.0	11370	60.0
BA16886	1/3/2013	15	15.0	203.4	75.0	8573	20.0	226.4	75.0	171	50.0	40	40.0	11020	60.0
BA16887	1/4/2013	15	15.0	80.61	75.0	4119	20.0	499	75.0	101.9	50.0	40	40.0	4293	60.0
BA16891	1/9/2013	15.07	15.0	184.7	75.0	8999	20.0	1108	75.0	129.7	50.0	40	40.0	8186	60.0
BA16892	1/10/2013	27.77	15.0	282.2	75.0	18380	20.0	740.1	75.0	197.1	50.0	133.5	40.0	14470	60.0
BA16893	1/11/2013	42.67	15.0	531.2	75.0	11540	20.0	1393	75.0	297	50.0	205.2	40.0	18100	60.0
BA18320	1/14/2013	15	15.0	75	75.0	322.5	20.0	75	75.0	50	50.0	40	40.0	534.5	60.0
BA18321	1/15/2013	15	15.0	75	75.0	1244	20.0	218	75.0	50	50.0	40	40.0	1458	60.0
BA18322	1/16/2013	15	15.0	121.2	75.0	3048	20.0	152.6	75.0	110.3	50.0	40	40.0	6580	60.0
BA19736	1/22/2013	15	15.0	75	75.0	863.3	20.0	76.21	75.0	50	50.0	72.19	40.0	1818	60.0
BA19737	1/25/2013	15	15.0	188.3	75.0	8454	20.0	137.6	75.0	106.3	50.0	40	40.0	2063	60.0
BA19738	1/23/2013	15	15.0	75	75.0	3675	20.0	688.7	75.0	100.3	50.0	40	40.0	3120	60.0
BA20229	1/31/2013	17.48	15.0	207.8	75.0	5194	20.0	287.1	75.0	179.7	50.0	40	40.0	15660	60.0
BA20230	1/29/2013	15	15.0	75	75.0	2429	20.0	298.4	75.0	50	50.0	40	40.0	2966	60.0
BA20231	1/30/2013	15	15.0	75	75.0	1329	20.0	99.12	75.0	50	50.0	40	40.0	1854	60.0
BA20952	2/14/2013	15	15.0	83.63	75.0	6336	20.0	232.9	75.0	174.9	50.0	40	40.0	14850	60.0
BA20953	2/15/2013	15	15.0	126.9	75.0	6781	20.0	394.9	75.0	122.7	50.0	40	40.0	7368	60.0
BA20954	2/13/2013	34.62	15.0	358.2	75.0	6574	20.0	448.7	75.0	374.6	50.0	40	40.0	37530	60.0
BA20955	2/6/2013	15	15.0	75	75.0	4757	20.0	90.62	75.0	50	50.0	40	40.0	2185	60.0
BA20956	2/4/2013	16.79	15.0	128	75.0	36030	20.0	330.8	75.0	77.07	50.0	40	40.0	6475	60.0
BA20957	2/5/2013	15	15.0	102.1	75.0	20800	20.0	243.2	75.0	64.2	50.0	40	40.0	4613	60.0
BA22214	2/20/2013	15	15.0	259	75.0	9041	20.0	628.2	75.0	159.1	50.0	46.6	40.0	8517	60.0
BA22215	2/21/2013	15	15.0	75	75.0	370.8	20.0	75	75.0	50	50.0	40	40.0	590.5	60.0
BA22216	2/22/2013	25.01	15.0	332.3	75.0	18330	20.0	505.3	75.0	251.5	50.0	144.2	40.0	27860	60.0
BA23112	2/26/2013	15	15.0	83.09	75.0	5872	20.0	190.1	75.0	146.1	50.0	40	40.0	5264	60.0
BA23113	2/27/2013	15	15.0	75	75.0	493.5	20.0	75	75.0	50	50.0	40	40.0	742	60.0
BA23117	2/25/2013	15	15.0	192.7	75.0	7125	20.0	493.2	75.0	118.4	50.0	40	40.0	7383	60.0
BA23318	3/4/2013	15	15.0	130.8	75.0	7296	20.0	178	75.0	186.4	50.0	40	40.0	7124	60.0
BA23319	3/5/2013	34.26	15.0	449	75.0	25800	20.0	644.9	75.0	362.3	50.0	40	40.0	21440	60.0
BA23320	3/6/2013	15	15.0	168.8	75.0	5604	20.0	205.2	75.0	71.05	50.0	40	40.0	4356	60.0
BA24036	3/13/2013	15	15.0	75	75.0	437.3	20.0	75	75.0	50	50.0	40	40.0	1911	60.0
BA24037	3/11/2013	15	15.0	75	75.0	2479	20.0	162.5	75.0	91.97	50.0	40	40.0	6010	60.0
BA24038	3/12/2013	15	15.0	148.1	75.0	5672	20.0	400.3	75.0	148.9	50.0	64.14	40.0	12400	60.0
BA24830	3/30/2013	21.2	15.0	114.7	75.0	12010	20.0	1802	75.0	185.7	50.0	40	40.0	9113	60.0
BA24831	3/29/2013	20.11	15.0	140.3	75.0	19870	20.0	858.3	75.0	159	50.0	40	40.0	11290	60.0

All values that were at or below the detection limit were reported at the detection limit

Septage Monitoring Data - 2013

Results in ppb

Sample NO.	DATE	Cd	Cd MDL	Cr	Cr MDL	Cu	Cu MDL	Pb	Pb MDL	Ni	Ni MDL	Ag	Ag MDL	Zn	Zn MDL
BA24832	3/28/2013	93.52	15.0	444	75.0	61450	20.0	6863	75.0	1165	50.0	101.5	40.0	35450	60.0
BA25089	3/18/2013	20.63	15.0	178	75.0	9122	20.0	641.2	75.0	197.2	50.0	40	40.0	14260	60.0
BA25090	3/19/2013	15	15.0	112.7	75.0	7007	20.0	500.5	75.0	147.5	50.0	40	40.0	10660	60.0
BA25091	3/20/2013	15	15.0	75	75.0	9075	20.0	205.5	75.0	261.3	50.0	40	40.0	8178	60.0
BA26025	4/23/2013	15	15.0	75	75.0	966.8	20.0	75	75.0	69.93	50.0	40	40.0	2354	60.0
BA26026	4/22/2013	58.88	15.0	77.11	75.0	17350	20.0	584.8	75.0	189.1	50.0	40	40.0	15610	60.0
BA26027	4/25/2013	15	15.0	75	75.0	2032	20.0	75	75.0	54.32	50.0	40	40.0	2097	60.0
BA26252	4/1/2013	39.72	15.0	368.6	75.0	10910	20.0	1130	75.0	281.6	50.0	48.01	40.0	22900	60.0
BA26253	4/2/2013	65.44	15.0	192.1	75.0	10390	20.0	1015	75.0	254.6	50.0	756.6	40.0	16030	60.0
BA26254	4/3/2013	41.44	15.0	373	75.0	12470	20.0	992.8	75.0	586.6	50.0	222.5	40.0	26450	60.0
BA27134	4/11/2013	15	15.0	75	75.0	4251	20.0	156.4	75.0	78.09	50.0	40	40.0	4630	60.0
BA27135	4/12/2013	15	15.0	85.61	75.0	5843	20.0	195.2	75.0	333.3	50.0	40	40.0	11250	60.0
BA27136	4/13/2013	15	15.0	75	75.0	846.2	20.0	75	75.0	98.05	50.0	40	40.0	1300	60.0
BA28108	4/15/2013	15	15.0	75	75.0	2700	20.0	119.5	75.0	81.34	50.0	40	40.0	3470	60.0
BA28109	4/16/2013	15	15.0	75	75.0	4175	20.0	111.5	75.0	127	50.0	40	40.0	15900	60.0
BA28110	4/17/2013	15	15.0	75	75.0	1140	20.0	75	75.0	63.3	50.0	40	40.0	5460	60.0
BA28837	5/3/2013	15	15.0	75	75.0	1732	20.0	75	75.0	50	50.0	40	40.0	2788	60.0
BA28838	5/2/2013	15	15.0	75	75.0	4063	20.0	75	75.0	165.6	50.0	40	40.0	1946	60.0
BA28841	5/1/2013	233.4	15.0	280.4	75.0	41890	20.0	3123	75.0	1111	50.0	111.6	40.0	14460	60.0
BA29968	5/11/2013	15	15.0	75	75.0	2029	20.0	75	75.0	57.44	50.0	40	40.0	2117	60.0
BA29969	5/10/2013	114.9	15.0	1276	75.0	28750	20.0	1019	75.0	394.2	50.0	370.8	40.0	25030	60.0
BA29970	5/9/2013	31.66	15.0	263.1	75.0	19640	20.0	656.1	75.0	278.9	50.0	253.7	40.0	21440	60.0
BA30630	5/16/2013	40.39	15.0	323.4	75.0	26850	20.0	1044	75.0	369.9	50.0	67.7	40.0	31930	60.0
BA30631	5/17/2013	28.78	15.0	276.1	75.0	6794	20.0	2540	75.0	244.8	50.0	40	40.0	12080	60.0
BA30632	5/18/2013	41.31	15.0	414.3	75.0	9036	20.0	657.9	75.0	456.7	50.0	47.2	40.0	23770	60.0
BA31733	5/23/2013	15	15.0	75	75.0	1566	20.0	106.8	75.0	55.12	50.0	40	40.0	6190	60.0
BA31734	5/24/2013	15	15.0	146	75.0	6507	20.0	876.3	75.0	119	50.0	40	40.0	7435	60.0
BA31735	5/25/2013	30.47	15.0	127.6	75.0	15720	20.0	554.1	75.0	141.5	50.0	307.3	40.0	12300	60.0
BA32438	5/28/2013	25.64	15.0	217.3	75.0	9951	20.0	587.3	75.0	251	50.0	47.8	40.0	22510	60.0
BA32439	5/29/2013	35.79	15.0	366.3	75.0	46000	20.0	1160	75.0	205.6	50.0	1439	40.0	27890	60.0
BA32440	5/30/2013	15	15.0	75	75.0	2652	20.0	329.6	75.0	82.25	50.0	40	40.0	7431	60.0
BA32806	6/4/2013	15	15.0	75	75.0	553.5	20.0	75	75.0	50	50.0	40	40.0	1168	60.0
BA32807	6/5/2013	15	15.0	75	75.0	3990	20.0	155.9	75.0	156.6	50.0	40	40.0	7275	60.0
BA32811	6/3/2013	15	15.0	75	75.0	1337	20.0	75	75.0	67.9	50.0	40	40.0	3445	60.0
BA33522	6/13/2013	15	15.0	75	75.0	1470	20.0	83.8	75.0	50	50.0	40	40.0	2214	60.0

All values that were at or below the detection limit were reported at the detection limit

Septage Monitoring Data - 2013

Results in ppb

Sample NO.	DATE	Cd	Cd MDL	Cr	Cr MDL	Cu	Cu MDL	Pb	Pb MDL	Ni	Ni MDL	Ag	Ag MDL	Zn	Zn MDL
BA33523	6/14/2013	15	15.0	75	75.0	885.1	20.0	75	75.0	50	50.0	40	40.0	1252	60.0
BA33524	6/15/2013	15	15.0	130.7	75.0	3002	20.0	266.2	75.0	159.1	50.0	40	40.0	5222	60.0
BA34250	6/17/2013	27.67	15.0	202.3	75.0	10330	20.0	425.6	75.0	251.1	50.0	40	40.0	18130	60.0
BA34251	6/20/2013	22.28	15.0	84.12	75.0	5030	20.0	1044	75.0	93.2	50.0	40	40.0	9656	60.0
BA34252	6/22/2013	22.28	15.0	206.2	75.0	13310	20.0	320.6	75.0	190.7	50.0	40	40.0	18620	60.0
BA34924	6/26/2013	15	15.0	96.37	75.0	3144	20.0	205	75.0	124.4	50.0	40	40.0	12120	60.0
BA34925	6/25/2013	35.46	15.0	291.4	75.0	25740	20.0	954.6	75.0	317.4	50.0	94.14	40.0	23300	60.0
BA34926	6/24/2013	61.42	15.0	432.3	75.0	28000	20.0	2050	75.0	462.8	50.0	1342	40.0	34920	60.0
BA35451	7/1/2013	28.59	15.0	267.7	75.0	22600	20.0	496.9	75.0	720.7	50.0	41.54	40.0	30900	60.0
BA35452	7/2/2013	19.76	15.0	162.8	75.0	3410	20.0	301.4	75.0	134.2	50.0	41.01	40.0	12850	60.0
BA35454	7/5/2013	15	15.0	185.6	75.0	5858	20.0	220.2	75.0	194.9	50.0	40	40.0	12250	60.0
BA36223	7/11/2013	45.27	15.0	197.4	75.0	13390	20.0	369.4	75.0	238.5	50.0	40	40.0	18570	60.0
BA36224	7/12/2013	15	15.0	75	75.0	5361	20.0	225.6	75.0	132	50.0	40	40.0	7624	60.0
BA36225	7/13/2013	15	15.0	201.1	75.0	3914	20.0	140.8	75.0	207	50.0	40	40.0	7411	60.0
BA36859	7/16/2013	15	15.0	75	75.0	464.7	20.0	75	75.0	50	50.0	40	40.0	1251	60.0
BA36860	7/18/2013	60.25	15.0	322.9	75.0	43040	20.0	1968	75.0	388.7	50.0	110.6	40.0	42400	60.0
BA36861	7/20/2013	22.83	15.0	182.7	75.0	6273	20.0	738.7	75.0	273.9	50.0	40	40.0	21720	60.0
BA37409	7/25/2013	15	15.0	75	75.0	2457	20.0	158.5	75.0	81.38	50.0	40	40.0	6906	60.0
BA37410	7/24/2013	15	15.0	75	75.0	438.4	20.0	75	75.0	54.66	50.0	40	40.0	1116	60.0
BA37411	7/22/2013	15	15.0	75	75.0	672.7	20.0	75	75.0	88.06	50.0	40	40.0	3199	60.0
BA38084	8/1/2013	36.18	15.0	286.2	75.0	23240	20.0	793.7	75.0	304.8	50.0	51.7	40.0	24120	60.0
BA38085	8/2/2013	21.11	15.0	207.4	75.0	6033	20.0	627.7	75.0	186.9	50.0	40	40.0	17310	60.0
BA38086	8/3/2013	15	15.0	93.8	75.0	4326	20.0	237.4	75.0	171	50.0	40	40.0	9841	60.0
BA38752	8/9/2013	58.08	15.0	221.1	75.0	15330	20.0	413	75.0	274.4	50.0	40	40.0	27010	60.0
BA38753	8/8/2013	22.45	15.0	151.1	75.0	5209	20.0	972.6	75.0	140.8	50.0	40	40.0	12830	60.0
BA38754	8/7/2013	15	15.0	75	75.0	2665	20.0	213.5	75.0	60.99	50.0	40	40.0	2905	60.0
BA39433	8/13/2013	28.55	15.0	187.6	75.0	9578	20.0	499.8	75.0	203.3	50.0	93.61	40.0	18270	60.0
BA39434	8/15/2013	15	15.0	75	75.0	6567	20.0	75	75.0	50	50.0	40	40.0	6251	60.0
BA39435	8/16/2013	15	15.0	75	75.0	4269	20.0	130.2	75.0	111.6	50.0	40	40.0	6819	60.0
BA40415	8/22/2013	15	15.0	75	75.0	1381	20.0	75	75.0	50	50.0	40	40.0	3894	60.0
BA40416	8/23/2013	15	15.0	75	75.0	2597	20.0	629.7	75.0	115.2	50.0	40	40.0	7080	60.0
BA40417	8/24/2013	15	15.0	75	75.0	1500	20.0	75	75.0	50	50.0	40	40.0	1919	60.0
BA40782	8/28/2013	15	15.0	75	75.0	836.9	20.0	75	75.0	50	50.0	40	40.0	1133	60.0
BA40783	8/26/2013	20.18	15.0	134.4	75.0	7574	20.0	329.9	75.0	180.6	50.0	40	40.0	13570	60.0
BA40784	8/27/2013	69.08	15.0	279.5	75.0	20150	20.0	1543	75.0	454.3	50.0	131.4	40.0	20920	60.0

All values that were at or below the detection limit were reported at the detection limit

Septage Monitoring Data - 2013

Results in ppb

Sample NO.	DATE	Cd	Cd MDL	Cr	Cr MDL	Cu	Cu MDL	Pb	Pb MDL	Ni	Ni MDL	Ag	Ag MDL	Zn	Zn MDL
BA41767	9/7/2013	33.48	15.0	153.6	75.0	12760	20.0	766	75.0	196.3	50.0	40.1	40.0	27940	60.0
BA41768	9/6/2013	18.89	15.0	83.48	75.0	5778	20.0	167.8	75.0	223.4	50.0	40	40.0	10710	60.0
BA41769	9/5/2013	15	15.0	75	75.0	1320	20.0	75	75.0	50	50.0	40	40.0	2767	60.0
BA42228	9/14/2013	37.59	15.0	120	75.0	15860	20.0	259	75.0	157.9	50.0	40	40.0	9980	60.0
BA42229	9/13/2013	15	15.0	75	75.0	4054	20.0	139.2	75.0	73.89	50.0	40	40.0	7955	60.0
BA42230	9/12/2013	30.44	15.0	169.2	75.0	15480	20.0	1386	75.0	168.1	50.0	40	40.0	16020	60.0
BA42924	9/21/2013	17.91	15.0	126.3	75.0	11550	20.0	275.1	75.0	141.3	50.0	43.24	40.0	20660	60.0
BA42928	9/17/2013	15	15.0	107.9	75.0	13750	20.0	253.3	75.0	116.5	50.0	40	40.0	13940	60.0
BA42929	9/16/2013	27.79	15.0	268.7	75.0	23480	20.0	1414	75.0	198.7	50.0	40	40.0	12900	60.0
BA43490	9/25/2013	27.06	15.0	255.4	75.0	14070	20.0	775.7	75.0	242.3	50.0	40	40.0	17190	60.0
BA43491	9/24/2013	15.78	15.0	77.75	75.0	6625	20.0	343.4	75.0	154.7	50.0	40	40.0	9274	60.0
BA43492	9/23/2013	27.05	15.0	97.34	75.0	9682	20.0	550	75.0	153	50.0	40	40.0	8834	60.0
BA44213	10/3/2013	38.49	15.0	323.7	75.0	13390	20.0	1431	75.0	282	50.0	40	40.0	23600	60.0
BA44214	10/4/2013	24.5	15.0	113.7	75.0	5569	20.0	599.6	75.0	167.2	50.0	57.81	40.0	9444	60.0
BA44215	10/5/2013	15.9	15.0	75	75.0	4379	20.0	309.7	75.0	104.2	50.0	40	40.0	6779	60.0
BA44714	10/7/2013	15	15.0	75	75.0	12790	20.0	209.9	75.0	88.45	50.0	40	40.0	6788	60.0
BA44715	10/8/2013	15	15.0	75	75.0	2390	20.0	75	75.0	77.27	50.0	40	40.0	2303	60.0
BA44716	10/9/2013	15	15.0	75	75.0	1710	20.0	102.7	75.0	57.53	50.0	40	40.0	3273	60.0
BA45434	10/17/2013	15	15.0	75	75.0	2522	20.0	134.8	75.0	60	50.0	40	40.0	5486	60.0
BA45435	10/18/2013	15	15.0	82.48	75.0	9385	20.0	219.6	75.0	198.9	50.0	86.84	40.0	7505	60.0
BA45436	10/19/2013	15	15.0	75	75.0	8643	20.0	230.6	75.0	101.1	50.0	40	40.0	5405	60.0
BA46032	10/23/2013	46.05	15.0	440.5	75.0	17850	20.0	882.2	75.0	229.1	50.0	40.59	40.0	14770	60.0
BA46033	10/24/2013	33.22	15.0	205.1	75.0	9750	20.0	321.3	75.0	322.6	50.0	40	40.0	19310	60.0
BA46034	10/26/2013	15	15.0	75	75.0	3919	20.0	144.8	75.0	60.22	50.0	40	40.0	3200	60.0
BA46711	10/30/2013	19.67	15.0	75	75.0	12550	20.0	504.7	75.0	142	50.0	52.5	40.0	8508	60.0
BA46712	11/1/2013	15	15.0	86.99	75.0	8034	20.0	461.6	75.0	97.54	50.0	40	40.0	10030	60.0
BA46713	11/2/2013	15	15.0	75	75.0	904.5	20.0	75	75.0	50	50.0	40	40.0	1402	60.0
BA47350	11/9/2013	15	15.0	75	75.0	581.1	20.0	75	75.0	50	50.0	40	40.0	2166	60.0
BA47351	11/8/2013	15	15.0	75	75.0	2792	20.0	79.96	75.0	50	50.0	40	40.0	2454	60.0
BA47352	11/7/2013	15.66	15.0	100.4	75.0	3940	20.0	1232	75.0	90.6	50.0	40	40.0	9465	60.0
BA47990	11/14/2013	15	15.0	75	75.0	3789	20.0	75	75.0	50	50.0	40	40.0	2258	60.0
BA47991	11/15/2013	15	15.0	75	75.0	1648	20.0	75	75.0	50	50.0	40	40.0	1532	60.0
BA47992	11/16/2013	15	15.0	75	75.0	238.5	20.0	75	75.0	50	50.0	40	40.0	754.9	60.0
BA48618	11/21/2013	15	15.0	75	75.0	477.4	20.0	75	75.0	50	50.0	40	40.0	1587	60.0
BA48619	11/22/2013	15	15.0	75	75.0	818	20.0	75	75.0	50	50.0	40	40.0	2994	60.0

All values that were at or below the detection limit were reported at the detection limit

Septage Monitoring Data - 2013

Results in ppb

Sample NO.	DATE	Cd	Cd MDL	Cr	Cr MDL	Cu	Cu MDL	Pb	Pb MDL	Ni	Ni MDL	Ag	Ag MDL	Zn	Zn MDL
BA48620	11/23/2013	15	15.0	75	75.0	767.7	20.0	75	75.0	50	50.0	40	40.0	3008	60.0
BA49059	11/25/2013	15	15.0	75	75.0	726.9	20.0	110.6	75.0	50	50.0	40	40.0	1321	60.0
BA49060	11/26/2013	15	15.0	75	75.0	612.4	20.0	75	75.0	164.1	50.0	40	40.0	7420	60.0
BA49061	11/27/2013	15	15.0	75	75.0	325.9	20.0	75	75.0	123.8	50.0	40	40.0	3171	60.0
BA49859	12/5/2013	28.24	15.0	156.4	75.0	7028	20.0	878.6	75.0	599.3	50.0	40	40.0	19530	60.0
BA49860	12/6/2013	23.01	15.0	153.4	75.0	7226	20.0	607	75.0	329.2	50.0	40	40.0	18750	60.0
BA49861	12/7/2013	28.12	15.0	169.1	75.0	8060	20.0	1032	75.0	6504	50.0	40.28	40.0	16430	60.0
BA50487	12/12/2013	1096	15.0	318.2	75.0	8210	20.0	12970	75.0	1422	50.0	40	40.0	16950	60.0
BA50488	12/10/2013	53	15.0	599.3	75.0	15090	20.0	1932	75.0	1084	50.0	78.01	40.0	24020	60.0
BA50489	12/9/2013	21.27	15.0	189.4	75.0	8239	20.0	754	75.0	2470	50.0	42.41	40.0	16370	60.0
BA51156	12/20/2013	28.51	15.0	132.5	75.0	14860	20.0	810.3	75.0	1544	50.0	59.84	40.0	20250	60.0
BA51157	12/19/2013	40.35	15.0	628.4	75.0	18460	20.0	915.7	75.0	2424	50.0	40	40.0	25080	60.0
BA51158	12/18/2013	22.84	15.0	331	75.0	15900	20.0	803.2	75.0	590.4	50.0	103.8	40.0	12830	60.0
BA51847	12/23/2013	39.15	15.0	164.3	75.0	13830	20.0	474.5	75.0	3104	50.0	185.5	40.0	20440	60.0
BA51848	12/24/2013	17.56	15.0	120.5	75.0	12120	20.0	378	75.0	509.7	50.0	40	40.0	12230	60.0
BA51849	12/27/2013	37.96	15.0	214.9	75.0	14710	20.0	1925	75.0	1097	50.0	69.68	40.0	28270	60.0
BA52178	12/30/2013	38.4	15.0	252.1	75.0	28470	20.0	982.7	75.0	1351	50.0	88.31	40.0	21300	60.0

All values that were at or below the detection limit were reported at the detection limit

RIVER MONITORING DATA

River Fecal Data 2013
(MPN/100 ML)

Date	Moshassuck River							Blackstone River		Pawtuxet River
	S-1- Higginson Ave. Bridge	S-4D- St. Francis Cemetery	S-4B- End of Moshassuck St.	S-5- Footbridge Mill St.	S-4- Cemetery St. Bridge	S-5A- Stevens St. Bridge	S-6- Park Row Bridge	S-2- Whipple Bridge	S-3- Slater Mill Dam	Pawtuxet River @ Broad Street
1/2/2013	150	230	114	6,324	230	4,300	90			
1/7/2013				137				<30	40	52
1/8/2013	<30	230	568	314	430	930	90			
1/14/2013				314				<30	40	52
1/15/2013	90	<30	144	299	70	930	<30			
1/22/2013				462				<30	90	<30
1/23/2013	70	90	40	90	40	90	90			
1/28/2013				314				<30	40	35
1/29/2013	<30	<30	35	1,857	90	430	90			
1/31/2013				18,974		9,300				
2/4/2013				89				40	150	46
2/5/2013	40	40	83	602	40	<30	930			
2/11/2013				230				90		40
2/12/2013	90			750	<30	230	430			
2/15/2013										
2/18/2013				314				<30	40	60
2/19/2013	90	430	230	310	230	90	230			
2/25/2013				930				40	<30	40
2/26/2013	230	430	230	144	90	210	230			
3/4/2013				632				40	<30	<30
3/5/2013	<30	230	127	230	70	430	40			
3/11/2013				1,181				<30	40	<30
3/12/2013	<30	750	930	632	230	230				
3/18/2013				314				<30	40	<30
3/19/2013	230		750	1,181	930	430	230			
3/25/2013				144				<30	<30	35
3/26/2013	40	750	335	384	930	1,500	230			
4/1/2013								<30	40	52
4/2/2013	230	4,300	2,300	462	930	430	230			
4/8/2013				430				<30	<30	35
4/9/2013	230	230	187	430	90	2,300	90			
4/15/2013				430				<30	<30	60
4/16/2013	40	930	541	314	430	150	230			
4/22/2013				230				40	90	67
4/23/2013	40	930	632	314	150	430	230			
4/29/2013				127				40	90	60
4/30/2013	30	930	264	462	930	2,300	230			

River Fecal Data 2013
(MPN/100 ML)

Date	Moshassuck River							Blackstone River		Pawtuxet River
	S-1- Higginson Ave. Bridge	S-4D- St. Francis Cemetery	S-4B- End of Moshassuck St.	S-5- Footbridge Mill St.	S-4- Cemetery St. Bridge	S-5A- Stevens St. Bridge	S-6- Park Row Bridge	S-2- Whipple Bridge	S-3- Slater Mill Dam	Pawtuxet River @ Broad Street
5/2/2013				230		90				
5/6/2013				314				<30	<30	35
5/7/2013	40	2,300	835	131	230	230	230			
5/13/2013				632				<30	62	40
5/14/2013	230	750	1,360	2,000	930	430	2,300			
5/20/2013				727				40	230	52
5/21/2013	430	930	314	430	230	230	930			
5/28/2013				1,463				90	430	144
5/29/2013	2,300	930	632	2,000	2,300	24,000	4,300			
6/3/2013				4,300				70	230	254
6/4/2013	930	4,300	5,679	8,031	9,300	9,300	9,300			
6/10/2013				1,500				430	430	568
6/11/2013	4,300	7,500	4,300	40,620	2,100	46,000	15,000			
6/17/2013				632				40	90	214
6/18/2013	230	430	1,463	83	230	430	230			
6/24/2013				1,463				40	930	144
6/25/2013	<30	4,300	2,641	727	930	2,300	9,300			
7/1/2013				4,625				150	1,500	994
7/2/2013	230	4,300	3,145	3,145	9,300	4,300	7,500			

River Fecal Data 2013
(MPN/100 ML)

	Moshassuck River							Blackstone River		Pawtuxet River
Date	S-1- Higginson Ave. Bridge	S-4D- St. Francis Cemetery	S-4B- End of Moshassuck St.	S-5- Footbridge Mill St.	S-4- Cemetery St. Bridge	S-5A- Stevens St. Bridge	S-6- Park Row Bridge	S-2- Whipple Bridge	S-3- Slater Mill Dam	Pawtuxet River @ Broad Street
7/8/2013				1,857				230	930	186
7/9/2013	230	430	930	632	930	2,300	1,500			
7/11/2013				24,000		24,000				
7/15/2013				9,300				230	430	314
7/16/2013	430	930	1,463	9,300	9,300	2,300	21,000			
7/18/2013			4,300	4,300	1,500	994	9,300			
7/22/2013				2,540				150	4,300	430
7/23/2013	230	2,300	3,145	11,811	7,500	9,300	4,300			
7/29/2013				1,313				430	230	197
7/30/2013	430	750	3,145	3,145	2,300	2,300	4,300			
8/5/2013				1,500				90	430	144
8/6/2013	430	230	430	1,857	750	2,100	430			
8/13/2013				4,625				90	430	197
8/14/2013	430	430	2,300	930	4,300	2,300	930			
8/19/2013				3,145				230	230	455
8/20/2013	230	430	430	1,463	930	46,000	2,300			
8/22/2013			750	1,181	930	230	1,500			
8/26/2013				803				90	40	186
8/27/2013	24,000	9,300	9,300	71,134	9,300	46,000	110,000			
9/3/2013				6,324				9,300	930	9,300
9/4/2013	2,300	2,300	2,300	20,683	930	9,300	9,300			
9/9/2013				5,874				40	140	30
9/10/2013	90	930	430	2,540	1,500	2,300	4,300			
9/12/2013				930	930	230	4,300			
9/16/2013				10,159				40	150	96
9/17/2013	430	230	930	2,000	930	4,300	930			
9/19/2013				4,300		2,300				
9/23/2013				2,000				430	230	144
9/24/2013	430	230	803	3,145	390	24,000	430			
9/30/2013				314				40	40	90
10/1/2013	230	230	430	254	750	430	390			
10/7/2013				2,540				230	230	90
10/8/2013	230	930	632	2,300	430	2,300	1,500			
10/15/2013				3,145				40	<30	114
10/16/2013	430	90	60	230	90	90	750			
10/21/2013				930				40	<30	35
10/22/2013	40	230	230	930	40	930	930			

River Fecal Data 2013
(MPN/100 ML)

Date	Moshassuck River							Blackstone River		Pawtuxet River
	S-1- Higginson Ave. Bridge	S-4D- St. Francis Cemetery	S-4B- End of Moshassuck St.	S-5- Footbridge Mill St.	S-4- Cemetery St. Bridge	S-5A- Stevens St. Bridge	S-6- Park Row Bridge	S-2- Whipple Bridge	S-3- Slater Mill Dam	Pawtuxet River @ Broad Street
10/28/2013				144				40	<30	60
10/29/2013	90	930	144	131	230	90	2,300			
10/31/2013				150			2,300			
11/4/2013				803				<30	90	35
11/5/2013	<30	230	40	430	230	230	230			
11/12/2013				6,324				<30	90	40
11/13/2013	<30	90	462	127	150	230	430			
11/18/2013				75,895				40	>240000	994
11/19/2013										
11/20/2013										40
11/21/2013										<30
11/22/2013										230
11/25/2013				186				<30	<30	35
11/26/2013	40	430	314	254	90	70	150			
12/2/2013				430				90	230	197
12/3/2013	230	930	632	314	230	230	430			
12/9/2013				3,145				<30	<30	90
12/10/2013	230	90	930	462	230	90	2,300			
12/16/2013				131				40	430	60
12/17/2013	<30	40	197	410	90	70	230			
12/23/2013				2,000				110	<30	<30
12/24/2013	90	230	2,000	314	230	430	230			
12/30/2013				430				230	930	177
12/31/2013	230	40	314	90	90	90	230			