

PRETREATMENT PROGRAM

# ANNUAL REPORT

JANUARY 1, 2015 - DECEMBER 31, 2015



ATTACHMENT VOLUME II

NBC WASTEWATER TREATMENT  
FACILITY, SEWERAGE DISTRICT AND  
USER SPECIFIC DATA

***ATTACHMENT VOLUME II***

***NARRAGANSETT BAY COMMISSION***

***WASTEWATER TREATMENT  
FACILITY, SEWERAGE DISTRICT AND  
USER SPECIFIC DATA***

**LISTING OF ATTACHMENT SECTIONS  
ATTACHMENT VOLUME II**

**NBC WASTEWATER TREATMENT FACILITY,  
SEWERAGE DISTRICT AND  
USER SPECIFIC DATA**

<b><u>SECTION #</u></b>	<b><u>TITLE</u></b>
1	Industrial and Commercial users
2	Permit Issuance / Reissuance Activities
3	User Inspection History
4	Emergency or Special Investigations
5	Compliance Monitoring Results for Significant Industrial Users
6	Compliance Monitoring Results for Non-Significant Users
7	Surveillance Manhole Monitoring Data and Legend
8	Summary of Notice of Violation Letters Issued
9	User Late Reports and Requirements
10	POTW, Septage, and River Monitoring Data

***ATTACHMENT VOLUME II***

***SECTION 1***

***INDUSTRIAL AND COMMERCIAL  
USERS***

***INDUSTRIAL AND COMMERCIAL  
USERS***

***FIELD'S POINT***

**Field's Point  
List of Permitted Users - 2015**

<b>Company Name</b>	<b>Facility Address</b>	<b>Category</b>	<b>Significant</b>
1302 Marketplace	1302 Atwood Avenue Johnston RI 02919	82	No
141 Westminster Corporation	141 Westminster Street Providence RI 02903	85	No
144 Benefit Street Associates	144 Benefit Street Providence RI 02903-1208	86	No
1484 Company LLC	1484 Mineral Spring Avenue North Providence RI 02904	85	No
180 GCMB LLC	75 East Street Providence RI 02903	86	No
1871 Mineral Spring Corporation	1871 Mineral Spring Avenue North Providence RI 02904	85	No
221 Academy Ave. Meat, Inc.	221 Academy Avenue Providence RI 02908	81	No
248 Academy Laundromat LLC	248 Academy Avenue Providence RI 02908	92	No
3 Guys Pizza	1426 Hartford Avenue Johnston RI 02919	85	No
334 South Water Inc.	334 South Water Street Providence RI 02903	85	No
383 Corp	1132 Mineral Spring Avenue North Providence RI 02904	85	No
383 Corp.	440 Smithfield Avenue Providence RI 02904	85	No
383 Corporation - First Floor	100 Twin River Road, 1st Floor Lincoln RI 02865	85	No
383 Corporation - Second Floor	100 Twin River Road, 2nd Floor Lincoln RI 02865	85	No
383 Corporation - Third Floor	100 Twin River Road, 3rd Floor Lincoln RI 02865	85	No
424 Smith Street, Inc.	424 Smith Street Providence RI 02908	85	No
615 Charles Street, Inc.	615 Charles Street Providence RI 02904	92	No
69 Empire Corporation	69 Empire Street Providence RI 02903	85	No
73 Washington Corp.	81 Washington Street Providence, RI RI 02903	85	No
78 Dorrance Corporation	78 Dorrance Street Providence RI 02903	85	No
7-Eleven (Charles Street)	549 Charles Street Providence RI 02904	85	No
7-Eleven (Johnston)	1601 Hartford Avenue Johnston RI 02919	85	No
7-Eleven Inc. (Atwells)	548 Atwells Avenue Providence RI 02909	85	No
7-Eleven Inc. (Broad Street)	270 Broad Street Providence RI 02903	85	No
7-Eleven, Inc.	775 Cranston Street Providence RI 02907	85	No
800 Allens Restaurant LLC	800 Allens Avenue Providence RI 02905	85	No
A & F Foods, LLC	224 Thayer Street Providence RI 02906	85	No
A & F Plating Company	45 River Avenue Providence RI 02908	11	Yes
A Duie Pyle, Inc.	4 Green Earth Avenue Johnston RI 02919	37	No
A Stone Greenlawn, LLC	300 Morgan Avenue Johnston RI 02919	42	No
A&M Fairway, Inc.	114 Waterman Street Providence RI 02906	85	No
A. Harrison & Company, Inc.	35 Hurdis Street North Providence RI 02904	22	Yes
A.A. Mariani Funeral/Carriage	200 Hawkins Street Providence RI 02904	96	No

**Field's Point**  
**List of Permitted Users - 2015**

<b>Company Name</b>	<b>Facility Address</b>	<b>Category</b>	<b>Significant</b>
A.D.J. Donuts	860 Elmwood Avenue Providence RI 02907	85	No
AAA Northeast Warehouse/Fleet Operations	160 Royal Little Drive Providence RI 02904	37	No
Abyssinia Restaurant, LLC	333 Wickenden Street Providence RI 02903	85	No
Achievement First	370 Hartford Avenue Providence RI 02909	86	No
Ada's Creations, Inc.	1137 Broad Street Providence RI 02905	85	No
Addies Laundromat	431 Atwells Ave Providence RI 02903	92	No
Admiral Donuts, Inc.	50 Admiral Street Providence RI 02908	85	No
Admiral Packaging	10 Admiral Street Providence RI 02908-3203	42	No
Admiral Suds Laundry	361 Admiral Street Providence RI 02908	92	No
Adriana Inc.	864 Broad Street Providence RI 02907	85	No
Advanced Dental Care	433 Lloyd Avenue Providence RI 02906	94	No
AG&G Incorporated	21 Mill Street Johnston RI 02919	11	Yes
Aipso	302 Central Avenue Johnston RI 02919	86	No
Al Forno	577 South Main Street Providence RI 02903	85	No
Alan Shawn Feinstein College	80 Washington Street Providence RI 02903-1803	95	No
Alberto K. Corporation	230-232 Atwells Avenue Providence RI 02903	85	No
Al-Jac Produce	33 Hemlock Street Providence RI 02908	81	No
Alloy Holdings, LLC	160 Niantic Avenue Providence RI 02907	43	Yes
Alpine Auto Body, Inc.	416 West Fountain Street Providence RI 02903	97	No
Aluminum & Copper Recycling, Inc.	68 Salem Street Providence RI 02907	42	No
Alviti Link-All, Inc.	165 Dyerville Avenue Johnston RI 02919	42	No
Amano Restaurant Group LLC	134 Atwells Avenue Providence RI 02903	85	No
Amerada Hess Corporation	442 Manton Avenue Providence RI 02909	85	No
American Tin and Solder	82 Aldrich Street Providence RI 02905	42	No
Americana Expo Center, LLC	740 Plainfield Street Providence RI 02909	85	No
Amos House	500 Broad Street Providence RI 02907	85	No
Andino's Restaurant	171 Atwells Avenue Providence RI 02903	85	No
Andrade Cranston Donuts	552 Cranston Street Providence RI 02907	85	No
Andrea's Restaurant	268 Thayer Street Providence RI 02906	85	No
Andrea's Restaurant	1551 Westminster Street Providence RI 02909	85	No
Angell Street Dental Associate	425 Angell Street Providence RI 02906	94	No
Angelo Inc.	725 Branch Avenue Providence RI 02904	81	No
Anjon Inc.	659 Killingly Street Johnston RI 02919	85	No

**Field's Point  
List of Permitted Users - 2015**

<b>Company Name</b>	<b>Facility Address</b>	<b>Category</b>	<b>Significant</b>
Annex Plating	One Warren Avenue North Providence RI 02911	41	No
Anthony M. Paolucci, DMD, P.C.	1545 Smith Street North Providence RI 02911	94	No
Anthony Paolucci Family Dentists	931 Smith Street Providence RI 02908	94	No
Antojitos Quetzal, Inc.	447 Hartford Avenue Providence RI 02909	85	No
Antonelli Poultry	62 DePasquale Avenue Providence RI 02903	81	No
Antonio's Pizza - Thayer Street LLC	256-258 Thayer Street Providence RI 02906	85	No
Apac Tool, Inc.	49 Hurdis Street North Providence RI 02904	46	No
ARA-Rhode Island Dialysis	9 Plenty Street Providence RI 02907	95	No
Arbor Hill Assisted Living	153 Dean Street Providence RI 02903	86	No
Archangel Michael Inc.	1417 Atwood Avenue Johnston RI 02919	85	No
Arden Jewelry Mfg, Co.	10 Industrial Lane Johnston RI 02919	42	No
AREE, LLC	18 South Angell Street Providence RI 02906	85	No
Aristocrat Dental Laboratory	868 Charles Street North Providence RI 02904	99	No
Armando and Sons # 2 Inc.	891-895 Elmwood Avenue Providence RI 02907	82	No
Armbrust International, Ltd.	735 Allens Avenue Providence RI 02905-5412	11	Yes
Armstrong/Gladding. American Post. #69	2 Salem Street Providence RI 02907	85	No
Aro-Sac, Inc.	1 Warren Avenue North Providence RI 02911	42	No
Aruba Steve's	79 Dorrance Street Providence RI 02903	85	No
AS220	111 Empire Street Providence RI 02903	99	No
AS220 - Print Shop	131 Washington Street Providence RI 02903	24	No
Asian Star Market, Inc.	678 Elmwood Avenue Providence RI 02907	81	No
Aspen Dental	1384 Atwood Avenue Johnston RI 02919	94	No
Atamian Manufacturing Corp.	910 Plainfield Street Providence RI 02909	21	No
Atwells Realty Corporation	One Franklin Square Providence RI 02903	85	No
Atwill-Conroy Providence, LLC	1196 Smith Street Providence RI 02908	94	No
Atwood Car Wash	1512 Atwood Avenue Johnston RI 02919	97	No
Atwood Laundromat	1215 Atwood Avenue Johnston RI 02919	92	No
Au Bon Pain - Women & Infants' Hospital	101 Dudley Street Providence RI 02905	85	No
Au Bon Pain Company, Inc.	100 Westminster Street, Fleet Center Providence RI 02903	85	No
Aurora Civic Association	289 Broadway Providence RI 02903	85	No
Auto Parts Group Southwest, LLC.	30 Green Earth Avenue Johnston RI 02919	42	No
Avalon Bay - Center Place	50 Park Row West Providence RI 02903	89	No
Avenue Grille	2223 Mineral Spring Avenue North Providence RI 02911	85	No



**Field's Point  
List of Permitted Users - 2015**

<b>Company Name</b>	<b>Facility Address</b>	<b>Category</b>	<b>Significant</b>
Aznet LLC	856-858 Admiral Street Providence RI 02904	92	No
B&D LLC	255 Weybosset Street Providence RI 02903	85	No
B. Deltoro & Sons, Inc.	393 Harris Avenue Providence RI 02909	81	No
B. Maceroni & Sons, Inc.	1381 Smith Street North Providence RI 02911	96	No
B. R. Kingston LLC	985 North Main Street Providence RI 02904	97	No
B.J. Clanton Complex	674 Prairie Avenue Providence RI 02903	86	No
Babylon 1 Inc.	292 Atwells Avenue Providence RI 02903	85	No
Bacani Enterprises	1455 Mineral Spring Ave North Providence RI 02904	85	No
Bacaro Restaurant	262 South Water Street Providence RI 02903	85	No
Baffoni's Poultry Farm	320 Greenville Avenue Johnston RI 02919	81	No
Bagel Express	1846 Smith Street North Providence RI 02911	81	No
Baja's	273A Thayer Street Providence RI 02906	85	No
Baker Street Cafe LLC	75 Baker Street Providence RI 02905	85	No
Ballard Mack Sales and Service of RI	280 Scituate Avenue Johnston RI 02919	37	No
Bang Bar Inc.	370 Richmond Street Providence RI 02903	85	No
Bank of America City Center	2 Kennedy Plaza Providence RI 02903	89	No
Bannister House Inc.	135 Dodge Street Providence RI 02907	86	No
Barbara Mancini Cavicchio DDS	1492 Mineral Spring Avenue North Providence RI 02904	94	No
Barbara's Catering	1282 Chalkstone Avenue Providence RI 02908	85	No
Basha Restaurant & Bar, Inc.	284 Thayer Street Providence RI 02906	85	No
Bay Foods, Inc.	1303 North Main Street Providence RI 02904	85	No
Bayside Endoscopy Center, LLC.	33 Staniford Street, First Floor Providence RI 02905	95	No
BBRG TR Operating, LLC	148 Providence Place Providence RI 02903	85	No
Being Sisyphus, Inc.	11 Olneyville Square Providence RI 02909	85	No
Bell Funeral Home, Inc.	571 Broad Street Providence RI 02907	96	No
Bella's Jewelry	225 Dupont Drive Providence RI 02907	42	No
Beneficent House, Inc.	One Chestnut Street Providence RI 02903	86	No
Berkshire Place Ltd.	455 Douglas Avenue Providence RI 02908	86	No
Best Cleaner Inc.	1115 Chalkstone Avenue Providence RI 02908	92	No
Best Eastern Chinese Restaurant	1820 Mineral Spring Avenue North Providence RI 02904	85	No
Best Taste	1001 Mineral Spring Avenue North Providence RI 02904	85	No
Bethany Home of Rhode Island	111 South Angell Street Providence RI 02906	86	No
Better Burger Company	215-217 Thayer Street Providence RI 02906	85	No

**Field's Point**  
**List of Permitted Users - 2015**

<b>Company Name</b>	<b>Facility Address</b>	<b>Category</b>	<b>Significant</b>
Betty's Restaurant	1075 Charles Street North Providence RI 02904	85	No
Big Ricks Subs and Wieners	1219 Atwood Avenue Johnston RI 02919	85	No
Big Tony's Pizza	525 Eaton Street Providence RI 02908	85	No
Bitumar	30 Shipyard Street Providence RI 02905	95	No
Bj's Wholesale Club	200 Stonehill Road Johnston RI 02919	82	No
BL Restaurant Operations, LLC	One Union Station Providence RI 02903	85	No
Blossom Laundry Inc.	65 Manton Avenue Providence RI 02909	92	No
Blue Cross-Blue Shield	500 Exchange Street Providence RI 02903	86	No
Blue Elephant Restaurant, Inc.	303 South Main Street Providence RI 02903	85	No
BMFERS LLC	380 Atwells Avenue Providence RI 02909	85	No
Boat on the Blue Inc.	122 Fountain Street Providence RI 02903	85	No
Bob & Timmy's Grilled Pizza	32 Spruce Street Providence RI 02903	85	No
Bob's Riccotti's Sandwich Shop	1465 Atwood Avenue Johnston RI 02919	85	No
Bocado Tapas Wine Bar	60 Valley Street Providence RI 02909	85	No
Bonanza Acquisition, LLC	One Bonanza Way Providence RI 02904	37	No
Bonollo Provisions Co., Inc.	55 Clarkson Street Providence RI 02908	81	No
Boojums Inc.	1455 Westminster Street Providence RI 02909	85	No
Borrelli's Bakery	805 Charles Street Providence RI 02904	81	No
Boston Market - Providence	633 North Main Street Providence RI 02904	85	No
Bravo Brasserie	123 Empire Street Providence RI 02903	85	No
Bread Unlimited, LLC	11 Newark Street, #1 Providence RI 02908	81	No
Brewed Awakenings Coffeeshouse LLC	1577 Atwood Avenue Johnston RI 02919	85	No
Briana's Restaurant	758 Atwells Avenue Providence RI 02908	85	No
Briarcliffe Gardens	49 Old Pocasset Road Johnston RI 02919	86	No
Bright Funeral Home	290 Public Street Providence RI 02905	96	No
Britannia Pacific Properties	139 Mathewson Street Providence RI 02903	86	No
Brittany Motors	159 Greenville Avenue Johnston RI 02919	97	No
Broad and Potter Laundromat	769 Broad Street Providence RI 02907	92	No
Broad, Inc.	933 Broad Street Providence RI 02907	81	No
Broadway Bistro	205 Broadway Providence RI 02903	85	No
Broadway Laundry, Inc.	135 Broadway Providence RI 02903	92	No
Brother's Famous Pizza	950 Broad Street Providence RI 02905	85	No
Brown University	75 Waterman Street Providence RI 02912	86	No

**Field's Point  
List of Permitted Users - 2015**

<b>Company Name</b>	<b>Facility Address</b>	<b>Category</b>	<b>Significant</b>
Brown University - Barbour Hall	100 Charlesfield Street Providence RI 02906	86	No
Brown University - Barus & Holley	184 Hope Street Providence RI 02906	95	No
Brown University - Carr House	70 Brown Street Providence RI 02912	86	No
Brown University - Central Heat Plant	235 Lloyd Avenue Providence RI 02906	52	No
Brown University - Diman & Wayland House	31 Brown Street Providence RI 02906	86	No
Brown University - Facilities Management	295 Lloyd Avenue Providence RI 02906	97	No
Brown University - Faculty Club	One Magee Street Providence RI 02912	85	No
Brown University - Geochem	152 George Street Providence RI 02906	95	No
Brown University - Graduate Center	42 Charlesfield Street Providence RI 02906	86	No
Brown University - Granoff Center	154 Angell Street Providence RI 02912	86	No
Brown University - Josiah's	101 Thayer Street Providence RI 02912	86	No
Brown University - Keeney Quad	11 Benevolent Street Providence RI 02912	86	No
Brown University - List Art	64 College Street Providence RI 02912	93	No
Brown University - Meehan Auditorium	235 Hope Street Providence RI 02912	89	No
Brown University - Metcalf hall	98 Cushing Street Providence RI 02906	86	No
Brown University - Miller Hall	118 Cushing Street Providence RI 02906	86	No
Brown University - Nelson Fitness Center	225 Hope Street Providence RI 02912	89	No
Brown University - New Pembroke Hall	302 Thayer Street Providence RI 02906	86	No
Brown University - Rhode Island Hall	60 George Street Providence RI 02912	86	No
Brown University - Sears House	113 George Street Providence RI 02906	86	No
Brown University - Sharpe Refectory	144 Thayer Street Providence RI 02912	85	No
Brown University - Sidney Frank Hall	171 Meeting Street Providence RI 02912	95	No
Brown University - Strip Mall	252 Brook Street Providence RI 02906	84	No
Brown University - Verney Woolley	204 Meeting Street Providence RI 02912	86	No
Brown University - W. Duncan Macmillan	167 Thayer Street Providence RI 02906	95	No
Brown University - Wriston Quad	29 Brown Street Providence RI 02906	86	No
Brown University- Alumnae Hall	194 Meeting Street Providence RI 02906	52	No
Brown University- Harkness House	47 Charlesfield Street Providence RI 02906	86	No
Brown University-Andrews Hall	211 Bowen Street Providence RI 02903	86	No
Brown University-Hope College	21 Prospect Street Providence RI 02912	86	No
Brown University-Horace Mann	47-49 George Street Providence RI 02912	86	No
Brown University-Hunter Lab	89 Waterman Street Providence RI 02912-9079	95	No
Brown University-Lyman Hall	77 Waterman Street Providence RI 02912	86	No

**Field's Point**  
**List of Permitted Users - 2015**

<b>Company Name</b>	<b>Facility Address</b>	<b>Category</b>	<b>Significant</b>
Brown University-Manning Building	1-21 Prospect Street Providence RI 02912	86	No
Brown University-Medical Education Bldg.	222 Richmond Street Providence RI 02903	95	No
Brown University-Remediation Project	70 Ship Street Providence RI 02912	40	No
Brown University-Watson Center	366 Brook Street Providence RI 02906	53	No
Bubble Tea House	849 Westminster Street Providence RI 02903	85	No
Burger Domination LLC	301 Atwells Avenue Providence RI 02903	85	No
Burger King - # 1989	458 Smithfield Avenue Providence RI 02904	85	No
Burger King - # 2421	280 Broad Street Providence RI 02907	85	No
Burger King - #3406	45 Pleasant Valley Parkway Providence RI 02908	85	No
Burger King #10759	1382 Mineral Spring Avenue North Providence RI 02904	85	No
Busy Bubbles	610 Plainfield Street Providence RI 02909	92	No
Butler Hospital	345 Blackstone Boulevard Providence RI 02906	90	No
C&L Johnston, LLC	1448 Hartford Avenue, Suite A Johnston RI 02919	85	No
Cafe Choklad	2 Thomas Street Providence RI 02903	85	No
Cafe La France - Empire	73 Empire Street Providence RI 02903	85	No
Cafe Nuovo	One Citizen Plaza Providence RI 02903	85	No
Cajun Luau	Providence Place Mall Providence RI 02903	85	No
Calf Donuts Inc.	1245 North Main Street Providence RI 02904	85	No
Cal's Corner Restaurant	1538 Smith Street North Providence RI 02911	85	No
Camila Dry Cleaner, LLC	1060 Broad Street Providence RI 02905	92	No
Capital Grille Holdings, Inc.	10 Memorial Blvd. Suite 101 Providence RI 02903	85	No
Capitol Ridge at Providence - Harbor	800 Smith Street Providence RI 02908	86	No
Capitol Ridge at Providence - Lodge	700 Smith Street Providence RI 02908	86	No
Capriccio's Restaurant	2 Pine Street Providence RI 02903	85	No
Caress Dental Inc.	909 North Main Street Providence RI 02904	94	No
Caribe Mini Mart, LLC	615 Charles Street Providence RI 02904	85	No
Caribe Restaurant	582 Cranston Street Providence RI 02907	85	No
Carl G. Lauro School	99 Kenyon Street Providence RI 02903	86	No
Carrie's Restaurant, Inc.	1035 Douglas Avenue Providence RI 02904	85	No
Carrie's Seafood Express	1942 Smith Street North Providence RI 02911	85	No
Caserta Pizzeria	121 Spruce Street Providence RI 02903-1524	85	No
Cassarino's Restaurant	177 Atwells Avenue Providence RI 02903	85	No
Catanzaro's Pizzeria	1385 Mineral Spring Ave North providence RI 02904	85	No

**Field's Point  
List of Permitted Users - 2015**

<b>Company Name</b>	<b>Facility Address</b>	<b>Category</b>	<b>Significant</b>
Cathedral Art Metal Co., Inc.	25 Manton Avenue Providence RI 02909	24	No
Celebrity Cleaners	335 Manton Avenue Providence RI 02909	92	No
Central High School	70 Fricker Street Providence RI 02903	86	No
Centredale Donuts	2073 Smith Street North Providence RI 02911	85	No
Certified Disaster Restoration	15 Clarkson Street Providence RI 02908	99	No
Chalk Donuts Inc.	1082 Chalkstone Avenue Providence RI 02909	85	No
Chalkstone Auto Body, Inc.	224 Chalkstone Avenue Providence RI 02908	97	No
Chalkstone Supermarket	1050 Chalkstone Avenue Providence RI 02908	82	No
Champagne & Light DMDs	189 Waterman Street Providence RI 02906	94	No
Channthathim Inc.	787 Hope Street Providence RI 02906	85	No
Charles Street Coffee Company	813 Charles Street Providence RI 02904	85	No
Charles Street Diner	1029 Charles Street North Providence RI 02904	85	No
Charlesgate Nursing Center	100 Randall Street Providence RI 02904	86	No
Charley PR Inc.	1 Providence Place, Space 5115 Providence RI 02903	85	No
Chef Ho's	243 Atwells Avenue Providence RI 02903	85	No
Chelo's	505 Silver Spring Street Providence RI 02904	85	No
Cheng's Kitchen	1526 Smith Street North Providence RI 02911	85	No
Cherry Hill Grille	223 B Greenville Avenue Johnston RI 02919	85	No
Cherry Hill Manor	2 Cherry Hill Road Johnston RI 02919	86	No
China Garden Chinese Restaurant	1011 Chalkstone Avenue Providence RI 02908	85	No
China Jade Restaurant	1511 Atwood Avenue Johnston RI 02919	85	No
Chipotle Mexican Grill of Colorado, LLC	235 Thayer Street Providence RI 02906	85	No
Choi's Restaurant	420 Cranston Street Providence RI 02907	85	No
Chow Fun, Inc.	121 North Main Street Providence RI 02903	85	No
Christian Brothers LLC	11 West Park Street Providence RI 02908	86	No
Christiansen Dairy Co. Inc.	1729 Smith Street North Providence RI 02911	84	No
Christina D. Dicomis DMD	1557 Hartford Avenue Johnston RI 02919	94	No
Churchill & Banks Co.	110 Elm Street Providence RI 02903	53	No
Ciao Italia Bakery, Inc.	269 Greenville Avenue Johnston RI 02919	81	No
Ciara Restaurant and Lounge, Inc.	678 Killingly Street Johnston RI 02919	85	No
Cibao Supermarket	228 Manton Avenue Providence RI 02903	82	No
Cilantro Restaurant Partners, LLC	1658 Mineral Spring Avenue North Providence RI 02904	85	No
Circe	50 Weybosset Street Providence RI 02903	85	No

**Field's Point  
List of Permitted Users - 2015**

<b>Company Name</b>	<b>Facility Address</b>	<b>Category</b>	<b>Significant</b>
Cisco's Pizza	361 Reservoir Avenue Providence RI 02907	85	No
City of Providence	444 Westminster Street Providence RI 02903	86	No
Cityline Dental	400 Reservoir Avenue Providence RI 02907	94	No
CJUF III MJH Providence, LLC	One Orms Street Providence RI 02904	86	No
Clean Plate	345 South Water Street Providence RI 02903	85	No
Club Fantasies	28 Sims Avenue Providence RI 02909-1023	85	No
CMG Holding Company LLC	20 Westminster Street Providence RI 02903	85	No
Coca Cola Enterprises, Inc.	95 Pleasant Valley Parkway Providence RI 02908	37	No
Coffee Plus Snack Bar V.F.#68	80 Washington Street Providence RI 02903	85	No
Coin-Op - Providence	280 - 282 Smith Street Providence RI 02908	92	No
Colbea LLC (North Main)	1075 North Main Street Providence RI 02904	97	No
Coletta's Collision Center	283 Allens Avenue Providence RI 02905	97	No
Comfort Dental	1482 Broad Street Providence RI 02905	94	No
Community College of RI	1762 Louisquisset Pike Lincoln RI 02865-4585	86	No
Community College of RI - Providence	One Hilton Street Providence RI 02905	86	No
Complete Cleaning Systems Inc.	333 Niantic Avenue, Unit 1 Cranston RI 02910	99	No
Contech Medical, Inc.	99 Hartford Avenue Providence RI 02909	43	No
Contract Specialties, Inc.	234 Hartford Avenue Providence RI 02909	11	Yes
Cook & Brown Public House, Ltd.	959 Hope Street Providence RI 02906	85	No
Cookie Lady & Co.	560 Killingly Street Johnston RI 02919	85	No
Cool-Lick's Lemonade and Ice Cream	1808 Smith Street North Providence RI 02911	85	No
Cooperative Care Center	2 Dudley Street Providence RI 02905-3236	90	No
Corner Pocket Billiards & Grille	1428 Hartford Avenue Johnston RI 02919	85	No
Courtesy Cleaners, Inc.	13 Industrial Lane Johnston RI 02919	92	No
Courtyard by Marriott	32 Exchange Terrace Providence RI 02903	86	No
Cox Communications, Inc. - FP Vault	9 James P Murphy Highway West Warwick RI 02893	27	No
Craig Van Dongen, DDS	372 Ives Street Providence RI 02906	94	No
Crisloid, LLC	55 Porter Street Providence RI 02905	21	No
Cumberland Farms, Inc.	663 Killingly Street Johnston RI 02919	85	No
D & D Chrome Plating	355 Dexter Street Providence RI 02907	41	No
D&D Coffee, Inc.	1800 Smith Street North Providence RI 02911	85	No
D. E. Foods, Inc.	420 Broad Street Providence RI 02907	85	No
D. Palmieri Bakery	624 Killingly Street Johnston RI 02919	89	No

**Field's Point  
List of Permitted Users - 2015**

<b>Company Name</b>	<b>Facility Address</b>	<b>Category</b>	<b>Significant</b>
Dama Jewelry Technologies	25 Oakdale Avenue Johnston RI 02919	26	No
D'Ambra Auto Sales	169 Elmwood Avenue Providence RI 02907	97	No
D'Angelo Sandwich Shop - Atwood	1450 Atwood Avenue Johnston RI 02919	85	No
DAPP Enterprises LLC	1041 Douglas Avenue Providence RI 02904	85	No
Darlington Memory Lane Inc.	1073 Mineral Spring Avenue North Providence RI 02904	86	No
Darlington Memory Lane, Inc.	1081-R Mineral Spring Avenue North Providence RI 02904-4101	86	No
Dave & Buster's	40 Providence Place Providence RI 02903	85	No
Dave's Coffee	341 South Main Street Providence RI 02903	85	No
David I. Konicov, D.D.S.	189 Governor Street Providence RI 02906	94	No
Davies Technical School	50 Jenckes Hill Road Lincoln RI 02865	86	No
Dean Auto Collision Center	700 North Main Street Providence RI 02904	97	No
Delcupolo, Abramowitz & Associates	117 Wickenden Street Providence RI 02903	94	No
DelGreco Family LLC	819 Elmwood Avenue Providence RI 02907	97	No
Den Den Cafe Asiana	161 Benefit Street Providence RI 02903	85	No
Denise M. Shapiro, DDS	40 Elmgrove Avenue Providence RI 02906	94	No
Dent Plus Dental Center	66 Kennedy Plaza Providence RI 02903	94	No
Dental Associates of RI	1414 Atwood Avenue - Suite 350 Johnston RI 02919	94	No
Department of Administration	50 Orms Street Providence RI 02904	52	No
Department of Administration	1 Capitol Hill Providence RI 02908	83	No
Designs International Inc.	1263 Hartford Avenue Johnston RI 02919	21	No
Detroit Collision Center	1189 Douglas Avenue North Providence RI 02904	97	No
Dexter Cleaners	1669 Mineral Spring Avenue North Providence RI 02904	92	No
DFI-EP, LLC	50 Waterman Avenue North Providence RI 02911	11	Yes
DiCecco Inc.	1463 Atwood Avenue Johnston RI 02919	85	No
DiFruscia Industries, Inc.	20-A Starr Street Johnston RI 02919	11	Yes
Dinarijak, Inc.	1410 Mineral Spring Avenue North Providence RI 02904	85	No
Dinga Operating LLC	1427 Hartfod Avenue Johnston RI 02919	85	No
Diocese of Providence - Office Building	One Cathedral Square Providence RI 02903	52	No
Dolce Gelateria Inc.	266 Wickenden Street Providence RI 02903	85	No
Dominion Energy Manchester St., Inc.	40 Point Street Providence RI 02903	27	Yes
Domino's Pizza (Broad Street)	526 Broad Street Providence RI 02907	85	No
Domino's Pizza (Chalkstone Avenue)	1010 Chalkstone Avenue Providence RI 02905	85	No
Don Jose Restaurant	351 Atwells Avenue Providence RI 02903	85	No

**Field's Point  
List of Permitted Users - 2015**

<b>Company Name</b>	<b>Facility Address</b>	<b>Category</b>	<b>Significant</b>
Dr. Larry Levin	276 Smith Street Providence RI 02908	94	No
Dr. Lee Whitney	261 Academy Avenue Providence RI 02908	94	No
Drs. Rubinstein & Ducoff, Inc.	362 Ives Street Providence RI 02906	94	No
Drs. Votolato and Paziienza	266 Wayland Avenue Providence RI 02906	94	No
Dunkin Donuts - Allens Avenue	818 Allens Avenue Providence RI 02905	85	No
Dunkin Donuts - Atwells Avenue	579 Atwells Avenue, Suite 101E Providence RI 02903	85	No
Dunkin Donuts - Atwood Avenue	1491 Atwood Avenue Johnston RI 02919	85	No
Dunkin Donuts - Branch Avenue	740 Branch Avenue Providence RI 02904	85	No
Dunkin Donuts - Broad Street	315 Broad Street Providence RI 02907	85	No
Dunkin Donuts - Gano Street	133 Gano Street Providence RI 02906	85	No
Dunkin Donuts - Plainfield Street	672 Plainfield Street Providence RI 02903	85	No
Dunkin Donuts - Pleasant Valley	14 Pleasant Valley Parkway Providence RI 02908	85	No
Dunkin Donuts (Providence Place Mall)	Providence Place Mall Providence RI 02903	85	No
Dunkin Donuts Center	One LaSalle Square Providence RI 02903	86	No
Dunkin Donuts-Killingly	602 Killingly Street Johnston RI 02906	85	No
Du-Pro-Lux Cleansers	597 Plainfield Street Providence RI 02909	92	No
D'Vine on the Hill	145 Spruce Street Providence RI 02903	85	No
E&M Enterprises, LTD	16 Sunnyside Avenue Johnston RI 02919	11	Yes
Eagle Laundry Inc.	411 Charles Street Providence RI 02904	25	Yes
East Coast Pizza	39E Greenville Avenue Johnston RI 02919	85	No
East Coast Screen Printing	22 Partridge Street Providence RI 02908	99	No
East Side Cottage, LLC	748 Hope Street Providence RI 02906	85	No
East Side Endodontics	130 Waterman Street Providence RI 02906	94	No
East Side Periodontics, Ltd.	324 Angell Street Providence RI 02906	99	No
East Side Pockets, INC	278 Thayer Street Providence RI 02906	85	No
Eastern Color & Chemical Co.	35 Livingston Street Providence RI 02904	22	Yes
Eastern Screw Company	71 Mill Street Johnston RI 02919	26	No
Eastside Providence, LLC	165 Pitman Street Providence RI 02906	82	No
Easy Entertaining, Inc.	166 Valley Street, Building 10 Providence RI 02909	85	No
Edesia Global Nutrition Solutions	88 Royal Little Drive Providence RI 02904	35	No
El Chapin	271 Plainfield Street Providence RI 02909	85	No
El Fogon Latino Restaurant, LLC	1100 Broad Street Providence RI 02905	85	No
El Fogonazo Meat Market	1059 Broad Street Providence RI 02905	81	No



**Field's Point  
List of Permitted Users - 2015**

<b>Company Name</b>	<b>Facility Address</b>	<b>Category</b>	<b>Significant</b>
El Mogote	1262 Broad Street Providence RI 02905	85	No
El Quiche Bakery Store, Inc.	1076 Chalkstone Avenue Providence RI 02908	81	No
El Rancho Grande	311 Plainfield Street Providence RI 02909	85	No
El Rey De Las Pupusas	1019 Chalkstone Avenue Providence RI 02908	85	No
El Tiburon	370 Valley Street Providence RI 02908	85	No
Electrolizing, Inc.	20 Houghton Street Providence RI 02904	11	Yes
Ellie's Bakery	61 Washington Street Providence RI 02903	85	No
Elliot M. Robbins Funeral Home	2251 Mineral Spring Avenue North Providence RI 02911	96	No
Elmwood Avenue Church of God	297 Elmwood Avenue Providence RI 02907	85	No
Elmwood Community School	708 Elmwood Ave Providence RI 02907	86	No
Elmwood Health Center	225 Elmwood Avenue Providence RI 02907	86	No
Elmwood Ultra Clean Laundry	801 Elmwood Avenue Providence RI 02907	92	No
Enterprise Rent-A-Car of R.I. (NP)	1935 Mineral Spring Avenue North Providence RI 02904	37	No
Epivax, Inc.	146 Clifford Street Providence RI 02903	95	No
Epoch Assisted Living on the East Side	1 Butler Avenue Providence RI 02906	86	No
Epoch Senior Living, Inc.	353 Blackstone Boulevard Providence RI 02906	86	No
Ethan Zamp & Co. Ltd.	125 North Main Street Providence RI 02903	85	No
Excellent Pizza	255 Reservoir Ave. Providence RI 02907	85	No
Extreme Auto Recondition	303 Pocasset Avenue Providence RI 02909	97	No
Extreme Clean Laundry Inc.	50 Ann Mary Street Pawtucket RI 02860	92	No
F. Saia Restaurants, Inc. LLC	1200 Hartford Avenue Johnston RI 02919	85	No
Fairfield University Heights LP	99 Roger Williams Green Providence RI 02904	86	No
Fairfield University Heights LP	99 Roger Williams Green Providence RI 02904	86	No
Fairfield University Heights LP	99 Roger Williams Green Providence RI 02904	86	No
Fairfield University Heights, LP	99 Roger Williams Green Providence RI 02904	86	No
Fairfield University Heights, LP	99 Roger Williams Green Providence RI 02904	86	No
Famiglia e Amici Inc.	762 Hope Street Providence RI 02906	85	No
Fat Belly's Pub	125 Canal Street Providence RI 02903	85	No
FC Biltmore Hotel Management	11 Dorrance Street Providence RI 02903	86	No
FedEx Ground Package System, Inc.	29 Green Earth Way Johnston RI 02919	37	No
Fed-Rick Veal Company	125 Sutton Street Providence RI 02903	81	No
Fellini Pizzeria	166 Wickenden Street Providence RI 02903	85	No
Ferguson Animal Enterprises Inc.	660 Woonasquatucket Avenue North Providence RI 02911	99	No

**Field's Point**  
**List of Permitted Users - 2015**

<b>Company Name</b>	<b>Facility Address</b>	<b>Category</b>	<b>Significant</b>
Ferguson Perforating Company	130 Ernest Street Providence RI 02905	42	No
FI Managment, LLC	929 North Main Street Providence RI 02904	92	No
Fidas Restaurant Inc.	270 Valley Street Providence RI 02909	85	No
Figidini Wood Fire Eatery, LLC	67 Washington Street Providence RI 02903	85	No
Finest Car Wash	38 Pleasant Valley Parkway Providence RI 02908	97	No
Firehouse No. 13, LLC	41 Central Street Providence RI 02907	85	No
First Casting, Inc.	64 Dyerville Avenue Johnston RI 02919	59	No
Flan y Ajo	225 A Westminster Street Providence RI 02903	85	No
Flatbread Providence, Inc.	161 Cushing Street Providence RI 02906	85	No
Fleming's Steakhouse	1 West Exchange Street Providence RI 02903	85	No
Fondue Providence, LLC	199 Providence Place Providence RI 02903	85	No
Food and Beverage Corp.	44 Custom House Street Providence RI 02903	85	No
Food For The Soul	149 Admiral Street Providence RI 02908	85	No
Forty-Four Donuts, Inc.	39A Putnam Pike Johnston RI 02919	85	No
Four Season's Restaurant	361 Reservoir Avenue Providence RI 02907	85	No
Freeway Car Wash	1880 Westminster Street Providence RI 02909	97	No
Friendly Laundromat, Inc.	1000 Chalkstone Avenue Providence RI 02908	92	No
Friendly's	1883 Mineral Spring Avenue North Providence RI 02904	85	No
Froyo World	219 Thayer Street Providence RI 02906	85	No
Fruity Franchise	755 Westminster Street Providence RI 02903	85	No
Fruitzy	226 Atwells Avenue Providence RI 02903	85	No
Fu Ming Chinese Restaurant	9 Greenville Avenue Johnston RI 02919	85	No
Fuji Chen	Providence Place Mall Providence RI 02903	85	No
Fuji Restaurant Group, Inc.	1190 North Main Street Providence RI 02904	85	No
G. Tanury Plating Company	100 Railroad Avenue Johnston RI 02919	11	Yes
Galvanique (Johnston)	1340 Hartford Avenue Johnston RI 02919	41	No
Gano Holdings, LLC	220 India Street Providence RI 02903	86	No
Ga-Rel Manufacturing Company	564 Manton Avenue Providence RI 02909	44	No
Genesis Marketing Group - Warren Avenue	2 Warren Avenue North Providence RI 02911	42	No
Geneva Diner	1162 Douglas Avenue North Providence RI 02904	85	No
Geoff's Superlative Sandwiches - Benefit	163 Benefit Street Providence RI 02903	85	No
Gepetto's	57 DePasquale Avenue Providence RI 02903	85	No
GIFU Providence, Inc.	Providence Place Mall Providence RI 02903	85	No

**Field's Point  
List of Permitted Users - 2015**

<b>Company Name</b>	<b>Facility Address</b>	<b>Category</b>	<b>Significant</b>
Gilbane Building Company	7 Jackson Walkway Providence RI 02903	53	No
Godiva Chocolatier	110 Providence Place Providence RI 02903	85	No
Golden City	39 Putnam Pike Johnston RI 02919	85	No
Golden Palace Chinese Restaurant	744 Branch Avenue Providence RI 02904	85	No
Gothic Pewter LLC	95 Hathaway Street, Suite 31 Providence RI 02907	43	No
Gracie's Ventures	194 Washington Street Providence RI 02903	85	No
Greco Brothers Inc.	1 Greco Lane Providence RI 02909-2616	27	No
Green Apple	168 Atwells Avenue Providence RI 02903	85	No
Greystone Auto Center	129 Waterman Avenue North Providence RI 02911	97	No
GTECH Center	10 Memorial Blvd Providence RI 02903	85	No
Guido Murphy, Inc.	1874 Mineral Spring Avenue North Providence RI 02904	85	No
H and A Kitchen	92 Carpenter Street Providence RI 02903	85	No
H&S Management, LLC	1401 Douglas Avenue North Providence RI 02904-4058	85	No
HABC, LLC	3 Luongo Memorial Square Providence RI 02903	85	No
Hacienda, Inc.	175 Putnam Pike Johnston RI 02919	85	No
Harrison Casting	15 Joy Street Johnston RI 02919	51	No
Hartford Laundromat, Inc.	401 Hartford Avenue Providence RI 02909	92	No
Haruki East Ltd.	172 Wayland Avenue Providence RI 02906	85	No
Hasbro	15 LaSalle Square Providence RI 02903	86	No
Haven Brothers Diner	72 Spruce Street Providence RI 02903-1557	85	No
Hemenway's Seafood Grill & Oyster Bar	121 South Main Street Providence RI 02903	85	No
High Tide Food Concepts LLC	71 Washington Street Providence RI 02903	85	No
Highlander Charter School	42 Lexington Avenue Providence RI 02907	86	No
Hillview Auto Body	105 Railroad Avenue Johnston RI 02919	97	No
HNR, LLC	300 George Waterman Road Johnston RI 02919	85	No
Hobbs Brook Management LLC	1301 Atwood Avenue Johnston RI 02919	86	No
Hobbs Brook Management, LLC	270 Central Avenue Johnston RI 02919	86	No
Hodosh Dental Associates, Inc.	243 Elmwood Avenue Providence RI 02907	94	No
Hoey-Arpin-Williams-King Funeral Home	168 Academy Avenue Providence RI 02908	96	No
Home and Hospice Care of Rhode Island	1085 North Main Street Providence RI 02904	86	No
Homefries Restaurant	1417 Atwood Avenue Johnston RI 02919	85	No
Hometown Pizza and Subs	620 Killingly Street Johnston RI 02919	85	No
Honey Dew Donuts (Allens)	460 Allens Avenue Providence RI 02905	85	No

**Field's Point**  
**List of Permitted Users - 2015**

<b>Company Name</b>	<b>Facility Address</b>	<b>Category</b>	<b>Significant</b>
Hope Creamery	569 Branch Avenue Providence RI 02904	85	No
Hope Street KFC Inc.	805 North Main Street Providence RI 02904	85	No
Hope Street Pizza	772 Hope Street Providence RI 02906	85	No
Hopkins Manor Ltd	610 Smithfield Road North Providence RI 02904	86	No
Housing Authority of the City of Prov.	243 Smith Street Providence RI 02903	86	No
Hudson Services, Inc.	101 Cranston Street Providence RI 02907	92	No
Hurd Auto Mall LLC	1705 Hartford Avenue Johnston RI 02919	97	No
Hussaini & Banai Bros of P.P. LLC	162 Providence Place Providence RI 02903	85	No
I Heart Cakes	39 Greenville Avenue, Unit D Johnston RI 02919	81	No
I Love Mexico	283 Smith Street Providence RI 02908	85	No
I. Broomfield & Son, Inc.	14 LeHigh Street Providence RI 02905	41	No
Ice Lounge, Inc.	342 Atwells Avenue Providence RI 02903-1444	85	No
Ideal Plating & Polishing Co., Inc.	175 Public Street Providence RI 02903	11	Yes
Imperial Tile & Marble Works Inc.	1006 Charles Street North Providence RI 02904	99	No
India House Inc.	261 Thayer Street Providence RI 02906	85	No
India Restaurant	1060 Hope Street Providence RI 02906	85	No
Induplate LLC	1 Greystone Drive North Providence RI 02911	11	Yes
International Chromium Plating	2 Addison Place Providence RI 02909	11	Yes
International Etching, Inc.	7 Ninigret Avenue Providence RI 02907	11	Yes
International Insignia Corporation	1280 Eddy Street Providence RI 02905	11	Yes
Ira Green, Inc.	177 Georgia Avenue Providence RI 02905	11	Yes
Istanbul Gourmet Market, LLC	1706 Mineral Spring Avenue North Providence RI 02904	82	No
Italia, LLC	659 Smith Street Providence RI 02908	85	No
Italian Dessert Service Import, Inc.	59 DePasquale Plaza Providence RI 02903	85	No
Item Holdings, LLC	55 Dupont Drive Providence RI 02907	49	No
Ivy Tavern	758 Hope Street Providence RI 02906	85	No
Izzi Orthodontics	1351 Smith Street North Providence RI 02911	94	No
J & M Convenience Store	718 Plainfield Street Providence RI 02909	85	No
J & W - Athletics Practice Facility	60 Harborside Boulevard Cranston RI 02905	85	No
J & W - Center for Culinary Excellence	333 Shipyard Street Providence RI 02905	86	No
J & W - East Hall	1 Washington Avenue, CUE Providence RI 02905	86	No
J & W - Imperial Hall	15 Hospital Street Providence RI 02903	86	No
J & W - Renaissance Hall	101 Cedar Street Providence RI 02903	86	No

**Field's Point  
List of Permitted Users - 2015**

<b>Company Name</b>	<b>Facility Address</b>	<b>Category</b>	<b>Significant</b>
J & W - South Hall	1 Washington Ave Providence RI 02905	86	No
J & W - Taco Center Criminalistics Lab	10 Abbott Park Place Providence RI 02903	95	No
J & W - West Hall	1 Washington Avenue, CUW Providence RI 02905	86	No
J & W - Wildcat Center	305 Shipyard Street Providence RI 02905	86	No
J & W - Xavier Mercy Hall	60 Broad Street Providence RI 02903	86	No
J & W Xavier Academics Center	261 Pine Street Providence RI 02903	86	No
J & W-Chestnuts	59 Chestnut Street Providence RI 02903	85	No
J & W-Culinary Museum Catering Kitchen	315 Harborside Boulevard Providence RI 02905	86	No
J & W-Harborside Academics	265 Harborside Blvd. Providence RI 02905	86	No
J & W-McNaulty Hall	101 Pine Street Providence RI 02903	86	No
J & W-Snowden Hall	32 Page Street Providence RI 02903	86	No
J & W-The University Club	30 Chestnut Street Providence RI 02903	85	No
J.F. Skeffington Funeral Home	925 Chalkstone Avenue Providence RI 02908	96	No
J.H. Realty	134 Thurbers Avenue Providence RI 02905	53	No
J.M.V. Pizza & Subs	35 Smithfield Road North Providence RI 02904	85	No
J.T.O. AAMCO, Inc.	422 Silver Spring Street Providence RI 02904	42	No
JAAR Realty, LLC	146 Acorn Street Providence RI 02903	85	No
Jacky's Galaxie	1 Commerce Way Johnston RI 02919	85	No
Jacky's Galaxie Restaurant	1449 Mineral Spring Avenue North Providence RI 02904	85	No
Jacky's Restaurant and Banquets	1488 Mineral Spring Avenue North Providence RI 02904	85	No
Jacky's Waterplace	Water Place Towers, 200 Exchange Street Providence RI 02903	85	No
Jacob Werba	655 Broad Street Providence RI 02907	94	No
Jains's Laundry, Inc.	39 Putnam Pike Johnston RI 02919	92	No
JAMRA, Inc.	680 Admiral Street Providence RI 02908	85	No
Jan Co Central, Inc.	155 Thurbers Avenue Providence RI 02905	85	No
Jan Co, Inc.	1375 Hartford Avenue Johnston RI 02919	85	No
Jan Co. Central, Inc.	9 Putnam Pike Johnston RI 02919	85	No
Jaques, Ltd.	234 Thayer Street Providence RI 02906	85	No
JC Gorham Co.	625 Harris Avenue Providence RI 02909	41	No
Jeanette's Bakery	348 Branch Avenue Providence RI 02904	81	No
JH Restaurant Providence LLC	36 Exchange Terrace Providence RI 02903	85	No
Jiang Li, LLC	1025 Chalkstone Avenue Providence RI 02908	92	No
JLC Foods, Inc.	1920 Mineral Spring Avenue North Providence RI 02904	85	No

**Field's Point**  
**List of Permitted Users - 2015**

<b>Company Name</b>	<b>Facility Address</b>	<b>Category</b>	<b>Significant</b>
JL's Dana's Sports Lounge	1410 R Mineral Spring Avenue North Providence RI 02904	85	No
John T. A. Romano DDS, Inc.	463 Broadway Providence RI 02909	94	No
Johnston Donuts Inc.	1680 Hartford Avenue Johnston RI 02919	85	No
Johnston Family Dentistry	1136 Hartford Avenue Johnston RI 02919	94	No
Johnston Pizza House	705 Killingly Street Johnston RI 02919	85	No
Johnston Public Schools	4 School Street Johnston RI 02919	86	No
Johnston Senior Center	1291 Hartford Avenue Johnston RI 02919	86	No
Johnston Taco, LLC	1379 Atwood Avenue Johnston RI 02919	85	No
Jon Roc Linc	100 Twin River Road Lincoln RI 02865	85	No
Jozon Enterprises, Inc.	739 Hartford Avenue Providence RI 02919-5418	85	No
JPL Enterprises, LLC	1258 Broad Street Providence RI 02905	81	No
JRB Associates Inc.	94 Silver Spring Street Providence RI 02904	11	Yes
JRB LLC	318 Broadway Providence RI 02909	85	No
JTMJ, LLC	70 Battey Street Providence RI 02903-3546	81	No
Karaoke Box	122 Fountain Street Providence RI 02903	85	No
KB Surfaces	775 Hartford Avenue Johnston RI 02919	42	No
Kelly's Car Wash, Inc.	200 Charles Street Providence RI 02904	97	No
Ken Rocha Collision, LLC	555 Cranston Street Providence RI 02907	97	No
Ken Wok	1601 Mineral Spring Avenue North Providence RI 02904	85	No
Kentucky Fried Chicken (Johnston)	1477 Atwood Avenue Johnston RI 02919	85	No
Khoo Kitchen	633 Charles Street Providence RI 02904	85	No
Killingly Express Wash, LLC	504 Killingly Street Johnston RI 02919	97	No
Kitchenbar Restaurant	771 Hope Street Providence RI 02906	85	No
KJB Industries Inc.	49 Peck Street Providence RI 02903	85	No
Koi Japanese Restaurant	1369 Hartford Avenue Johnston RI 02919	85	No
Kon Asian Bistro	1386 Atwood Avenue Johnston RI 02919	85	No
Kozy Group, LLC	1481 Broad Street Providence RI 02905	85	No
KSB LLC Subway	539C Smith Street Providence RI 02908	85	No
KVRH Foods Inc.	51 Silver Spring Street Providence RI 02904	85	No
L T Treats, Inc.	169 Providence Place Mall Providence RI 02903	85	No
L.A. Baileys	1046 Charles Street North Providence RI 02904	85	No
La Gran Parada	937 Broad Street Providence RI 02905	85	No
La Lin Enterprises, Inc.	524-528 Cranston Street Providence RI 02907	92	No

**Field's Point  
List of Permitted Users - 2015**

<b>Company Name</b>	<b>Facility Address</b>	<b>Category</b>	<b>Significant</b>
La Lupita	1950 Westminster Street Providence RI 02909	85	No
La Mei Hot Pot	256 Broadway Providence RI 02903	85	No
La Mocana Cafeteria Restaurant Corp.	1421 Broad Street Providence RI 02905	85	No
La Poblanita Carniceria Mexicana	273 Academy Avenue Providence RI 02908	81	No
La Rubia Cafeteria	338 Pocasset Avenue Providence RI 02909	85	No
La Sonrisa Cafeteria Restaurant	320 Broad Street Providence RI 02907	85	No
Ladder 133 Bar and Grill	133 Douglas Avenue Providence RI 02908	85	No
Lancellotta's Banquet Restaurant	1113 Charles Street North Providence RI 02904	85	No
Lanni Restaurant Group, LLC	16 Josephine Street North Providence RI 02904	85	No
LaSalle Academy	612 Academy Avenue Providence RI 02908	86	No
LaSalle Donuts Inc.	1009 Smith Street Providence RI 02908	85	No
Laundromax - 1315 Broad Street, LLC	1315 Broad Street Providence RI 02905	92	No
Laundromax - 932 Atwells Ave LLC	932 Atwells Avenue Providence RI 02903	92	No
Laundry Club	140 Medway Street Providence RI 02906	92	No
Laundry World	722 Cranston Street Providence RI 02907-3059	92	No
Laurelmead Cooperative Inc.	355 Blackstone Boulevard Providence RI 02906	86	No
Lawrence P. Stephenson, DDS, Ltd.	1826 Mineral Spring Avenue North Providence RI 02904	94	No
Lawrence Page, DMD, Inc.	31 Elmgrove Avenue Providence RI 02906	94	No
Li Li Wok	600 Douglas Avenue Providence RI 02908	85	No
Lifespan	One Randall Square Providence RI 02904	94	No
Lighthouse Restaurant, Inc.	1665 Hartford Avenue Johnston RI 02919	85	No
Lima Elementary School	222 Daboll Street Providence RI 02907	86	No
Lima Subs, LLC	306B Charles Street Providence RI 02904	85	No
L'Image	6 Industrial Lane Johnston RI 02919	42	No
Liquid LLC	165 Angell Street Providence RI 02906	85	No
Livi's Pocket LLC	65 Weybosset Street, Unit 101 Providence RI 02903	85	No
LM Taco RI	1481 Mineral Spring Avenue North Providence RI 02911	85	No
LNP Enterprises, Inc.	1744 Mineral Spring Avenue North Providence RI 02911	85	No
LNP Enterprises, Inc.	845 North Main Street Providence RI 02904	85	No
Lola's Cantina LLC	525 South Water Street Providence RI 02903	85	No
Long River Restaurant	433 Plainfield Street Providence RI 02909	85	No
Los Andes Restaurant	903 Chalkstone Avenue Providence RI 02908	85	No
Louis Family Restaurant	286 Brook Street Providence RI 02906	85	No

**Field's Point**  
**List of Permitted Users - 2015**

<b>Company Name</b>	<b>Facility Address</b>	<b>Category</b>	<b>Significant</b>
Lucky Kitchen	752 Hope Street Providence RI 02906	85	No
Lucky Station BBQ Restaurant	150 Elmwood Avenue Providence RI 02907	85	No
Lucky Zhu, LLC	182 Angell Street Providence RI 02906	85	No
Luigi's Restaurant & Gourmet Express	1359 Hartford Avenue Johnston RI 02919	85	No
Luxe Burger Bar	5 Memorial Boulevard Providence RI 02903	85	No
M. G. Motors Inc.	1402 Atwood Avenue Johnston RI 02919	97	No
Mac-Gray Services, Inc.	550 Hartford Avenue Providence RI 02909	92	No
Magic Gas & Carwash, Inc.	1885 Mineral Spring Avenue North Providence RI 02911	97	No
Magna Spirits, Inc.	122 Washington Street Providence RI 02903	85	No
Mahr Federal Inc	1144 Eddy Street Providence RI 02905-4509	52	No
Mahr Federal Inc.	1139 Eddy Street Providence RI 02905	11	Yes
Mainelli Tool & Die, Inc.	30 Houghton Street Providence RI 02904	42	No
Mansolillo, Mansolillo & Mansolillo LLC	1347 Hartford Avenue Johnston RI 02919	94	No
Manton Donuts, Inc.	51 Manton Avenue Providence RI 02909	85	No
Mark Precision, Inc.	70 Salmon Street Providence RI 02909	42	No
Markos Automotive	141 Manton Avenue Providence RI 02909	97	No
Martin S. Hanoian, DMD, Ltd.	595 Hope Street Providence RI 02906-2699	94	No
Martinelli Brothers LLC	64 Putnam Pike Johnston RI 02919	81	No
Masala Indian Cuisine	1920 Mineral Spring Avenue North Providence RI 02904	85	No
Maya Bakery	113-115 Valley Street Providence RI 02909	81	No
Maya Guatemala, Inc.	264 Pocasset Avenue Providence RI 02909	85	No
Mazey's Restaurant - Charles	1029 Charles Street North Providence RI 02904-5076	85	No
Mazey's Restaurant - Smith	2017 Smith Street North Providence RI 02911	85	No
McAllister Towing of Narragansett Bay	1 India Street Providence RI 02903	80	No
McAuley House	622 Elmwood Avenue Providence RI 02907	85	No
McBride's Pub	161 Wayland Avenue Providence RI 02906	85	No
McCormick & Schmick Restaurant	11 Dorrance Street Providence RI 02903	85	No
McDonalds - Branch Avenue	736 Branch Avenue Providence RI 02904	85	No
McDonald's/Kristin Foods, Inc.	1377 Atwood Avenue Johnston RI 02919	85	No
MCM Technologies	175 Dupont Drive Providence RI 02907	24	No
Mediterraneo Corp.	134 Atwells Avenue Providence RI 02903	85	No
Meeting Street	1000 Eddy Street Providence RI 02905	86	No
Mega Solutions, LLC	250 Brook Street Providence RI 02906	85	No



**Field's Point  
List of Permitted Users - 2015**

<b>Company Name</b>	<b>Facility Address</b>	<b>Category</b>	<b>Significant</b>
Mekong Market	314 Broad Street Providence RI 02907	81	No
Meller Optics, Inc.	120 Corliss Street Providence RI 02904	27	No
Metallurgical Solutions, Inc.	85 Aldrich Street Providence RI 02905	11	Yes
Metro Motor Group	1880 Hartford Avenue Johnston RI 02919	85	No
Metropolitan Career & Tech Ctr	325 Public Street Providence RI 02905	86	No
Mi Esquina Restaurant	1461 Broad Street Providence RI 02905	85	No
Mi Guatemala Restaurant	1049 Atwells Avenue Providence RI 02909	85	No
Mi Sueno Inc.	1070 Broad Street Providence RI 02905	85	No
Michael A. Barry, DMD, Inc.	1524 Atwood Avenue Johnston RI 02919	94	No
Mills Coffee Roasting Co.	1058 Broad Street Providence RI 02905	89	No
Mineral Spring Holdings, LLC	1527 Mineral Spring Avenue North Providence RI 02904	97	No
Minervas Pizza	20 South Angell Street Providence RI 02906	85	No
Minetin Frozen Yogurt	1 Providence Place Providence RI 02903	85	No
Miriam Hospital	164 Summit Avenue Providence RI 02906	90	No
Miriam Hospital - Collyer Street	195 Collyer Street Providence RI 02904	94	No
Miriam Hospital - Rise Building	14 Third Street Providence RI 02906	95	No
Miriam Hospital - West River Road	146 West River Street Providence RI 02904	94	No
Monahan-Drabble-Sherman	230 Waterman Street Providence RI 02906	96	No
Monarch Metal Finishing Co. - Aurora St.	29 Aurora Street Providence RI 02908	11	Yes
Monarch Metal Finishing, Inc.	189 Georgia Avenue Providence RI 02905	11	Yes
Moody Machine Products, Inc.	141 Carolina Avenue Providence RI 02905	21	No
Moon Tide Dyers	464 Wickenden Street Providence RI 02903	23	No
Moran Foods, LLC	361 Reservoir Avenue Providence RI 02907	82	No
Moran Transportation Industries, Inc.	106 Francis Street Providence RI 02903	52	No
Morgan Mill Metals, LLC	25 Morgan Mill Road Johnston RI 02919	41	No
Moses Brown School	250 Lloyd Avenue Providence RI 02906	86	No
Motiva Enterprises, LLC	520 Allens Avenue Providence RI 02905	37	No
Mount Pleasant High School	434 Mount Pleasant Avenue Providence RI 02908	86	No
Mozzarella's of North Providence, Inc.	1460 Mineral Spring Avenue North Providence RI 02904	85	No
Mr. Biggs Saloon	1463 Atwood Avenue Johnston RI 02919	85	No
Mt. Fuji Japanese Steak House	80 Dean Street Providence RI 02903	85	No
Mundo de Cigar	1622 Mineral Sping Avenue North Providence RI 02904	85	No
Muse Paintbar	117 North Main Street Providence RI 02903	99	No

**Field's Point**  
**List of Permitted Users - 2015**

<b>Company Name</b>	<b>Facility Address</b>	<b>Category</b>	<b>Significant</b>
Mutual Metals/Mutual Cornell	136 Corliss Street Providence RI 02904	43	No
My Car, Incorporated	1178 Atwood Avenue Johnston RI 02919	97	No
N.E. Testing Laboratory, Inc.	1254 Douglas Avenue North Providence RI 02904-5392	95	No
Nabsys 2.0 LLC	60 Clifford Street Providence RI 02903	95	No
Nami Japanese Restaurant	198 Atwells Avenue Providence RI 02903	85	No
Nanina's Bakery	515 Douglas Avenue Providence RI 02908	81	No
Nara, LLC	248 Atwells Avenue Providence RI 02903	85	No
Narr. Electric (Allens Ave.)	642 Allens Avenue Providence RI 02905	44	No
Narr. Electric Co.-Vault Op.-FP	280 Melrose Street Providence RI 02907-2157	27	No
Narragansett Electric - Melrose Chiller	280 Melrose Street Providence RI 02907	51	No
Narragansett Improvement Co.	223 Allens Avenue Providence RI 02903	35	No
Narragansett Jewelry	100 Dupont Drive Providence RI 02907	11	Yes
Naseeb Corporation	912 Broad Street Providence RI 02907	85	No
Nathan Bishop Middle School	101 Sessions Street Providence RI 02906	86	No
National Amusements, Inc.	Ten Providence Place Providence RI 02903	99	No
NBC Analytical Laboratory	One Service Road Providence RI 02905	95	No
NC Dental, Inc.	1387 Broad Street Providence RI 02905	94	No
New China	1331 Broad Street Providence RI 02905	85	No
New England Petroleum Terminal, LLC.	130 Terminal Road Providence RI 02905	59	No
New Harvest Coffee	65 Weybosset Street (Unit 118) Providence RI 02903	85	No
New Rivers Restaurant Group Inc.	9 Steeple Street Providence RI 02903	85	No
New Tokyo Inc.	388 Wickenden Street Providence RI 02903	85	No
New Wing Kee B-B-Q & Poultry	45 Central Street Providence RI 02907	85	No
NGC INC.	74 Railroad Avenue Johnston RI 02919	81	No
Nice Slice	267 Thayer Street Providence RI 02906	85	No
Nickel Corporation	833-835 Hope Street Providence RI 02906	85	No
Nick's Auto Body, Inc.	44 Bradford Street Providence RI 02903	97	No
Nicks on Broadway	500 Broadway Providence RI 02909	85	No
NNC of Rhode Island, Inc.	1525 Hartford Avenue Johnston RI 02919	97	No
Noble House	1463 Atwood Avenue Johnston RI 02919	85	No
Nordstrom, Inc.	6 Providence Place Providence RI 02903	85	No
Norman Brice Seggel	535 South Main Street Providence RI 02903	94	No
North Providence Dental Associates	1635 Mineral Spring Avenue North Providence RI 02904	94	No

**Field's Point  
List of Permitted Users - 2015**

<b>Company Name</b>	<b>Facility Address</b>	<b>Category</b>	<b>Significant</b>
North Providence High School	1828 Mineral Spring Avenue North Providence RI 02904	86	No
Northeast Environmental	472 Smith Street Providence RI 02908	95	No
Northeast Remsco Construction, Inc.	Seekonk CSO Interceptor 303.04c Providence RI 02905	40	Yes
Northland Environmental LLC	252 Allens Avenue Providence RI 02905-5002	43	No
NsGene, Inc.	225 Chapman Street, Suite 201 Providence RI 02906	95	No
Nueva San Salvador Bakery, Inc.	1075 Chalkstone Avenue Providence RI 02908	81	No
Number One Cleaners	629 Killingly Street Johnston RI 02919	92	No
Oak 'N' Willow LLC	460 Wickenden Street Providence RI 02903	85	No
Oasis Market	220 Broad Street Providence RI 02903	85	No
Oberlin	186 Union Street Providence RI 02903	85	No
Ocean State Hospitality	150 Chestnut Street Providence RI 02903	85	No
Ocean State Laundry	361 Reservoir Avenue Providence RI 02907	92	No
Ocean State Metals, Inc.	80 Delaine Street Providence RI 02909	46	No
Ocean State Peeled Potatoes	1587 Plainfield Pike Johnston RI 02919	81	No
Ocean State Sandwich Company	155 Westminster Street Providence RI 02903	85	No
Ogie's Trailer Park	1155 Westminster Street Providence RI 02909	85	No
Oki's Japanese Steakhouse	1270 Mineral Spring Avenue North Providence RI 02904	85	No
Old Canteen Restaurant	120 Atwells Avenue Providence RI 02903	85	No
Olga Frey, D.M.D.	322 Broadway Providence RI 02909	94	No
Olga's Cup and Saucer, Inc.	103 Point Street Providence RI 02903	85	No
Olneyville NY System	18 Plainfield Street Providence RI 02909	85	No
Olson & Parent Funeral Home, Inc.	417 Plainfield Street Providence RI 02909	96	No
Olympic Pizza	1323 Broad Street Providence RI 02905	85	No
Omni Providence Hotel	One West Exchange Street Providence RI 02903	86	No
Our Lady of the Rosary	21 Traverse Street Providence RI 02903	85	No
OV's Restaurant	489 Allens Avenue Providence RI 02905	85	No
P.F. Chang's China Bistro, Inc.	111 Providence Place Providence RI 02903	85	No
Panaderia El Paisano	928 Plainfield Street Johnston RI 02919	82	No
Panaderia El Quetzal, Inc.	445 Hartford Avenue Providence RI 02909	81	No
Pane E Vino	365 Atwells Avenue Providence RI 02903	85	No
Panera Bread	43 Providence Place Providence RI 02903	85	No
Parkside Rotisserie & Bar	76 South Main Street Providence RI 02903	85	No
Pasha Lounge	840 Allens Avenue Providence RI 02905	85	No

**Field's Point**  
**List of Permitted Users - 2015**

<b>Company Name</b>	<b>Facility Address</b>	<b>Category</b>	<b>Significant</b>
Passionflower, Inc.	840 Allens Avenue Providence RI 02905	85	No
Pastiche	92 Spruce Street Providence RI 02903	85	No
Patterson Park Partners, LLC	121 Washington Street Providence RI 02903	85	No
Paul Cuffee High School	544 Elmwood Ave Providence RI 02907	86	No
Paul Cuffee School	459 Promenade Street Providence RI 02908	86	No
Paul's Dry Cleaning Services, Inc.	571 Hartford Avenue Providence RI 02909	92	No
Pauly Penta's Italian Deli	1290 Mineral Spring Avenue, Suite B North Providence RI 02904	85	No
Pearl Restaurant & Lounge	393 Charles Street Providence RI 02904	85	No
Pediatric Dentistry	226 Waterman Street Providence RI 02906-4387	94	No
Pepper Dining, Inc.	255 Collyer Street Providence RI 02904	85	No
Perel & Bilder, Inc.	116 Wayland Avenue Providence RI 02906	94	No
Periodontal Associates	189 Governor Street Providence RI 02906	94	No
Periodontics, Inc.	167 Gano Street Providence RI 02906	99	No
Pescatore's Seafood, Inc.	1505 Atwood Avenue Johnston RI 02919	81	No
Pezzeli Nursing Center	100 Smithfield Road North Providence RI 02904	86	No
PG Foods Inc.	1017 Smith Street Providence RI 02908	85	No
Phat Boyz	1112 Broad Street Providence RI 02907	85	No
Philip D. Barr, DDS	247 South Main Street Providence RI 02903	94	No
Pho Horn's Inc.	50 Ann Mary Street Pawtucket RI 02860	85	No
Pierce Manor	20 Grand Street Providence RI 02907	86	No
Pilgrim Screw Corporation	120 Sprague Street Providence RI 02907	11	Yes
Pine Street Ale House, LLC	52 Pine Street Providence RI 02903	85	No
Pinkberry	128 Providence Place, Level 3 Providence RI 02903	85	No
Pito's Restaurant #2	499 Cranston Street Providence RI 02907	85	No
Pitos Restaurant I	1029 Broad Street Providence RI 02905	85	No
Pizza Palace	1583 Plainfield Pike Johnston RI 02919	85	No
Pizza Pie Er	374 Wickenden Street Providence RI 02903	85	No
Pizza Queen	215 Weybosset Street Providence RI 02903	85	No
Pizza Queen - Smith Street	895 Smith Street Providence RI 02908	85	No
Pizzeria Gusto, Inc.	259 Broadway Providence RI 02903	85	No
PJ's Pub of Johnston LLC	198 Putnam Pike Johnston RI 02919	85	No
Planned Parenthood of Southern N.E. Inc.	111 Point Street Providence RI 02903	95	No
Pocasset Bay Retirement Community	12 Old Pocasset Lane Johnston RI 02919	86	No

**Field's Point  
List of Permitted Users - 2015**

<b>Company Name</b>	<b>Facility Address</b>	<b>Category</b>	<b>Significant</b>
Pollo Campero	661 Atwells Avenue Providence RI 02909	85	No
Popeye's Chicken	77 Reservoir Avenue Providence RI 02909	85	No
Popeye's Chicken and Biscuits	Providence Place Mall Providence RI 02903	85	No
Portion Meat Associates	356 Valley Street Providence RI 02908	81	No
Portland Transmission Co.	290 Smith Street Providence RI 02908	42	No
Pranzi Catering	10 Rosario Drive Providence RI 02909	85	No
PRI I	21 Atwells Ave Providence RI 02903	85	No
PRI I, LP	21 Atwells Avenue Providence RI 02903	86	No
Price Rite	325 Valley Street Providence RI 02908	82	No
PRII, LP	21 Atwells Avenue Providence RI 02903	85	No
Prince Enameling Company, Inc.	10 Alcazar Avenue Johnston RI 02919	42	No
Princess Enterprises II, Inc.	583 Elmwood Avenue Providence RI 02907	85	No
Proprint Incorporated	1145 Atwood Avenue Johnston RI 02919	93	No
Prospect CharterCARE RWMC, LLC	825 Chalkstone Avenue Providence RI 02908	90	No
Prospect CharterCARE RWMC, LLC (Maude)	50 Maude Street Providence RI 02908	90	No
Prospect CharterCARE SJHSRI	200 High Service Avenue North Providence RI 02904	90	No
Prospect CharterCARE SJHSRI, LLC	21 Peace Street Providence RI 02907	90	No
Prospect CharterCARE SJHSRI, LLC -Atwood	1524 Atwood Avenue, Suite 125 Johnston RI 02919	94	No
Prosthodontics	200 Waterman Street Providence RI 02906	94	No
Prothera Biologics, Inc.	349 Eddy Street Providence RI 02903	95	No
Prov. College- Albertus Magnus/Sowa Hall	Providence College Campus Providence RI 02918	95	No
Prov. College- Suite Building	Providence College Campus Providence RI 02918	86	No
Prov. College-Peterson Recreation Center	Providence College Campus Providence RI 02918	89	No
Prov. Journal Co. - Production Facility	1 Providence Place Way Providence RI 02903	24	Yes
Providence Auto Body, Inc.	350 Silver Spring Street Providence RI 02904	97	No
Providence Career & Technical Academy	41 Fricker Street Providence RI 02903	86	No
Providence Coal Fired Pizza	385 Westminster Street Providence RI 02903	85	No
Providence College - Alumni Hall	Providence College Campus Providence RI 02918	86	No
Providence College - Aquinas Hall	Providence College Campus Providence RI 02918	86	No
Providence College - Bedford Hall	Providence College Campus Providence RI 02918	86	No
Providence College - Ceramics	Providence College Campus Providence RI 02918	89	No
Providence College - Davis Hall	Providence College Campus Providence RI 02918	86	No
Providence College - Ditragia Hall	Providence College Campus Providence RI 02918	86	No

**Field's Point  
List of Permitted Users - 2015**

<b>Company Name</b>	<b>Facility Address</b>	<b>Category</b>	<b>Significant</b>
Providence College - Dore Hall	Providence College Campus Providence RI 02918	86	No
Providence College - Fennell Hall	Providence College Campus Providence RI 02918	86	No
Providence College - Guzman Hall	Providence College Campus Providence RI 02918	86	No
Providence College - Hickey Hall	Providence College Campus Providence RI 02918	95	No
Providence College - Hunt-Cavanagh	Providence College Campus Providence RI 02918	93	No
Providence College - Italy Street	7 Italy Street Providence RI 02918	97	No
Providence College - Joseph Hall	Providence College Campus Providence RI 02918	86	No
Providence College - Mal Brown Hall	Providence College Campus Providence RI 02918	86	No
Providence College - McDermott Hall	Providence College Campus Providence RI 02918	86	No
Providence College - McVinney Hall	Providence College Campus Providence RI 02918	86	No
Providence College - Meagher Hall	Providence College Campus Providence RI 02918	86	No
Providence College - Raymond Hall	Providence College Campus Providence RI 02918	86	No
Providence College - Schneider Arena	Providence College Campus Providence RI 02918	89	No
Providence College- Cunningham Hall	Providence College Campus Providence RI 02918	86	No
Providence College- Smith Ctr. for Arts	Providence College Campus Providence RI 02918	99	No
Providence College-Power Plant	Huxley Avenue Providence RI 02918	53	No
Providence College-Service Building	Providence College Campus Providence RI 02918	99	No
Providence College-St. Aquinas Priory	Providence College Campus Providence RI 02918	86	No
Providence Community Health Centers, Inc	335R Prairie Avenue Providence RI 02905	94	No
Providence Community Library	1 Olneyville Square Providence RI 02909	84	No
Providence Electroplating Works	928 Eddy Street Providence RI 02905	41	No
Providence Elementary School	50 Springfield Street Providence RI 02909	86	No
Providence Housing Authority	50 Laurel Hill Avenue Providence RI 02909	86	No
Providence KNC, Inc.	45 Pleasant Valley Parkway Providence RI 02908	85	No
Providence Oyster Bar	283 Atwells Avenue Providence RI 02903	85	No
Providence Parks Department	350 Niantic Avenue Providence RI 02907	85	No
Providence Pizza Company	767 Westminster Street Providence RI 02903	85	No
Providence Place Pockets	288 Thayer Street Providence RI 02906	85	No
Providence Prime	279 Atwells Avenue Providence RI 02903	85	No
Providence Public Safety Complex	325 Washington Street Providence RI 02903	86	No
Providence River Animal Hospital	131 Point Street Providence RI 02903	99	No
Providence School Department	797 Westminster Street Providence RI 02903	85	No
Providence School Department	65 Greenwich Avenue Providence RI 02907	86	No

**Field's Point  
List of Permitted Users - 2015**

<b>Company Name</b>	<b>Facility Address</b>	<b>Category</b>	<b>Significant</b>
Providence School Department	60 Camden Avenue Providence RI 02908	86	No
Providence School Dept.	152 Springfield Street Providence RI 02909-5833	86	No
Providence Schools	1450 Broad Street Providence RI 02908	86	No
Providence Specialty Products	33 Dearborn Street Providence RI 02909	34	Yes
Putnam Street Laundromat Inc.	72 Putman Street Providence RI 02909	92	No
Quality Beef Co., Inc.	25 Bath Street Providence RI 02908	81	No
Quality Seafood	23 A Greenville Avenue Johnston RI 02919	81	No
Quality Spraying Technologies	150 Park Lane Providence RI 02907	27	No
Quest Diagnostics Inc. (Atwood)	1524 Atwood Avenue, Suite LL1 Johnston RI 02919	95	No
R & J Manufacturing Company	One Carding Lane Johnston RI 02919	24	No
R. E. Sturdy Company, Inc.	928 Eddy Street Providence RI 02905	11	Yes
R.C. Motors Inc.	17 Industrial Lane Johnston RI 02919	97	No
R.I. Beef & Veal, Incorporated	60 Armento Street Johnston RI 02919	81	No
R.I. D.O.T.-Materials Testing	Two Capitol Hill Providence RI 02903	95	No
R.I. Hospital - Coro Building	167 Point Street Providence RI 02903	95	No
R.I. Hospital - Hasbro Childrens	593 Eddy Street Providence RI 02903	90	No
R.I. Provision Company	5 Day Street Johnston RI 02919	81	No
R.I.P.T.A. - 750 Elmwood	750 Elmwood Avenue Providence RI 02907	37	No
R.I.P.T.A. - Bus Cleaning	265 Melrose Street Providence RI 02905	37	No
R.I.P.T.A. - Para-Transit Facility	705 Elmwood Avenue Providence RI 02907	37	No
R.I.P.T.A.-New Bus Facility	269 Melrose Street Providence RI 02907	37	No
RAA, Inc.	141 Atwells Avenue Providence RI 02903	85	No
Rain Car Wash	140 Vandewater Street Providence RI 02908	97	No
Rainbow Cleaners, Inc.	101 Reservoir Avenue Providence RI 02907	92	No
Ralde LLC	718 Plainfield Street Providence RI 02909	92	No
Rangina, Inc.	936 Atwells Avenue Providence RI 02909	85	No
Ran-Zan	1084 Hope Street Providence RI 02906	85	No
Rasmey Corp.	1088 Chalkstone Providence RI 02908	85	No
Ray's Laundry & Cleaners	991 Manton Avenue Providence RI 02909	92	No
RCJ Inc.	55 Pine Street Providence RI 02903	85	No
RD Investments	1266 Broad Street Providence RI 02905	85	No
Reali's Fine Italian Cuisine	79 Putnam Pike Johnston RI 02919	85	No
Red Ginger	560 Killingly Street Johnston RI 02919	85	No

**Field's Point  
List of Permitted Users - 2015**

<b>Company Name</b>	<b>Facility Address</b>	<b>Category</b>	<b>Significant</b>
Red Stripe East Side, LLC.	465 Angell Street Providence RI 02906	85	No
Regency Plaza	One Regency Plaza Providence RI 02903	86	No
Regency Plaza - East Building #3	Three Regency Plaza Providence RI 02903	86	No
Regency Plaza - West Building #2	Two Regency Plaza Providence RI 02903	86	No
Renaissance Providence	5 Avenue of the Arts Providence RI 02903	86	No
Reservoir Avenue School	156 Reservoir Avenue Providence RI 02907	86	No
Restaurant Associates of Prov. LLC I	61 Orange Street Providence RI 02903	85	No
Restaurant Associates of Prov. LLC II	61 Orange Street Providence RI 02903	85	No
Restaurant Associates of Prov. LLC III	86 Dorrance Street Providence RI 02903	85	No
Restaurant Mexico Garibaldi	948 Atwells Avenue Providence RI 02909	85	No
Reyes Food Market	701 Cranston Street Providence RI 02907	82	No
Rhode Island Billiards Club	2026 Smith Street North Providence RI 02911	85	No
Rhode Island Blood Center	405 Promenade Street Providence RI 02908-4811	95	No
Rhode Island Chemical Corporation	754 Branch Avenue Providence RI 02904	43	No
Rhode Island College - Connection 1	600 Mount Pleasant Avenue Providence RI 02908	89	No
Rhode Island College - Connection 2	600 Mount Pleasant Avenue Providence RI 02908	43	No
Rhode Island College - Connection 3	600 Mount Pleasant Avenue Providence RI 02908	99	No
Rhode Island College - Connection 4	600 Mount Pleasant Avenue Providence RI 02908	86	No
Rhode Island Convention Center	One Sabin Street Providence RI 02903	86	No
Rhode Island Favorite Chicken III, LLC	539 Smith Street Providence RI 02908	85	No
Rhode Island Heat Treating Co.	81 Aldrich Street Providence RI 02905	51	No
Rhode Island Hospital	593 Eddy Street Providence RI 02903	90	No
Rhode Island Resource Recovery Corp.	65 Shun Pike Johnston RI 02919	34	Yes
Rhode Rockets Inc.	40 Providence Place Providence RI 02903	85	No
Rhode Rockets, Inc.	269 Thayer Street Providence RI 02906	85	No
RI Community Food Bank	200 Niantic Avenue Providence RI 02907	85	No
RI Dept Health, Div. of Labs & Med. Exam	50 Orms Street Providence RI 02904	95	No
RIBC Properties, LLC	395 Promenade Street Providence RI 02908	95	No
Rich Group	1284 Plainfield Street Johnston RI 02919	52	No
RISD - 15 Westminster Street	15 Westminster Street Providence RI 02903	86	No
RISD - Auditorium	1 Canal Street Providence RI 02903	84	No
RISD - Bank Building	27 Market Square Providence RI 02903	99	No
RISD - Bayard-Ewing Building	231 South Main Street Providence RI 02903	99	No



**Field's Point**  
**List of Permitted Users - 2015**

<b>Company Name</b>	<b>Facility Address</b>	<b>Category</b>	<b>Significant</b>
RISD - Benson Hall	235 Benefit Street Providence RI 02903	24	No
RISD - Central Power Plant	7 - 14 North Main Street Providence RI 02903	52	No
RISD - College Building	2 College Street Providence RI 02903	23	No
RISD - Design Center	30 North Main Street Providence RI 02903	93	No
RISD - Dexter House Garage	187 Benefit Street Providence RI 02903	99	No
RISD - East Hall	55 Angell Street Providence RI 02903	86	No
RISD - Fletcher Building	212 Union Street Providence RI 02903	99	No
RISD - Homer Hall	55 Angell Street Providence RI 02903	86	No
RISD - Industrial Design Building	161 South Main Street Providence RI 02903	99	No
RISD - Market House	4 North Main Street Providence RI 02903	84	No
RISD - Mason (CIT) Building	212 Union Street Providence RI 02903	99	No
RISD - Memorial Hall	226 Benefit Street Providence RI 02903	99	No
RISD - Metcalf Building	9 North Main Street Providence RI 02903	43	No
RISD - Nickerson Hall	55 Angell Street Providence RI 02903	86	No
RISD - Refectory	55 Angell Street Providence RI 02903	85	No
RISD - South Hall	55 Angell Street Providence RI 02903	86	No
RISD - Washington Building	20 Washington Place Providence RI 02903	99	No
RISD - Waterman Building	13 Waterman Street Providence RI 02903	99	No
RISD - Winston Clock Tower	55 Angell Street Providence RI 02903	53	No
RISD-Colonial Apartments	171 Benefit Street Providence RI 02903	86	No
RISD-Illustration Studies Building	55 Canal Street Providence RI 02903	84	No
RISD-What Cheer Garage	28 Meeting Street Providence RI 02903	84	No
Ristorante Lucia	154 Atwells Avenue Providence RI 02903	85	No
Rita's Pizza	496 Cranston Street Providence RI 02907	85	No
RJ Franco Inc.	76 Westminster Street Providence RI 02903	85	No
Robert L. Bailey Elementary School	65 Gordon Avenue Providence RI 02905	86	No
Robert L. Serinsky	5 Benefit Street Providence RI 02904	94	No
Roberts Polishing	928 Plainfield Street Johnston RI 02919	46	No
Roger Williams Zoo - Carousel Cafe	1000 Elmwood Avenue Providence RI 02907	85	No
Rogue Island Group LLC	65 Weybosset Street, Unit 108 Providence RI 02903	85	No
ROM Deli, Inc.	100 Fountain Street - Unit 1C Providence RI 02903	85	No
Roma LLC	310 Atwells Avenue Providence RI 02903	85	No
Ronit Corporation	579 Atwells Avenue, Suite 102E Providence RI 02909	85	No

**Field's Point**  
**List of Permitted Users - 2015**

<b>Company Name</b>	<b>Facility Address</b>	<b>Category</b>	<b>Significant</b>
Ron's Pastry Gourmet	170 Royal Little Drive Providence RI 02904-1860	81	No
Rosa Mia Pizza and More	133 Greenville Avenue Johnston RI 02919	85	No
Rosalina - RI	50 Aborn Street Providence RI 02903	85	No
Rossi's Cold Cuts & Deli	1877 Smith Street North Providence RI 02911	85	No
Roundgrille, Inc.	Six Providence Place Providence RI 02903	85	No
Ruby Thai Providence Place, Inc.	1 Providence Place, Space #5145 Providence RI 02903	85	No
Ruby Tuesday #4628	1386 Atwood Avenue Johnston RI 02919	85	No
Ruby, Inc.	133 Atwells Avenue Providence RI 02903	85	No
Rue Bis	95 South Street Providence RI 02903	85	No
Russell J. Boyle & Son	331 Smith Street Providence RI 02908	96	No
RVS Mfg. Co.	387 George Waterman Road Johnston RI 02919	41	No
Ryan Health Center, Inc.	80 Morgan Avenue Johnston RI 02919-6768	86	No
S&D Eddy, LLC	850 Eddy Street Providence RI 02905	85	No
S.B. Winsor Dairy	18 Clinton Street Johnston RI 02919	84	No
SAC Inc.	265 Atwells Avenue Providence RI 02903	85	No
Sage Manufacturing Company, Inc.	24 Althea Street Providence RI 02907	43	No
Saint Elizabeth Assisted Living	109 Melrose Street Providence RI 02903	86	No
Saki's Pizzeria	199 Weybosset Street Providence RI 02903	85	No
Sala Cruz	1228 Broad Street Providence RI 02905-2909	85	No
Salon Bar LLC	57 Eddy Street Providence RI 02903	85	No
Salvatore Mancini Resource and Activity	Two Atlantic Boulevard North Providence RI 02911	86	No
Sam's New York System	1031 Mineral Spring Avenue North Providence RI 02904	85	No
Samuel Sinclair Dental Center	593 Eddy Street Providence RI 02903	94	No
Sangtong, LLC	167 Ives Street Providence, RI RI 02906	85	No
Saptagiri LLC	100 Twin River Road Lincoln RI 02865	85	No
Sazon Disla Food Mart, Inc.	574 Plainfield Street Providence RI 02909	85	No
SCI Rhode Island Funeral Services, LLC	971 Branch Avenue Providence RI 02904	96	No
SCI RI Funeral Services LLC	627 Union Avenue Providence RI 02909	96	No
Scialo Bros. Bakery	257 Atwells Avenue Providence RI 02903	81	No
Scrambler's II, Inc.	2 Greenville Avenue Johnston RI 02919	85	No
Sedna Seafoods, LLC	170 Printery Street Providence RI 02904	81	No
Serendipity Heaven	173 Weybosset Street Providence RI 02903	85	No
Seven Sisters Restaurant	292 Pocasset Avenue Providence RI 02909	85	No

**Field's Point**  
**List of Permitted Users - 2015**

<b>Company Name</b>	<b>Facility Address</b>	<b>Category</b>	<b>Significant</b>
Seven Stars Bakery	820 Hope Street Providence RI 02906	85	No
Seven Stars Bakery (Broadway)	342 Broadway Providence RI 02909	85	No
Shanghai Restaurant Inc.	272 Thayer Street, Unit # 2 Providence RI 02906	85	No
Shark Sushi Bar & Grill	275 Thayer Street Providence RI 02906	85	No
Shaw's Supermarket Store #7443	15 Smithfield Road N. Providence RI 02904	82	No
Shell Oil Company	1132 Mineral Spring Avenue North Providence RI 02904	97	No
Shell Oil Products Company	1680 Hartford Avenue Johnston RI 02919	97	No
Shore's Market, Inc.	1590 Mineral Spring Avenue North Providence RI 02904	82	No
Sicilia's Pizzeria	181 Atwells Avenue Providence RI 02903	85	No
Siena, Inc.	236 - 238 Atwells Avenue Providence RI 02903	85	No
Simplex Engine & Machine, Inc.	1011 Westminster Street Providence RI 02903-4022	42	No
Simply Seasonal	1839 Smith Street North Providence RI 02911	85	No
Sin, LLC	200 Allens Avenue, Studio #2 Providence RI 02903	81	No
SJM Brothers LLC	269 Valley Street Providence RI 02909	85	No
SJM Brother's LLC	269 Valley Street Providence RI 02909	85	No
Smith Hill Laundromat	411 Smith Street Providence RI 02908	92	No
Snookers Inc.	53 Ashburton Street Providence RI 02904	85	No
Snow Associates	150 Washington Street Providence RI 02903	84	No
Snowflake Teahouse, LLC	110 Waterman Street Providence RI 02906	85	No
Soban Inc.	272 Thayer Street Providence RI 02906	85	No
Something Different	1716 Mineral Spring Avenue North Providence RI 02904	81	No
Sophia Academy	582 Elmwood Avenue Providence RI 02908	86	No
Sophia Laundromat Inc.	215 Union Avenue Providence RI 02909	92	No
Specialty Cleansing Company	1241 Smith Street Providence RI 02908	92	No
Spectrum Coatings Lab. Inc.	219 Chapman St. Providence RI 02905	46	No
Speedy Auto Service by Monro	1400 Atwood Avenue Johnston RI 02919	97	No
Speedy Pizza	2244 Mineral Spring Avenue North Providence RI 02911	85	No
Spike's Junkyard Dogs	485 Branch Avenue Providence RI 02904	85	No
Spirito's Restaurant	477 Broadway Providence RI 02909	85	No
Sprague Energy Corporation	144 Allens Avenue Providence RI 02903	52	No
Starbucks (Biltmore)	11 Dorrance Street Providence RI 02903	85	No
Starbucks (Financial Plaza)	One Financial Plaza Providence RI 02903	85	No
Starbucks Coffee Company #7419	468 Angell Street Providence RI 02906	85	No

**Field's Point**  
**List of Permitted Users - 2015**

<b>Company Name</b>	<b>Facility Address</b>	<b>Category</b>	<b>Significant</b>
Steere House Nursing Center	100 Borden Street Providence RI 02903	86	No
Steven A. Sack, D.M.D	151 Waterman Street Providence RI 02906	94	No
Steven W. Silverberg DDS	1637 Mineral Spring Avenue North Providence RI 02904	94	No
Stock Culinary Goods	756 Hope Street Providence RI 02906	85	No
Stop & Shop Supermarket #703	11 Commerce Way Johnston RI 02919	82	No
Stop & Shop Supermarket #722	850 Manton Avenue Providence RI 02909	82	No
Stop & Shop Supermarket #724	1128 Mineral Spring Avenue North Providence RI 02904	82	No
Stop & Shop Supermarket #725	333 West River Street Providence RI 02904	82	No
Subway (Atwood Ave.)	1500 Atwood Avenue Johnston RI 02919	85	No
Subway (Kennedy Plaza)	2 Kennedy Plaza #2 Providence RI 02903	85	No
Subway (Westminster Street)	719 Westminster Street Providence RI 02903	85	No
Sugarman-Sinai Memorial Chapel	458 Hope Street Providence RI 02906	96	No
Summit R.I. SNF LLC	99 Hillside Avenue Providence RI 02906	86	No
Sun-Brite Laundromat	1557 Plainfield Pike Johnston RI 02919	92	No
Sur La Table	One Providence Place #3250 Providence RI 02903	85	No
Sura 153, Inc.	232 Westminster Street Providence RI 02903	85	No
Surface Coatings Division, MFB LLC	26 Plymouth Street Providence RI 02907	11	Yes
Sutus, Inc.	93 Hope Street Providence RI 02906	85	No
Swan Point Cemetery	585 Blackstone Boulevard Providence RI 02906	97	No
Sweet Orange, LLC	220 Atwells Avenue Providence RI 02903	85	No
SWG Promotions, LLC	6 Robin Street Providence RI 02908	99	No
T&N Restaurant	783 Hope Street Providence RI 02906	85	No
T&W Chinese Restaurant, Inc	550 Hartford Avenue Providence RI 02909	85	No
T.J.N. Restaurant, Inc.	326 Cranston Street Providence RI 02907	85	No
Taco Bell	165 Providence Place Mall Providence RI 02903	85	No
Tallulah's Taqueria	146 Ives Street Providence RI 02906	85	No
Taqueria Al Son De Mi Barrio	690 Atwells Avenue Providence RI 02909	85	No
Technodic, Inc.	245 Carolina Avenue Providence RI 02905	11	Yes
Tedesco's Sausage Shop	56 Greenville Avenue Johnston RI 02919	81	No
Teeson LLC	333 Westminster Street Providence RI 02903	85	No
Tenares Supermarket	484 Cranston Street Providence RI 02907	82	No
Tercat Tool & Die Company, Inc.	31 Delaine Street Providence RI 02909	46	No
Teriyaki House	217 Westminster Street Providence RI 02903	85	No

**Field's Point**  
**List of Permitted Users - 2015**

<b>Company Name</b>	<b>Facility Address</b>	<b>Category</b>	<b>Significant</b>
The Abbey	686 Admiral Street Providence RI 02908	85	No
The Aesthetic Dental Studio of RI	2148 Mineral Spring Avenue North Providence RI 02911	94	No
The Allied Group	333 Bucklin Street Providence RI 02907	24	No
The Birch Group, LLC	200 Washington Street Providence RI 02903	85	No
The Bradford News Exchange, LLC	142 Atwells Avenue Providence RI 02903	85	No
The Bridge At Cherry Hill	1 Cherry Hill Road Johnston RI 02919	86	No
The Cheesecake Factory Restaurants, Inc.	94 Providence Place Providence RI 02903	85	No
The Corporate Cafe'	40 Westminster Street Providence RI 02903	85	No
The Foundry Associates	297 Promenade Street Providence RI 02908	37	No
The Genesis Center	620 Potters Avenue Providence RI 02907	86	No
The Grange	166 Broadway Providence RI 02903	85	No
The Great Lakes Group	539 Smith Street Providence RI 02908	85	No
The Mills Tavern	101 North Main Street Providence RI 02903-1366	85	No
The Original Italian Bakery, Inc.	915 Atwood Avenue Johnston RI 02919	81	No
The Pizza Gourmet	357 Hope Street Providence RI 02906	85	No
The Providence Center	520 Hope Street Providence RI 02906	86	No
The Providence Center	528 - 530 North Main Street Providence RI 02904	86	No
The Providence Mint, Inc.	1205 Westminster Street Providence RI 02909	44	No
The Providence School Department	1655 Westminster Street Providence RI 02909-1893	86	No
The Salted Slate	186 Wayland Avenue Providence RI 02906	85	No
The Sharpe Building	25 Holden Street Providence RI 02908	86	No
The Small Point Cafe	230 Westminster Street Providence RI 02903	85	No
The Soapbox LLC	783 Hope Street Providence RI 02906	92	No
The Vault Lounge	387 Atwells Avenue Providence RI 02909	85	No
The Washroom	1467 Atwood Avenue Johnston RI 02919	92	No
The Westin Hotel Expansion	1 West Exchange Street Providence RI 02903	86	No
The Whiskey Republic	515 South Water Street Providence RI 02903	85	No
Theresa Creations, Inc.	204 King Philip Road Providence RI 02909-5751	42	No
This Guy's Pizza	80 Greenville Avenue Johnston RI 02909	85	No
Thomas S. Mulvey DDS LLC	148 Waterman Street Providence RI 02906	94	No
Three Sisters, LLC	1074 Hope Street Providence RI 02906	85	No
Three Way Meat Corporation	863 Broad Street Providence RI 02907	82	No
Tienda y Taqueria Puebla	1070A Chalkstone Avenue Providence RI 02908	85	No

**Field's Point**  
**List of Permitted Users - 2015**

<b>Company Name</b>	<b>Facility Address</b>	<b>Category</b>	<b>Significant</b>
Times 2 Academy	50 Fillmore Street Providence RI 02908	86	No
Tina's Italian Kitchen, LLC	1825 Mineral Spring Avenue North Providence RI 02904	85	No
Tina's Jamaican Restaurant	223 Atwells Avenue Providence RI 02903	85	No
Tommy's Pizza, Inc.	936 Chalkstone Avenue Providence RI 02908	85	No
Tony's Colonial Food	311 Atwells Avenue Providence RI 02903	85	No
Tool Craft Inc. / Ru-Mart Inc.	767 Hartford Avenue Johnston RI 02919	41	No
Tool Time	75 South Street Providence RI 02903	85	No
Top of the Hill LLC	71 Bradford Street Providence RI 02903	85	No
Tortilla Flats Restaurant	355 Hope Street Providence RI 02906	85	No
Tortilleria Inc.	802 Atwells Avenue Providence RI 02909	85	No
Tower Manufacturing Corp.	25 Reservoir Avenue Providence RI 02907	27	No
Town Laundry	599 Elmwood Avenue Providence RI 02907	92	No
Town of Johnston	One Memorial Avenue Johnston RI 02919	84	No
Trattoria Zooma	245 Atwells Avenue Providence RI 02903	85	No
Travelers Auto Body, Inc.	299 Allens Avenue Providence RI 02905	97	No
Tri-Jay Company	2 Industrial Lane Johnston RI 02919	11	Yes
Trinity Brewhouse	186 Fountain Street Providence RI 02903	85	No
Trinity Management Co., LLC	343 Broad Street Providence RI 02907	85	No
Troy, LLC	890 Allens Avenue Providence RI 02905	85	No
True Bagels	222 Richmond Street Providence RI 02903	85	No
True Bagels Inc.	250 Brook Street Providence RI 02906	85	No
True Bagels, Inc.	288 Thayer Street Providence RI 02906	85	No
Twin's Pizza, Inc.	1000 Mineral Spring Avenue North Providence RI 02904	85	No
Two 88 Chinese Restaurant	288 Valley Street Providence RI 02908	85	No
Two Way Laundromat	1232 Broad Street Providence RI 02905	92	No
U.S. Post Office - VMF	55 Corliss Street Providence RI 02904-9722	37	No
U.S. Postal Service - P&DC	24 Corliss Street Providence RI 02904-9997	27	No
UCAP	75 Carpenter Street Providence RI 02905	86	No
UMelt Weybosset, Inc.	129 Weybosset Street Providence RI 02903	85	No
Umicore USA, Incorporated	50 Sims Avenue Providence RI 02909	22	Yes
Uncle Tonys Pizza and Pasta	46 Putnam Pike Johnston RI 02919	85	No
Underground Billiards, LLC	928 Plainfield Street Johnston RI 02919	85	No
Unique Plating Company	66 Mill Street Johnston RI 02919	11	Yes

**Field's Point  
List of Permitted Users - 2015**

<b>Company Name</b>	<b>Facility Address</b>	<b>Category</b>	<b>Significant</b>
Univar USA, Inc.	6 Harborside Boulevard Providence RI 02905	22	Yes
Universal Plating Company, Inc.	25 River Avenue Providence RI 02908	11	Yes
Universal Shaped Wire	1 Horton Street Providence RI 02904	41	No
University Foot Center - Smith Street	1180 Smith Street Providence RI 02908	94	No
University Foot Center, Inc.	235 Plain Street Providence RI 02905	94	No
Uno Of Providence, Inc.	82 Providence Place - Room 103 Providence RI 02903	85	No
UTGR, Inc.	100 Twin River Road Lincoln RI 02865	85	No
V.A. Medical Center	830 Chalkstone Avenue Providence RI 02908	90	No
Vanity Entertainment Group LLC	566 South Main Street Providence RI 02903	85	No
Vanuatu Coffee Roasters	294 Atwells Avenue Providence RI 02903	85	No
Vaseleos, LLC	1370 Mineral Spring Avenue North Providence RI 02904	85	No
Vasilios Pizza	579 Atwells Avenue Providence RI 02909	85	No
VB Pizza, LLC	1526 Smith Street North Providence RI 02911	85	No
Veazie Street School	211 Veazie Street Providence RI 02904	86	No
Veggie Fun	123 Dorrance Street Providence RI 02903	85	No
Venda Ravioli - DePasquale	81 DePasquale Avenue Providence RI 02903	85	No
Venda Ravioli - Royal Little Drive	150 Royal Little Drive Providence RI 02904	81	No
Venda Ravioli Inc. - 271 Atwells Avenue	271 Atwells Avenue Providence RI 02903	85	No
Verichem Laboratories, Inc.	90 Narragansett Avenue Providence RI 02907	95	No
Verizon	Allens Ave Providence RI 02905	27	No
Victoria Bakery	95 Manton Avenue Providence RI 02909	81	No
Villa Italian Kitchen	Providence Place Mall Providence RI 02903	85	No
Village Restaurant Group, LLC	373 Richmond Street Providence RI 02903	85	No
Virginia & Spanish Peanut Co.	260 Dexter Street Providence RI 02907-2726	81	No
Viva Mexico Cantina	129 Washington Street Providence RI 02903	85	No
V-Mart	176 Narragansett Avenue Providence RI 02907	82	No
Volpe Tailoring & Cleaning	592 Charles Street Providence RI 02904	92	No
Walach Enterprises Providence, LLC	649 North Main Street Providence RI 02904	85	No
Walsh's Auto Body and Sales, Inc.	60 Narragansett Avenue Providence RI 02907	97	No
Walt's Roast Beef- North Providence	2046 Smith Street North Providence RI 02911	85	No
Warren Jagger Photography, Inc.	150 Chestnut Street Providence RI 02903	93	No
Warwick Poultry Company Inc.	60 Bath Street Providence RI 02908	81	No
Waterman Grill, LLC	4 Richmond Square Providence RI 02906	85	No

**Field's Point  
List of Permitted Users - 2015**

<b>Company Name</b>	<b>Facility Address</b>	<b>Category</b>	<b>Significant</b>
Waterman Laundromat	146 Waterman Avenue North Providence RI 02911	92	No
Waterplace Restaurant	One Financial Way Providence RI 02903	85	No
Webster Avenue School	191 Webster Avenue Providence RI 02909	86	No
Wendy's International, Inc. (Charles)	391 Charles Street Providence RI 02904-2209	85	No
Wendy's International, Inc. (Eddy)	731-751 Eddy Street Providence RI 02903	85	No
Wendy's International, Inc. (Manton)	850 Manton Avenue Providence RI 02919	85	No
Weng and Jiang LLC	680 Elmwood Avenue Providence RI 02907	85	No
Wes' Rib House	38 Dike Street Providence RI 02909	85	No
West River Cafe, LLC	148 West River Street Providence RI 02904	85	No
West Side Diner	1380 Wesminster Street Providence RI 02909	85	No
Weybosset Hotel LLC	58 Weybosset Street Providence RI 02903	86	No
Whisk LLC	1345 Hartford Avenue Johnston RI 02919	85	No
Whole Foods Market Group, Inc.	261 Waterman Street Providence RI 02906	82	No
Whole Foods Market, Inc.	601 North Main Street Providence RI 02904	82	No
William D'Abate Elementary School	60 Kossuth Street Providence RI 02909	86	No
Wine & Cheese	1861 Smith Street North Providence RI 02911	85	No
Women & Infants' Hospital	101 Dudley Street Providence RI 02905	90	No
Women and Infants-Kilguss Lab	200 Chestnut Street Providence RI 02903	95	No
Wong's Kitchen	108 Waterman Street Providence RI 02906	85	No
WVCB	27 Sims Avenue Providence RI 02909	41	No
Xoyita Tortilleria and Deli	463 Plainfield Street Providence RI 02909	85	No
Yacht Club Beverages	2239 Mineral Spring Avenue North Providence RI 02911	89	No
Yang's Restaurant	924 Broad Street Providence RI 02907	85	No
YMCA East Side/Mount Hope	438 Hope Street Providence RI 02906-1640	89	No
Yoo Sushi	412 Douglas Avenue Providence RI 02908	85	No
Yum Yum Pizza, LLC	529 Broad Street Providence RI 02907	85	No
Zona Lounge	195 Niantic Avenue Cranston RI 02907	85	No
Zumstein Family Dentistry	159 Governor Street Providence RI 02906	94	No



***INDUSTRIAL AND COMMERCIAL  
USERS***

***BUCKLIN POINT***

**Bucklin Point**  
**List of Permitted Users - 2015**

<b>Company Name</b>	<b>Facility Address</b>	<b>Category</b>	<b>Significant</b>
10 Rocks Lounge & Tapas, LLC	1091 Main Street Pawtucket RI 02860	85	No
100 Chambers Street Operations, LLC	100 Chambers Street Cumberland RI 02864	86	No
1537 Corporation	1537 Newport Avenue Pawtucket RI 02861	85	No
3 Flags Bakery	1255 Broad Street Central Falls RI 02863	81	No
A.E.E. Inc.	4 Power Road Pawtucket RI 02860	85	No
A.T. Cross Company	One Albion Road Lincoln RI 02865	59	No
A+J Enterprises, LLC	99 Newport Avenue Pawtucket RI 02861	85	No
Accent Plating Company	25 Esten Avenue Pawtucket RI 02860	11	Yes
Accu-Care Supply	109 King Philip Road Rumford RI 02916	27	No
ACS Industries, Inc.	1 New England Way Lincoln RI 02865	35	No
Adaco, LLC	324 Waterman Avenue East Providence RI 02914	85	No
Adelina Productions Inc.	434 Broadway Pawtucket RI 02860	85	No
Agar Machining & Welding, Inc.	270 York Avenue Pawtucket RI 02860	42	No
Agawam Hunt	15 Roger Williams Avenue Rumford RI 02916	85	No
Agnes E. Little Elementary School	60 South Bend Street Pawtucket RI 02860	86	No
Aladdin Club	609 Smithfield Avenue Pawtucket RI 02860	85	No
Allstate Restaurant Equipment	125 Esten Avenue Pawtucket RI 02860	99	No
Alves and Sons Bakery	679 Central Avenue Pawtucket RI 02861	81	No
Amanda's Kitchen	54 Smithfield Avenue Pawtucket RI 02860	85	No
America's Best Value Inn	400 Newport Avenue Rumford RI 02916-2120	86	No
Amica Mutual Insurance Co. - 10	10 Amica Way Lincoln RI 02865	53	No
Amica Mutual Insurance Co. - 25	25 Amica Way Lincoln RI 02865-0500	37	No
Amica Mutual Insurance Co. - 50	50 Lincoln Center Boulevard Lincoln RI 02865-0500	53	No
Amica Mutual Insurance Co.-100	100 Lincoln Center Boulevard Lincoln RI 02865	86	No
Andrew's Bistro	3755 Mendon Road Cumberland RI 02864	85	No
Angelica Textile Service	482 Pawtucket Avenue Pawtucket RI 02860	25	Yes
Angelo's Pizza, Inc.	133 Mendon Road Cumberland RI 02864	85	No
Anjos Enterprises, Inc.	288 East Avenue Pawtucket RI 02860	92	No
Antaya Technologies Corporation	181 Narragansett Park Drive East Providence RI 02916	41	No
Antigua Guatemala Bakery	740 Dexter Street Central Falls RI 02863	85	No
Antonio's Portuguese Cafe & Kitchen Inc.	791 Smithfield Avenue Lincoln RI 02865	85	No
APBVP, Inc.	727 East Avenue, Unit 6 Pawtucket RI 02860	85	No
Apna Bazar	282 East Avenue Pawtucket RI 02860	85	No

**Bucklin Point**  
**List of Permitted Users - 2015**

<b>Company Name</b>	<b>Facility Address</b>	<b>Category</b>	<b>Significant</b>
Apple Valley Kenco, Inc.	29 Newport Avenue Rumford RI 02916	85	No
ARJK, Inc.	477 Smithfield Ave. Pawtucket RI 02860	85	No
Armando & Sons Meat Market	265 Pine Street Pawtucket RI 02860	82	No
ArtVac Corporation	17 New England Way Lincoln RI 02865	21	No
Asia Restaurants, Inc.	622 George Washington Hgwy Lincoln RI 02865	85	No
Aspen Aerogels Rhode Island, LLC	3 Dexter Road East Providence RI 02914	27	Yes
Attleboro-Cumberland Oral Surgeons, Inc.	3353 Mendon Road Cumberland RI 02864	99	No
Auli's Panda	863 Broad Street Central Falls RI 02863	85	No
Auto Parts Group Southwest LLC	70 Macondray Street Cumberland RI 02864	42	No
Avenue N American Kitchen	20 Newman Avenue Rumford RI 02916	85	No
B & L Plastics, Inc.	535 Prospect Street Pawtucket RI 02860	46	No
B&M Clambake Company	560 York Avenue Pawtucket RI 02861	85	No
B. Pinelli's Simply Italian	736 North Broadway East Providence RI 02914	85	No
Bachini's Bakery	345 York Avenue Pawtucket RI 02860	81	No
Bake My Day	641 Main Street Pawtucket RI 02860	85	No
Banai Enterprises LLC	287 Armistice Blvd Pawtucket RI 02861	85	No
Bank of America	670 George Washington Highway Lincoln RI 02865	86	No
Benedict J. Ingegneri Jr. DMD PC Inc.	3231 Mendon Road Cumberland RI 02864	94	No
Benjamin III, Inc.	722 Broad Street Central Falls RI 02863	85	No
Bernardo Manufacturing	54 Taylor Drive East Providence RI 02916	21	No
Best Eastern Chinese Restaurant	791 Lonsdale Avenue Central Falls RI 02863	85	No
Blackstone Dental	1044 Broad Street Central Falls RI 02863	94	No
Blackstone Donuts	421 Broadway Pawtucket RI 02860	85	No
Blackstone Donuts, Inc.	109 East Street Pawtucket RI 02860	85	No
Blackstone Health	420 Main Street Pawtucket RI 02860	86	No
Blackstone Market	385 East Avenue Pawtucket RI 02860	81	No
Blackstone Valley Assisted Living	649 Broad Street Central Falls RI 02863	86	No
Blackstone Valley Foot & Ankle	345 Armistice Boulevard Pawtucket RI 02861	94	No
Bliss Manufacturing Co., Inc.	50 Bacon Street Pawtucket RI 02860	11	Yes
BLP Inc.	2130 Mendon Road Cumberland RI 02864	85	No
Blue Line Septic, LLC	183 Danielson Pike North Scituate RI 02857	80	No
Boston House of Pizza	540 Taunton Avenue East Providence RI 02914	85	No
Bowling Academy, Inc.	354 Taunton Avenue East Providence RI 02914	85	No

**Bucklin Point**  
**List of Permitted Users - 2015**

<b>Company Name</b>	<b>Facility Address</b>	<b>Category</b>	<b>Significant</b>
Brava Restaurant & Bar, Inc.	908 Main Street Pawtucket RI 02860	85	No
Broadway Car Wash	406 Broadway Pawtucket RI 02860	97	No
Broadway Pizza	511 Broadway Pawtucket RI 02860	85	No
Bubble Room Car Wash, Inc.	335 Taunton Avenue East Providence RI 02914	97	No
Bubble Wash	472 Pawtucket Avenue Pawtucket RI 02860	92	No
Bucket Brewery	545 Pawtucket Avenue Pawtucket RI 02860	89	No
Buffalo Lincoln Associates, LLC	636 George Washington Highway Lincoln RI 02865	86	No
Bullard Abrasives Inc	6 Carol Drive Lincoln RI 02865	42	No
Burger Bar, Inc.	855 Newport Avenue Pawtucket RI 02861	85	No
Burger Boys	276 Front Street Lincoln RI 02864	85	No
Burger King - Cedar Avenue	91 Cedar Street Pawtucket RI 02860	85	No
Burton M. Ogata, D.M.D	1346 Newport Ave. Pawtucket RI 02861	94	No
Cala Fruit Distributors, Inc.	71 Dexter Street Pawtucket RI 02860	81	No
Calise & Sons Bakery	2 Quality Drive Lincoln RI 02865	81	No
Canton Wok	293 Newport Avenue Pawtucket RI 02861	85	No
Catanzaros Food Products, Inc.	203 Concord Street #457 Pawtucket RI 02860	81	No
Celtic Pub, Inc.	755 Broadway Pawtucket RI 02861	85	No
Central Auto Radiator, Inc.	188 Pine Street Pawtucket RI 02860	59	No
Central Falls Detention Facility Corp.	950 High Street Central Falls RI 02863	86	No
Central Falls Provision Co.	847 High Street Central Falls RI 02863	81	No
Charles Coelho Funeral Home	151 Cross Street Central Falls RI 02863	96	No
Charles E. Shea High School	485 East Avenue Pawtucket RI 02860	86	No
Charles M. Cavicchio, DPM	2 Wake Robin Road - Suite 203 Lincoln RI 02865	94	No
Chelo's Restaurant	63 Newport Avenue East Providence RI 02914	85	No
Chemart Company	11 New England Way Lincoln RI 02865	11	Yes
Chengdu Taste Inc.	701 Main Street Pawtucket RI 02860	85	No
China House	555 Dexter Street Central Falls RI 02863	85	No
Cinemaworld	622 George Washington Highway Lincoln RI 02865	85	No
Cintas Corporation	300 Highland Corporate Drive Cumberland RI 02864	25	Yes
City Limits	1270 Broad Street Central Falls RI 02863	85	No
City of Pawtucket - Public Works	250 Armistice Boulevard Pawtucket RI 02860	37	No
Cityline Laundry	194 Reservoir Ave Lincoln RI 02865	92	No
Club Sport Uniao Madeirence	46 Madeira Avenue Central Falls RI 02863	85	No

**Bucklin Point**  
**List of Permitted Users - 2015**

<b>Company Name</b>	<b>Facility Address</b>	<b>Category</b>	<b>Significant</b>
Clube Social Portuguese, Inc.	131 School Street Pawtucket RI 02860	85	No
CMG Holding Company, LLC	430 Newport Avenue Rumford RI 02916	85	No
Coastal Collision & Towing, Inc.	540 Pawtucket Avenue Pawtucket RI 02860	97	No
Coia Sanitation Services	137 Angell Road Cumberland RI 02864	80	No
Coin-OP	504 Pawtucket Avenue Pawtucket RI 02860	92	No
Colonial Motor Sales, Inc.	550 George Washington Highway Smithfield RI 02917	97	No
Comfort Dental II	725 Dexter St Central Falls RI 02863	94	No
Community Ctr Grupo Amigos Da Terceira	55 Memorial Drive Pawtucket RI 02860	85	No
Compassionate Care Veterinary Clinic	1509 Mendon Road Cumberland RI 02864	99	No
Conopco, Inc. (Site #1)	35 Martin Street Cumberland RI 02864	40	No
Conopco, Inc. (Site #2)	36 Martin Street Cumberland RI 02864	40	No
Conrad-Jarvis Corp.	217 Conant Street Pawtucket RI 02860	42	No
Continental Plastics & Packaging	21 Powder Hill Road Lincoln RI 02865	35	No
Cool Air Creations Inc.	10 Business Park Drive Smithfield RI 02917	99	No
Cooley, Incorporated	50 Esten Avenue Pawtucket RI 02860	53	No
Corner Diner	526 Pawtucket Avenue Pawtucket RI 02860	85	No
Costigan - O'Neill Funeral Home	220 Cottage Street Pawtucket RI 02860	96	No
Cottage Street Donuts	372 Cottage Street Pawtucket RI 02861	85	No
Cox Communications, Inc. - BP Vault	9 James P Murphy Highway West Warwick RI 02893	27	No
Creative Stone Countertops Inc.	140 Smithfield Avenue Pawtucket RI 02860	42	No
Crest Manufacturing Company	5 Hood Drive Lincoln RI 02865	52	No
Crooked Current Brewery	560 Mineral Spring Avenue, BF112 Pawtucket RI 02860	89	No
Crown Collision Center	180 Broadway Pawtucket RI 02860	97	No
Crugnale Bakery	1764 Mendon Rd Cumberland RI 02864	85	No
Cuisine Del Mar	445 Lonsdale Avenue Pawtucket RI 02860	85	No
Cumberland Farms	478 Broad Street Central Falls RI 02863	85	No
Cumberland High School	2600 Mendon Road Cumberland RI 02864	86	No
Cumberland House of Pizza	2360 Mendon Road Cumberland RI 02864	85	No
Cumberland Public Schools	364 Broad Street Cumberland RI 02864	86	No
CVS Caremark Corp. (200 Highland Drive)	200 Highland Corporate Drive Cumberland RI 02864	86	No
CVS Pharmacy, Inc.	2100 Highland Corporate Drive Cumberland RI 02864	86	No
CW Lanes and Games	622 George Washington Highway, Unit #2 Lincoln RI 02865	85	No
D. James Photopoulos, DDS	225 East Avenue Pawtucket RI 02860	94	No

**Bucklin Point**  
**List of Permitted Users - 2015**

<b>Company Name</b>	<b>Facility Address</b>	<b>Category</b>	<b>Significant</b>
D. Miller's Auto Body	1211 Mendon Road Cumberland RI 02864	97	No
D.J. Providence Co., LLC	622 George Washington Highway Lincoln RI 02865	85	No
D'Angelo Sandwich Shop (Broadway)	216 Broadway Pawtucket RI 02860	85	No
Darlene Group	93 Park Place Pawtucket RI 02860	11	Yes
Darlington Assisted Living Center	123 Armistice Boulevard Pawtucket RI 02860	86	No
Darlington Mortuary of L. Heroux & Son,	1042 Newport Avenue Pawtucket RI 02861	96	No
Davenport Restaurant	1070 Mendon Road Cumberland RI 02864	85	No
Davenport's Bar & Grille	1925 Pawtucket Avenue East Providence RI 02914	85	No
Dave's Marketplace	2077 Diamond Hill Road Cumberland RI 02864	82	No
David London and Company	29 Carrington Street Lincoln RI 02865	35	No
Denison Acquisition Company, LLC	1 Powder Hill Road Lincoln RI 02865	14	Yes
Dental Associates of Cumberland, Inc.	2138 Mendon Road, #202 Cumberland RI 02864	94	No
Dental Group of Pawtucket	1571 Newport Avenue, Suite 2 Pawtucket RI 02861	94	No
Dialysis Center of Pawtucket	201 Armistice Boulevard Pawtucket RI 02860	95	No
Diamond Cleaners, Inc.	681 Beverage Hill Avenue Pawtucket RI 02861	92	No
Diamond Hill Dental, Inc.	2343 Diamond Hill Road Cumberland RI 02864	94	No
Diffley & Daughters Septic	P.O. Box 183 East Greenwich RI 02818	80	No
Dimitri Ganim, DDS	878 Newport Avenue Pawtucket RI 02861	94	No
DIP, Inc.	342 East Avenue Pawtucket RI 02860	85	No
DJ Providence Co., LLC	72 Newport Avenue East Providence RI 02917	85	No
Domino's Pizza (Dexter Street)	210 Dexter Street Pawtucket RI 02860	85	No
Don's Lunch	169 Benefit Street Pawtucket RI 02861	85	No
Dooley, LLC	616 Smithfield Avenue Lincoln RI 02865	85	No
Double Dragon	381 Smithfield Avenue Pawtucket RI 02860	85	No
Dr. Anita N. Vasvani, D.M.D.	40 Maplewood Drive Pawtucket RI 02861	94	No
Dr. Earl F. Calcutt Middle School	112 Washington Street Central Falls RI 02863	86	No
Dr. John B. DeMello	885 Smithfield Avenue Lincoln RI 02865	94	No
Drs. Ward and Vaudry	132 Old River Road, Suite 204 Lincoln RI 02865	94	No
Dufficy Enterprises, Inc.	448 Newport Avenue Pawtucket RI 02861	85	No
Dunkin Donuts - Central Avenue	1113 Central Avenue Pawtucket RI 02860	85	No
Dunkin Donuts - Cumberland	20 Ann & Hope Way Cumberland RI 02864	85	No
Dunkin Donuts - Taunton Ave.	484 Taunton Avenue East Providence RI 02914	85	No
Dunkin Donuts-Broad Street	542 Broad Street Central Falls RI 02861	85	No

**Bucklin Point**  
**List of Permitted Users - 2015**

<b>Company Name</b>	<b>Facility Address</b>	<b>Category</b>	<b>Significant</b>
Dunkin Donuts-George Washington Highway	629 George Washington Highway Lincoln RI 02865	85	No
Dupuis Oil	401 Walcott Street Pawtucket RI 02860	97	No
E.B. Dragon, LLC	52 Narragansett Park Drive East Providence RI 02916	85	No
East Providence Cinemas	60 Newport Avenue East Providence RI 02916	85	No
East Providence Fire Station #3	30 North Broadway East Providence RI 02916	97	No
Eaton Aerospace	10 New Road East Providence RI 02916	11	Yes
Echo Septic Services LLC	PO Box 129 481 Chestnut Hill Road Chepachet RI 02814	80	No
Ecological Fibers, Inc.	730 York Avenue Pawtucket RI 02861	24	Yes
EDC Holding, LLC	100 Newport Avenue East Providence RI 02916	85	No
Eglantina Kica, D.M.D.	388 Armistice Boulevard Pawtucket RI 02861	94	No
El Paisa Restaurant, Inc.	598 Dexter Street Central Falls RI 02863	85	No
El Salvadoreno Restaurant, Inc.	791 Lonsdale Avenue Central Falls RI 02863	85	No
Emery Realty Inc./Fountain Street Grille	151 Fountain Street Pawtucket RI 02860	85	No
Emery's Catering Service, Inc.	24 Central Street Central Falls RI 02863	85	No
Enrico Caruso Society	105 Bouvier Avenue Manville RI 02838	85	No
Enterprise Rent-A-Car of R.I. (Broadway)	458 Broadway Pawtucket RI 02860	37	No
Erick Market & More Inc.	156 Washington Street Central Falls RI 02863	81	No
Everybody's Favorite Family Restaurant	1370 Mendon Road Cumberland RI 02864	85	No
Excellent Coffee Company	57 Pawtucket Avenue Pawtucket RI 02860	89	No
Exchange Street Cafe	49 Exchange Street Pawtucket RI 02860	85	No
Extreme Clean Laundry, Inc.	295 Armistice Boulevard Pawtucket RI 02860	92	No
Fallon Memorial Elementary School	60 Lincoln Avenue Pawtucket RI 02861	86	No
Farm Fresh RI	542 Pawtucket Avenue Pawtucket RI 02860	85	No
FGX International	500 George Washington Highway Smithfield RI 02917	59	No
Filibuster Club	23 High Street Cumberland RI 02864	85	No
Finlay Extracts & Ingredients USA, Inc.	10 Blackstone Valley Place Lincoln RI 02865	34	No
First Choice Coffee Services	67 Beverage Hill Avenue Pawtucket RI 02860	89	No
Fitness International LLC	615 Pawtucket Avenue Pawtucket RI 02860	89	No
Flor Di Brava	593 Weeden Street Pawtucket RI 02860	81	No
Foolproof Brewing Co., LLC	241 Grotto Avenue, Bldg. D, Unit 1 Pawtucket RI 02860	89	No
Fortune House	1800 Mendon Road, Unit F Cumberland RI 02864	85	No
Frank Lizotte's Glass Co., Inc.	8 Perry Street Central Falls RI 02863	42	No
Freeway Laundry II	280 Dexter Street Pawtucket RI 02860	92	No

**Bucklin Point**  
**List of Permitted Users - 2015**

<b>Company Name</b>	<b>Facility Address</b>	<b>Category</b>	<b>Significant</b>
Freeway Laundry IV	562 Broadway Pawtucket RI 02860	92	No
Friendly's - Newport Avenue	45 Newport Avenue Pawtucket RI 02861	85	No
Froyo World Lincoln	622 George Washington Highway Lincoln RI 02865	85	No
Fujifilm Electronic Materials USA, Inc.	200 Massasoit Avenue East Providence RI 02914	59	No
Fuller Packaging, Inc.	1152 High Street Central Falls RI 02863	52	No
G.B. Donuts of RI Inc.	2084 Diamond Hill Road Cumberland RI 02864	85	No
Galito Restaurant	214-216 Columbus Avenue Pawtucket RI 02861	85	No
Galway Bay	156 South Bend Street Pawtucket RI 02860	85	No
Garden Grille	727 East Avenue Pawtucket RI 02860	85	No
Garfield Social Club	11 Hunt Street Central Falls RI 02863	85	No
Garrison Confections	72 Ledge Street Central Falls RI 02863	81	No
Garrity Pub & Restaurant	67 Garrity Street Pawtucket RI 02861	85	No
Garvin Memorial Elementary	1364 Diamond Hill Road Cumberland RI 02864-3496	86	No
General Cable Industries, LLC	3 Carol Drive Lincoln RI 02865	27	Yes
Generations	267 Jenckes Hill Road Smithfield RI 02917	86	No
Geneva Apartments, LP	150 Dartmouth Street Pawtucket RI 02860	86	No
Georgia's Restaurant Ltd.	915 Dexter Street Central Falls RI 02863	85	No
Gerard A. Belhumeur, DDS	629 Central Avenue Pawtucket RI 02861	94	No
German American Cultural Society	78 Carter Avenue Pawtucket RI 02861	85	No
Godfrey & Wing, Inc.	27 Dexter Road East Providence RI 02914	27	Yes
Golden Arch Enterprises, LLC	255 Mineral Spring Avenue Pawtucket RI 02861	85	No
Golden Li Lai	904 Main Street Pawtucket RI 02860	85	No
Golden Palace	1165 High Street Cumberland RI 02864	85	No
Great China Inc.	402 Dexter Street Central Falls RI 02863	85	No
Great Taste	856 Newport Avenue Pawtucket RI 02861	85	No
Greystone of Lincoln, Inc.	7 Wellington Road Lincoln RI 02865	42	No
Gripnail Corporation	97 Dexter Road East Providence RI 02914	42	No
Guatemex Bakery	810 Broad Street Central Falls RI 02863	81	No
Hark's Hadwin Street Cafe	63 Hadwin Street Central Falls RI 02863	85	No
Harris Health Care - North	60 Eben Brown Lane Central Falls RI 02863	86	No
Harris Industries, Inc.	181 Conant Street Pawtucket RI 02860-1850	42	No
Hartley's Pork Pies	871 Smithfield Avenue Lincoln RI 02865	81	No
Hasbro, Inc.	1027 Newport Avenue Pawtucket RI 02861	27	No



**Bucklin Point**  
**List of Permitted Users - 2015**

<b>Company Name</b>	<b>Facility Address</b>	<b>Category</b>	<b>Significant</b>
Hasbro, Inc. - Executive Offices	1011 Newport Avenue Pawtucket RI 02861	86	No
Hibachi Grill Supreme Buffet	58A Newport Avenue Rumford RI 02916	85	No
Highland Dental Group, Inc.	1189 Smithfield Avenue Lincoln RI 02865	94	No
Highridge Swim & Tennis Club	192 Old River Road Lincoln RI 02865	89	No
Hindley Manufacturing Company	9 Havens Street Cumberland RI 02864	21	No
HM Vincent, DMD, LLC	719 Armistice Boulevard Pawtucket RI 02861	94	No
Holiday Retirement Home, Inc.	30 Sayles Hill Road Manville RI 02838	86	No
Homestead Baking Company	145 North Broadway Rumford RI 02916	81	No
Honey Dew Donuts	179 Front Street Lincoln RI 02865	85	No
Honey Dew Donuts (Newport Avenue)	1515 Newport Avenue Pawtucket RI 02861-1342	85	No
Hope Buffinton Packaging Group, LLC	575 Lonsdale Avenue Central Falls RI 02863	59	No
Hope Global	50 Martin Street Cumberland RI 02864	23	No
Hord Crystal Corporation	45 York Avenue Pawtucket RI 02860	11	Yes
Hot Spot LLC	3781 Mendon Road Cumberland RI 02864	85	No
House of Pizza	206 Division Street Pawtucket RI 02860	85	No
Howley Bread Group	613 George Washington Highway Lincoln RI 02865	85	No
HP Services, Inc.	800 Scenic View Drive Cumberland RI 02864	11	Yes
Impact Custom Apparel, LLC	30 Industrial Road Cumberland RI 02864	99	No
Imperial Packaging Corporation	1 Campbell Street Pawtucket RI 02861	49	No
InCytu, Incorporated	6 Blackstone Valley Place, #5-500 Lincoln RI 02865	95	No
Industrial Container Services - RI, LLC	455 George Washington Highway Smithfield RI 02917-1929	44	No
Ink Solution	560 Mineral Spring Avenue, Unit #15 Pawtucket RI 02862	99	No
International Accessories	717 School Street Pawtucket RI 02860	24	No
International Market Cafe'	40 Macondry Street Cumberland RI 02864	81	No
International Meat Market	756 Lonsdale Avenue Central Falls RI 02863	81	No
International Packaging Corp.	517 Mineral Spring Ave. Pawtucket RI 02860	53	No
Interplex Engineered Products, Inc.	231 Ferris Avenue East Providence RI 02916	11	Yes
J and K Restaurant	757 Main Street Pawtucket RI 02860	85	No
J H Davis, LLC	560 Mineral Spring Avenue, BF 100 Pawtucket RI 02860	42	No
J&M Diamond Tool, Inc.	43 Roger Williams Avenue East Providence RI 02916	44	No
J.D. Laundromat	180 Broad Street Cumberland RI 02864	92	No
J.I.F. Investment Co., Inc.	6 Cook Street Lincoln RI 02865	97	No
Jacky's Galaxie Restaurant, Inc.	1764 Mendon Road, Suite 1 Cumberland RI 02864	85	No

**Bucklin Point**  
**List of Permitted Users - 2015**

<b>Company Name</b>	<b>Facility Address</b>	<b>Category</b>	<b>Significant</b>
Jan Co. Central	800 Lonsdale Avenue Central Falls RI 02863	85	No
Jan Co. Central, Inc.	67 Newport Avenue East Providence RI 02916	85	No
Jan Co., Inc.	600 Taunton Avenue East Providence RI 02916	85	No
JAR Bakers Supply	12 Crow Point Road Lincoln RI 02865	81	No
Jeanne Jugan Residence	964 Main Street Pawtucket RI 02860	86	No
Jerry's Friendly Tap LLC	1225 Mendon Road Cumberland RI 02864	85	No
Jin Hua Chinese Restaurant, Inc.	1925 Pawtucket Avenue East Providence RI 02914	85	No
JJ and Son	119 Main Street Albion RI 02802	85	No
JK Club, LLC	520 Central Avenue Pawtucket RI 02861	85	No
JKM Enterprises II	900 Broad Street Central Falls RI 02863	92	No
John H. Collins & Sons Company	Dunnell Lane Pawtucket RI 02860	27	Yes
John O. Eastman, D.D.S. Inc.	225 Newman Avenue Rumford RI 02916	94	No
Johnston Donuts, Inc.	2069 Diamond Hill Road Cumberland RI 02864	85	No
Joseph Jenks Jr. High School	350 Division Street Pawtucket RI 02860	86	No
J's Deli	2364 Diamond Hill Road Cumberland RI 02864	85	No
Just Like Home Laundry	1322 Broad Street Central Falls RI 02863	92	No
K & A El Masri- Ronzio Pizza	1700 Mendon Rd. Cumberland RI 02864	85	No
K&W Webbing Company	403 Roosevelt Avenue Central Falls RI 02863	23	No
Karol A. Romenski & Son, Inc.	342 High Street Central Falls RI 02863	96	No
Katrina's Country Kitchen	502 Roosevelt Avenue Central Falls RI 02863	85	No
KD Coney	386 Old River Road Manville RI 02865	85	No
Keats Garden, Inc.	115 Manton Street Pawtucket RI 02861	86	No
Keefe Funeral Home, Inc.	5 Higginson Avenue Lincoln RI 02865	96	No
Kenneth Castellucci & Associates, Inc.	9 New England Way Lincoln RI 02865	42	No
Key Container Corporation	21 Campbell Street Pawtucket RI 02861-4005	24	No
Kim & Gary's Ice Cream Machine	4288 Diamond Hill Road Cumberland RI 02864	85	No
Kirkbrae Country Club	197 Old River Road Lincoln RI 02865	86	No
Kiwi Burst Yogurt Shop	616 George Washington Highway Lincoln RI 02865	85	No
KMN, LLC	295 Armistice Boulevard Pawtucket RI 02861	85	No
L&B Foods, Inc.	20 Carter Avenue Pawtucket RI 02861	81	No
La Arepa	574 Smithfield Avenue Pawtucket RI 02860	85	No
La Casona Restaurant	768 Broad Street Central Falls RI 02863	85	No
Lane Foods, Inc.	1940 Pawtucket Avenue East Providence RI 02914	85	No

**Bucklin Point**  
**List of Permitted Users - 2015**

<b>Company Name</b>	<b>Facility Address</b>	<b>Category</b>	<b>Significant</b>
Langley's Laundromat	265 Pawtucket Avenue Pawtucket RI 02860	92	No
Laundromax	479 Mineral Spring Avenue Pawtucket RI 02860	92	No
Leedon Webbing Co., Inc.	86 Tremont Street Central Falls RI 02863	44	No
Len's Hot Dog Haven	9 Slater Park Pawtucket RI 02860	85	No
Leon Markarov Dental Prosthetics	558 Mineral Spring Avenue, Suite CY105 Pawtucket RI 02860	59	No
Lima's Place	499 High Street Central Falls RI 02863	85	No
Lincoln Animal Hospital	207 Front Street Lincoln RI 02865	94	No
Lincoln Dental Associates, Inc.	6 Blackstone Valley Place, Suite 306A Lincoln RI 02865	94	No
Lincoln Funeral Home, Inc.	1501 Lonsdale Avenue Lincoln RI 02865	96	No
Lincoln Laundromat	208 Front Street Lincoln RI 02865	92	No
Lincoln Manufacturing, Inc.	50 Industrial Circle Lincoln RI 02865	22	Yes
Lincoln Senior Center	150 Jenckes Hill Road Lincoln RI 02865	86	No
Lindbergh Auto Body, Inc.	58 Smithfield Avenue Pawtucket RI 02860	97	No
Lindsay Ciombor Brislin, DMD	536 Central Avenue Pawtucket RI 02861	94	No
Liquid Blue	1 Crownmark Drive Lincoln RI 02865	23	Yes
LMP Enterprises	2352 Mendon Road Cumberland RI 02864	85	No
Lonsdale Donuts	465 Lonsdale Avenue Pawtucket RI 02860	85	No
Lonsdale Super Wash	459 Lonsdale Avenue Pawtucket RI 02860	92	No
Lucky Chen	609 Smithfield Ave Lincoln RI 02865	85	No
Lucky Chen Corp 2	614 Smithfield Ave Lincoln RI 02865	85	No
Luxury Dry Cleaners	610 Smithfield Avenue Lincoln RI 02865	92	No
Lydia A. Klufas, DDS	525 Broad Street Cumberland RI 02864	94	No
M & M NY System	361 Waterman Avenue East Providence RI 02914	85	No
Madison Cutting Tool	485 Narragansett Park Drive Pawtucket RI 02861	41	No
Main Street Market, Inc.	919 Main Street Pawtucket RI 02860	82	No
Makin Central Inc.	655 Central Avenue Pawtucket RI 02861	85	No
Manning Heffern Inc.	68 Broadway Pawtucket RI 02860	96	No
Manville Cleaning Center	14 Railroad Street Manville RI 02835	92	No
Marotta Food Corporation	300 Barton Street Pawtucket RI 02860-2918	82	No
Martin Bakers, LLC	399 North Broadway East Providence RI 02916	85	No
Masbro Polishing Company, Inc.	50 Patterson Avenue Pawtucket RI 02860	42	No
Materion Technical Materials, Inc.	5 Wellington Road Lincoln RI 02865	11	Yes
Matos Bakery	569 Broadway Pawtucket RI 02860	81	No

**Bucklin Point**  
**List of Permitted Users - 2015**

<b>Company Name</b>	<b>Facility Address</b>	<b>Category</b>	<b>Significant</b>
McDonald's - Armistice Blvd.	285 Armistice Boulevard Pawtucket RI 02861	85	No
McDonald's - Mendon Road	1754 Mendon Road Cumberland RI 02864	85	No
McLaughlin Cumberland Hill Elementary Sc	205 Manville Hill Road Cumberland RI 02864	86	No
Medcure	900 Highland Corporate Drive, Suite 301 Cumberland RI 02864	95	No
Mei King Restaurant	211 South Bend Street Pawtucket RI 02860	85	No
Memorial Hospital of RI	111 Brewster Street Pawtucket RI 02860	90	No
Mercury Print & Mail Company, Inc	1110 Central Avenue Pawtucket RI 02861	42	No
Merrick R. Williams, Inc.	530 Smithfield Avenue Pawtucket RI 02860	96	No
Michael Healy Designs, Inc.	60 New River Road Manville RI 02838	41	No
Michael Perri & Sons, Inc.	537 Sandy Lane Warwick RI 02889	80	No
Michael's Meats	2130 Mendon Road Suite 4 Cumberland RI 02864	81	No
Microfibres, Inc.	One Moshassuck Street Pawtucket RI 02860	23	Yes
Mineral Enterprises Inc.	750 Mineral Spring Avenue Pawtucket RI 02860	85	No
Ming Garden, Inc.	295 Armistice Boulevard Pawtucket RI 02861	85	No
Mini Market La Esperanza	1234 Broad Street Central Falls RI 02863	85	No
Mirror Image	190 Exchange Street Pawtucket RI 02860	99	No
Modern Diner	364 East Avenue Pawtucket RI 02860	85	No
Montecristo Restaurant	804 Broad Street Central Falls RI 02863	85	No
Moon Star Chinese Restaurant	727 East Avenue Pawtucket RI 02860	85	No
Motown Pizza, LLC	45 Newport Ave, Suite B East Providence RI 02916	85	No
Mr. USA Cleaners	224 East Avenue Pawtucket RI 02860	92	No
Mulhearn's Pub	507 North Broadway East Providence RI 02914	85	No
Multi-Wall Packaging a Division of ITW	50 Taylor Drive East Providence RI 02916	42	No
Murdock Webbing Co., Inc.	27 Foundry Street Central Falls RI 02863	23	Yes
Murphy's Law	2 George Street Pawtucket RI 02860	85	No
Narr. Electric Co.-Vault Op.-BV	280 Melrose Street Providence RI 02907	27	No
NECVW, Inc.	1600 Mendon Road Cumberland RI 02864	97	No
Neptco, Inc.	30 Hamlet Street Pawtucket RI 02861-0323	53	No
Neurotech Pharmaceuticals, Inc.	900 Highland Corporate Drive Cumberland RI 02864	95	No
New England Catering Service, LLC	474 Pawtucket Avenue Pawtucket RI 02860	85	No
New England Linen Supply, Inc.	20 Rhode Island Avenue Pawtucket RI 02860	25	Yes
New Harvest Coffee Roasters	1005 Main Street, Suite 108 Pawtucket RI 02860	85	No
Newport 223 Donuts, Inc.	223 Newport Avenue East Providence RI 02916	85	No

**Bucklin Point**  
**List of Permitted Users - 2015**

<b>Company Name</b>	<b>Facility Address</b>	<b>Category</b>	<b>Significant</b>
Newport Ave Donut-81 Newport	81 Newport Avenue Pawtucket RI 02861	85	No
Newport Cedar Donuts, Inc.	105 Cedar Street Pawtucket RI 02860	85	No
Newport Division Donuts, Inc.	192 Division Street Pawtucket RI 02860	85	No
North American Salt & Fresh Fish Corp.	450 Prospect Street Pawtucket RI 02860	81	No
Northeast Knitting, Inc.	179 Conant Street Pawtucket RI 02860	23	No
Oak Hill Health & Rehabilitation Center	544 Pleasant Street Pawtucket RI 02860	86	No
Ocean State Cesspool, Inc.	336 Nooseneck Hill Road Exeter RI 02862	80	No
Ocean State Five II, LLC	622 George Washington Highway, Unit #58 Lincoln RI 02865	85	No
Olly's Pizza	148 Broad Street Pawtucket RI 02860	85	No
OLSL Lincoln Place	612 George Washington Hgwy Lincoln RI 02865	86	No
On the Go Laundromat	306 Broad Street Central Falls RI 02863	92	No
O'Neill Funeral Home	3102 Mendon Rd. Cumberland RI 02864	96	No
Original Pizza of Boston	13 Blackstone Valley Place Lincoln RI 02865	53	No
Orion Retail	270 Jenckes Hill Road Smithfield RI 02917	26	No
Osram Sylvania, Inc.	1193 Broad Street Central Falls RI 02863	27	Yes
Our Place on North Broadway	525 North Broadway East Providence RI 02914	85	No
P & G Bowling, Inc.	80 Newport Avenue East Providence, RI 02916	85	No
Packaging Graphics, LLC	60 Delta Drive Pawtucket RI 02860	24	No
Pamfilio's Italian Deli	1800 Mendon Road Cumberland RI 02864	85	No
Panaderia El Antojo, Inc.	494 Dexter Street Central Falls RI 02863	85	No
Papa Gino's #408	12 Narragansett Park Drive East Providence RI 02916	85	No
Papa Gino's-Lincoln Mall	403 Lincoln Mall Lincoln RI 02865	85	No
Parkway Apartments, L.P.	10 Office Parkway East Providence RI 02914	86	No
Patriot Textiles, Inc.	21 Sabin Street Pawtucket RI 02861	23	No
Paul G. Roque, DDS	642 Newport Avenue Pawtucket RI 02861	94	No
Paulo J. DaRosa, DDS	490 High Street Cumberland RI 02864	94	No
Pawtucket China Inn	285 Main Street Pawtucket RI 02860	85	No
Pawtucket Country Club	900 Armistice Boulevard Pawtucket RI 02861	85	No
Pawtucket House of Pizza	398 Smithfield Avenue Pawtucket RI 02860	85	No
Pawtucket Lion Pizza, Inc.	197 Mineral Spring Avenue Pawtucket RI 02860	85	No
Pawtucket Power Associates	181 Concord Street Pawtucket RI 02860	16	Yes
Pawtucket Red Sox Baseball Club	One Ben Mondor Way Pawtucket RI 02960	86	No
Pawtucket Skilled Nursing	70 Gill Avenue Pawtucket RI 02861	86	No

**Bucklin Point**  
**List of Permitted Users - 2015**

<b>Company Name</b>	<b>Facility Address</b>	<b>Category</b>	<b>Significant</b>
Pawtucket Soup Kitchen	195 Walcott Street Pawtucket RI 02860	85	No
Pawtucket Taco	7 Newport Avenue Pawtucket RI 02861	85	No
PCL Fixtures, Inc.	275 Ferris Avenue Rumford RI 02916	24	No
Pedro Teixeira, DDS	176 Newport Avenue Pawtucket RI 02861	94	No
Pepper Dining Inc.	622 George Washington Highway Lincoln RI 02865	85	No
Pepperoni's of Lincoln, LLC	618 George Washington Highway Lincoln RI 02865	85	No
Phantom Properties, LLC	2920 Diamond Hill Road Cumberland RI 02864	85	No
Philip J. Calabro, D.M.D.	500 Newport Avenue Pawtucket RI 02861	94	No
Philopateert L.L.C.	881 Central Avenue Pawtucket RI 02861	85	No
Phoenix Converting Corporation	402 Walcott Street Pawtucket RI 02860	59	No
Piatek Machine Co., Inc.	25 Monticello Road Pawtucket RI 02861	42	No
Pizza Man of Cumberland	87 Broad Street Cumberland RI 02864	85	No
Pizzaworks	590 Newport Avenue Pawtucket RI 02861	85	No
Pizzeria Romana	3 Wake Robin Road Lincoln RI 02865	85	No
Plouffe's Cup N Saucer	267 Main Street Pawtucket RI 02860	85	No
PMG Inc.	636 Central Avenue Pawtucket RI 02861	85	No
Poly/Sperser, Corp.	250 Narragansett Park Drive East Providence RI 02916	22	No
Poppy's Family Restaurant	3344 Mendon Road Cumberland RI 02864	85	No
Potter-Burns Elementary School	973 Newport Avenue Pawtucket RI 02861	86	No
Precision Harley - Davidson, Inc.	269 Armistice Boulevard Pawtucket RI 02860	97	No
Precision Polishing & Ornament	601 Mineral Spring Avenue Pawtucket RI 02860	42	No
Princess Enterprise, Inc.	614 Pawtucket Avenue Pawtucket RI 02860	85	No
Printmakers, Inc.	75 York Avenue Pawtucket RI 02860	93	No
Prospect CharterCare SJHSRI (Roosevelt)	249 Roosevelt Avenue Pawtucket RI 02860	94	No
Prospect Pizza	350 Prospect Street Pawtucket RI 02860	85	No
Providence Braid Co., Inc.	358 Lowden Street Pawtucket RI 02860	44	No
Providence Fire Restoration	291 Kenyon Avenue Pawtucket RI 02861	99	No
Providence Metallizing Company, Inc.	51 Fairlawn Avenue Pawtucket RI 02860-2591	11	Yes
Putnam Holdings, Inc.	32 Wellington Road Lincoln RI 02865	49	No
Quality Rental	390 Walcott Street Pawtucket RI 02860	86	No
Queenies Deck	562 Newport Avenue Pawtucket RI 02861	85	No
R & D Manufacturing, Inc.	60 Dunnell Lane East Pawtucket RI 02860	41	No
R.J.W. Enterprises Inc.	337 Armistice Blvd Pawtucket RI 02861	85	No

**Bucklin Point**  
**List of Permitted Users - 2015**

<b>Company Name</b>	<b>Facility Address</b>	<b>Category</b>	<b>Significant</b>
Raheb Restaurant, Inc.	535 Dexter Street Central Falls RI 02863	85	No
Rand Whitney Southeast Container, LLC	455 Narragansett Park Drive Pawtucket RI 02861-4321	24	No
Ray Plante & Sons, Inc.	1 Abbotts Crossing Road Coventry RI 02816	80	No
Restaurante Serra Da Estrela	168 Broad Street Cumberland RI 02864	85	No
Rhode Island Septic Services	315 Nooseneck Hill Road Exeter RI 02822	80	No
Rhode Island Textile Company	211 Columbus Avenue Pawtucket RI 02861	23	No
Ribatejo Fish Market	167 Benefit Street Pawtucket RI 02861	82	No
Richmond Motor Sales, Inc.	519 Pawtucket Avenue Pawtucket RI 02860	97	No
RIDCO Casting Co.	6 Beverage Hill Avenue Pawtucket RI 02860	21	No
Right Spot Diner	200 South Bend Street Pawtucket RI 02860	85	No
Rivero LLC	765 Broad Street Central Falls RI 02863	85	No
Riviera Inn	580 North Broadway East Providence RI 02914	85	No
Roast House Pub and Restaurant	176 Columbus Avenue Pawtucket RI 02860	85	No
Rosco Manufacturing, LLC	500 High Street Central Falls RI 02863	42	No
Rose Sub LLC	622 George Washington Highway Lincoln RI 02865	85	No
Royal Cleaners, Inc.	639 Cottage Street Pawtucket RI 02861	92	No
Rumford Dental	20 Newman Avenue Rumford RI 02916	94	No
Russell S. Chin, DDS, Ltd.	1288 Newport Avenue Pawtucket RI 02861	94	No
S & P Pizza, LLC	379 Smithfield Avenue Pawtucket RI 02860	85	No
S.P. Donuts	2130 Mendon Road Cumberland RI 02864	85	No
Sakis Pizza (Cumberland)	2339 Diamond Hill Road Cumberland RI 02864	85	No
Sarkis Hagopian Enterprises LLC	1525 Old Louisquisset Pike Lincoln RI 02865	85	No
Schofield Printing, Inc.	211 Weeden Street Pawtucket RI 02860	99	No
Schofield Sanitation	4420 Diamond Hill Road Cumberland RI 02864	80	No
Scituate Cesspool, Inc.	26 Greenhill Road Johnston RI 02919	80	No
Senior Lifestyle Emerald Bay LP	10 Old Diamond Hill Road Cumberland RI 02864-4611	86	No
Seven Cray Street Realty Corp	7 Cray Street Cumberland RI 02864	85	No
Seven Stars Bakery - Newman Avenue	20 Newman Avenue Rumford RI 02916	85	No
Seven Stars Bakery - Pawtucket	1005 Main Street Pawtucket RI 02860	81	No
Sewrite Embroidery	30 Martin Street, Suite #2A1 Cumberland RI 02864	99	No
Shanna Country Kitchen	1517 Louisquisset Pike Lincoln RI 0865	85	No
Shaydan Inc.	266 Grand Avenue Pawtucket RI 02861	85	No
Shish Kabob	555 Smithfield Avenue Pawtucket RI 02860	85	No

**Bucklin Point**  
**List of Permitted Users - 2015**

<b>Company Name</b>	<b>Facility Address</b>	<b>Category</b>	<b>Significant</b>
Silver Fern Practice LLC	21 Division Street Pawtucket RI 02860	89	No
Simmering Soup Kitchen, LLC	1800 Mendon Road Cumberland RI 02864	81	No
Sonid LLC	560 Mineral Spring Avenue Pawtucket RI 02860	81	No
SP Donuts, Inc.	3450 Mendon Road Cumberland RI 02864	85	No
Sparkle City Laundromat	192 Division Street Pawtucket RI 02860	92	No
Sparky's Restaurant	548 Dexter Street Central Falls RI 02863	85	No
SPHOD	572 Armistice Boulevard Pawtucket RI 02861	85	No
Spin City Cumberland, LLC	3400 Mendon Road Cumberland RI 02864	92	No
Spirit Recognition	639 Central Avenue Pawtucket RI 02861	99	No
Splash Snack Bar and Grill	546 Lonsdale Avenue Central Falls RI 02863	85	No
Spring House Chinese	178 Mineral Spring Avenue Pawtucket RI 02860	85	No
St. Raphael Academy - East Building	210 Walcott Street Pawtucket RI 02860	86	No
St. Raphael Academy - West Building	123 Walcott Street Pawtucket RI 02860	99	No
Stackbin Corporation	29 Powder Hill Road Lincoln RI 02865	11	Yes
Starbucks Restaurant-Lincoln Mall	622 George Washington Highway Lincoln RI 02865	85	No
Stop & Shop Supermarket #704	70 Mendon Road Cumberland RI 02864	82	No
Stop & Shop Supermarket #710	368 Cottage Street Pawtucket RI 02861	82	No
Stop & Shop Supermarket #712	622 George Washington Highway Lincoln RI 02865	82	No
Suburban Contract Cleaning	95 Webster Avenue Pawtucket RI 02861	99	No
Subway - Mineral Spring Avenue	745 Mineral Spring Avenue Pawtucket RI 02860	85	No
Subway (North Broadway)	411 North Broadway Rumford RI 02916	85	No
Subway 95 Exit 30, LLC	355 Fountain Street Pawtucket RI 02860	85	No
Subway-Broad Street	310 Broad Street Central Falls RI 02863	85	No
Suds Plus Car Wash	250 Newport Avenue Rumford RI 02916	97	No
Summit Manufacturing Corporation	248 Pine Street Pawtucket RI 02860	11	Yes
Sunoco, Inc. (R&M)	634 George Washington Highway Lincoln RI 02865	85	No
Sunshine Creamery	305 North Broadway East Providence RI 02916	85	No
Sunshine Market	181 Washington Street Central Falls RI 02863	81	No
Super Dragon	805 Broadway Pawtucket RI 02860	85	No
Swades, LLC	727 East Avenue Pawtucket RI 02860	85	No
Swan Cleaners	371 Benefit Street Pawtucket RI 02861	92	No
Sweetland Foods, Inc.	95 Belmont Street Pawtucket RI 02860	81	No
Swissline Precision, LLC.	23 Ashton Park Way Cumberland RI 02864	42	No



**Bucklin Point**  
**List of Permitted Users - 2015**

<b>Company Name</b>	<b>Facility Address</b>	<b>Category</b>	<b>Significant</b>
Tanury Industries	6 New England Way Lincoln RI 02865	11	Yes
Tanury Industries PVD, Inc.	7 New England Way Lincoln RI 02865	11	Yes
Tanya Creations, Inc.	360 Narragansett Park Drive East Providence RI 02916	42	No
Taqueria Lupita	765 Dexter Street Central Falls RI 02863	85	No
Target Corporation - T2073	620 George Washington Highway Lincoln RI 02865	85	No
Tastex Corporation	467 - 469 Roosevelt Avenue Central Falls RI 02863	23	No
Tedor Pharma Inc.	400 Highland Corporate Drive Cumberland RI 02864	14	Yes
Teknicote, Inc.	10 New Road, Suite 400 Rumford RI 02916	11	Yes
Teknor Apex - Mendon	90 Mendon Avenue Pawtucket RI 02861	37	No
Teknor Apex Co.	505 Central Avenue Pawtucket RI 02861	27	No
Texcel Industries, Inc.	18 Meeting Street Cumberland RI 02864	23	No
The Car Store, Inc.	1 Colfax Street Pawtucket RI 02860	97	No
The Children's Workshop	151 Hunt Street Central Falls RI 02863	86	No
The Evans Company, Inc.	33 Eastern Avenue East Providence RI 02914	21	No
The Family Dentist, Inc.	480 Broadway Pawtucket RI 02860	94	No
The INSCO Group	17 Powder Hill Road Lincoln RI 02865	99	No
The Lighthouse at Lincoln	425 Albion Road Lincoln RI 02865	86	No
The Mansion, Inc.	104 Clay Street Central Falls RI 02863	86	No
The Met RI, LLC	1005 Main Street, Unit 1112 Pawtucket RI 02860-7802	85	No
The Okonite Company	5 Industrial Road Cumberland RI 02864	27	Yes
The Pawtucket Checker Club, LLC	579 Benefit Street Pawtucket RI 02861	85	No
The Salvation Army	102 High Street Pawtucket RI 02860	85	No
The Seabra Group, LLC	2000 Mendon Road Cumberland RI 02864	82	No
The Stop & Shop Supermarket Co. LLC	1925 Pawtucket Avenue East Providence RI 02914	82	No
Thyssenkrupp Materials	279 Jenckes Hill Road Smithfield RI 02917	46	No
Tiffany and Company	300 Maple Ridge Drive Cumberland RI 02864	15	Yes
Tommy's Lounge	99 India Street Pawtucket RI 02860	85	No
Tony's Pizza	435 Power Road Pawtucket RI 02860	85	No
Top Shell LLC	55 Conduit Street Lincoln RI 02865	81	No
Torre Corp.	3 Wake Robin Lane, Unit #1 Lincoln RI 02865	85	No
Torti Services	77 Tourtellot Hill Road Glocester RI 02814	80	No
Tracey Gear Inc.	740 York Avenue Pawtucket, RI 02861	42	No
Truex, Inc.	300 Armistice Boulevard Pawtucket RI 02861	11	Yes

**Bucklin Point**  
**List of Permitted Users - 2015**

<b>Company Name</b>	<b>Facility Address</b>	<b>Category</b>	<b>Significant</b>
Uncle Tony's Pizza & Pasta	141 Newport Avenue East Providence RI 02916	85	No
Underground Hero's Inc.	80 A Newport Ave East Providence RI 02916	85	No
United Methodist Elder Care	30 Alexander Avenue East Providence RI 02914	86	No
United Skates of America	75 New Road East Providence RI 02914	85	No
University Oral & Maxil. - School Street	123 School Street Pawtucket RI 02860	94	No
V. George Rustigian Rugs, Inc	560 Mineral Spring Avenue BF 104-106 Pawtucket RI 02860	99	No
Vandelay Ahi	600 George Washington Highway Lincoln RI 02865	85	No
Verizon - BV	Allens Avenue Providence RI 02905	27	No
Village Pizza Inc.	650 Dexter Street Central Falls RI 02863	85	No
Village Press	331 North Broadway East Providence RI 02916	24	No
Village Restaurant, Inc.	200 Main Street Pawtucket RI 02860	85	No
Visual Creations, Inc.	500 Narragansett Park Drive Pawtucket RI 02861	44	No
Vogue Industries LP	82 Hadwin Street Central Falls RI 02863	99	No
Walter M. Dzialo, DDS	526 Newport Avenue Pawtucket RI 02861	94	No
Walter R. Shaghalian D.M.D.	1002 Pawtucket Avenue Rumford RI 02916	94	No
Walt's Roast Beef.	285 Newport Avenue Pawtucket RI 02861	85	No
Wannamoissett Country Club	96 Hoyt Avenue Rumford RI 02916	86	No
Wardwell Braiding Machine Company	1211 High Street Central Falls RI 02863	26	No
Washing Well Laundry	906 Main Street Pawtucket RI 02860-4918	92	No
Water Works Car Wash	930 Main Street Pawtucket RI 02860	97	No
Weeden Street Associates, LLC	173 Weeden Street Pawtucket RI 02862	24	No
Wendy's (Cottage Street)	368 Cottage Street Pawtucket RI 02861	85	No
Wendy's International, Inc. (Broad)	120 Broad Street Pawtucket RI 02860	85	No
Whittet-Higgins Company	33 Higginson Avenue Central Falls RI 02863	42	No
Wildflour Bakery Cafe + Juice Bar	727 East Avenue Pawtucket RI 02860	85	No
Wildtree	15 Wellington Road Lincoln RI 02865	81	No
William B. Chan DMD	2359 Mendon Road Cumberland RI 02864	94	No
William Naughton, DDS	524 Central Avenue Pawtucket RI 02861	94	No
William W. Tripp Funeral Home, Inc.	1008 Newport Avenue Pawtucket RI 02861	96	No
Wind River Environmental, LLC	577 Main Street Hudson MA 01749	80	No
Xelapan Bakery and Convenience	904 Lonsdale Avenue Central Falls RI 02863	81	No
Zaccagnini's Pastry Shoppe	546 Smithfield Avenue Pawtucket RI 02860	81	No
Zebra Technologies Corporation	One Albion Road, Suite 100 Lincoln RI 02865	42	No

***ATTACHMENT VOLUME II***

***SECTION 2***

***PERMIT ISSUANCE/REISSURANCE  
ACTIVITIES***

***PERMIT ISSUANCE/REISSUANCE  
ACTIVITIES***

***FIELD'S POINT***

**Field's Point  
Permit Issuance / Reissuance Activities - 2015**

<b>Company Name</b>	<b>Prior Permit</b>	<b>Permit</b>	<b>Issue Date</b>	<b>Effective Date</b>	<b>Expire Date</b>
Department of Administration	12/31/2014	P5200-073-1219	12/16/2014	1/1/2015	12/31/2019
Dominion Energy Manchester St., Inc.	12/31/2014	P2712-093-1219	12/16/2014	1/1/2015	12/31/2019
Ladder 133 Bar and Grill	12/31/2014	P8502-520-1219	12/19/2014	1/1/2015	12/31/2019
New China	12/31/2014	P8500-210-1219	12/19/2014	1/1/2015	12/31/2019
Providence Community Library	12/31/2014	P8400-037-1219	12/19/2014	1/1/2015	12/31/2019
Smith Hill Laundromat	12/31/2014	P9200-304-1219	12/19/2014	1/1/2015	12/31/2019
Two Way Laundromat	No Previous Permit	P9200-306-1119	12/19/2014	1/1/2015	12/31/2019
Venda Ravioli Inc. - 271 Atwells Avenue	12/31/2014	P8500-185-1219	12/19/2014	1/1/2015	12/31/2019
Bruny's Kitchen	No Previous Permit	P8500-206-1019	1/9/2015	1/9/2015	10/15/2015
3 Guys Pizza	No Previous Permit	P8500-214-1119	1/13/2015	1/13/2015	11/30/2019
Taqueria Al Son De Mi Barrio	No Previous Permit	P8500-208-1119	1/13/2015	1/13/2015	11/30/2019
B&D LLC	1/31/2015	P8500-175-0120	1/16/2015	2/1/2015	1/31/2020
KB Surfaces	1/31/2015	P4200-156-0120	1/16/2015	2/1/2015	1/31/2020
Rhode Island College - Connection 4	1/31/2015	P8600-486-0120	1/16/2015	2/1/2015	1/31/2020
SCI Rhode Island Funeral Services, LLC	1/31/2015	P9600-101-0120	1/16/2015	2/1/2015	1/31/2020
Uno Of Providence, Inc.	1/31/2015	P8502-518-0120	1/16/2015	2/1/2015	1/31/2020
NC Dental, Inc.	No Previous Permit	P9400-370-1219	1/23/2015	1/23/2015	12/31/2019
RISD - Washington Building	1/22/2015	P9902-092-1119	1/23/2015	1/23/2015	11/30/2019
Busy Bubbles	No Previous Permit	P9200-308-1219	2/3/2015	2/3/2015	12/31/2019
Italia, LLC	No Previous Permit	P8500-163-1219	2/3/2015	2/3/2015	12/31/2019
Ogie's Trailer Park	No Previous Permit	P8501-353-0120	2/13/2015	2/13/2015	1/31/2020
Sutus, Inc.	No Previous Permit	P8500-215-0120	2/13/2015	2/13/2015	1/31/2020
Churchill & Banks Co.	2/28/2015	P5300-027-0220	2/17/2015	3/1/2015	2/29/2020
Jacob Werba	2/28/2015	P9400-366-0220	2/17/2015	3/1/2015	2/29/2020
Pescatore's Seafood, Inc.	2/28/2015	P8102-171-0220	2/17/2015	3/1/2015	2/29/2020
Red Stripe East Side, LLC.	2/28/2015	P8502-525-0220	2/17/2015	3/1/2015	2/29/2020
Sicilia's Pizzeria	2/28/2015	P8501-347-0220	2/17/2015	3/1/2015	2/29/2020
Vasilios Pizza	2/28/2015	P8500-189-0220	2/17/2015	3/1/2015	2/29/2020
Village Restaurant Group, LLC	No Previous Permit	P8501-354-0120	2/17/2015	2/17/2015	1/31/2020
The Cutting Board Deli	No Previous Permit	P8500-218-0120	2/20/2015	2/20/2015	5/7/2015
Cafe Nuovo	2/28/2015	P8502-524-0220	2/24/2015	3/1/2015	2/29/2020
Chalk Donuts Inc.	2/28/2015	P8500-200-0220	2/24/2015	3/1/2015	2/29/2020
Dama Jewelry Technologies	2/28/2015	P2604-030-0220	2/24/2015	3/1/2015	2/29/2020
Diocese of Providence - Office Building	2/28/2015	P5200-074-0220	2/24/2015	3/1/2015	2/29/2020
RISD-Illustration Studies Building	2/28/2015	P8400-036-0220	2/24/2015	3/1/2015	2/29/2020
Siena, Inc.	2/28/2015	P8502-535-0220	2/24/2015	3/1/2015	2/29/2020
Steven A. Sack, D.M.D	2/28/2015	P9402-367-0220	2/24/2015	3/1/2015	2/29/2020
Times 2 Academy	2/28/2015	P8602-485-0220	2/24/2015	3/1/2015	2/29/2020
Atwells Realty Corporation	2/28/2015	P8502-530-0220	2/27/2015	3/1/2015	2/29/2020
Dunkin Donuts - Broad Street	2/28/2015	P8500-198-0220	2/27/2015	3/1/2015	2/29/2020
Elmwood Community School	2/28/2015	P8600-493-0220	2/27/2015	3/1/2015	2/29/2020
Prothera Biologics, Inc.	No Previous Permit	P9500-107-0120	2/27/2015	2/27/2015	1/31/2020
RISD - Auditorium	2/28/2015	P8400-034-0220	2/27/2015	3/1/2015	2/29/2020
RISD - Market House	2/28/2015	P8400-035-0220	2/27/2015	3/1/2015	2/29/2020
RVS Mfg. Co.	2/28/2015	P4100-098-0220	2/27/2015	3/1/2015	2/29/2020
Providence Schools	No Previous Permit	P8600-495-0120	3/3/2015	3/3/2015	1/31/2020
L T Treats, Inc.	No Previous Permit	P8500-221-0120	3/13/2015	3/13/2015	1/31/2020
Two 88 Chinese Restaurant	No Previous Permit	P8500-226-0120	3/13/2015	3/13/2015	1/31/2020
Bocado Tapas Wine Bar	No Previous Permit	P8502-537-0120	3/17/2015	3/17/2015	1/31/2020
Dexter Cleaners	3/31/2015	P9200-307-0320	3/17/2015	4/1/2015	3/31/2020
El Fogon Latino Restaurant, LLC	No Previous Permit	P8500-217-0220	3/17/2015	3/17/2015	2/29/2020
Olga's Cup and Saucer, Inc.	3/31/2015	P8501-352-0320	3/17/2015	4/1/2015	3/31/2020
Portland Transmission	3/31/2015	P4200-158-0320	3/17/2015	4/1/2015	9/3/2015
RISD - Dexter House Garage	3/31/2015	P9900-090-0320	3/17/2015	4/1/2015	3/31/2020
U.S. Postal Service - P&DC	3/31/2015	P2702-094-0320	3/17/2015	4/1/2015	3/31/2020
Cook & Brown Public House, Ltd.	3/31/2015	P8500-207-0320	3/20/2015	4/1/2015	3/31/2020
Moon Tide Dyers	No Previous Permit	P2302-010-0120	3/20/2015	3/20/2015	1/31/2020
RISD - Bayard-Ewing Building	3/31/2015	P9900-091-0320	3/20/2015	4/1/2015	3/31/2020

**Field's Point  
Permit Issuance / Reissuance Activities - 2015**

<b>Company Name</b>	<b>Prior Permit</b>	<b>Permit</b>	<b>Issue Date</b>	<b>Effective Date</b>	<b>Expire Date</b>
RISD - Industrial Design Building	3/31/2015	P9900-088-0320	3/20/2015	4/1/2015	3/31/2020
RISD - Memorial Hall	3/31/2015	P9900-087-0320	3/20/2015	4/1/2015	3/31/2020
RISD - Waterman Building	3/31/2015	P9900-086-0320	3/20/2015	4/1/2015	3/31/2020
UTGR, Inc.	3/31/2015	P8502-528-0320	3/20/2015	4/1/2015	3/31/2020
Brown University - Diman & Wayland House	3/15/2015	P8600-488-0320	3/24/2015	4/28/2015	5/31/2020
Brown University - Wriston Quad	3/31/2015	P8600-485-0320	3/24/2015	4/1/2015	3/31/2020
Cherry Hill Grille	3/31/2015	P8502-539-0320	3/24/2015	4/1/2015	3/31/2020
Fruity Franchise	No Previous Permit	P8500-225-0120	3/27/2015	3/27/2015	1/31/2020
Hobbs Brook Management LLC	3/26/2015	P8600-494-0619	3/27/2015	3/27/2015	6/30/2019
Kozy Group, LLC	No Previous Permit	P8502-540-0220	3/27/2015	3/27/2015	2/29/2020
Vanity Entertainment Group LLC	No Previous Permit	P8502-541-0220	3/27/2015	3/27/2015	2/28/2020
Brittany Motors	3/31/2015	P9702-184-0320	3/31/2015	4/1/2015	3/31/2020
Brown University - Sears House	3/31/2015	P8600-487-0320	3/31/2015	4/1/2015	3/31/2020
Brown University- Harkness House	3/31/2015	P8600-486-0320	3/31/2015	4/1/2015	3/31/2020
Hodosh Dental Associates, Inc.	3/31/2015	P9400-369-0320	3/31/2015	4/1/2015	3/31/2020
RISD - Fletcher Building	3/31/2015	P9900-089-0320	3/31/2015	4/1/2015	3/31/2020
Simply Seasonal	3/31/2015	P8500-187-0320	3/31/2015	4/1/2015	3/31/2020
Waterman Laundromat	3/31/2015	P9200-303-0320	3/31/2015	4/1/2015	3/31/2020
CMG Holding Company LLC	No Previous Permit	P8500-202-0120	4/3/2015	4/3/2015	1/31/2020
Liquid LLC	No Previous Permit	P8502-543-0220	4/3/2015	4/3/2015	2/29/2020
Umicore USA, Incorporated	4/3/2015	P2206-043-0417	4/3/2015	4/3/2015	4/30/2017
Golden Palace Chinese Restaurant	No Previous Permit	P8500-231-0320	4/14/2015	4/14/2015	3/31/2020
Chow Fun, Inc.	4/30/2015	P8501-351-0420	4/17/2015	5/1/2015	4/30/2020
JRB LLC	4/30/2015	P8500-170-0420	4/17/2015	5/1/2015	4/30/2020
Olneyville NY System	4/30/2015	P8501-350-0420	4/17/2015	5/1/2015	4/30/2020
Edesia Global Nutrition Solutions	4/30/2015	P3502-007-0420	4/21/2015	5/1/2015	4/30/2020
La Poblanita Carniceria Mexicana	No Previous Permit	P8102-173-0320	4/21/2015	4/21/2015	3/31/2020
Brown University	4/30/2015	P8600-492-0420	4/24/2015	5/1/2015	4/30/2020
Brown University-Medical Education Bldg.	4/30/2015	P9500-106-0420	4/24/2015	5/1/2015	4/30/2020
Price Rite	4/30/2015	P8202-090-0420	4/24/2015	5/1/2015	4/30/2020
Rhode Island College - Connection 1	4/30/2015	P8900-060-0420	4/28/2015	5/1/2015	4/30/2020
Thomas S. Mulvey DDS LLC	4/27/2015	P9400-371-0120	4/28/2015	4/28/2015	1/31/2020
Twin's Pizza, Inc.	4/30/2015	P8502-532-0420	4/28/2015	5/1/2015	4/30/2020
Zona Lounge	No Previous Permit	P8502-542-0320	4/28/2015	4/28/2015	3/31/2020
UMelt Weybosset, Inc.	No Previous Permit	P8500-234-0320	5/8/2015	5/8/2015	3/31/2020
Dr. Lee Whitney	5/31/2015	P9400-373-0520	5/15/2015	6/1/2015	5/31/2020
Epivax, Inc.	5/31/2015	P9500-105-0520	5/15/2015	6/1/2015	5/31/2020
RISD - Bank Building	5/31/2015	P9900-085-0520	5/15/2015	6/1/2015	5/31/2020
RISD - Metcalf Building	5/31/2015	P4300-064-0520	5/15/2015	6/1/2015	5/31/2020
Blaze East Side	5/31/2015	P8500-220-0520	5/19/2015	6/1/2015	9/12/2015
Brown University - Nelson Fitness Center	5/31/2015	P8900-059-0520	5/19/2015	6/1/2015	5/31/2020
Chipotle Mexican Grill of Colorado, LLC	5/31/2015	P8500-219-0520	5/19/2015	6/1/2015	5/31/2020
Fidas Restaurant Inc.	5/31/2015	P8500-173-0520	5/19/2015	6/1/2015	5/31/2020
Brown University - Granoff Center	5/31/2015	P8900-057-0520	5/22/2015	6/1/2015	5/31/2020
Camila Dry Cleaner, LLC	No Previous Permit	P9200-309-0120	5/22/2015	5/22/2015	1/31/2015
D.M. Kelleher, LLC	No Previous Permit	P8502-547-0420	5/22/2015	5/22/2015	5/22/2015
Morgan Mill Metals, LLC	5/31/2015	P4100-099-0520	5/22/2015	6/1/2015	5/31/2020
Portion Meat Associates	No Previous Permit	P8104-174-0320	5/22/2015	5/22/2015	3/31/2020
Trattoria Zooma	5/31/2015	P8502-536-0520	5/22/2015	6/1/2015	5/31/2020
Xoyita Tortilleria and Deli	No Previous Permit	P8500-233-0320	5/22/2015	5/22/2015	3/31/2020
Yoo Sushi	No Previous Permit	P8500-239-0420	5/22/2015	5/22/2015	1/15/2016
Brown University - Meehan Auditorium	5/31/2015	P8900-061-0520	5/29/2015	6/1/2015	5/31/2020
Cafe La France - Empire	No Previous Permit	P8500-235-0320	5/29/2015	5/29/2015	3/31/2020
Friendly's	5/31/2015	P8502-533-0520	5/29/2015	6/1/2015	5/31/2020
Nami Japanese Restaurant	No Previous Permit	P8501-358-0320	5/29/2015	5/29/2015	3/31/2020
Rhode Island College - Connection 2	5/31/2015	P4302-065-0520	5/29/2015	6/1/2015	5/31/2020
Shanghai Restaurant Inc.	5/31/2015	P8501-355-0520	6/1/2015	6/1/2015	8/18/2015
Bacani Enterprises	No Previous Permit	P8500-240-0420	6/2/2015	6/2/2015	4/30/2020

**Field's Point  
Permit Issuance / Reissuance Activities - 2015**

<b>Company Name</b>	<b>Prior Permit</b>	<b>Permit</b>	<b>Issue Date</b>	<b>Effective Date</b>	<b>Expire Date</b>
American Tin and Solder	No Previous Permit	P4200-159-0420	6/5/2015	6/5/2015	4/30/2020
Capital Grille Holdings, Inc.	No Previous Permit	P8502-548-0420	6/5/2015	6/5/2015	4/30/2015
J & M Convenience Store	No Previous Permit	P8500-243-0520	6/19/2015	6/19/2015	5/31/2020
Mega Solutions, LLC	No Previous Permit	P8500-244-0520	6/19/2015	6/19/2015	5/31/2020
Periodontics, Inc.	6/30/2015	P9900-094-0620	6/23/2015	7/1/2015	6/30/2020
Pocasset Bay Retirement Community	6/30/2015	P8600-484-0620	6/23/2015	7/1/2015	6/30/2020
Providence River Animal Hospital	6/30/2015	P9900-093-0620	6/23/2015	7/1/2015	6/30/2020
Jan Co. Central, Inc.	6/30/2015	P8502-544-0620	6/26/2015	7/1/2015	6/30/2020
DiCecco Inc.	6/30/2015	P8500-223-0620	6/26/2015	7/1/2015	6/30/2020
Forty-Four Donuts, Inc.	6/30/2015	P8500-228-0620	6/26/2015	7/1/2015	6/30/2020
LNP Enterprises, Inc.	6/30/2015	P8500-245-0620	6/26/2015	7/1/2015	6/30/2020
LaSalle Donuts Inc.	6/30/2015	P8500-224-0620	6/26/2015	7/1/2015	6/30/2020
Providence Oyster Bar	6/30/2015	P8501-357-0620	6/26/2015	7/1/2015	6/30/2020
R.I.P.T.A. - Para-Transit Facility	6/30/2015	P3704-051-0620	6/26/2015	7/1/2015	6/30/2020
R.I.P.T.A.-New Bus Facility	6/30/2015	P3704-052-0620	6/26/2015	7/1/2015	6/30/2020
Rhode Island Chemical Corporation	6/30/2015	P4300-066-0620	6/26/2015	7/1/2015	6/30/2020
Speedy Pizza	6/30/2015	P8500-229-0620	6/26/2015	7/1/2015	6/30/2020
Cool-Lick's Lemonade and Ice Cream	6/30/2015	P8500-216-0620	6/30/2015	7/1/2015	6/30/2020
First Casting, Inc.	6/29/2015	P5902-012-0420	6/30/2015	6/30/2015	4/30/2020
Highlander Charter School	6/30/2015	P8600-499-0620	6/30/2015	7/1/2015	6/30/2020
Lifespan	No Previous Permit	P9400-376-0520	6/30/2015	6/30/2015	5/31/2020
Miriam Hospital - Collyer Street	No Previous Permit	P9400-374-0520	6/30/2015	6/30/2015	5/31/2015
Miriam Hospital - Rise Building	No Previous Permit	P9500-109-0520	6/30/2015	6/30/2015	5/31/2020
Miriam Hospital - West River Road	No Previous Permit	P9400-375-0520	6/30/2015	6/30/2015	5/31/2020
Monarch Metal Finishing, Inc.	6/30/2015	P1112-236-0620	6/30/2015	7/1/2015	6/30/2020
Mozzarella's of N.P., Inc.	6/30/2015	P8502-534-0620	6/30/2015	7/1/2015	7/13/2015
Venda Ravioli - DePasquale	6/30/2015	P8500-222-0620	6/30/2015	7/1/2015	6/30/2020
Pizza Queen - Smith Street	No Previous Permit	P8500-253-0520	7/10/2015	7/10/2015	5/31/2020
The Sharpe Building	No Previous Permit	P8600-501-0620	7/10/2015	7/10/2015	6/30/2020
B. R. Kingston LLC	No Previous Permit	P9702-186-0520	7/14/2015	7/14/2015	5/31/2020
LNP Enterprises, Inc.	No Previous Permit	P8500-252-0520	7/14/2015	7/14/2015	5/31/2020
Ocean State Sandwich Company	No Previous Permit	P8500-254-0520	7/14/2015	7/14/2015	5/31/2020
Cityline Dental	7/17/2015	P9400-372-0320	7/17/2015	7/17/2015	3/31/2020
I Heart Cakes	No Previous Permit	P8102-176-0620	7/17/2015	7/17/2015	6/30/2020
Narr. Electric Co.-Vault Op.-FP	7/31/2015	P2712-095-0720	7/17/2015	8/1/2015	7/31/2020
Quest Diagnostics Inc. (Atwood)	7/31/2015	P9500-108-0720	7/17/2015	8/1/2015	7/31/2020
Villa Italian Kitchen	No Previous Permit	P8500-251-0620	7/17/2015	7/17/2015	6/30/2020
Au Bon Pain Company, Inc.	7/31/2015	P8500-230-0720	7/20/2015	8/1/2015	7/31/2020
Bj's Wholesale Club	7/31/2015	P8202-103-0720	7/21/2015	8/1/2015	7/31/2020
Darlington Memory Lane, Inc.	7/31/2015	P8600-497-0720	7/21/2015	8/1/2015	7/31/2020
International Etching, Inc.	7/31/2015	P1106-357-0720	7/21/2015	8/1/2015	7/31/2020
Stop & Shop Supermarket #725	7/31/2015	P8204-104-0720	7/21/2015	8/1/2015	7/31/2020
YMCA East Side/Mount Hope	7/31/2015	P8900-062-0720	7/21/2015	8/1/2015	7/31/2020
Chalkstone Auto Body, Inc.	7/31/2015	P9702-185-0720	7/24/2015	8/1/2015	7/31/2020
High Tide Food Concepts LLC	No Previous Permit	P8501-362-0620	7/24/2015	6/30/2015	6/30/2020
Providence College - Ceramics	7/31/2015	P8900-058-0720	7/24/2015	8/1/2015	7/31/2020
Cafe Providence	No Previous Permit	P8500-259-0620	7/28/2015	7/28/2015	1/20/2016
Moran Foods, LLC	No Previous Permit	P8202-100-0620	7/28/2015	7/28/2015	6/30/2020
Briana's Restaurant	No Previous Permit	P8500-261-0620	7/31/2015	7/31/2015	6/30/2020
Charles Street Diner	No Previous Permit	P8500-262-0620	7/31/2015	7/31/2015	6/30/2020
Providence Pizza Company	No Previous Permit	P8500-260-0620	7/31/2015	7/31/2015	6/30/2020
JAMRA, Inc.	5/6/2015	P8501-363-0620	8/4/2015	8/4/2015	6/30/2020
Ruby, Inc.	No Previous Permit	P8500-264-0620	8/4/2015	8/4/2015	6/30/2020
Sur La Table	No Previous Permit	P8500-265-0620	8/7/2015	8/7/2015	6/20/2020
615 Charles Street, Inc.	No Previous Permit	P9200-311-0620	8/14/2015	8/14/2015	6/30/2020
The Grange	No Previous Permit	P8501-364-0720	8/14/2015	8/14/2015	7/31/2020
Central High School	8/31/2015	P8600-502-0820	8/18/2015	9/1/2015	8/31/2020
Courtyard by Marriott	8/31/2015	P8600-496-0820	8/18/2015	9/1/2015	8/31/2020

**Field's Point**  
**Permit Issuance / Reissuance Activities - 2015**

<b>Company Name</b>	<b>Prior Permit</b>	<b>Permit</b>	<b>Issue Date</b>	<b>Effective Date</b>	<b>Expire Date</b>
International Insignia Corporation	8/31/2015	P1106-358-0820	8/18/2015	9/1/2015	8/31/2020
J.M.V. Pizza & Subs	8/31/2015	P8500-227-0820	8/18/2015	9/1/2015	8/31/2020
Robert L. Bailey Elementary School	8/31/2015	P8600-500-0820	8/18/2015	9/1/2015	8/31/2020
Roberts Polishing	8/31/2015	P4600-051-0820	8/18/2015	9/1/2015	8/31/2020
Sage Manufacturing Company, Inc.	8/31/2015	P4302-067-0820	8/18/2015	9/1/2015	8/31/2020
Ken Rocha Collision, LLC	No Previous Permit	P9702-187-0720	8/21/2015	8/21/2015	7/31/2020
Uncle Tonys Pizza and Pasta	No Previous Permit	P8502-551-0620	8/21/2015	8/21/2015	6/30/2020
Bagel Express	8/31/2015	P8102-175-0820	8/28/2015	9/1/2015	8/31/2020
Better Burger Company	8/31/2015	P8500-237-0820	8/28/2015	9/1/2015	8/31/2020
Betty's Restaurant	8/31/2015	P8501-356-0820	8/28/2015	9/1/2015	8/31/2020
Boston Market - Providence	8/31/2015	P8502-545-0820	8/28/2015	9/1/2015	8/31/2020
Bubble Tea House	8/31/2015	P8500-236-0820	8/28/2015	9/1/2015	8/31/2020
JTMJ, LLC	No Previous Permit	P8102-179-0720	8/28/2015	8/28/2015	7/31/2020
Lighthouse Restaurant, Inc.	8/31/2015	P8502-538-0820	8/28/2015	9/1/2015	8/31/2020
Broad and Potter Laundromat	No Previous Permit	P9200-312-0720	9/4/2015	9/4/2015	7/31/2020
Nanina's Bakery	No Previous Permit	P8102-180-0720	9/4/2015	9/4/2015	7/31/2020
Portland Transmission Co.	No Previous Permit	P4200-161-0720	9/4/2015	9/4/2015	7/31/2020
Godiva Chocolatier	No Previous Permit	P8500-268-0720	9/11/2015	9/11/2015	7/31/2020
Mozzarella's of North Providence, Inc.	No Previous Permit	P8502-557-0720	9/11/2015	9/11/2015	7/31/2020
Weng and Jiang LLC	No Previous Permit	P8500-269-0720	9/11/2015	9/11/2015	7/31/2020
Wong's Kitchen	No Previous Permit	P8502-554-0820	9/11/2015	9/11/2015	8/31/2020
Babylon 1 Inc.	No Previous Permit	P8500-276-0820	9/18/2015	9/18/2015	8/31/2020
Caserta Pizzeria	9/30/2015	P8501-360-0920	9/18/2015	10/1/2015	9/30/2020
Extreme Clean Laundry Inc.	No Previous Permit	P9200-314-0820	9/18/2015	9/18/2015	8/31/2020
Johnston Taco, LLC	9/30/2015	P8502-549-0920	9/18/2015	10/1/2015	9/30/2020
Ralde LLC	No Previous Permit	P9200-315-0820	9/18/2015	9/18/2015	8/31/2020
Restaurant Associates of Prov. LLC III	No Previous Permit	P8502-558-0820	9/18/2015	9/18/2015	8/31/2020
Rhode Rockets Inc.	9/30/2015	P8500-275-0920	9/18/2015	10/1/2015	9/30/2020
T&W Chinese Restaurant, Inc	9/30/2015	P8500-242-0920	9/18/2015	10/1/2015	9/30/2020
Tina's Italian Kitchen, LLC	9/30/2015	P8500-241-0920	9/18/2015	10/1/2015	9/30/2020
Chanthathim Inc.	No Previous Permit	P8500-273-0820	9/22/2015	9/22/2015	8/31/2020
Eagle Laundry Inc.	9/30/2015	P2504-002-0920	9/22/2015	10/1/2015	9/30/2020
Hudson Services, Inc.	No Previous Permit	P9200-313-0820	9/22/2015	9/22/2015	8/31/2020
Stop & Shop Supermarket #724	9/30/2015	P8204-105-0920	9/22/2015	10/1/2015	9/30/2020
T&N Restaurant	No Previous Permit	P8500-272-0820	9/22/2015	9/22/2015	8/31/2020
Brown University - Verney Woolley	9/30/2015	P8600-498-0920	9/25/2015	10/1/2015	9/30/2020
Johnston Donuts Inc.	9/30/2015	P8500-238-0920	9/25/2015	10/1/2015	9/30/2020
PG Foods Inc.	9/30/2015	P8500-232-0920	9/25/2015	10/1/2015	9/30/2020
J & W - Taco Center Criminalistics Lab	No Previous Permit	P9500-110-0820	10/9/2015	10/9/2015	8/31/2020
Johnston Public Schools	No Previous Permit	P8600-507-0820	10/9/2015	10/9/2015	8/31/2015
Narragansett Electric - Melrose Chiller	10/9/2015	P5100-054-0920	10/9/2015	10/9/2015	9/30/2020
248 Academy Laundromat LLC	No Previous Permit	P9200-316-0820	10/16/2015	10/16/2015	8/31/2020
Dunkin Donuts - Pleasant Valley	10/31/2015	P8500-248-1020	10/16/2015	11/1/2015	10/31/2020
Koi Japanese Restaurant	No Previous Permit	P8501-361-0920	10/16/2015	10/16/2015	9/30/2020
Oki's Japanese Steakhouse	No Previous Permit	P8502-560-0920	10/16/2015	10/16/2015	9/30/2020
R.I.P.T.A. - 750 Elmwood	10/16/2015	P3704-054-0920	10/16/2015	10/16/2015	9/30/2020
RISD - College Building	10/31/2015	P2302-011-1020	10/16/2015	11/1/2015	10/31/2020
Tower Manufacturing Corp.	10/31/2015	P2704-096-1020	10/16/2015	11/1/2015	10/31/2020
Town of Johnston	10/31/2015	P8400-038-1020	10/16/2015	11/1/2015	10/31/2020
Coffee Plus Snack Bar V.F.#68	10/31/2015	P8501-359-1020	10/23/2015	11/1/2015	10/31/2020
Haven Brothers Diner	10/31/2015	P8500-280-1020	10/23/2015	11/1/2015	10/31/2020
Li Li Wok	10/31/2015	P8500-246-1020	10/23/2015	11/1/2015	10/31/2020
Our Lady of the Rosary	10/31/2015	P8502-546-1020	10/23/2015	11/1/2015	10/31/2020
Warwick Poultry Company Inc.	10/31/2015	P8102-178-1020	10/23/2015	11/1/2015	10/31/2020
DAPP Enterprises LLC	No Previous Permit	P8500-289-0920	10/27/2015	10/27/2015	9/30/2020
Dunkin Donuts-Killingly	No Previous Permit	P8500-290-0920	10/27/2015	10/27/2015	9/30/2020
El Fogonazo Meat Market	No Previous Permit	P8102-182-0820	10/27/2015	10/27/2015	8/31/2020
Extreme Auto Recondition	No Previous Permit	P9702-189-0920	10/27/2015	10/27/2015	9/30/2020



**Field's Point  
Permit Issuance / Reissuance Activities - 2015**

<b>Company Name</b>	<b>Prior Permit</b>	<b>Permit</b>	<b>Issue Date</b>	<b>Effective Date</b>	<b>Expire Date</b>
Greystone Auto Center	No Previous Permit	P9702-190-0920	10/27/2015	10/27/2015	9/30/2020
Rain Car Wash	No Previous Permit	P9702-188-0920	10/27/2015	10/27/2015	9/30/2020
Trinity Brewhouse	10/31/2015	P8502-561-1020	10/27/2015	11/1/2015	10/31/2020
Baker Street Cafe LLC	No Previous Permit	P8500-281-0920	10/30/2015	10/30/2015	9/30/2020
Philip D. Barr, DDS	10/29/2015	P9400-377-0619	10/30/2015	10/30/2015	6/30/2019
McAllister Towing of Narragansett Bay	No Previous Permit	P8000-021-0920	11/6/2015	11/6/2015	9/30/2020
Fuji Restaurant Group, Inc.	No Previous Permit	P8502-564-1020	11/10/2015	11/10/2015	10/31/2020
1484 Company LLC	11/30/2015	P8500-258-1120	11/20/2015	12/1/2015	11/30/2020
Bank of America City Center	11/30/2015	P8900-063-1120	11/20/2015	12/1/2015	11/30/2020
Dunkin Donuts Center	11/30/2015	P8600-504-1120	11/20/2015	12/1/2015	11/30/2020
Laundromax - 1315 Broad Street, LLC	11/30/2015	P9200-310-1120	11/20/2015	12/1/2015	11/30/2020
Mi Esquina Restaurant	No Previous Permit	P8500-284-0920	11/20/2015	11/20/2015	9/30/2020
Rhode Rockets, Inc.	11/30/2015	P8500-274-1120	11/20/2015	12/1/2015	11/30/2020
Cal's Corner Restaurant	11/30/2015	P8500-250-1120	11/24/2015	12/1/2015	11/30/2020
Dunkin Donuts - Allens Avenue	11/30/2015	P8500-257-1120	11/24/2015	12/1/2015	11/30/2020
Dunkin Donuts - Atwood Avenue	11/30/2015	P8500-255-1120	11/24/2015	12/1/2015	11/30/2020
Dunkin Donuts - Gano Street	11/30/2015	P8500-256-1120	11/24/2015	12/1/2015	11/30/2020
JLC Foods, Inc.	11/30/2015	P8502-550-1120	11/24/2015	12/1/2015	11/30/2020
Mr. Biggs Saloon	11/30/2015	P8500-263-1120	11/24/2015	12/1/2015	11/30/2020
Pierce Manor	11/30/2015	P8600-503-1120	11/24/2015	12/1/2015	11/30/2020
Salon Bar LLC	11/30/2015	P8500-270-1120	11/24/2015	12/1/2015	11/30/2020
Seven Stars Bakery	11/30/2015	P8500-249-1120	11/24/2015	12/1/2015	11/30/2020
Wes' Rib House	11/30/2015	P8502-552-1120	11/24/2015	12/1/2015	11/30/2020
Friendly Laundromat, Inc.	No Previous Permit	P9200-317-1020	12/1/2015	12/1/2015	10/31/2020
Nabsys 2.0 LLC	No Previous Permit	P9500-111-0920	12/1/2015	12/1/2015	9/30/2020
Boojums Inc.	No Previous Permit	P8500-295-1120	12/4/2015	12/4/2015	11/30/2020
Green Apple	No Previous Permit	P8500-299-1020	12/11/2015	12/11/2015	10/31/2020
Lucky Zhu, LLC	No Previous Permit	P8501-369-1020	12/11/2015	12/11/2015	10/31/2020
A Stone Greenlawn, LLC	12/31/2015	P4200-160-1220	12/15/2015	1/1/2016	12/31/2020
La Sonrisa Cafeteria Restaurant	12/31/2015	P8500-270-1220	12/15/2015	1/1/2016	12/31/2020
Northland Environmental LLC	12/31/2015	P4300-068-1220	12/15/2015	1/1/2016	12/31/2020
Sprague Energy Corporation	12/31/2015	P5200-076-1220	12/15/2015	1/1/2016	12/31/2020
Universal Shaped Wire	12/31/2015	P4100-100-1220	12/15/2015	1/1/2016	12/31/2020
383 Corp	No Previous Permit	P8500-297-1120	12/18/2015	12/18/2015	11/30/2020
Cathedral Art Metal Co., Inc.	12/31/2015	P2402-071-1220	12/18/2015	1/1/2016	12/31/2020
JPL Enterprises, LLC	No Previous Permit	P8102-185-1120	12/18/2015	12/18/2015	11/30/2020
The Small Point Cafe	12/31/2015	P8500-296-1220	12/18/2015	1/1/2016	12/31/2020
William D'Abate Elementary School	12/31/2015	P8600-506-1220	12/18/2015	1/1/2016	12/31/2020
Yang's Restaurant	12/31/2015	P8500-298-1220	12/18/2015	1/1/2016	12/31/2020
A.D.J. Donuts	12/31/2015	P8500-266-1220	12/21/2015	1/1/2016	12/31/2020

***PERMIT ISSUANCE/REISSUANCE  
ACTIVITIES***

***BUCKLIN POINT***

**Bucklin Point**  
**Permit Issuance / Reissuance Activities - 2015**

<b>Company Name</b>	<b>Prior Permit</b>	<b>Permit</b>	<b>Issue Date</b>	<b>Effective Date</b>	<b>Expire Date</b>
Splash Snack Bar and Grill	12/31/2014	B8500-614-1219	12/16/2014	1/1/2015	12/31/2019
Jan Co., Inc.	12/31/2014	B8502-248-1219	12/19/2014	1/1/2015	9/18/2015
Silver Fern Practice LLC	No Previous Permit	B8900-011-1119	1/13/2015	1/13/2015	11/30/2019
The Biga Bread Lab, LLC	No Previous Permit	B8501-142-1119	1/13/2015	1/13/2015	11/30/2014
B&M Clambake Company	1/31/2015	B8500-618-0120	1/16/2015	2/1/2015	1/31/2020
Bubble Room Car Wash, Inc.	1/31/2015	B9702-068-0120	1/16/2015	2/1/2015	1/31/2020
Cottage Street Donuts	1/31/2015	B8500-619-0120	1/16/2015	2/1/2015	1/31/2020
Lincoln Animal Hospital	1/31/2015	B9400-149-0120	1/16/2015	2/1/2015	1/31/2020
Lydia A. Klufas, DDS	1/31/2015	B9400-151-0120	1/16/2015	2/1/2015	1/31/2020
Spirit Recognition	1/31/2015	B9902-060-0120	1/16/2015	2/1/2015	1/31/2020
The Family Dentist, Inc.	1/31/2015	B9402-150-0120	1/16/2015	2/1/2015	1/31/2020
The Pawtucket Checker Club, LLC	No Previous Permit	B8502-253-1119	1/16/2015	1/16/2015	11/30/2019
V. George Rustigian Rugs, Inc	1/31/2015	B9900-058-0120	1/16/2015	2/1/2015	1/31/2020
Aspen Aerogels Rhode Island, LLC	1/30/2015	B2706-077-1219	1/30/2015	1/30/2015	11/6/2015
Bubble Wash	No Previous Permit	B9200-130-1219	2/3/2015	2/3/2015	12/31/2019
International Market Cafe'	No Previous Permit	B8102-072-1219	2/13/2015	2/13/2015	12/31/2019
Prospect Pizza	No Previous Permit	B8500-631-0120	2/13/2015	2/13/2015	1/31/2020
Troika Stone	No Previous Permit	B4200-108-0120	2/13/2015	2/13/2015	9/9/2015
Putnam Holdings, Inc.	2/16/2015	B4902-005-0120	2/17/2015	2/17/2015	1/31/2020
S & J Entertainment Inc.	2/28/2015	B8500-617-0220	2/17/2015	3/1/2015	11/23/2015
Bank of America	2/28/2015	B8601-131-0220	2/20/2015	3/1/2015	2/29/2020
Vandelay Ahi	2/28/2015	B8501-141-0220	2/24/2015	3/1/2015	2/29/2020
Moon Star Chinese Restaurant	2/28/2015	B8500-622-0220	2/27/2015	3/1/2015	2/29/2020
Pawtucket Skilled Nursing	2/28/2015	B8600-133-0220	2/27/2015	3/1/2015	2/29/2020
Catanzaros Food Products, Inc.	3/31/2015	B8102-071-0320	3/17/2015	4/1/2015	3/31/2020
LMP Enterprises	No Previous Permit	B8501-144-0120	3/17/2015	3/17/2015	1/31/2020
Subway - Mineral Spring Avenue	3/16/2015	B8500-626-1219	3/17/2015	3/17/2015	12/31/2019
The Stop & Shop Supermarket Co. LLC	3/31/2015	B8204-062-0320	3/17/2015	4/1/2015	3/31/2020
Freeway Laundry II	3/31/2015	B9200-131-0320	3/24/2015	4/1/2015	3/31/2020
Tastex Corporation	3/31/2015	B2302-082-0320	3/24/2015	4/1/2015	3/31/2020
Cala Fruit Distributors, Inc.	3/31/2015	B8102-070-0320	3/31/2015	4/1/2015	3/31/2020
JK Club, LLC	3/31/2015	B8501-143-0320	3/31/2015	4/1/2015	3/31/2020
La Vaca Flaca	No Previous Permit	B8500-627-1219	4/3/2015	4/3/2015	9/21/2015
The Laundry Spa	No Previous Permit	B9200-132-0320	4/3/2015	4/3/2015	6/2/2015
Blackstone Valley Foot & Ankle	No Previous Permit	B9402-152-0120	4/10/2015	4/10/2015	1/31/2020
Cool Air Creations Inc.	4/30/2015	P9902-061-0420	4/17/2015	5/1/2015	4/30/2020
Wardwell Braiding Machine Company	4/30/2015	B2602-011-0420	4/17/2015	5/1/2015	4/30/2020
Agar Machining & Welding, Inc.	4/30/2015	B4200-109-0420	4/21/2015	5/1/2015	4/30/2020
Precision Harley - Davidson, Inc.	4/30/2015	B9702-069-0420	4/21/2015	5/1/2015	4/30/2020
Calise & Sons Bakery	4/30/2015	B8102-073-0420	4/24/2015	5/1/2015	4/30/2020
Highridge Swim & Tennis Club	4/30/2015	B8901-012-0420	4/24/2015	5/1/2015	4/30/2020
Bake My Day	No Previous Permit	B8500-636-0320	4/28/2015	4/28/2015	3/31/2020
CMG Holding Company, LLC	4/30/2015	B8500-628-0420	4/28/2015	5/1/2015	4/30/2020
Taqueria Lupita	4/30/2015	B8500-629-0420	4/28/2015	5/31/2015	4/30/2020
Cinemaworld	5/31/2015	B8500-630-0520	5/15/2015	6/1/2015	5/31/2020
Quality Rental	5/31/2015	B8600-134-0520	5/15/2015	6/1/2015	5/31/2020
Benjamin III, Inc.	No Previous Permit	B8500-638-0320	5/22/2015	5/22/2015	3/31/2020
Davenport Restaurant	5/31/2015	B8502-254-0520	5/22/2015	6/1/2015	5/31/2020
New Harvest Coffee Roasters	No Previous Permit	B8500-640-0420	5/22/2015	5/22/2015	4/30/2020
Nosh LLC	No Previous Permit	B8500-639-0420	5/22/2015	5/22/2015	7/31/2015
Schofield Sanitation	5/31/2015	B8000-132-0520	5/22/2015	6/1/2015	5/31/2020
Subway (North Broadway)	5/31/2015	B8500-625-0520	5/22/2015	6/1/2015	5/31/2020
Corner Diner	No Previous Permit	B8500-641-0420	5/29/2015	5/29/2015	4/30/2020
E.B. Dragon, LLC	5/31/2015	B8502-256-0520	5/29/2015	6/1/2015	5/31/2020
First Choice Coffee Services	No Previous Permit	B8900-013-0420	6/2/2015	6/2/2015	4/30/2015
Walt's Roast Beef.	No Previous Permit	B8501-145-0420	6/2/2015	6/2/2015	4/30/2020
Crest Manufacturing Company	6/30/2015	B5201-022-0620	6/23/2015	7/1/2015	6/30/2020
L&B Foods, Inc.	6/30/2015	B8102-074-0620	6/23/2015	7/1/2015	6/30/2020

**Bucklin Point  
Permit Issuance / Reissuance Activities - 2015**

<b>Company Name</b>	<b>Prior Permit</b>	<b>Permit</b>	<b>Issue Date</b>	<b>Effective Date</b>	<b>Expire Date</b>
Murdock Webbing Co., Inc.	6/30/2015	B2306-081-0620	6/23/2015	7/1/2015	6/30/2020
Original Pizza of Boston	6/30/2015	B5300-033-0620	6/23/2015	7/1/2015	6/30/2020
Zebra Technologies Corporation	6/30/2015	B4200-110-0620	6/23/2015	7/1/2015	6/30/2020
City Limits	6/30/2015	B8500-634-0620	6/26/2015	7/1/2015	6/30/2020
Greystone of Lincoln, Inc.	6/30/2015	B4200-111-0620	6/26/2015	7/1/2015	6/30/2020
Mini Market La Esperanza	6/30/2015	B8500-632-0620	6/26/2015	7/1/2015	6/30/2020
Sunshine Market	6/30/2015	B8101-076-0620	6/26/2015	7/1/2015	6/30/2020
El Salvadoreno Restaurant, Inc.	6/30/2015	B8500-635-0620	6/30/2015	7/1/2015	6/30/2020
HP Services, Inc.	6/30/2015	B1104-026-0620	6/30/2015	7/1/2015	6/30/2020
Papa Gino's #408	6/30/2015	B8502-255-0620	6/30/2015	7/1/2015	6/30/2020
Prospect CharterCare SJHSRI (Roosevelt)	No Previous Permit	B9400-153-0420	6/30/2015	6/30/2015	4/30/2020
Wendy's (Cottage Street)	6/30/2015	B8502-257-0620	6/30/2015	7/1/2015	6/30/2020
Xelapan Bakery and Convenience	6/30/2015	B8102-075-0620	6/30/2015	7/1/2015	6/30/2020
The Okonite Company	No Previous Permit	B2706-080-0520	7/10/2015	7/10/2015	5/31/2020
Amica Mutual Insurance Co. - 50	7/31/2015	B5300-034-0720	7/17/2015	8/1/2015	7/31/2020
Merrick R. Williams, Inc.	7/31/2015	B9600-049-0720	7/17/2015	8/1/2015	7/31/2020
Narr. Electric Co.-Vault Op.-BV	7/31/2015	B2712-078-0720	7/17/2015	8/1/2015	7/31/2020
Pizzaworks	7/31/2015	B8500-633-0720	7/17/2015	8/1/2015	7/31/2020
Rivero LLC	No Previous Permit	B8500-645-0620	7/17/2015	7/17/2015	6/30/2020
Sonid LLC	No Previous Permit	B8102-077-0620	7/17/2015	7/17/2015	6/30/2020
Karol A. Romenski & Son, Inc.	7/31/2015	B9600-050-0720	7/21/2015	8/1/2015	7/31/2020
Andrew's Bistro	7/31/2015	B8501-146-0720	7/24/2015	8/1/2015	7/31/2020
Lindsay Ciombor Brislin, DMD	7/23/2015	B9400-154-0520	7/24/2015	7/24/2015	5/31/2020
Stop & Shop Supermarket #712	7/31/2015	B8204-063-0720	7/24/2015	8/1/2015	7/31/2020
Manning Heffern Inc.	No Previous Permit	B9600-052-0620	7/28/2015	7/28/2015	6/30/2020
Princess Enterprise, Inc.	No Previous Permit	B8500-649-0620	7/28/2015	7/28/2015	6/30/2020
Diamond Cleaners, Inc.	No Previous Permit	B9200-133-0620	7/31/2015	7/31/2015	6/30/2020
Makin Central Inc.	No Previous Permit	B8500-651-0620	8/4/2015	8/4/2015	6/30/2020
Vogue Industries LP	No Previous Permit	B9902-062-0620	8/4/2015	8/4/2015	6/30/2020
Weeden Street Associates, LLC	8/7/2015	B2402-052-0620	8/7/2015	8/7/2015	6/30/2020
ACS Industries, Inc.	8/18/2015	B3502-010-0620	8/18/2015	8/18/2015	6/30/2020
Blackstone Health	8/31/2015	B8600-135-0820	8/18/2015	9/1/2015	8/31/2020
R & D Manufacturing, Inc.	8/18/2015	B4100-024-0620	8/18/2015	8/18/2015	6/30/2020
Stackbin Corporation	8/31/2015	B1102-004-0820	8/18/2015	9/1/2015	8/31/2020
Torti Services	8/31/2015	B8000-133-0820	8/18/2015	9/1/2015	8/31/2020
Wildtree	No Previous Permit	B8102-079-0620	8/21/2015	8/21/2015	6/30/2020
Burger Bar, Inc.	No Previous Permit	B8502-258-0720	8/28/2015	8/28/2015	7/31/2020
Dunkin Donuts - Taunton Ave.	8/31/2015	B8500-637-0820	8/28/2015	9/1/2015	8/31/2020
J&M Diamond Tool, Inc.	8/31/2015	B4400-020-0820	8/28/2015	9/1/2015	8/31/2020
Lincoln Funeral Home, Inc.	8/31/2015	B9600-051-0820	8/28/2015	9/1/2015	8/31/2020
10 Rocks Lounge & Tapas, LLC	No Previous Permit	B8501-149-0820	9/11/2015	9/11/2015	8/31/2020
Guatemex Bakery	No Previous Permit	B8102-083-0820	9/11/2015	9/11/2015	8/31/2020
PCL Fixtures, Inc.	No Previous Permit	B2402-054-0720	9/11/2015	9/11/2015	7/31/2020
BLP Inc.	9/30/2015	B8500-643-0920	9/18/2015	10/1/2015	9/30/2020
Crown Collision Center	9/30/2015	B9702-070-0920	9/18/2015	10/1/2015	9/30/2020
Masbro Polishing Company, Inc.	9/30/2015	B4200-112-0920	9/18/2015	10/1/2015	9/30/2020
Top Shell LLC	No Previous Permit	B8102-082-0720	9/18/2015	9/18/2015	7/31/2020
Dooley, LLC	9/30/2015	B8501-148-0920	9/22/2015	10/1/2015	9/30/2020
Pizza Man of Cumberland	9/30/2015	B8500-650-0920	9/22/2015	10/1/2015	9/30/2020
Shanna Country Kitchen	9/30/2015	B8501-147-0920	9/22/2015	10/1/2015	9/30/2020
3 Flags Bakery	9/30/2015	B8102-080-0920	9/25/2015	10/1/2015	9/30/2020
Agnes E. Little Elementary School	9/30/2015	B8600-137-0920	9/25/2015	10/1/2015	9/30/2020
Paulo J. DaRosa, DDS	No Previous Permit	B9400-155-0820	9/25/2015	9/25/2015	8/31/2020
Joseph Jenks Jr. High School	9/30/2015	B8600-138-0920	9/29/2015	10/1/2015	9/30/2020
Fitness International LLC	No Previous Permit	B8900-014-0920	10/2/2015	10/2/2015	9/30/2020
Lima's Place	No Previous Permit	B8502-260-0820	10/9/2015	10/9/2015	8/31/2020
B & L Plastics, Inc.	10/31/2015	B4600-023-1020	10/16/2015	11/1/2015	10/31/2020
Conrad-Jarvis Corp.	10/31/2015	B4200-113-1020	10/16/2015	11/1/2015	10/31/2020

**Bucklin Point**  
**Permit Issuance / Reissuance Activities - 2015**

<b>Company Name</b>	<b>Prior Permit</b>	<b>Permit</b>	<b>Issue Date</b>	<b>Effective Date</b>	<b>Expire Date</b>
Dupuis Oil	10/31/2015	B9702-071-1020	10/23/2015	11/1/2015	10/31/2020
G.B. Donuts of RI Inc.	10/31/2015	B8500-644-1020	10/23/2015	11/1/2015	10/31/2020
Lincoln Senior Center	10/31/2015	B8600-136-1020	10/23/2015	11/1/2015	10/31/2020
On the Go Laundromat	10/31/2015	B9200-134-1020	10/23/2015	11/1/2015	10/31/2020
Rose Sub LLC	10/31/2015	B8500-642-1020	10/23/2015	11/1/2015	10/31/2020
United Skates of America	10/31/2015	B8500-647-1020	10/23/2015	11/1/2015	10/31/2020
Right Spot Diner	10/31/2015	B8500-656-1020	10/27/2015	11/1/2015	10/31/2020
Key Container Corporation	10/29/2015	B2402-055-0820	10/30/2015	10/30/2015	8/31/2020
Crooked Current Brewery	No Previous Permit	B8902-015-0920	11/20/2015	11/20/2015	9/30/2020
Kim & Gary's Ice Cream Machine	11/30/2015	B8500-648-1120	11/20/2015	12/1/2015	11/30/2020
Montecristo Restaurant	No Previous Permit	B8500-662-1020	11/20/2015	11/20/2015	10/31/2020
Packaging Graphics, LLC	11/30/2015	B2402-053-1120	11/20/2015	12/1/2015	11/30/2020
Precision Polishing & Ornament	11/30/2015	B4200-114-1120	11/20/2015	12/1/2015	11/30/2020
R.J.W. Enterprises Inc.	11/30/2015	B8500-659-1120	11/20/2015	12/1/2015	11/30/2020
Wildflour Bakery Cafe + Juice Bar	11/30/2015	B8500-655-1120	11/20/2015	12/1/2015	11/30/2020
Boston House of Pizza	11/30/2015	B8500-646-1120	11/24/2015	12/1/2015	11/30/2020
Charles Coelho Funeral Home	11/30/2015	B9600-053-1120	11/24/2015	12/1/2015	11/30/2020
Dr. Earl F. Calcutt Middle School	11/30/2015	B8600-139-1120	11/24/2015	12/1/2015	11/30/2020
Flor Di Brava	11/30/2015	B8102-078-1120	11/24/2015	12/1/2015	11/30/2020
Friendly's - Newport Avenue	11/30/2015	B8502-261-1120	11/24/2015	12/1/2015	11/30/2020
International Packaging Corp.	11/30/2015	B5300-035-1120	11/24/2015	12/1/2015	11/30/2020
JAR Bakers Supply	11/30/2015	B8102-081-1120	11/24/2015	12/1/2015	11/30/2020
Madison Cutting Tool	11/30/2015	B4100-023-1120	11/24/2015	12/1/2015	11/30/2020
Bowling Academy, Inc.	12/31/2015	B8500-653-1220	12/15/2015	1/1/2016	12/31/2020
CVS Caremark Corp. (200 Highland Drive)	12/31/2015	B8600-141-1220	12/15/2015	1/1/2016	12/31/2020
Newport Ave Donut-81 Newport	12/31/2015	B8500-652-1220	12/15/2015	1/1/2016	12/31/2020
Alves and Sons Bakery	12/17/2015	B8102-085-1019	12/18/2015	12/18/2015	10/31/2019
Amica Mutual Insurance Co. - 10	12/31/2015	B5300-036-1220	12/18/2015	1/1/2016	12/31/2020
Antonio's Portuguese Cafe & Kitchen Inc.	12/31/2015	B8500-657-1220	12/18/2015	1/1/2016	12/31/2020
City of Pawtucket - Public Works	12/18/2015	B3704-015-0218	12/18/2015	12/18/2015	2/28/2018
Great China Inc.	12/31/2015	B8500-658-1220	12/18/2015	1/1/2016	12/31/2020
Kirkbrae Country Club	12/31/2015	B8600-140-1220	12/18/2015	1/1/2016	12/31/2020
Lincoln Laundromat	12/31/2015	B9200-138-1220	12/18/2015	1/1/2016	12/31/2020
Swissline Precision, LLC.	No Previous Permit	B4200-115-1120	12/18/2015	12/18/2015	11/30/2020
Visual Creations, Inc.	12/31/2015	B4400-021-1220	12/18/2015	1/1/2016	12/31/2020

***ATTACHMENT VOLUME II***

***SECTION 3***

***USER INSPECTION HISTORY***

# ***USER INSPECTION HISTORY***

## ***FIELD'S POINT***

**Field's Point  
Inspection History - 2015**

<b>Company</b>	<b>Category</b>	<b>Engineer Assigned</b>	<b>Significant</b>	<b>Inspected By</b>	<b>Date</b>	<b>Inspection Type</b>
1025 Club Deli	71	Brian E. Steere	No	Brian E. Steere	5/19/2015	Follow Up
1029 Charles Street	78	Nathan Dean	No	Brian E. Steere	5/4/2015	Industrial Area
1029 Charles Street	78	Nathan Dean	No	Brian E. Steere	4/13/2015	Industrial Area
1029 Charles Street	78	Nathan Dean	No	Michael McBurney	4/13/2015	Industrial Area
1302 Marketplace	82	Michael McBurney	No	Michael McBurney	10/28/2015	Follow Up
1484 Company LLC	85	Jared Urban	No	Jared Urban	5/26/2015	Follow Up
166 Valley Street Complexes	78	Nathan Dean	No	Ian E. Jardin	3/20/2015	Industrial Area
166 Valley Street Complexes	78	Nathan Dean	No	Jared Urban	3/20/2015	Industrial Area
1871 Mineral Spring Corporation	85	Jared Urban	No	Jared Urban	5/29/2015	Follow Up
248 Academy Laundromat LLC	92	Brian E. Steere	No	Brian E. Steere	9/8/2015	Initial Inspection
285-375 Valley Street / Crawford Seed	78	Nathan Dean	No	Ian E. Jardin	3/12/2015	Industrial Area
285-375 Valley Street / Crawford Seed	78	Nathan Dean	No	Kyle C. Gannon	3/12/2015	Industrial Area
3 Guys Pizza	85	Michael McBurney	No	Michael McBurney	11/18/2015	Follow Up
3 Guys Pizza	85	Michael McBurney	No	Michael McBurney	10/28/2015	Follow Up
383 Corp	85	Brian E. Steere	No	Brian E. Steere	11/17/2015	Initial Inspection
383 Corp.	85	Michael McBurney	No	Michael McBurney	11/24/2015	Follow Up
383 Corporation - First Floor	85	Brandi-Lyn Colacone	No	Ryan Grasso	3/25/2015	Follow Up
383 Corporation - Second Floor	85	Brandi-Lyn Colacone	No	Ryan Grasso	3/25/2015	Follow Up
383 Corporation - Third Floor	85	Brandi-Lyn Colacone	No	Ryan Grasso	3/25/2015	Follow Up
387-389 Charles Street	78	Nathan Dean	No	Brian E. Steere	12/2/2015	Industrial Area
387-389 Charles Street	78	Nathan Dean	No	Michael McBurney	12/2/2015	Industrial Area
39 Manton Avenue	78	Nathan Dean	No	Kyle C. Gannon	3/10/2015	Industrial Area
39 Manton Avenue	78	Nathan Dean	No	Nathan P. Daggett	3/10/2015	Industrial Area
424 Smith Street, Inc.	85	Jared Urban	No	Jared Urban	5/21/2015	Initial Inspection
475 Harris Avenue	78	Nathan Dean	No	Ian E. Jardin	10/7/2015	Industrial Area
475 Harris Avenue	78	Nathan Dean	No	Ryan Grasso	10/7/2015	Industrial Area
5 Star Restaurant	74	Brian E. Steere	No	Brian E. Steere	7/21/2015	Follow Up
615 Charles Street, Inc.	92	Michael McBurney	No	Michael McBurney	5/21/2015	Initial Inspection
73 Washington Corp.	85	Jared Urban	No	Jared Urban	3/11/2015	Follow Up
7-Eleven (Charles Street)	85	Michael McBurney	No	Michael McBurney	6/30/2015	Follow Up
7-Eleven (Johnston)	85	Kyle C. Gannon	No	Kyle C. Gannon	11/23/2015	Follow Up
7-Eleven Inc. (Atwells)	85	Jared Urban	No	Jared Urban	9/16/2015	Follow Up
7-Eleven Inc. (Broad Street)	85	Jared Urban	No	Jared Urban	11/30/2015	Follow Up
7-Eleven, Inc.	85	Jared Urban	No	Jared Urban	9/28/2015	Follow Up
800 Allens Restaurant LLC	85	Brian E. Steere	No	Brian E. Steere	3/5/2015	Follow Up
A & F Plating Company	11	Nathan P. Daggett	Yes	Nathan P. Daggett	12/14/2015	Follow Up
A & F Plating Company	11	Nathan P. Daggett	Yes	Nathan P. Daggett	11/17/2015	Annual
A & F Plating Company	11	Nathan P. Daggett	Yes	Nathan P. Daggett	8/31/2015	Follow Up
A & F Plating Company	11	Nathan P. Daggett	Yes	SYSTEM	7/15/2015	Sample
A & F Plating Company	11	Nathan P. Daggett	Yes	Nathan P. Daggett	6/18/2015	Follow Up
A & F Plating Company	11	Nathan P. Daggett	Yes	Nathan P. Daggett	5/20/2015	Follow Up
A & F Plating Company	11	Nathan P. Daggett	Yes	SYSTEM	5/20/2015	Sample
A & F Plating Company	11	Nathan P. Daggett	Yes	Nathan P. Daggett	2/11/2015	Sample
A & F Plating Company	11	Nathan P. Daggett	Yes	Nathan P. Daggett	1/7/2015	Follow Up
A Duie Pyle, Inc.	37	Nathan P. Daggett	No	Nathan P. Daggett	9/25/2015	Follow Up
A Duie Pyle, Inc.	37	Nathan P. Daggett	No	Nathan P. Daggett	5/12/2015	Follow Up
A Perfect Print	72	Nathan P. Daggett	No	Nathan P. Daggett	10/1/2015	Follow Up
A Perfect Print	72	Nathan P. Daggett	No	Nathan P. Daggett	5/26/2015	Follow Up
A Stone Greenlawn, LLC	42	Ian E. Jardin	No	Ian E. Jardin	11/24/2015	Follow Up
A Stone Greenlawn, LLC	42	Ian E. Jardin	No	Ian E. Jardin	6/1/2015	Follow Up
A&M Fairway, Inc.	85	Jared Urban	No	Jared Urban	3/23/2015	Follow Up
A. Harrison & Company, Inc.	22	Kyle C. Gannon	Yes	Kyle C. Gannon	12/16/2015	Follow Up
A. Harrison & Company, Inc.	22	Kyle C. Gannon	Yes	Kyle C. Gannon	9/24/2015	Annual
A. Harrison & Company, Inc.	22	Kyle C. Gannon	Yes	SYSTEM	9/15/2015	Sample
A. Harrison & Company, Inc.	22	Kyle C. Gannon	Yes	Kyle C. Gannon	5/26/2015	Follow Up
A. Harrison & Company, Inc.	22	Kyle C. Gannon	Yes	Kyle C. Gannon	3/26/2015	Follow Up
A. Harrison & Company, Inc.	22	Kyle C. Gannon	Yes	Kyle C. Gannon	2/26/2015	Sample
A. Harrison & Company, Inc.	22	Kyle C. Gannon	Yes	SYSTEM	2/26/2015	Sample
A.D.J. Donuts	85	Brandi-Lyn Colacone	No	Ryan Grasso	4/27/2015	Follow Up
AAA Northeast Warehouse/Fleet Operations	37	Nathan P. Daggett	No	Nathan P. Daggett	10/28/2015	Follow Up
AAA Northeast Warehouse/Fleet Operations	37	Nathan P. Daggett	No	Nathan P. Daggett	5/27/2015	Follow Up
Abyssinia Restaurant, LLC	85	Michael McBurney	No	Michael McBurney	12/23/2015	Follow Up
Addies Laundromat	92	Jared Urban	No	Jared Urban	4/17/2015	Follow Up
Admiral Donuts, Inc.	85	Brandi-Lyn Colacone	No	Ryan Grasso	2/5/2015	Follow Up
Admiral Packaging	42	Jared Urban	No	Jared Urban	12/15/2015	Follow Up
Admiral Packaging	42	Jared Urban	No	Jared Urban	6/4/2015	Follow Up
Admiral Suds Laundry	92	Brandi-Lyn Colacone	No	Ryan Grasso	9/29/2015	Initial Inspection



**Field's Point  
Inspection History - 2015**

<b>Company</b>	<b>Category</b>	<b>Engineer Assigned</b>	<b>Significant</b>	<b>Inspected By</b>	<b>Date</b>	<b>Inspection Type</b>
Adriana Inc.	85	Brian E. Steere	No	Brian E. Steere	12/8/2015	Follow Up
AG&G Incorporated	11	Ian E. Jardin	Yes	Ian E. Jardin	7/13/2015	Follow Up
AG&G Incorporated	11	Ian E. Jardin	Yes	Ian E. Jardin	6/18/2015	Follow Up
AG&G Incorporated	11	Ian E. Jardin	Yes	Ian E. Jardin	5/12/2015	Follow Up
AG&G Incorporated	11	Ian E. Jardin	Yes	Ian E. Jardin	4/14/2015	Follow Up
AG&G Incorporated	11	Ian E. Jardin	Yes	SYSTEM	3/9/2015	Sample
AG&G Incorporated	11	Ian E. Jardin	Yes	Ian E. Jardin	2/25/2015	Annual
AG&G Incorporated	11	Ian E. Jardin	Yes	SYSTEM	1/13/2015	Sample
Aipso	86	Michael McBurney	No	Michael McBurney	4/30/2015	Follow Up
AJG Corp	74	Brian E. Steere	No	Brian E. Steere	12/15/2015	Initial Inspection
Al Forno	85	Jared Urban	No	Jared Urban	3/26/2015	Follow Up
Alberto K. Corporation	85	Brian E. Steere	No	Brian E. Steere	12/11/2015	Follow Up
Alberto K. Corporation	85	Brian E. Steere	No	Brian E. Steere	4/16/2015	Follow Up
Al-Jac Produce	81	Kyle C. Gannon	No	SYSTEM	12/23/2015	Sample
Al-Jac Produce	81	Kyle C. Gannon	No	Kyle C. Gannon	4/27/2015	Follow Up
All American Leather, Inc.	60	Jared Urban	No	Jared Urban	8/25/2015	Initial Inspection
Alloy Holdings, LLC	43	Ian E. Jardin	Yes	Ian E. Jardin	12/2/2015	Follow Up
Alloy Holdings, LLC	43	Ian E. Jardin	Yes	Ian E. Jardin	10/21/2015	Annual
Alloy Holdings, LLC	43	Ian E. Jardin	Yes	SYSTEM	9/24/2015	Sample
Alloy Holdings, LLC	43	Ian E. Jardin	Yes	Ian E. Jardin	5/29/2015	Follow Up
Alloy Holdings, LLC	43	Ian E. Jardin	Yes	Ian E. Jardin	4/8/2015	Follow Up
Alloy Holdings, LLC	43	Ian E. Jardin	Yes	Ian E. Jardin	2/19/2015	Sample
Alloy Holdings, LLC	43	Ian E. Jardin	Yes	Ian E. Jardin	1/14/2015	Follow Up
Alpine Auto Body, Inc.	97	Travis Costa	No	Travis Costa	3/11/2015	Follow Up
Aluminum & Copper Recycling, Inc.	42	Nathan P. Daggett	No	Nathan P. Daggett	12/4/2015	Follow Up
Aluminum & Copper Recycling, Inc.	42	Nathan P. Daggett	No	Nathan P. Daggett	6/4/2015	Follow Up
Alviti Link-All, Inc.	42	Travis Costa	No	Travis Costa	12/10/2015	Follow Up
Alviti Link-All, Inc.	42	Travis Costa	No	Travis Costa	10/6/2015	Follow Up
Alviti Link-All, Inc.	42	Travis Costa	No	Travis Costa	6/26/2015	Follow Up
Amenities Deli	71	Kyle C. Gannon	No	Kyle C. Gannon	2/20/2015	Initial Inspection
Amerada Hess	71	Michael McBurney	No	Michael McBurney	7/31/2015	Follow Up
Amerada Hess	71	Michael McBurney	No	Michael McBurney	2/23/2015	Follow Up
Amerada Hess (Smithfield Avenue)	71	Michael McBurney	No	Michael McBurney	9/1/2015	Follow Up
Amerada Hess Corporation	85	Michael McBurney	No	Michael McBurney	3/24/2015	Follow Up
American Tin and Solder	42	Kyle C. Gannon	No	Kyle C. Gannon	12/8/2015	Follow Up
Americana Expo Center, LLC	85	Kyle C. Gannon	No	Kyle C. Gannon	8/31/2015	Follow Up
Amos House	85	Jared Urban	No	Jared Urban	2/24/2015	Follow Up
Andino's Restaurant	85	Brian E. Steere	No	Brian E. Steere	4/16/2015	Follow Up
Andrade Cranston Donuts	85	Brandi-Lyn Colacone	No	Ryan Grasso	6/30/2015	Follow Up
Andrea's Restaurant	85	Michael McBurney	No	Michael McBurney	6/30/2015	Follow Up
Andrea's Restaurant	85	Michael McBurney	No	Michael McBurney	1/26/2015	Follow Up
Angell Street Dental Associate	94	Kyle C. Gannon	No	Kyle C. Gannon	5/7/2015	Follow Up
Angelo Inc.	81	Brian E. Steere	No	Brian E. Steere	6/19/2015	Follow Up
Annex Plating	41	Kyle C. Gannon	No	Kyle C. Gannon	11/25/2015	Follow Up
Annex Plating	41	Kyle C. Gannon	No	Kyle C. Gannon	7/30/2015	Meeting
Annex Plating	41	Kyle C. Gannon	No	Kyle C. Gannon	6/3/2015	Follow Up
Antonelli Poultry	81	Kyle C. Gannon	No	Kyle C. Gannon	9/15/2015	Follow Up
Apac Tool, Inc.	46	Kyle C. Gannon	No	Kyle C. Gannon	12/16/2015	Follow Up
Apac Tool, Inc.	46	Kyle C. Gannon	No	Kyle C. Gannon	5/26/2015	Follow Up
Apex Plating Company, Inc.	71	Ian E. Jardin	No	Ian E. Jardin	6/9/2015	Follow Up
Apex Plating Company, Inc.	71	Ian E. Jardin	No	Ian E. Jardin	4/30/2015	Follow Up
Apsara Asian Restaurant	71	Brandi-Lyn Colacone	No	Ryan Grasso	1/16/2015	Follow Up
Apsara Palace	71	Brian E. Steere	No	Brian E. Steere	8/18/2015	Follow Up
Apsara Palace	71	Brian E. Steere	No	Brian E. Steere	3/31/2015	Follow Up
Apsara Restaurant	74	Brandi-Lyn Colacone	No	Ryan Grasso	10/21/2015	Meeting
Apsara Restaurant	74	Brandi-Lyn Colacone	No	Ryan Grasso	1/16/2015	Initial Inspection
Aptech Graphics	60	Nathan P. Daggett	No	Nathan P. Daggett	5/18/2015	Initial Inspection
Archangel Michael Inc.	85	Michael McBurney	No	Michael McBurney	10/21/2015	Follow Up
Arden Jewelry Mfg, Co.	42	Ian E. Jardin	No	Ian E. Jardin	11/24/2015	Follow Up
Arden Jewelry Mfg, Co.	42	Ian E. Jardin	No	Ian E. Jardin	6/1/2015	Follow Up
Aristocrat Dental Laboratory	99	Michael McBurney	No	Michael McBurney	10/20/2015	Follow Up
Armbrust International, Ltd.	11	Ian E. Jardin	Yes	Ian E. Jardin	11/23/2015	Sample
Armbrust International, Ltd.	11	Ian E. Jardin	Yes	Ian E. Jardin	11/19/2015	Follow Up
Armbrust International, Ltd.	11	Ian E. Jardin	Yes	Ian E. Jardin	6/17/2015	Annual
Armbrust International, Ltd.	11	Ian E. Jardin	Yes	SYSTEM	4/28/2015	Sample
Armbrust International, Ltd.	11	Ian E. Jardin	Yes	Ian E. Jardin	1/26/2015	Follow Up
Aro-Sac, Inc.	42	Kyle C. Gannon	No	Kyle C. Gannon	11/25/2015	Follow Up

**Field's Point  
Inspection History - 2015**

<b>Company</b>	<b>Category</b>	<b>Engineer Assigned</b>	<b>Significant</b>	<b>Inspected By</b>	<b>Date</b>	<b>Inspection Type</b>
Aro-Sac, Inc.	42	Kyle C. Gannon	No	Kyle C. Gannon	6/3/2015	Follow Up
Aruba Steve's	85	Kyle C. Gannon	No	Kyle C. Gannon	4/22/2015	Follow Up
AS220	99	Brian E. Steere	No	Brian E. Steere	6/26/2015	Follow Up
AS220 - Print Shop	24	Brian E. Steere	No	Brian E. Steere	12/30/2015	Follow Up
AS220 - Print Shop	24	Brian E. Steere	No	Brian E. Steere	6/26/2015	Follow Up
Aspen Dental	94	Travis Costa	No	Travis Costa	8/20/2015	Follow Up
Aspen Dental	94	Travis Costa	No	Travis Costa	1/20/2015	Follow Up
Atamian Manufacturing Corp.	21	Jared Urban	No	Brian E. Steere	12/14/2015	Follow Up
Atamian Manufacturing Corp.	21	Jared Urban	No	Ryan Grasso	6/4/2015	Follow Up
Atamian Manufacturing Corp.	21	Jared Urban	No	Ryan Grasso	3/13/2015	Follow Up
Atlantic Mills Complex - Manton Avenue	78	Nathan Dean	No	Ian E. Jardin	4/30/2015	Industrial Area
Atlantic Mills Complex - Manton Avenue	78	Nathan Dean	No	Michael McBurney	4/30/2015	Industrial Area
Atwill-Conroy Providence, LLC	94	Kyle C. Gannon	No	Kyle C. Gannon	2/20/2015	Follow Up
Atwood Car Wash	97	Brandi-Lyn Colacone	No	Ryan Grasso	8/17/2015	Follow Up
Atwood Laundromat	92	Kyle C. Gannon	No	Kyle C. Gannon	2/26/2015	Follow Up
Au Bon Pain Company, Inc.	85	Brandi-Lyn Colacone	No	Ryan Grasso	3/26/2015	Follow Up
Auto Parts Group Southwest, LLC.	42	Nathan P. Daggett	No	Nathan P. Daggett	9/25/2015	Follow Up
Auto Parts Group Southwest, LLC.	42	Nathan P. Daggett	No	Nathan P. Daggett	5/12/2015	Follow Up
Avalon Bay - Center Place	89	Travis Costa	No	Travis Costa	8/27/2015	Follow Up
AWK Corporation	74	Michael McBurney	No	Michael McBurney	9/15/2015	Initial Inspection
Aznet LLC	92	Travis Costa	No	Travis Costa	7/20/2015	Follow Up
B. Deltoro & Sons, Inc.	81	Kyle C. Gannon	No	Kyle C. Gannon	3/31/2015	Follow Up
B. R. Kingston LLC	97	Michael McBurney	No	Michael McBurney	6/23/2015	Initial Inspection
Babylon I Inc.	85	Brandi-Lyn Colacone	No	Ryan Grasso	8/27/2015	Meeting
Bacani Enterprises	85	Brandi-Lyn Colacone	No	Ryan Grasso	5/11/2015	Follow Up
Bacaro Restaurant	85	Kyle C. Gannon	No	Kyle C. Gannon	9/16/2015	Follow Up
Baffoni's Poultry Farm	81	Brian E. Steere	No	Brian E. Steere	8/14/2015	Follow Up
Bagel Express	81	Brandi-Lyn Colacone	No	Ryan Grasso	9/17/2015	Follow Up
Baker Street Cafe LLC	85	Brandi-Lyn Colacone	No	Michael McBurney	12/9/2015	Follow Up
Baker Street Cafe LLC	85	Brandi-Lyn Colacone	No	Ryan Grasso	7/16/2015	Follow Up
Ballard Mack Sales and Service of RI	37	Michael McBurney	No	Michael McBurney	12/21/2015	Follow Up
Ballard Mack Sales and Service of RI	37	Michael McBurney	No	Michael McBurney	8/13/2015	Follow Up
Ballard Mack Sales and Service of RI	37	Michael McBurney	No	Michael McBurney	7/23/2015	Follow Up
Bang Bar Inc.	85	Brandi-Lyn Colacone	No	Ryan Grasso	6/12/2015	Follow Up
Bank of America - Dupont Drive	71	Kyle C. Gannon	No	Kyle C. Gannon	12/8/2015	Follow Up
Barbara Mancini Cavicchio DDS	94	Brian E. Steere	No	Brian E. Steere	12/8/2015	Follow Up
Barbara's Catering	85	Brian E. Steere	No	Brian E. Steere	3/31/2015	Follow Up
Basha Restaurant & Bar, Inc.	85	Michael McBurney	No	Michael McBurney	5/5/2015	Follow Up
Bay Foods, Inc.	85	Michael McBurney	No	Michael McBurney	7/22/2015	Follow Up
Bayside Endoscopy Center, LLC.	95	Nathan P. Daggett	No	Nathan P. Daggett	2/4/2015	Follow Up
BBRG TR Operating, LLC	85	Michael McBurney	No	Michael McBurney	9/23/2015	Follow Up
BBRG TR Operating, LLC	85	Michael McBurney	No	Michael McBurney	7/28/2015	Follow Up
Bella's Jewelry	42	Ian E. Jardin	No	Ian E. Jardin	12/2/2015	Follow Up
Bella's Jewelry	42	Ian E. Jardin	No	Ian E. Jardin	6/25/2015	Follow Up
Bella's Jewelry	42	Ian E. Jardin	No	Ian E. Jardin	3/31/2015	Follow Up
Best Cleaner Inc.	92	Brandi-Lyn Colacone	No	Ryan Grasso	8/17/2015	Follow Up
Best Taste	85	Brandi-Lyn Colacone	No	Brian E. Steere	11/6/2015	Meeting
Best Taste	85	Brandi-Lyn Colacone	No	Ryan Grasso	4/21/2015	Follow Up
Better Burger Company	85	Michael McBurney	No	Michael McBurney	7/31/2015	Follow Up
Betty's Restaurant	85	Brian E. Steere	No	Brian E. Steere	3/10/2015	Follow Up
Big Ricks Subs and Wieners	85	Michael McBurney	No	Michael McBurney	10/28/2015	Follow Up
BL Restaurant Operations, LLC	85	Jared Urban	No	Jared Urban	7/27/2015	Follow Up
Blaze East Side	71	Michael McBurney	No	Michael McBurney	10/15/2015	Follow Up
Blaze East Side	71	Michael McBurney	No	Michael McBurney	8/18/2015	Investigation
Blaze East Side	71	Michael McBurney	No	Michael McBurney	7/31/2015	Follow Up
Blossom Laundry Inc.	92	Brandi-Lyn Colacone	No	Ryan Grasso	1/29/2015	Follow Up
Blue Cross-Blue Shield	86	Travis Costa	No	Travis Costa	9/10/2015	Follow Up
Blue Elephant Restaurant, Inc.	85	Jared Urban	No	Jared Urban	3/26/2015	Follow Up
BMFERS LLC	85	Jared Urban	No	Jared Urban	8/27/2015	Follow Up
Bob & Timmy's Grilled Pizza	85	Michael McBurney	No	Michael McBurney	1/30/2015	Follow Up
Bob's Riccotti's Sandwich Shop	85	Kyle C. Gannon	No	Kyle C. Gannon	11/23/2015	Follow Up
Bocado Tapas Wine Bar	85	Brandi-Lyn Colacone	No	Ryan Grasso	2/17/2015	Initial Inspection
Bombay Club	71	Michael McBurney	No	Michael McBurney	6/30/2015	Follow Up
Bonanza Acquisition, LLC	37	Travis Costa	No	Travis Costa	12/8/2015	Follow Up
Bonanza Acquisition, LLC	37	Travis Costa	No	Travis Costa	6/10/2015	Follow Up
Boojums Inc.	85	Jared Urban	No	Jared Urban	11/16/2015	Follow Up
Borrelli's Bakery	81	Brian E. Steere	No	Brian E. Steere	7/9/2015	Follow Up

**Field's Point  
Inspection History - 2015**

<b>Company</b>	<b>Category</b>	<b>Engineer Assigned</b>	<b>Significant</b>	<b>Inspected By</b>	<b>Date</b>	<b>Inspection Type</b>
Borrelli's Bakery	81	Brian E. Steere	No	Brian E. Steere	3/10/2015	Follow Up
Borrelli's Bakery - Mineral Spring	71	Brian E. Steere	No	Brian E. Steere	2/18/2015	Follow Up
Boston Market - Providence	85	Kyle C. Gannon	No	Kyle C. Gannon	5/26/2015	Follow Up
Branch Avenue Industrial Area	78	Nathan Dean	No	Michael McBurney	9/30/2015	Industrial Area
Branch Avenue Industrial Area	78	Nathan Dean	No	Nathan P. Daggett	9/30/2015	Industrial Area
Bread Unlimited, LLC	81	Ian E. Jardin	No	Ian E. Jardin	10/16/2015	Follow Up
Briana's Restaurant	85	Brian E. Steere	No	Brian E. Steere	7/9/2015	Initial Inspection
Brittany Motors	97	Brian E. Steere	No	Brian E. Steere	11/27/2015	Follow Up
Broadway Laundry, Inc.	92	Michael McBurney	No	Michael McBurney	1/30/2015	Follow Up
Brown University - Central Heat Plant	52	Travis Costa	No	Ryan Grasso	5/6/2015	Follow Up
Brown University - Facilities Management	97	Travis Costa	No	Ryan Grasso	5/6/2015	Follow Up
Brown University - Meehan Auditorium	89	Travis Costa	No	Ryan Grasso	5/6/2015	Follow Up
Burger Domination LLC	85	Brian E. Steere	No	Brian E. Steere	4/16/2015	Initial Inspection
Burger King - # 1989	85	Brandi-Lyn Colacone	No	Ryan Grasso	7/17/2015	Follow Up
Burger King - # 2421	85	Brandi-Lyn Colacone	No	Ryan Grasso	5/15/2015	Follow Up
Burger King - #3406	85	Brandi-Lyn Colacone	No	Ryan Grasso	8/13/2015	Follow Up
Burger King #10759	85	Brandi-Lyn Colacone	No	Ryan Grasso	5/28/2015	Follow Up
Busy Bubbles	92	Travis Costa	No	Travis Costa	7/27/2015	Follow Up
Busy Bubbles	92	Travis Costa	No	Michael McBurney	1/2/2015	Meeting
Cafe Providence	71	Travis Costa	No	Travis Costa	4/28/2015	Initial Inspection
Cajun Luau	85	Kyle C. Gannon	No	Kyle C. Gannon	1/26/2015	Follow Up
Calf Donuts Inc.	85	Jared Urban	No	Jared Urban	9/21/2015	Follow Up
Cal's Corner Restaurant	85	Michael McBurney	No	Michael McBurney	11/3/2015	Follow Up
Camila Dry Cleaner, LLC	92	Michael McBurney	No	Michael McBurney	1/28/2015	Meeting
Capital Grille Holdings Inc.	71	Brandi-Lyn Colacone	No	Ryan Grasso	1/29/2015	Follow Up
Capitol Ridge at Providence - Harbor	86	Kyle C. Gannon	No	Kyle C. Gannon	5/21/2015	Follow Up
Capitol Ridge at Providence - Lodge	86	Kyle C. Gannon	No	Kyle C. Gannon	5/21/2015	Follow Up
Capriccio's Restaurant	85	Jared Urban	No	Jared Urban	1/21/2015	Follow Up
Carcieri's Market	71	Brian E. Steere	No	Brian E. Steere	9/23/2015	Follow Up
Carcieri's Market	71	Brian E. Steere	No	Brian E. Steere	3/10/2015	Follow Up
Caribe Mini Mart, LLC	85	Michael McBurney	No	Michael McBurney	11/3/2015	Follow Up
Caribe Restaurant	85	Brandi-Lyn Colacone	No	Travis Costa	11/19/2015	Follow Up
Caribe Restaurant	85	Brandi-Lyn Colacone	No	Ryan Grasso	6/30/2015	Follow Up
Carrie's Restaurant, Inc.	85	Jared Urban	No	Jared Urban	3/5/2015	Follow Up
Caserta Pizzeria	85	Kyle C. Gannon	No	Kyle C. Gannon	9/15/2015	Follow Up
Cassarino's Restaurant	85	Brandi-Lyn Colacone	No	Ryan Grasso	1/29/2015	Follow Up
Catanzaro's Pizzeria	85	Michael McBurney	No	Michael McBurney	9/11/2015	Follow Up
Catanzaro's Pizzeria	85	Michael McBurney	No	Michael McBurney	6/30/2015	Follow Up
Cathedral Art Metal Co., Inc.	24	Brandi-Lyn Colacone	No	Brian E. Steere	12/11/2015	Follow Up
Cathedral Art Metal Co., Inc.	24	Brandi-Lyn Colacone	No	Ryan Grasso	6/4/2015	Follow Up
Cathedral Art Metal Co., Inc.	24	Brandi-Lyn Colacone	No	Ryan Grasso	3/19/2015	Follow Up
Central High School	86	Jared Urban	No	Jared Urban	12/8/2015	Follow Up
Central High School	86	Jared Urban	No	Jared Urban	9/28/2015	Follow Up
Centredale Donuts	85	Kyle C. Gannon	No	Kyle C. Gannon	2/20/2015	Follow Up
Chalk Donuts Inc.	85	Brian E. Steere	No	Brian E. Steere	10/30/2015	Follow Up
Chalk Donuts Inc.	85	Brian E. Steere	No	Brian E. Steere	3/31/2015	Follow Up
Chalkstone Supermarket	82	Ian E. Jardin	No	Ian E. Jardin	3/11/2015	Follow Up
Champagne & Light DMDs	94	Nathan P. Daggett	No	Nathan P. Daggett	1/13/2015	Follow Up
Channthathim Inc.	85	Brian E. Steere	No	Brian E. Steere	8/20/2015	Meeting
Channthathim Inc.	85	Brian E. Steere	No	Brian E. Steere	8/18/2015	Initial Inspection
Charles Street Coffee Company	85	Michael McBurney	No	Michael McBurney	10/20/2015	Follow Up
Charles Street Diner	85	Brian E. Steere	No	Brian E. Steere	7/9/2015	Initial Inspection
Charlesgate Nursing Center	86	Michael McBurney	No	Michael McBurney	3/31/2015	Follow Up
Charley PR Inc.	85	Brian E. Steere	No	Brian E. Steere	1/26/2015	Follow Up
Chef Ho's	85	Brian E. Steere	No	Brian E. Steere	4/16/2015	Follow Up
Chelo's	85	Jared Urban	No	Jared Urban	1/29/2015	Follow Up
Cheng's Kitchen	85	Brian E. Steere	No	Brian E. Steere	3/30/2015	Follow Up
Cherry Hill Grille	85	Brian E. Steere	No	Brian E. Steere	1/15/2015	Follow Up
China Garden Chinese Restaurant	85	Brandi-Lyn Colacone	No	Ryan Grasso	8/17/2015	Follow Up
China Jade Restaurant	85	Brian E. Steere	No	Brian E. Steere	9/22/2015	Follow Up
Christiansen Dairy Co. Inc.	84	Brandi-Lyn Colacone	No	Ryan Grasso	5/14/2015	Follow Up
Christina D. Dicomis DMD	94	Kyle C. Gannon	No	Kyle C. Gannon	11/23/2015	Follow Up
Churchill & Banks Co.	53	Kyle C. Gannon	No	Kyle C. Gannon	11/19/2015	Follow Up
Churchill & Banks Co.	53	Kyle C. Gannon	No	Kyle C. Gannon	6/10/2015	Follow Up
Ciao Italia Bakery, Inc.	81	Brian E. Steere	No	Brian E. Steere	4/16/2015	Follow Up
Ciara Restaurant and Lounge, Inc.	85	Jared Urban	No	Jared Urban	2/25/2015	Follow Up
Cibao Supermarket	82	Brandi-Lyn Colacone	No	Ryan Grasso	7/16/2015	Follow Up

**Field's Point  
Inspection History - 2015**

<b>Company</b>	<b>Category</b>	<b>Engineer Assigned</b>	<b>Significant</b>	<b>Inspected By</b>	<b>Date</b>	<b>Inspection Type</b>
Cilantro Mexican Grill	71	Michael McBurney	No	Michael McBurney	7/31/2015	Follow Up
Cilantro Mexican Grill	71	Michael McBurney	No	Michael McBurney	3/31/2015	Follow Up
Cilantro Restaurant Partners, LLC	85	Michael McBurney	No	Michael McBurney	6/30/2015	Follow Up
Circe	85	Michael McBurney	No	Michael McBurney	6/1/2015	Follow Up
Cisco's Pizza	85	Jared Urban	No	Jared Urban	7/30/2015	Follow Up
City Girl Cupcakes	74	Michael McBurney	No	Michael McBurney	7/28/2015	Follow Up
City Girl Cupcakes	74	Michael McBurney	No	Michael McBurney	4/22/2015	Initial Inspection
Cityline Dental	94	Travis Costa	No	Travis Costa	3/31/2015	Follow Up
Cityline Dental	94	Travis Costa	No	Travis Costa	2/11/2015	Follow Up
Clean Plate	85	Michael McBurney	No	Michael McBurney	12/31/2015	Initial Inspection
Club Fantasies	85	Kyle C. Gannon	No	Kyle C. Gannon	3/31/2015	Follow Up
CMG Holding Company LLC	85	Brian E. Steere	No	Brian E. Steere	4/6/2015	Meeting
Coca Cola Enterprises, Inc.	37	Travis Costa	No	Travis Costa	12/3/2015	Follow Up
Coca Cola Enterprises, Inc.	37	Travis Costa	No	Travis Costa	6/22/2015	Follow Up
Coffee King, Inc.	71	Brandi-Lyn Colacone	No	Ryan Grasso	9/14/2015	Follow Up
Coffee Plus Snack Bar V.F.#68	85	Brandi-Lyn Colacone	No	Jared Urban	6/16/2015	Meeting
Coffee Plus Snack Bar V.F.#68	85	Brandi-Lyn Colacone	No	Ryan Grasso	2/25/2015	Follow Up
Coin-Op - Providence	92	Kyle C. Gannon	No	Kyle C. Gannon	2/20/2015	Follow Up
Colbea LLC (North Main)	97	Brian E. Steere	No	Brian E. Steere	3/31/2015	Follow Up
Coletta's Collision Center	97	Travis Costa	No	Travis Costa	11/17/2015	Follow Up
Contech Medical, Inc.	43	Nathan P. Daggett	No	Nathan P. Daggett	12/8/2015	Follow Up
Contech Medical, Inc.	43	Nathan P. Daggett	No	Nathan P. Daggett	6/5/2015	Follow Up
Contract Specialties, Inc.	11	Nathan P. Daggett	Yes	Nathan P. Daggett	12/8/2015	Follow Up
Contract Specialties, Inc.	11	Nathan P. Daggett	Yes	SYSTEM	9/29/2015	Sample
Contract Specialties, Inc.	11	Nathan P. Daggett	Yes	Nathan P. Daggett	6/16/2015	Annual
Contract Specialties, Inc.	11	Nathan P. Daggett	Yes	Nathan P. Daggett	2/24/2015	Follow Up
Contract Specialties, Inc.	11	Nathan P. Daggett	Yes	Nathan P. Daggett	2/5/2015	Sample
Cook & Brown Public House, Ltd.	85	Jared Urban	No	Jared Urban	2/19/2015	Follow Up
Cool-Lick's Lemonade and Ice Cream	85	Michael McBurney	No	Michael McBurney	4/27/2015	Follow Up
Cool-Lick's Lemonade and Ice Cream	85	Michael McBurney	No	Kerry Britt	2/5/2015	Meeting
Crisloid, LLC	21	Travis Costa	No	Travis Costa	12/1/2015	Follow Up
Crisloid, LLC	21	Travis Costa	No	Travis Costa	9/29/2015	Follow Up
Crisloid, LLC	21	Travis Costa	No	Travis Costa	6/3/2015	Follow Up
Crisloid, LLC	21	Travis Costa	No	Travis Costa	3/12/2015	Follow Up
D & D Chrome Plating	41	Nathan P. Daggett	No	Nathan P. Daggett	12/4/2015	Follow Up
D & D Chrome Plating	41	Nathan P. Daggett	No	Nathan P. Daggett	6/4/2015	Follow Up
D&D Coffee, Inc.	85	Brian E. Steere	No	Brian E. Steere	3/30/2015	Follow Up
D. E. Foods, Inc.	85	Jared Urban	No	Jared Urban	12/7/2015	Meeting
D. E. Foods, Inc.	85	Jared Urban	No	Jared Urban	9/1/2015	Initial Inspection
D.M. Kelleher, LLC	71	Brandi-Lyn Colacone	No	Ryan Grasso	5/1/2015	Initial Inspection
Dama Jewelry Technologies	26	Travis Costa	No	Travis Costa	12/10/2015	Follow Up
Dama Jewelry Technologies	26	Travis Costa	No	Travis Costa	6/26/2015	Follow Up
D'Angelo Sandwich Shop - Atwood	85	Michael McBurney	No	Michael McBurney	10/21/2015	Follow Up
D'Angelo Sandwich Shop (Academy)	71	Michael McBurney	No	Michael McBurney	1/30/2015	Follow Up
DAPP Enterprises LLC	85	Jared Urban	No	Jared Urban	3/5/2015	Follow Up
Dave & Buster's	85	Kyle C. Gannon	No	Kyle C. Gannon	5/7/2015	Follow Up
Dave & Buster's	85	Kyle C. Gannon	No	Kyle C. Gannon	1/26/2015	Follow Up
Dave's Coffee	85	Jared Urban	No	Jared Urban	8/13/2015	Follow Up
David I. Konicov, D.D.S.	94	Nathan P. Daggett	No	Nathan P. Daggett	8/31/2015	Follow Up
Dehlicious	74	Brian E. Steere	No	Brian E. Steere	10/30/2015	Initial Inspection
DelGreco Family LLC	97	Michael McBurney	No	Michael McBurney	7/31/2015	Follow Up
Department of Administration	52	Travis Costa	No	Travis Costa	12/21/2015	Follow Up
Department of Administration	52	Travis Costa	No	Travis Costa	6/26/2015	Follow Up
Designs International Inc.	21	Jared Urban	No	Abigail Bernier	12/3/2015	Follow Up
Designs International Inc.	21	Jared Urban	No	Ryan Grasso	9/29/2015	Follow Up
Designs International Inc.	21	Jared Urban	No	Ryan Grasso	6/4/2015	Follow Up
Designs International Inc.	21	Jared Urban	No	Ryan Grasso	4/16/2015	Follow Up
Detroit Collision Center	97	Travis Costa	No	Travis Costa	9/24/2015	Follow Up
Detroit Collision Center	97	Travis Costa	No	Travis Costa	1/29/2015	Follow Up
Dexter Cleaners	92	Jared Urban	No	Jared Urban	1/15/2015	Follow Up
DFI-EP, LLC	11	Nathan P. Daggett	Yes	Nathan P. Daggett	12/17/2015	Sample
DFI-EP, LLC	11	Nathan P. Daggett	Yes	Nathan P. Daggett	12/16/2015	Follow Up
DFI-EP, LLC	11	Nathan P. Daggett	Yes	SYSTEM	12/15/2015	Sample
DFI-EP, LLC	11	Nathan P. Daggett	Yes	Nathan P. Daggett	11/19/2015	Annual
DFI-EP, LLC	11	Nathan P. Daggett	Yes	Nathan P. Daggett	9/23/2015	Follow Up
DFI-EP, LLC	11	Nathan P. Daggett	Yes	SYSTEM	6/18/2015	Sample
DFI-EP, LLC	11	Nathan P. Daggett	Yes	Nathan P. Daggett	6/16/2015	Follow Up

**Field's Point  
Inspection History - 2015**

<b>Company</b>	<b>Category</b>	<b>Engineer Assigned</b>	<b>Significant</b>	<b>Inspected By</b>	<b>Date</b>	<b>Inspection Type</b>
DFI-EP, LLC	11	Nathan P. Daggett	Yes	SYSTEM	5/6/2015	Sample
DFI-EP, LLC	11	Nathan P. Daggett	Yes	Nathan P. Daggett	3/17/2015	Follow Up
DFI-EP, LLC	11	Nathan P. Daggett	Yes	SYSTEM	3/11/2015	Sample
DFI-EP, LLC	11	Nathan P. Daggett	Yes	SYSTEM	1/14/2015	Sample
DiFruscia Industries, Inc.	11	Abigail Bernier	Yes	Abigail Bernier	12/3/2015	Follow Up
DiFruscia Industries, Inc.	11	Abigail Bernier	Yes	Abigail Bernier	9/2/2015	Follow Up
DiFruscia Industries, Inc.	11	Abigail Bernier	Yes	SYSTEM	7/29/2015	Sample
DiFruscia Industries, Inc.	11	Abigail Bernier	Yes	Abigail Bernier	6/16/2015	Follow Up
DiFruscia Industries, Inc.	11	Abigail Bernier	Yes	Abigail Bernier	6/10/2015	Sample
DiFruscia Industries, Inc.	11	Abigail Bernier	Yes	Abigail Bernier	3/10/2015	Annual
DiFruscia Industries, Inc.	11	Abigail Bernier	Yes	SYSTEM	1/29/2015	Sample
Dinarijak, Inc.	85	Travis Costa	No	Travis Costa	10/29/2015	Follow Up
Dinarijak, Inc.	85	Travis Costa	No	Travis Costa	5/26/2015	Follow Up
Dinga Operating LLC	85	Kyle C. Gannon	No	Kyle C. Gannon	11/23/2015	Follow Up
Diocese of Providence - Office Building	52	Brandi-Lyn Colacone	No	Ryan Grasso	7/2/2015	Follow Up
Dolce Gelateria Inc.	85	Michael McBurney	No	Michael McBurney	2/27/2015	Follow Up
Dominion Energy Manchester St., Inc.	27	Ian E. Jardin	Yes	Ian E. Jardin	12/10/2015	Follow Up
Dominion Energy Manchester St., Inc.	27	Ian E. Jardin	Yes	Ian E. Jardin	10/6/2015	Annual
Dominion Energy Manchester St., Inc.	27	Ian E. Jardin	Yes	SYSTEM	10/1/2015	Sample
Dominion Energy Manchester St., Inc.	27	Ian E. Jardin	Yes	Ian E. Jardin	6/8/2015	Follow Up
Dominion Energy Manchester St., Inc.	27	Ian E. Jardin	Yes	SYSTEM	2/25/2015	Sample
Domino's Pizza (Broad Street)	85	Jared Urban	No	Jared Urban	1/22/2015	Follow Up
Domino's Pizza (Chalkstone Avenue)	85	Kyle C. Gannon	No	Kyle C. Gannon	4/27/2015	Follow Up
Don Jose Restaurant	85	Michael McBurney	No	Michael McBurney	1/26/2015	Follow Up
Downtown Providence Area	78	Nathan Dean	No	Ian E. Jardin	3/12/2015	Industrial Area
Downtown Providence Area	78	Nathan Dean	No	Kyle C. Gannon	3/12/2015	Industrial Area
Dr. Larry Levin	94	Travis Costa	No	Travis Costa	10/8/2015	Follow Up
Dr. Lee Whitney	94	Travis Costa	No	Travis Costa	11/19/2015	Follow Up
Dunkin Donuts - Allens Avenue	85	Kyle C. Gannon	No	Kyle C. Gannon	9/17/2015	Follow Up
Dunkin Donuts - Atwells Avenue	85	Kyle C. Gannon	No	Kyle C. Gannon	4/27/2015	Follow Up
Dunkin Donuts - Atwood Avenue	85	Kyle C. Gannon	No	Kyle C. Gannon	2/26/2015	Follow Up
Dunkin Donuts - Branch Avenue	85	Kyle C. Gannon	No	Kyle C. Gannon	7/20/2015	Follow Up
Dunkin Donuts - Gano Street	85	Kyle C. Gannon	No	Kyle C. Gannon	3/25/2015	Follow Up
Dunkin Donuts - Plainfield Street	85	Kyle C. Gannon	No	Kyle C. Gannon	8/31/2015	Follow Up
Dunkin Donuts - Pleasant Valley	85	Jared Urban	No	Jared Urban	8/27/2015	Follow Up
Dunkin Donuts (Providence Place Mall)	85	Kyle C. Gannon	No	Kyle C. Gannon	1/26/2015	Follow Up
Dunkin Donuts Center	86	Kyle C. Gannon	No	Kyle C. Gannon	4/8/2015	Follow Up
Dunkin Donuts-Killingly	85	Brandi-Lyn Colacone	No	Ryan Grasso	10/14/2015	Initial Inspection
Dupont Drive Industrial Area	78	Nathan Dean	No	Michael McBurney	2/11/2015	Industrial Area
Dupont Drive Industrial Area	78	Nathan Dean	No	Nathan P. Daggett	2/11/2015	Industrial Area
Du-Pro-Lux Cleansers	92	Jared Urban	No	Jared Urban	11/30/2015	Follow Up
D'Vine on the Hill	85	Brian E. Steere	No	Brian E. Steere	12/15/2015	Follow Up
D'Vine on the Hill	85	Brian E. Steere	No	Brian E. Steere	4/16/2015	Follow Up
Dyco Services	71	Brian E. Steere	No	Brian E. Steere	6/1/2015	Follow Up
E&M Enterprises, LTD	11	Ian E. Jardin	Yes	Ian E. Jardin	11/24/2015	Annual
E&M Enterprises, LTD	11	Ian E. Jardin	Yes	SYSTEM	8/12/2015	Sample
E&M Enterprises, LTD	11	Ian E. Jardin	Yes	Ian E. Jardin	5/28/2015	Follow Up
E&M Enterprises, LTD	11	Ian E. Jardin	Yes	Ian E. Jardin	3/31/2015	Follow Up
E&M Enterprises, LTD	11	Ian E. Jardin	Yes	SYSTEM	1/8/2015	Sample
Eagle Laundry Inc.	25	Abigail Bernier	Yes	SYSTEM	12/15/2015	Sample
Eagle Laundry Inc.	25	Abigail Bernier	Yes	Abigail Bernier	12/7/2015	Follow Up
Eagle Laundry Inc.	25	Abigail Bernier	Yes	Abigail Bernier	8/26/2015	Annual
Eagle Laundry Inc.	25	Abigail Bernier	Yes	Abigail Bernier	8/3/2015	Follow Up
Eagle Laundry Inc.	25	Abigail Bernier	Yes	Abigail Bernier	6/9/2015	Follow Up
Eagle Laundry Inc.	25	Abigail Bernier	Yes	Abigail Bernier	4/20/2015	Follow Up
Eagle Laundry Inc.	25	Abigail Bernier	Yes	SYSTEM	3/23/2015	Sample
East Coast Pizza	85	Brandi-Lyn Colacone	No	Ryan Grasso	10/6/2015	Follow Up
East Side Cottage, LLC	85	Kyle C. Gannon	No	Kyle C. Gannon	8/27/2015	Follow Up
East Side Cottage, LLC	85	Kyle C. Gannon	No	Kyle C. Gannon	8/17/2015	Follow Up
East Side Creamery	71	Michael McBurney	No	Michael McBurney	2/19/2015	Follow Up
East Side Creamery and Pizzeria	74	Michael McBurney	No	Michael McBurney	10/26/2015	Initial Inspection
Eastern Color & Chemical Co.	22	Nathan P. Daggett	Yes	Nathan P. Daggett	12/10/2015	Follow Up
Eastern Color & Chemical Co.	22	Nathan P. Daggett	Yes	SYSTEM	12/8/2015	Sample
Eastern Color & Chemical Co.	22	Nathan P. Daggett	Yes	Nathan P. Daggett	8/12/2015	Annual
Eastern Color & Chemical Co.	22	Nathan P. Daggett	Yes	Nathan P. Daggett	6/5/2015	Follow Up
Eastern Color & Chemical Co.	22	Nathan P. Daggett	Yes	Nathan P. Daggett	3/4/2015	Sample
Eastern Color & Chemical Co.	22	Nathan P. Daggett	Yes	SYSTEM	3/4/2015	Sample

**Field's Point  
Inspection History - 2015**

<b>Company</b>	<b>Category</b>	<b>Engineer Assigned</b>	<b>Significant</b>	<b>Inspected By</b>	<b>Date</b>	<b>Inspection Type</b>
Eastern Color & Chemical Co.	22	Nathan P. Daggett	Yes	Nathan P. Daggett	2/25/2015	Follow Up
Eastern Screw Company	26	Travis Costa	No	Travis Costa	12/10/2015	Follow Up
Eastern Screw Company	26	Travis Costa	No	Travis Costa	8/25/2015	Follow Up
Eastern Screw Company	26	Travis Costa	No	Travis Costa	6/19/2015	Follow Up
Eastern Screw Company	26	Travis Costa	No	Travis Costa	5/12/2015	Follow Up
Eastside Providence, LLC	82	Kyle C. Gannon	No	Kyle C. Gannon	2/26/2015	Initial Inspection
Easy Entertaining, Inc.	85	Jared Urban	No	Jared Urban	11/30/2015	Follow Up
Edesia Global Nutrition Solutions	35	Nathan P. Daggett	No	Nathan P. Daggett	10/28/2015	Follow Up
Edesia Global Nutrition Solutions	35	Nathan P. Daggett	No	Nathan P. Daggett	5/28/2015	Follow Up
El Chapin	85	Brandi-Lyn Colacone	No	Ryan Grasso	10/15/2015	Follow Up
El Fogon Latino Restaurant, LLC	85	Jared Urban	No	Jared Urban	2/10/2015	Initial Inspection
El Fogonazo Meat Market	81	Brandi-Lyn Colacone	No	Ryan Grasso	9/14/2015	Follow Up
El Fogonazo Meat Market	81	Brandi-Lyn Colacone	No	Ryan Grasso	9/8/2015	Meeting
El Fogonazo Meat Market	81	Brandi-Lyn Colacone	No	Ryan Grasso	4/27/2015	Initial Inspection
El Mogote	85	Brandi-Lyn Colacone	No	Ryan Grasso	2/24/2015	Follow Up
El Quiche Bakery Store, Inc.	81	Brian E. Steere	No	Brian E. Steere	8/6/2015	Follow Up
El Quiche Bakery Store, Inc.	81	Brian E. Steere	No	Brian E. Steere	3/31/2015	Follow Up
El Rancho Grande	85	Jared Urban	No	Jared Urban	12/23/2015	Follow Up
El Rancho Grande	85	Jared Urban	No	Jared Urban	9/29/2015	Follow Up
El Rey De Las Pupusas	85	Brandi-Lyn Colacone	No	Ryan Grasso	10/16/2015	Follow Up
El Rey De Las Pupusas	85	Brandi-Lyn Colacone	No	Ryan Grasso	5/22/2015	Follow Up
El Rey De Las Pupusas	85	Brandi-Lyn Colacone	No	Nathan Dean	4/29/2015	Meeting
El Rey De Las Pupusas	85	Brandi-Lyn Colacone	No	Ryan Grasso	3/17/2015	Follow Up
El Tiburon	85	Brandi-Lyn Colacone	No	Ryan Grasso	9/25/2015	Meeting
El Tiburon	85	Brandi-Lyn Colacone	No	Ryan Grasso	5/29/2015	Follow Up
Electrolizing, Inc.	11	Ian E. Jardin	Yes	Ian E. Jardin	11/23/2015	Follow Up
Electrolizing, Inc.	11	Ian E. Jardin	Yes	SYSTEM	11/4/2015	Sample
Electrolizing, Inc.	11	Ian E. Jardin	Yes	Ian E. Jardin	9/23/2015	Annual
Electrolizing, Inc.	11	Ian E. Jardin	Yes	Ian E. Jardin	5/28/2015	Follow Up
Electrolizing, Inc.	11	Ian E. Jardin	Yes	Ian E. Jardin	2/19/2015	Sample
Elevated Patient Vapor Lounge	60	Michael McBurney	No	Michael McBurney	2/27/2015	Initial Inspection
Elmwood Community School	86	Travis Costa	No	Travis Costa	2/20/2015	Follow Up
Elmwood Health Center	86	Brandi-Lyn Colacone	No	Ryan Grasso	1/15/2015	Follow Up
Elmwood Ultra Clean Laundry	92	Jared Urban	No	Jared Urban	12/30/2015	Follow Up
Emmily's Family Style Restaurant & Gril	71	Michael McBurney	No	Michael McBurney	5/21/2015	Follow Up
Emmily's Restaurant	74	Michael McBurney	No	Michael McBurney	6/4/2015	Initial Inspection
Enterprise Rent-A-Car of R.I. (NP)	37	Nathan P. Daggett	No	Nathan P. Daggett	10/9/2015	Follow Up
Enterprise Rent-A-Car of R.I. (NP)	37	Nathan P. Daggett	No	Nathan P. Daggett	6/19/2015	Follow Up
Epoch Senior Living, Inc.	86	Kyle C. Gannon	No	Kyle C. Gannon	8/27/2015	Follow Up
Excellent Pizza	85	Jared Urban	No	Jared Urban	7/30/2015	Follow Up
Extreme Auto Recondition	97	Michael McBurney	No	Michael McBurney	3/24/2015	Initial Inspection
Extreme Clean Laundry Inc.	92	Brian E. Steere	No	Brian E. Steere	8/31/2015	Initial Inspection
F. Saia Restaurants, Inc. LLC	85	Kyle C. Gannon	No	Kyle C. Gannon	8/6/2015	Follow Up
Fairfield University Heights LP	86	Jared Urban	No	Jared Urban	11/17/2015	Follow Up
Fairfield University Heights LP	86	Jared Urban	No	Jared Urban	11/17/2015	Follow Up
Fairfield University Heights LP	86	Jared Urban	No	Jared Urban	11/17/2015	Follow Up
Fairfield University Heights, LP	86	Jared Urban	No	Jared Urban	11/17/2015	Follow Up
Fairfield University Heights, LP	86	Jared Urban	No	Jared Urban	11/17/2015	Follow Up
Famiglia e Amici Inc.	85	Michael McBurney	No	Michael McBurney	8/18/2015	Investigation
Fat Belly's Pub	85	Brian E. Steere	No	Brian E. Steere	11/27/2015	Follow Up
Federal Taphouse & Kitchen	71	Michael McBurney	No	Michael McBurney	1/30/2015	Initial Inspection
FedEx Ground Package System, Inc.	37	Michael McBurney	No	Michael McBurney	12/21/2015	Follow Up
FedEx Ground Package System, Inc.	37	Michael McBurney	No	Michael McBurney	7/23/2015	Follow Up
Fed-Rick Veal Company	81	Brian E. Steere	No	Brian E. Steere	9/8/2015	Follow Up
Fed-Rick Veal Company	81	Brian E. Steere	No	Brian E. Steere	8/6/2015	Follow Up
Fellini Pizzeria	85	Michael McBurney	No	Michael McBurney	6/30/2015	Follow Up
Ferguson Animal Enterprises Inc.	99	Michael McBurney	No	Michael McBurney	12/28/2015	Follow Up
Ferguson Perforating Company	42	Travis Costa	No	Travis Costa	12/14/2015	Follow Up
Ferguson Perforating Company	42	Travis Costa	No	Travis Costa	6/3/2015	Follow Up
Fidas Restaurant Inc.	85	Brandi-Lyn Colacone	No	Ryan Grasso	8/21/2015	Follow Up
Fidas Restaurant Inc.	85	Brandi-Lyn Colacone	No	Ryan Grasso	8/20/2015	Follow Up
Field's Point Treatment Plant	0	Kerry M. Britt	No	Kerry Britt	9/17/2015	Annual
First Casting, Inc.	59	Jared Urban	No	Brian E. Steere	12/15/2015	Follow Up
First Casting, Inc.	59	Jared Urban	No	Ryan Grasso	4/22/2015	Follow Up
Flan y Ajo	85	Brian E. Steere	No	Brian E. Steere	7/21/2015	Follow Up
Fleming's Steakhouse	85	Kyle C. Gannon	No	Kyle C. Gannon	9/24/2015	Follow Up
Food For The Soul	85	Brian E. Steere	No	Brian E. Steere	2/27/2015	Follow Up

**Field's Point  
Inspection History - 2015**

<b>Company</b>	<b>Category</b>	<b>Engineer Assigned</b>	<b>Significant</b>	<b>Inspected By</b>	<b>Date</b>	<b>Inspection Type</b>
Foremost Baking Company	71	Kyle C. Gannon	No	Kyle C. Gannon	8/4/2015	Follow Up
Foremost Baking Company	71	Kyle C. Gannon	No	Kyle C. Gannon	3/12/2015	Follow Up
Foremost Baking Company	71	Kyle C. Gannon	No	Kyle C. Gannon	1/29/2015	Follow Up
Four Season's Restaurant	85	Jared Urban	No	Jared Urban	7/30/2015	Follow Up
Freeway Car Wash	97	Michael McBurney	No	Michael McBurney	3/12/2015	Follow Up
Friendly Laundromat, Inc.	92	Kyle C. Gannon	No	Kyle C. Gannon	10/29/2015	Meeting
Friendly's	85	Brian E. Steere	No	Brian E. Steere	1/15/2015	Follow Up
Fruity Franchise	85	Brandi-Lyn Colacone	No	Ryan Grasso	1/21/2015	Initial Inspection
Fuji Chen	85	Kyle C. Gannon	No	Kyle C. Gannon	1/26/2015	Follow Up
Fuji Restaurant Group, Inc.	85	Jared Urban	No	Jared Urban	10/15/2015	Follow Up
Fuji Restaurant Group, Inc.	85	Jared Urban	No	Jared Urban	8/31/2015	Initial Inspection
G. Tanury Plating Company	11	Nathan P. Daggett	Yes	Nathan P. Daggett	12/8/2015	Follow Up
G. Tanury Plating Company	11	Nathan P. Daggett	Yes	SYSTEM	9/23/2015	Sample
G. Tanury Plating Company	11	Nathan P. Daggett	Yes	Nathan P. Daggett	6/9/2015	Annual
G. Tanury Plating Company	11	Nathan P. Daggett	Yes	Nathan P. Daggett	2/24/2015	Follow Up
G. Tanury Plating Company	11	Nathan P. Daggett	Yes	SYSTEM	1/15/2015	Sample
Galvanique (Johnston)	41	Nathan P. Daggett	No	Nathan P. Daggett	12/8/2015	Follow Up
Galvanique (Johnston)	41	Nathan P. Daggett	No	Nathan P. Daggett	6/10/2015	Follow Up
Gano Holdings, LLC	86	Jared Urban	No	Jared Urban	3/30/2015	Follow Up
Ga-Rel Manufacturing Company	44	Travis Costa	No	Travis Costa	5/29/2015	Follow Up
Genesis Marketing Group - Warren Avenue	42	Ian E. Jardin	No	Ian E. Jardin	11/23/2015	Follow Up
Genesis Marketing Group - Warren Avenue	42	Ian E. Jardin	No	Ian E. Jardin	5/28/2015	Follow Up
Geoff's Superlative Sandwiches - Benefit	85	Michael McBurney	No	Michael McBurney	7/31/2015	Follow Up
Gepetto's	85	Kyle C. Gannon	No	Kyle C. Gannon	4/27/2015	Follow Up
GIFU Providence, Inc.	85	Kyle C. Gannon	No	Kyle C. Gannon	1/26/2015	Follow Up
Gilbane Building Company	53	Jared Urban	No	Jared Urban	12/9/2015	Follow Up
Gilbane Building Company	53	Jared Urban	No	Jared Urban	6/23/2015	Follow Up
Godiva Chocolatier	85	Kyle C. Gannon	No	Kyle C. Gannon	7/16/2015	Follow Up
Godiva Chocolatier	85	Kyle C. Gannon	No	Kyle C. Gannon	1/26/2015	Initial Inspection
Golden City	85	Jared Urban	No	Jared Urban	1/26/2015	Follow Up
Golden Palace Chinese Restaurant	85	Brandi-Lyn Colacone	No	Ryan Grasso	10/16/2015	Follow Up
Golden Palace Chinese Restaurant	85	Brandi-Lyn Colacone	No	Ryan Grasso	7/17/2015	Follow Up
Golden Palace Chinese Restaurant	85	Brandi-Lyn Colacone	No	Ryan Grasso	3/25/2015	Follow Up
Golden Palace Chinese Restaurant	85	Brandi-Lyn Colacone	No	Ryan Grasso	3/17/2015	Follow Up
Gothic Pewter LLC	43	Nathan P. Daggett	No	Nathan P. Daggett	12/4/2015	Follow Up
Gothic Pewter LLC	43	Nathan P. Daggett	No	Nathan P. Daggett	5/26/2015	Follow Up
Gourmet Heaven	71	Brian E. Steere	No	Brian E. Steere	10/16/2015	Follow Up
Gourmet Heaven - Meeting	71	Brian E. Steere	No	Brian E. Steere	11/20/2015	Follow Up
Gourmet Heaven - Meeting	71	Brian E. Steere	No	Brian E. Steere	7/15/2015	Follow Up
Gourmet House Restaurant	71	Brian E. Steere	No	Brian E. Steere	8/18/2015	Follow Up
Gourmet House Restaurant	71	Brian E. Steere	No	Brian E. Steere	3/31/2015	Follow Up
Gracie's Ventures	85	Brandi-Lyn Colacone	No	Ryan Grasso	9/4/2015	Follow Up
Greco Brothers Inc.	27	Nathan P. Daggett	No	Nathan P. Daggett	12/7/2015	Follow Up
Greco Brothers Inc.	27	Nathan P. Daggett	No	Nathan P. Daggett	6/5/2015	Follow Up
Green Basil Thai Restaurant	74	Brian E. Steere	No	Brian E. Steere	8/14/2015	Initial Inspection
Greystone Auto Center	97	Ian E. Jardin	No	Ian E. Jardin	10/1/2015	Meeting
Greystone Auto Center	97	Ian E. Jardin	No	Ian E. Jardin	5/18/2015	Initial Inspection
Guatepan Bakery	71	Brian E. Steere	No	Brian E. Steere	12/11/2015	Follow Up
Guatepan Bakery	71	Brian E. Steere	No	Brian E. Steere	1/5/2015	Follow Up
Guido Murphy, Inc.	85	Michael McBurney	No	Michael McBurney	9/11/2015	Follow Up
H and A Kitchen	85	Brandi-Lyn Colacone	No	Ryan Grasso	1/7/2015	Initial Inspection
H&S Management, LLC	85	Brian E. Steere	No	Brian E. Steere	12/1/2015	Follow Up
H&S Management, LLC	85	Brian E. Steere	No	Brian E. Steere	3/30/2015	Follow Up
HABC, LLC	85	Jared Urban	No	Jared Urban	11/16/2015	Follow Up
Harrison Casting	51	Nathan P. Daggett	No	Nathan P. Daggett	12/8/2015	Follow Up
Harrison Casting	51	Nathan P. Daggett	No	Nathan P. Daggett	6/9/2015	Follow Up
Hartford Laundromat, Inc.	92	Jared Urban	No	Jared Urban	7/27/2015	Follow Up
Hartford Muffler & Brake	60	Jared Urban	No	Jared Urban	7/15/2015	Follow Up
Hartford Muffler & Brake	60	Jared Urban	No	Jared Urban	5/20/2015	Initial Inspection
Haruki East Ltd.	85	Brandi-Lyn Colacone	No	Ryan Grasso	3/31/2015	Follow Up
Hasbro	86	Travis Costa	No	Travis Costa	9/24/2015	Follow Up
Haven Brothers Diner	85	Brandi-Lyn Colacone	No	Brian E. Steere	10/9/2015	Follow Up
Haven Brothers Diner	85	Brandi-Lyn Colacone	No	Brian E. Steere	9/28/2015	Follow Up
Hemenway's Seafood Grill & Oyster Ba	85	Michael McBurney	No	Michael McBurney	2/27/2015	Follow Up
High Tide Food Concepts LLC	85	Brandi-Lyn Colacone	No	Ryan Grasso	7/2/2015	Initial Inspection
Hillview Auto Body	97	Ian E. Jardin	No	SYSTEM	10/7/2015	Sample
Hillview Auto Body	97	Ian E. Jardin	No	Ian E. Jardin	4/10/2015	Sample

**Field's Point  
Inspection History - 2015**

<b>Company</b>	<b>Category</b>	<b>Engineer Assigned</b>	<b>Significant</b>	<b>Inspected By</b>	<b>Date</b>	<b>Inspection Type</b>
HNR, LLC	85	Brandi-Lyn Colacone	No	Ryan Grasso	2/5/2015	Follow Up
Hobbs Brook Management LLC	86	Kyle C. Gannon	No	Kyle C. Gannon	1/22/2015	Initial Inspection
Hobbs Brook Management, LLC	86	Kyle C. Gannon	No	Kyle C. Gannon	9/22/2015	Follow Up
Hobbs Brook Management, LLC	86	Kyle C. Gannon	No	Kyle C. Gannon	1/22/2015	Initial Inspection
Hometown Pizza and Subs	85	Kyle C. Gannon	No	Kyle C. Gannon	11/24/2015	Follow Up
Honey Dew Donuts (Allens)	85	Brian E. Steere	No	Brian E. Steere	4/10/2015	Follow Up
Hope Creamery	85	Brian E. Steere	No	Brian E. Steere	7/15/2015	Follow Up
Hope Street KFC Inc.	85	Jared Urban	No	Jared Urban	10/20/2015	Follow Up
Hope Street Pizza	85	Michael McBurney	No	Michael McBurney	10/7/2015	Follow Up
Hope Street Pizza	85	Michael McBurney	No	Michael McBurney	9/22/2015	Follow Up
Hope Street Pizza	85	Michael McBurney	No	Michael McBurney	9/10/2015	Follow Up
Hope Street Pizza	85	Michael McBurney	No	Michael McBurney	8/18/2015	Investigation
Hopkins Manor Ltd	86	Brandi-Lyn Colacone	No	Ryan Grasso	2/3/2015	Follow Up
Hot & Cold, LLC	71	Michael McBurney	No	Michael McBurney	3/31/2015	Follow Up
Hudson Services, Inc.	92	Brian E. Steere	No	Brian E. Steere	5/28/2015	Initial Inspection
Hurd Auto Mall LLC	97	Michael McBurney	No	Michael McBurney	5/27/2015	Follow Up
Hussaini & Banai Bros of P.P. LLC	85	Michael McBurney	No	Michael McBurney	7/28/2015	Follow Up
I Heart Cakes	81	Brian E. Steere	No	Brian E. Steere	5/14/2015	Initial Inspection
I Love Mexico	85	Brian E. Steere	No	Brian E. Steere	12/29/2015	Follow Up
I. Broomfield & Son, Inc.	41	Nathan P. Daggett	No	Nathan P. Daggett	12/4/2015	Follow Up
I. Broomfield & Son, Inc.	41	Nathan P. Daggett	No	Nathan P. Daggett	6/4/2015	Follow Up
Ideal Plating & Polishing Co., Inc.	11	Nathan P. Daggett	Yes	Nathan P. Daggett	12/4/2015	Follow Up
Ideal Plating & Polishing Co., Inc.	11	Nathan P. Daggett	Yes	SYSTEM	9/15/2015	Sample
Ideal Plating & Polishing Co., Inc.	11	Nathan P. Daggett	Yes	Nathan P. Daggett	8/17/2015	Follow Up
Ideal Plating & Polishing Co., Inc.	11	Nathan P. Daggett	Yes	Nathan P. Daggett	6/8/2015	Follow Up
Ideal Plating & Polishing Co., Inc.	11	Nathan P. Daggett	Yes	Nathan P. Daggett	2/10/2015	Annual
Ideal Plating & Polishing Co., Inc.	11	Nathan P. Daggett	Yes	Nathan P. Daggett	2/5/2015	Sample
Imperial Tile & Marble Works Inc.	99	Nathan P. Daggett	No	Nathan P. Daggett	8/27/2015	Follow Up
India House Inc.	85	Brandi-Lyn Colacone	No	Ryan Grasso	7/10/2015	Follow Up
India Restaurant	85	Michael McBurney	No	Michael McBurney	8/31/2015	Follow Up
Induplate LLC	11	Ian E. Jardin	Yes	Ian E. Jardin	11/23/2015	Follow Up
Induplate LLC	11	Ian E. Jardin	Yes	Ian E. Jardin	9/22/2015	Follow Up
Induplate LLC	11	Ian E. Jardin	Yes	SYSTEM	8/12/2015	Sample
Induplate LLC	11	Ian E. Jardin	Yes	Ian E. Jardin	5/28/2015	Follow Up
Induplate LLC	11	Ian E. Jardin	Yes	Ian E. Jardin	2/18/2015	Annual
Induplate LLC	11	Ian E. Jardin	Yes	SYSTEM	1/13/2015	Sample
Industrial Lane Johnston	78	Nathan Dean	No	Abigail Bernier	4/30/2015	Industrial Area
Industrial Lane Johnston	78	Nathan Dean	No	Ryan Grasso	4/30/2015	Industrial Area
International Chromium Plating	11	Nathan P. Daggett	Yes	Nathan P. Daggett	12/14/2015	Follow Up
International Chromium Plating	11	Nathan P. Daggett	Yes	Nathan P. Daggett	11/10/2015	Annual
International Chromium Plating	11	Nathan P. Daggett	Yes	SYSTEM	9/17/2015	Sample
International Chromium Plating	11	Nathan P. Daggett	Yes	Nathan P. Daggett	6/10/2015	Follow Up
International Chromium Plating	11	Nathan P. Daggett	Yes	Nathan P. Daggett	3/23/2015	Follow Up
International Chromium Plating	11	Nathan P. Daggett	Yes	SYSTEM	2/25/2015	Sample
International Etching, Inc.	11	Nathan P. Daggett	Yes	Nathan P. Daggett	12/4/2015	Follow Up
International Etching, Inc.	11	Nathan P. Daggett	Yes	SYSTEM	9/30/2015	Sample
International Etching, Inc.	11	Nathan P. Daggett	Yes	Nathan P. Daggett	9/14/2015	Follow Up
International Etching, Inc.	11	Nathan P. Daggett	Yes	Nathan P. Daggett	6/15/2015	Follow Up
International Etching, Inc.	11	Nathan P. Daggett	Yes	Nathan P. Daggett	5/5/2015	Annual
International Etching, Inc.	11	Nathan P. Daggett	Yes	Nathan P. Daggett	2/16/2015	Sample
International Insignia Corporation	11	Ian E. Jardin	Yes	SYSTEM	12/16/2015	Sample
International Insignia Corporation	11	Ian E. Jardin	Yes	Ian E. Jardin	11/18/2015	Follow Up
International Insignia Corporation	11	Ian E. Jardin	Yes	Ian E. Jardin	10/14/2015	Annual
International Insignia Corporation	11	Ian E. Jardin	Yes	Ian E. Jardin	6/17/2015	Follow Up
International Insignia Corporation	11	Ian E. Jardin	Yes	Ian E. Jardin	2/18/2015	Sample
International Insignia Corporation	11	Ian E. Jardin	Yes	Ian E. Jardin	1/26/2015	Follow Up
Ira Green, Inc.	11	Nathan P. Daggett	Yes	Nathan P. Daggett	12/14/2015	Follow Up
Ira Green, Inc.	11	Nathan P. Daggett	Yes	Nathan P. Daggett	11/18/2015	Follow Up
Ira Green, Inc.	11	Nathan P. Daggett	Yes	Nathan P. Daggett	8/20/2015	Sample
Ira Green, Inc.	11	Nathan P. Daggett	Yes	Nathan P. Daggett	6/4/2015	Follow Up
Ira Green, Inc.	11	Nathan P. Daggett	Yes	Nathan P. Daggett	4/14/2015	Annual
Ira Green, Inc.	11	Nathan P. Daggett	Yes	Nathan P. Daggett	2/10/2015	Sample
Ira Green, Inc.	11	Nathan P. Daggett	Yes	Nathan P. Daggett	1/26/2015	Follow Up
Istanbul Gourmet Market, LLC	82	Brandi-Lyn Colacone	No	Ryan Grasso	9/29/2015	Follow Up
Italia, LLC	85	Brandi-Lyn Colacone	No	Ryan Grasso	1/8/2015	Follow Up
Italia, LLC	85	Brandi-Lyn Colacone	No	Brian E. Steere	1/6/2015	Meeting
Italia, LLC	85	Brandi-Lyn Colacone	No	Ryan Grasso	1/6/2015	Meeting



**Field's Point  
Inspection History - 2015**

<b>Company</b>	<b>Category</b>	<b>Engineer Assigned</b>	<b>Significant</b>	<b>Inspected By</b>	<b>Date</b>	<b>Inspection Type</b>
Italian Dessert Service Import, Inc.	85	Brandi-Lyn Colacone	No	Ryan Grasso	8/28/2015	Follow Up
Item Holdings, LLC	49	Ian E. Jardin	No	Ian E. Jardin	12/15/2015	Follow Up
Item Holdings, LLC	49	Ian E. Jardin	No	Ian E. Jardin	6/10/2015	Follow Up
Ivy Tavern	85	Brian E. Steere	No	Brian E. Steere	8/18/2015	Follow Up
Izzi Orthodontics	94	Travis Costa	No	Travis Costa	10/26/2015	Follow Up
J & M Convenience Store	85	Jared Urban	No	Jared Urban	6/24/2015	Follow Up
J & M Convenience Store	85	Jared Urban	No	Jared Urban	5/29/2015	Initial Inspection
J & M Convenience Store	85	Jared Urban	No	Jared Urban	5/26/2015	Meeting
J & M Convenience Store	85	Jared Urban	No	Jared Urban	5/7/2015	Meeting
J.H. Realty	53	Travis Costa	No	Travis Costa	12/1/2015	Follow Up
J.H. Realty	53	Travis Costa	No	Travis Costa	6/3/2015	Follow Up
J.H. Realty	53	Travis Costa	No	Travis Costa	5/12/2015	Follow Up
J.M.S. Casting	60	Nathan P. Daggett	No	Nathan P. Daggett	8/28/2015	Initial Inspection
J.M.V. Pizza & Subs	85	Michael McBurney	No	Michael McBurney	11/3/2015	Follow Up
J.T.O. AAMCO, Inc.	42	Travis Costa	No	Travis Costa	12/8/2015	Follow Up
J.T.O. AAMCO, Inc.	42	Travis Costa	No	Travis Costa	6/10/2015	Follow Up
Jacky's Galaxie	85	Jared Urban	No	Jared Urban	10/14/2015	Follow Up
Jacob Werba	94	Jared Urban	No	Jared Urban	4/30/2015	Follow Up
Jains's Laundry, Inc.	92	Kyle C. Gannon	No	Kyle C. Gannon	2/20/2015	Follow Up
Jamel MEP, LLC	71	Brian E. Steere	No	Brian E. Steere	9/1/2015	Follow Up
Jan Co Central, Inc.	85	Brandi-Lyn Colacone	No	Ryan Grasso	3/31/2015	Follow Up
Jan Co, Inc.	85	Brandi-Lyn Colacone	No	Ryan Grasso	4/14/2015	Follow Up
JB Foley Printing Co., Inc	60	Michael McBurney	No	Michael McBurney	10/5/2015	Follow Up
JB Foley Printing Co., Inc	60	Michael McBurney	No	Michael McBurney	4/27/2015	Follow Up
JC Gorham Co.	41	Ian E. Jardin	No	Ian E. Jardin	12/9/2015	Follow Up
JC Gorham Co.	41	Ian E. Jardin	No	Ian E. Jardin	7/28/2015	Follow Up
JC Gorham Co.	41	Ian E. Jardin	No	Ian E. Jardin	6/25/2015	Follow Up
Jeanette's Bakery	81	Brian E. Steere	No	Brian E. Steere	7/31/2015	Follow Up
Jeanette's Bakery	81	Brian E. Steere	No	Brian E. Steere	6/19/2015	Follow Up
JLC Foods, Inc.	85	Jared Urban	No	Jared Urban	7/21/2015	Follow Up
Johnston Donuts Inc.	85	Brandi-Lyn Colacone	No	Ryan Grasso	3/27/2015	Follow Up
Johnston Public Schools	86	Ian E. Jardin	No	Ian E. Jardin	9/4/2015	Follow Up
Johnston Public Schools	86	Ian E. Jardin	No	Ian E. Jardin	5/5/2015	Initial Inspection
Johnston Taco, LLC	85	Michael McBurney	No	Michael McBurney	10/28/2015	Follow Up
Jon Roc Linc	85	Brandi-Lyn Colacone	No	Ryan Grasso	3/25/2015	Follow Up
Jozon Enterprises, Inc.	85	Jared Urban	No	Jared Urban	7/27/2015	Follow Up
JPL Enterprises, LLC	81	Jared Urban	No	Jared Urban	12/1/2015	Follow Up
JPL Enterprises, LLC	81	Jared Urban	No	Jared Urban	9/29/2015	Initial Inspection
JRB Associates Inc.	11	Ian E. Jardin	Yes	Ian E. Jardin	4/13/2015	Follow Up
JRB Associates Inc.	11	Ian E. Jardin	Yes	Ian E. Jardin	3/11/2015	Follow Up
JRB Associates Inc.	11	Ian E. Jardin	Yes	SYSTEM	1/20/2015	Sample
JRB Associates Inc.	11	Ian E. Jardin	Yes	Ian E. Jardin	1/14/2015	Annual
JRB Associates Inc.	11	Ian E. Jardin	Yes	SYSTEM	1/14/2015	Sample
JTMJ, LLC	81	Jared Urban	No	Jared Urban	10/28/2015	Initial Inspection
Kami Cakes	71	Brian E. Steere	No	Brian E. Steere	5/4/2015	Follow Up
KB Surfaces	42	Ian E. Jardin	No	Ian E. Jardin	12/23/2015	Follow Up
KB Surfaces	42	Ian E. Jardin	No	Ian E. Jardin	6/1/2015	Follow Up
Kelly Laundromat	71	Travis Costa	No	Travis Costa	3/10/2015	Follow Up
Kelly's Car Wash, Inc.	97	Michael McBurney	No	Michael McBurney	10/20/2015	Follow Up
Kelly's Car Wash, Inc.	97	Michael McBurney	No	Michael McBurney	6/30/2015	Follow Up
Ken Rocha Collision, LLC	97	Brandi-Lyn Colacone	No	Ryan Grasso	7/30/2015	Initial Inspection
Ken Wok	85	Brian E. Steere	No	Brian E. Steere	3/30/2015	Follow Up
Kentucky Fried Chicken (Johnston)	85	Jared Urban	No	Jared Urban	11/19/2015	Follow Up
Khan Food Services	71	Brian E. Steere	No	Brian E. Steere	6/1/2015	Follow Up
Khoo Kitchen	85	Michael McBurney	No	Michael McBurney	12/28/2015	Follow Up
Khoo Kitchen	85	Michael McBurney	No	Michael McBurney	1/22/2015	Follow Up
Killingly Industrial Area	78	Nathan Dean	No	Kyle C. Gannon	4/23/2015	Industrial Area
Killingly Industrial Area	78	Nathan Dean	No	Travis Costa	4/23/2015	Industrial Area
Kitchenbar Restaurant	85	Brian E. Steere	No	Brian E. Steere	9/10/2015	Follow Up
Kitchenbar Restaurant	85	Brian E. Steere	No	Brian E. Steere	8/18/2015	Follow Up
Kitchenbar Restaurant	85	Brian E. Steere	No	Brian E. Steere	3/31/2015	Follow Up
Koi Japanese Restaurant	85	Jared Urban	No	Jared Urban	10/2/2015	Follow Up
Koi Japanese Restaurant	85	Jared Urban	No	Jared Urban	7/30/2015	Follow Up
Koi Palace, LLC	74	Brian E. Steere	No	Brian E. Steere	11/17/2015	Follow Up
Koi Palace, LLC	74	Brian E. Steere	No	Brian E. Steere	8/14/2015	Initial Inspection
Kon Asian Bistro	85	Brandi-Lyn Colacone	No	Ryan Grasso	8/7/2015	Follow Up
Kozy Group, LLC	85	Brian E. Steere	No	Brian E. Steere	2/25/2015	Meeting

**Field's Point  
Inspection History - 2015**

<b>Company</b>	<b>Category</b>	<b>Engineer Assigned</b>	<b>Significant</b>	<b>Inspected By</b>	<b>Date</b>	<b>Inspection Type</b>
KSB LLC Subway	85	Brandi-Lyn Colacone	No	Ryan Grasso	9/17/2015	Follow Up
L T Treats, Inc.	85	Kyle C. Gannon	No	Kyle C. Gannon	1/26/2015	Initial Inspection
L.A. Baileys	85	Brian E. Steere	No	Brian E. Steere	3/30/2015	Follow Up
La Cima of RI, Inc.	71	Brian E. Steere	No	Brian E. Steere	7/15/2015	Initial Inspection
La Lupita	85	Jared Urban	No	Jared Urban	9/29/2015	Follow Up
La Mei Hot Pot	85	Jared Urban	No	Jared Urban	12/1/2015	Initial Inspection
La Poblanita Carniceria Mexicana	81	Ian E. Jardin	No	Ian E. Jardin	9/14/2015	Follow Up
La Poblanita Carniceria Mexicana	81	Ian E. Jardin	No	Ian E. Jardin	3/23/2015	Follow Up
La Poblanita Carniceria Mexicana	81	Ian E. Jardin	No	Ian E. Jardin	3/17/2015	Follow Up
La Rubia Cafeteria	85	Brandi-Lyn Colacone	No	Ryan Grasso	9/25/2015	Follow Up
La Sonrisa Cafeteria Restaurant	85	Kyle C. Gannon	No	Kyle C. Gannon	8/12/2015	Meeting
La Sonrisa Restaurant (Cranston St)	74	Kyle C. Gannon	No	Kyle C. Gannon	8/6/2015	Follow Up
La Sonrisa Restaurant (Cranston St)	74	Kyle C. Gannon	No	Kyle C. Gannon	2/23/2015	Initial Inspection
La Sonrisa Restaurant (Cranston St.)	71	Kyle C. Gannon	No	Kyle C. Gannon	2/23/2015	Follow Up
La Universidad Del Chimi	60	Brandi-Lyn Colacone	No	Ryan Grasso	1/14/2015	Initial Inspection
Ladder 133 Bar and Grill	85	Jared Urban	No	Jared Urban	6/29/2015	Follow Up
Lancellotta's Banquet Restaurant	85	Brian E. Steere	No	Brian E. Steere	3/10/2015	Follow Up
Lanni Restaurant Group, LLC	85	Jared Urban	No	Jared Urban	1/29/2015	Follow Up
LaSalle Donuts Inc.	85	Brian E. Steere	No	Brian E. Steere	3/30/2015	Follow Up
Laundromax - 932 Atwells Ave LLC	92	Brian E. Steere	No	Brian E. Steere	1/29/2015	Follow Up
Laundry Club	92	Jared Urban	No	Jared Urban	10/19/2015	Follow Up
Laurelmead Cooperative Inc.	86	Kyle C. Gannon	No	Kyle C. Gannon	8/27/2015	Follow Up
Le Chien Bleu Cafe	71	Travis Costa	No	Travis Costa	4/28/2015	Follow Up
Lima Subs, LLC	85	Brandi-Lyn Colacone	No	Ryan Grasso	2/27/2015	Follow Up
L'Image	42	Kyle C. Gannon	No	Kyle C. Gannon	11/23/2015	Follow Up
L'Image	42	Kyle C. Gannon	No	Kyle C. Gannon	6/22/2015	Follow Up
Liquid LLC	85	Jared Urban	No	Jared Urban	3/23/2015	Follow Up
Liquid LLC	85	Jared Urban	No	Jared Urban	3/12/2015	Follow Up
Livi's Gourmet	74	Michael McBurney	No	Michael McBurney	3/31/2015	Initial Inspection
Livi's Pocket LLC	85	Jared Urban	No	Jared Urban	12/30/2015	Follow Up
LM Taco RI	85	Brandi-Lyn Colacone	No	Ryan Grasso	4/21/2015	Follow Up
LNP Enterprises, Inc.	85	Michael McBurney	No	Michael McBurney	12/28/2015	Follow Up
LNP Enterprises, Inc.	85	Michael McBurney	No	Michael McBurney	1/22/2015	Initial Inspection
LNP Enterprises, Inc.	85	Kyle C. Gannon	No	Kyle C. Gannon	11/10/2015	Follow Up
LNP Enterprises, Inc. OOB	71	Michael McBurney	No	Michael McBurney	1/22/2015	Follow Up
Lola's Cantina LLC	85	Michael McBurney	No	Michael McBurney	2/27/2015	Follow Up
Long Live Beerworks	74	Brian E. Steere	No	Brian E. Steere	12/1/2015	Follow Up
Long Live Beerworks	74	Brian E. Steere	No	Brian E. Steere	9/18/2015	Initial Inspection
Long River Restaurant	85	Jared Urban	No	Jared Urban	12/23/2015	Follow Up
Los Andes Restaurant	85	Brandi-Lyn Colacone	No	Brian E. Steere	12/15/2015	Follow Up
Los Andes Restaurant	85	Brandi-Lyn Colacone	No	Ryan Grasso	5/29/2015	Follow Up
Lucky Kitchen	85	Kyle C. Gannon	No	Kyle C. Gannon	8/17/2015	Follow Up
Lucky Kitchen	85	Kyle C. Gannon	No	Kyle C. Gannon	2/23/2015	Follow Up
Lucky Zhu, LLC	85	Kyle C. Gannon	No	Kyle C. Gannon	10/19/2015	Initial Inspection
Luigi's Restaurant & Gourmet Express	85	Kyle C. Gannon	No	Kyle C. Gannon	2/26/2015	Follow Up
M. G. Motors Inc.	97	Michael McBurney	No	Michael McBurney	11/23/2015	Follow Up
M. G. Motors Inc.	97	Michael McBurney	No	Michael McBurney	5/27/2015	Follow Up
Mac-Gray Services, Inc.	92	Michael McBurney	No	Michael McBurney	10/21/2015	Follow Up
MAG Enterprises Inc.	74	Jared Urban	No	Jared Urban	12/10/2015	Initial Inspection
Magic Gas & Carwash, Inc.	97	Kyle C. Gannon	No	Kyle C. Gannon	7/30/2015	Meeting
Mahr Federal Inc	52	Nathan P. Daggett	No	Nathan P. Daggett	12/4/2015	Follow Up
Mahr Federal Inc	52	Nathan P. Daggett	No	Nathan P. Daggett	6/4/2015	Follow Up
Mahr Federal Inc.	11	Nathan P. Daggett	Yes	SYSTEM	12/7/2015	Sample
Mahr Federal Inc.	11	Nathan P. Daggett	Yes	Nathan P. Daggett	12/4/2015	Follow Up
Mahr Federal Inc.	11	Nathan P. Daggett	Yes	Nathan P. Daggett	7/7/2015	Annual
Mahr Federal Inc.	11	Nathan P. Daggett	Yes	Nathan P. Daggett	6/4/2015	Follow Up
Mahr Federal Inc.	11	Nathan P. Daggett	Yes	SYSTEM	3/12/2015	Sample
Mahr Federal Inc.	11	Nathan P. Daggett	Yes	Nathan P. Daggett	2/23/2015	Follow Up
Mainelli Tool & Die, Inc.	42	Nathan P. Daggett	No	Nathan P. Daggett	12/9/2015	Follow Up
Mainelli Tool & Die, Inc.	42	Nathan P. Daggett	No	Nathan P. Daggett	5/28/2015	Follow Up
Mark Precision, Inc.	42	Ian E. Jardin	No	Ian E. Jardin	12/9/2015	Follow Up
Mark Precision, Inc.	42	Ian E. Jardin	No	Ian E. Jardin	6/9/2015	Follow Up
Markos Automotive	97	Travis Costa	No	Travis Costa	10/5/2015	Follow Up
Markos Automotive	97	Travis Costa	No	Travis Costa	3/10/2015	Follow Up
Markos Automotive	97	Travis Costa	No	Travis Costa	1/29/2015	Follow Up
MARTIN SOLDERING COMPANY	60	Jared Urban	No	Jared Urban	12/17/2015	Initial Inspection
Martinelli Brothers LLC	81	Brian E. Steere	No	Brian E. Steere	8/14/2015	Follow Up

**Field's Point  
Inspection History - 2015**

<b>Company</b>	<b>Category</b>	<b>Engineer Assigned</b>	<b>Significant</b>	<b>Inspected By</b>	<b>Date</b>	<b>Inspection Type</b>
Martinelli Brothers LLC	81	Brian E. Steere	No	Brian E. Steere	2/18/2015	Follow Up
Masala Indian Cuisine	85	Brandi-Lyn Colacone	No	Ryan Grasso	5/28/2015	Initial Inspection
Maya Bakery	81	Brian E. Steere	No	Brian E. Steere	7/9/2015	Follow Up
Maya Bakery	81	Brian E. Steere	No	Brian E. Steere	2/27/2015	Follow Up
McAuley House	85	Brandi-Lyn Colacone	No	Ryan Grasso	4/27/2015	Follow Up
McCormick & Schmick Restaurant	85	Jared Urban	No	Jared Urban	4/23/2015	Follow Up
McDonalds - Branch Avenue	85	Michael McBurney	No	Michael McBurney	4/27/2015	Follow Up
McDonald's/Kristin Foods, Inc.	85	Travis Costa	No	Travis Costa	1/20/2015	Follow Up
MCM Technologies	24	Michael McBurney	No	Ian E. Jardin	12/15/2015	Follow Up
MCM Technologies	24	Michael McBurney	No	Ian E. Jardin	6/16/2015	Follow Up
Mediterraneo Corp.	85	Michael McBurney	No	Michael McBurney	6/30/2015	Follow Up
Mega Solutions, LLC	85	Kyle C. Gannon	No	Abigail Bernier	6/5/2015	Meeting
Mekong Market	81	Michael McBurney	No	Michael McBurney	4/27/2015	Initial Inspection
Meller Optics, Inc.	27	Travis Costa	No	Travis Costa	12/11/2015	Follow Up
Meller Optics, Inc.	27	Travis Costa	No	Travis Costa	8/31/2015	Follow Up
Meller Optics, Inc.	27	Travis Costa	No	Travis Costa	6/10/2015	Follow Up
Meller Optics, Inc.	27	Travis Costa	No	Travis Costa	2/26/2015	Follow Up
Metallurgical Solutions, Inc.	11	Kyle C. Gannon	Yes	Kyle C. Gannon	12/8/2015	Follow Up
Metallurgical Solutions, Inc.	11	Kyle C. Gannon	Yes	SYSTEM	9/25/2015	Sample
Metallurgical Solutions, Inc.	11	Kyle C. Gannon	Yes	Kyle C. Gannon	9/4/2015	Annual
Metallurgical Solutions, Inc.	11	Kyle C. Gannon	Yes	Kyle C. Gannon	6/30/2015	Follow Up
Metallurgical Solutions, Inc.	11	Kyle C. Gannon	Yes	Kyle C. Gannon	3/26/2015	Follow Up
Metallurgical Solutions, Inc.	11	Kyle C. Gannon	Yes	SYSTEM	3/3/2015	Sample
Metro Motor Group	85	Jared Urban	No	Jared Urban	12/10/2015	Follow Up
Metropolitan Career & Tech Ctr	86	Brian E. Steere	No	Brian E. Steere	10/23/2015	Follow Up
Mi Esquina Restaurant	85	Brian E. Steere	No	Brian E. Steere	10/5/2015	Initial Inspection
Mia Mia's Pizza	74	Brian E. Steere	No	Brian E. Steere	9/23/2015	Initial Inspection
Mill Street Industrial Area	78	Nathan Dean	No	Jared Urban	8/25/2015	Industrial Area
Mill Street Industrial Area	78	Nathan Dean	No	Nathan P. Daggett	8/25/2015	Industrial Area
Mineral Spring Holdings, LLC	97	Kyle C. Gannon	No	Kyle C. Gannon	9/1/2015	Follow Up
Mineral Spring Holdings, LLC	97	Kyle C. Gannon	No	Kyle C. Gannon	7/13/2015	Follow Up
Mineral Spring Holdings, LLC	97	Kyle C. Gannon	No	Kyle C. Gannon	5/21/2015	Follow Up
Minetin Frozen Yogurt	85	Brian E. Steere	No	Brian E. Steere	1/26/2015	Follow Up
Ming River Chinese Restaurant	71	Brandi-Lyn Colacone	No	Ryan Grasso	2/26/2015	Follow Up
Miriam Hospital	90	Ian E. Jardin	No	Ian E. Jardin	4/20/2015	Follow Up
Miriam Hospital - Rise Building	95	Ian E. Jardin	No	Ian E. Jardin	4/20/2015	Initial Inspection
Monarch Metal Finishing Co. - Aurora St.	11	Abigail Bernier	Yes	Abigail Bernier	12/17/2015	Annual
Monarch Metal Finishing Co. - Aurora St.	11	Abigail Bernier	Yes	SYSTEM	10/1/2015	Sample
Monarch Metal Finishing Co. - Aurora St.	11	Abigail Bernier	Yes	Abigail Bernier	9/16/2015	Follow Up
Monarch Metal Finishing Co. - Aurora St.	11	Abigail Bernier	Yes	Abigail Bernier	6/9/2015	Follow Up
Monarch Metal Finishing Co. - Aurora St.	11	Abigail Bernier	Yes	SYSTEM	3/2/2015	Sample
Monarch Metal Finishing, Inc.	11	Ian E. Jardin	Yes	SYSTEM	11/19/2015	Sample
Monarch Metal Finishing, Inc.	11	Ian E. Jardin	Yes	Ian E. Jardin	11/18/2015	Follow Up
Monarch Metal Finishing, Inc.	11	Ian E. Jardin	Yes	Ian E. Jardin	10/7/2015	Follow Up
Monarch Metal Finishing, Inc.	11	Ian E. Jardin	Yes	Ian E. Jardin	7/28/2015	Follow Up
Monarch Metal Finishing, Inc.	11	Ian E. Jardin	Yes	Ian E. Jardin	6/17/2015	Follow Up
Monarch Metal Finishing, Inc.	11	Ian E. Jardin	Yes	Ian E. Jardin	4/29/2015	Annual
Monarch Metal Finishing, Inc.	11	Ian E. Jardin	Yes	Ian E. Jardin	4/2/2015	Follow Up
Monarch Metal Finishing, Inc.	11	Ian E. Jardin	Yes	SYSTEM	3/10/2015	Sample
Monarch Metal Finishing, Inc.	11	Ian E. Jardin	Yes	Ian E. Jardin	1/26/2015	Follow Up
Moody Machine Products, Inc.	21	Travis Costa	No	Travis Costa	12/1/2015	Follow Up
Moody Machine Products, Inc.	21	Travis Costa	No	Travis Costa	6/3/2015	Follow Up
Moody Machine Products, Inc.	21	Travis Costa	No	Travis Costa	1/26/2015	Follow Up
Moon Tide Dyers	23	Brian E. Steere	No	Brian E. Steere	12/16/2015	Follow Up
Moon Tide Dyers	23	Brian E. Steere	No	Brian E. Steere	6/16/2015	Follow Up
Moon Tide Dyers	23	Brian E. Steere	No	Brian E. Steere	1/22/2015	Follow Up
Moon Tide Dyers	23	Brian E. Steere	No	Brian E. Steere	1/16/2015	Follow Up
Moran Foods, LLC	82	Jared Urban	No	Jared Urban	12/16/2015	Initial Inspection
Moran Foods, LLC	82	Jared Urban	No	Jared Urban	2/6/2015	Meeting
Moran Transportation Industries, Inc.	52	Nathan P. Daggett	No	Nathan P. Daggett	12/14/2015	Follow Up
Moran Transportation Industries, Inc.	52	Nathan P. Daggett	No	Nathan P. Daggett	6/30/2015	Follow Up
Morgan Mill Metals, LLC	41	Ian E. Jardin	No	Ian E. Jardin	11/24/2015	Follow Up
Morgan Mill Metals, LLC	41	Ian E. Jardin	No	Ian E. Jardin	6/1/2015	Follow Up
Motiva Enterprises, LLC	37	Travis Costa	No	Travis Costa	12/14/2015	Follow Up
Motiva Enterprises, LLC	37	Travis Costa	No	Travis Costa	6/23/2015	Follow Up
Mozzarella's of N.P., Inc.	71	Kyle C. Gannon	No	Kyle C. Gannon	7/13/2015	Follow Up
Mozzarella's of North Providence, Inc.	85	Kyle C. Gannon	No	Kyle C. Gannon	8/24/2015	Follow Up

**Field's Point  
Inspection History - 2015**

<b>Company</b>	<b>Category</b>	<b>Engineer Assigned</b>	<b>Significant</b>	<b>Inspected By</b>	<b>Date</b>	<b>Inspection Type</b>
Mozzarella's of North Providence, Inc.	85	Kyle C. Gannon	No	Kyle C. Gannon	7/13/2015	Initial Inspection
Mt. Fuji Japanese Steak House	85	Brandi-Lyn Colacone	No	Ryan Grasso	7/31/2015	Follow Up
Mundo de Cigar	85	Jared Urban	No	Jared Urban	7/21/2015	Follow Up
Mutual Metals/Mutual Cornell	43	Ian E. Jardin	No	Ian E. Jardin	12/9/2015	Follow Up
Mutual Metals/Mutual Cornell	43	Ian E. Jardin	No	Ian E. Jardin	6/10/2015	Follow Up
My Car, Incorporated	97	Brian E. Steere	No	Brian E. Steere	12/14/2015	Follow Up
N.E. Testing Laboratory, Inc.	95	Kyle C. Gannon	No	Kyle C. Gannon	7/27/2015	Follow Up
Nabsys	71	Ian E. Jardin	No	Ian E. Jardin	9/24/2015	Follow Up
Nami Japanese Restaurant	85	Brian E. Steere	No	Brian E. Steere	4/16/2015	Follow Up
Nanina's Bakery	81	Michael McBurney	No	Michael McBurney	12/3/2015	Initial Inspection
Narr. Electric (Allens Ave.)	44	Nathan P. Daggett	No	Nathan P. Daggett	11/25/2015	Follow Up
Narr. Electric (Allens Ave.)	44	Nathan P. Daggett	No	Nathan P. Daggett	5/8/2015	Follow Up
Narragansett Electric - Melrose Chiller	51	Nathan P. Daggett	No	Nathan P. Daggett	11/25/2015	Follow Up
Narragansett Electric - Melrose Chiller	51	Nathan P. Daggett	No	Nathan P. Daggett	5/8/2015	Follow Up
Narragansett Improvement Co.	35	Ian E. Jardin	No	Ian E. Jardin	12/17/2015	Follow Up
Narragansett Improvement Co.	35	Ian E. Jardin	No	Ian E. Jardin	6/8/2015	Follow Up
Narragansett Jewelry	11	Ian E. Jardin	Yes	Ian E. Jardin	12/2/2015	Follow Up
Narragansett Jewelry	11	Ian E. Jardin	Yes	SYSTEM	11/17/2015	Sample
Narragansett Jewelry	11	Ian E. Jardin	Yes	Ian E. Jardin	5/29/2015	Follow Up
Narragansett Jewelry	11	Ian E. Jardin	Yes	Ian E. Jardin	3/25/2015	Annual
Narragansett Jewelry	11	Ian E. Jardin	Yes	Ian E. Jardin	2/12/2015	Sample
Naseeb Corporation	85	Brandi-Lyn Colacone	No	Ryan Grasso	2/24/2015	Follow Up
National Amusements, Inc.	99	Brian E. Steere	No	Brian E. Steere	1/26/2015	Follow Up
NC Dental, Inc.	94	Travis Costa	No	Brian E. Steere	1/2/2015	Meeting
New Century Auto Body & Sales	74	Jared Urban	No	Jared Urban	11/30/2015	Follow Up
New Century Auto Body & Sales	74	Jared Urban	No	Jared Urban	7/15/2015	Initial Inspection
New England Petroleum Terminal, LLC.	59	Brian E. Steere	No	Brian E. Steere	12/30/2015	Follow Up
New England Petroleum Terminal, LLC.	59	Brian E. Steere	No	Brian E. Steere	6/22/2015	Follow Up
New England Petroleum Terminal, LLC.	59	Brian E. Steere	No	Brian E. Steere	1/15/2015	Follow Up
New Harvest Coffee	85	Michael McBurney	No	Michael McBurney	12/31/2015	Follow Up
New Hong Kong .	74	Brandi-Lyn Colacone	No	Ryan Grasso	1/23/2015	Initial Inspection
NGC INC.	81	Michael McBurney	No	SYSTEM	5/20/2015	Sample
NGC INC.	81	Michael McBurney	No	Michael McBurney	4/8/2015	Follow Up
Nice Slice	85	Michael McBurney	No	Michael McBurney	9/1/2015	Follow Up
Nickel Corporation	85	Brian E. Steere	No	Brian E. Steere	8/18/2015	Follow Up
Nickel Corporation	85	Brian E. Steere	No	Brian E. Steere	3/31/2015	Follow Up
Nick's Auto Body, Inc.	97	Michael McBurney	No	Michael McBurney	4/30/2015	Follow Up
NNC of Rhode Island, Inc.	97	Michael McBurney	No	Michael McBurney	5/27/2015	Follow Up
Nordstrom, Inc.	85	Brandi-Lyn Colacone	No	Ryan Grasso	7/21/2015	Follow Up
Northeast Remsco Construction, Inc.	40	Nathan Dean	Yes	Nathan Dean	1/15/2015	Annual
Northland Environmental LLC	43	Nathan P. Daggett	No	Nathan P. Daggett	10/23/2015	Follow Up
Northland Environmental LLC	43	Nathan P. Daggett	No	Nathan P. Daggett	6/10/2015	Follow Up
Nueva San Salvador Bakery, Inc.	81	Michael McBurney	No	Michael McBurney	1/30/2015	Follow Up
Number One Cleaners	92	Travis Costa	No	Travis Costa	7/24/2015	Follow Up
Oberlin	85	Michael McBurney	No	Michael McBurney	12/18/2015	Initial Inspection
Ocean State Laundry	92	Travis Costa	No	Travis Costa	8/6/2015	Follow Up
Ocean State Metals, Inc.	46	Travis Costa	No	Travis Costa	12/3/2015	Follow Up
Ocean State Metals, Inc.	46	Travis Costa	No	Travis Costa	10/22/2015	Follow Up
Ocean State Metals, Inc.	46	Travis Costa	No	Travis Costa	6/19/2015	Follow Up
Ocean State Peeled Potatoes	81	Kyle C. Gannon	No	Kyle C. Gannon	8/20/2015	Follow Up
Ocean State Peeled Potatoes	81	Kyle C. Gannon	No	SYSTEM	3/26/2015	Sample
Ocean State Sandwich Company	85	Michael McBurney	No	Michael McBurney	4/23/2015	Initial Inspection
Ogie's Trailer Park	85	Michael McBurney	No	Michael McBurney	3/24/2015	Initial Inspection
Oki's Japanese Steakhouse	85	Brian E. Steere	No	Brian E. Steere	9/18/2015	Initial Inspection
Old Canteen Restaurant	85	Brandi-Lyn Colacone	No	Ryan Grasso	4/17/2015	Follow Up
Olga's Cup and Saucer, Inc.	85	Brian E. Steere	No	Brian E. Steere	1/5/2015	Follow Up
Olneyville Fried Chicken, Inc.	71	Michael McBurney	No	Michael McBurney	9/15/2015	Follow Up
Olneyville Fried Chicken, Inc.	71	Michael McBurney	No	Michael McBurney	3/12/2015	Follow Up
Olneyville NY System	85	Jared Urban	No	Jared Urban	1/29/2015	Follow Up
Orbit Energy Rhode Island, LLC.	74	Nathan P. Daggett	No	Kerry Britt	11/30/2015	Meeting
Orbit Energy Rhode Island, LLC.	74	Nathan P. Daggett	No	Nathan P. Daggett	11/4/2015	Initial Inspection
OV's Restaurant	85	Brandi-Lyn Colacone	No	Ryan Grasso	6/12/2015	Follow Up
P.F. Chang's China Bistro, Inc.	85	Kyle C. Gannon	No	Kyle C. Gannon	5/7/2015	Follow Up
P.F. Chang's China Bistro, Inc.	85	Kyle C. Gannon	No	Kyle C. Gannon	1/26/2015	Follow Up
Pacific Seafood Market	71	Brandi-Lyn Colacone	No	Ryan Grasso	8/13/2015	Follow Up
Padilla Bakery	71	Kyle C. Gannon	No	Kyle C. Gannon	8/4/2015	Follow Up
Palmieri's Bakery	71	Michael McBurney	No	Michael McBurney	8/11/2015	Follow Up

**Field's Point  
Inspection History - 2015**

<b>Company</b>	<b>Category</b>	<b>Engineer Assigned</b>	<b>Significant</b>	<b>Inspected By</b>	<b>Date</b>	<b>Inspection Type</b>
Palmieri's Bakery	71	Michael McBurney	No	Michael McBurney	1/30/2015	Follow Up
Panaderia El Quetzal, Inc.	81	Brian E. Steere	No	Brian E. Steere	8/31/2015	Follow Up
Pandora's Products	71	Brian E. Steere	No	Brian E. Steere	1/15/2015	Follow Up
Pane E Vino	85	Brandi-Lyn Colacone	No	Ryan Grasso	4/17/2015	Follow Up
Panera Bread	85	Brian E. Steere	No	Brian E. Steere	1/26/2015	Follow Up
Passionflower, Inc.	85	Michael McBurney	No	Michael McBurney	3/5/2015	Follow Up
Pastiche	85	Michael McBurney	No	Michael McBurney	6/30/2015	Follow Up
Paul's Dry Cleaning Services, Inc.	92	Jared Urban	No	Jared Urban	1/26/2015	Follow Up
Pauly Penta's Italian Deli	85	Jared Urban	No	Jared Urban	3/31/2015	Follow Up
Pepper Dining, Inc.	85	Jared Urban	No	Jared Urban	8/18/2015	Follow Up
Periodontics, Inc.	99	Kyle C. Gannon	No	Kyle C. Gannon	3/25/2015	Follow Up
Pescatore's Seafood, Inc.	81	Brian E. Steere	No	Brian E. Steere	9/22/2015	Follow Up
PG Foods Inc.	85	Brandi-Lyn Colacone	No	Ryan Grasso	9/17/2015	Follow Up
Philip D. Barr, DDS	94	Jared Urban	No	Jared Urban	9/17/2015	Follow Up
Philip D. Barr, DDS	94	Jared Urban	No	Jared Urban	3/30/2015	Follow Up
Philip D. Barr, DDS	94	Jared Urban	No	Jared Urban	1/22/2015	Follow Up
Pho Paradise, Inc.	71	Michael McBurney	No	Michael McBurney	12/3/2015	Follow Up
Pho Paradise, Inc.	71	Michael McBurney	No	Michael McBurney	11/9/2015	Follow Up
Pho Paradise, Inc.	71	Michael McBurney	No	Michael McBurney	9/28/2015	Follow Up
Phoenix Dragon Restaurant	71	Jared Urban	No	Jared Urban	12/1/2015	Follow Up
Pierce Manor	86	Jared Urban	No	Jared Urban	4/27/2015	Follow Up
Pilgrim Screw Corporation	11	Ian E. Jardin	Yes	Ian E. Jardin	12/2/2015	Follow Up
Pilgrim Screw Corporation	11	Ian E. Jardin	Yes	SYSTEM	9/9/2015	Sample
Pilgrim Screw Corporation	11	Ian E. Jardin	Yes	Ian E. Jardin	5/29/2015	Follow Up
Pilgrim Screw Corporation	11	Ian E. Jardin	Yes	Ian E. Jardin	4/15/2015	Annual
Pilgrim Screw Corporation	11	Ian E. Jardin	Yes	Ian E. Jardin	3/10/2015	Follow Up
Pilgrim Screw Corporation	11	Ian E. Jardin	Yes	SYSTEM	3/5/2015	Sample
Pinkberry	85	Brian E. Steere	No	Brian E. Steere	1/26/2015	Follow Up
Pitos Restaurant I	85	Brandi-Lyn Colacone	No	Ryan Grasso	9/25/2015	Follow Up
Pitos Restaurant I	85	Brandi-Lyn Colacone	No	Ryan Grasso	7/30/2015	Follow Up
Pizza Palace	85	Jared Urban	No	Jared Urban	11/19/2015	Follow Up
Pizza Pie Er	85	Michael McBurney	No	Michael McBurney	6/30/2015	Follow Up
Pizza Queen	85	Jared Urban	No	Jared Urban	12/30/2015	Follow Up
Pizza Queen - Smith Street	85	Michael McBurney	No	Michael McBurney	8/28/2015	Initial Inspection
Pizza Queen - Smith Street	85	Michael McBurney	No	Brian E. Steere	6/4/2015	Meeting
Pocasset Bay Retirement Community	86	Michael McBurney	No	Michael McBurney	4/30/2015	Follow Up
Pocasset Mill Complex	78	Nathan Dean	No	Ian E. Jardin	3/20/2015	Industrial Area
Pocasset Mill Complex	78	Nathan Dean	No	Jared Urban	3/20/2015	Industrial Area
Pocasset Mill Complex	78	Nathan Dean	No	Ryan Grasso	3/20/2015	Industrial Area
Pollo Campero	85	Brandi-Lyn Colacone	No	Ryan Grasso	7/31/2015	Follow Up
Popeye's Chicken and Biscuits	85	Brian E. Steere	No	Brian E. Steere	1/26/2015	Follow Up
Port of Providence	78	Nathan Dean	No	Abigail Bernier	3/3/2015	Industrial Area
Port of Providence	78	Nathan Dean	No	Michael McBurney	3/3/2015	Industrial Area
Portion Meat Associates	81	Michael McBurney	No	Michael McBurney	1/30/2015	Initial Inspection
Portion Meat Associates, Inc.	71	Michael McBurney	No	Michael McBurney	1/30/2015	Follow Up
Portland Transmission	71	Kyle C. Gannon	No	Kyle C. Gannon	8/12/2015	Follow Up
Portland Transmission	71	Kyle C. Gannon	No	Kyle C. Gannon	6/30/2015	Follow Up
Portland Transmission	71	Kyle C. Gannon	No	Kyle C. Gannon	2/20/2015	Follow Up
Portland Transmission Co.	42	Kyle C. Gannon	No	Kyle C. Gannon	12/28/2015	Follow Up
Portland Transmission Co.	42	Kyle C. Gannon	No	Kyle C. Gannon	10/30/2015	Meeting
Portland Transmission Co.	42	Kyle C. Gannon	No	Kyle C. Gannon	9/15/2015	Follow Up
Portland Transmission Co.	42	Kyle C. Gannon	No	Kyle C. Gannon	8/12/2015	Initial Inspection
Pranzi Catering	85	Jared Urban	No	Jared Urban	5/29/2015	Follow Up
PRI I	85	Michael McBurney	No	Michael McBurney	4/30/2015	Follow Up
PRI I, LP	86	Michael McBurney	No	Michael McBurney	4/30/2015	Follow Up
Prince Enameling Company, Inc.	42	Jared Urban	No	Jared Urban	12/17/2015	Follow Up
Prince Enameling Company, Inc.	42	Jared Urban	No	Ryan Grasso	6/5/2015	Follow Up
Pristine Car Wash	71	Travis Costa	No	Travis Costa	11/3/2015	Follow Up
Pristine Car Wash	71	Travis Costa	No	Travis Costa	8/20/2015	Follow Up
Pristine Car Wash	71	Travis Costa	No	Travis Costa	4/13/2015	Follow Up
Pristine Car Wash	71	Travis Costa	No	Travis Costa	1/20/2015	Follow Up
Pristine Laundromat	71	Kyle C. Gannon	No	Kyle C. Gannon	10/30/2015	Follow Up
Pristine Laundromat	71	Kyle C. Gannon	No	Kyle C. Gannon	4/27/2015	Follow Up
Proprint Incorporated	93	Travis Costa	No	Travis Costa	5/21/2015	Follow Up
Prothera Biologics, Inc.	95	Ian E. Jardin	No	Ian E. Jardin	4/28/2015	Initial Inspection
Prov. College- Suite Building	86	Nathan P. Daggett	No	Nathan P. Daggett	4/24/2015	Follow Up
Prov. Journal Co. - Production Facility	24	Travis Costa	Yes	Travis Costa	12/3/2015	Follow Up

**Field's Point  
Inspection History - 2015**

<b>Company</b>	<b>Category</b>	<b>Engineer Assigned</b>	<b>Significant</b>	<b>Inspected By</b>	<b>Date</b>	<b>Inspection Type</b>
Prov. Journal Co. - Production Facility	24	Travis Costa	Yes	SYSTEM	10/22/2015	Sample
Prov. Journal Co. - Production Facility	24	Travis Costa	Yes	Travis Costa	10/22/2015	Follow Up
Prov. Journal Co. - Production Facility	24	Travis Costa	Yes	Travis Costa	6/24/2015	Annual
Prov. Journal Co. - Production Facility	24	Travis Costa	Yes	Travis Costa	4/1/2015	Follow Up
Prov. Journal Co. - Production Facility	24	Travis Costa	Yes	Travis Costa	2/24/2015	Sample
Providence Auto Body, Inc.	97	Travis Costa	No	Travis Costa	9/29/2015	Follow Up
Providence Coal Fired Pizza	85	Brandi-Lyn Colacone	No	Ryan Grasso	9/2/2015	Follow Up
Providence College - Aquinas Hall	86	Nathan P. Daggett	No	Nathan P. Daggett	4/24/2015	Follow Up
Providence College - Bedford Hall	86	Nathan P. Daggett	No	Nathan P. Daggett	4/24/2015	Follow Up
Providence College - Davis Hall	86	Nathan P. Daggett	No	Nathan P. Daggett	4/24/2015	Follow Up
Providence College - Ditragia Hall	86	Nathan P. Daggett	No	Nathan P. Daggett	4/24/2015	Follow Up
Providence College - Dore Hall	86	Nathan P. Daggett	No	Nathan P. Daggett	4/24/2015	Follow Up
Providence College - Fennell Hall	86	Nathan P. Daggett	No	Nathan P. Daggett	4/24/2015	Follow Up
Providence College - Guzman Hall	86	Nathan P. Daggett	No	Nathan P. Daggett	4/24/2015	Follow Up
Providence College - Italy Street	97	Nathan P. Daggett	No	Nathan P. Daggett	4/24/2015	Follow Up
Providence College - Joseph Hall	86	Nathan P. Daggett	No	Nathan P. Daggett	4/24/2015	Follow Up
Providence College - Mal Brown Hall	86	Nathan P. Daggett	No	Nathan P. Daggett	4/24/2015	Follow Up
Providence College - McDermott Hall	86	Nathan P. Daggett	No	Nathan P. Daggett	4/24/2015	Follow Up
Providence College - McVinney Hall	86	Nathan P. Daggett	No	Nathan P. Daggett	4/24/2015	Follow Up
Providence College - Meagher Hall	86	Nathan P. Daggett	No	Nathan P. Daggett	4/24/2015	Follow Up
Providence College- Cunningham Hall	86	Nathan P. Daggett	No	Nathan P. Daggett	4/24/2015	Follow Up
Providence College-Power Plant	53	Nathan P. Daggett	No	Nathan P. Daggett	4/24/2015	Follow Up
Providence College-St. Aquinas Priory	86	Nathan P. Daggett	No	Nathan P. Daggett	4/24/2015	Follow Up
Providence Community Health Centers, Inc	94	Travis Costa	No	Travis Costa	11/18/2015	Initial Inspection
Providence Community Health Centers, Inc	94	Travis Costa	No	Travis Costa	11/10/2015	Meeting
Providence Electroplating Works	41	Nathan P. Daggett	No	Nathan P. Daggett	12/7/2015	Follow Up
Providence Electroplating Works	41	Nathan P. Daggett	No	Nathan P. Daggett	6/4/2015	Follow Up
Providence Grille Inc.	71	Brian E. Steere	No	Brian E. Steere	10/5/2015	Follow Up
Providence KNC, Inc.	85	Jared Urban	No	Jared Urban	1/21/2015	Meeting
Providence Oyster Bar	85	Michael McBurney	No	Michael McBurney	11/16/2015	Follow Up
Providence Oyster Bar	85	Michael McBurney	No	Michael McBurney	1/26/2015	Follow Up
Providence Pizza Company	85	Brandi-Lyn Colacone	No	Ryan Grasso	7/8/2015	Follow Up
Providence Pizza Company	85	Brandi-Lyn Colacone	No	Ryan Grasso	1/21/2015	Initial Inspection
Providence Place Pockets	85	Jared Urban	No	Jared Urban	5/28/2015	Follow Up
Providence Prime	85	Michael McBurney	No	Michael McBurney	1/26/2015	Follow Up
Providence Schools	86	Ian E. Jardin	No	Ian E. Jardin	2/5/2015	Initial Inspection
Providence Specialty Products	34	Ian E. Jardin	Yes	Ian E. Jardin	12/9/2015	Follow Up
Providence Specialty Products	34	Ian E. Jardin	Yes	SYSTEM	10/28/2015	Sample
Providence Specialty Products	34	Ian E. Jardin	Yes	Ian E. Jardin	10/27/2015	Annual
Providence Specialty Products	34	Ian E. Jardin	Yes	SYSTEM	10/27/2015	Sample
Providence Specialty Products	34	Ian E. Jardin	Yes	Ian E. Jardin	6/9/2015	Follow Up
Providence Specialty Products	34	Ian E. Jardin	Yes	SYSTEM	4/15/2015	Sample
Providence Specialty Products	34	Ian E. Jardin	Yes	SYSTEM	4/13/2015	Sample
Putnam Street Laundromat Inc.	92	Michael McBurney	No	Michael McBurney	1/30/2015	Follow Up
Quality Beef Co., Inc.	81	Michael McBurney	No	Michael McBurney	2/27/2015	Follow Up
Quality Seafood	81	Brian E. Steere	No	Brian E. Steere	11/18/2015	Follow Up
Quality Spraying Technologies	27	Michael McBurney	No	Ian E. Jardin	12/15/2015	Follow Up
Quality Spraying Technologies	27	Michael McBurney	No	Ryan Grasso	9/22/2015	Meeting
Quality Spraying Technologies	27	Michael McBurney	No	Ryan Grasso	6/16/2015	Follow Up
Quest Diagnostics Inc. (Atwood)	95	Kyle C. Gannon	No	Kyle C. Gannon	2/26/2015	Follow Up
R & J Manufacturing Company	24	Kyle C. Gannon	No	Kyle C. Gannon	11/24/2015	Follow Up
R & J Manufacturing Company	24	Kyle C. Gannon	No	Kyle C. Gannon	6/22/2015	Follow Up
R. E. Sturdy Company, Inc.	11	Abigail Bernier	Yes	SYSTEM	11/9/2015	Sample
R. E. Sturdy Company, Inc.	11	Abigail Bernier	Yes	Abigail Bernier	11/3/2015	Follow Up
R. E. Sturdy Company, Inc.	11	Abigail Bernier	Yes	Abigail Bernier	9/3/2015	Follow Up
R. E. Sturdy Company, Inc.	11	Abigail Bernier	Yes	Abigail Bernier	6/9/2015	Follow Up
R. E. Sturdy Company, Inc.	11	Abigail Bernier	Yes	SYSTEM	4/23/2015	Sample
R. E. Sturdy Company, Inc.	11	Abigail Bernier	Yes	Abigail Bernier	1/22/2015	Annual
R.I. Beef & Veal, Incorporated	81	Ian E. Jardin	No	Ian E. Jardin	10/16/2015	Follow Up
R.I. Hospital - Coro Building	95	Nathan P. Daggett	No	Nathan P. Daggett	8/26/2015	Follow Up
R.I.P.T.A. - 750 Elmwood	37	Travis Costa	No	Travis Costa	12/17/2015	Follow Up
R.I.P.T.A. - 750 Elmwood	37	Travis Costa	No	Travis Costa	7/13/2015	Follow Up
R.I.P.T.A. - 750 Elmwood	37	Travis Costa	No	Travis Costa	6/25/2015	Follow Up
R.I.P.T.A. - Bus Cleaning	37	Travis Costa	No	Travis Costa	12/17/2015	Follow Up
R.I.P.T.A. - Bus Cleaning	37	Travis Costa	No	Travis Costa	7/13/2015	Follow Up
R.I.P.T.A. - Bus Cleaning	37	Travis Costa	No	Travis Costa	6/25/2015	Follow Up
R.I.P.T.A. - Para-Transit Facility	37	Travis Costa	No	Travis Costa	12/17/2015	Follow Up

**Field's Point  
Inspection History - 2015**

<b>Company</b>	<b>Category</b>	<b>Engineer Assigned</b>	<b>Significant</b>	<b>Inspected By</b>	<b>Date</b>	<b>Inspection Type</b>
R.I.P.T.A. - Para-Transit Facility	37	Travis Costa	No	Travis Costa	7/13/2015	Follow Up
R.I.P.T.A. - Para-Transit Facility	37	Travis Costa	No	Travis Costa	6/25/2015	Follow Up
R.I.P.T.A.-New Bus Facility	37	Travis Costa	No	Travis Costa	12/17/2015	Follow Up
R.I.P.T.A.-New Bus Facility	37	Travis Costa	No	Travis Costa	9/30/2015	Meeting
R.I.P.T.A.-New Bus Facility	37	Travis Costa	No	Travis Costa	9/15/2015	Meeting
R.I.P.T.A.-New Bus Facility	37	Travis Costa	No	Travis Costa	7/13/2015	Follow Up
R.I.P.T.A.-New Bus Facility	37	Travis Costa	No	Kerry Britt	6/30/2015	Meeting
R.I.P.T.A.-New Bus Facility	37	Travis Costa	No	Travis Costa	6/25/2015	Follow Up
RAA, Inc.	85	Brian E. Steere	No	Brian E. Steere	4/16/2015	Follow Up
Rainbow Cleaners, Inc.	92	Michael McBurney	No	Michael McBurney	2/27/2015	Follow Up
Ralde LLC	92	Michael McBurney	No	Michael McBurney	9/1/2015	Meeting
Rangina, Inc.	85	Brandi-Lyn Colacone	No	Ryan Grasso	5/15/2015	Follow Up
Ran-Zan	85	Brandi-Lyn Colacone	No	Ryan Grasso	2/12/2015	Follow Up
Rasmey Corp.	85	Brandi-Lyn Colacone	No	Ryan Grasso	4/8/2015	Follow Up
RCJ Inc.	85	Jared Urban	No	Jared Urban	3/25/2015	Follow Up
Reali's Fine Italian Cuisine	85	Jared Urban	No	Jared Urban	3/31/2015	Follow Up
Reali's Fine Italian Cuisine	85	Jared Urban	No	Jared Urban	1/13/2015	Follow Up
Red Ginger	85	Kyle C. Gannon	No	Kyle C. Gannon	9/22/2015	Follow Up
Renaissance Providence	86	Michael McBurney	No	Michael McBurney	9/23/2015	Follow Up
Restaurant Associates of Prov. LLC I	85	Brandi-Lyn Colacone	No	Ryan Grasso	8/6/2015	Follow Up
Restaurant Associates of Prov. LLC II	85	Brandi-Lyn Colacone	No	Ryan Grasso	8/6/2015	Follow Up
Restaurant Associates of Prov. LLC III	85	Brandi-Lyn Colacone	No	Ryan Grasso	9/2/2015	Follow Up
Restaurant Associates of Prov. LLC III	85	Brandi-Lyn Colacone	No	Ryan Grasso	8/6/2015	Initial Inspection
Restaurant City	60	Michael McBurney	No	Michael McBurney	2/11/2015	Initial Inspection
Rhode Island Billiards Club	85	Brian E. Steere	No	Brian E. Steere	3/30/2015	Follow Up
Rhode Island Blood Center	95	Brian E. Steere	No	Brian E. Steere	5/12/2015	Follow Up
Rhode Island Chemical Corporation	43	Travis Costa	No	Travis Costa	12/14/2015	Follow Up
Rhode Island Chemical Corporation	43	Travis Costa	No	Travis Costa	6/17/2015	Follow Up
Rhode Island College - Connection 1	89	Brian E. Steere	No	Brian E. Steere	6/29/2015	Follow Up
Rhode Island College - Connection 2	43	Brian E. Steere	No	Brian E. Steere	12/15/2015	Follow Up
Rhode Island College - Connection 2	43	Brian E. Steere	No	Brian E. Steere	6/29/2015	Follow Up
Rhode Island College - Connection 3	99	Brian E. Steere	No	Brian E. Steere	6/29/2015	Follow Up
Rhode Island College - Connection 4	86	Brian E. Steere	No	Brian E. Steere	6/29/2015	Follow Up
Rhode Island Convention Center	86	Kyle C. Gannon	No	Kyle C. Gannon	4/8/2015	Follow Up
Rhode Island Favorite Chicken III, LLC	85	Brian E. Steere	No	Brian E. Steere	1/8/2015	Follow Up
Rhode Island Heat Treating Co.	51	Nathan P. Daggett	No	Nathan P. Daggett	12/4/2015	Follow Up
Rhode Island Heat Treating Co.	51	Nathan P. Daggett	No	Nathan P. Daggett	6/4/2015	Follow Up
Rhode Island Recycled Metals, LLC.	71	Nathan P. Daggett	No	Nathan P. Daggett	10/27/2015	Follow Up
Rhode Island Recycled Metals, LLC.	71	Nathan P. Daggett	No	Nathan P. Daggett	5/22/2015	Follow Up
Rhode Island Resource Recovery Corp.	34	Nathan P. Daggett	Yes	SYSTEM	12/15/2015	Sample
Rhode Island Resource Recovery Corp.	34	Nathan P. Daggett	Yes	Nathan P. Daggett	12/3/2015	Annual
Rhode Island Resource Recovery Corp.	34	Nathan P. Daggett	Yes	SYSTEM	11/17/2015	Sample
Rhode Island Resource Recovery Corp.	34	Nathan P. Daggett	Yes	SYSTEM	10/27/2015	Sample
Rhode Island Resource Recovery Corp.	34	Nathan P. Daggett	Yes	Nathan P. Daggett	10/22/2015	Follow Up
Rhode Island Resource Recovery Corp.	34	Nathan P. Daggett	Yes	Kerry Britt	10/21/2015	Meeting
Rhode Island Resource Recovery Corp.	34	Nathan P. Daggett	Yes	SYSTEM	9/29/2015	Sample
Rhode Island Resource Recovery Corp.	34	Nathan P. Daggett	Yes	SYSTEM	8/25/2015	Sample
Rhode Island Resource Recovery Corp.	34	Nathan P. Daggett	Yes	Nathan P. Daggett	8/20/2015	Sample
Rhode Island Resource Recovery Corp.	34	Nathan P. Daggett	Yes	SYSTEM	8/17/2015	Sample
Rhode Island Resource Recovery Corp.	34	Nathan P. Daggett	Yes	SYSTEM	8/3/2015	Sample
Rhode Island Resource Recovery Corp.	34	Nathan P. Daggett	Yes	SYSTEM	7/28/2015	Sample
Rhode Island Resource Recovery Corp.	34	Nathan P. Daggett	Yes	SYSTEM	7/22/2015	Sample
Rhode Island Resource Recovery Corp.	34	Nathan P. Daggett	Yes	SYSTEM	7/21/2015	Sample
Rhode Island Resource Recovery Corp.	34	Nathan P. Daggett	Yes	SYSTEM	7/13/2015	Sample
Rhode Island Resource Recovery Corp.	34	Nathan P. Daggett	Yes	SYSTEM	7/8/2015	Sample
Rhode Island Resource Recovery Corp.	34	Nathan P. Daggett	Yes	SYSTEM	6/30/2015	Sample
Rhode Island Resource Recovery Corp.	34	Nathan P. Daggett	Yes	SYSTEM	6/25/2015	Sample
Rhode Island Resource Recovery Corp.	34	Nathan P. Daggett	Yes	Nathan P. Daggett	6/17/2015	Sample
Rhode Island Resource Recovery Corp.	34	Nathan P. Daggett	Yes	SYSTEM	6/10/2015	Sample
Rhode Island Resource Recovery Corp.	34	Nathan P. Daggett	Yes	SYSTEM	6/9/2015	Sample
Rhode Island Resource Recovery Corp.	34	Nathan P. Daggett	Yes	SYSTEM	6/3/2015	Sample
Rhode Island Resource Recovery Corp.	34	Nathan P. Daggett	Yes	SYSTEM	5/28/2015	Sample
Rhode Island Resource Recovery Corp.	34	Nathan P. Daggett	Yes	SYSTEM	5/19/2015	Sample
Rhode Island Resource Recovery Corp.	34	Nathan P. Daggett	Yes	SYSTEM	5/18/2015	Sample
Rhode Island Resource Recovery Corp.	34	Nathan P. Daggett	Yes	Nathan P. Daggett	5/13/2015	Investigation
Rhode Island Resource Recovery Corp.	34	Nathan P. Daggett	Yes	SYSTEM	5/13/2015	Sample
Rhode Island Resource Recovery Corp.	34	Nathan P. Daggett	Yes	SYSTEM	5/12/2015	Sample

**Field's Point  
Inspection History - 2015**

<b>Company</b>	<b>Category</b>	<b>Engineer Assigned</b>	<b>Significant</b>	<b>Inspected By</b>	<b>Date</b>	<b>Inspection Type</b>
Rhode Island Resource Recovery Corp.	34	Nathan P. Daggett	Yes	SYSTEM	5/11/2015	Sample
Rhode Island Resource Recovery Corp.	34	Nathan P. Daggett	Yes	SYSTEM	5/5/2015	Sample
Rhode Island Resource Recovery Corp.	34	Nathan P. Daggett	Yes	SYSTEM	5/4/2015	Sample
Rhode Island Resource Recovery Corp.	34	Nathan P. Daggett	Yes	SYSTEM	4/28/2015	Sample
Rhode Island Resource Recovery Corp.	34	Nathan P. Daggett	Yes	Kerry Britt	4/27/2015	Meeting
Rhode Island Resource Recovery Corp.	34	Nathan P. Daggett	Yes	SYSTEM	4/27/2015	Sample
Rhode Island Resource Recovery Corp.	34	Nathan P. Daggett	Yes	SYSTEM	4/21/2015	Sample
Rhode Island Resource Recovery Corp.	34	Nathan P. Daggett	Yes	SYSTEM	4/20/2015	Sample
Rhode Island Resource Recovery Corp.	34	Nathan P. Daggett	Yes	Nathan P. Daggett	4/15/2015	Sample
Rhode Island Resource Recovery Corp.	34	Nathan P. Daggett	Yes	Nathan P. Daggett	4/14/2015	Sample
Rhode Island Resource Recovery Corp.	34	Nathan P. Daggett	Yes	Kerry Britt	4/8/2015	Follow Up
Rhode Island Resource Recovery Corp.	34	Nathan P. Daggett	Yes	SYSTEM	4/7/2015	Sample
Rhode Island Resource Recovery Corp.	34	Nathan P. Daggett	Yes	SYSTEM	4/6/2015	Sample
Rhode Island Resource Recovery Corp.	34	Nathan P. Daggett	Yes	SYSTEM	4/2/2015	Sample
Rhode Island Resource Recovery Corp.	34	Nathan P. Daggett	Yes	SYSTEM	4/1/2015	Sample
Rhode Island Resource Recovery Corp.	34	Nathan P. Daggett	Yes	SYSTEM	3/25/2015	Sample
Rhode Island Resource Recovery Corp.	34	Nathan P. Daggett	Yes	Nathan P. Daggett	3/19/2015	Sample
Rhode Island Resource Recovery Corp.	34	Nathan P. Daggett	Yes	Nathan P. Daggett	3/11/2015	Sample
Rhode Island Resource Recovery Corp.	34	Nathan P. Daggett	Yes	Nathan P. Daggett	3/9/2015	Follow Up
Rhode Island Resource Recovery Corp.	34	Nathan P. Daggett	Yes	SYSTEM	2/24/2015	Sample
Rhode Island Resource Recovery Corp.	34	Nathan P. Daggett	Yes	Kerry Britt	2/13/2015	Follow Up
Rhode Island Resource Recovery Corp.	34	Nathan P. Daggett	Yes	Nathan P. Daggett	1/29/2015	Sample
Rhode Island Resource Recovery Corp.	34	Nathan P. Daggett	Yes	SYSTEM	1/29/2015	Sample
Rhode Island Resource Recovery Corp.	34	Nathan P. Daggett	Yes	Nathan P. Daggett	1/13/2015	Sample
Rhode Rockets Inc.	85	Michael McBurney	No	Michael McBurney	7/28/2015	Follow Up
Rhode Rockets, Inc.	85	Michael McBurney	No	Michael McBurney	5/5/2015	Follow Up
RI Community Food Bank	85	Jared Urban	No	Jared Urban	2/25/2015	Follow Up
RIBC Properties, LLC	95	Brian E. Steere	No	Brian E. Steere	5/12/2015	Follow Up
Rich Group	52	Travis Costa	No	Travis Costa	12/10/2015	Follow Up
Rich Group	52	Travis Costa	No	Travis Costa	6/19/2015	Follow Up
RISD - 15 Westminster Street	86	Kyle C. Gannon	No	Kyle C. Gannon	3/30/2015	Follow Up
RISD - 355 South Water Street	60	Kyle C. Gannon	No	Kyle C. Gannon	4/13/2015	Initial Inspection
RISD - Auditorium	84	Kyle C. Gannon	No	Kyle C. Gannon	10/21/2015	Follow Up
RISD - Bank Building	99	Kyle C. Gannon	No	Kyle C. Gannon	6/29/2015	Follow Up
RISD - Bank Building	99	Kyle C. Gannon	No	Kyle C. Gannon	3/30/2015	Follow Up
RISD - Bayard-Ewing Building	99	Kyle C. Gannon	No	Kyle C. Gannon	10/21/2015	Follow Up
RISD - Benson Hall	24	Kyle C. Gannon	No	Kyle C. Gannon	12/23/2015	Follow Up
RISD - Benson Hall	24	Kyle C. Gannon	No	Kyle C. Gannon	6/29/2015	Follow Up
RISD - Central Power Plant	52	Kyle C. Gannon	No	Kyle C. Gannon	12/23/2015	Follow Up
RISD - Central Power Plant	52	Kyle C. Gannon	No	Kyle C. Gannon	6/29/2015	Follow Up
RISD - College Building	23	Kyle C. Gannon	No	Kyle C. Gannon	12/23/2015	Follow Up
RISD - College Building	23	Kyle C. Gannon	No	Kyle C. Gannon	6/29/2015	Follow Up
RISD - Design Center	93	Kyle C. Gannon	No	Kyle C. Gannon	10/21/2015	Follow Up
RISD - Dexter House Garage	99	Kyle C. Gannon	No	Kyle C. Gannon	10/21/2015	Follow Up
RISD - Dyer Street	60	Kyle C. Gannon	No	Kyle C. Gannon	3/30/2015	Initial Inspection
RISD - East Hall	86	Kyle C. Gannon	No	Kyle C. Gannon	10/21/2015	Follow Up
RISD - Fletcher Building	99	Kyle C. Gannon	No	Kyle C. Gannon	3/30/2015	Follow Up
RISD - Homer Hall	86	Kyle C. Gannon	No	Kyle C. Gannon	10/21/2015	Follow Up
RISD - Industrial Design Building	99	Kyle C. Gannon	No	Kyle C. Gannon	10/21/2015	Follow Up
RISD - Market House	84	Kyle C. Gannon	No	Kyle C. Gannon	10/21/2015	Follow Up
RISD - Mason (CIT) Building	99	Kyle C. Gannon	No	Kyle C. Gannon	3/30/2015	Follow Up
RISD - Memorial Hall	99	Kyle C. Gannon	No	Kyle C. Gannon	10/21/2015	Follow Up
RISD - Metcalf Building	43	Kyle C. Gannon	No	Kyle C. Gannon	12/23/2015	Follow Up
RISD - Metcalf Building	43	Kyle C. Gannon	No	Kyle C. Gannon	6/29/2015	Follow Up
RISD - Nickerson Hall	86	Kyle C. Gannon	No	Kyle C. Gannon	10/21/2015	Follow Up
RISD - Refectory	85	Kyle C. Gannon	No	Kyle C. Gannon	10/21/2015	Follow Up
RISD - South Hall	86	Kyle C. Gannon	No	Kyle C. Gannon	10/21/2015	Follow Up
RISD - Washington Building	99	Kyle C. Gannon	No	Kyle C. Gannon	10/21/2015	Follow Up
RISD - Waterman Building	99	Kyle C. Gannon	No	Kyle C. Gannon	10/21/2015	Follow Up
RISD - Winston Clock Tower	53	Kyle C. Gannon	No	Kyle C. Gannon	12/23/2015	Follow Up
RISD - Winston Clock Tower	53	Kyle C. Gannon	No	Kyle C. Gannon	6/29/2015	Follow Up
RISD-Colonial Apartments	86	Kyle C. Gannon	No	Kyle C. Gannon	10/21/2015	Follow Up
RISD-Illustration Studies Building	84	Kyle C. Gannon	No	Kyle C. Gannon	10/21/2015	Follow Up
RISD-What Cheer Garage	84	Kyle C. Gannon	No	Kyle C. Gannon	10/21/2015	Follow Up
Rita's Pizza	85	Jared Urban	No	Jared Urban	2/25/2015	Follow Up
RJ Franco Inc.	85	Jared Urban	No	Jared Urban	5/29/2015	Follow Up
Roberts Polishing	46	Kyle C. Gannon	No	Kyle C. Gannon	11/24/2015	Follow Up



**Field's Point  
Inspection History - 2015**

<b>Company</b>	<b>Category</b>	<b>Engineer Assigned</b>	<b>Significant</b>	<b>Inspected By</b>	<b>Date</b>	<b>Inspection Type</b>
Roberts Polishing	46	Kyle C. Gannon	No	Kyle C. Gannon	6/22/2015	Follow Up
Roma LLC	85	Brian E. Steere	No	Brian E. Steere	4/16/2015	Follow Up
Ronit Corporation	85	Kyle C. Gannon	No	Kyle C. Gannon	4/27/2015	Follow Up
Ron's Pastry Gourmet	81	Kyle C. Gannon	No	Kyle C. Gannon	8/31/2015	Follow Up
Rosalina - RI	85	Brandi-Lyn Colacone	No	Ryan Grasso	9/10/2015	Follow Up
Rossi's Cold Cuts & Deli	85	Michael McBurney	No	Michael McBurney	12/28/2015	Follow Up
Roundgrille, Inc.	85	Michael McBurney	No	Michael McBurney	4/22/2015	Follow Up
Royal Little Drive Industrial Park	78	Nathan Dean	No	Nathan P. Daggett	12/23/2015	Industrial Area
Ruby Thai Providence Place, Inc.	85	Jared Urban	No	Jared Urban	1/5/2015	Follow Up
Ruby Tuesday #4628	85	Brandi-Lyn Colacone	No	Ryan Grasso	7/28/2015	Follow Up
Ruby, Inc.	85	Michael McBurney	No	Michael McBurney	7/16/2015	Meeting
Ruby, Inc.	85	Michael McBurney	No	Michael McBurney	4/27/2015	Initial Inspection
Rue Bis	85	Brandi-Lyn Colacone	No	Ryan Grasso	2/26/2015	Follow Up
Rue De L'Espoir	71	Kyle C. Gannon	No	Kyle C. Gannon	8/11/2015	Follow Up
RVS Mfg. Co.	41	Travis Costa	No	Travis Costa	12/10/2015	Follow Up
RVS Mfg. Co.	41	Travis Costa	No	Travis Costa	10/5/2015	Follow Up
RVS Mfg. Co.	41	Travis Costa	No	Travis Costa	5/29/2015	Follow Up
RVS Mfg. Co.	41	Travis Costa	No	Travis Costa	2/18/2015	Follow Up
S&D Eddy, LLC	85	Brian E. Steere	No	Brian E. Steere	8/18/2015	Follow Up
S&D Eddy, LLC	85	Brian E. Steere	No	Brian E. Steere	4/10/2015	Follow Up
SAC Inc.	85	Brian E. Steere	No	Brian E. Steere	5/4/2015	Follow Up
Sage Manufacturing Company, Inc.	43	Ian E. Jardin	No	Ian E. Jardin	12/2/2015	Follow Up
Sage Manufacturing Company, Inc.	43	Ian E. Jardin	No	Ian E. Jardin	5/29/2015	Follow Up
Saint Elizabeth Assisted Living	86	Jared Urban	No	Jared Urban	2/24/2015	Follow Up
Sakura Japan	71	Kyle C. Gannon	No	Kyle C. Gannon	1/26/2015	Follow Up
Salvatore Mancini Resource and Activity	86	Jared Urban	No	Jared Urban	3/31/2015	Follow Up
Sam's New York System	85	Jared Urban	No	Jared Urban	7/21/2015	Follow Up
Samuel Sinclair Dental Center	94	Nathan P. Daggett	No	Nathan P. Daggett	9/10/2015	Follow Up
Samuel Sinclair Dental Center	94	Nathan P. Daggett	No	Nathan P. Daggett	8/26/2015	Follow Up
Sangtong, LLC	85	Michael McBurney	No	Michael McBurney	2/19/2015	Follow Up
Saptagiri LLC	85	Brandi-Lyn Colacone	No	Ryan Grasso	3/25/2015	Follow Up
Sara Foods LLC	74	Michael McBurney	No	Michael McBurney	6/30/2015	Initial Inspection
Scialo Bros. Bakery	81	Michael McBurney	No	Michael McBurney	1/30/2015	Follow Up
Sea Coast Investment Corp	74	Jared Urban	No	Jared Urban	11/13/2015	Meeting
Sea Coast Investment Corp	74	Jared Urban	No	Jared Urban	8/5/2015	Meeting
Sea Coast Investment Corp	74	Jared Urban	No	Jared Urban	7/22/2015	Meeting
Sedna Seafoods, LLC	81	Brandi-Lyn Colacone	No	Ryan Grasso	9/14/2015	Follow Up
Serendipity Heaven	85	Brian E. Steere	No	Brian E. Steere	11/20/2015	Initial Inspection
Seven Sisters Restaurant	85	Michael McBurney	No	Michael McBurney	3/13/2015	Initial Inspection
Seven Stars Bakery	85	Kyle C. Gannon	No	Kyle C. Gannon	5/18/2015	Follow Up
Seven Stars Bakery (Broadway)	85	Kyle C. Gannon	No	Kyle C. Gannon	5/18/2015	Follow Up
Shanghai Restaurant Inc.	85	Brandi-Lyn Colacone	No	Ryan Grasso	7/24/2015	Follow Up
Shanghai Restaurant Inc.	85	Brandi-Lyn Colacone	No	Ryan Grasso	7/21/2015	Follow Up
Shanghai Restaurant Inc.	85	Brandi-Lyn Colacone	No	Ryan Grasso	2/12/2015	Follow Up
Shark Sushi Bar & Grill	85	Jared Urban	No	Jared Urban	9/17/2015	Follow Up
Shell Oil Company	97	Brandi-Lyn Colacone	No	Brian E. Steere	11/17/2015	Follow Up
Shell Oil Company	97	Brandi-Lyn Colacone	No	Ryan Grasso	4/21/2015	Follow Up
Shell Oil Products Company	97	Brandi-Lyn Colacone	No	Ryan Grasso	8/17/2015	Follow Up
Shore's Market, Inc.	82	Jared Urban	No	Jared Urban	7/21/2015	Follow Up
Sicilia's Pizzeria	85	Brian E. Steere	No	Brian E. Steere	4/16/2015	Follow Up
Sidebar Inc. LLC	71	Brandi-Lyn Colacone	No	Ryan Grasso	3/26/2015	Follow Up
Siena, Inc.	85	Michael McBurney	No	Michael McBurney	4/27/2015	Follow Up
Simplex Engine & Machine, Inc.	42	Kyle C. Gannon	No	Kyle C. Gannon	12/11/2015	Follow Up
Simplex Engine & Machine, Inc.	42	Kyle C. Gannon	No	Kyle C. Gannon	6/30/2015	Follow Up
Simply Seasonal	85	Michael McBurney	No	Michael McBurney	8/28/2015	Follow Up
Smith Hill Laundromat	92	Brandi-Lyn Colacone	No	Ryan Grasso	5/22/2015	Follow Up
Snow Associates	84	Kyle C. Gannon	No	Kyle C. Gannon	9/18/2015	Follow Up
Snowflake Teahouse, LLC	85	Jared Urban	No	Jared Urban	5/28/2015	Initial Inspection
Something Different	81	Brian E. Steere	No	Brian E. Steere	12/18/2015	Follow Up
Sophia Laundromat Inc.	92	Jared Urban	No	Jared Urban	11/30/2015	Follow Up
South Providence Industrial Area II	78	Nathan Dean	No	Abigail Bernier	12/8/2015	Industrial Area
South Providence Industrial Area II	78	Nathan Dean	No	Jared Urban	12/8/2015	Industrial Area
South Providence Industrial Area III	78	Nathan Dean	No	Ian E. Jardin	3/17/2015	Industrial Area
South Providence Industrial Area III	78	Nathan Dean	No	Ryan Grasso	3/17/2015	Industrial Area
South Street Cafe	71	Michael McBurney	No	Michael McBurney	2/10/2015	Follow Up
Spats	71	Kyle C. Gannon	No	Kyle C. Gannon	4/30/2015	Follow Up
Spectrum Coatings Lab. Inc.	46	Nathan P. Daggett	No	Nathan P. Daggett	12/4/2015	Follow Up

**Field's Point  
Inspection History - 2015**

<b>Company</b>	<b>Category</b>	<b>Engineer Assigned</b>	<b>Significant</b>	<b>Inspected By</b>	<b>Date</b>	<b>Inspection Type</b>
Spectrum Coatings Lab. Inc.	46	Nathan P. Daggett	No	Nathan P. Daggett	6/4/2015	Follow Up
Speedway	60	Michael McBurney	No	Michael McBurney	7/31/2015	Initial Inspection
Speedway (Smithfield Ave.)	74	Michael McBurney	No	Michael McBurney	9/1/2015	Initial Inspection
Speedy Auto Service by Monro	97	Kyle C. Gannon	No	Kyle C. Gannon	11/23/2015	Follow Up
Speedy Pizza	85	Brian E. Steere	No	Brian E. Steere	3/30/2015	Follow Up
Spike's Junkyard Dogs	85	Michael McBurney	No	Michael McBurney	6/30/2015	Follow Up
Sprague Energy Corporation	52	Ian E. Jardin	No	Ian E. Jardin	12/10/2015	Follow Up
Sprague Energy Corporation	52	Ian E. Jardin	No	Ian E. Jardin	6/8/2015	Follow Up
Starbucks Coffee Company #7419	85	Michael McBurney	No	Michael McBurney	9/1/2015	Follow Up
Steere House Nursing Center	86	Michael McBurney	No	Michael McBurney	3/31/2015	Follow Up
Sterling Cleaners	74	Brian E. Steere	No	Brian E. Steere	6/5/2015	Follow Up
Sterling Cleaners	74	Brian E. Steere	No	Brian E. Steere	5/28/2015	Follow Up
Stock Culinary Goods	85	Travis Costa	No	Travis Costa	8/17/2015	Follow Up
Stock Culinary Goods	85	Travis Costa	No	Travis Costa	2/11/2015	Follow Up
Strip Buildings	78	Nathan Dean	No	Kyle C. Gannon	4/23/2015	Industrial Area
Strip Buildings	78	Nathan Dean	No	Travis Costa	4/23/2015	Industrial Area
Subway (Atwood Ave.)	85	Jared Urban	No	Jared Urban	5/20/2015	Follow Up
Subway (Westminster Street)	85	Kyle C. Gannon	No	Kyle C. Gannon	5/26/2015	Follow Up
Sugar Coated Heaven	71	Michael McBurney	No	Michael McBurney	3/31/2015	Follow Up
Summit R.I. SNF LLC	86	Jared Urban	No	Jared Urban	5/28/2015	Follow Up
Sur La Table	85	Kyle C. Gannon	No	Kyle C. Gannon	7/16/2015	Follow Up
Sur La Table	85	Kyle C. Gannon	No	Kyle C. Gannon	1/26/2015	Initial Inspection
Sura 153, Inc.	85	Brandi-Lyn Colacone	No	Ryan Grasso	5/29/2015	Follow Up
Surface Coatings Division, MFB LLC	11	Ian E. Jardin	Yes	Ian E. Jardin	12/8/2015	Sample
Surface Coatings Division, MFB LLC	11	Ian E. Jardin	Yes	Ian E. Jardin	12/2/2015	Follow Up
Surface Coatings Division, MFB LLC	11	Ian E. Jardin	Yes	Ian E. Jardin	6/10/2015	Annual
Surface Coatings Division, MFB LLC	11	Ian E. Jardin	Yes	Ian E. Jardin	3/18/2015	Sample
Sutus, Inc.	85	Brandi-Lyn Colacone	No	Ryan Grasso	7/10/2015	Follow Up
Sutus, Inc.	85	Brandi-Lyn Colacone	No	Ryan Grasso	1/16/2015	Follow Up
Swan Point Cemetery	97	Travis Costa	No	Travis Costa	4/16/2015	Follow Up
Swash Express Auto Wash	71	Kyle C. Gannon	No	Kyle C. Gannon	9/15/2015	Follow Up
Sweet Orange, LLC	85	Brian E. Steere	No	Brian E. Steere	4/16/2015	Follow Up
SWG Promotions, LLC	99	Brandi-Lyn Colacone	No	Ryan Grasso	1/20/2015	Follow Up
T&N Restaurant	85	Brian E. Steere	No	Brian E. Steere	8/18/2015	Initial Inspection
T&W Chinese Restaurant, Inc	85	Michael McBurney	No	Michael McBurney	10/21/2015	Follow Up
T.J.N. Restaurant, Inc.	85	Jared Urban	No	Jared Urban	11/19/2015	Follow Up
Taco Bell	85	Brian E. Steere	No	Brian E. Steere	1/26/2015	Follow Up
Tadka India	71	Kyle C. Gannon	No	Kyle C. Gannon	1/26/2015	Follow Up
Tallulah's Taqueria	85	Kyle C. Gannon	No	Kyle C. Gannon	3/25/2015	Initial Inspection
Taso's N.Y. System, Inc.	71	Jared Urban	No	Jared Urban	5/20/2015	Follow Up
Technodic, Inc.	11	Ian E. Jardin	Yes	SYSTEM	11/23/2015	Sample
Technodic, Inc.	11	Ian E. Jardin	Yes	Ian E. Jardin	11/19/2015	Follow Up
Technodic, Inc.	11	Ian E. Jardin	Yes	Ian E. Jardin	9/30/2015	Annual
Technodic, Inc.	11	Ian E. Jardin	Yes	Ian E. Jardin	6/17/2015	Follow Up
Technodic, Inc.	11	Ian E. Jardin	Yes	Ian E. Jardin	3/10/2015	Sample
Technodic, Inc.	11	Ian E. Jardin	Yes	Ian E. Jardin	1/26/2015	Follow Up
Tedesco's Sausage Shop	81	Brian E. Steere	No	Brian E. Steere	5/14/2015	Follow Up
Tercat Tool & Die Company, Inc.	46	Ian E. Jardin	No	Ian E. Jardin	12/9/2015	Follow Up
Tercat Tool & Die Company, Inc.	46	Ian E. Jardin	No	Ian E. Jardin	6/1/2015	Follow Up
Teriyaki House	85	Jared Urban	No	Jared Urban	3/25/2015	Follow Up
The Abbey	85	Michael McBurney	No	Michael McBurney	8/13/2015	Follow Up
The Allied Group	24	Kyle C. Gannon	No	Kyle C. Gannon	12/28/2015	Follow Up
The Allied Group	24	Kyle C. Gannon	No	Kyle C. Gannon	7/21/2015	Follow Up
The Allied Group	24	Kyle C. Gannon	No	Kyle C. Gannon	6/10/2015	Follow Up
The Cheesecake Factory Restaurants, Inc.	85	Michael McBurney	No	Michael McBurney	9/23/2015	Follow Up
The Cheesecake Factory Restaurants, Inc.	85	Michael McBurney	No	Michael McBurney	7/28/2015	Follow Up
The Corporate Cafe'	85	Brandi-Lyn Colacone	No	Ryan Grasso	2/25/2015	Follow Up
The Cutting Board Deli	71	Michael McBurney	No	Michael McBurney	5/7/2015	Follow Up
The Cutting Board Deli	71	Michael McBurney	No	Michael McBurney	4/22/2015	Initial Inspection
The Flames, Inc.	74	Michael McBurney	No	Michael McBurney	6/1/2015	Follow Up
The Foundry Associates	37	Travis Costa	No	Travis Costa	12/3/2015	Follow Up
The Foundry Associates	37	Travis Costa	No	Travis Costa	6/22/2015	Follow Up
The Foundry Associates	37	Travis Costa	No	Travis Costa	4/8/2015	Follow Up
The Grange	85	Brian E. Steere	No	Brian E. Steere	7/21/2015	Initial Inspection
The Great Lakes Group	85	Brian E. Steere	No	Brian E. Steere	1/8/2015	Follow Up
The Little Inn	71	Michael McBurney	No	Michael McBurney	2/26/2015	Follow Up
The Little Inn	71	Michael McBurney	No	Michael McBurney	2/18/2015	Follow Up

**Field's Point  
Inspection History - 2015**

<b>Company</b>	<b>Category</b>	<b>Engineer Assigned</b>	<b>Significant</b>	<b>Inspected By</b>	<b>Date</b>	<b>Inspection Type</b>
The Original Italian Bakery, Inc.	81	Brian E. Steere	No	Brian E. Steere	6/26/2015	Follow Up
The Original Italian Bakery, Inc.	81	Brian E. Steere	No	Brian E. Steere	6/22/2015	Follow Up
The Original Italian Bakery, Inc.	81	Brian E. Steere	No	Brian E. Steere	5/12/2015	Follow Up
The Pious Society of the Missionary St.	60	Brian E. Steere	No	Brian E. Steere	2/27/2015	Follow Up
The Pizza Gourmet	85	Michael McBurney	No	Michael McBurney	6/2/2015	Follow Up
The Providence Center	86	Michael McBurney	No	Michael McBurney	3/31/2015	Follow Up
The Providence Center	86	Michael McBurney	No	Michael McBurney	3/31/2015	Follow Up
The Providence Cookie Bar	71	Michael McBurney	No	Michael McBurney	2/27/2015	Follow Up
The Providence Journal Company	71	Travis Costa	No	Travis Costa	9/24/2015	Follow Up
The Providence Journal Company	71	Travis Costa	No	Travis Costa	6/24/2015	Follow Up
The Providence Journal Company	71	Travis Costa	No	Travis Costa	4/1/2015	Follow Up
The Providence Mint, Inc.	44	Ian E. Jardin	No	Ian E. Jardin	12/9/2015	Follow Up
The Providence Mint, Inc.	44	Ian E. Jardin	No	Ian E. Jardin	5/29/2015	Follow Up
The Small Point Cafe	85	Kyle C. Gannon	No	Kyle C. Gannon	7/21/2015	Follow Up
The Soapbox LLC	92	Michael McBurney	No	Michael McBurney	9/22/2015	Follow Up
The Washroom	92	Travis Costa	No	Travis Costa	7/31/2015	Follow Up
The Washroom	92	Travis Costa	No	Travis Costa	1/20/2015	Follow Up
The Weyburn Cafe	71	Brandi-Lyn Colacone	No	Ryan Grasso	5/29/2015	Follow Up
The Whiskey Republic	85	Jared Urban	No	Jared Urban	4/23/2015	Follow Up
Theresa Creations, Inc.	42	Ian E. Jardin	No	Ian E. Jardin	11/23/2015	Follow Up
Theresa Creations, Inc.	42	Ian E. Jardin	No	Ian E. Jardin	5/28/2015	Follow Up
This Guy's Pizza	85	Michael McBurney	No	Michael McBurney	10/28/2015	Follow Up
Three Sisters, LLC	85	Travis Costa	No	Travis Costa	2/11/2015	Follow Up
Three Way Meat Corporation	82	Brandi-Lyn Colacone	No	Ryan Grasso	5/27/2015	Follow Up
Times 2 Academy	86	Jared Urban	No	Jared Urban	5/26/2015	Follow Up
Tina's Italian Kitchen, LLC	85	Jared Urban	No	Jared Urban	1/15/2015	Follow Up
Tina's Jamaican Restaurant	85	Brian E. Steere	No	Brian E. Steere	4/16/2015	Follow Up
Tommy's Pizza, Inc.	85	Michael McBurney	No	Michael McBurney	1/30/2015	Follow Up
Tony's Colonial Food	85	Brian E. Steere	No	Brian E. Steere	4/16/2015	Follow Up
Tool Craft Inc. / Ru-Mart Inc.	41	Ian E. Jardin	No	Ian E. Jardin	11/24/2015	Follow Up
Tool Craft Inc. / Ru-Mart Inc.	41	Ian E. Jardin	No	Ian E. Jardin	6/9/2015	Follow Up
Tool Time	85	Jared Urban	No	Jared Urban	3/23/2015	Follow Up
Tortilla Flats Restaurant	85	Michael McBurney	No	Michael McBurney	6/2/2015	Follow Up
Tortilleria el Quetzal	74	Brian E. Steere	No	Brian E. Steere	8/31/2015	Initial Inspection
Tortilleria Inc.	85	Brandi-Lyn Colacone	No	Ryan Grasso	10/22/2015	Follow Up
Tortilleria Inc.	85	Brandi-Lyn Colacone	No	Ryan Grasso	8/21/2015	Follow Up
Tortilleria Inc.	85	Brandi-Lyn Colacone	No	Ryan Grasso	8/20/2015	Initial Inspection
Tower Manufacturing Corp.	27	Travis Costa	No	Travis Costa	12/17/2015	Follow Up
Tower Manufacturing Corp.	27	Travis Costa	No	Travis Costa	6/25/2015	Follow Up
Tower Manufacturing Corp.	27	Travis Costa	No	Travis Costa	3/31/2015	Follow Up
Town Laundry	92	Travis Costa	No	Travis Costa	7/31/2015	Follow Up
Travelers Auto Body, Inc.	97	Jared Urban	No	Jared Urban	4/30/2015	Follow Up
Tri-Jay Company	11	Ian E. Jardin	Yes	Ian E. Jardin	11/24/2015	Follow Up
Tri-Jay Company	11	Ian E. Jardin	Yes	SYSTEM	7/30/2015	Sample
Tri-Jay Company	11	Ian E. Jardin	Yes	Ian E. Jardin	6/1/2015	Follow Up
Tri-Jay Company	11	Ian E. Jardin	Yes	Ian E. Jardin	4/22/2015	Annual
Tri-Jay Company	11	Ian E. Jardin	Yes	SYSTEM	1/12/2015	Sample
Trinity Management Co., LLC	85	Jared Urban	No	Jared Urban	11/30/2015	Follow Up
True Bagels	85	Brandi-Lyn Colacone	No	Ryan Grasso	4/28/2015	Follow Up
True Bagels Inc.	85	Brandi-Lyn Colacone	No	Ryan Grasso	4/28/2015	Follow Up
True Bagels Inc.	85	Brandi-Lyn Colacone	No	Ryan Grasso	1/7/2015	Follow Up
True Bagels, Inc.	85	Brandi-Lyn Colacone	No	Ryan Grasso	4/28/2015	Follow Up
Two 88 Chinese Restaurant	85	Michael McBurney	No	Michael McBurney	2/19/2015	Follow Up
Two 88 Chinese Restaurant	85	Michael McBurney	No	Michael McBurney	1/30/2015	Initial Inspection
Two 88 Restaurant	71	Michael McBurney	No	Michael McBurney	1/30/2015	Follow Up
Two Way Laundromat	92	Brandi-Lyn Colacone	No	Ryan Grasso	4/27/2015	Initial Inspection
U.S. Post Office - VMF	37	Kyle C. Gannon	No	Kyle C. Gannon	6/24/2015	Follow Up
U.S. Postal Service - P&DC	27	Kyle C. Gannon	No	Kyle C. Gannon	6/25/2015	Follow Up
U.S. Postal Service - P&DC	27	Kyle C. Gannon	No	Kyle C. Gannon	3/24/2015	Follow Up
UCAP	86	Brandi-Lyn Colacone	No	Ryan Grasso	1/7/2015	Follow Up
UMelt Weybosset, Inc.	85	Kyle C. Gannon	No	Kyle C. Gannon	4/22/2015	Initial Inspection
Umicore USA, Incorporated	22	Nathan P. Daggett	Yes	SYSTEM	12/15/2015	Sample
Umicore USA, Incorporated	22	Nathan P. Daggett	Yes	Nathan P. Daggett	12/7/2015	Follow Up
Umicore USA, Incorporated	22	Nathan P. Daggett	Yes	Nathan P. Daggett	9/22/2015	Follow Up
Umicore USA, Incorporated	22	Nathan P. Daggett	Yes	Nathan P. Daggett	6/15/2015	Follow Up
Umicore USA, Incorporated	22	Nathan P. Daggett	Yes	Nathan P. Daggett	4/23/2015	Annual
Umicore USA, Incorporated	22	Nathan P. Daggett	Yes	SYSTEM	3/18/2015	Sample

**Field's Point  
Inspection History - 2015**

<b>Company</b>	<b>Category</b>	<b>Engineer Assigned</b>	<b>Significant</b>	<b>Inspected By</b>	<b>Date</b>	<b>Inspection Type</b>
Umicore USA, Incorporated	22	Nathan P. Daggett	Yes	Nathan P. Daggett	2/12/2015	Meeting
Uncas International, LLC	60	Ian E. Jardin	No	Ian E. Jardin	4/6/2015	Follow Up
Uncle Tonys Pizza and Pasta	85	Brian E. Steere	No	Brian E. Steere	8/14/2015	Initial Inspection
Unique Plating Company	11	Nathan P. Daggett	Yes	Nathan P. Daggett	12/18/2015	Sample
Unique Plating Company	11	Nathan P. Daggett	Yes	Nathan P. Daggett	12/8/2015	Follow Up
Unique Plating Company	11	Nathan P. Daggett	Yes	Nathan P. Daggett	11/5/2015	Annual
Unique Plating Company	11	Nathan P. Daggett	Yes	SYSTEM	9/22/2015	Sample
Unique Plating Company	11	Nathan P. Daggett	Yes	Nathan P. Daggett	6/9/2015	Follow Up
Unique Plating Company	11	Nathan P. Daggett	Yes	Nathan P. Daggett	3/16/2015	Follow Up
Unique Plating Company	11	Nathan P. Daggett	Yes	Nathan P. Daggett	2/12/2015	Sample
Univar USA, Inc.	22	Ian E. Jardin	Yes	Ian E. Jardin	12/10/2015	Follow Up
Univar USA, Inc.	22	Ian E. Jardin	Yes	SYSTEM	9/23/2015	Sample
Univar USA, Inc.	22	Ian E. Jardin	Yes	Ian E. Jardin	8/5/2015	Annual
Univar USA, Inc.	22	Ian E. Jardin	Yes	Ian E. Jardin	6/8/2015	Follow Up
Univar USA, Inc.	22	Ian E. Jardin	Yes	Ian E. Jardin	3/19/2015	Sample
Universal Plating Company, Inc.	11	Brian E. Steere	Yes	Travis Costa	12/17/2015	Follow Up
Universal Plating Company, Inc.	11	Brian E. Steere	Yes	SYSTEM	10/6/2015	Sample
Universal Plating Company, Inc.	11	Brian E. Steere	Yes	Travis Costa	7/23/2015	Follow Up
Universal Plating Company, Inc.	11	Brian E. Steere	Yes	Travis Costa	6/19/2015	Follow Up
Universal Plating Company, Inc.	11	Brian E. Steere	Yes	Travis Costa	5/19/2015	Follow Up
Universal Plating Company, Inc.	11	Brian E. Steere	Yes	Travis Costa	4/8/2015	Annual
Universal Plating Company, Inc.	11	Brian E. Steere	Yes	Travis Costa	2/17/2015	Sample
Universal Shaped Wire	41	Travis Costa	No	Travis Costa	12/17/2015	Follow Up
Universal Shaped Wire	41	Travis Costa	No	Travis Costa	11/12/2015	Follow Up
Universal Shaped Wire	41	Travis Costa	No	Travis Costa	6/10/2015	Follow Up
Uno Of Providence, Inc.	85	Michael McBurney	No	Michael McBurney	9/23/2015	Follow Up
Uno Of Providence, Inc.	85	Michael McBurney	No	Michael McBurney	7/28/2015	Follow Up
V.A. Medical Center	90	Ian E. Jardin	No	Ian E. Jardin	4/8/2015	Follow Up
Vanity Entertainment Group LLC	85	Brian E. Steere	No	Brian E. Steere	2/27/2015	Follow Up
Vanuatu Coffee Roasters	85	Jared Urban	No	Jared Urban	4/17/2015	Follow Up
Vanuatu Coffee Roasters	85	Jared Urban	No	Jared Urban	2/20/2015	Initial Inspection
Vaseleos, LLC	85	Brian E. Steere	No	Brian E. Steere	3/30/2015	Follow Up
VB Pizza, LLC	85	Jared Urban	No	Jared Urban	10/19/2015	Follow Up
Venda Ravioli - DePasquale	85	Brian E. Steere	No	Brian E. Steere	5/4/2015	Follow Up
Venda Ravioli - Royal Little Drive	81	Brian E. Steere	No	Brian E. Steere	8/31/2015	Follow Up
Venda Ravioli Inc. - 271 Atwells Avenue	85	Brian E. Steere	No	Brian E. Steere	5/4/2015	Follow Up
Verichem Laboratories, Inc.	95	Nathan P. Daggett	No	Nathan P. Daggett	8/24/2015	Initial Inspection
Victoria Bakery	81	Brian E. Steere	No	Brian E. Steere	12/11/2015	Initial Inspection
Villa Italian Kitchen	85	Brian E. Steere	No	Brian E. Steere	1/26/2015	Initial Inspection
Volpe Tailoring & Cleaning	92	Travis Costa	No	Travis Costa	7/21/2015	Follow Up
Walach Enterprises Providence, LLC	85	Jared Urban	No	Jared Urban	10/26/2015	Follow Up
Walsh's Auto Body and Sales, Inc.	97	Brandi-Lyn Colacone	No	Ryan Grasso	9/29/2015	Follow Up
Walter's Cooking School	74	Brian E. Steere	No	Brian E. Steere	10/22/2015	Initial Inspection
Walt's Roast Beef- North Providence	85	Jared Urban	No	Jared Urban	10/19/2015	Follow Up
WaraWara	74	Michael McBurney	No	Michael McBurney	12/31/2015	Initial Inspection
Wash Haven	71	Michael McBurney	No	Michael McBurney	5/21/2015	Follow Up
Wash Haven	71	Michael McBurney	No	Michael McBurney	1/13/2015	Follow Up
Washington Park Area II	78	Nathan Dean	No	Abigail Bernier	2/4/2015	Industrial Area
Washington Park Area II	78	Nathan Dean	No	Jared Urban	2/4/2015	Industrial Area
Waterman Grill, LLC	85	Jared Urban	No	Jared Urban	3/30/2015	Follow Up
Waterman Laundromat	92	Jared Urban	No	Jared Urban	10/19/2015	Follow Up
Wendy's International, Inc. (Charles)	85	Kyle C. Gannon	No	Kyle C. Gannon	7/27/2015	Follow Up
Wendy's International, Inc. (Eddy)	85	Kyle C. Gannon	No	Kyle C. Gannon	9/17/2015	Follow Up
Wendy's International, Inc. (Eddy)	85	Kyle C. Gannon	No	Kyle C. Gannon	4/17/2015	Meeting
Wendy's International, Inc. (Manton)	85	Kyle C. Gannon	No	Kyle C. Gannon	9/15/2015	Follow Up
Weng and Jiang LLC	85	Brandi-Lyn Colacone	No	Ryan Grasso	8/19/2015	Initial Inspection
Weng and Jiang LLC	85	Brandi-Lyn Colacone	No	Brian E. Steere	8/4/2015	Meeting
West Exchange Street	78	Nathan Dean	No	Brian E. Steere	11/16/2015	Industrial Area
West Exchange Street	78	Nathan Dean	No	Jared Urban	11/16/2015	Industrial Area
West Exchange Street	78	Nathan Dean	No	Kyle C. Gannon	11/16/2015	Industrial Area
West Exchange Street	78	Nathan Dean	No	Michael McBurney	11/16/2015	Industrial Area
West River Cafe, LLC	85	Jared Urban	No	Jared Urban	8/18/2015	Follow Up
West Side Diner	85	Michael McBurney	No	Michael McBurney	1/26/2015	Follow Up
Westminster Street Crossing, LLC	74	Brandi-Lyn Colacone	No	Travis Costa	9/1/2015	Meeting
Westminster Street Crossing, LLC	74	Brandi-Lyn Colacone	No	Travis Costa	5/19/2015	Meeting
Whisk LLC	85	Michael McBurney	No	Michael McBurney	10/21/2015	Follow Up
Whole Foods Market, Inc.	82	Michael McBurney	No	Michael McBurney	7/22/2015	Follow Up

**Field's Point  
Inspection History - 2015**

<b>Company</b>	<b>Category</b>	<b>Engineer Assigned</b>	<b>Significant</b>	<b>Inspected By</b>	<b>Date</b>	<b>Inspection Type</b>
Wine & Cheese	85	Kyle C. Gannon	No	Kyle C. Gannon	2/20/2015	Follow Up
Wong's Kitchen	85	Jared Urban	No	Jared Urban	8/13/2015	Initial Inspection
Wong's Kitchen	85	Jared Urban	No	Jared Urban	3/20/2015	Meeting
Wong's Kitchen	85	Jared Urban	No	Jared Urban	3/17/2015	Meeting
Woonasquatucket Avenue	78	Nathan Dean	No	Nathan P. Daggett	4/29/2015	Industrial Area
Woonasquatucket Avenue	78	Nathan Dean	No	Ryan Grasso	4/27/2015	Industrial Area
WVCB	41	Nathan P. Daggett	No	Nathan P. Daggett	11/6/2015	Follow Up
WVCB	41	Nathan P. Daggett	No	Nathan P. Daggett	5/27/2015	Follow Up
Yacht Club Beverages	89	Ian E. Jardin	No	Ian E. Jardin	10/5/2015	Follow Up
Yang's Restaurant	85	Brian E. Steere	No	Brian E. Steere	11/20/2015	Follow Up
Yoo Sushi	85	Michael McBurney	No	Michael McBurney	12/3/2015	Follow Up
Yoo Sushi	85	Michael McBurney	No	Michael McBurney	10/13/2015	Follow Up
Yoo Sushi	85	Michael McBurney	No	Michael McBurney	7/27/2015	Follow Up
Yoo Sushi	85	Michael McBurney	No	Michael McBurney	2/19/2015	Follow Up
Yoo Sushi	85	Michael McBurney	No	Michael McBurney	1/13/2015	Initial Inspection
Yum Yum Pizza, LLC	85	Jared Urban	No	Jared Urban	4/30/2015	Follow Up
Zona Lounge	85	Jared Urban	No	Jared Urban	4/27/2015	Follow Up
Zona Lounge	85	Jared Urban	No	Jared Urban	2/25/2015	Initial Inspection
Zona Lounge	85	Jared Urban	No	Jared Urban	2/24/2015	Meeting

***USER INSPECTION HISTORY***

***BUCKLIN POINT***

**Bucklin Point  
Inspection History - 2015**

<b>Company</b>	<b>Category</b>	<b>Engineer Assigned</b>	<b>Significant</b>	<b>Inspected By</b>	<b>Date</b>	<b>Inspection Type</b>
10 Rocks Lounge & Tapas, LLC	85	Jared Urban	N	Jared Urban	9/1/2015	Follow Up
10 Rocks Lounge & Tapas, LLC	85	Jared Urban	N	Jared Urban	6/30/2015	Meeting
10 Rocks Lounge & Tapas, LLC	85	Jared Urban	N	Jared Urban	5/7/2015	Initial Inspection
1537 Corporation	85	Kyle C. Gannon	N	Kyle C. Gannon	2/25/2015	Follow Up
3 Flags Bakery	81	Brian E. Steere	N	Brian E. Steere	7/9/2015	Follow Up
3 Flags Bakery	81	Brian E. Steere	N	Brian E. Steere	3/25/2015	Follow Up
417 Roosevelt Avenue	78	Nathan Dean	N	Michael McBurney	9/30/2015	Follow Up
417 Roosevelt Avenue	78	Nathan Dean	N	Nathan P. Daggett	9/30/2015	Industrial Area
560 Mineral Spring Avenue	78	Nathan Dean	N	Brian E. Steere	5/21/2015	Industrial Area
560 Mineral Spring Avenue	78	Nathan Dean	N	Nathan P. Daggett	5/21/2015	Industrial Area
560 Mineral Spring Avenue	78	Nathan Dean	N	Brian E. Steere	4/30/2015	Industrial Area
560 Mineral Spring Avenue	78	Nathan Dean	N	Nathan P. Daggett	4/30/2015	Industrial Area
A.E.E. Inc.	85	Michael McBurney	N	Michael McBurney	2/23/2015	Follow Up
A.T. Cross Company	59	Ian E. Jardin	N	Ian E. Jardin	12/14/2015	Follow Up
A.T. Cross Company	59	Ian E. Jardin	N	Ian E. Jardin	6/18/2015	Follow Up
A+J Enterprises, LLC	85	Kyle C. Gannon	N	Kyle C. Gannon	3/4/2015	Initial Inspection
Accent Plating Company	11	Nathan P. Daggett	Y	Nathan P. Daggett	12/1/2015	Follow Up
Accent Plating Company	11	Nathan P. Daggett	Y	SYSTEM	12/1/2015	Sample
Accent Plating Company	11	Nathan P. Daggett	Y	Nathan P. Daggett	8/12/2015	Follow Up
Accent Plating Company	11	Nathan P. Daggett	Y	Nathan P. Daggett	7/21/2015	Annual
Accent Plating Company	11	Nathan P. Daggett	Y	Nathan P. Daggett	6/22/2015	Follow Up
Accent Plating Company	11	Nathan P. Daggett	Y	Nathan P. Daggett	6/1/2015	Follow Up
Accent Plating Company	11	Nathan P. Daggett	Y	SYSTEM	5/19/2015	Sample
Accent Plating Company	11	Nathan P. Daggett	Y	Nathan P. Daggett	3/2/2015	Follow Up
Accent Plating Company	11	Nathan P. Daggett	Y	SYSTEM	2/17/2015	Sample
Accu-Care Supply	27	Travis Costa	N	Travis Costa	12/1/2015	Follow Up
Accu-Care Supply	27	Travis Costa	N	Travis Costa	6/4/2015	Follow Up
Accu-Care Supply	27	Travis Costa	N	Travis Costa	1/29/2015	Follow Up
ACS Industries, Inc.	35	Nathan P. Daggett	N	Nathan P. Daggett	12/9/2015	Follow Up
ACS Industries, Inc.	35	Nathan P. Daggett	N	Nathan P. Daggett	5/19/2015	Follow Up
Adaco, LLC	85	Brandi-Lyn Colacone	N	Ryan Grasso	6/25/2015	Follow Up
Agar Machining & Welding, Inc.	42	Ian E. Jardin	N	Ian E. Jardin	12/8/2015	Follow Up
Agar Machining & Welding, Inc.	42	Ian E. Jardin	N	Ian E. Jardin	6/2/2015	Follow Up
Agawam Hunt	85	Michael McBurney	N	Michael McBurney	12/29/2015	Follow Up
Agnes E. Little Elementary School	86	Ian E. Jardin	N	Ian E. Jardin	5/12/2015	Follow Up
Aladdin Club	85	Kyle C. Gannon	N	Kyle C. Gannon	1/23/2015	Follow Up
Allstate Restaurant Equipment	99	Michael McBurney	N	Michael McBurney	7/31/2015	Follow Up
Alves and Sons Bakery	81	Brandi-Lyn Colacone	N	Ryan Grasso	9/22/2015	Follow Up
Amanda's Kitchen	85	Jared Urban	N	Jared Urban	1/29/2015	Follow Up
America's Best Value Inn	86	Brian E. Steere	N	Brian E. Steere	10/7/2015	Follow Up
America's Best Value Inn	86	Brian E. Steere	N	Brian E. Steere	3/31/2015	Follow Up
Amica Mutual Insurance Co. - 10	53	Kyle C. Gannon	N	Kyle C. Gannon	6/23/2015	Follow Up
Amica Mutual Insurance Co. - 25	37	Kyle C. Gannon	N	Kyle C. Gannon	6/23/2015	Follow Up
Amica Mutual Insurance Co. - 50	53	Kyle C. Gannon	N	Kyle C. Gannon	6/23/2015	Follow Up
Amica Mutual Insurance Co.-100	86	Kyle C. Gannon	N	Kyle C. Gannon	11/12/2015	Follow Up
Amica Mutual Insurance Co.-100	86	Kyle C. Gannon	N	Kyle C. Gannon	6/23/2015	Follow Up
Andrew's Bistro	85	Brandi-Lyn Colacone	N	Brian E. Steere	10/9/2015	Follow Up
Angelica Textile Service	25	Brian E. Steere	Y	Brian E. Steere	12/10/2015	Follow Up
Angelica Textile Service	25	Brian E. Steere	Y	SYSTEM	11/18/2015	Sample
Angelica Textile Service	25	Brian E. Steere	Y	Brian E. Steere	10/6/2015	Annual
Angelica Textile Service	25	Brian E. Steere	Y	Brian E. Steere	7/15/2015	Follow Up
Angelica Textile Service	25	Brian E. Steere	Y	Brian E. Steere	3/26/2015	Follow Up
Angelica Textile Service	25	Brian E. Steere	Y	Brian E. Steere	2/11/2015	Sample
Angelo's Pizza, Inc.	85	Jared Urban	N	Jared Urban	10/22/2015	Follow Up
Anjos Enterprises, Inc.	92	Michael McBurney	N	Michael McBurney	8/31/2015	Follow Up
Antaya Technologies Corporation	41	Ian E. Jardin	N	Ian E. Jardin	12/1/2015	Follow Up
Antaya Technologies Corporation	41	Ian E. Jardin	N	Ian E. Jardin	5/20/2015	Follow Up
Antigua Guatemala Bakery	85	Brandi-Lyn Colacone	N	Ryan Grasso	10/6/2015	Meeting
Antigua Guatemala Bakery	85	Brandi-Lyn Colacone	N	Ryan Grasso	8/31/2015	Follow Up
Antonio's Portuguese Cafe & Kitchen Inc.	85	Brian E. Steere	N	Brian E. Steere	1/8/2015	Follow Up
APBVP, Inc.	85	Jared Urban	N	Jared Urban	2/19/2015	Initial Inspection
Apna Bazar	85	Travis Costa	N	Travis Costa	4/16/2015	Follow Up
Apple Valley Kenco, Inc.	85	Jared Urban	N	Jared Urban	8/20/2015	Follow Up
ARJK, Inc.	85	Jared Urban	N	Jared Urban	6/4/2015	Follow Up
Armando & Sons Meat Market	82	Michael McBurney	N	Michael McBurney	11/30/2015	Follow Up
ArtVac Corporation	21	Travis Costa	N	Travis Costa	12/2/2015	Follow Up
ArtVac Corporation	21	Travis Costa	N	Travis Costa	8/4/2015	Follow Up

**Bucklin Point  
Inspection History - 2015**

<b>Company</b>	<b>Category</b>	<b>Engineer Assigned</b>	<b>Significant</b>	<b>Inspected By</b>	<b>Date</b>	<b>Inspection Type</b>
ArtVac Corporation	21	Travis Costa	N	Travis Costa	6/17/2015	Follow Up
ArtVac Corporation	21	Travis Costa	N	Travis Costa	3/25/2015	Follow Up
Aspen Aerogels Rhode Island, LLC	27	Nathan P. Daggett	Y	Nathan P. Daggett	12/10/2015	Follow Up
Aspen Aerogels Rhode Island, LLC	27	Nathan P. Daggett	Y	SYSTEM	11/30/2015	Sample
Aspen Aerogels Rhode Island, LLC	27	Nathan P. Daggett	Y	Nathan P. Daggett	7/30/2015	Annual
Aspen Aerogels Rhode Island, LLC	27	Nathan P. Daggett	Y	Nathan P. Daggett	6/23/2015	Follow Up
Aspen Aerogels Rhode Island, LLC	27	Nathan P. Daggett	Y	SYSTEM	6/4/2015	Sample
Aspen Aerogels Rhode Island, LLC	27	Nathan P. Daggett	Y	Nathan P. Daggett	3/18/2015	Follow Up
Assay One	60	Ian E. Jardin	N	Ian E. Jardin	11/13/2015	Initial Inspection
Attleboro-Cumberland Oral Surgeons, Inc.	99	Jared Urban	N	Jared Urban	4/29/2015	Follow Up
Auto Parts Group Southwest LLC	42	Nathan P. Daggett	N	Nathan P. Daggett	10/6/2015	Follow Up
Auto Parts Group Southwest LLC	42	Nathan P. Daggett	N	Nathan P. Daggett	5/11/2015	Follow Up
B & L Plastics, Inc.	46	Kyle C. Gannon	N	Kyle C. Gannon	12/22/2015	Follow Up
B & L Plastics, Inc.	46	Kyle C. Gannon	N	Kyle C. Gannon	6/11/2015	Follow Up
B&M Clambake Company	85	Brian E. Steere	N	Brian E. Steere	4/2/2015	Follow Up
B. Pinelli's Simply Italian	85	Jared Urban	N	Jared Urban	8/20/2015	Follow Up
Bachini's Bakery	81	Brian E. Steere	N	Brian E. Steere	2/4/2015	Follow Up
Bake My Day	85	Jared Urban	N	Jared Urban	5/1/2015	Follow Up
Bake My Day	85	Jared Urban	N	Jared Urban	4/13/2015	Initial Inspection
Bank of America	86	Brian E. Steere	N	Brian E. Steere	11/23/2015	Follow Up
Bank of America	86	Brian E. Steere	N	Brian E. Steere	3/13/2015	Follow Up
Benjamin III, Inc.	85	Kyle C. Gannon	N	Kyle C. Gannon	4/20/2015	Follow Up
Bernardo Manufacturing	21	Ian E. Jardin	N	Ian E. Jardin	12/1/2015	Follow Up
Bernardo Manufacturing	21	Ian E. Jardin	N	Ian E. Jardin	5/20/2015	Follow Up
Best Eastern Chinese Restaurant	85	Michael McBurney	N	Michael McBurney	2/24/2015	Follow Up
Blackstone Donuts, Inc.	85	Brian E. Steere	N	Brian E. Steere	10/26/2015	Follow Up
Blackstone Market	81	Brandi-Lyn Colacone	N	Ryan Grasso	8/31/2015	Follow Up
Blackstone Valley Foot & Ankle	94	Ian E. Jardin	N	Ian E. Jardin	2/10/2015	Initial Inspection
Blackstone Valley Place Industrial Area	78	Nathan Dean	N	Jared Urban	4/20/2015	Industrial Area
Blackstone Valley Place Industrial Area	78	Nathan Dean	N	Nathan P. Daggett	4/20/2015	Industrial Area
Blaze Village Restaurant	74	Michael McBurney	N	Michael McBurney	10/15/2015	Initial Inspection
Bliss Manufacturing Co., Inc.	11	Travis Costa	Y	SYSTEM	12/21/2015	Sample
Bliss Manufacturing Co., Inc.	11	Travis Costa	Y	Travis Costa	12/3/2015	Follow Up
Bliss Manufacturing Co., Inc.	11	Travis Costa	Y	Travis Costa	11/25/2015	Follow Up
Bliss Manufacturing Co., Inc.	11	Travis Costa	Y	SYSTEM	10/29/2015	Sample
Bliss Manufacturing Co., Inc.	11	Travis Costa	Y	Travis Costa	8/12/2015	Follow Up
Bliss Manufacturing Co., Inc.	11	Travis Costa	Y	Travis Costa	6/4/2015	Follow Up
Bliss Manufacturing Co., Inc.	11	Travis Costa	Y	Travis Costa	4/13/2015	Follow Up
Bliss Manufacturing Co., Inc.	11	Travis Costa	Y	SYSTEM	3/11/2015	Sample
Bliss Manufacturing Co., Inc.	11	Travis Costa	Y	Travis Costa	2/24/2015	Annual
BLP Inc.	85	Michael McBurney	N	Michael McBurney	11/20/2015	Follow Up
Boston House of Pizza	85	Michael McBurney	N	Michael McBurney	7/7/2015	Follow Up
Bowling Academy, Inc.	85	Kyle C. Gannon	N	Kyle C. Gannon	11/30/2015	Follow Up
Bowling Academy, Inc.	85	Kyle C. Gannon	N	Kyle C. Gannon	2/19/2015	Follow Up
Broadway Car Wash	97	Michael McBurney	N	Michael McBurney	3/16/2015	Follow Up
Broadway Diner	74	Brian E. Steere	N	Brian E. Steere	11/10/2015	Initial Inspection
Broadway Pizza	85	Brandi-Lyn Colacone	N	Ryan Grasso	2/4/2015	Follow Up
Bryce Studio	60	Jared Urban	N	Jared Urban	2/18/2015	Initial Inspection
Bucket Brewery	89	Brian E. Steere	N	Brian E. Steere	12/1/2015	Follow Up
Bucklin Point Treatment Plant	0	Kerry M. Britt	N	Kerry Britt	10/1/2015	Annual
Buffalo Lincoln Associates, LLC	86	Brian E. Steere	N	Brian E. Steere	11/23/2015	Follow Up
Bullard Abrasives Inc	42	Ian E. Jardin	N	Ian E. Jardin	12/3/2015	Follow Up
Bullard Abrasives Inc	42	Ian E. Jardin	N	Ian E. Jardin	6/4/2015	Follow Up
Burger Bar, Inc.	85	Jared Urban	N	Jared Urban	9/15/2015	Initial Inspection
Burger Boys	85	Kyle C. Gannon	N	Kyle C. Gannon	1/23/2015	Follow Up
Burger King - Cedar Avenue	85	Brandi-Lyn Colacone	N	Ryan Grasso	10/9/2015	Follow Up
Burton M. Ogata, D.M.D	94	Jared Urban	N	Jared Urban	4/28/2015	Follow Up
Cafe Sowa	71	Brian E. Steere	N	Brian E. Steere	5/18/2015	Follow Up
Cala Fruit Distributors, Inc.	81	Michael McBurney	N	Michael McBurney	11/24/2015	Follow Up
Calise & Sons Bakery	81	Ian E. Jardin	N	Ian E. Jardin	10/6/2015	Follow Up
Catanzaros Food Products, Inc.	81	Michael McBurney	N	Michael McBurney	5/19/2015	Follow Up
Central Auto Radiator, Inc.	59	Michael McBurney	N	Michael McBurney	11/24/2015	Follow Up
Central Auto Radiator, Inc.	59	Michael McBurney	N	Michael McBurney	8/14/2015	Investigation
Central Auto Radiator, Inc.	59	Michael McBurney	N	Michael McBurney	6/24/2015	Follow Up
Central Falls Provision Co.	81	Michael McBurney	N	Michael McBurney	5/19/2015	Follow Up
Chelo's Restaurant	85	Jared Urban	N	Jared Urban	8/20/2015	Follow Up
Chemart Company	11	Nathan P. Daggett	Y	Nathan P. Daggett	12/2/2015	Follow Up



**Bucklin Point  
Inspection History - 2015**

<b>Company</b>	<b>Category</b>	<b>Engineer Assigned</b>	<b>Significant</b>	<b>Inspected By</b>	<b>Date</b>	<b>Inspection Type</b>
Chemart Company	11	Nathan P. Daggett	Y	Nathan P. Daggett	10/7/2015	Follow Up
Chemart Company	11	Nathan P. Daggett	Y	SYSTEM	9/9/2015	Sample
Chemart Company	11	Nathan P. Daggett	Y	Nathan P. Daggett	8/14/2015	Follow Up
Chemart Company	11	Nathan P. Daggett	Y	Nathan P. Daggett	7/15/2015	Annual
Chemart Company	11	Nathan P. Daggett	Y	Nathan P. Daggett	6/22/2015	Follow Up
Chemart Company	11	Nathan P. Daggett	Y	Nathan P. Daggett	6/3/2015	Follow Up
Chemart Company	11	Nathan P. Daggett	Y	Nathan P. Daggett	4/2/2015	Follow Up
Chemart Company	11	Nathan P. Daggett	Y	SYSTEM	1/15/2015	Sample
Chengdu Taste Inc.	85	Jared Urban	N	Jared Urban	10/27/2015	Follow Up
Cinemaworld	85	Brian E. Steere	N	Brian E. Steere	11/23/2015	Follow Up
Cintas Corporation	25	Abigail Bernier	Y	Abigail Bernier	12/16/2015	Follow Up
Cintas Corporation	25	Abigail Bernier	Y	Abigail Bernier	10/23/2015	Follow Up
Cintas Corporation	25	Abigail Bernier	Y	SYSTEM	10/21/2015	Sample
Cintas Corporation	25	Abigail Bernier	Y	Abigail Bernier	7/21/2015	Follow Up
Cintas Corporation	25	Abigail Bernier	Y	Abigail Bernier	6/18/2015	Follow Up
Cintas Corporation	25	Abigail Bernier	Y	Abigail Bernier	3/31/2015	Sample
Cintas Corporation	25	Abigail Bernier	Y	Abigail Bernier	3/11/2015	Annual
City of Pawtucket - Public Works	37	Travis Costa	N	Travis Costa	12/3/2015	Follow Up
City of Pawtucket - Public Works	37	Travis Costa	N	Travis Costa	10/15/2015	Follow Up
City of Pawtucket - Public Works	37	Travis Costa	N	Travis Costa	6/24/2015	Follow Up
Cityline Laundry	92	Jared Urban	N	Jared Urban	6/18/2015	Follow Up
CMG Holding Company, LLC	85	Brian E. Steere	N	Brian E. Steere	2/19/2015	Follow Up
Coastal Collision & Towing, Inc.	97	Brian E. Steere	N	Brian E. Steere	7/15/2015	Follow Up
Coia Sanitation Services	80	Kyle C. Gannon	N	Kyle C. Gannon	9/21/2015	Follow Up
Coia Sanitation Services	80	Kyle C. Gannon	N	Jared Urban	7/14/2015	Follow Up
Coia Sanitation Services	80	Kyle C. Gannon	N	Kyle C. Gannon	5/20/2015	Follow Up
Coia Sanitation Services	80	Kyle C. Gannon	N	Kyle C. Gannon	4/28/2015	Follow Up
Coin-OP	92	Travis Costa	N	Travis Costa	7/20/2015	Follow Up
Coin-OP	92	Travis Costa	N	Travis Costa	1/30/2015	Follow Up
Colonial Motor Sales, Inc.	97	Kyle C. Gannon	N	Kyle C. Gannon	7/29/2015	Follow Up
Compassionate Care Veterinary Clinic	99	Michael McBurney	N	Michael McBurney	11/20/2015	Follow Up
Conopco, Inc. (Site #1)	40	Travis Costa	N	Travis Costa	12/10/2015	Follow Up
Conopco, Inc. (Site #1)	40	Travis Costa	N	Travis Costa	11/13/2015	Follow Up
Conopco, Inc. (Site #1)	40	Travis Costa	N	SYSTEM	9/22/2015	Sample
Conopco, Inc. (Site #1)	40	Travis Costa	N	Travis Costa	6/11/2015	Follow Up
Conopco, Inc. (Site #1)	40	Travis Costa	N	SYSTEM	4/21/2015	Sample
Conopco, Inc. (Site #1)	40	Travis Costa	N	Kerry Britt	2/26/2015	Follow Up
Conopco, Inc. (Site #2)	40	Travis Costa	N	Travis Costa	12/11/2015	Follow Up
Conopco, Inc. (Site #2)	40	Travis Costa	N	Travis Costa	6/11/2015	Follow Up
Conopco, Inc. (Site #2)	40	Travis Costa	N	Kerry Britt	2/26/2015	Follow Up
Conrad-Jarvis Corp.	42	Brian E. Steere	N	Brian E. Steere	12/18/2015	Follow Up
Conrad-Jarvis Corp.	42	Brian E. Steere	N	Ryan Grasso	6/19/2015	Follow Up
Continental Plastics & Packaging	35	Ian E. Jardin	N	Ian E. Jardin	12/3/2015	Follow Up
Continental Plastics & Packaging	35	Ian E. Jardin	N	Ian E. Jardin	6/4/2015	Follow Up
Cool Air Creations Inc.	99	Brian E. Steere	N	Brian E. Steere	9/24/2015	Follow Up
Cooley, Incorporated	53	Travis Costa	N	Travis Costa	12/15/2015	Follow Up
Cooley, Incorporated	53	Travis Costa	N	Travis Costa	6/10/2015	Follow Up
Corner Diner	85	Jared Urban	N	Jared Urban	10/19/2015	Follow Up
Corner Diner	85	Jared Urban	N	Jared Urban	6/23/2015	Initial Inspection
Corner Diner	85	Jared Urban	N	Jared Urban	5/18/2015	Meeting
Corner Diner	85	Jared Urban	N	Jared Urban	5/15/2015	Meeting
Creative Stone Countertops Inc.	42	Michael McBurney	N	Michael McBurney	11/24/2015	Follow Up
Creative Stone Countertops Inc.	42	Michael McBurney	N	Michael McBurney	6/24/2015	Follow Up
Crest Manufacturing Company	52	Michael McBurney	N	Michael McBurney	12/18/2015	Follow Up
Crest Manufacturing Company	52	Michael McBurney	N	Michael McBurney	6/24/2015	Follow Up
Crooked Current Brewery	89	Brian E. Steere	N	Brian E. Steere	10/9/2015	Initial Inspection
Crugnale Bakery	85	Michael McBurney	N	Michael McBurney	9/21/2015	Follow Up
D. Miller's Auto Body	97	Kyle C. Gannon	N	Kyle C. Gannon	9/21/2015	Follow Up
D.J. Providence Co., LLC	85	Jared Urban	N	Jared Urban	6/18/2015	Follow Up
Darlene Group	11	Travis Costa	Y	Travis Costa	12/14/2015	Follow Up
Darlene Group	11	Travis Costa	Y	SYSTEM	9/16/2015	Sample
Darlene Group	11	Travis Costa	Y	Travis Costa	8/12/2015	Follow Up
Darlene Group	11	Travis Costa	Y	Travis Costa	6/10/2015	Follow Up
Darlene Group	11	Travis Costa	Y	Travis Costa	2/12/2015	Annual
Darlene Group	11	Travis Costa	Y	SYSTEM	1/20/2015	Sample
Darlington Assisted Living Center	86	Jared Urban	N	Jared Urban	2/26/2015	Follow Up
Davenport Restaurant	85	Michael McBurney	N	Michael McBurney	9/21/2015	Follow Up

**Bucklin Point  
Inspection History - 2015**

<b>Company</b>	<b>Category</b>	<b>Engineer Assigned</b>	<b>Significant</b>	<b>Inspected By</b>	<b>Date</b>	<b>Inspection Type</b>
Dave's Marketplace	82	Michael McBurney	N	Michael McBurney	5/13/2015	Follow Up
Dave's Marketplace	82	Michael McBurney	N	Michael McBurney	4/28/2015	Follow Up
David London and Company	35	Kyle C. Gannon	N	Kyle C. Gannon	12/29/2015	Follow Up
David London and Company	35	Kyle C. Gannon	N	Kyle C. Gannon	6/18/2015	Follow Up
Denison Acquisition Company, LLC	14	Nathan P. Daggett	Y	Nathan P. Daggett	12/2/2015	Follow Up
Denison Acquisition Company, LLC	14	Nathan P. Daggett	Y	Nathan P. Daggett	10/20/2015	Annual
Denison Acquisition Company, LLC	14	Nathan P. Daggett	Y	Nathan P. Daggett	9/10/2015	Sample
Denison Acquisition Company, LLC	14	Nathan P. Daggett	Y	SYSTEM	9/10/2015	Sample
Denison Acquisition Company, LLC	14	Nathan P. Daggett	Y	Nathan P. Daggett	6/3/2015	Follow Up
Denison Acquisition Company, LLC	14	Nathan P. Daggett	Y	Nathan P. Daggett	3/25/2015	Follow Up
Denison Acquisition Company, LLC	14	Nathan P. Daggett	Y	Nathan P. Daggett	3/3/2015	Sample
Denison Acquisition Company, LLC	14	Nathan P. Daggett	Y	SYSTEM	3/3/2015	Sample
Dialysis Center of Pawtucket	95	Nathan P. Daggett	N	Nathan P. Daggett	2/18/2015	Follow Up
Diamond Cleaners, Inc.	92	Brian E. Steere	N	Brian E. Steere	6/10/2015	Meeting
Diamond Cleaners, Inc.	92	Brian E. Steere	N	Brian E. Steere	4/22/2015	Follow Up
DIP, Inc.	85	Jared Urban	N	Jared Urban	8/18/2015	Follow Up
Displays by Garo, Inc.	71	Ian E. Jardin	N	Ian E. Jardin	1/12/2015	Follow Up
DJ Providence Co., LLC	85	Brian E. Steere	N	Brian E. Steere	1/22/2015	Follow Up
Dominican Restaurant	71	Brian E. Steere	N	Brian E. Steere	2/12/2015	Follow Up
Dominican Supermarket	74	Michael McBurney	N	Michael McBurney	8/31/2015	Initial Inspection
Domino's Pizza (Dexter Street)	85	Michael McBurney	N	Michael McBurney	11/24/2015	Follow Up
Dooley, LLC	85	Brian E. Steere	N	Brian E. Steere	2/27/2015	Follow Up
Dufficy Enterprises, Inc.	85	Jared Urban	N	Jared Urban	6/29/2015	Follow Up
Dunkin Donuts - Central Avenue	85	Jared Urban	N	Jared Urban	6/29/2015	Follow Up
Dunkin Donuts - Cumberland	85	Brandi-Lyn Colacone	N	Ryan Grasso	5/11/2015	Follow Up
Dunkin Donuts - Taunton Ave.	85	Jared Urban	N	Jared Urban	6/24/2015	Follow Up
Dunkin Donuts-George Washington Highway	85	Michael McBurney	N	Michael McBurney	8/13/2015	Follow Up
E.B. Dragon, LLC	85	Brian E. Steere	N	Brian E. Steere	1/22/2015	Follow Up
East Coast Auto	60	Ian E. Jardin	N	Ian E. Jardin	7/27/2015	Follow Up
East Providence Cinemas	85	Brian E. Steere	N	Brian E. Steere	1/22/2015	Follow Up
Eaton Aerospace	11	Ian E. Jardin	Y	Ian E. Jardin	12/17/2015	Follow Up
Eaton Aerospace	11	Ian E. Jardin	Y	SYSTEM	12/2/2015	Sample
Eaton Aerospace	11	Ian E. Jardin	Y	Ian E. Jardin	11/4/2015	Annual
Eaton Aerospace	11	Ian E. Jardin	Y	Ian E. Jardin	8/13/2015	Follow Up
Eaton Aerospace	11	Ian E. Jardin	Y	Ian E. Jardin	6/16/2015	Follow Up
Eaton Aerospace	11	Ian E. Jardin	Y	SYSTEM	4/22/2015	Sample
Echo Septic Services LLC	80	Brandi-Lyn Colacone	N	Ryan Grasso	7/14/2015	Follow Up
Ecological Fibers, Inc.	24	Travis Costa	Y	Travis Costa	12/16/2015	Follow Up
Ecological Fibers, Inc.	24	Travis Costa	Y	SYSTEM	9/3/2015	Sample
Ecological Fibers, Inc.	24	Travis Costa	Y	SYSTEM	7/28/2015	Sample
Ecological Fibers, Inc.	24	Travis Costa	Y	Travis Costa	6/4/2015	Follow Up
Ecological Fibers, Inc.	24	Travis Costa	Y	SYSTEM	4/30/2015	Sample
Ecological Fibers, Inc.	24	Travis Costa	Y	Travis Costa	1/21/2015	Annual
Ecological Fibers, Inc.	24	Travis Costa	Y	SYSTEM	1/14/2015	Sample
EDC Holding, LLC	85	Michael McBurney	N	Michael McBurney	9/22/2015	Follow Up
El Paisa Restaurant, Inc.	85	Brandi-Lyn Colacone	N	Brian E. Steere	6/29/2015	Follow Up
El Salvadoreno Restaurant, Inc.	85	Jared Urban	N	Jared Urban	11/5/2015	Follow Up
El Salvadoreno Restaurant, Inc.	85	Jared Urban	N	Jared Urban	4/3/2015	Follow Up
El Salvadoreno Restaurant, Inc.	85	Jared Urban	N	Jared Urban	2/26/2015	Follow Up
Emery's Catering Service, Inc.	85	Michael McBurney	N	Michael McBurney	2/24/2015	Follow Up
Enterprise Rent-A-Car of R.I. (Broadway)	37	Nathan P. Daggett	N	Nathan P. Daggett	10/9/2015	Follow Up
Enterprise Rent-A-Car of R.I. (Broadway)	37	Nathan P. Daggett	N	Nathan P. Daggett	6/19/2015	Follow Up
Erick Market & More Inc.	81	Jared Urban	N	Jared Urban	2/26/2015	Follow Up
Excellent Coffee Company	89	Brian E. Steere	N	Brian E. Steere	3/31/2015	Follow Up
Fallon Memorial Elementary School	86	Ian E. Jardin	N	Ian E. Jardin	5/12/2015	Follow Up
Farm Fresh Rhode Island	60	Jared Urban	N	Jared Urban	2/18/2015	Initial Inspection
Farm Fresh RI	85	Brandi-Lyn Colacone	N	Ryan Grasso	3/16/2015	Follow Up
FGX International	59	Ian E. Jardin	N	Ian E. Jardin	12/3/2015	Follow Up
FGX International	59	Ian E. Jardin	N	Ian E. Jardin	5/21/2015	Follow Up
Finlay Extracts & Ingredients USA, Inc.	34	Travis Costa	N	Travis Costa	12/11/2015	Follow Up
Finlay Extracts & Ingredients USA, Inc.	34	Travis Costa	N	Travis Costa	6/22/2015	Follow Up
First Choice Coffee Services	89	Jared Urban	N	Jared Urban	5/7/2015	Initial Inspection
Fish Bowl Glass	60	Nathan P. Daggett	N	Nathan P. Daggett	5/28/2015	Follow Up
Flor Di Brava	81	Kyle C. Gannon	N	Kyle C. Gannon	9/16/2015	Follow Up
Foolproof Brewing Co., LLC	89	Kyle C. Gannon	N	Kyle C. Gannon	4/28/2015	Follow Up
Foolproof Brewing Co., LLC	89	Kyle C. Gannon	N	Kyle C. Gannon	2/25/2015	Follow Up
Fortune House	85	Jared Urban	N	Jared Urban	11/10/2015	Follow Up

**Bucklin Point  
Inspection History - 2015**

<b>Company</b>	<b>Category</b>	<b>Engineer Assigned</b>	<b>Significant</b>	<b>Inspected By</b>	<b>Date</b>	<b>Inspection Type</b>
Frank Lizotte's Glass Co., Inc.	42	Ian E. Jardin	N	Ian E. Jardin	12/1/2015	Follow Up
Frank Lizotte's Glass Co., Inc.	42	Ian E. Jardin	N	Ian E. Jardin	6/11/2015	Follow Up
Freeway Laundry II	92	Travis Costa	N	Travis Costa	8/6/2015	Follow Up
Freeway Laundry II	92	Travis Costa	N	Travis Costa	3/25/2015	Follow Up
Freeway Laundry IV	92	Nathan P. Daggett	N	Nathan P. Daggett	1/14/2015	Follow Up
Friendly's - Newport Avenue	85	Brian E. Steere	N	Brian E. Steere	11/9/2015	Follow Up
Friendly's - Newport Avenue	85	Brian E. Steere	N	Brian E. Steere	1/22/2015	Follow Up
Fujifilm Electronic Materials USA, Inc.	59	Ian E. Jardin	N	Ian E. Jardin	12/17/2015	Follow Up
Fujifilm Electronic Materials USA, Inc.	59	Ian E. Jardin	N	Ian E. Jardin	6/25/2015	Follow Up
Fuller Packaging, Inc.	52	Brian E. Steere	N	Brian E. Steere	12/10/2015	Follow Up
Fuller Packaging, Inc.	52	Brian E. Steere	N	Brian E. Steere	6/8/2015	Follow Up
G.B. Donuts of RI Inc.	85	Michael McBurney	N	Michael McBurney	8/28/2015	Follow Up
Galito Restaurant	85	Michael McBurney	N	Michael McBurney	10/28/2015	Follow Up
Galway Bay	85	Jared Urban	N	Jared Urban	10/26/2015	Follow Up
Garden Grille	85	Michael McBurney	N	Michael McBurney	7/31/2015	Follow Up
Garfield Social Club	85	Michael McBurney	N	Michael McBurney	2/24/2015	Follow Up
General Cable Industries, LLC	27	Ian E. Jardin	Y	Ian E. Jardin	12/7/2015	Follow Up
General Cable Industries, LLC	27	Ian E. Jardin	Y	SYSTEM	11/18/2015	Sample
General Cable Industries, LLC	27	Ian E. Jardin	Y	Ian E. Jardin	8/12/2015	Follow Up
General Cable Industries, LLC	27	Ian E. Jardin	Y	Ian E. Jardin	6/4/2015	Follow Up
General Cable Industries, LLC	27	Ian E. Jardin	Y	Ian E. Jardin	4/1/2015	Annual
General Cable Industries, LLC	27	Ian E. Jardin	Y	SYSTEM	3/10/2015	Sample
Generations	86	Brian E. Steere	N	Brian E. Steere	9/23/2015	Follow Up
Geneva Apartments, LP	86	Jared Urban	N	Jared Urban	12/9/2015	Follow Up
George Bennett Hwy Central	78	Nathan Dean	N	Brian E. Steere	2/4/2015	Industrial Area
George Bennett Hwy Central	78	Nathan Dean	N	Ian E. Jardin	2/4/2015	Industrial Area
George Bennett Hwy South	78	Nathan Dean	N	Brian E. Steere	2/4/2015	Industrial Area
George Bennett Hwy South	78	Nathan Dean	N	Ian E. Jardin	2/4/2015	Industrial Area
George Washington Highway	78	Nathan Dean	N	Abigail Bernier	4/28/2015	Industrial Area
George Washington Highway	78	Nathan Dean	N	Brian E. Steere	4/28/2015	Industrial Area
George's Neighborhood Grill	71	Jared Urban	N	Jared Urban	1/23/2015	Follow Up
Georgia's Restaurant Ltd.	85	Brandi-Lyn Colacone	N	Ryan Grasso	6/26/2015	Follow Up
Gleena	60	Brian E. Steere	N	Brian E. Steere	5/21/2015	Initial Inspection
Godfrey & Wing, Inc.	27	Travis Costa	Y	Travis Costa	12/15/2015	Annual
Godfrey & Wing, Inc.	27	Travis Costa	Y	SYSTEM	12/3/2015	Sample
Godfrey & Wing, Inc.	27	Travis Costa	Y	Travis Costa	12/1/2015	Follow Up
Godfrey & Wing, Inc.	27	Travis Costa	Y	Travis Costa	9/9/2015	Follow Up
Godfrey & Wing, Inc.	27	Travis Costa	Y	Travis Costa	6/4/2015	Follow Up
Godfrey & Wing, Inc.	27	Travis Costa	Y	Travis Costa	4/8/2015	Sample
Godfrey & Wing, Inc.	27	Travis Costa	Y	Travis Costa	1/29/2015	Follow Up
Golden Arch Enterprises, LLC	85	Brandi-Lyn Colacone	N	Ryan Grasso	5/28/2015	Follow Up
Golden Palace	85	Brandi-Lyn Colacone	N	Ryan Grasso	9/11/2015	Follow Up
Greystone of Lincoln, Inc.	42	Ian E. Jardin	N	Ian E. Jardin	12/3/2015	Follow Up
Greystone of Lincoln, Inc.	42	Ian E. Jardin	N	Ian E. Jardin	8/12/2015	Follow Up
Greystone of Lincoln, Inc.	42	Ian E. Jardin	N	Ian E. Jardin	6/4/2015	Follow Up
Gripnail Corporation	42	Brian E. Steere	N	Ian E. Jardin	12/17/2015	Follow Up
Gripnail Corporation	42	Brian E. Steere	N	Ryan Grasso	6/16/2015	Follow Up
Guatemex Bakery	81	Jared Urban	N	Jared Urban	12/11/2015	Follow Up
Guatemex Bakery	81	Jared Urban	N	Jared Urban	8/18/2015	Follow Up
Guatemex Bakery	81	Jared Urban	N	Jared Urban	2/12/2015	Initial Inspection
Harris Industries, Inc.	42	Travis Costa	N	Travis Costa	12/14/2015	Follow Up
Harris Industries, Inc.	42	Travis Costa	N	Travis Costa	10/26/2015	Follow Up
Harris Industries, Inc.	42	Travis Costa	N	Travis Costa	6/23/2015	Follow Up
Harris Industries, Inc.	42	Travis Costa	N	Travis Costa	4/16/2015	Follow Up
Hartley's Pork Pies	81	Brian E. Steere	N	Brian E. Steere	8/14/2015	Follow Up
Hartley's Pork Pies	81	Brian E. Steere	N	Brian E. Steere	1/8/2015	Follow Up
Hasbro, Inc.	27	Travis Costa	N	Travis Costa	12/14/2015	Follow Up
Hasbro, Inc.	27	Travis Costa	N	Travis Costa	6/24/2015	Follow Up
Hibachi Grill Supreme Buffet	85	Brandi-Lyn Colacone	N	Ryan Grasso	8/21/2015	Follow Up
Highland Corporate Drive	78	Nathan Dean	N	Abigail Bernier	10/23/2015	Industrial Area
Highland Corporate Drive	78	Nathan Dean	N	Michael McBurney	10/23/2015	Industrial Area
Highland Corporate Drive	78	Nathan Dean	N	Nathan P. Daggett	4/29/2015	Industrial Area
Highland Corporate Drive	78	Nathan Dean	N	Ryan Grasso	4/29/2015	Industrial Area
Highland Dental Group, Inc.	94	Kyle C. Gannon	N	Kyle C. Gannon	5/18/2015	Follow Up
Hindley Manufacturing Company	21	Travis Costa	N	Travis Costa	12/18/2015	Follow Up
Hindley Manufacturing Company	21	Travis Costa	N	Travis Costa	6/23/2015	Follow Up
Hindley Manufacturing Company	21	Travis Costa	N	Travis Costa	5/7/2015	Follow Up

**Bucklin Point  
Inspection History - 2015**

<b>Company</b>	<b>Category</b>	<b>Engineer Assigned</b>	<b>Significant</b>	<b>Inspected By</b>	<b>Date</b>	<b>Inspection Type</b>
HM Vincent, DMD, LLC	94	Travis Costa	N	Travis Costa	9/23/2015	Follow Up
Homestead Baking Company	81	Michael McBurney	N	Michael McBurney	12/29/2015	Initial Inspection
Honey Dew Donuts	85	Travis Costa	N	Travis Costa	9/14/2015	Follow Up
Honey Dew Donuts (Newport Avenue)	85	Kyle C. Gannon	N	Kyle C. Gannon	7/30/2015	Follow Up
Hope Buffinton Packaging Group, LLC	59	Brandi-Lyn Colacone	N	Brian E. Steere	12/10/2015	Follow Up
Hope Buffinton Packaging Group, LLC	59	Brandi-Lyn Colacone	N	Ryan Grasso	6/26/2015	Follow Up
Hope Buffinton Packaging Group, LLC	59	Brandi-Lyn Colacone	N	Ryan Grasso	4/23/2015	Follow Up
Hope Global	23	Travis Costa	N	Travis Costa	12/2/2015	Follow Up
Hope Global	23	Travis Costa	N	Travis Costa	8/7/2015	Follow Up
Hope Global	23	Travis Costa	N	Travis Costa	6/11/2015	Follow Up
Hord Crystal Corporation	11	Travis Costa	Y	Travis Costa	12/3/2015	Follow Up
Hord Crystal Corporation	11	Travis Costa	Y	Travis Costa	10/15/2015	Annual
Hord Crystal Corporation	11	Travis Costa	Y	SYSTEM	8/13/2015	Sample
Hord Crystal Corporation	11	Travis Costa	Y	Travis Costa	8/12/2015	Follow Up
Hord Crystal Corporation	11	Travis Costa	Y	Travis Costa	6/4/2015	Follow Up
Hord Crystal Corporation	11	Travis Costa	Y	SYSTEM	2/11/2015	Sample
Hot Spot LLC	85	Brandi-Lyn Colacone	N	Ryan Grasso	9/29/2015	Follow Up
House of Pizza	85	Jared Urban	N	Jared Urban	6/29/2015	Follow Up
Howley Bread Group	85	Brian E. Steere	N	Brian E. Steere	4/28/2015	Initial Inspection
HP Services, Inc.	11	Travis Costa	Y	Travis Costa	12/14/2015	Follow Up
HP Services, Inc.	11	Travis Costa	Y	Travis Costa	9/17/2015	Annual
HP Services, Inc.	11	Travis Costa	Y	SYSTEM	9/15/2015	Sample
HP Services, Inc.	11	Travis Costa	Y	Travis Costa	5/28/2015	Follow Up
HP Services, Inc.	11	Travis Costa	Y	SYSTEM	4/20/2015	Sample
Impact Custom Apparel, LLC	99	Travis Costa	N	Travis Costa	12/30/2015	Follow Up
Impact Custom Apparel, LLC	99	Travis Costa	N	Travis Costa	9/14/2015	Follow Up
Imperial Packaging Corporation	49	Ian E. Jardin	N	Ian E. Jardin	12/8/2015	Follow Up
Imperial Packaging Corporation	49	Ian E. Jardin	N	Ian E. Jardin	6/2/2015	Follow Up
InCytu, Incorporated	95	Nathan P. Daggett	N	Nathan P. Daggett	2/5/2015	Follow Up
Independent Auto Sales	74	Michael McBurney	N	Michael McBurney	12/14/2015	Follow Up
Industrial Circle	78	Nathan Dean	N	Ian E. Jardin	12/30/2015	Industrial Area
Industrial Circle	78	Nathan Dean	N	Kyle C. Gannon	12/30/2015	Industrial Area
Industrial Container Services - RI, LLC	44	Kyle C. Gannon	N	Kyle C. Gannon	12/21/2015	Follow Up
Industrial Container Services - RI, LLC	44	Kyle C. Gannon	N	Kyle C. Gannon	6/18/2015	Follow Up
Industrial Lane Cumberland	78	Nathan Dean	N	Brian E. Steere	2/5/2015	Industrial Area
Industrial Lane Cumberland	78	Nathan Dean	N	Travis Costa	2/5/2015	Industrial Area
International Accessories	24	Travis Costa	N	Travis Costa	12/16/2015	Follow Up
International Accessories	24	Travis Costa	N	Travis Costa	6/24/2015	Follow Up
International Market Cafe	81	Travis Costa	N	Travis Costa	9/9/2015	Follow Up
International Packaging Corp.	53	Ian E. Jardin	N	Brian E. Steere	12/10/2015	Follow Up
International Packaging Corp.	53	Ian E. Jardin	N	Ryan Grasso	6/11/2015	Follow Up
Interplex Engineered Products, Inc.	11	Abigail Bernier	Y	Abigail Bernier	12/15/2015	Follow Up
Interplex Engineered Products, Inc.	11	Abigail Bernier	Y	Kerry Britt	12/1/2015	Sample
Interplex Engineered Products, Inc.	11	Abigail Bernier	Y	Abigail Bernier	8/13/2015	Follow Up
Interplex Engineered Products, Inc.	11	Abigail Bernier	Y	Abigail Bernier	6/4/2015	Annual
Interplex Engineered Products, Inc.	11	Abigail Bernier	Y	Abigail Bernier	3/26/2015	Follow Up
Interplex Engineered Products, Inc.	11	Abigail Bernier	Y	Abigail Bernier	3/18/2015	Sample
J and K Restaurant	85	Brandi-Lyn Colacone	N	Ryan Grasso	10/8/2015	Follow Up
J H Davis, LLC	42	Nathan P. Daggett	N	Nathan P. Daggett	12/9/2015	Follow Up
J H Davis, LLC	42	Nathan P. Daggett	N	Nathan P. Daggett	5/28/2015	Follow Up
J&M Diamond Tool, Inc.	44	Ian E. Jardin	N	Ian E. Jardin	12/1/2015	Follow Up
J&M Diamond Tool, Inc.	44	Ian E. Jardin	N	Ian E. Jardin	5/20/2015	Follow Up
J.D. Laundromat	92	Kyle C. Gannon	N	Kyle C. Gannon	4/30/2015	Follow Up
J.I.F. Investment Co., Inc.	97	Brandi-Lyn Colacone	N	Brian E. Steere	4/30/2015	Follow Up
Jan Co. Central	85	Brandi-Lyn Colacone	N	Ryan Grasso	8/31/2015	Follow Up
Jan Co. Central, Inc.	85	Brandi-Lyn Colacone	N	Ryan Grasso	3/6/2015	Follow Up
Jan Co., Inc.	85	Brandi-Lyn Colacone	N	Ryan Grasso	8/21/2015	Follow Up
JAR Bakers Supply	81	Brian E. Steere	N	Brian E. Steere	7/9/2015	Follow Up
Jeanne Jugan Residence	86	Michael McBurney	N	Michael McBurney	3/2/2015	Follow Up
JKM Enterprises II	92	Brandi-Lyn Colacone	N	Ryan Grasso	2/23/2015	Follow Up
John H. Collins & Sons Company	27	Nathan P. Daggett	Y	Nathan P. Daggett	12/10/2015	Follow Up
John H. Collins & Sons Company	27	Nathan P. Daggett	Y	SYSTEM	12/2/2015	Sample
John H. Collins & Sons Company	27	Nathan P. Daggett	Y	Nathan P. Daggett	9/11/2015	Follow Up
John H. Collins & Sons Company	27	Nathan P. Daggett	Y	Nathan P. Daggett	6/1/2015	Follow Up
John H. Collins & Sons Company	27	Nathan P. Daggett	Y	Nathan P. Daggett	3/12/2015	Annual
John H. Collins & Sons Company	27	Nathan P. Daggett	Y	Nathan P. Daggett	3/12/2015	Sample
John H. Collins & Sons Company	27	Nathan P. Daggett	Y	SYSTEM	3/12/2015	Sample

**Bucklin Point  
Inspection History - 2015**

<b>Company</b>	<b>Category</b>	<b>Engineer Assigned</b>	<b>Significant</b>	<b>Inspected By</b>	<b>Date</b>	<b>Inspection Type</b>
John O. Eastman, D.D.S. Inc.	94	Jared Urban	N	Jared Urban	8/27/2015	Follow Up
Johnston Donuts, Inc.	85	Michael McBurney	N	Michael McBurney	8/28/2015	Follow Up
Joseph Jenks Jr. High School	86	Brandi-Lyn Colacone	N	Ryan Grasso	9/22/2015	Follow Up
J's Deli	85	Michael McBurney	N	Michael McBurney	8/28/2015	Follow Up
K & A El Masri- Ronzio Pizza	85	Michael McBurney	N	Michael McBurney	11/20/2015	Follow Up
K&W Webbing Company	23	Nathan P. Daggett	N	Nathan P. Daggett	12/1/2015	Follow Up
K&W Webbing Company	23	Nathan P. Daggett	N	Nathan P. Daggett	6/1/2015	Follow Up
KD Coney	85	Brandi-Lyn Colacone	N	Ryan Grasso	5/11/2015	Follow Up
Kenneth Castellucci & Associates, Inc.	42	Nathan P. Daggett	N	Nathan P. Daggett	12/9/2015	Follow Up
Kenneth Castellucci & Associates, Inc.	42	Nathan P. Daggett	N	Nathan P. Daggett	6/3/2015	Follow Up
Key Container Corporation	24	Brian E. Steere	N	Nathan P. Daggett	12/16/2015	Follow Up
Key Container Corporation	24	Brian E. Steere	N	Ryan Grasso	6/18/2015	Follow Up
Key Container Corporation	24	Brian E. Steere	N	Ryan Grasso	4/6/2015	Follow Up
Kitchen & Counter Top Center of N.E.	74	Brian E. Steere	N	Brian E. Steere	12/10/2015	Follow Up
Kiwi Burst Yogurt Shop	85	Travis Costa	N	Travis Costa	4/28/2015	Follow Up
KMN, LLC	85	Jared Urban	N	Jared Urban	9/15/2015	Follow Up
La Arepa	85	Brian E. Steere	N	Brian E. Steere	2/27/2015	Follow Up
La Sopressa	74	Brian E. Steere	N	Brian E. Steere	2/12/2015	Initial Inspection
La Vaca Flaca	71	Brian E. Steere	N	Brian E. Steere	9/21/2015	Follow Up
Lane Foods, Inc.	85	Brandi-Lyn Colacone	N	Ryan Grasso	6/25/2015	Follow Up
Laundromax	92	Jared Urban	N	Jared Urban	4/30/2015	Follow Up
Leedon Webbing Co., Inc.	44	Kyle C. Gannon	N	Kyle C. Gannon	12/7/2015	Follow Up
Leedon Webbing Co., Inc.	44	Kyle C. Gannon	N	Kyle C. Gannon	6/8/2015	Follow Up
Len's Hot Dog Haven	85	Kyle C. Gannon	N	Kyle C. Gannon	11/30/2015	Follow Up
Leon Markarov Dental Prosthetics	59	Nathan P. Daggett	N	Nathan P. Daggett	12/16/2015	Follow Up
Leon Markarov Dental Prosthetics	59	Nathan P. Daggett	N	Nathan P. Daggett	5/28/2015	Follow Up
Li Lai Wok (Central Ave.)	71	Kyle C. Gannon	N	Kyle C. Gannon	7/16/2015	Follow Up
Lima's Place	85	Michael McBurney	N	Michael McBurney	9/8/2015	Meeting
Lincoln Animal Hospital	94	Kyle C. Gannon	N	Kyle C. Gannon	1/23/2015	Follow Up
Lincoln Laundromat	92	Michael McBurney	N	Michael McBurney	9/11/2015	Follow Up
Lincoln Manufacturing, Inc.	22	Nathan P. Daggett	Y	Nathan P. Daggett	12/9/2015	Follow Up
Lincoln Manufacturing, Inc.	22	Nathan P. Daggett	Y	Nathan P. Daggett	10/22/2015	Annual
Lincoln Manufacturing, Inc.	22	Nathan P. Daggett	Y	SYSTEM	9/15/2015	Sample
Lincoln Manufacturing, Inc.	22	Nathan P. Daggett	Y	SYSTEM	8/26/2015	Sample
Lincoln Manufacturing, Inc.	22	Nathan P. Daggett	Y	Nathan P. Daggett	6/11/2015	Follow Up
Lincoln Manufacturing, Inc.	22	Nathan P. Daggett	Y	Nathan P. Daggett	3/27/2015	Follow Up
Lincoln Manufacturing, Inc.	22	Nathan P. Daggett	Y	Nathan P. Daggett	3/5/2015	Sample
Lindbergh Auto Body, Inc.	97	Brandi-Lyn Colacone	N	Brian E. Steere	10/9/2015	Follow Up
Lindbergh Auto Body, Inc.	97	Brandi-Lyn Colacone	N	Brian E. Steere	3/31/2015	Follow Up
Liquid Blue	23	Kyle C. Gannon	Y	Kyle C. Gannon	12/9/2015	Follow Up
Liquid Blue	23	Kyle C. Gannon	Y	SYSTEM	9/2/2015	Sample
Liquid Blue	23	Kyle C. Gannon	Y	Kyle C. Gannon	7/29/2015	Annual
Liquid Blue	23	Kyle C. Gannon	Y	Kyle C. Gannon	6/18/2015	Follow Up
Liquid Blue	23	Kyle C. Gannon	Y	Kyle C. Gannon	3/26/2015	Follow Up
Liquid Blue	23	Kyle C. Gannon	Y	SYSTEM	3/24/2015	Sample
LLeras Grille LLC	74	Brian E. Steere	N	Brian E. Steere	10/27/2015	Follow Up
LLeras Grille LLC	74	Brian E. Steere	N	Brian E. Steere	9/21/2015	Initial Inspection
LMP Enterprises	85	Brandi-Lyn Colacone	N	Ryan Grasso	2/23/2015	Follow Up
Lonsdale Donuts	85	Jared Urban	N	Jared Urban	5/19/2015	Follow Up
Lucky Chen	85	Jared Urban	N	Jared Urban	8/24/2015	Follow Up
Lucky Chen Corp 2	85	Jared Urban	N	Jared Urban	8/24/2015	Follow Up
Luxury Dry Cleaners	92	Brandi-Lyn Colacone	N	Ryan Grasso	6/11/2015	Follow Up
M & M NY System	85	Jared Urban	N	Jared Urban	6/24/2015	Follow Up
M. Weisman Roofing Co.	60	Ian E. Jardin	N	Ian E. Jardin	9/9/2015	Initial Inspection
Madison Cutting Tool	41	Nathan P. Daggett	N	Nathan P. Daggett	11/24/2015	Follow Up
Madison Cutting Tool	41	Nathan P. Daggett	N	Nathan P. Daggett	6/2/2015	Follow Up
Main Street Market, Inc.	82	Michael McBurney	N	Michael McBurney	8/12/2015	Follow Up
Main Street Market, Inc.	82	Michael McBurney	N	Michael McBurney	7/8/2015	Follow Up
Makin Central Inc.	85	Kyle C. Gannon	N	Kyle C. Gannon	7/16/2015	Initial Inspection
Manning - Heffern, Inc.	71	Michael McBurney	N	Michael McBurney	7/8/2015	Follow Up
Manning Heffern Inc.	96	Michael McBurney	N	Michael McBurney	7/8/2015	Initial Inspection
Manville	78	Nathan Dean	N	Ian E. Jardin	12/30/2015	Industrial Area
Manville	78	Nathan Dean	N	Kyle C. Gannon	12/30/2015	Industrial Area
Manville Cleaning Center	92	Jared Urban	N	Jared Urban	4/29/2015	Follow Up
Mara International Inc.	71	Jared Urban	N	Jared Urban	10/22/2015	Follow Up
Marotta Food Corporation	82	Michael McBurney	N	Michael McBurney	11/24/2015	Follow Up
Masbro Polishing Company, Inc.	42	Travis Costa	N	Travis Costa	12/15/2015	Follow Up

**Bucklin Point  
Inspection History - 2015**

<b>Company</b>	<b>Category</b>	<b>Engineer Assigned</b>	<b>Significant</b>	<b>Inspected By</b>	<b>Date</b>	<b>Inspection Type</b>
Masbro Polishing Company, Inc.	42	Travis Costa	N	Travis Costa	11/10/2015	Follow Up
Masbro Polishing Company, Inc.	42	Travis Costa	N	Travis Costa	6/10/2015	Follow Up
Masbro Polishing Company, Inc.	42	Travis Costa	N	Travis Costa	2/4/2015	Follow Up
Materion Technical Materials, Inc.	11	Nathan P. Daggett	Y	Nathan P. Daggett	12/2/2015	Follow Up
Materion Technical Materials, Inc.	11	Nathan P. Daggett	Y	SYSTEM	11/3/2015	Sample
Materion Technical Materials, Inc.	11	Nathan P. Daggett	Y	Nathan P. Daggett	9/15/2015	Annual
Materion Technical Materials, Inc.	11	Nathan P. Daggett	Y	Nathan P. Daggett	8/14/2015	Follow Up
Materion Technical Materials, Inc.	11	Nathan P. Daggett	Y	Nathan P. Daggett	6/22/2015	Follow Up
Materion Technical Materials, Inc.	11	Nathan P. Daggett	Y	Nathan P. Daggett	6/3/2015	Follow Up
Materion Technical Materials, Inc.	11	Nathan P. Daggett	Y	Nathan P. Daggett	3/24/2015	Follow Up
Materion Technical Materials, Inc.	11	Nathan P. Daggett	Y	SYSTEM	1/21/2015	Sample
Matos Bakery	81	Kyle C. Gannon	N	Kyle C. Gannon	7/8/2015	Follow Up
McDonald's - Armistice Blvd.	85	Jared Urban	N	Jared Urban	5/13/2015	Follow Up
McDonald's - Mendon Road	85	Jared Urban	N	Jared Urban	4/16/2015	Follow Up
Meeting Street Mill Complex	78	Nathan Dean	N	Abigail Bernier	3/18/2015	Industrial Area
Meeting Street Mill Complex	78	Nathan Dean	N	Kyle C. Gannon	3/18/2015	Industrial Area
Memorial Hospital of RI	90	Ian E. Jardin	N	Ian E. Jardin	7/29/2015	Follow Up
Mercury Print & Mail Company, Inc	42	Nathan P. Daggett	N	Nathan P. Daggett	12/1/2015	Follow Up
Mercury Print & Mail Company, Inc	42	Nathan P. Daggett	N	Nathan P. Daggett	6/2/2015	Follow Up
Michael Healy Designs, Inc.	41	Travis Costa	N	Travis Costa	12/8/2015	Follow Up
Michael Healy Designs, Inc.	41	Travis Costa	N	Travis Costa	6/22/2015	Follow Up
Michael Healy Designs, Inc.	41	Travis Costa	N	Travis Costa	5/7/2015	Follow Up
Michael's Meats	81	Michael McBurney	N	Michael McBurney	11/20/2015	Follow Up
Microfibres, Inc.	23	Kyle C. Gannon	Y	Kyle C. Gannon	12/22/2015	Follow Up
Microfibres, Inc.	23	Kyle C. Gannon	Y	SYSTEM	11/18/2015	Sample
Microfibres, Inc.	23	Kyle C. Gannon	Y	Kyle C. Gannon	6/17/2015	Follow Up
Microfibres, Inc.	23	Kyle C. Gannon	Y	Kyle C. Gannon	5/5/2015	Annual
Microfibres, Inc.	23	Kyle C. Gannon	Y	Kyle C. Gannon	3/26/2015	Follow Up
Microfibres, Inc.	23	Kyle C. Gannon	Y	Kyle C. Gannon	3/18/2015	Sample
Middle Central Falls	78	Nathan Dean	N	Brian E. Steere	2/12/2015	Industrial Area
Middle Central Falls	78	Nathan Dean	N	Jared Urban	2/12/2015	Industrial Area
Mineral Enterprises Inc.	85	Jared Urban	N	Jared Urban	7/21/2015	Follow Up
Modern Diner	85	Brandi-Lyn Colacone	N	Brian E. Steere	9/8/2015	Follow Up
Montecristo Restaurant	85	Jared Urban	N	Jared Urban	10/27/2015	Follow Up
Montecristo Restaurant	85	Jared Urban	N	Jared Urban	9/22/2015	Follow Up
Montecristo Restaurant	85	Jared Urban	N	Jared Urban	2/12/2015	Initial Inspection
Moo, inc.	60	Jared Urban	N	Jared Urban	4/30/2015	Initial Inspection
Moon Star Chinese Restaurant	85	Brandi-Lyn Colacone	N	Ryan Grasso	3/16/2015	Follow Up
Moshassuck Valley Industrial Hwy	78	Nathan Dean	N	Brian E. Steere	10/20/2015	Industrial Area
Moshassuck Valley Industrial Hwy	78	Nathan Dean	N	Travis Costa	10/20/2015	Industrial Area
Motown Pizza, LLC	85	Jared Urban	N	Jared Urban	8/20/2015	Follow Up
Multi-Wall Packaging a Division of ITW	42	Travis Costa	N	Travis Costa	12/14/2015	Follow Up
Multi-Wall Packaging a Division of ITW	42	Travis Costa	N	Travis Costa	6/2/2015	Follow Up
Murdock Webbing Co., Inc.	23	Kyle C. Gannon	Y	Kyle C. Gannon	12/7/2015	Follow Up
Murdock Webbing Co., Inc.	23	Kyle C. Gannon	Y	SYSTEM	10/21/2015	Sample
Murdock Webbing Co., Inc.	23	Kyle C. Gannon	Y	Kyle C. Gannon	9/24/2015	Annual
Murdock Webbing Co., Inc.	23	Kyle C. Gannon	Y	Kyle C. Gannon	6/8/2015	Follow Up
Murdock Webbing Co., Inc.	23	Kyle C. Gannon	Y	Kyle C. Gannon	3/26/2015	Follow Up
Murdock Webbing Co., Inc.	23	Kyle C. Gannon	Y	Kyle C. Gannon	2/18/2015	Sample
Murphy's Law	85	Travis Costa	N	Travis Costa	5/26/2015	Follow Up
Narragansett Park Drive	78	Nathan Dean	N	Brian E. Steere	10/7/2015	Industrial Area
Narragansett Park Drive	78	Nathan Dean	N	Travis Costa	10/7/2015	Industrial Area
NECVW, Inc.	97	Brian E. Steere	N	Brian E. Steere	9/23/2015	Meeting
Neptco, Inc.	53	Ian E. Jardin	N	Ian E. Jardin	12/8/2015	Follow Up
Neptco, Inc.	53	Ian E. Jardin	N	Ian E. Jardin	6/2/2015	Follow Up
Neurotech Pharmaceuticals, Inc.	95	Nathan P. Daggett	N	Nathan P. Daggett	1/20/2015	Follow Up
New England Catering Service, LLC	85	Brian E. Steere	N	Brian E. Steere	10/6/2015	Follow Up
New England Donuts, LLC	71	Brian E. Steere	N	Brian E. Steere	2/13/2015	Follow Up
New England Linen Supply, Inc.	25	Nathan P. Daggett	Y	SYSTEM	10/6/2015	Sample
New England Linen Supply, Inc.	25	Nathan P. Daggett	Y	Kerry Britt	9/1/2015	Meeting
New England Linen Supply, Inc.	25	Nathan P. Daggett	Y	Nathan P. Daggett	7/9/2015	Meeting
New England Linen Supply, Inc.	25	Nathan P. Daggett	Y	Nathan P. Daggett	6/2/2015	Follow Up
New England Linen Supply, Inc.	25	Nathan P. Daggett	Y	Nathan P. Daggett	1/14/2015	Annual
New England Linen Supply, Inc.	25	Nathan P. Daggett	Y	SYSTEM	1/6/2015	Sample
New England Way	78	Nathan Dean	N	Brian E. Steere	2/12/2015	Industrial Area
New England Way	78	Nathan Dean	N	Nathan P. Daggett	2/12/2015	Industrial Area
New Harvest Coffee Roasters	85	Jared Urban	N	Jared Urban	5/1/2015	Follow Up

**Bucklin Point  
Inspection History - 2015**

<b>Company</b>	<b>Category</b>	<b>Engineer Assigned</b>	<b>Significant</b>	<b>Inspected By</b>	<b>Date</b>	<b>Inspection Type</b>
New Harvest Coffee Roasters	85	Jared Urban	N	Jared Urban	2/18/2015	Initial Inspection
New Hong Kong (OOB)	71	Brandi-Lyn Colacone	N	Ryan Grasso	1/23/2015	Follow Up
Newman Avenue	78	Nathan Dean	N	Kyle C. Gannon	3/10/2015	Industrial Area
Newman Avenue	78	Nathan Dean	N	Nathan P. Daggett	3/10/2015	Industrial Area
Newport 223 Donuts, Inc.	85	Kyle C. Gannon	N	Kyle C. Gannon	3/24/2015	Follow Up
Newport Ave Donut-81 Newport	85	Kyle C. Gannon	N	Kyle C. Gannon	3/24/2015	Follow Up
Newport Cedar Donuts, Inc.	85	Kyle C. Gannon	N	Kyle C. Gannon	2/25/2015	Follow Up
Newport Division Donuts, Inc.	85	Brian E. Steere	N	Brian E. Steere	1/22/2015	Follow Up
Next Bite Pizza & Grill	71	Jared Urban	N	Jared Urban	1/23/2015	Follow Up
North American Salt & Fresh Fish Corp.	81	Michael McBurney	N	Michael McBurney	2/25/2015	Follow Up
North Central Industrial Park	78	Nathan Dean	N	Ian E. Jardin	4/30/2015	Industrial Area
North Central Industrial Park	78	Nathan Dean	N	Michael McBurney	4/30/2015	Industrial Area
Northeast Knitting, Inc.	23	Brian E. Steere	N	Brian E. Steere	12/18/2015	Follow Up
Northeast Knitting, Inc.	23	Brian E. Steere	N	Brian E. Steere	6/29/2015	Follow Up
Northern Central Falls	78	Nathan Dean	N	Abigail Bernier	3/25/2015	Industrial Area
Northern Central Falls	78	Nathan Dean	N	Brian E. Steere	3/25/2015	Industrial Area
Northern East Providence	78	Nathan Dean	N	Abigail Bernier	10/21/2015	Industrial Area
Northern East Providence	78	Nathan Dean	N	Brian E. Steere	10/21/2015	Industrial Area
Nosh LLC	71	Michael McBurney	N	Michael McBurney	7/31/2015	Follow Up
Nosh LLC	71	Michael McBurney	N	Michael McBurney	1/13/2015	Follow Up
Nosh LLC	71	Michael McBurney	N	Michael McBurney	1/7/2015	Initial Inspection
Nuzzo Campion Stone Enterprises, Inc.	71	Ian E. Jardin	N	Ian E. Jardin	1/21/2015	Follow Up
Oak Hill Health & Rehabilitation Center	86	Jared Urban	N	Jared Urban	4/30/2015	Initial Inspection
Ocean Fresh Seafood Market Corp.	71	Travis Costa	N	Travis Costa	7/23/2015	Follow Up
Ocean Fresh Seafood Market Corp.	71	Travis Costa	N	Travis Costa	5/7/2015	Follow Up
Ocean State Five II, LLC	85	Michael McBurney	N	Michael McBurney	8/13/2015	Follow Up
OLSL Lincoln Place	86	Brian E. Steere	N	Brian E. Steere	11/23/2015	Follow Up
On the Go Laundromat	92	Jared Urban	N	Jared Urban	7/24/2015	Follow Up
Original Pizza of Boston	53	Nathan P. Daggett	N	Nathan P. Daggett	12/9/2015	Follow Up
Original Pizza of Boston	53	Nathan P. Daggett	N	Nathan P. Daggett	6/3/2015	Follow Up
Orion Retail	26	Ian E. Jardin	N	Ian E. Jardin	12/11/2015	Follow Up
Orion Retail	26	Ian E. Jardin	N	Ian E. Jardin	6/23/2015	Follow Up
Osram Sylvania, Inc.	27	Ian E. Jardin	Y	Ian E. Jardin	2/24/2015	Follow Up
Osram Sylvania, Inc.	27	Ian E. Jardin	Y	Ian E. Jardin	1/5/2015	Annual
Our Place on North Broadway	85	Jared Urban	N	Jared Urban	3/23/2015	Follow Up
P & G Bowling, Inc.	85	Kyle C. Gannon	N	Kyle C. Gannon	7/30/2015	Follow Up
Packaging Concepts, Ltd.	71	Nathan P. Daggett	N	Nathan P. Daggett	6/3/2015	Follow Up
Packaging Graphics, LLC	24	Travis Costa	N	Travis Costa	12/3/2015	Follow Up
Packaging Graphics, LLC	24	Travis Costa	N	Travis Costa	11/2/2015	Follow Up
Packaging Graphics, LLC	24	Travis Costa	N	Travis Costa	6/4/2015	Follow Up
Pamfilio's Italian Deli	85	Brandi-Lyn Colacone	N	Ryan Grasso	9/11/2015	Follow Up
Papa Gino's #408	85	Michael McBurney	N	Michael McBurney	11/4/2015	Follow Up
Papa Gino's-Lincoln Mall	85	Brian E. Steere	N	Brian E. Steere	11/23/2015	Follow Up
Parkway Apartments, L.P.	86	Jared Urban	N	Jared Urban	6/25/2015	Follow Up
Patriot Textiles, Inc.	23	Nathan P. Daggett	N	Nathan P. Daggett	12/10/2015	Follow Up
Patriot Textiles, Inc.	23	Nathan P. Daggett	N	Nathan P. Daggett	6/8/2015	Follow Up
Paulo J. Darosa, D.D.S.	71	Travis Costa	N	Travis Costa	8/20/2015	Follow Up
Paulo J. Darosa, D.D.S.	71	Travis Costa	N	Travis Costa	5/20/2015	Follow Up
Paulo J. Darosa, D.D.S.	71	Travis Costa	N	Travis Costa	2/4/2015	Follow Up
Paulo J. DaRosa, DDS	94	Travis Costa	N	Travis Costa	11/3/2015	Initial Inspection
Pawtucket Ave:Esten Avenue Mill Area	78	Nathan Dean	N	Jared Urban	2/18/2015	Industrial Area
Pawtucket House of Pizza	85	Kyle C. Gannon	N	Kyle C. Gannon	11/3/2015	Follow Up
Pawtucket House of Pizza	85	Kyle C. Gannon	N	Kyle C. Gannon	1/23/2015	Follow Up
Pawtucket Lion Pizza, Inc.	85	Jared Urban	N	Jared Urban	9/21/2015	Follow Up
Pawtucket Power Associates	16	Ian E. Jardin	Y	Ian E. Jardin	12/14/2015	Follow Up
Pawtucket Power Associates	16	Ian E. Jardin	Y	Ian E. Jardin	9/15/2015	Annual
Pawtucket Power Associates	16	Ian E. Jardin	Y	SYSTEM	9/9/2015	Sample
Pawtucket Power Associates	16	Ian E. Jardin	Y	Ian E. Jardin	6/11/2015	Follow Up
Pawtucket Power Associates	16	Ian E. Jardin	Y	Ian E. Jardin	5/11/2015	Sample
Pawtucket Power Associates	16	Ian E. Jardin	Y	Ian E. Jardin	3/16/2015	Follow Up
Pawtucket Power Associates	16	Ian E. Jardin	Y	SYSTEM	2/24/2015	Sample
Pawtucket Skilled Nursing	86	Kyle C. Gannon	N	Kyle C. Gannon	7/30/2015	Follow Up
Pawtucket Taco	85	Brian E. Steere	N	Brian E. Steere	1/22/2015	Follow Up
PCL Fixtures, Inc.	24	Nathan P. Daggett	N	Nathan P. Daggett	12/10/2015	Follow Up
PCL Fixtures, Inc.	24	Nathan P. Daggett	N	Nathan P. Daggett	8/13/2015	Initial Inspection
Pepper Dining Inc.	85	Kyle C. Gannon	N	Kyle C. Gannon	8/25/2015	Follow Up
Pepperoni's of Lincoln, LLC	85	Kyle C. Gannon	N	Kyle C. Gannon	7/29/2015	Follow Up

**Bucklin Point  
Inspection History - 2015**

<b>Company</b>	<b>Category</b>	<b>Engineer Assigned</b>	<b>Significant</b>	<b>Inspected By</b>	<b>Date</b>	<b>Inspection Type</b>
Phoenix Converting Corporation	59	Ian E. Jardin	N	Ian E. Jardin	12/8/2015	Follow Up
Phoenix Converting Corporation	59	Ian E. Jardin	N	Ian E. Jardin	5/20/2015	Follow Up
Piatek Machine Co., Inc.	42	Ian E. Jardin	N	Ian E. Jardin	12/11/2015	Follow Up
Piatek Machine Co., Inc.	42	Ian E. Jardin	N	Ian E. Jardin	6/11/2015	Follow Up
Piezoni's	71	Kyle C. Gannon	N	Kyle C. Gannon	1/7/2015	Follow Up
Pizza Man of Cumberland	85	Brian E. Steere	N	Brian E. Steere	7/9/2015	Follow Up
Pizzaworks	85	Michael McBurney	N	Michael McBurney	5/6/2015	Follow Up
Pizzeria Romana	85	Kyle C. Gannon	N	Kyle C. Gannon	8/25/2015	Follow Up
PMG Inc.	85	Brandi-Lyn Colacone	N	Ryan Grasso	2/6/2015	Follow Up
Poly/Sperse, Corp.	22	Travis Costa	N	Travis Costa	12/1/2015	Follow Up
Poly/Sperse, Corp.	22	Travis Costa	N	Travis Costa	6/2/2015	Follow Up
Poly/Sperse, Corp.	22	Travis Costa	N	Travis Costa	4/16/2015	Follow Up
Poppy's Family Restaurant	85	Jared Urban	N	Jared Urban	11/10/2015	Follow Up
Precision Polishing & Ornament	42	Travis Costa	N	Travis Costa	12/8/2015	Follow Up
Precision Polishing & Ornament	42	Travis Costa	N	Travis Costa	8/13/2015	Follow Up
Precision Polishing & Ornament	42	Travis Costa	N	Travis Costa	6/23/2015	Follow Up
Princess Enterprise, Inc.	85	Michael McBurney	N	Michael McBurney	5/19/2015	Initial Inspection
Printmakers, Inc.	93	Travis Costa	N	Travis Costa	11/25/2015	Follow Up
Printmakers, Inc.	93	Travis Costa	N	Travis Costa	10/15/2015	Follow Up
Prospect CharterCare SJHSRI (Roosevelt)	94	Ian E. Jardin	N	Ian E. Jardin	5/6/2015	Initial Inspection
Prospect Pizza	85	Jared Urban	N	Jared Urban	1/23/2015	Initial Inspection
Prothera Biologics	71	Ian E. Jardin	N	Ian E. Jardin	1/22/2015	Follow Up
Providence Braid Co., Inc.	44	Kyle C. Gannon	N	Kyle C. Gannon	12/7/2015	Follow Up
Providence Braid Co., Inc.	44	Kyle C. Gannon	N	Kyle C. Gannon	6/11/2015	Follow Up
Providence Metallizing Company, Inc.	11	Abigail Bernier	Y	Abigail Bernier	12/10/2015	Annual
Providence Metallizing Company, Inc.	11	Abigail Bernier	Y	SYSTEM	12/1/2015	Sample
Providence Metallizing Company, Inc.	11	Abigail Bernier	Y	Abigail Bernier	10/26/2015	Follow Up
Providence Metallizing Company, Inc.	11	Abigail Bernier	Y	Abigail Bernier	8/14/2015	Follow Up
Providence Metallizing Company, Inc.	11	Abigail Bernier	Y	Abigail Bernier	6/16/2015	Follow Up
Providence Metallizing Company, Inc.	11	Abigail Bernier	Y	SYSTEM	5/13/2015	Sample
Providence Metallizing Company, Inc.	11	Abigail Bernier	Y	Abigail Bernier	4/21/2015	Follow Up
Providence Wire Creations, Inc. (Pawt)	71	Nathan P. Daggett	N	Nathan P. Daggett	12/1/2015	Follow Up
Providence Wire Creations, Inc. (Pawt)	71	Nathan P. Daggett	N	Nathan P. Daggett	5/22/2015	Follow Up
Putnam Holdings, Inc.	49	Ian E. Jardin	N	Ian E. Jardin	12/21/2015	Follow Up
Putnam Holdings, Inc.	49	Ian E. Jardin	N	Ian E. Jardin	6/23/2015	Follow Up
Putnam Holdings, Inc.	49	Ian E. Jardin	N	Ian E. Jardin	4/1/2015	Follow Up
Putnam Holdings, Inc.	49	Ian E. Jardin	N	Ian E. Jardin	1/6/2015	Follow Up
R & D Manufacturing, Inc.	41	Nathan P. Daggett	N	Nathan P. Daggett	11/24/2015	Follow Up
R & D Manufacturing, Inc.	41	Nathan P. Daggett	N	Nathan P. Daggett	6/1/2015	Follow Up
Raheb Restaurant, Inc.	85	Jared Urban	N	Jared Urban	7/24/2015	Follow Up
Rand Whitney Southeast Container, LLC	24	Nathan P. Daggett	N	Nathan P. Daggett	12/1/2015	Follow Up
Rand Whitney Southeast Container, LLC	24	Nathan P. Daggett	N	Nathan P. Daggett	6/2/2015	Follow Up
Restaurante Serra Da Estrela	85	Brian E. Steere	N	Brian E. Steere	4/30/2015	Follow Up
Rhode Island Textile Company	23	Travis Costa	N	Travis Costa	12/16/2015	Follow Up
Rhode Island Textile Company	23	Travis Costa	N	Travis Costa	6/24/2015	Follow Up
Ribbon By Design	60	Travis Costa	N	Travis Costa	2/5/2015	Initial Inspection
RIDCO Casting Co.	21	Brandi-Lyn Colacone	N	Nathan P. Daggett	12/16/2015	Follow Up
RIDCO Casting Co.	21	Brandi-Lyn Colacone	N	Ryan Grasso	6/18/2015	Follow Up
RIDCO Casting Co.	21	Brandi-Lyn Colacone	N	Ryan Grasso	4/7/2015	Follow Up
Right Spot Diner	85	Brian E. Steere	N	Brian E. Steere	9/28/2015	Follow Up
Rivero LLC	85	Brian E. Steere	N	Brian E. Steere	5/21/2015	Initial Inspection
Riviera Inn	85	Jared Urban	N	Jared Urban	2/3/2015	Follow Up
Rosco Manufacturing, LLC	42	Michael McBurney	N	Ian E. Jardin	12/15/2015	Follow Up
Rosco Manufacturing, LLC	42	Michael McBurney	N	Ryan Grasso	6/16/2015	Follow Up
Rosco Manufacturing, LLC	42	Michael McBurney	N	Ryan Grasso	3/20/2015	Follow Up
Rose Sub LLC	85	Michael McBurney	N	Michael McBurney	11/20/2015	Follow Up
Royal Cleaners, Inc.	92	Travis Costa	N	Travis Costa	7/27/2015	Follow Up
S & J Entertainment Inc.	71	Brian E. Steere	N	Brian E. Steere	11/23/2015	Follow Up
S & P Pizza, LLC	85	Jared Urban	N	Jared Urban	8/24/2015	Follow Up
Sarkis Hagopian Enterprises LLC	85	Jared Urban	N	Jared Urban	10/22/2015	Follow Up
Senior Lifestyle Emerald Bay LF	86	Michael McBurney	N	Michael McBurney	4/29/2015	Follow Up
Septage Station	77	Kerry M. Britt	N	Brian E. Steere	11/23/2015	Follow Up
Septage Station	77	Kerry M. Britt	N	Brian E. Steere	9/21/2015	Follow Up
Septage Station	77	Kerry M. Britt	N	Kyle C. Gannon	9/21/2015	Follow Up
Septage Station	77	Kerry M. Britt	N	Jared Urban	7/14/2015	Follow Up
Septage Station	77	Kerry M. Britt	N	Ryan Grasso	7/14/2015	Follow Up
Septage Station	77	Kerry M. Britt	N	Brian E. Steere	5/20/2015	Follow Up



**Bucklin Point  
Inspection History - 2015**

<b>Company</b>	<b>Category</b>	<b>Engineer Assigned</b>	<b>Significant</b>	<b>Inspected By</b>	<b>Date</b>	<b>Inspection Type</b>
Septage Station	77	Kerry M. Britt	N	Kyle C. Gannon	5/20/2015	Follow Up
Septage Station	77	Kerry M. Britt	N	Brian E. Steere	4/28/2015	Follow Up
Septage Station	77	Kerry M. Britt	N	Kyle C. Gannon	4/28/2015	Follow Up
Septage Station	77	Kerry M. Britt	N	Jared Urban	4/16/2015	Follow Up
Septage Station	77	Kerry M. Britt	N	Michael McBurney	4/16/2015	Follow Up
Septage Station	77	Kerry M. Britt	N	Jared Urban	3/17/2015	Follow Up
Septage Station	77	Kerry M. Britt	N	Michael McBurney	3/17/2015	Follow Up
Seven Stars Bakery - Newman Avenue	85	Kyle C. Gannon	N	Kyle C. Gannon	5/18/2015	Follow Up
Sewrite Embroidery	99	Ian E. Jardin	N	Ian E. Jardin	9/1/2015	Follow Up
Shaydan Inc.	85	Jared Urban	N	Jared Urban	1/23/2015	Follow Up
Simmering Soup Kitchen, LLC	81	Michael McBurney	N	Michael McBurney	8/12/2015	Follow Up
Sonid LLC	81	Brian E. Steere	N	Brian E. Steere	5/21/2015	Initial Inspection
Southern East Providence	78	Nathan Dean	N	Brian E. Steere	10/8/2015	Industrial Area
Southern East Providence	78	Nathan Dean	N	Ian E. Jardin	10/8/2015	Industrial Area
Sparkle City Laundromat	92	Michael McBurney	N	Michael McBurney	5/6/2015	Follow Up
Sparky's Restaurant	85	Michael McBurney	N	Michael McBurney	2/24/2015	Follow Up
Spin City Cumberland, LLC	92	Travis Costa	N	Travis Costa	7/21/2015	Follow Up
Spirit Recognition	99	Travis Costa	N	Travis Costa	9/23/2015	Follow Up
Splash Snack Bar and Grill	85	Brandi-Lyn Colacone	N	Ryan Grasso	10/9/2015	Follow Up
Spring House Chinese	85	Brian E. Steere	N	Brian E. Steere	4/28/2015	Follow Up
SRP Family Dental	71	Nathan P. Daggett	N	Nathan P. Daggett	2/5/2015	Follow Up
St. Raphael Academy - East Building	86	Jared Urban	N	Jared Urban	12/17/2015	Follow Up
St. Raphael Academy - West Building	99	Jared Urban	N	Jared Urban	12/17/2015	Follow Up
Stackbin Corporation	11	Travis Costa	Y	Travis Costa	12/2/2015	Follow Up
Stackbin Corporation	11	Travis Costa	Y	Travis Costa	10/29/2015	Annual
Stackbin Corporation	11	Travis Costa	Y	SYSTEM	10/14/2015	Sample
Stackbin Corporation	11	Travis Costa	Y	Travis Costa	8/21/2015	Follow Up
Stackbin Corporation	11	Travis Costa	Y	Travis Costa	6/17/2015	Follow Up
Stackbin Corporation	11	Travis Costa	Y	Travis Costa	5/8/2015	Follow Up
Stackbin Corporation	11	Travis Costa	Y	SYSTEM	4/6/2015	Sample
Stackbin Corporation	11	Travis Costa	Y	Travis Costa	3/25/2015	Follow Up
Starbucks Restaurant-Lincoln Mall	85	Brian E. Steere	N	Brian E. Steere	11/23/2015	Follow Up
Starbucks Restaurant-Lincoln Mall	85	Brian E. Steere	N	Brian E. Steere	4/1/2015	Follow Up
Stop & Shop Supermarket #704	82	Jared Urban	N	Jared Urban	6/9/2015	Follow Up
Stop & Shop Supermarket #710	82	Jared Urban	N	Jared Urban	6/9/2015	Follow Up
Stop & Shop Supermarket #712	82	Jared Urban	N	Jared Urban	6/9/2015	Follow Up
Subway (Pawtucket Avenue)	71	Michael McBurney	N	Michael McBurney	5/19/2015	Follow Up
Subway 95 Exit 30, LLC	85	Jared Urban	N	Jared Urban	9/21/2015	Follow Up
Subway-Broad Street	85	Jared Urban	N	Jared Urban	7/24/2015	Follow Up
Suds Plus Car Wash	97	Brian E. Steere	N	Brian E. Steere	3/31/2015	Follow Up
Summit Manufacturing Corporation	11	Nathan P. Daggett	Y	Nathan P. Daggett	12/1/2015	Follow Up
Summit Manufacturing Corporation	11	Nathan P. Daggett	Y	SYSTEM	9/15/2015	Sample
Summit Manufacturing Corporation	11	Nathan P. Daggett	Y	Nathan P. Daggett	9/2/2015	Annual
Summit Manufacturing Corporation	11	Nathan P. Daggett	Y	Nathan P. Daggett	6/1/2015	Follow Up
Summit Manufacturing Corporation	11	Nathan P. Daggett	Y	Nathan P. Daggett	3/3/2015	Follow Up
Summit Manufacturing Corporation	11	Nathan P. Daggett	Y	SYSTEM	1/26/2015	Sample
Sunoco, Inc. (R&M)	85	Jared Urban	N	Jared Urban	7/14/2015	Follow Up
Sunshine Market	81	Kyle C. Gannon	N	Kyle C. Gannon	4/28/2015	Follow Up
Swades, LLC	85	Kyle C. Gannon	N	Kyle C. Gannon	4/30/2015	Follow Up
Swan Cleaners	92	Kyle C. Gannon	N	Kyle C. Gannon	11/30/2015	Follow Up
Sweetland Foods, Inc.	81	Travis Costa	N	Travis Costa	10/29/2015	Follow Up
Sweetland Foods, Inc.	81	Travis Costa	N	Travis Costa	1/30/2015	Follow Up
Swissline Precision Manufacturing, Inc.	71	Nathan P. Daggett	N	Nathan P. Daggett	12/9/2015	Follow Up
Swissline Precision Manufacturing, Inc.	71	Nathan P. Daggett	N	Nathan P. Daggett	6/11/2015	Follow Up
Taco Mix	71	Brian E. Steere	N	Brian E. Steere	10/27/2015	Follow Up
Taco Mix	71	Brian E. Steere	N	Brian E. Steere	2/12/2015	Follow Up
Tanury Industries	11	Abigail Bernier	Y	Abigail Bernier	12/9/2015	Follow Up
Tanury Industries	11	Abigail Bernier	Y	SYSTEM	10/8/2015	Sample
Tanury Industries	11	Abigail Bernier	Y	Abigail Bernier	8/12/2015	Follow Up
Tanury Industries	11	Abigail Bernier	Y	Abigail Bernier	6/10/2015	Annual
Tanury Industries	11	Abigail Bernier	Y	Abigail Bernier	5/6/2015	Follow Up
Tanury Industries	11	Abigail Bernier	Y	SYSTEM	4/8/2015	Sample
Tanury Industries	11	Abigail Bernier	Y	Abigail Bernier	2/27/2015	Follow Up
Tanury Industries PVD, Inc.	11	Abigail Bernier	Y	SYSTEM	12/15/2015	Sample
Tanury Industries PVD, Inc.	11	Abigail Bernier	Y	Abigail Bernier	12/9/2015	Follow Up
Tanury Industries PVD, Inc.	11	Abigail Bernier	Y	Abigail Bernier	8/12/2015	Follow Up
Tanury Industries PVD, Inc.	11	Abigail Bernier	Y	SYSTEM	7/21/2015	Sample

**Bucklin Point  
Inspection History - 2015**

<b>Company</b>	<b>Category</b>	<b>Engineer Assigned</b>	<b>Significant</b>	<b>Inspected By</b>	<b>Date</b>	<b>Inspection Type</b>
Tanury Industries PVD, Inc.	11	Abigail Bernier	Y	Abigail Bernier	6/10/2015	Follow Up
Tanury Industries PVD, Inc.	11	Abigail Bernier	Y	Abigail Bernier	5/6/2015	Annual
Tanury Industries PVD, Inc.	11	Abigail Bernier	Y	Abigail Bernier	2/27/2015	Follow Up
Tanury Industries PVD, Inc.	11	Abigail Bernier	Y	SYSTEM	1/21/2015	Sample
Tanya Creations, Inc.	42	Nathan P. Daggett	N	Nathan P. Daggett	6/2/2015	Follow Up
Tastex Corporation	23	Travis Costa	N	Travis Costa	12/14/2015	Follow Up
Tastex Corporation	23	Travis Costa	N	Travis Costa	6/10/2015	Follow Up
Tastex Corporation	23	Travis Costa	N	Travis Costa	1/30/2015	Follow Up
Tasting's Wine Bar	74	Brian E. Steere	N	Brian E. Steere	11/23/2015	Initial Inspection
Tedor Pharma Inc.	14	Ian E. Jardin	Y	Ian E. Jardin	12/7/2015	Follow Up
Tedor Pharma Inc.	14	Ian E. Jardin	Y	SYSTEM	7/9/2015	Sample
Tedor Pharma Inc.	14	Ian E. Jardin	Y	Ian E. Jardin	6/3/2015	Follow Up
Tedor Pharma Inc.	14	Ian E. Jardin	Y	Ian E. Jardin	2/26/2015	Annual
Tedor Pharma Inc.	14	Ian E. Jardin	Y	SYSTEM	1/23/2015	Sample
Teknicote, Inc.	11	Nathan P. Daggett	Y	Nathan P. Daggett	11/24/2015	Annual
Teknicote, Inc.	11	Nathan P. Daggett	Y	SYSTEM	7/21/2015	Sample
Teknicote, Inc.	11	Nathan P. Daggett	Y	Nathan P. Daggett	6/1/2015	Follow Up
Teknicote, Inc.	11	Nathan P. Daggett	Y	SYSTEM	4/30/2015	Sample
Teknicote, Inc.	11	Nathan P. Daggett	Y	Nathan P. Daggett	1/6/2015	Follow Up
Teknor Apex - Mendon	37	Ian E. Jardin	N	Ian E. Jardin	12/8/2015	Follow Up
Teknor Apex - Mendon	37	Ian E. Jardin	N	Ian E. Jardin	6/2/2015	Follow Up
Teknor Apex Co.	27	Ian E. Jardin	N	Ian E. Jardin	12/8/2015	Follow Up
Teknor Apex Co.	27	Ian E. Jardin	N	Ian E. Jardin	8/13/2015	Follow Up
Teknor Apex Co.	27	Ian E. Jardin	N	Ian E. Jardin	6/2/2015	Follow Up
Texcel Industries, Inc.	23	Ian E. Jardin	N	Ian E. Jardin	12/1/2015	Follow Up
Texcel Industries, Inc.	23	Ian E. Jardin	N	Ian E. Jardin	6/11/2015	Follow Up
The Biga Bread Lab, LLC	71	Jared Urban	N	Jared Urban	4/20/2015	Follow Up
The Car Store, Inc.	97	Michael McBurney	N	Michael McBurney	5/6/2015	Follow Up
The Evans Company, Inc.	21	Brandi-Lyn Colacone	N	Ian E. Jardin	12/17/2015	Follow Up
The Evans Company, Inc.	21	Brandi-Lyn Colacone	N	Ryan Grasso	6/25/2015	Follow Up
The Family Dentist, Inc.	94	Brandi-Lyn Colacone	N	Ryan Grasso	2/20/2015	Follow Up
The INSCO Group	99	Abigail Bernier	N	Abigail Bernier	12/1/2015	Follow Up
The INSCO Group	99	Abigail Bernier	N	Abigail Bernier	6/10/2015	Follow Up
The Laundry Spa	71	Travis Costa	N	Travis Costa	6/2/2015	Follow Up
The Laundry Spa	71	Travis Costa	N	Travis Costa	5/5/2015	Follow Up
The Laundry Spa	71	Travis Costa	N	Travis Costa	3/11/2015	Initial Inspection
The Laundry Spa	71	Travis Costa	N	Travis Costa	3/4/2015	Meeting
The Mansion, Inc.	86	Jared Urban	N	Jared Urban	4/28/2015	Follow Up
The Okonite Company	27	Nathan P. Daggett	Y	SYSTEM	12/21/2015	Sample
The Okonite Company	27	Nathan P. Daggett	Y	SYSTEM	12/16/2015	Sample
The Okonite Company	27	Nathan P. Daggett	Y	Nathan P. Daggett	12/15/2015	Annual
The Okonite Company	27	Nathan P. Daggett	Y	Nathan P. Daggett	9/1/2015	Follow Up
The Okonite Company	27	Nathan P. Daggett	Y	Nathan P. Daggett	2/5/2015	Follow Up
The Pawtucket Checker Club, LLC	85	Michael McBurney	N	Michael McBurney	12/29/2015	Follow Up
The Rumford	71	Brian E. Steere	N	Brian E. Steere	11/10/2015	Follow Up
The Rumford	71	Brian E. Steere	N	Brian E. Steere	4/2/2015	Follow Up
The Seabra Group, LLC	82	Jared Urban	N	Jared Urban	11/10/2015	Follow Up
The Village Stylist	60	Nathan P. Daggett	N	Nathan P. Daggett	2/18/2015	Initial Inspection
Thyssenkrupp Materials	46	Ian E. Jardin	N	Ian E. Jardin	12/3/2015	Follow Up
Thyssenkrupp Materials	46	Ian E. Jardin	N	Ian E. Jardin	5/21/2015	Follow Up
Tiffany and Company	15	Ian E. Jardin	Y	Ian E. Jardin	12/7/2015	Follow Up
Tiffany and Company	15	Ian E. Jardin	Y	SYSTEM	11/4/2015	Sample
Tiffany and Company	15	Ian E. Jardin	Y	Ian E. Jardin	6/3/2015	Follow Up
Tiffany and Company	15	Ian E. Jardin	Y	Ian E. Jardin	2/11/2015	Annual
Tiffany and Company	15	Ian E. Jardin	Y	SYSTEM	2/11/2015	Sample
Tikal Bakery	74	Brian E. Steere	N	Brian E. Steere	5/21/2015	Follow Up
Tikal Bakery	74	Brian E. Steere	N	Brian E. Steere	2/12/2015	Initial Inspection
Tolo's Seafood and Chicken	71	Brian E. Steere	N	Brian E. Steere	1/22/2015	Follow Up
Tony's Pizza	85	Jared Urban	N	Jared Urban	8/20/2015	Follow Up
Top Shell LLC	81	Brian E. Steere	N	Brian E. Steere	7/30/2015	Meeting
Top Shell LLC	81	Brian E. Steere	N	Brian E. Steere	7/27/2015	Meeting
Torre Corp.	85	Kyle C. Gannon	N	Kyle C. Gannon	8/25/2015	Follow Up
Totis Pizza and Grill, Inc.	74	Jared Urban	N	Jared Urban	9/21/2015	Initial Inspection
Toti's Pizza Palace, Inc.	71	Jared Urban	N	Jared Urban	9/21/2015	Follow Up
Tracey Gear Inc.	42	Nathan P. Daggett	N	Nathan P. Daggett	12/1/2015	Follow Up
Tracey Gear Inc.	42	Nathan P. Daggett	N	Nathan P. Daggett	6/2/2015	Follow Up
Triple P's	71	Brian E. Steere	N	Brian E. Steere	2/4/2015	Follow Up

**Bucklin Point  
Inspection History - 2015**

<b>Company</b>	<b>Category</b>	<b>Engineer Assigned</b>	<b>Significant</b>	<b>Inspected By</b>	<b>Date</b>	<b>Inspection Type</b>
Tripletas Pide y Vete	71	Jared Urban	N	Jared Urban	10/2/2015	Follow Up
Tripletas Pide y Vete	71	Jared Urban	N	Jared Urban	2/12/2015	Initial Inspection
Troika Stone	72	Ian E. Jardin	N	Ian E. Jardin	9/9/2015	Follow Up
Troika Stone	72	Ian E. Jardin	N	Ian E. Jardin	6/11/2015	Follow Up
Troika Stone	72	Ian E. Jardin	N	Ian E. Jardin	1/21/2015	Initial Inspection
Truex, Inc.	11	Nathan P. Daggett	Y	Nathan P. Daggett	12/1/2015	Follow Up
Truex, Inc.	11	Nathan P. Daggett	Y	SYSTEM	10/7/2015	Sample
Truex, Inc.	11	Nathan P. Daggett	Y	Nathan P. Daggett	8/5/2015	Annual
Truex, Inc.	11	Nathan P. Daggett	Y	Nathan P. Daggett	6/8/2015	Follow Up
Truex, Inc.	11	Nathan P. Daggett	Y	Nathan P. Daggett	2/26/2015	Follow Up
Truex, Inc.	11	Nathan P. Daggett	Y	SYSTEM	2/25/2015	Sample
Uncle Tony's Pizza & Pasta	85	Michael McBurney	N	Michael McBurney	5/6/2015	Follow Up
Underground Hero's Inc.	85	Jared Urban	N	Jared Urban	6/25/2015	Follow Up
United Methodist Elder Care	86	Kyle C. Gannon	N	Kyle C. Gannon	11/30/2015	Follow Up
United Methodist Elder Care	86	Kyle C. Gannon	N	Kyle C. Gannon	2/19/2015	Follow Up
United Skates of America	85	Jared Urban	N	Jared Urban	9/15/2015	Follow Up
V. George Rustigian Rugs, Inc	99	Brian E. Steere	N	Brian E. Steere	7/9/2015	Follow Up
Valley Motors, Inc.	60	Nathan P. Daggett	N	Nathan P. Daggett	9/1/2015	Follow Up
Vandelay Ahi	85	Brian E. Steere	N	Brian E. Steere	11/23/2015	Follow Up
Village Pizza Inc.	85	Jared Urban	N	Jared Urban	7/21/2015	Follow Up
Village Press	24	Michael McBurney	N	Michael McBurney	12/29/2015	Follow Up
Village Press	24	Michael McBurney	N	Michael McBurney	7/2/2015	Follow Up
Visual Creations, Inc.	44	Nathan P. Daggett	N	Nathan P. Daggett	12/1/2015	Follow Up
Visual Creations, Inc.	44	Nathan P. Daggett	N	Nathan P. Daggett	5/22/2015	Follow Up
Vogue Industries LP	99	Ian E. Jardin	N	Ian E. Jardin	9/14/2015	Follow Up
Vogue Industries LP	99	Ian E. Jardin	N	Ian E. Jardin	7/14/2015	Follow Up
Walter R. Shaghalian D.M.D.	94	Nathan P. Daggett	N	Nathan P. Daggett	3/3/2015	Follow Up
Walt's Roast Beef	71	Brandi-Lyn Colacone	N	Ryan Grasso	3/6/2015	Follow Up
Wardwell Braiding Machine Company	26	Kyle C. Gannon	N	Kyle C. Gannon	12/7/2015	Follow Up
Wardwell Braiding Machine Company	26	Kyle C. Gannon	N	Kyle C. Gannon	6/8/2015	Follow Up
Water Works Car Wash	97	Michael McBurney	N	Michael McBurney	3/16/2015	Follow Up
Weeden Street Associates, LLC	24	Travis Costa	N	Travis Costa	12/14/2015	Follow Up
Weeden Street Associates, LLC	24	Travis Costa	N	Travis Costa	6/23/2015	Follow Up
Wendy's (Cottage Street)	85	Jared Urban	N	Jared Urban	6/8/2015	Follow Up
Wendy's (Cottage Street)	85	Jared Urban	N	Jared Urban	4/3/2015	Follow Up
Western Central Falls	78	Nathan Dean	N	Jared Urban	12/21/2015	Industrial Area
Western Central Falls	78	Nathan Dean	N	Nathan P. Daggett	12/21/2015	Industrial Area
Whetstone Workshop	60	Brian E. Steere	N	Brian E. Steere	11/10/2015	Initial Inspection
Whittet-Higgins Company	42	Brian E. Steere	N	Brian E. Steere	12/10/2015	Follow Up
Whittet-Higgins Company	42	Brian E. Steere	N	Brian E. Steere	6/29/2015	Follow Up
Wildtree	81	Ian E. Jardin	N	Ian E. Jardin	8/27/2015	Initial Inspection
Wildtree	81	Ian E. Jardin	N	Ian E. Jardin	5/18/2015	Meeting
Xelapan Bakery and Convenience	81	Brian E. Steere	N	Brian E. Steere	9/23/2015	Follow Up
Zaccagnini's Pastry Shoppe	81	Brian E. Steere	N	Brian E. Steere	12/18/2015	Follow Up
Zaccagnini's Pastry Shoppe	81	Brian E. Steere	N	Brian E. Steere	9/8/2015	Follow Up
Zaccagnini's Pastry Shoppe	81	Brian E. Steere	N	Brian E. Steere	7/9/2015	Follow Up
Zaccagnini's Pastry Shoppe	81	Brian E. Steere	N	Brian E. Steere	2/27/2015	Follow Up
Zebra Technologies Corporation	42	Ian E. Jardin	N	Ian E. Jardin	12/3/2015	Follow Up
Zebra Technologies Corporation	42	Ian E. Jardin	N	Ian E. Jardin	5/21/2015	Follow Up

***ATTACHMENT VOLUME II***

***SECTION 4***

***EMERGENCY OR SPECIAL  
INVESTIGATIONS***

***EMERGENCY OR SPECIAL  
INVESTIGATIONS***

***FIELD'S POINT***

## **Emergency or Special Investigations - FIELD'S POINT:**

- 01/13/15 Pretreatment staff responded to a report from McCauley House stating that a residence located at 638 Elmwood Ave, Providence was discharging waste grease from a food truck into the sewer system. Upon arrival the food truck was observed parked in the driveway and there was a drain that had solidified grease on and around it. The food truck owner showed staff a 50-gallon drum which contained waste grease. It was stated that all grease is collected in the drum and hauled off-site for disposal. The owner was instructed not to discharge any wastewater to the sewer without obtaining a Wastewater Discharge Permit.
- 01/16/15 Pretreatment staff responded to a report from the City of Providence stating there was a build up of grease in the line on Public Street in front of Apsara Asian Restaurant and the restaurant was experiencing a backup in its basement. Apsara is the only facility with the potential to impact the line with grease. An inspection of the facility revealed the exhaust hoods had been cleaned a couple of days prior and began experiencing issues with discharging. The restaurant contracted a company to jet the line and the backup occurred after the line cleaning. The grease removal unit in the facility had been cleaned earlier in the day. However, the frequency of cleaning could not be determined since the logbook was not being maintained. Apsara was issued a Notice of Violation.
- 04/30/15 Pretreatment staff responded to a report from a homeowner on Sixth Street in Providence, of sewer odors in the home. Upon arrival, the homeowner indicated that the odor was coming from a sump pump in the basement of the home which had backed up a few weeks prior to the investigation. Readings were taken with a four gas meter around the sump and all readings were normal. Samples were collected from the sump which will be analyzed for fecal coliform.
- 05/13/15 Pretreatment staff responded to a report from Rhode Island Resource Recovery Corporation (RIRRC) of an overflow in Sequencing Batch Reactor #2 (SBR #2), causing leachate to discharge to the ground. The other sequencing batch reactors and the post equalization tank were not impacted by the overflow. Most of the overflow was contained in a retention pond on the property. A small amount of the overflow leaked onto Shun Pike and into a catch basin. RIRRC placed absorbent materials to stop further contamination of the storm drain on Shun Pike. The firm indicated that they would have the storm drain pumped out. The sewer system was not adversely impacted by the overflow of leachate.
- 07/22/15 Pretreatment staff responded to a report from EMDA staff stating there was a barrel in the road at Allens Avenue and Eddy Street in Providence. Upon arrival at the location, there was a plastic barrel that appeared to contain fish that had leaked from a crack in the bottom. There was a strong fish odor coming from the barrel. There were no storm drains in the area. DEM was contacted and met Pretreatment staff at the location. The DEM removed the barrel for disposal and spread absorbent material on the material in the road. The sewer system was not impacted.

## **Emergency or Special Investigations - FIELD'S POINT:**

- 07/23/15 Pretreatment staff responded to a report from the City of Providence Department of Public Works regarding a gray substance in the sewer line near 150 Park Lane, Providence. The private lateral from 150 Park Lane was flushed on July 22, 2015 due to a backup in the facility. The substance was mixed in with the normal flow of the sewer and described as gray, soft, and fluffy. Pretreatment staff inspected the sewer line where the backup had occurred and did not observe anything unusual.
- 07/28/15 Pretreatment staff responded to a report from Field's Point Operations staff stating material removed from the bottom of the S-1 CSO Tunnel Shaft had been spilled on Ernest Street when being transported to the treatment plant. The spill occurred when the driver applied the brakes and the material moved around in the truck and over the side of the container. The spill consisted of approximately two to three gallons of solid and liquid material. Operations staff collected the solid material and applied sodium hypochlorite to the roadway. There are no catch basins in the area and the treatment plant was not impacted by the spill.
- 08/18/15 Pretreatment staff responded to a report from the City of Providence Department of Public Works of a grease blockage at the intersection of Hope Street and Glendale Avenue in Providence. The area upstream and downstream of the impacted sewer line was inspected. Eleven permitted food preparation facilities with the potential to discharge grease laden wastewater were noted to be in operation. These eleven facilities were inspected. Eight of the facilities were found to be in compliance with the terms of their permit and maintaining their grease removal units (GRU) and logbooks. Two permitted facilities, Kitchenbar and Hope Street Pizza, were inspected and found to have disconnected the GRU from the waste pipes of their kitchen fixtures. These restaurants were issued Notices of Violation and were required to immediately reconnect the GRU as indicated on their plans. In addition, Kitchenbar stated they had a backup inside the facility. A plumber was contracted to clean out the lateral from the facility. A large quantity of wipes was removed from the line. The final permitted facility, Lucky Kitchen, recently had the motor replaced, but the GRU was not operational at the time of inspection. Receipts and logsheets were provided showing the servicing of the GRU on August 15, 2015. The owner immediately contacted the vendor to come out and re-service the unit.
- 08/20/15 Pretreatment staff responded to a report from a neighbor of Ocean State Peeled Potatoes on Plainfield Pike in Johnston, stating the company was discharging potato washwater and a white colored wastestream out of the back of its facility. Upon investigation of the business and surrounding property, no evidence of any discharge was noted. The owner of the business stated that he had recently fired an employee who has been calling agencies with complaints since the firing.

## **Emergency or Special Investigations - FIELD'S POINT:**

- 08/28/15 Pretreatment staff responded to a report from EMDA staff of green color in a manhole sampler that had been installed in the line on Eddy Street in Providence. The area upstream of the manhole was investigated. J.M.S. Casting was inspected and found to be a dry user. The building located at 756 Eddy Street was investigated and it was noted that the building was being renovated and the doors in the facility were recently painted green. No contractors were on-site at the time of the investigation. The building owner was contacted to ensure that paint is not discharged to the sewer system in the future.
- 08/31/15 Pretreatment staff responded to a report from Field's Point Maintenance staff of a leak of transformer oil in a transformer located behind the disinfection building. The leak occurred when some of the electrical load was being taken off the transformer so preventative maintenance could be performed. An o-ring failed causing the oil which is mineral based to leak. Staff placed absorbent pads under the leak inside the transformer. The oil was contained inside the transformer and did not impact the treatment plant or storm water system. The used absorbent pads were disposed of with oily waste.
- 09/23/15 Pretreatment staff responded to a report from IM staff stating there was an unusual flow in the sewer line at the intersection of Park Street and Promenade Street in Providence. Upon arrival at the location, NBC staff and a contractor inspecting a regulator stated the flow appeared to become like a slurry for ten minute intervals over a half hour period. It was also stated there was a septic like odor associated with this flow. The flow in this sewer line was low at the time of the investigation. The drainage area upstream of the regulator was inspected. An inspection of a part of the line which appeared to receive flow solely from Renaissance Providence Hotel revealed a moderate grease accumulation. The Renaissance Providence Hotel was inspected. The four washing machines were discharging at the time of the inspection. The indoor in-ground passive grease removal unit was inspected and appeared to be well maintained. A logbook was located near the grease removal unit with the latest pump-out documented as having occurred on May 19, 2015. In addition, the discharges from the aforementioned operation appeared to be directed to Francis Street. The maps of this drainage area did not show the line on the Avenue of the Arts and it connecting to the line on Francis Street.
- 11/16/15 Pretreatment staff responded to a report from the City of Providence Department of Public works (DPW) stating grease was being dumped in a catch basin on Crout Street in Providence and generating odor problems. In addition the sewers on that line were reported to be running very slow and that grease/debris was building up in the sewer. Pretreatment staff located a catch basin on Crout Street which had heavy grease stains on the grate and surrounding sidewalk and curb. The areas upstream and downstream of the impacted catch basin were investigated. Upstream of the impacted catch basin a permitted user, Providence Oyster Bar, was found to be washing the kitchen hoods in an alley way. This washwater was flowing down Crout Street, away from the impacted catch basin,



**Emergency or Special Investigations - FIELD'S POINT:**

and into a different catch basin. The catch basin was investigated, but no signs of grease were evident. An adjacent manhole, connected to the catch basin, was found to be full of water and other debris. Providence Oyster Bar was instructed to immediately cease the washing of any kitchen equipment in the alley way, and that any and all washing of kitchen equipment must be conducted in a sink connected to the grease removal unit. The firm was issued a Notice of Violation and required to wash all kitchen equipment in sinks connected to the grease trap. No other exterior sources of grease (grease rendering vessels or dumpsters) which had the potential to impact the impacted catch basin were found during the investigation.

***EMERGENCY OR SPECIAL  
INVESTIGATIONS***

***BUCKLIN POINT***

## **Emergency or Special Investigations - BUCKLIN POINT:**

- 03/14/15 Pretreatment staff responded to a report from Pawtucket Power stating there was a spill of approximately 25 gallons of oil on the floor and some of the oil entered a floor drain. The oil leaked from a valve in the process area. It was determined the floor drain discharged to the oil/water separator. An environmental clean-up company was contacted to clean up the area and pump out the separator. The sewer system was not impacted.
- 05/16/15 Pretreatment staff responded to a report from CVS, Inc. located in Cumberland stating the 10,000 gallon grease interceptor was leaking. It was stated that interceptor was opened on May 15, 2015 and the water level was low. It was refilled and opened again on May 16, 2015. It was determined the interceptor was leaking. The interceptor was inspected and it was discovered that a seal failed. The manufacturer was called to repair the unit. The company representative further stated the kitchen equipment connected to the interceptor would not be used until the unit was repaired. The sewer system was not adversely impacted.
- 08/31/15 Pretreatment staff responded to a report of cooking oil and grease being disposed of in a catch basin at 339 Weeden Street in Pawtucket. Upon arrival, it was noted that a company, Dominican Supermarket, was in operation at this address. An inspection of the facility revealed that the firm prepares and sells a wide variety of Dominican food. A company representative was questioned about the disposal of cooking oil and grease. He stated that all materials are put into a 55-gallon drum and hauled off site. Upon inspection of the drum it was noted it was half full. An inspection of the catch basin revealed residual oil and grease around the grate and food materials stuck on the grate. The company was instructed that under no circumstances waste was to be disposed of in the catch basin.
- 09/01/15 Pretreatment staff responded to a report stating there was an illegal car washing operation at Valley Motors located at 198 Broad Street in Cumberland. The entire facility was inspected and no evidence of car washing operations was found. The owner of the facility indicated that no car washing occurs at the facility and that all cars are sent off-site to a local detailing facility to be cleaned. The owner was informed that if his firm chooses to wash cars at the facility it would have to apply for and obtain a Wastewater Discharge Permit.
- 12/14/15 On December 14, 2015, Pretreatment staff responded to a report from DEM stating oily waste was being pumped to a catch basin from an automotive facility located at 379 Roosevelt Avenue in Pawtucket. Representatives of the Pawtucket Police Department, Fire and Public Works departments and DEM were on the scene. Upon arrival at the scene, it was stated that Independent Auto, the business located at the address, hired someone to pump out an in-ground storage tank located in the parking lot locate which contained what appeared to be a viscous oily waste. The person that was hired used portable

pump to discharge the liquid phase of the tank into a catch basin at the corner of Roosevelt Avenue and Jackson Street. This catch basin discharges to the sewer line in Roosevelt Avenue. Solids material from the tank was taken across Roosevelt Avenue and dumped on the ground of a property owned by Thomas Dunn, the owner of Independent Auto. The inspection of the facility revealed there is a trench that wash water, runoff and other materials on the floor discharge to. The trench appeared to discharge to the storage tank. Mr. Dunn was questioned as to why he was having the tank pumped out. He stated the trench was backing up in the facility. He was asked when the last time the tank was pump out, he stated Western Oil pumped it out 8 to 10 years prior. DEM contacted Western Oil to pump out and dispose of the material in the catch basin storage tank, the five gallon pails and the wheel barrow used to transport the material. Western Oil was also instructed to dispose of any materials such as absorbent pads, the wheel barrow, and shop vac, that were in contact with the oily waste. Pretreatment staff assisted DEM staff with collecting samples from the storage tank, the catch basin. The Pretreatment Section was contacted by DEM Criminal staff for additional information and assistance with conducting a dye test of Independent Auto. The dye test was be conducted in early January 2016.

12/17/15 Pretreatment staff responded to a report from Bucklin Point Operations staff that foam was observed entering the plant via Blackstone Valley Interceptor (BVI). Pretreatment staff observed the foam and noted that the influent had an unusual black color. A sample was collected and it appeared the discoloration was from black particulate. An attempt to track the foam and black particulate was made. Nothing unusual was found BVI sewer upstream of the plant. Upon returning to the plant to determine if the unusual influent was still occurring, a hose was observed coming out of the dewatering building and entering a sump. Operations staff indicated that it was routine flushing, and that the water is recirculated. It was indicated that discharges there is an overflow in the sump to BVI in the event the pumps failed. Observations of the sump showed the material to be very similar to what was observed in BVI. In addition, it appeared that the force of the flow from the hose caused the sump to surcharge into the overflow most likely causing the foam and particulate observed entering the plant.

***ATTACHMENT VOLUME II***

***SECTION 5***

***COMPLIANCE MONITORING  
RESULTS FOR SIGNIFICANT  
INDUSTRIAL USERS***

# ***COMPLIANCE MONITORING LEGEND***

## **Parameter Legend**

Cd = Cadmium

Cr = Chromium

Cu = Copper

Pb = Lead

Ni = Nickel

Ag = Silver

Zn = Zinc

CN = Cyanide

Hg = Mercury

Mo = Molybdenum

As = Arsenic

Sn = Tin

VOC = Volatile Organic Compounds

Se = Selenium

O&G = Oil and Grease

BOD = Biochemical Oxygen Demand

TSS = Total Suspended Solids

TTO = Total Toxic Organics

TRC = Total Residual Chlorine

TKN = Total Kjeldahl Nitrogen

## **Sample Legend**

C = Composite Sample

G = Grab Sample

CDF = Concentrated Discharge Formula

Category # Refers to Users Category Number Specified in Chapter III

***COMPLIANCE MONITORING  
RESULTS FOR SIGNIFICANT  
INDUSTRIAL USERS***

***FIELD'S POINT***







**Field's Point  
Significant User  
Compliance Monitoring Results - 2015**

Company	Sample Location	Category	Sample Date	NBC Sample	Type	Flow	Volume	CDF	Cd	Cr	Cu	Pb	Ni	Zn	Cn	Ag	BOD	TSS	TTO	Total O&G	Other Parameters	Violation	
A & F Plating Company	#1	22	2/26/2015	Yes	G	0	0	No												0.03	4	ammonia = 0.1	No
A & F Plating Company	#1	25	3/23/2015	Yes	C	449		No									244.3					ammonia = 0.1	No
A & F Plating Company	#1	11	8/20/2015	Yes	C	22000		No	0.015	0.075	0.033	0.075	0.136	0.06	0.013	0.025						ammonia = 0.1	No
A & F Plating Company	#1	34	5/29/2015	Yes	G		0	No														ammonia = 0.1	No
A & F Plating Company	#1	11	2/11/2015	Yes	C	748		No	0.015	0.075	0.058	0.075	0.164	0.06	0.072	0.025						ammonia = 0.1 As = 0.005	No
A & F Plating Company	#1	11	3/9/2015	Yes	C			No	0.015	0.192	0.225	0.075	0.091	0.084	0.019	0.025						ammonia = 0.1 As = 0.005	No
A & F Plating Company	#1	11	2/5/2015	Yes	C	517		No	0.015	0.075	0.104	0.075	0.05	0.06	0.004	0.025						ammonia = 0.1 As = 0.005	No
A & F Plating Company	#1	22	9/15/2015	Yes	G	0	0	No												0.005	4	ammonia = 0.1 TKN = 0.5 Nitrate+Nitrite = 0.1 Total Nitrogen = 0	No
A & F Plating Company	#1	43	2/19/2015	Yes	C	3441		No	0.015	0.075	0.02	0.02	0.05	0.06		0.025						ammonia = 0.1, As = 0.005	No
A & F Plating Company	#1	11	1/29/2015	Yes	C	10398		No	0.015	0.165	0.105	0.075	0.801	0.12	0.004	0.025						ammonia = 0.1, As = 0.005	No
A & F Plating Company	#1	11	7/29/2015	Yes	C	10398		No	0.015	0.075	0.047	0.075	0.612	0.16	0.049	0.025						ammonia = 0.1, As = 0.005	No
A & F Plating Company	#1	11	8/12/2015	Yes	C	29206		No	0.015	0.173	0.044	0.075	0.081	1.2	0.076	0.025						ammonia = 0.1, As = 0.005	No
A & F Plating Company	#1	11	1/13/2015	Yes	C	5286		No	0.015	0.075	0.058	0.075	0.05	0.311	0.004	0.025						ammonia = 0.1, As = 0.005	No
A. Harrison & Company, Inc.	#1	11	1/14/2015	Yes	C	6800		No	0.015	0.075	0.249	0.075	0.127	0.06	0.074	0.025						ammonia = 0.1, As = 0.005	No
A. Harrison & Company, Inc.	#1	11	3/12/2015	Yes	C	548		No	0.015	0.243	0.02	0.075	0.05	0.06	0.005	0.025			0.004	4		ammonia = 0.1, As = 0.005	No
A. Harrison & Company, Inc.	#1	11	2/12/2015	Yes	C	870		No	0.015	0.075	0.035	0.075	0.05	0.06	0.004	0.025						ammonia = 0.1, As = 0.005	No
A. Harrison & Company, Inc.	#1	11	4/23/2015	Yes	C	2095		No	0.015	0.075	0.774	0.075	0.437	0.177	0.193	0.196						ammonia = 0.1, As = 0.005	No
AG&G Incorporated	#1	11	2/17/2015	Yes	C	1496		No	0.015	0.075	0.053	0.075	0.05	0.06	0.01	0.025						ammonia = 0.1, As = 0.005	No
AG&G Incorporated	#1	11	11/17/2015	Yes	C	2320		No	0.015	0.075	0.045	0.075	0.05	0.06	0.004	0.025						ammonia = 0.1 As = 0.005 TKN = 0.5 Nitrate+Nitrite = 2.5	No
AG&G Incorporated	#1	11	12/7/2015	Yes	C	980		No	0.015	0.37	0.029	0.075	0.05	0.06	0.004	0.025			0.001	4		ammonia = 0.1 As = 0.005 TKN = 0.5 Total Nitrogen = 0 TKN = 0.5 Nitrate+Nitrite = 2.5	No
AG&G Incorporated	#1	22	12/8/2015	Yes	C	673		No	0.015	0.075	0.044	0.075	0.057	0.129		0.025	2878.1	400	0.083	146.2		ammonia = 0.1 As = 0.005 Total Nitrogen = 7.1 TKN = 7.1 Nitrate+Nitrite = 2.5	Yes
AG&G Incorporated	#2	25	12/15/2015	Yes	C	3890		No												68.02		ammonia = 0.1 TKN = 1.12 Total Nitrogen = 1.12 Nitrate+Nitrite = 2.5	No
Alloy Holdings, LLC	#1	34	7/22/2015	Yes	C	0	1	No														ammonia = 0.212	No
Alloy Holdings, LLC	#1	27	10/1/2015	Yes	C	96700		No	0.015	0.075	0.02	0.075	0.05	0.061		0.025						ammonia = 0.244 As = 0.005 Total Nitrogen = 3.29 TKN = 2.13 Nitrate+Nitrite = 1.16	No
Alloy Holdings, LLC	#1	27	2/25/2015	Yes	C	9500		No	0.015	0.075	0.02	0.075	0.05	0.06		0.025						ammonia = 0.287 As = 0.006	No
Alloy Holdings, LLC	#1	11	11/23/2015	Yes	C	299		No	0.015	0.758	0.073	0.075	0.05	0.06	0.044	0.025						ammonia = 0.294 As = 0.005 Total Nitrogen = 9.213 TKN = 0.763 Nitrate+Nitrite = 8.45	No
Alloy Holdings, LLC	#1	11	2/16/2015	Yes	C	3930		No	0.015	0.075	0.02	0.075	0.05	0.06	0.004	0.025						ammonia = 0.325 As = 0.005	No

**Field's Point  
Significant User  
Compliance Monitoring Results - 2015**

Company	Sample Location	Category	Sample Date	NBC Sample	Type	Flow	Volume	CDF	Cd	Cr	Cu	Pb	Ni	Zn	Cn	Ag	BOD	TSS	TTO	Total O&G	Other Parameters	Violation	
Alloy Holdings, LLC	#2	11	11/4/2015	Yes	C	10472		No	0.015	0.174	0.02	0.075	0.05	0.679	0.006	0.025						ammonia = 0.354 As = 0.005 Total Nitrogen = 22.549 TKN = 0.849 Nitrate+Nitrite = 21.7	No
Alloy Holdings, LLC	#2	34	4/13/2015	Yes	G			No									1478.2	252		198.4	ammonia = 0.36	Yes	
Alloy Holdings, LLC	#2	11	2/19/2015	Yes	C	3516		No	0.015	0.205	0.031	0.075	0.05	0.643	0.004	0.025						ammonia = 0.529, As = 0.005	No
Armbrust International, Ltd.	#1	11	9/17/2015	Yes	C	2094		No	0.015	0.157	0.02	0.075	0.071	0.06	0.034	0.025						ammonia = 0.584 As = 0.005 Total Nitrogen = 2.72 TKN = 1.26 Nitrate+Nitrite = 1.46	No
Armbrust International, Ltd.	#1	11	2/25/2015	Yes	C	2094		No	0.015	0.292	0.094	0.075	0.221	0.127	0.052	0.025						ammonia = 0.858 As = 0.005	No
Armbrust International, Ltd.	#1	11	1/12/2015	Yes	C	9874		No	0.015	0.113	0.992	0.075	0.126	0.333	0.026	0.039						ammonia = 0.886 As = 0.005	No
Armbrust International, Ltd.	#1	11	3/3/2015	Yes	G	0	1	No	0.015	0.541	0.155	0.075	0.49	0.062	0.062	0.025						ammonia = 1.15 As = 0.017	No
Armbrust International, Ltd.	#1	11	7/30/2015	Yes	C	8527		No			1.05		0.152	0.423								ammonia = 1.23 As = 0.005	No
Armbrust International, Ltd.	#1	11	3/10/2015	Yes	C	2917		No	0.015	1.57	0.308	0.08	0.128	0.251	0.022	0.025						ammonia = 1.27 As = 0.005	No
Armbrust International, Ltd.	#1	11	3/18/2015	Yes	C	5760		No	0.015	0.075	0.204	0.075	0.344	0.629	0.185	0.025						ammonia = 1.35	No
Armbrust International, Ltd.	#1	24	2/24/2015	Yes	C			No	0.015	0.075	0.03	0.075	0.05	0.23		0.025				7.09		ammonia = 1.72 As = 0.005	No
Armbrust International, Ltd.	#1	11	5/6/2015	Yes	C	117		No	1.82	0.075	2.17	0.075	3.82	1.76	73.2	0.086						ammonia = 1.92 As = 0.013	Yes
Armbrust International, Ltd.	#1	22	3/18/2015	Yes	G		6000	No	0.015	0.075	0.02	0.075	0.05	0.06		0.025						ammonia = 10800 As = 0.014	No
Armbrust International, Ltd.	#1	22	12/11/2015		G		5500	No	0.05		0.05	0.2	0.1									ammonia = 13	No
Armbrust International, Ltd.	#1	11	10/1/2015	Yes	C	1122		No				0.063	0.111	0.31		0.018						ammonia = 13.5 Total Nitrogen = 19.372 TKN = 19.1 Nitrate+Nitrite = 0.272 As = 0.005	No
Armbrust International, Ltd.	#1	11	3/2/2015	Yes	C	1496		No	0.018	0.063	0.347											ammonia = 14.1 As = 0.005	No
Armbrust International, Ltd.	#1	22	4/24/2015		G		1400	No	0.05	0.1	0.05	0.2	0.1	0.05		0.1						ammonia = 1800	No
Armbrust International, Ltd.	#1	11	9/25/2015	Yes	G	0	0	No	0.015	0.72	0.552	0.075	0.742	0.326	0.007	0.025						ammonia = 2.5 As = 0.007 Total Nitrogen = 902 TKN = 1.25 Nitrate+Nitrite = 902	No
Armbrust International, Ltd.	#1	11	3/5/2015	Yes	G		50	No	0.015	0.082	0.02		0.05	0.164	0.02	0.025				4		ammonia = 2.58 As = 0.005	No
Armbrust International, Ltd.	#1	22	4/15/2015		G		3000	No			0.05	0.2		0.05								ammonia = 21	No
Armbrust International, Ltd.	#1	22	12/15/2015	Yes	G		3000	No	0.015	0.075	0.02	0.075	0.05	0.06		0.025						ammonia = 254 As = 0.005 Total Nitrogen = 275.41 TKN = 271 Nitrate+Nitrite = 4.41	No
Contract Specialties, Inc.	#1	22	8/15/2015		G		1400	No	0.05		0.15	0.2	0.1									ammonia = 260	No
Contract Specialties, Inc.	#1	22	10/8/2015		G		1400	No	0.05	0.1	0.05	0.2	0.1	0.05		0.1						ammonia = 290	No
Contract Specialties, Inc.	#1	11	11/23/2015	Yes	C	374		No	0.015	0.075	0.46	0.075		0.678	0.059	0.134						ammonia = 3.87 As = 0.005 Total Nitrogen = 31 TKN = 31 Nitrate+Nitrite = 2.5	No
Contract Specialties, Inc.	#1	11	3/10/2015	Yes	C	16606		No	0.015	0.075		0.075				0.095						ammonia = 34.5, As = 0.005	No

**Field's Point  
Significant User  
Compliance Monitoring Results - 2015**

Company	Sample Location	Category	Sample Date	NBC Sample	Type	Flow	Volume	CDF	Cd	Cr	Cu	Pb	Ni	Zn	Cn	Ag	BOD	TSS	TTO	Total O&G	Other Parameters	Violation	
Contract Specialties, Inc.	#1	22	10/7/2015		G		1500	No	0.05	0.1	0.05	0.2	0.29	0.05		0.1						ammonia = 3500	No
Contract Specialties, Inc.	#1	34	8/3/2015	Yes	C	0	1	No														ammonia = 4.08	No
Contract Specialties, Inc.	#1	22	6/26/2015		G		1400	No	0.05	0.1	0.05	0.2	0.59	0.05		0.1						ammonia = 4900	No
Contract Specialties, Inc.	#1	22	12/5/2015		G		1500	No	0.05		0.05	0.2	0.49									ammonia = 580	No
DFI-EP, LLC	#1	22	3/18/2015	Yes	G		1500	No	0.015	0.075	0.02	0.075	0.05	0.06		0.025						ammonia = 628, As = 0.005	No
DFI-EP, LLC	#1	22	8/13/2015		G		5500	No	0.05		0.05	0.2	0.1									ammonia = 6500	No
DFI-EP, LLC	#1	11	2/18/2015	Yes	C	4163		No	0.015	0.075	0.268	0.075	0.998	0.107	0.012	0.025						ammonia = 7.31, As = 0.005	No
DFI-EP, LLC	#1	22	4/25/2015		G		5000	No	0.05	0.1	0.05	0.2	0.1	0.05		0.1						ammonia = 8200	No
DFI-EP, LLC	#1	34	4/15/2015	Yes	G	150		No									8231.7	344		57.61		ammonia = 9.17	No
DFI-EP, LLC	#1	22	10/5/2015		G		4800	No	0.05	0.1	0.05	0.2	0.1	0.05		0.1						ammonia = 9100	No
DFI-EP, LLC	#1	22	7/20/2015		G		5000	No														ammonia = 9500	No
DFI-EP, LLC	#1	11	12/17/2015	Yes	C	2281		No	0.031	0.413	0.697	0.075	1.27	5.46	0.226	0.025						As = 0.005	Yes
DFI-EP, LLC	#1	22	3/4/2015	Yes	C	15200		No	0.015	0.075	0.02	0.075	0.05	0.06		0.025	150.6	4	0.019	12.26		As = 0.005	No
DFI-EP, LLC	#1	11	1/13/2015	Yes	C	2094		No	0.015	0.106	0.217	0.075	0.118	0.06	0.028	0.025						As = 0.005 ammonia = 0.153	No
DFI-EP, LLC	#1	11	7/15/2015	Yes	C	410		No	0.015	0.075	0.18	0.075	0.077	0.06	0.018	0.025						As = 0.005 ammonia = 0.212	No
DFI-EP, LLC	#1	11	4/28/2015	Yes	C	2020		No	0.015	0.075	0.394	0.075	0.561	0.218	0.023	0.053						As = 0.005 ammonia = 2.11	No
DFI-EP, LLC	#1	11	8/12/2015	Yes	C	4610		No	0.015	0.075	0.367	0.075	0.151	0.06	0.319	0.028						As = 0.005 ammonia = 0.1	No
DFI-EP, LLC	#1	11	1/8/2015	Yes	C			No	0.015	0.075	0.42	0.075	0.551	0.06	0.386	0.025						As = 0.005 ammonia = 0.1	No
DFI-EP, LLC	#1	11	2/5/2015	Yes	C	3516		No	0.015	0.081	0.316	0.075	0.299	0.322	0.007	0.025						As = 0.005 ammonia = 0.1	No
DFI-EP, LLC	#1	11	2/10/2015	Yes	C	13200		No	0.015	0.075	0.031	0.075	0.146	0.06	0.021	0.025						As = 0.005 ammonia = 0.1	No
DFI-EP, LLC	#1	11	1/20/2015	Yes	C	1170		No	0.015	0.075	0.352	0.075	0.173	0.091	0.191	0.096						As = 0.005 ammonia = 0.211	No
DFI-EP, LLC	#1	11	2/12/2015	Yes	C	1795		No	0.015	0.075	0.157	0.075	0.306	0.06	0.108	0.025						As = 0.005 ammonia = 0.309	No
DFI-EP, LLC	#1	11	3/11/2015	Yes	C	182		No	0.281	0.674	5.3	0.075	3.99	5.67	12.9	0.049						As = 0.005 ammonia = 1.47	Yes
DFI-EP, LLC	#1	11	1/14/2015	Yes	C	273		No	0.016	0.075	0.125	0.075	2.45	1.53	2.51	0.025						As = 0.005 ammonia = 22.5	Yes
DFI-EP, LLC	#1	11	6/9/2015		C	15934		No	0.005	0.05	0.02	0.05	0.08	0.01	0.01	0.01						As = 0.005 Hg = 0.001	No
DFI-EP, LLC	#1	11	6/10/2015	No	C	15485		No	0.005	0.05	0.03	0.05	0.07	0.01	0.01	0.01						As = 0.005 Hg = 0.001	No
DFI-EP, LLC	#1	11	1/15/2015	Yes	C	38971		No	0.015	0.075	0.726	0.123	0.398	0.146	0.025	0.025						As = 0.005 Total Metal-EPA = 1.345 ammonia = 0.1	No
DFI-EP, LLC	#1	11	11/19/2015	Yes	C	0		No	0.015	0.075	0.344	0.075	0.416	0.195	0.101	0.025						As = 0.005 Total Nitrogen = 50.66 TKN = 48.1 Nitrate+Nitrite = 2.56 ammonia = 37.5	No
DFI-EP, LLC	#1	24	10/22/2015	Yes	C			No	0.015	0.075	0.033	0.075	0.05	0.06		0.025					55.55	As = 0.007 Total Nitrogen = 53.8 TKN = 53.8 Nitrate+Nitrite = 2.5 ammonia = 2.92	No
DFI-EP, LLC	#1	34	4/29/2015		C	268420		No														As = 0.057 Off Season ammonia = 0.82 Off Season Nitrate+Nitrite = 0.05 Off Season TKN = 29.7	No

**Field's Point  
Significant User  
Compliance Monitoring Results - 2015**

Company	Sample Location	Category	Sample Date	NBC Sample	Type	Flow	Volume	CDF	Cd	Cr	Cu	Pb	Ni	Zn	Cn	Ag	BOD	TSS	TTO	Total O&G	Other Parameters	Violation
DiFruscia Industries, Inc.	#1	34	4/8/2015		C	305190		No	0.001	0.11	0.09	0.005	0.072	0.062	0.025	0.003	75.3	28	0.008	5.1	As = 0.12 Off Season TKN = 28.1 Off Season Nitrate+Nitrite = 0.05 Off Season ammonia = 1.9 Hg = 0	No
DiFruscia Industries, Inc.	#1	34	4/14/2015	Yes	C	348000		No									209.3	118			As = 0.134 Off Season ammonia = 0.9 Off Season TKN = 32.4 Off Season Total Nitrogen = 33.7 Off Season Nitrate+Nitrite = 1.3	No
DiFruscia Industries, Inc.	#1	34	5/5/2015		C	264050		No	0.001	0.13	0.036	0.01	0.07	0.047	0.024		22.3	37.9	0.005		As = 0.16 Seasonal TKN = 24.5 Seasonal Nitrate+Nitrite = 0.11 Seasonal ammonia = 2.8 Hg = 0	No
DiFruscia Industries, Inc.	#1	34	5/6/2015	No	C	223990		No	0.001	0.14	0.041	0.006	0.076	0.051	0.022	0.003	16	62.5	0.006	1.8	As = 0.16 Seasonal TKN = 33 Seasonal Nitrate+Nitrite = 0.05 Seasonal ammonia = 4.2 Hg = 0	No
DiFruscia Industries, Inc.	#1	34	4/21/2015	Yes	C	363000		No									77.08	150			As = 0.162 Off Season TKN = 39.6 Off Season Nitrate+Nitrite = 0.535 Off Season ammonia = 0.969 Off Season Total Nitrogen = 40.135	No
DiFruscia Industries, Inc.	#1	34	5/7/2015		C	229390		No	0.002	0.14	0.047	0.008	0.073	0.059	0.024	0.003	39.1	80	0.002	5.2	As = 0.17 Seasonal TKN = 18.7 Seasonal Nitrate+Nitrite = 0.12 Seasonal ammonia = 1.2 Hg = 0	No
DiFruscia Industries, Inc.	#1	34	4/20/2015	Yes	C			No									32.32	312			As = 0.174 Off Season Nitrate+Nitrite = 0.968 Off Season TKN = 35.8 Off Season Total Nitrogen = 36.768 Off Season ammonia = 0.59	No
DiFruscia Industries, Inc.	#1	34	7/9/2015		C	180740		No													As = 0.19	No
DiFruscia Industries, Inc.	#1	34	5/8/2015	No	C	206100		No	0.001	0.15	0.048	0.009	0.076	0.059	0.029	0.003	38.1	92.5	0.002	5.1	As = 0.19 Seasonal TKN = 21.8 Seasonal Nitrate+Nitrite = 0.05 Seasonal ammonia = 1.2 Hg = 0	No
DiFruscia Industries, Inc.	#1	34	7/14/2015		C	213590		No													As = 0.21	No
DiFruscia Industries, Inc.	#1	34	6/23/2015		C	183680		No													As = 0.23	No
DiFruscia Industries, Inc.	#1	34	6/25/2015	Yes	C	247000		No									45.98	78			As = 0.234 Seasonal Total Nitrogen = 48.72 Seasonal TKN = 40.9 Seasonal Nitrate+Nitrite = 7.82 Seasonal ammonia = 0.395	No
DiFruscia Industries, Inc.	#1	34	7/2/2015		C	219850		No													As = 0.24	No
DiFruscia Industries, Inc.	#1	34	7/21/2015		C	188350		No													As = 0.24	No
DiFruscia Industries, Inc.	#1	34	6/30/2015		C	218470		No													As = 0.24 Seasonal TKN = 38 Seasonal Nitrate+Nitrite = 4.2 Seasonal ammonia = 1.6	No
DiFruscia Industries, Inc.	#2	34	12/29/2015		C	234950		No													As = 0.25	No

**Field's Point  
Significant User  
Compliance Monitoring Results - 2015**

Company	Sample Location	Category	Sample Date	NBC Sample	Type	Flow	Volume	CDF	Cd	Cr	Cu	Pb	Ni	Zn	Cn	Ag	BOD	TSS	TTO	Total O&G	Other Parameters	Violation
DiFruscia Industries, Inc.	#3	34	1/13/2015	No	C	153839		No	0.001	0.22	0.011	0.005	0.084	0.032	0.035	0.003	528	16.4	0.032	2.9	As = 0.25 Hg = 0 Off Season TKN = 750 Off Season Nitrate+Nitrite = 0.05 Off Season ammonia = 1040	No
Dominion Energy Manchester St., Inc.	#1	34	6/11/2015		C	197180		No	0.001	0.2	0.017	0.015	0.092	0.052	0.016	0.003	52.2	127	0.011	3.6	As = 0.26 Seasonal TKN = 28.9 Seasonal Nitrate+Nitrite = 10 Seasonal ammonia = 2.3 Hg = 0	No
Dominion Energy Manchester St., Inc.	#1	34	7/21/2015	Yes	C	259000		No									30.04	92			As = 0.268 Seasonal ammonia = 0.36 Seasonal Nitrate+Nitrite = 2.66 Seasonal Total Nitrogen = 42.76 Seasonal TKN = 40.1	No
Dominion Energy Manchester St., Inc.	#1	34	12/15/2015		C	197470		No													As = 0.27	No
Dominion Energy Manchester St., Inc.	#1	34	8/18/2015		C	172590		No													As = 0.27	No
Dominion Energy Manchester St., Inc.	#1	34	12/16/2015		C	157320		No													As = 0.27	No
Dominion Energy Manchester St., Inc.	#1	34	1/29/2015	Yes	C	272238		No	0.015	0.197	0.02	0.075	0.076	0.06	0.021	0.025	865.98	20	0.434	7.316	Off Season ammonia = 3.5 Off Season TKN = 23.5 Off Season Total Nitrogen = 23.5 Off Season Nitrate+Nitrite = 1	No
Dominion Energy Manchester St., Inc.	#1	34	6/9/2015		C	170560		No													As = 0.277 Off Season Total Nitrogen = 809.211 Off Season TKN = 809 Off Season Nitrate+Nitrite = 0.211 Off Season ammonia = 724 Hg = 0.004	No
Dominion Energy Manchester St., Inc.	#1	34	8/11/2015		C	184120		No													As = 0.28	No
Dominion Energy Manchester St., Inc.	#1	34	11/17/2015		C	147240		No													As = 0.28	No
Dominion Energy Manchester St., Inc.	#1	34	6/4/2015		C	224920		No													As = 0.29	No
Dominion Energy Manchester St., Inc.	#1	34	3/4/2015		C	263331		No													As = 0.29	No
Dominion Energy Manchester St., Inc.	#1	34	8/13/2015		C	182700		No	0.002	0.22	0.068	0.043	0.088	0.019	0.034	0.015	210	74	0.025	0.412	Off Season ammonia = 670 Off Season TKN = 853 Off Season Nitrate+Nitrite = 0.05	No
Dominion Energy Manchester St., Inc.	#1	34	6/16/2015		C	205300		No													As = 0.29 Seasonal Total Nitrogen = 45.5 Seasonal TKN = 43.2 Seasonal Nitrate+Nitrite = 2.29 Seasonal ammonia = 3.43 Hg = 0.001	No
Dominion Energy Manchester St., Inc.	#1	34	8/6/2015		C	174510		No													As = 0.3	No
Dominion Energy Manchester St., Inc.	#2	34	9/22/2015		C	128180		No													As = 0.3	No
Dominion Energy Manchester St., Inc.	#2	34	9/30/2015		C	179600		No													As = 0.301 Seasonal Total Nitrogen = 32.4 Seasonal ammonia = 2.4 Seasonal Nitrate+Nitrite = 1 Seasonal TKN = 32.4	No
E&M Enterprises, LTD	#1	34	9/29/2015		C	103800		No													As = 0.303	No
E&M Enterprises, LTD	#1	34	9/1/2015		C	156050		No													As = 0.31	No
E&M Enterprises, LTD	#1	34	9/10/2015		C	169480		No	0.005	0.38	0.03	0.043	0.12	0.023	0.017	0.001	40	120	0.024	0.51	As = 0.31 Seasonal Total Nitrogen = 51.6 Seasonal TKN = 51.6 Seasonal Nitrate+Nitrite = 2 Seasonal ammonia = 2.73 Hg = 0.001	No
E&M Enterprises, LTD	#1	34	11/24/2015		C	176060		No													As = 0.32	No

Field's Point  
Significant User  
Compliance Monitoring Results - 2015

Company	Sample Location	Category	Sample Date	NBC Sample	Type	Flow	Volume	CDF	Cd	Cr	Cu	Pb	Ni	Zn	Cn	Ag	BOD	TSS	TTO	Total O&G	Other Parameters	Violation	
E&M Enterprises, LTD	#1	34	11/11/2015		C	186880		No														As = 0.32	No
E&M Enterprises, LTD	#1	34	12/1/2015		C	176730		No														As = 0.32	No
E&M Enterprises, LTD	#1	34	8/25/2015		C	157130		No														As = 0.32	No
E&M Enterprises, LTD	#1	34	9/9/2015		C	155290		No														As = 0.32	No
Eagle Laundry Inc.	#1	34	12/8/2015		C	168550		No														As = 0.34	No
Eagle Laundry Inc.	#1	34	2/11/2015	No	C	228655		No	0.001	0.28	0.005	0.005	0.1	0.026	0.022	0.003	984	34.4	0.02	5.1	As = 0.35 Off Season TKN = 880 Off Season Nitrate+Nitrite = 0.05 Off Season ammonia = 1260 Hg = 0	No	
Eagle Laundry Inc.	#1	34	10/20/2015		C	160600		No														As = 0.36	No
Eagle Laundry Inc.	#1	34	10/30/2015		C	155210		No														As = 0.36	No
Eagle Laundry Inc.	#1	34	11/5/2015		C	156330		No														As = 0.37	No
Eagle Laundry Inc.	#1	34	10/15/2015		C	141420		No	0.002	0.27	0.068	0.043	0.11	0.021	0.024	0.012	60	112	0.031	0.6	As = 0.37 Seasonal ammonia = 3.22 Seasonal Nitrate+Nitrite = 1 Seasonal TKN = 56.7 Seasonal Total Nitrogen = 56.7 Hg = 0.001	No	
Eastern Color & Chemical Co.	#1	34	10/22/2015		C	156650		No														As = 0.37 Seasonal ammonia = 3.64 Seasonal TKN = 36.6 Seasonal Total Nitrogen = 36.6 Seasonal Nitrate+Nitrite = 1	No
Eastern Color & Chemical Co.	#1	34	10/7/2015		C	130980		No														As = 0.374	No
Eastern Color & Chemical Co.	#1	34	10/13/2015		C	133780		No														As = 0.38	No
Eastern Color & Chemical Co.	#1	34	10/8/2015		C	129380		No														As = 0.382 Seasonal ammonia = 3.7 Seasonal Nitrate+Nitrite = 1.4 Seasonal TKN = 36.3 Seasonal Total Nitrogen = 37.6	No
Eastern Color & Chemical Co.	#1	11	2/24/2015		C	53519		No														CN-EPA = 0.01	No
Eastern Color & Chemical Co.	#1	11	3/24/2015		C	52248		No														CN-EPA = 0.01	No
Eastern Color & Chemical Co.	#1	11	4/27/2015		C	53744		No														CN-EPA = 0.01	No
Eastern Color & Chemical Co.	#1	11	8/26/2015		C	52166		No														CN-EPA = 0.01	No
Eastern Color & Chemical Co.	#1	11	7/28/2015		C	53003		No														CN-EPA = 0.01	No
Eastern Color & Chemical Co.	#1	11	6/22/2015		C	53751		No														CN-EPA = 0.01	No
Electrolizing, Inc.	#1	11	6/17/2015		G	972		No														CN-EPA = 0.01	No
Electrolizing, Inc.	#1	11	7/14/2015		C	25582		No														CN-EPA = 0.01	No
Electrolizing, Inc.	#1	11	10/26/2015		C	3450		No														CN-EPA = 0.01	No
Electrolizing, Inc.	#1	11	4/2/2015		C	3750		No														CN-EPA = 0.01	No
Electrolizing, Inc.	#1	11	5/27/2015		C	53026		No														CN-EPA = 0.02	No
Electrolizing, Inc.	#1	11	12/21/2015		C	45486		No														CN-EPA = 0.02	No
Electrolizing, Inc.	#1	11	2/13/2015		C	1721		No														CN-EPA = 0.02	No
Electrolizing, Inc.	#1	11	9/21/2015		C	48283		No														CN-EPA = 0.03	No
Electrolizing, Inc.	#2	11	10/27/2015		C	50557		No														CN-EPA = 0.04	No
Electrolizing, Inc.	#2	11	11/24/2015		C	50505		No														CN-EPA = 0.04	No
G. Tanury Plating Company	#1	11	4/3/2015		G	28000	400	Yes			0.04											CN-EPA = 0.04	No
G. Tanury Plating Company	#1	11	1/8/2015		C	21916		No														CN-EPA = 0.04	No
G. Tanury Plating Company	#1	11	1/26/2015		C	54185		No														CN-EPA = 0.06	No
G. Tanury Plating Company	#1	11	12/1/2015		G	25200	400	Yes			0.02											CN-EPA = 0.11	No
G. Tanury Plating Company	#1	11	8/21/2015		G	2319		No														CN-EPA = 0.12	No
G. Tanury Plating Company	#1	11	4/8/2015		G	972		No														CN-EPA = 0.13	No
G. Tanury Plating Company	#1	11	10/25/2015		C	21393		No														CN-EPA = 0.14	No
G. Tanury Plating Company	#1	11	6/2/2015		G	30700	400	Yes			0.08											CN-EPA = 0.15	No
G. Tanury Plating Company	#1	11	12/10/2015		G	4563		No														CN-EPA = 0.15	No
G. Tanury Plating Company	#1	11	10/6/2015		G	30500	400	Yes			0.03											CN-EPA = 0.18	No
G. Tanury Plating Company	#1	11	10/25/2015		G	1721		No														CN-EPA = 0.18	No
G. Tanury Plating Company	#1	11	2/3/2015		G	24700	400	Yes			0.05											CN-EPA = 0.24	No

**Field's Point  
Significant User  
Compliance Monitoring Results - 2015**

Company	Sample Location	Category	Sample Date	NBC Sample	Type	Flow	Volume	CDF	Cd	Cr	Cu	Pb	Ni	Zn	Cn	Ag	BOD	TSS	TTO	Total O&G	Other Parameters	Violation	
G. Tanury Plating Company	#1	11	8/6/2015		G	34000	400	Yes			0.03											CN-EPA = 0.65	No
G. Tanury Plating Company	#1	11	6/11/2015		C			No	0.005	0.05	0.02	0.05	0.09	0.01	0.01					0.025		Hg = 0.001 As = 0.005	No
G. Tanury Plating Company	#1	34	7/23/2015		C	197120		No	0	0.17	0.007	0.004	0.081	0.022	0.031	0.001	18	50	0.02	1.1		Hg = 0.001 As = 0.25 Seasonal TKN = 37.5 Seasonal Nitrate+Nitrite = 1.68 Seasonal ammonia = 0.14	No
G. Tanury Plating Company	#1	34	11/17/2015	Yes	C	172000		No	0.015	0.18	0.02	0.075	0.072	0.06	0.029	0.025	0	134	0.1	4		Hg = 0.001 As = 0.268 Off Season Total Nitrogen = 40.72 Off Season TKN = 38.8 Off Season Nitrate+Nitrite = 1.92 Off Season ammonia = 1.06	No
G. Tanury Plating Company	#1	34	8/25/2015	Yes	C	187000		No	0.015	0.224	0.02	0.075	0.086	0.06	0.033	0.025	44.02	154	0.02			Hg = 0.001 As = 0.373 Seasonal ammonia = 0.615 Seasonal Nitrate+Nitrite = 0.39 Seasonal TKN = 51 Seasonal Total Nitrogen = 51.39	No
G. Tanury Plating Company	#10	34	4/1/2015	No	C	272157		No														Off Season TKN = 27.6 As = 0.093 Off Season ammonia = 12.5 Off Season Nitrate+Nitrite = 3.2	No
G. Tanury Plating Company	#11	34	4/17/2015		C	218730		No														Off Season TKN = 34.5 As = 0.13 Off Season ammonia = 2.3 Off Season Nitrate+Nitrite = 0.39	No
G. Tanury Plating Company	#12	34	4/28/2015	Yes	C	314000		No	0.015	0.112	0.052	0.075	0.054	0.06	0.026	0.025	72.37	120	0.004			Off Season TKN = 39 Off Season Nitrate+Nitrite = 0.136 Off Season ammonia = 0.799 Off Season Total Nitrogen = 39.136 As = 0.149 Hg = 0.001	No
G. Tanury Plating Company	#13	34	12/3/2015		C	144210		No														Off Season TKN = 44.8 Off Season Nitrate+Nitrite = 1 Off Season Total Nitrogen = 44.8 As = 0.31 Off Season ammonia = 5.32	No
G. Tanury Plating Company	#14	34	9/30/2015		G	0		No														Off Season TKN = 46.1 Off Season Nitrate+Nitrite = 0.107 Off Season ammonia = 3.67 Off Season Total Nitrogen = 46.21	No
G. Tanury Plating Company	#15	34	11/18/2015		C	149170		No														Off Season TKN = 50 Off Season Nitrate+Nitrite = 1.26 Off Season ammonia = 3.5 As = 0.28 Off Season Total Nitrogen = 51.3	No
G. Tanury Plating Company	#16	34	1/7/2015		C	224975		No														Off Season TKN = 510 As = 0.21 Off Season ammonia = 721 Off Season Nitrate+Nitrite = 0.05	No
G. Tanury Plating Company	#17	34	12/15/2015	Yes	G	0	1	No														Off Season TKN = 52.1 Off Season Nitrate+Nitrite = 12.4 Off Season Total Nitrogen = 64.5 Off Season ammonia = 0.362	No



Field's Point  
Significant User  
Compliance Monitoring Results - 2015

Company	Sample Location	Category	Sample Date	NBC Sample	Type	Flow	Volume	CDF	Cd	Cr	Cu	Pb	Ni	Zn	Cn	Ag	BOD	TSS	TTO	Total O&G	Other Parameters	Violation
G. Tanury Plating Company	#18	34	2/20/2015		C	225279		No													Off Season TKN = 680 As = 0.25 Off Season ammonia = 1160 Off Season Nitrate+Nitrite = 0.05	No
G. Tanury Plating Company	#19	34	4/22/2015		C	266540		No													Off Season TKN = 75.7 As = 0.15 Off Season ammonia = 1.6 Off Season Nitrate+Nitrite = 0.05	No
G. Tanury Plating Company	#2	22	4/28/2015		C	7800		No			0.198	0.05	0.318	1.2					0.569		Hg = 0.001 TRC = 0.5	No
G. Tanury Plating Company	#2	11	10/6/2015	Yes	C	1122		No	0.015	0.075	0.029	0.075	0.05	0.06	0.011	0.025					Nitrate+Nitrite = 0.1 ammonia = 0.1 Total Nitrogen = 0 TKN = 0.5 As = 0.005	No
G. Tanury Plating Company	#2	11	12/16/2015	Yes	C	4088		No	0.015	0.075	0.29	0.075	0.668	0.078	0.011	0.025					Nitrate+Nitrite = 2.5 ammonia = 3.88 TKN = 20.3 Total Nitrogen = 20.3 As = 0.005	No
G. Tanury Plating Company	#2	11	12/18/2015	Yes	C	2020		No	0.015	0.075	0.857	0.075	2.1	0.121	0.09	0.025					Nitrate+Nitrite = 2.5 As = 0.005 ammonia = 0.1 Total Nitrogen = 0.5 TKN = 0.5	Yes
G. Tanury Plating Company	#2	34	10/28/2015	Yes	G		300	No									307.06	52		16.12	Nitrate+Nitrite = 2.89 ammonia = 0.1 Total Nitrogen = 21.59 TKN = 18.7	No
G. Tanury Plating Company	#2	34	6/30/2015	Yes	G	0	1	No										522			Nitrate+Nitrite = 34.3 TKN = 41.9 Total Nitrogen = 76.2 ammonia = 1.12	No
G. Tanury Plating Company	#2	34	4/21/2015	Yes	G			No										5420			Off Season ammonia = 0.422 Off Season TKN = 234 Off Season Total Nitrogen = 239.3 Off Season Nitrate+Nitrite = 5.3	No
G. Tanury Plating Company	#2	34	4/21/2015	Yes	G			No										4820			Off Season ammonia = 0.459 Off Season Nitrate+Nitrite = 5.24 Off Season TKN = 412 Off Season Total Nitrogen = 417.24	No
G. Tanury Plating Company	#2	34	4/21/2015	Yes	G			No										223.3			Off Season ammonia = 0.48 Off Season Nitrate+Nitrite = 6.59 Off Season Total Nitrogen = 48.19 Off Season TKN = 41.6	No
G. Tanury Plating Company	#2	34	4/21/2015	Yes	G			No										243.3			Off Season ammonia = 0.506 Off Season Nitrate+Nitrite = 6.94 Off Season TKN = 36.2 Off Season Total Nitrogen = 43.14	No
G. Tanury Plating Company	#2	34	4/21/2015	Yes	G			No										202			Off Season ammonia = 0.615 Off Season TKN = 35.9 Off Season Total Nitrogen = 43.86 Off Season Nitrate+Nitrite = 7.96	No
G. Tanury Plating Company	#2	34	4/15/2015	Yes	C	340000		No									40.04	120			Off Season ammonia = 0.912 As = 0.136 Off Season TKN = 33.6 Off Season Total Nitrogen = 34.47 Off Season Nitrate+Nitrite = 0.867	No

Field's Point  
Significant User  
Compliance Monitoring Results - 2015

Company	Sample Location	Category	Sample Date	NBC Sample	Type	Flow	Volume	CDF	Cd	Cr	Cu	Pb	Ni	Zn	Cn	Ag	BOD	TSS	TTO	Total O&G	Other Parameters	Violation	
G. Tanury Plating Company	#20	34	1/21/2015		C	246377		No														Off Season TKN = 750 As = 0.28 Off Season ammonia = 974 Off Season Nitrate+Nitrite = 0.022	No
G. Tanury Plating Company	#21	34	3/19/2015		C	204752		No														Off Season TKN = 757 As = 0.25 Off Season ammonia = 442 Off Season Nitrate+Nitrite = 0.05	No
G. Tanury Plating Company	#3	34	11/3/2015		C	170050		No														Off Season ammonia = 2.52 As = 0.36 Off Season Total Nitrogen = 64.3 Off Season TKN = 62.9 Off Season Nitrate+Nitrite = 1.43	No
G. Tanury Plating Company	#4	34	12/10/2015		C	202650		No	0.002	0.19	0.068	0.043	0.087	0.012	0.065	0.001	49	80	0.03	0.3		Off Season ammonia = 3.08 Off Season Nitrate+Nitrite = 1.08 Off Season TKN = 43 Off Season Total Nitrogen = 44.1 Hg = 0.001 As = 0.3	No
G. Tanury Plating Company	#5	34	2/24/2015	Yes	C	256016		No	0.015	0.266	0.02	0.075	0.096	0.06	0.028	0.025	938.86	60	0.438	6.731		Off Season ammonia = 926 As = 0.339 Off Season Total Nitrogen = 980 Off Season TKN = 980 Off Season Nitrate+Nitrite = 0.1	No
G. Tanury Plating Company	#6	34	11/25/2015		C	162690		No														Off Season Nitrate+Nitrite = 1 Off Season ammonia = 4.2 As = 0.31 Off Season Total Nitrogen = 55.6 Off Season TKN = 55.6	No
G. Tanury Plating Company	#7	34	12/30/2015		C	273440		No														Off Season TKN = 20.1 Off Season Nitrate+Nitrite = 1 Off Season ammonia = 4.41 As = 0.23 Off Season Total Nitrogen = 20.1	No
G. Tanury Plating Company	#8	34	12/23/2015		C	185060		No														Off Season TKN = 20.9 Off Season Nitrate+Nitrite = 1.51 Off Season ammonia = 2.52 Off Season Total Nitrogen = 22.4 As = 0.26	No
G. Tanury Plating Company	#9	34	3/25/2015		C	147360		No														Off Season TKN = 27.3 As = 0.073 Off Season ammonia = 3 Off Season Nitrate+Nitrite = 3.4	No
Ideal Plating & Polishing Co., Inc.	#1	34	2/4/2015		C	112059		No														Off Season TKN = 790 As = 0.3 Off Season ammonia = 830 Off Season Nitrate+Nitrite = 0.027	No
Ideal Plating & Polishing Co., Inc.	#1	34	3/25/2015		C	147360		No														Off Season TKN = 805 As = 0.2 Off Season ammonia = 451 Off Season Nitrate+Nitrite = 0.05	No
Ideal Plating & Polishing Co., Inc.	#1	34	1/29/2015		C	261199		No														Off Season TKN = 900 As = 0.28 Off Season ammonia = 940 Off Season Nitrate+Nitrite = 0.05	No
Ideal Plating & Polishing Co., Inc.	#1	34	2/27/2015		C	181347		No														Off Season TKN = 931 As = 0.3 Off Season ammonia = 373 Off Season Nitrate+Nitrite = 0.05	No

Field's Point  
Significant User  
Compliance Monitoring Results - 2015

Company	Sample Location	Category	Sample Date	NBC Sample	Type	Flow	Volume	CDF	Cd	Cr	Cu	Pb	Ni	Zn	Cn	Ag	BOD	TSS	TTO	Total O&G	Other Parameters	Violation	
Ideal Plating & Polishing Co., Inc.	#1	34	3/19/2015	Yes	C	194320		No	0.015	0.075	0.034	0.075	0.05	0.073	0.015	0.025	53.2	22	0.002	4	Off Season Total Nitrogen = 142.5 Off Season Nitrate+Nitrite = 114 Off Season ammonia = 12.6 Hg = 0.007 As = 0.033 Off Season TKN = 28.5	No	
Ideal Plating & Polishing Co., Inc.	#1	34	3/25/2015	Yes	C	140000		No									27.84	64			Off Season Total Nitrogen = 32.06 Off Season TKN = 30 Off Season Nitrate+Nitrite = 2.06 As = 0.084 Off Season ammonia = 0.263	No	
Ideal Plating & Polishing Co., Inc.	#1	34	4/27/2015	Yes	C	376000		No									102.3	180			Off Season Total Nitrogen = 39.62 Off Season TKN = 38.6 Off Season Nitrate+Nitrite = 1.02 As = 0.154 Off Season ammonia = 0.704	No	
Ideal Plating & Polishing Co., Inc.	#1	34	12/15/2015	Yes	C	254000		No	0.015	0.185	0.02	0.075	0.079	0.06	0.03	0.025	49.8	164	0.1	4	Off Season Total Nitrogen = 43.81 Off Season TKN = 42.1 Off Season Nitrate+Nitrite = 1.71 Off Season ammonia = 0.437 Hg = 0.002 As = 0.29	No	
Induplicate LLC	#1	34	11/17/2015	Yes	G	0	1	No														Off Season Total Nitrogen = 48.27 Off Season ammonia = 0.308 Off Season Nitrate+Nitrite = 9.77 Off Season TKN = 38.5	No
Induplicate LLC	#1	34	11/10/2015		C	184250		No	0.002	0.23	0.007	0.006	0.096	0.02	0.132	0.001	29	84	0.008	0.4	Off Season Total Nitrogen = 61.6 Off Season TKN = 61.6 Off Season Nitrate+Nitrite = 1 Off Season ammonia = 4.2 Hg = 0.001 As = 0.33	No	
Induplicate LLC	#1	34	3/11/2015	No	C	203934		No	0.001	0.21	0.025	0.044	0.088	0.11	0.016	0.003	529	7.2	0.177	1.9	Off Season Total Nitrogen = 742 Hg = 0 Off Season TKN = 742 Off Season Nitrate+Nitrite = 0.045 Off Season ammonia = 645 As = 0.22	No	
Induplicate LLC	#1	34	6/3/2015	Yes	C	0	1	No														Seasonal ammonia = 0.1	No
Induplicate LLC	#1	34	5/18/2015	Yes	C	0	1	No														Seasonal ammonia = 0.1	No
Induplicate LLC	#1	34	5/11/2015	Yes	C	0	1	No														Seasonal ammonia = 0.1	No
Induplicate LLC	#1	34	4/2/2015	Yes	C	320000		No									50.22	46			Seasonal ammonia = 0.1 As = 0.102 Seasonal TKN = 31.1 Seasonal Total Nitrogen = 31.1 Seasonal Nitrate+Nitrite = 0.1	No	
Induplicate LLC	#1	34	5/13/2015	Yes	C	0	1	No														Seasonal ammonia = 0.264	No
Induplicate LLC	#1	34	5/5/2015	Yes	C	330000		No									42.8	122			Seasonal ammonia = 0.296 Seasonal Nitrate+Nitrite = 0.163 Seasonal Total Nitrogen = 37.763 Seasonal TKN = 37.6 As = 0.158	No	
Induplicate LLC	#1	34	7/13/2015	Yes	C	287000		No									38.26	166			Seasonal ammonia = 0.495 As = 0.246 Seasonal Total Nitrogen = 37.441 Seasonal TKN = 37.3 Seasonal Nitrate+Nitrite = 0.141	No	
Induplicate LLC	#1	34	6/10/2015	Yes	C	0	1	No														Seasonal ammonia = 0.5	No

Field's Point  
Significant User  
Compliance Monitoring Results - 2015

Company	Sample Location	Category	Sample Date	NBC Sample	Type	Flow	Volume	CDF	Cd	Cr	Cu	Pb	Ni	Zn	Cn	Ag	BOD	TSS	TTO	Total O&G	Other Parameters	Violation		
Induplate LLC	#1	34	7/17/2015		C	200020		No														Seasonal Nitrate+Nitrite = 1 Seasonal TKN = 34.4 Seasonal ammonia = 2.8 As = 0.21	No	
Induplate LLC	#1	34	5/27/2015		C	214910		No															Seasonal TKN = 23.6 Seasonal Nitrate+Nitrite = 0.05 Seasonal ammonia = 2.9 As = 0.24	No
Induplate LLC	#1	34	6/18/2015		C	200840		No															Seasonal TKN = 28.9 As = 0.24 Seasonal ammonia = 2.2 Seasonal Nitrate+Nitrite = 6.6	No
Induplate LLC	#2	34	5/21/2015		C	223560		No												0.005			Seasonal TKN = 34 As = 0.19 Seasonal ammonia = 2.7 Seasonal Nitrate+Nitrite = 9.1	No
Induplate LLC	#2	34	5/13/2015		C	181220		No															Seasonal TKN = 35.8 As = 0.22 Seasonal ammonia = 0.48 Seasonal Nitrate+Nitrite = 0.56	No
Induplate LLC	#2	34	7/31/2015		C	209970		No															Seasonal TKN = 37.2 Seasonal Nitrate+Nitrite = 0.865 Seasonal ammonia = 2.8 As = 0.27	No
Induplate LLC	#2	34	7/7/2015	No	C	202010		No															Seasonal TKN = 41.2 As = 0.21 Seasonal ammonia = 4.2 Seasonal Nitrate+Nitrite = 1.35	No
Induplate LLC	#2	34	6/3/2015		C	211650		No															Seasonal TKN = 53.9 As = 0.18 Seasonal ammonia = 2.2 Seasonal Nitrate+Nitrite = 0.05	No
Induplate LLC	#2	34	6/25/2015	No	C	207290		No															Seasonal TKN = 568 As = 0.23 Seasonal ammonia = 1.2 Seasonal Nitrate+Nitrite = 4.6	Yes
Induplate LLC	#3	34	4/1/2015	Yes	C	283000		No									85.7	44					Seasonal Total Nitrogen = 31.394 As = 0.096 Seasonal ammonia = 0.1 Seasonal Nitrate+Nitrite = 0.994 Seasonal TKN = 30.4	No
Induplate LLC	#3	34	4/6/2015	Yes	C	0	1	No									83.52	122					Seasonal Total Nitrogen = 35.547 Seasonal TKN = 35.1 Seasonal Nitrate+Nitrite = 0.447 Seasonal ammonia = 0.393 As = 0.128	No
Induplate LLC	#3	34	5/4/2015	Yes	C	336000		No									48.52	120					Seasonal Total Nitrogen = 37.244 Seasonal TKN = 37.1 Seasonal Nitrate+Nitrite = 0.144 As = 0.164 Seasonal ammonia = 0.518	No
Induplate LLC	#3	34	7/8/2015	Yes	C	269000		No									10.85	128					Seasonal Total Nitrogen = 37.517 Seasonal TKN = 37.4 Seasonal Nitrate+Nitrite = 0.117 As = 0.241 Seasonal ammonia = 0.1	No

Field's Point  
Significant User  
Compliance Monitoring Results - 2015

Company	Sample Location	Category	Sample Date	NBC Sample	Type	Flow	Volume	CDF	Cd	Cr	Cu	Pb	Ni	Zn	Cn	Ag	BOD	TSS	TTO	Total O&G	Other Parameters	Violation	
Induplate LLC	#3	34	4/7/2015	Yes	C	412000		No									128.07	158			Seasonal Total Nitrogen = 38.7 Seasonal TKN = 38.7 Seasonal Nitrate+Nitrite = 0.1 Seasonal ammonia = 0.1 As = 0.151	No	
Induplate LLC	#3	34	9/24/2015	No	C	129170		No														Seasonal Total Nitrogen = 41 Seasonal TKN = 41 As = 0.33 Seasonal ammonia = 5.18 Seasonal Nitrate+Nitrite = 1	Yes
International Chromium Plating	#1	34	8/4/2015		C	197630		No														Seasonal Total Nitrogen = 42 Seasonal TKN = 42 As = 0.29 Seasonal ammonia = 1.61 Seasonal Nitrate+Nitrite = 2	No
International Chromium Plating	#1	34	8/3/2015	Yes	C	201000		No									31.34	78				Seasonal Total Nitrogen = 44.4 Seasonal TKN = 44.4 Seasonal Nitrate+Nitrite = 0.1 As = 0.303 Seasonal ammonia = 1.18	No
International Chromium Plating	#1	34	6/3/2015	Yes	C	248000		No									79.1	212				Seasonal Total Nitrogen = 44.41 Seasonal TKN = 44.3 Seasonal Nitrate+Nitrite = 0.11 As = 0.294 Seasonal ammonia = 0.456	No
International Chromium Plating	#1	34	9/3/2015		C	157420		No														Seasonal Total Nitrogen = 44.8 Seasonal TKN = 44.8 As = 0.32 Seasonal ammonia = 3.57 Seasonal Nitrate+Nitrite = 1	No
International Chromium Plating	#1	34	6/30/2015	Yes	C	280000		No	0.015	0.214	0.02	0.075	0.125	0.06	0.032	0.025	5.31	46	0.002			Seasonal Total Nitrogen = 45.17 As = 0.223 Seasonal Nitrate+Nitrite = 4.07 Seasonal ammonia = 0.922 Hg = 0.001 Seasonal TKN = 41.1	No
International Chromium Plating	#1	34	5/18/2015	Yes	C	288000		No									59.92	118				Seasonal Total Nitrogen = 45.52 Seasonal TKN = 42.5 Seasonal Nitrate+Nitrite = 3.02 As = 0.218 Seasonal ammonia = 0.928	No
International Chromium Plating	#1	34	7/28/2015	Yes	C	223000		No	0.015	0.189	0.02	0.075	0.077	0.06	0.031	0.025	67.46	64	0.05			Seasonal Total Nitrogen = 45.86 As = 0.277 Seasonal Nitrate+Nitrite = 3.06 Seasonal ammonia = 0.566 Hg = 0.001 Seasonal TKN = 42.8	No
International Chromium Plating	#1	34	5/28/2015	Yes	C	229000		No									31.12	112				Seasonal Total Nitrogen = 46.155 Seasonal TKN = 46 Seasonal Nitrate+Nitrite = 0.155 As = 0.255 Seasonal ammonia = 0.406	No
International Chromium Plating	#1	34	10/27/2015	Yes	C	160000		No	0.015	0.266	0.02	0.075	0.093	0.06	0.035	0.025	41.1	192	0.1	4		Seasonal Total Nitrogen = 46.289 As = 0.352 Seasonal Nitrate+Nitrite = 0.289 Seasonal ammonia = 0.327 Hg = 0.001 Seasonal TKN = 46	No

Field's Point  
Significant User  
Compliance Monitoring Results - 2015

Company	Sample Location	Category	Sample Date	NBC Sample	Type	Flow	Volume	CDF	Cd	Cr	Cu	Pb	Ni	Zn	Cn	Ag	BOD	TSS	TTO	Total O&G	Other Parameters	Violation	
International Chromium Plating	#2	34	8/20/2015	No	C	157770		No														Seasonal Total Nitrogen = 47.9 Seasonal TKN = 42.4 As = 0.27 Seasonal ammonia = 4.69 Seasonal Nitrate+Nitrite = 5.54	No
International Chromium Plating	#2	34	8/17/2015	Yes	C	223000		No									38	86				Seasonal Total Nitrogen = 49.01 Seasonal TKN = 44.7 Seasonal Nitrate+Nitrite = 4.31 Seasonal ammonia = 0.476 As = 0.302	No
International Chromium Plating	#2	34	5/12/2015	Yes	C	222000		No									46.2	200				Seasonal Total Nitrogen = 49.51 Seasonal TKN = 48.2 Seasonal Nitrate+Nitrite = 1.31 As = 0.221 Seasonal ammonia = 0.414	No
International Etching, Inc.	#1	34	5/11/2015	Yes	C	295000		No									51.16	164				Seasonal Total Nitrogen = 49.65 Seasonal TKN = 45.3 Seasonal Nitrate+Nitrite = 4.35 As = 0.217 Seasonal ammonia = 2.07	No
International Etching, Inc.	#1	34	6/17/2015	Yes	C	224000		No									53.52	136				Seasonal Total Nitrogen = 49.82 Seasonal TKN = 40.4 As = 0.258 Seasonal ammonia = 0.364 Seasonal Nitrate+Nitrite = 9.42	No
International Etching, Inc.	#1	34	5/19/2015	Yes	C	249000		No	0.015	0.137	0.02	0.075	0.067	0.06	0.039	0.025	22.52	84	0.005			Seasonal Total Nitrogen = 53.14 Seasonal TKN = 48.6 Seasonal Nitrate+Nitrite = 4.54 Seasonal ammonia = 0.646 Hg = 0.005 As = 0.207	No
International Etching, Inc.	#1	34	9/16/2015		C	154910		No														Seasonal Total Nitrogen = 54.8 Seasonal TKN = 54.8 As = 0.33 Seasonal ammonia = 4.41 Seasonal Nitrate+Nitrite = 1	No
International Etching, Inc.	#1	34	8/27/2015		C	151420		No														Seasonal Total Nitrogen = 55.2 Seasonal TKN = 52.8 As = 0.32 Seasonal ammonia = 2.66 Seasonal Nitrate+Nitrite = 2.36	No
International Etching, Inc.	#1	34	9/29/2015	Yes	C	132000		No	0.015	0.245	0.02	0.075	0.091	0.06	0.03	0.025	47.12	206.7	0.001	4		Seasonal Total Nitrogen = 55.757 As = 0.34 Seasonal Nitrate+Nitrite = 0.357 Seasonal ammonia = 1.47 Hg = 0.002 Seasonal TKN = 55.4	No
International Etching, Inc.	#1	34	10/27/2015		C	157300		No														Seasonal Total Nitrogen = 58.8 Seasonal TKN = 58.8 Seasonal Nitrate+Nitrite = 1 Seasonal ammonia = 4.48 As = 0.35	No
International Etching, Inc.	#1	34	6/9/2015	Yes	C	218000		No									61.8	166				Seasonal Total Nitrogen = 72.3 Seasonal TKN = 46.9 Seasonal Nitrate+Nitrite = 25.4 As = 0.306 Seasonal ammonia = 0.495	Yes

**Field's Point  
Significant User  
Compliance Monitoring Results - 2015**

Company	Sample Location	Category	Sample Date	NBC Sample	Type	Flow	Volume	CDF	Cd	Cr	Cu	Pb	Ni	Zn	Cn	Ag	BOD	TSS	TTO	Total O&G	Other Parameters	Violation
International Etching, Inc.	#2	22	3/19/2015	Yes	C		7800	No	0.015	0.075	0.059	0.075	0.147	0.496	0.017	0.025			0.052		TRC = 0.006 ammonia = 23.5 As = 0.005	No
International Etching, Inc.	#3	22	1/13/2015		C		7800	No							0.01				0.034		TRC = 0.1	No
International Etching, Inc.	#4	22	7/16/2015		C		7800	No							0.012				0.071		TRC = 0.1	No
International Etching, Inc.	#5	22	10/30/2015		C		7800	No			0.042	0.025	0.1	0.239					0.035		TRC = 0.11 Hg = 0.001	No
International Insignia Corporation	#1	11	10/12/2015		C	50000		No			0.04	0.05									Total Metal-EPA = 0.04	No
International Insignia Corporation	#1	11	9/21/2015		C	48283		No			0.02		0.04	0.01	0.01						Total Metal-EPA = 0.07	No
International Insignia Corporation	#1	11	6/22/2015		G	53751	80	Yes			0.02	0.05	0.04	0.005							Total Metal-EPA = 0.07	No
International Insignia Corporation	#1	11	6/22/2015		G	53751	50	Yes			0.02	0.05	0.05	0.005							Total Metal-EPA = 0.08	No
International Insignia Corporation	#1	11	11/24/2015		C	50505		No			0.02		0.04	0.03	0.06	0.01					Total Metal-EPA = 0.09	No
International Insignia Corporation	#1	11	4/27/2015		G	53744	50	Yes			0.02	0.05	0.06	0.01							Total Metal-EPA = 0.09	No
International Insignia Corporation	#1	11	2/24/2015		C	53519		No			0.03		0.05	0.03	0.01	0.01					Total Metal-EPA = 0.11	No
International Insignia Corporation	#1	11	10/27/2015		C	50557		No	0.02	0.05	0.03	0.05	0.04	0.005	0.01	0.01					Total Metal-EPA = 0.13	No
International Insignia Corporation	#2	11	2/4/2015		G	3516	375	Yes		0.05	0.02		0.06	0.01							Total Metal-EPA = 0.14	No
International Insignia Corporation	#2	11	1/26/2015		C	54185		No			0.07		0.06	0.02	0.03	0.01					Total Metal-EPA = 0.15	No
International Insignia Corporation	#2	11	3/24/2015		C	52248		No			0.08		0.07	0.01	0.01	0.01					Total Metal-EPA = 0.16	No
International Insignia Corporation	#2	11	8/26/2015		C	52166		No			0.05		0.06	0.06	0.03	0.01					Total Metal-EPA = 0.17	No
International Insignia Corporation	#2	11	4/27/2015		C	53744		No	0.02	0.05	0.06	0.05	0.07	0.005	0.01	0.01					Total Metal-EPA = 0.19	No
International Insignia Corporation	#2	11	7/28/2015		C	53003		No			0.08		0.04	0.08	0.02	0.01					Total Metal-EPA = 0.2	No
International Insignia Corporation	#3	11	6/22/2015		C	53751		No			0.07		0.07	0.07	0.02	0.01					Total Metal-EPA = 0.21	No
International Insignia Corporation	#3	11	5/27/2015		C	53026		No			0.1		0.07	0.06	0.01	0.01					Total Metal-EPA = 0.23	No
International Insignia Corporation	#3	11	10/5/2015		C	50000		No			0.24	0.05									Total Metal-EPA = 0.24	No
International Insignia Corporation	#3	11	4/9/2015		G	5236		Yes		0.05	0.02		0.04	0.13							Total Metal-EPA = 0.24	No
International Insignia Corporation	#3	11	10/20/2015		C	50000		No			0.32	0.05									Total Metal-EPA = 0.32	No
International Insignia Corporation	#3	11	12/21/2015		C	45486		No			0.34		0.04	0.18	0.03	0.01					Total Metal-EPA = 0.56	No
International Insignia Corporation	#3	11	4/27/2015		G	53744	25	Yes			0.97	0.05	0.07	0.01							Total Metal-EPA = 1.05	No
International Insignia Corporation	#4	11	2/24/2015		G	53519	40	Yes			0.02	0.05	1.71	0.02							Total Metal-EPA = 1.75	No
International Insignia Corporation	#4	11	7/28/2015		G	53003	70	Yes			2.38	1.58	2.41	5.63							Total Metal-EPA = 10.42	No
Ira Green, Inc.	#1	11	9/21/2015		G	48283	70	Yes			3.34	0.91	6.32	0.85							Total Metal-EPA = 10.51	No
Ira Green, Inc.	#1	11	1/26/2015		G	54185	225	Yes			5.2	2.21	3.05	2.36							Total Metal-EPA = 10.61	No
Ira Green, Inc.	#1	11	8/26/2015		G	52166	185	Yes			109	8.57	0.04	0.02							Total Metal-EPA = 109.06	No
Ira Green, Inc.	#1	11	11/24/2015		G	50505	25	Yes			4.88	0.05	5.66	1.53							Total Metal-EPA = 12.07	No
Ira Green, Inc.	#1	11	5/27/2015		G	53026	70	Yes			111.7	47.3	52.1	25.6							Total Metal-EPA = 189.4	No
Ira Green, Inc.	#1	11	2/24/2015		G	53519	60	Yes			1.08	1.65	1.29	0.09							Total Metal-EPA = 2.46	No
Ira Green, Inc.	#1	11	10/27/2015		G	50557	70	Yes			175.7	22.4	32.8	80							Total Metal-EPA = 288.5	No
Ira Green, Inc.	#1	11	6/9/2015		G	4189	175	Yes		2.16	0.37		1.01	0.19							Total Metal-EPA = 3.73	No
Ira Green, Inc.	#1	11	10/27/2015		G	50557	60	Yes			1.19	0.7	2.94	0.09							Total Metal-EPA = 4.22	No
Ira Green, Inc.	#1	11	12/21/2015		G	45486	70	Yes			2.71	0.66	1.53	0.28							Total Metal-EPA = 4.52	No
Ira Green, Inc.	#1	11	5/27/2015		G	53026	70	Yes			4.12	2.57	2.58	0.14							Total Metal-EPA = 6.84	No
Ira Green, Inc.	#1	11	12/21/2015		G	45486	25	Yes			33.4	2.16	24.3	2.67							Total Metal-EPA = 60.37	No
Ira Green, Inc.	#1	11	8/26/2015		G	52166	46	Yes			0.04	0.05	13.4	54.6							Total Metal-EPA = 68.04	No
Ira Green, Inc.	#1	11	3/24/2015		G	52248	185	Yes			6.12	1.36	2.42	0.65							Total Metal-EPA = 9.19	No
Ira Green, Inc.	#2	43	9/24/2015	Yes	C			No	0.015	0.075	0.02	0.075	0.05	0.06		0.025					Total Nitrogen = 0 TKN = 0.5 Nitrate+Nitrite = 0.1 ammonia = 2.5 As = 0.005	No
Ira Green, Inc.	#2	11	9/29/2015	Yes	C	4466		No	0.015	0.075	0.105	0.075	0.05	0.06	0.004	0.025					Total Nitrogen = 0 TKN = 0.5 Nitrate+Nitrite = 0.201 ammonia = 0.1 As = 0.005	No
Ira Green, Inc.	#2	11	9/15/2015	Yes	C	2693		No	0.015	0.152	0.544	0.075	0.452	0.162	0.164	0.025					Total Nitrogen = 0 TKN = 0.5 Nitrate+Nitrite = 0.1 ammonia = 0.1As = 0.005	No





**Field's Point  
Significant User  
Compliance Monitoring Results - 2015**

Company	Sample Location	Category	Sample Date	NBC Sample	Type	Flow	Volume	CDF	Cd	Cr	Cu	Pb	Ni	Zn	Cn	Ag	BOD	TSS	TTO	Total O&G	Other Parameters	Violation
Ira Green, Inc.	#5	11	6/8/2015		C	1000		No			0.17											No
Ira Green, Inc.	#5	11	12/10/2015		C	1500		No			0.61		0.65		0.04							No
Ira Green, Inc.	#5	11	6/1/2015		C	1000		No			0.17											No
Ira Green, Inc.	#5	11	6/11/2015		C	2000		No			0.16		0.36		0.01							No
Ira Green, Inc.	#5	11	4/6/2015		C	1000		No	0.02	0.05	0.52	0.05	1.24	0.07	0.07	0.01						No
JRB Associates Inc.	#1	11	6/15/2015		C	1000		No			0.19											No
JRB Associates Inc.	#1	22	7/30/2015		G			No											0.025	1		No
JRB Associates Inc.	#1	22	1/30/2015		G			No									1013		0.015	15.1		No
JRB Associates Inc.	#1	11	2/2/2015		C	1272		No			0.47		0.36	0.1	0.01							No
JRB Associates Inc.	#2	11	4/2/2015		C	1421		No	0.02	0.05	0.15	0.05	0.04	0.02	0.05	0.01						No
JRB Associates Inc.	#4	11	4/2/2015		G	1421	30	Yes			1.39	0.92	0.9	0.17								No
JRB Associates Inc.	#5	43	9/30/2015	No	C			No	0.01	0.02	0.033	0.022	0.05	1.59		0.01						No
Mahr Federal Inc.	#1	43	4/20/2015		C			No	0.005	0.01	0.145	0.01	0.025	0.816		0.05						No
Mahr Federal Inc.	#1	43	10/26/2015		C			No	0.005	0.01	0.01	0.01	0.025	0.025		0.005						No
Mahr Federal Inc.	#1	43	4/20/2015		C			No	0.005	0.01	0.054	0.01	0.025	0.049		0.005						No
Mahr Federal Inc.	#1	43	9/30/2015		C			No	0.01	0.02	0.246	0.02	0.05	0.138		0.01						No
Mahr Federal Inc.	#1	43	10/26/2015		C			No	0.005	0.01	0.36	0.01	0.025	0.471		0.005						No
Mahr Federal Inc.	#1	11	12/16/2015		C	25058		No	0.02	0.025	0.034	0.025	0.251	0.187	0.11	0.025						No
Mahr Federal Inc.	#1	11	11/23/2015		C			No					1.62									No
Mahr Federal Inc.	#1	11	11/10/2015		C	4338		No			0.065		0.163	0.202	0.06	0.025						No
Mahr Federal Inc.	#3	11	10/20/2015		C	5535		No	0.02	0.025	0.186	0.025	0.193	0.318	0.13	0.025						No
Mahr Federal Inc.	#3	11	9/15/2015		C	3590		No			0.134		1.09	0.1	0.01	0.025						No
Mahr Federal Inc.	#3	11	8/17/2015		C	6971		No			0.991		1.48	0.344	0.13	0.025						No
Mahr Federal Inc.	#3	11	7/21/2015		C	7330		No			0.738		1.12	0.318	0.03	0.078						No
Mahr Federal Inc.	#3	11	6/11/2015		G	5086		No			0.545		0.592	0.14	0.01	0.025						No
Mahr Federal Inc.	#3	11	4/16/2015		C	3067		No	0.02	0.025	0.222	0.025	0.262	0.224	0.286	0.025						No
Metallurgical Solutions, Inc.	#1	11	3/26/2015		C			No								0.025						No
Metallurgical Solutions, Inc.	#1	11	3/16/2015		C			No								0.025						No
Metallurgical Solutions, Inc.	#1	11	3/10/2015		C			No								0.05						No
Metallurgical Solutions, Inc.	#1	11	3/3/2015		C	3441		No			0.466		0.181	0.232	0.05	0.029						No
Monarch Metal Finishing Co. - Aurora St.	#1	11	2/12/2015		C	4264		No			0.9		0.836	0.811	0.05	0.438						Yes
Monarch Metal Finishing Co. - Aurora St.	#1	11	1/28/2015		C	4338		No			0.156		0.228	0.236	0.05	0.05						No
Monarch Metal Finishing Co. - Aurora St.	#1	11	5/19/2015		C	4563		No			0.132		0.354	0.081	0.01	0.025						No
Monarch Metal Finishing Co. - Aurora St.	#1	11	2/10/2015		C	763		No			0.31		0.04		0.01							No
Monarch Metal Finishing Co. - Aurora St.	#1	11	4/8/2015		C	839		No	0.02	0.05	0.35	0.05	0.06	0.03	0.01	0.01						No
Monarch Metal Finishing Co. - Aurora St.	#1	11	12/2/2015		C	785		No			0.1		0.04		0.01							No
Monarch Metal Finishing Co. - Aurora St.	#1	11	8/3/2015		C	886		No			0.21		0.09		0.01							No
Monarch Metal Finishing Co. - Aurora St.	#1	11	10/5/2015		C	858		No	0.02	0.05	0.15	0.05	0.04	0.04	0.01	0.01						No
Monarch Metal Finishing Co. - Aurora St.	#1	11	6/3/2015		C	770		No			0.99		0.11		0.01							No
Monarch Metal Finishing Co. - Aurora St.	#2	11	6/19/2015		C	5890		No	0.02		0.02		0.49	0.13	0.03							No
Monarch Metal Finishing Co. - Aurora St.	#2	11	5/25/2015		C	5110		No	0.02		0.3		0.2	0.37	0.37							No
Monarch Metal Finishing Co. - Aurora St.	#2	11	12/22/2015		C	9810		No	0.02		0.1		0.3	1.62	0.01							No
Monarch Metal Finishing Co. - Aurora St.	#2	11	6/18/2015	Yes	C	4750		No	0.054	0.939	0.998	0.075	9.79	6.08	0.437	0.025						Yes
Monarch Metal Finishing Co. - Aurora St.	#2	11	5/27/2015		C	9230		No	0.02		0.25		0.6	0.34	0.29							No
Monarch Metal Finishing Co. - Aurora St.	#2	11	5/26/2015		C	8510		No	0.02		0.25		0.61	0.33	0.49							No
Monarch Metal Finishing, Inc.	#1	11	8/20/2015		C	4280		No	0.02		0.26		0.81	0.39	0.22							No
Monarch Metal Finishing, Inc.	#1	11	2/23/2015		C	8220		No	0.02		0.11		0.5	0.05	0.03							No
Monarch Metal Finishing, Inc.	#1	11	2/24/2015		C	7230		No					0.63		0.08							No
Monarch Metal Finishing, Inc.	#1	11	2/26/2015		C	6870		No					0.42		0.05							No
Monarch Metal Finishing, Inc.	#1	11	2/27/2015	No	C	6280		No					0.31		0.07							No
Monarch Metal Finishing, Inc.	#1	11	7/28/2015		C	9360		No					0.91	0.37								No
Monarch Metal Finishing, Inc.	#1	11	7/27/2015		C	7660		No					0.7	0.62								No
Monarch Metal Finishing, Inc.	#1	11	7/24/2015		C	8070		No					0.6	0.32								No
Monarch Metal Finishing, Inc.	#1	11	4/21/2015		C	8800		No	0.02	0.05	0.17	0.05	1.85	0.03	1.76	0.05						Yes
Monarch Metal Finishing, Inc.	#1	11	4/22/2015		C	9860		No	0.04		0.28		2.32	0.03	2.31							Yes
Monarch Metal Finishing, Inc.	#1	11	4/23/2015		C	7930		No	0.04		0.28		3.22	0.04	2.45							Yes
Monarch Metal Finishing, Inc.	#1	11	4/24/2015		C	8220		No	0.04		0.35		3.88	0.05	2.42							Yes
Monarch Metal Finishing, Inc.	#1	11	7/23/2015		C	8980		No					0.94	0.37								No
Monarch Metal Finishing, Inc.	#1	11	5/22/2015		C	9300		No	0.02	0.18	0.15	0.05	0.4	0.22	0.49	0.01						No

**Field's Point  
Significant User  
Compliance Monitoring Results - 2015**

Company	Sample Location	Category	Sample Date	NBC Sample	Type	Flow	Volume	CDF	Cd	Cr	Cu	Pb	Ni	Zn	Cn	Ag	BOD	TSS	TTO	Total O&G	Other Parameters	Violation
Monarch Metal Finishing, Inc.	#2	11	10/28/2015		C	6140		No	0.02	0.44	0.34	0.05	1.02	0.55	0.13	0.01						No
Monarch Metal Finishing, Inc.	#2	11	4/23/2015		C	14288		No	0.02	0.26	0.09	0.05	0.55	0.06	0.01	0.02						No
Monarch Metal Finishing, Inc.	#2	11	3/23/2015		C	13914		No		0.06	0.03		0.21	0.02								No
Narragansett Jewelry	#1	11	2/9/2015		C	12492		No		0.26	0.11		0.17	0.05								No
Narragansett Jewelry	#1	11	1/19/2015		C	12792		No		0.05	0.06		0.12	0.01								No
Narragansett Jewelry	#1	11	12/23/2015		C	16382		No		0.05	0.19		0.2	0.005								No
Narragansett Jewelry	#1	11	11/25/2015		C	17504		No		0.23	0.05		0.41	0.04						1		No
Narragansett Jewelry	#1	11	10/27/2015		C	13989		No	0.02	0.05	0.03	0.05	0.6	0.06	0.01	0.01						No
Narragansett Jewelry	#1	11	9/29/2015		C	16906		No		0.29	0.11		0.38	0.04								No
Narragansett Jewelry	#1	11	8/21/2015		C	16382		No		0.31	0.04		0.21	0.03								No
Narragansett Jewelry	#1	11	7/27/2015		C	17804		No		0.05	0.06		0.2	0.12								No
Narragansett Jewelry	#3	11	4/23/2015		G	14288	50	Yes		2.55	1.36	0.47	61	0.42								No
Northeast Remsco Construction, Inc.	#2	11	10/27/2015		G	13989	100	Yes		0.22	0.06	0.05	1.03	0.05								No
Pilgrim Screw Corporation	#1	27	9/16/2015		C	95860		No			0.02	0.02		0.062								No
Pilgrim Screw Corporation	#1	27	1/16/2015		C	96185		No			0.021	0.02		0.088								No
Pilgrim Screw Corporation	#1	27	10/1/2015		C	96700		No	0.01	0.02	0.02	0.02	0.05	0.072		0.01						No
Pilgrim Screw Corporation	#1	27	12/22/2015		C	95400		No			0.027	0.02		0.113								No
Pilgrim Screw Corporation	#1	27	2/12/2015		C	97270		No			0.02	0.02		0.127								No
Pilgrim Screw Corporation	#1	27	8/21/2015		C	96160		No			0.01	0.01		0.049								No
Pilgrim Screw Corporation	#1	27	6/11/2015		C	96000		No			0.02	0.06		0.056								No
Pilgrim Screw Corporation	#1	27	4/28/2015		C	63950		No	0.01	0.02	0.02	0.02	0.05	0.073		0.01						No
Pilgrim Screw Corporation	#1	27	3/10/2015		C	91130		No			0.02	0.02		0.05								No
Pilgrim Screw Corporation	#1	27	5/22/2015		C	68850		No			0.02	0.02		0.05								No
Pilgrim Screw Corporation	#1	27	11/6/2015		C	88690		No			0.016	0.01		0.76								No
Pilgrim Screw Corporation	#1	27	7/1/2015		C		99620	No			0.02	0.02		0.054								No
Pilgrim Screw Corporation	#1	27	10/1/2015		C	7614		No	0.01	0.02	0.063	0.02	0.05	0.07		0.01						No
Pilgrim Screw Corporation	#1	27	4/28/2015		C	816		No	0.01	0.02	0.045	0.02	0.05	0.05		0.01						No
Prov. Journal Co. - Production Facility	#1	11	4/27/2015		C	4010		No	0.02	0.05	0.11	0.05	0.12	0.03	0.04	0.01						No
Prov. Journal Co. - Production Facility	#1	11	12/10/2015		C	4090		No			0.21		0.05	0.01	0.07							No
Prov. Journal Co. - Production Facility	#1	11	10/5/2015	No	C	3269		No	0.02	0.05	0.28	0.05	0.04	0.02	0.19	0.01						No
Prov. Journal Co. - Production Facility	#1	11	6/2/2015		C	4150		No			0.14		0.3	0.01	0.06							No
Prov. Journal Co. - Production Facility	#1	11	8/13/2015		C	4460		No			0.09		0.04	0.02	0.09							No
Prov. Journal Co. - Production Facility	#1	11	2/24/2015		C	3840		No			0.15		0.08	0.01	0.16							No
Prov. Journal Co. - Production Facility	#1	25	10/22/2015		C			No									54	17		6		No
Prov. Journal Co. - Production Facility	#1	25	12/15/2015		C			No									52.32	86				No
Providence Specialty Products	#1	25	3/23/2015	No	C			No										42			48.42	No
Providence Specialty Products	#1	25	6/27/2015		C			No									20	156				No
Providence Specialty Products	#1	22	7/6/2015		C	1600		No	0.02	0.05	0.03	0.05	0.04	0.04		0.01	123.5	7	0.018	4.8		No
Providence Specialty Products	#1	22	5/7/2015		C	22600		No			0.03			0.14			551.3	26		49.6		No
Providence Specialty Products	#1	22	3/6/2015		C	1532		No			0.02			0.06			255.3	1		8.3		No
Providence Specialty Products	#1	22	3/11/2015		C	2500		No												25.1		No
Providence Specialty Products	#1	22	3/5/2015		C	2500		No												8.3		No
Providence Specialty Products	#1	22	2/26/2015		C	5000		No												12		No
Providence Specialty Products	#1	22	2/18/2015		C	5000		No												9.2		No
Providence Specialty Products	#1	22	1/15/2015		C	6732		No	0.02	0.05	0.03	0.05	0.04	0.08		0.01	427.3	176	0.1	164.7		Yes
Providence Specialty Products	#2	22	11/10/2015		C	1150		No			0.05			0.04			62.8	22		24.8		No
Providence Specialty Products	#2	22	9/3/2015		C	1496		No			0.02			0.07			71.3	1		2.3		No
Providence Specialty Products	#2	11	4/21/2015		C	9649		No	0.02	0.2	0.03	0.05	0.04	0.78	0.01	0.01						No
Providence Specialty Products	#2	11	10/20/2015		C	12192		No	0.02	0.19	0.02	0.05	0.04	0.48	0.04	0.01						No
Providence Specialty Products	#2	11	12/21/2015		C	10846		No		0.23			0.04	0.48	0.01							No
Providence Specialty Products	#2	11	6/18/2015		C	9649		No		0.05			0.04	0.22	0.01							No
R. E. Sturdy Company, Inc.	#1	11	8/13/2015		C	10248		No		0.2			0.04	0.36	0.01							No
R. E. Sturdy Company, Inc.	#1	11	2/13/2015		C	8901		No		0.38			0.04	0.2	0.01							No
R. E. Sturdy Company, Inc.	#1	11	4/21/2015		G	9649	90	Yes		2.05			0.17	0.41								No
R. E. Sturdy Company, Inc.	#1	11	10/20/2015		G	12192	90	Yes		0.78			0.04	0.14								No
R. E. Sturdy Company, Inc.	#1	11	8/7/2015		C	2020		No		0.44	0.52		0.42	0.13	0.08							No
R. E. Sturdy Company, Inc.	#1	11	10/13/2015		C	2094		No	0.02	0.52	0.61	0.05	0.57	0.28	0.18	0.01						No
R. E. Sturdy Company, Inc.	#1	11	6/4/2015		C	1870		No		0.88	0.67		0.44	0.15	0.45							No
R. E. Sturdy Company, Inc.	#1	11	2/5/2015		C	2000		No		0.11	0.34		0.36	0.34	0.01							No









**Field's Point  
Significant User  
Compliance Monitoring Results - 2015**

Company	Sample Location	Category	Sample Date	NBC Sample	Type	Flow	Volume	CDF	Cd	Cr	Cu	Pb	Ni	Zn	Cn	Ag	BOD	TSS	TTO	Total O&G	Other Parameters	Violation
Univar USA, Inc.	#1	11	10/13/2015		C	3500		No			0.11		0.1									No
Universal Plating Company, Inc.	#1	11	10/6/2015		C	3500		No			0.11		0.12									No
Universal Plating Company, Inc.	#1	11	8/17/2015		C	3074		No			0.12		0.19		0.01							No
Universal Plating Company, Inc.	#1	11	6/11/2015		C	1346		No			0.13	0.05	0.04	0.03	0.01	0.01						No
Universal Plating Company, Inc.	#1	11	10/26/2015		C	1271		No	0.02	0.05	0.26	0.05	0.04	0.02	0.01	0.01						No
Universal Plating Company, Inc.	#1	11	8/25/2015		C	1197		No			0.09	0.05	0.04	0.04	0.01	0.01						No
Universal Plating Company, Inc.	#1	11	4/6/2015		C	1346		No	0.02	0.05	0.05	0.05	0.04	0.01	0.14	0.01						No
Universal Plating Company, Inc.	#1	11	2/17/2015		C	1346		No			0.15	0.05	0.04	0.08	0.01	0.01						No

***COMPLIANCE MONITORING  
RESULTS FOR SIGNIFICANT  
INDUSTRIAL USERS***

***BUCKLIN POINT***



**Bucklin Point  
Significant User  
Compliance Monitoring Results - 2015**

Company	Sample Location	Category	Sample Date	NBC Sample	Type	Flow	Volume	CDF	Cd	Cr	Cu	Pb	Ni	Zn	Cn	Ag	BOD	TSS	TTO	Total O&G	Other Parameters	Violation	
Accent Plating Company	#1	11	12/1/2015	Yes	C	2700		No	0.015	0.08	0.02	0.075	0.05	0.211	0.004	0.025						ammonia = 1.19 Nitrate+Nitrite = 2.5 Total Nitrogen = 2.47 TKN = 2.47	No
Accent Plating Company	#1	11	6/15/2015	No	C	2300		No	0.02		0.1		0.05	0.005	0.01								No
Accent Plating Company	#1	11	12/7/2015	No	C	1900		No	0.02		0.03		0.04	0.03	0.01								No
Accent Plating Company	#1	11	10/2/2015	No	C	1800		No	0.02	0.05	0.25	0.05	0.04	0.05	0.01	0.01							No
Accent Plating Company	#1	11	8/11/2015	No	C	2400		No	0.02		0.04		0.04	0.02	0.01								No
Accent Plating Company	#1	11	5/19/2015	Yes	C	2000		No	0.015	0.08	0.034	0.075	0.05	0.06	0.008	0.025							No
Accent Plating Company	#1	11	4/7/2015	No	C	2900		No	0.02	0.05	0.03	0.05	0.04	0.01	0.01	0.01							No
Accent Plating Company	#1	11	3/17/2015	No	C	2600		No			0.11												No
Accent Plating Company	#1	11	3/20/2015	No	C	2900		No			0.09												No
Accent Plating Company	#1	11	3/23/2015	No	C	2800		No			0.02												No
Accent Plating Company	#1	11	3/18/2015	No	C	2800		No			0.06												No
Accent Plating Company	#1	11	2/6/2015	No	C	2700		No	0.02		0.16		0.07	0.03	0.01								No
Accent Plating Company	#1	11	2/17/2015	Yes	C	1296		No	0.015	0.08	3.35	0.075	0.058	0.06	0.004	0.025							Yes
Angelica Textile Service	#1	25	11/18/2015	Yes	C	33960		No										38		11.86		Nitrate+Nitrite = 2.5 ammonia = 0.238 TKN = 5.51 Total Nitrogen = 5.51	No
Angelica Textile Service	#1	25	2/10/2015	No	G	78316		No									287	35		10.25			No
Angelica Textile Service	#1	25	8/11/2015	No	C	17077		No									264	79		34.75			No
Angelica Textile Service	#1	25	6/4/2015	No	C	82803		No									393	64		33.5			No
Angelica Textile Service	#1	25	10/7/2015	No	C	63355		No									318	116		27.5			No
Angelica Textile Service	#1	25	4/13/2015	No	C	44954		No									430	39		22			No
Angelica Textile Service	#1	25	2/11/2015	Yes	C	85122		No									352.7	16		25.53			No
Aspen Aerogels Rhode Island, LLC	#1	27	11/30/2015	Yes	C	3708		No									21824.86	8	0.085			Total Nitrogen = 7500 TKN = 7500 Nitrate+Nitrite = 2.5 ammonia = 6810	Yes
Aspen Aerogels Rhode Island, LLC	#1	27	8/5/2015	No	C	5154		No									14409		0.022				No
Aspen Aerogels Rhode Island, LLC	#1	27	6/4/2015	Yes	C	9714		No									11368	246	0.003				No
Aspen Aerogels Rhode Island, LLC	#1	27	2/11/2015	No	C	7776		No									13600		0.015				No
Aspen Aerogels Rhode Island, LLC	#1	27	6/9/2015	No	C	10984		No									14308		0.041				No
Aspen Aerogels Rhode Island, LLC	#1	27	4/15/2015	No	C	7632		No									18780		0.033				No
Aspen Aerogels Rhode Island, LLC	#1	27	10/21/2015	No	C	3705		No									680		0.052				No
Aspen Aerogels Rhode Island, LLC	#1	27	12/9/2015	No	C	3588		No									19326		0.083				No
Aspen Aerogels Rhode Island, LLC	#2	27	12/17/2015	No	G		1800	No									7550	2	0.01				No
Aspen Aerogels Rhode Island, LLC	#3	27	2/24/2015	No	G		500	No											0.003				No
Aspen Aerogels Rhode Island, LLC	#3	27	10/28/2015	No	G		500	No											0.06				No
Aspen Aerogels Rhode Island, LLC	#3	27	6/26/2015	No	G		500	No											0.1				No
Aspen Aerogels Rhode Island, LLC	#3	27	12/10/2015	No	G		500	No											0.02				No
Aspen Aerogels Rhode Island, LLC	#3	27	4/16/2015	No	G		500	No											0.006				No
Aspen Aerogels Rhode Island, LLC	#3	27	8/24/2015	No	G		500	No											0.025				No
Aspen Aerogels Rhode Island, LLC	#4	27	2/11/2015	No	G		2000	No	0.01	0.02	0.374	0.02	0.05	0.163		0.01							No
Aspen Aerogels Rhode Island, LLC	#6	27	2/11/2015	No	G		11000	No	0.01	0.02	0.057	0.02	0.05	0.05		0.01							No
Aspen Aerogels Rhode Island, LLC	#6	27	6/16/2015	No	G		8000	No	0.001	0	0.038	0.006	0.004	0.019		0.002							No
Aspen Aerogels Rhode Island, LLC	#6	27	9/28/2015	No	G		5000	No	0.004	0.01	0.09	0.005	0.009	0.02		0.005							No
Aspen Aerogels Rhode Island, LLC	#8	27	2/11/2015	No	G		1000	No	0.01	0.02	0.154	0.02	0.05	0.115		0.01							No
Bliss Manufacturing Co., Inc.	#1	11	12/21/2015	Yes	C	0	441	No	0.015	0.08	0.152	0.075	0.05	0.06	0.203	0.31						Total Nitrogen = 2.53 TKN = 2.53 Nitrate+Nitrite = 2.5 ammonia = 1.42	No

**Bucklin Point  
Significant User  
Compliance Monitoring Results - 2015**

Company	Sample Location	Category	Sample Date	NBC Sample	Type	Flow	Volume	CDF	Cd	Cr	Cu	Pb	Ni	Zn	Cn	Ag	BOD	TSS	TTO	Total O&G	Other Parameters	Violation			
Bliss Manufacturing Co., Inc.	#1	11	10/29/2015	Yes	C	665		No	0.015	0.08	0.037	0.075	0.05	0.566	1.81	1.59						Total Nitrogen = 31.95 TKN = 25.3 Nitrate+Nitrite = 6.65 ammonia = 16.5	Yes		
Bliss Manufacturing Co., Inc.	#1	11	12/15/2015	No	C			No							0.19	0.18							No		
Bliss Manufacturing Co., Inc.	#1	11	3/11/2015	Yes	C			No	0.015	0.08	0.073	0.075	0.05	0.06	0.114	0.025							No		
Bliss Manufacturing Co., Inc.	#1	11	4/13/2015	No	C			No	0.02	0.05	0.07	0.05	0.04	0.01	0.23	0.01							No		
Bliss Manufacturing Co., Inc.	#1	11	6/10/2015	No	C			No			0.02				0.04	0.01							No		
Bliss Manufacturing Co., Inc.	#1	11	2/17/2015	No	C			No			0.04		0.04		0.04	0.01							No		
Bliss Manufacturing Co., Inc.	#1	11	12/9/2015	No	C			No							0.28	0.14							No		
Bliss Manufacturing Co., Inc.	#1	11	10/15/2015	No	C			No	0.02	0.05	0.02	0.05	0.04	0.05	0.87	0.47							Yes		
Bliss Manufacturing Co., Inc.	#1	11	12/22/2015	No	C			No			0.34		0.04		0.24	0.08							No		
Bliss Manufacturing Co., Inc.	#1	11	10/30/2015	No	C			No							8.9	1.93							Yes		
Bliss Manufacturing Co., Inc.	#1	11	11/3/2015	No	C			No							0.93	1.02							Yes		
Bliss Manufacturing Co., Inc.	#1	11	11/23/2015	No	C			No							1.04	0.33							Yes		
Bliss Manufacturing Co., Inc.	#1	11	8/14/2015	No	C			No			0.03		0.04		0.49	0.1							No		
Bliss Manufacturing Co., Inc.	#2	11	10/15/2015	No	G			No														CN-EPA = 0.01	No		
Bliss Manufacturing Co., Inc.	#2	11	2/17/2015	No	G			No														CN-EPA = 0.01	No		
Bliss Manufacturing Co., Inc.	#2	11	6/10/2015	No	G			No														CN-EPA = 0.22	No		
Chemart Company	#1	11	9/9/2015	Yes	C	12701		No	0.015	0.08	1.42	0.075	0.327	0.06	0.394	0.025							Total Nitrogen = 4.226 TKN = 4.09 Nitrate+Nitrite = 0.136 ammonia = 1.13 Seasonal Total Nitrogen = 4.226 As = 0.005	Yes	
Chemart Company	#1	11	1/15/2015	Yes	C	14265		No	0.015	0.08	0.152	0.075	0.05	0.06	0.012	0.025								No	
Chemart Company	#1	11	9/17/2015	No	C	21631		No			0.199													No	
Chemart Company	#1	11	8/26/2015	No	C	23856		No		0.02	0.112		0.392	0.116	0.051									No	
Chemart Company	#1	11	7/27/2015	No	C	24408		No		0.02	0.2		0.056	0.073	0.064									No	
Chemart Company	#1	11	12/17/2015	No	C	16834		No		0.02	0.48		1.53	0.05	0.03									No	
Chemart Company	#1	11	6/25/2015	No	C	25027		No		0.02	0.341		0.369	0.064	0.02									No	
Chemart Company	#1	11	11/24/2015	No	C	24009		No		0.02	0.635		0.173	0.056	0.038									No	
Chemart Company	#1	11	3/30/2015	No	C	16074		No							0.05									No	
Chemart Company	#1	11	10/28/2015	No	C	19036		No	0.01	0.02	0.19	0.02	0.214	0.055	0.02	0.01								No	
Chemart Company	#1	11	3/23/2015	No	C	16179		No		0.02	0.033		0.05	0.168	0.02									No	
Chemart Company	#1	11	10/7/2015	No	C	23150		No			0.324													No	
Chemart Company	#1	11	10/1/2015	No	C	21288		No			0.206													No	
Chemart Company	#1	11	3/17/2015	No	C	22353		No							0.06									No	
Chemart Company	#1	11	9/24/2015	No	C	25180		No		0.02	0.078		0.081	0.075	0.02									No	
Chemart Company	#1	11	3/10/2015	No	C	14331		No							0.117									No	
Chemart Company	#1	11	4/23/2015	No	C	17012		No	0.005	0.01	0.064	0.01	0.142	0.039	0.02	0.005								No	
Chemart Company	#1	11	2/23/2015	No	C	17712		No		0.02	0.045		0.05	1.82	0.02									Yes	
Chemart Company	#1	11	5/21/2015	No	C	23668		No		0.02	0.448		0.223	0.056	0.335									No	
Chemart Company	#1	11	1/23/2015	No	C	17656		No		0.02	0.566		0.775	1.3	0.02									No	
Chemart Company	#2	11	9/24/2015	No	C	25180		No															CN-EPA = 0.02	No	
Chemart Company	#2	11	1/23/2015	No	C	17656		No															CN-EPA = 0.02	No	
Chemart Company	#2	11	3/23/2015	No	C	16179		No															CN-EPA = 0.02	No	
Chemart Company	#2	11	7/27/2015	No	C	24408		No															CN-EPA = 0.049	No	
Chemart Company	#2	11	11/24/2015	No	C	24009		No															CN-EPA = 0.058	No	
Chemart Company	#2	11	5/21/2015	No	C	23668		No															CN-EPA = 0.33	No	
Cintas Corporation	#1	25	10/21/2015	Yes	C	21260		No						0.119		0.018								Total Nitrogen = 13.85 TKN = 8.62 Nitrate+Nitrite = 5.23 ammonia = 0.1	No
Cintas Corporation	#1	25	12/28/2015	No	C	81876		No	0.02	0.05	0.05	0.05	0.04	0.15	0.01	0.01	210.3	38	0.072	4.8				No	
Cintas Corporation	#1	25	11/24/2015	No	C	72672		No	0.02	0.05	0.14	0.05	0.04	0.23	0.01	0.01	346	15	0.023	41.6				No	

**Bucklin Point  
Significant User  
Compliance Monitoring Results - 2015**

Company	Sample Location	Category	Sample Date	NBC Sample	Type	Flow	Volume	CDF	Cd	Cr	Cu	Pb	Ni	Zn	Cn	Ag	BOD	TSS	TTO	Total O&G	Other Parameters	Violation	
Cintas Corporation	#1	25	10/21/2015	No	C	76886		No	0.018	0.06	0.088	0.063	0.055		0.018		129.17					No	
Cintas Corporation	#1	25	9/24/2015	No	C	87341		No	0.02	0.05	0.23	0.05	0.04	0.21	0.03	0.02	162	11	0.061	16.6		No	
Cintas Corporation	#1	25	8/25/2015	No	C	83190		No	0.02	0.05	0.15	0.05	0.06	0.23	0.01	0.01	197.8	24	0.08	23		No	
Cintas Corporation	#1	25	7/28/2015	No	C	90037		No	0.02	0.05	0.17	0.05	0.04	0.18	0.01	0.01	186.3	40	0.023	8.8		No	
Cintas Corporation	#1	25	5/27/2015	No	C			No	0.02	0.05	0.12	0.05	0.1	0.17	0.01	0.01	582.7	10	0.076	22.2		No	
Cintas Corporation	#1	25	4/28/2015	No	C	67494		No	0.02	0.05	0.28	0.05	0.07	0.2	0.01	0.02	283.7	55	0.045	23		No	
Cintas Corporation	#1	25	3/31/2015	Yes	C	60960		No	0.015	0.08	0.062	0.075	0.05	0.523	0.01	0.025	471.53	38	0.03	31.02		No	
Cintas Corporation	#1	25	3/26/2015	No	C	69754		No	0.02	0.05	0.13	0.05	0.05	0.15	0.01	0.07	294	24	0.055	11.6		No	
Cintas Corporation	#1	25	2/23/2015	No	C	77614		No	0.02	0.05	0.12	0.05	0.08	0.08	0.01	0.01	164.7	1	0.039	3.7		No	
Cintas Corporation	#1	25	1/21/2015	No	C	74744		No	0.02	0.05	0.22	0.05	0.08	0.16	0.01	0.01	489.7	20	0.042	8.1		No	
Cintas Corporation	#1	25	6/29/2015	No	C	73595		No	0.02	0.05	0.12	0.05	0.07	0.15	0.01	0.01	290.2	23	0.06	11.3		No	
Darlene Group	#1	11	9/16/2015	Yes	C	140	0	No	0.015	0.08	0.268	0.075	0.112	0.06	0.004	0.025						Total Nitrogen = 28.894 TKN = 28.4 Nitrate+Nitrite = 0.494 ammonia = 2.62	No
Darlene Group	#1	11	1/20/2015	Yes	C	105		No	0.015	0.08	0.118	0.075	0.05	0.06	0.004	0.025							No
Darlene Group	#1	11	12/7/2015	No	C	112		No	0.009		0.19	0.012	0.023	0.05	0.01								No
Darlene Group	#1	11	10/13/2015	No	C	57		No	0.011	0.01	0.25	0.013	0.043	0.08	0.01	0.005							No
Darlene Group	#1	11	8/11/2015	No	C	25		No	0.008		0.14	0.06	0.008	0.06	0.01								No
Darlene Group	#1	11	6/2/2015	No	C	50		No	0.01		0.21	0.022	0.025	0.1	0.01								No
Darlene Group	#1	11	4/15/2015	No	C	70		No	0.006	0.01	0.26	0.021	0.015	0.16	0.01	0.005							No
Darlene Group	#1	11	4/1/2015	No	C	90		No	0.008	0.01	0.21	0.013	0.018	0.33	0.01	0.005							No
Darlene Group	#2	11	12/7/2015	No	G		10	Yes			0.09	0.005	0.005	0.02									No
Darlene Group	#2	11	6/2/2015	No	G		10	Yes			0.26	0.014	0.005	0.06									No
Denison Acquisition Company, LLC	#1	14	8/17/2015	No	G		1100	No											1.086			Acetone = 1	No
Denison Acquisition Company, LLC	#1	14	8/31/2015	No	G		1100	No											1.179			Acetone = 1.1	No
Denison Acquisition Company, LLC	#1	14	5/18/2015	No	G		1100	No											1.511			Acetone = 1.5	No
Denison Acquisition Company, LLC	#1	14	7/6/2015	No	G		1100	No											1.583			Acetone = 1.5	No
Denison Acquisition Company, LLC	#1	14	6/26/2015	No	G		1100	No											1.667			Acetone = 1.6	No
Denison Acquisition Company, LLC	#1	14	9/10/2015	Yes	G		1100	No	0.015	0.08	0.038	0.075	0.05	0.094		0.025	1014.28	32	5.838	13.98		Acetone = 2.3 N-Amyl Acetate = 0.01 Ethyl Acetate = 0.01 Isopropyl Acetate = 0.01 ammonia = 0.1 Nitrate+Nitrite = 0.108 Total Nitrogen = 3.328 TKN = 3.22	Yes
Denison Acquisition Company, LLC	#1	14	5/11/2015	No	G		1100	No											200.01			Acetone = 200	Yes
Denison Acquisition Company, LLC	#1	14	5/27/2015	No	G		1100	No											3.639			Acetone = 3.6	Yes
Denison Acquisition Company, LLC	#1	14	6/22/2015	No	G		1100	No											3.687			Acetone = 3.6	Yes
Denison Acquisition Company, LLC	#1	14	6/1/2015	No	G		1100	No											4.241			Acetone = 4.2	Yes
Denison Acquisition Company, LLC	#1	14	7/13/2015	No	G		1100	No											4.256			Acetone = 4.2	Yes
Denison Acquisition Company, LLC	#1	14	8/3/2015	No	G		1100	No											4.338			Acetone = 4.2	Yes
Denison Acquisition Company, LLC	#1	14	7/20/2015	No	G		1100	No											4.898			Acetone = 4.8	Yes
Denison Acquisition Company, LLC	#1	14	6/15/2015	No	G		1100	No											4.955			Acetone = 4.9	Yes
Denison Acquisition Company, LLC	#1	14	3/3/2015	Yes	G		1100	No	0.015	0.08	0.023	0.075	0.05	1.01		0.025	877.85	4	55.011			Acetone = 55 N-Amyl Acetate = 0.01 Ethyl Acetate = 0.01 Isopropyl Acetate = 0.01 Methylene Chloride = 0.005	Yes
Denison Acquisition Company, LLC	#1	14	6/8/2015	No	G		1100	No											6.042			Acetone = 6	Yes
Denison Acquisition Company, LLC	#1	14	7/27/2015	No	G		1100	No											6.631			Acetone = 6.5	Yes



**Bucklin Point  
Significant User  
Compliance Monitoring Results - 2015**

Company	Sample Location	Category	Sample Date	NBC Sample	Type	Flow	Volume	CDF	Cd	Cr	Cu	Pb	Ni	Zn	Cn	Ag	BOD	TSS	TTO	Total O&G	Other Parameters	Violation	
Ecological Fibers, Inc.	#1	24	6/16/2015	No	C	5460		No						2.42									Yes
Ecological Fibers, Inc.	#1	24	6/18/2015	No	C	4170		No						0.446									No
Ecological Fibers, Inc.	#1	24	6/19/2015	No	C	1950		No						1.77									Yes
Ecological Fibers, Inc.	#1	24	6/22/2015	No	C	5400		No						0.244									No
Ecological Fibers, Inc.	#1	24	7/6/2015	No	C	1825		No						3.34									Yes
Ecological Fibers, Inc.	#1	24	7/8/2015	No	C	2040		No						2.83									Yes
Ecological Fibers, Inc.	#1	24	7/9/2015	No	C	1910		No						1.92									Yes
Ecological Fibers, Inc.	#1	24	7/10/2015	No	C	2020		No						1.25									No
Ecological Fibers, Inc.	#1	24	7/21/2015	No	C	3725		No						0.76									No
Ecological Fibers, Inc.	#1	24	7/23/2015	No	C	5350		No						3.17									Yes
Ecological Fibers, Inc.	#1	24	7/28/2015	Yes	C	2500	1	No	0.015	0.08	0.033	0.075	0.069	2.4		0.025	330.42	36	0.014				Yes
Ecological Fibers, Inc.	#1	24	8/5/2015	No	C	5950		No						2.16									Yes
Ecological Fibers, Inc.	#1	24	8/6/2015	No	C	6280		No						1.57									No
Ecological Fibers, Inc.	#1	24	8/11/2015	No	C	5990		No						5.6									Yes
Ecological Fibers, Inc.	#1	24	8/12/2015	No	C	4370		No						4.53									Yes
Ecological Fibers, Inc.	#1	24	8/21/2015	No	C	3155		No						2.73									Yes
Ecological Fibers, Inc.	#1	24	8/24/2015	No	C	5990		No						1.14									No
Ecological Fibers, Inc.	#1	24	8/25/2015	No	C	4770		No						3.88									Yes
Ecological Fibers, Inc.	#1	24	8/26/2015	No	C	5425		No						2.14									Yes
Ecological Fibers, Inc.	#1	24	9/8/2015	No	C	3225		No						0.39									No
Ecological Fibers, Inc.	#1	24	9/9/2015	No	C	5480		No						1.45									No
Ecological Fibers, Inc.	#1	24	9/10/2015	No	C	7010		No						0.83									No
Ecological Fibers, Inc.	#1	24	9/11/2015	No	C	1660		No						2.3									Yes
Ecological Fibers, Inc.	#1	24	9/22/2015	No	C	3670		No						0.77									No
Ecological Fibers, Inc.	#1	24	9/23/2015	No	C	4095		No						0.88									No
Ecological Fibers, Inc.	#1	24	9/24/2015	No	C	7400		No						0.72									No
Ecological Fibers, Inc.	#1	24	9/25/2015	No	C	1410		No						1.31									No
Ecological Fibers, Inc.	#1	24	4/30/2015	Yes	C	23		No	0.015	0.08	0.045	0.075	0.08	2.5		0.025	186.7	16	0.011				Yes
Ecological Fibers, Inc.	#1	24	2/25/2015	No	C	5000		No						1.07									No
Ecological Fibers, Inc.	#1	24	2/24/2015	No	C	5715		No						0.43									No
Ecological Fibers, Inc.	#1	24	2/23/2015	No	C	3370		No						0.44									No
Ecological Fibers, Inc.	#1	24	2/20/2015	No	C	3350		No						0.56									No
Ecological Fibers, Inc.	#1	24	2/11/2015	No	C	4850		No						2.4									Yes
Ecological Fibers, Inc.	#1	24	2/10/2015	No	C	6390		No						0.27									No
Ecological Fibers, Inc.	#1	24	2/9/2015	No	C	4690		No						0.13									No
Ecological Fibers, Inc.	#1	24	2/5/2015	No	C	5610		No						1.79									Yes
Ecological Fibers, Inc.	#1	24	1/14/2015	Yes	C	3100		No	0.015	0.08	0.125	0.075	0.076	2.41		0.025	292.54	50	0.01				Yes
General Cable Industries, LLC	#1	27	11/18/2015	Yes	C	3100		No	0.015	0.08	0.104	0.075	0.05	0.509		0.025	843.25	34		4	TKN = 31.9 Nitrate+Nitrite = 2.5 ammonia = 0.5 Total Nitrogen = 31.9	No	
General Cable Industries, LLC	#1	27	7/1/2015	No	C	3508		No			0.06	0.05	0.1	0.35			489.7	10		3.7		No	
General Cable Industries, LLC	#1	27	11/5/2015	No	C	3109		No			0.08	0.05	0.04	0.37			502.3	13		12.3		No	
General Cable Industries, LLC	#1	27	3/3/2015	No	C	5865		No			0.17	0.18	0.09	0.37			1050	24		6.4		No	
General Cable Industries, LLC	#1	27	9/2/2015	No	C	1633		No			0.12	0.05	0.04	0.62			247	2		1		No	
General Cable Industries, LLC	#1	27	5/19/2015	No	C	5190		No												9.2		No	
General Cable Industries, LLC	#1	27	1/8/2015	No	C	3703		No			0.07	0.05	0.09	0.42			721	39		9.5		No	
General Cable Industries, LLC	#1	27	5/20/2015	No	C	4904		No												8.6		No	
General Cable Industries, LLC	#1	27	5/5/2015	No	G	3971		No			0.09	0.05	0.04	0.52			187.5	588		361		Yes	
General Cable Industries, LLC	#1	27	5/13/2015	No	C	2987		No												16.7		No	
General Cable Industries, LLC	#1	27	5/15/2015	No	C	3205		No												6.4		No	
General Cable Industries, LLC	#1	27	3/10/2015	Yes	C	4213		No	0.015	0.08	0.068	0.075	0.05	0.618		0.025	1538.05	38		4.917		No	
General Cable Industries, LLC	#2	27	6/17/2015	No	G			No	0.002	0.03	0.047	0.025	0.025	0.649		0.025	560	60		20	pH = 7.3	No	
General Cable Industries, LLC	#2	27	12/8/2015	No	G			No	0.002	0.03	0.046	0.025	0.025	0.479		0.025	1300	47		14	pH = 7.6	No	
General Cable Industries, LLC	#2	27	7/5/2015	No	C	20264		No	0.002	0.03	0.049	0.025	0.025	0.711		0.025	870	58				No	
General Cable Industries, LLC	#3	27	6/17/2015	No	G		6767	No	0.002	0.03	0.025	0.025	0.025	0.465		0.025	31	2		0.6	pH = 6.5	No	

**Bucklin Point  
Significant User  
Compliance Monitoring Results - 2015**

Company	Sample Location	Category	Sample Date	NBC Sample	Type	Flow	Volume	CDF	Cd	Cr	Cu	Pb	Ni	Zn	Cn	Ag	BOD	TSS	TTO	Total O&G	Other Parameters	Violation
General Cable Industries, LLC	#3	27	3/11/2015	No	G		7244	No	0.02	0.05	0.03	0.05	0.04	0.74		0.01	20.5	2		1	pH = 7.1	No
General Cable Industries, LLC	#3	27	9/3/2015	No	G			No	0.02	0.05	0.02	0.05	0.04	0.21		0.01	3.4	1		1	pH = 7.1	No
General Cable Industries, LLC	#3	27	11/6/2015	No	G			No	0.02	0.05	0.03	0.05	0.04	0.55		0.01	2	3		1	pH = 7.12	No
General Cable Industries, LLC	#3	27	12/8/2015	No	G			No	0.002	0.03	0.025	0.025	0.025	0.21		0.025	6.6	2.5		1	pH = 7.3	No
Godfrey & Wing, Inc.	#1	27	12/3/2015	Yes	C	0		No	0.015	0.08	0.02	0.075	0.05	0.06		0.025			0.027		ammonia = 0.1 Total Nitrogen = 0 TKN = 0.5 Nitrate+Nitrite = 2.5	No
Godfrey & Wing, Inc.	#1	27	10/22/2015	No	C	8818		No			0.07			0.02					0.08			No
Godfrey & Wing, Inc.	#1	27	8/27/2015	No	C	12364		No			0.02			0.03								No
Godfrey & Wing, Inc.	#1	27	6/30/2015	No	C	11616		No			0.02			0.005								No
Godfrey & Wing, Inc.	#1	27	4/8/2015	No	C	6859		No			0.03			0.02					0.024			No
Godfrey & Wing, Inc.	#1	27	4/8/2015	Yes	C	6859		No	0.015	0.08	0.02	0.075	0.05	0.06		0.025			0.086			No
Godfrey & Wing, Inc.	#1	27	12/10/2015	No	C	15580		No			0.02			0.01								No
Godfrey & Wing, Inc.	#1	27	2/19/2015	No	C	11960		No			0.06			0.03								No
Godfrey & Wing, Inc.	#2	27	2/19/2015	No	G	480	Yes				1.05			20.3					0.1			No
Godfrey & Wing, Inc.	#3	27	6/30/2015	No	G	435	Yes				0.08			0.15					0.001			No
Godfrey & Wing, Inc.	#4	27	10/22/2015	No	G	238	Yes				0.03			0.04					0.001			No
Hord Crystal Corporation	#1	11	10/6/2015	No	G	300	No	0.03	0.05	0.11	0.19	0.27	0.03	0.04	0.05							No
Hord Crystal Corporation	#1	11	8/3/2015	No	G	300	No				0.22		0.2	0.02								No
Hord Crystal Corporation	#1	11	8/13/2015	Yes	G	0	300	No	0.015	0.08	0.508	0.075	0.05	0.119	0.008	0.025						No
Hord Crystal Corporation	#1	11	12/1/2015	No	G	300	No				0.06			0.12	0.03							No
Hord Crystal Corporation	#1	11	4/2/2015	No	G	300	No	0.02	0.05	0.11	0.05	0.1	0.01	0.12	0.07							No
Hord Crystal Corporation	#1	11	2/2/2015	No	G	300	No				0.14		0.36	0.68								No
Hord Crystal Corporation	#1	11	2/11/2015	Yes	G	0	300	No	0.015	0.08	0.029	0.075	0.05	0.411	0.066	0.025						No
Hord Crystal Corporation	#1	11	6/3/2015	No	G	300	No				0.08		0.13	0.02								No
HP Services, Inc.	#1	11	9/15/2015	Yes	G	0	250	No	0.015	0.08	0.06	0.075	0.05	0.06	0.008	0.025					Total Nitrogen = 1.5 TKN = 1.5 Nitrate+Nitrite = 0.1 ammonia = 0.1	No
HP Services, Inc.	#1	11	10/26/2015	No	G	200	No	0.02	0.25	0.25	0.25	0.25	0.25	0.5	0.01	0.25				2.4		No
HP Services, Inc.	#1	11	4/20/2015	Yes	G	0	200	No	0.015	0.08	0.02	0.075	0.05	0.06	0.004	0.025						No
HP Services, Inc.	#1	11	1/6/2015	No	G	75	No		0.05	0.086			0.05	0.1								No
HP Services, Inc.	#1	11	4/14/2015	No	G	150	No	0.02	0.25	0.25	0.25	0.25	0.25	0.5	0.01	0.25				0.5		No
HP Services, Inc.	#1	11	7/20/2015	No	G	75	No		0.25	0.25			0.25	0.5								No
Interplex Engineered Products, Inc.	#1	11	12/1/2015	Yes	C	59014		No	0.015	0.08	0.02	0.075	0.14	0.06	0.006	0.026					Nitrate+Nitrite = 2.5 ammonia = 0	No
Interplex Engineered Products, Inc.	#1	11	1/8/2015	No	C	45003		No			0.03	0.05	0.17		0.05	0.02						No
Interplex Engineered Products, Inc.	#1	11	12/2/2015	No	C	48190		No			0.04	0.05	0.2		0.03	0.01						No
Interplex Engineered Products, Inc.	#1	11	3/18/2015	Yes	C	110000		No	0.015	0.08	0.02	0.075	0.191	0.06	0.015	0.025						No
Interplex Engineered Products, Inc.	#1	11	3/4/2015	No	C	111759		No			0.02	0.05	0.11		0.05	0.05						No
Interplex Engineered Products, Inc.	#1	11	4/1/2015	No	C	70279		No	0.02	0.05	0.02	0.05	0.11	0.01	0.1	0.01						No
Interplex Engineered Products, Inc.	#1	11	5/6/2015	No	C	66607		No			0.02	0.05	0.08		0.01	0.02						No
Interplex Engineered Products, Inc.	#1	11	6/3/2015	No	C	62522		No			0.02	0.05	0.21		0.01	0.03						No
Interplex Engineered Products, Inc.	#1	11	7/8/2015	No	C	42893		No			0.07				0.03							No
Interplex Engineered Products, Inc.	#1	11	7/8/2015	No	C	42893		No			0.07	0.05	0.18		0.03	0.01						No
Interplex Engineered Products, Inc.	#1	11	8/5/2015	No	C	70721		No			0.02	0.05	0.04		0.03	0.02						No
Interplex Engineered Products, Inc.	#1	11	9/2/2015	No	C	54713		No			0.04	0.05	0.13		0.04	0.01						No
Interplex Engineered Products, Inc.	#1	11	10/7/2015	No	C	91741		No	0.02	0.05	0.04	0.05	0.32	0.03	0.02	0.01						No
Interplex Engineered Products, Inc.	#1	11	11/4/2015	No	C	54084		No			0.04	0.05	0.15		0.04	0.02						No
Interplex Engineered Products, Inc.	#1	11	2/4/2015	No	C	62529		No			0.05	0.02	0.07		0.01	0.01						No
Interplex Engineered Products, Inc.	#2	11	2/4/2015	No	G	72329		No													CN-EPA = 0.01	No
Interplex Engineered Products, Inc.	#2	11	5/6/2015	No	G	66607		No													CN-EPA = 0.01	No
Interplex Engineered Products, Inc.	#2	11	6/3/2015	No	G	62522		No													CN-EPA = 0.01	No
Interplex Engineered Products, Inc.	#2	11	7/8/2015	No	G	42893		No													CN-EPA = 0.01	No
Interplex Engineered Products, Inc.	#2	11	3/4/2015	No	G	111759		No													CN-EPA = 0.02	No

**Bucklin Point  
Significant User  
Compliance Monitoring Results - 2015**

Company	Sample Location	Category	Sample Date	NBC Sample	Type	Flow	Volume	CDF	Cd	Cr	Cu	Pb	Ni	Zn	Cn	Ag	BOD	TSS	TTO	Total O&G	Other Parameters	Violation		
Interplex Engineered Products, Inc.	#2	11	8/5/2015	No	G	70721		No														CN-EPA = 0.02	No	
Interplex Engineered Products, Inc.	#2	11	9/2/2015	No	G	54713		No															CN-EPA = 0.02	No
Interplex Engineered Products, Inc.	#2	11	1/8/2015	No	G	45003		No															CN-EPA = 0.04	No
Interplex Engineered Products, Inc.	#2	11	12/2/2015	No	G	48190		No															CN-EPA = 0.04	No
Interplex Engineered Products, Inc.	#2	11	4/1/2015	No	G	70279		No															CN-EPA = 0.05	No
Interplex Engineered Products, Inc.	#2	11	10/7/2015	No	G	91741		No															CN-EPA = 0.14	No
Interplex Engineered Products, Inc.	#2	11	11/4/2015	No	G	54084		No															CN-EPA = 0.25	No
John H. Collins & Sons Company	#1	27	12/2/2015	Yes	C	1361		No	0.015	0.08	0.043	0.075	0.05	0.404	0.02	0.025			0.044	4		ammonia = 28.3 Total Nitrogen = 33.4 TKN = 33.4 Nitrate+Nitrite = 2.5	No	
John H. Collins & Sons Company	#1	27	1/29/2015	No	C	1616		No	0.005	0.05	0.05	0.05	0.05	0.1	0.01	0.05			0.021	1.3				No
John H. Collins & Sons Company	#1	27	3/12/2015	Yes	C	1234		No	0.015	0.08	0.023	0.075	0.05	0.197	0.012	0.037			0.35	48.14				No
John H. Collins & Sons Company	#1	27	3/26/2015	No	C	2094		No		0.03	0.025			0.051							0.6			No
John H. Collins & Sons Company	#1	27	11/23/2015	No	C	2379		No		0.03	0.025			0.098							1.5			No
John H. Collins & Sons Company	#1	27	7/22/2015	No	C	1601		No	0.002	0.03	0.025	0.025	0.025	0.05	0.01	0.025			0.05	1				No
John H. Collins & Sons Company	#1	27	9/23/2015	No	C	2768		No		0.03	0.025			0.075							2.4			No
John H. Collins & Sons Company	#1	27	5/28/2015	No	C	1586		No		0.26	0.025			0.059							1.3			No
Lincoln Manufacturing, Inc.	#1	22	8/26/2015	Yes	G		1200	No														Nitrate+Nitrite = 2.84 ammonia = 0.1 TKN = 10.5 Total Nitrogen = 13.34	No	
Lincoln Manufacturing, Inc.	#1	22	9/15/2015	Yes	G		800	No													134.4	Total Nitrogen = 51.3 TKN = 39.8 ammonia = 0.737 Nitrate+Nitrite = 11.5	Yes	
Lincoln Manufacturing, Inc.	#1	22	4/17/2015	No	G		1000	No													3.4			No
Lincoln Manufacturing, Inc.	#1	22	12/1/2015	No	G		900	No													1.9			No
Lincoln Manufacturing, Inc.	#1	22	11/13/2015	No	G		1200	No													0.8			No
Lincoln Manufacturing, Inc.	#1	22	10/23/2015	No	G		900	No													2.5			No
Lincoln Manufacturing, Inc.	#1	22	7/9/2015	No	G		1200	No													3.2			No
Lincoln Manufacturing, Inc.	#1	22	5/8/2015	No	G		1000	No													3.3			No
Lincoln Manufacturing, Inc.	#1	22	12/29/2015	No	G		900	No													0.8			No
Lincoln Manufacturing, Inc.	#1	22	4/1/2015	No	G		1000	No													1			No
Lincoln Manufacturing, Inc.	#1	22	3/23/2015	No	G		900	No													3			No
Lincoln Manufacturing, Inc.	#1	22	3/5/2015	Yes	G		900	No													369.1			Yes
Lincoln Manufacturing, Inc.	#1	22	1/12/2015	No	G		1000	No													6.1			No
Lincoln Manufacturing, Inc.	#1	22	1/21/2015	No	G		1200	No													640			Yes
Lincoln Manufacturing, Inc.	#1	22	2/6/2015	No	G		1200	No													61			No
Lincoln Manufacturing, Inc.	#1	22	2/18/2015	No	G		1100	No													1.1			No
Lincoln Manufacturing, Inc.	#1	22	3/5/2015	No	G		900	No													470			Yes
Liquid Blue	#1	23	9/2/2015	Yes	G	0	0	No	0.015	0.08	0.02	0.075	0.05	0.094		0.025	613.04	54				Total Nitrogen = 4.458 TKN = 4.3 Nitrate+Nitrite = 0.158 ammonia = 0.1	No	
Liquid Blue	#1	23	4/6/2015	No	C		7200	No	0.004	0.01	0.03	0.005		0.02			12	2						No
Liquid Blue	#1	23	7/2/2015	No	C		7200	No	0.001	0	0.017	0.002		0.017			64	25						No
Liquid Blue	#1	23	10/5/2015	No	C		7200	No	0.004	0.01	0.02	0.005		0.04			331	52						No
Liquid Blue	#1	23	1/6/2015	No	C		3000	No	0.004	0.01	0.02	0.005		0.02			22	16						No
Liquid Blue	#1	23	3/24/2015	Yes	G	0	1	No	0.015	0.08	0.32	0.075	0.05	0.06		0.025	254.86	14						No
Liquid Blue	#2	23	9/2/2015	Yes	G	0		No	0.015	0.08	0.539	0.075	0.05	0.174		0.025	413.01	42				ammonia = 0.5 Total Nitrogen = 44.4 TKN = 44.4 Nitrate+Nitrite = 6.12	No	
Liquid Blue	#2	23	4/6/2015	No	C		4000	No	0.004	0.01	0.02	0.005		0.02			176	13						No
Liquid Blue	#2	23	1/6/2015	No	C		2000	No	0.004	0.01	0.02	0.005		0.02			55	15						No

**Bucklin Point  
Significant User  
Compliance Monitoring Results - 2015**

Company	Sample Location	Category	Sample Date	NBC Sample	Type	Flow	Volume	CDF	Cd	Cr	Cu	Pb	Ni	Zn	Cn	Ag	BOD	TSS	TTO	Total O&G	Other Parameters	Violation	
Liquid Blue	#2	23	3/24/2015	Yes	G	0	0	No	0.015	0.08	0.114	0.075	0.05	0.06		0.025	216.78	10				No	
Liquid Blue	#2	23	7/2/2015	No	C		4000	No	0.001	0	0.231	0.003		0.041			295	22				No	
Liquid Blue	#2	23	10/5/2015	No	C		2500	No	0.004	0.01	0.02	0.005		0.02			63	34				No	
Materion Technical Materials, Inc.	#1	11	11/3/2015	Yes	C	42609		No	0.015	0.08	0.022	0.075	0.05	0.192	0.004	0.025						ammonia = 1.69 Total Nitrogen = 8.26 TKN = 8.26 Nitrate+Nitrite = 2.5	No
Materion Technical Materials, Inc.	#1	11	9/1/2015	No	C	36303		No			0.037	0.025	0.025	0.066	0.01	0.025						TRC = 1.6	No
Materion Technical Materials, Inc.	#1	11	7/1/2015	No	C	29458		No			0.135	0.029	0.041	0.227	0.01	0.025						TRC = 3.2	No
Materion Technical Materials, Inc.	#1	11	5/4/2015	No	C	44853		No			0.074	0.025	0.145	0.05	0.01	0.025						TRC = 4.2	No
Materion Technical Materials, Inc.	#1	11	8/3/2015	No	C	33555		No			0.102	0.025	0.063	0.224	0.01	0.025						TRC = 5	No
Materion Technical Materials, Inc.	#1	11	11/2/2015	No	C	40666		No			0.038	0.025	0.036	0.096	0.01	0.025						TRC = 6.4	No
Materion Technical Materials, Inc.	#1	11	1/6/2015	No	C	36600		No			0.05	0.05	0.05	0.1	0.01	0.05						TRC = 0.1	No
Materion Technical Materials, Inc.	#1	11	12/1/2015	No	C	35483		No			0.076	0.025	0.39	0.083	0.04	0.025						TRC = 0.1	No
Materion Technical Materials, Inc.	#1	11	10/1/2015	No	C	38635		No	0.002	0.03	0.069	0.025	0.067	0.055	0.01	0.029						TRC = 0.1	No
Materion Technical Materials, Inc.	#1	11	4/7/2015	No	C	34103		No	0.002	0.03	0.071	0.044	0.323	0.733	0.01	0.025						TRC = 0.1	No
Materion Technical Materials, Inc.	#1	11	3/3/2015	No	C	36780		No			0.054	0.025	0.047	0.05	0.01	0.025						TRC = 0.1	No
Materion Technical Materials, Inc.	#1	11	2/4/2015	No	C	28567		No			0.062	0.05	0.05	0.1	0.01	0.05						TRC = 0.1	No
Materion Technical Materials, Inc.	#1	11	6/1/2015	No	C	50972		No			0.044	0.025	0.035	0.282	0.01	0.025						TRC = 0.73	No
Materion Technical Materials, Inc.	#1	11	1/21/2015	Yes	C	40230		No	0.015	0.08	0.024	0.075	0.05	0.06	0.013	0.025							No
Materion Technical Materials, Inc.	#2	11	4/7/2015	No	C	34103		No														CN-EPA = 1.23	Yes
Materion Technical Materials, Inc.	#2	11	9/1/2015	No	C	36303		No														CN-EPA = 0.01	No
Materion Technical Materials, Inc.	#2	11	7/1/2015	No	C	29458		No														CN-EPA = 0.01	No
Materion Technical Materials, Inc.	#2	11	11/2/2015	No	C	40666		No														CN-EPA = 0.01	No
Materion Technical Materials, Inc.	#2	11	6/11/2015	No	C	50000		No														CN-EPA = 0.01	No
Materion Technical Materials, Inc.	#2	11	6/18/2015	No	C	50000		No														CN-EPA = 0.01	No
Materion Technical Materials, Inc.	#2	11	5/4/2015	No	C	44853		No														CN-EPA = 0.01	No
Materion Technical Materials, Inc.	#2	11	12/1/2015	No	C	35483		No														CN-EPA = 0.06	No
Materion Technical Materials, Inc.	#2	11	10/1/2015	No	C	38635		No														CN-EPA = 0.07	No
Materion Technical Materials, Inc.	#2	11	5/28/2015	No	C	50000		No														CN-EPA = 0.11	No
Materion Technical Materials, Inc.	#2	11	6/1/2015	No	C	50972		No														CN-EPA = 0.13	No
Materion Technical Materials, Inc.	#2	11	3/3/2015	No	C	36780		No														CN-EPA = 0.38	No
Materion Technical Materials, Inc.	#2	11	8/3/2015	No	C	33555		No														CN-EPA = 0.47	No
Materion Technical Materials, Inc.	#2	11	1/6/2015	No	C	36600		No														CN-EPA = 0.51	No
Materion Technical Materials, Inc.	#2	11	2/4/2015	No	C	28567		No														CN-EPA = 0.82	No
Microfibres, Inc.	#1	23	11/18/2015	Yes	C	63400	0	No	0.015	0.08	0.026	0.075	0.05	0.06		0.025	401.42	188		27.17		Nitrate+Nitrite = 2.5 ammonia = 3.21 Total Nitrogen = 35 TKN = 35	No
Microfibres, Inc.	#1	23	8/5/2015	No	C	40200		No									674	140					No
Microfibres, Inc.	#1	23	7/14/2015	No	C	23500		No		0.25	0.054		0.05	0.082			267	132		18			No
Microfibres, Inc.	#1	23	10/27/2015	No	C	43800		No		0.37	0.061		0.05	0.071			292	250		9			No
Microfibres, Inc.	#1	23	7/17/2015	No	C	49400		No									266	47					No
Microfibres, Inc.	#1	23	11/17/2015	No	C	53400		No									387	553					No
Microfibres, Inc.	#1	23	5/27/2015	No	C	21400		No									159	940					No
Microfibres, Inc.	#1	23	4/21/2015	No	C	50800		No		0.13	0.842		0.05	0.065			597	220		5			No
Microfibres, Inc.	#1	23	1/14/2015	No	C	48500		No		0.36	0.039		0.05	0.05			465	220		13			No
Microfibres, Inc.	#1	23	9/15/2015	No	C	51100		No									225	124					No
Microfibres, Inc.	#1	23	2/4/2015	No	C	38200		No									506	290					No
Microfibres, Inc.	#1	23	3/18/2015	Yes	C	28900		No	0.015	0.08	0.022	0.075	0.05	0.06		0.025	636	84		23.39			No
Microfibres, Inc.	#1	23	3/17/2015	No	C	57900		No									104	60					No
Murdock Webbing Co., Inc.	#1	23	10/21/2015	Yes	C	4637	0	No	0.015	0.08	0.029	0.075	0.05	0.06		0.025	623.5	634		51.7		Total Nitrogen = 85.6 TKN = 85.6 Nitrate+Nitrite = 2.5 ammonia = 1.79	No
Murdock Webbing Co., Inc.	#1	23	4/30/2015	No	C	10199		No		0.05	0.18			0.16			1227	535		42.6			No







**Bucklin Point  
Significant User  
Compliance Monitoring Results - 2015**

Company	Sample Location	Category	Sample Date	NBC Sample	Type	Flow	Volume	CDF	Cd	Cr	Cu	Pb	Ni	Zn	Cn	Ag	BOD	TSS	TTO	Total O&G	Other Parameters	Violation	
Tanury Industries	#2	11	10/29/2015	No	G	44282	250	Yes			18.1		3.39	2.75									No
Tanury Industries	#2	11	11/19/2015	No	G	47743	300	Yes			10.4		4.98	2.79									No
Tanury Industries	#2	11	1/29/2015	No	G	42325	200	Yes			12		2.53	1.67									No
Tanury Industries	#2	11	2/26/2015	No	G	57781	300	Yes			7.99		5.04	0.54									No
Tanury Industries	#2	11	3/26/2015	No	G	53759	300	Yes			9.34		5.13	4.05									No
Tanury Industries	#2	11	4/30/2015	No	G	41434	300	Yes			10.8		4.51	2.47									No
Tanury Industries	#2	11	5/28/2015	No	G	49864	300	Yes			1.69		1.65	0.3									No
Tanury Industries	#3	11	4/30/2015	No	G	41434	75	Yes			9.14		0.298	0.03									No
Tanury Industries	#3	11	5/28/2015	No	G	49864	75	Yes			4.06		0.117	0.03									No
Tanury Industries	#3	11	11/19/2015	No	G	47743	50	Yes			7.62		0.407	0.04									No
Tanury Industries	#3	11	10/29/2015	No	G	44282	50	Yes			5.5		0.93	0.02									No
Tanury Industries	#3	11	12/29/2015	No	G	41421	50	Yes			8.56		0.213	0.5									No
Tanury Industries	#3	11	9/29/2015	No	G	48534	50	Yes			3.13		0.798	0.05									No
Tanury Industries	#3	11	6/25/2015	No	G	51304		Yes			12.4		7.94	0.168									No
Tanury Industries	#3	11	1/29/2015	No	G	42325	75	Yes			1.32		0.397	0.02									No
Tanury Industries	#3	11	7/30/2015	No	G	52273	100	Yes			18.3		0.857	0.02									No
Tanury Industries	#3	11	2/26/2015	No	G	57781	75	Yes			14.4		1.79	0.03									No
Tanury Industries	#3	11	3/26/2015	No	G	53759	75	Yes			12.8		0.806	0.02									No
Tanury Industries	#3	11	8/27/2015	No	G	54980		Yes			7.01		0.288	0.03									No
Tanury Industries	#4	11	7/30/2015	No	G	2370		No												0.073			No
Tanury Industries	#4	11	1/29/2015	No	G	990		No												0.088			No
Tanury Industries	#4	11	5/28/2015	No	G	880		No												0.025			No
Tanury Industries	#4	11	9/29/2015	No	G	200		No												0.016			No
Tanury Industries	#4	11	2/26/2015	No	G	1910		No												0.002			No
Tanury Industries	#4	11	8/27/2015	No	G	1150		No												0.009			No
Tanury Industries	#4	11	11/19/2015	No	G	920		No												0.05			No
Tanury Industries	#4	11	10/29/2015	No	G	1080		No												0.044			No
Tanury Industries	#4	11	4/30/2015	No	G	970		No												0.038			No
Tanury Industries	#4	11	6/25/2015	No	G	3620		No												0.039			No
Tanury Industries	#4	11	12/29/2015	No	G	1000		No												0.002			No
Tanury Industries	#5	11	5/28/2015	No	G	49864		No														CN-EPA = 0.01	No
Tanury Industries	#5	11	4/30/2015	No	G	41431		No														CN-EPA = 0.01	No
Tanury Industries	#5	11	9/29/2015	No	G	48534		No														CN-EPA = 0.01	No
Tanury Industries	#5	11	6/25/2015	No	G	51304		No														CN-EPA = 0.01	No
Tanury Industries	#5	11	3/26/2015	No	C	53759		No														CN-EPA = 0.02	No
Tanury Industries	#5	11	1/29/2015	No	G	42325		No														CN-EPA = 0.02	No
Tanury Industries	#5	11	11/19/2015	No	G	47743		No														CN-EPA = 0.02	No
Tanury Industries	#5	11	10/29/2015	No	G	44282		No														CN-EPA = 0.02	No
Tanury Industries	#5	11	7/30/2015	No	G	52273		No														CN-EPA = 0.02	No
Tanury Industries	#5	11	2/26/2015	No	G	57781		No														CN-EPA = 0.03	No
Tanury Industries	#5	11	12/29/2015	No	G	41421		No														CN-EPA = 0.03	No
Tanury Industries	#5	11	8/27/2015	No	G	54980		No														CN-EPA = 0.12	No
Tanury Industries PVD, Inc.	#1	11	12/15/2015	Yes	G	0	1	No	0	0	0	0	0	0	0	0						ammonia = 0 Nitrate+Nitrite = 2.86 TKN = 0 Total Nitrogen = 0	No
Tanury Industries PVD, Inc.	#1	11	7/21/2015	Yes	G	0		No	0.015	0.86		0.075	1.57	1.37	0.04	0.083							No
Tanury Industries PVD, Inc.	#1	11	1/21/2015	Yes	G	0		No	0.015	1.6		0.176		1.16	0.053								No
Tedor Pharma Inc.	#1	14	7/9/2015	No	G		1991	No	0.002		0.165			0.244			118.75	5.8	2.037	1		Ethyl Acetate = 0.05 Acetone = 1.45 N-Amyl Acetate = 0.025 Methylene Chloride = 0.05 Isopropyl Acetate = 0.05	No

***ATTACHMENT VOLUME II***

***SECTION 6***

***COMPLIANCE MONITORING  
RESULTS FOR NON-SIGNIFICANT  
USERS***

# ***COMPLIANCE MONITORING LEGEND***

## **Parameter Legend**

Cd = Cadmium

Cr = Chromium

Cu = Copper

Pb = Lead

Ni = Nickel

Ag = Silver

Zn = Zinc

CN = Cyanide

Hg = Mercury

Mo = Molybdenum

As = Arsenic

Sn = Tin

VOC = Volatile Organic Compounds

Se = Selenium

O & G = Oil and Grease

BOD = Biochemical Oxygen Demand

TSS = Total Suspended Solids

TTO = Total Toxic Organics

TRC = Total Residual Chlorine

TKN = Total Kjeldahl Nitrogen

## **Sample Legend**

C = Composite Sample

G = Grab Sample

CDF = Concentrated Discharge Formula

Category # Refers to Users Category Number Specified in Chapter III

***COMPLIANCE MONITORING  
RESULTS FOR NON-SIGNIFICANT  
USERS***

***FIELD'S POINT***

**Field's Point  
Non-Significant User  
Compliance Monitoring Results - 2015**

Company	Sample Location	Category	Sample Date	NBC Sample	Type	Flow	Volume	CDF	Cd	Cr	Cu	Pb	Ni	Zn	Cn	Ag	BOD	TSS	TTO	Total O&G	Other Parameters	Violation		
1302 Marketplace	#1	82	9/13/2015	No	G			No													31		No	
1302 Marketplace	#1	82	3/8/2015	No	G			No														30		No
221 Academy Ave. Meat, Inc.	#1	81	7/2/2015	No	G			No														2.6		No
221 Academy Ave. Meat, Inc.	#1	81	3/9/2015	No	G			No														3.5		No
A Duie Pyle, Inc.	#1	37	4/3/2015	No	G		500	No														18		No
A Duie Pyle, Inc.	#1	37	10/1/2015	No	G		500	No														26		No
AAA Northeast Warehouse/Fleet Operations	#1	37	10/1/2015	No	G		500	No														5		No
AAA Northeast Warehouse/Fleet Operations	#1	37	4/1/2015	No	G		500	No														19		No
Al-Jac Produce	#1	81	12/23/2015	Yes	C	598		No									7579.56	3164				TKN = 207 Nitrate+Nitrite = 2.5 ammonia = 21.8 Total Nitrogen = 207	No	
Al-Jac Produce	#1	81	7/7/2015	No	G			No									444	6730						No
Al-Jac Produce	#1	81	9/10/2015	No	G	524		No									495	1430						No
Al-Jac Produce	#1	81	3/11/2015	No	G			No									475	612						No
Al-Jac Produce	#1	81	11/10/2015	No	G			No									1360	3180						No
Alpine Auto Body, Inc.	#1	97	8/5/2015	No	G			No			0.02	0.06	0.04	0.08								1.5		No
Alpine Auto Body, Inc.	#1	97	3/6/2015	No	G			No			0.02	0.05	0.04	0.23								1		No
Angell Street Dental Associate	#1	94	12/8/2015	No	G			No															pH = 0	No
Angelo Inc.	#1	81	7/28/2015	No	G			No														37.2		No
Angelo Inc.	#1	81	2/16/2015	No	G			No														177		Yes
Antonelli Poultry	#1	81	1/8/2015	No	C			No									3	4.7				0.5		No
Antonelli Poultry	#1	81	9/3/2015	No	G			No														1.3		No
Armando and Sons # 2 Inc.	#1	82	12/4/2015	No	G			No														22		No
Armando and Sons # 2 Inc.	#1	82	7/15/2015	No	G			No														66		No
Armando and Sons # 2 Inc.	#1	82	1/16/2015	No	G			No														70		No
AS220	#1	99	10/29/2015	No	G			No								0.02								No
AS220	#1	99	4/17/2015	No	G			No								0.01								No
AS220 - Print Shop	#1	24	6/18/2015	No	G	10		No			0.02													No
AS220 - Print Shop	#1	24	6/3/2015	No	G	10		No			0.02													No
AS220 - Print Shop	#1	24	6/9/2015	No	G	10		No			0.02													No
AS220 - Print Shop	#1	24	6/24/2015	No	G	10		No			0.02													No
AS220 - Print Shop	#1	24	4/29/2015	No	G		5	No		0.05	1.98			0.12										Yes
AS220 - Print Shop	#1	24	10/29/2015	No	G	5		No		0.05	0.04			0.02										No
AS220 - Print Shop	#2	24	10/29/2015	No	G	5		No		0.05	0.04			0.03										No
AS220 - Print Shop	#2	24	4/29/2015	No	G			No		0.05	0.02			0.03										No
AS220 - Print Shop	#3	24	10/15/2015	No	G	10		No	0.02	0.05	0.26	0.05	0.04	0.73		0.01								No
Asian Star Market, Inc.	#1	81	2/5/2015	No	G			No														1		No
Asian Star Market, Inc.	#1	81	7/20/2015	No	G			No														12.2		No
Atamian Manufacturing Corp.	#1	21	7/23/2015	No	G			No	0.004	0.195	0.48	0.005	0.087	0.13	0.01	0.081								No
Atamian Manufacturing Corp.	#1	21	1/14/2015	No	G			No	0.004	0.017	0.12	0.01	0.008	0.05	0.08	0.079								No
Atwood Car Wash	#1	97	10/15/2015	No	G			No														6		No
Atwood Car Wash	#1	97	4/17/2015	No	G			No														16.1		No
Avalon Bay - Center Place	#1	89	4/24/2015	No	G			No														5		No
Avalon Bay - Center Place	#1	89	10/6/2015	No	G			No														6		No
Avalon Bay - Center Place	#2	89	10/6/2015	No	G			No	0.01	0.02	0.02	0.02	0.05	0.05	0.01								pH = 8.63	No
Avalon Bay - Center Place	#2	89	8/19/2015	No	G			No	0.01	0.02	0.063	0.02	0.05	0.513	0.06								pH = 8.68	No
B. Deltoro & Sons, Inc.	#1	81	4/28/2015	No	C	16381		No									2650	7900						No
B. Deltoro & Sons, Inc.	#1	81	10/27/2015	No	C	15900		No									792	1610						No
B. Deltoro & Sons, Inc.	#1	81	7/7/2015	No	C	20750		No									1270	1790						No
B. Deltoro & Sons, Inc.	#1	81	1/15/2015	No	C			No									1180	4200						No
B. R. Kingston LLC	#1	97	11/12/2015	No	G			No														8.1		No
Baffoni's Poultry Farm	#1	81	1/13/2015	No	G			No														3		No
Baffoni's Poultry Farm	#1	81	7/24/2015	No	G			No														8		No
Bagel Express	#1	81	3/24/2015	No	G			No														1		No
Bagel Express	#1	81	9/9/2015	No	G			No														1		No







**Field's Point  
Non-Significant User  
Compliance Monitoring Results - 2015**

Company	Sample Location	Category	Sample Date	NBC Sample	Type	Flow	Volume	CDF	Cd	Cr	Cu	Pb	Ni	Zn	Cn	Ag	BOD	TSS	TTO	Total O&G	Other Parameters	Violation		
Department of Administration	#1	83	1/14/2015	No	G			No													1.1		No	
Department of Administration	#1	83	7/14/2015	No	G			No														2		No
Designs International Inc.	#1	21	1/29/2015	No	G			No	0.02		0.02	0.05	0.04	0.005		0.01								No
Detroit Collision Center	#1	97	1/30/2015	No	G			No														3		No
Detroit Collision Center	#1	97	7/16/2015	No	G			No														13		No
DiCecco Inc.	#1	85	4/11/2015	No	G			No														3.5		No
DiCecco Inc.	#1	85	10/23/2015	No	G			No														95.3		No
East Coast Screen Printing	#1	99	11/16/2015	No	G			No			0.012			0.143								76.25	VOC = 0.024	No
East Coast Screen Printing	#1	99	5/28/2015	No	G			No			0.02			0.208								47.75	VOC = 0.033	No
East Side Endodontics	#1	94	2/13/2015	No	G			No															pH = 0	No
Eastern Screw Company	#1	26	4/8/2015	No	G		480	No	0.004	0.171	0.02		0.391	0.03								3		No
Eastern Screw Company	#1	26	12/7/2015	No	G		600	No	0.004	0.008	0.02		0.085	0.07								83		No
Eastern Screw Company	#1	26	1/8/2015	No	G		250	No	0.004	0.017	0.03		0.117	0.04								54		No
Eastern Screw Company	#1	26	7/31/2015	No	G		750	No	0.004	0.037	0.03		0.309	0.11								78		No
Eastern Screw Company	#1	26	12/23/2015	No	G		700	No	0.004	0.02	0.02		0.277	0.11								229		Yes
Eastside Providence, LLC	#1	82	10/19/2015	No	G			No														4.7		No
Eastside Providence, LLC	#1	82	4/16/2015	No	G			No														110		No
Eastside Providence, LLC	#2	82	10/19/2015	No	G			No														7.8		No
Eastside Providence, LLC	#2	82	4/16/2015	No	G			No														110		No
Eastside Providence, LLC	#3	82	10/19/2015	No	G			No														10		No
Eastside Providence, LLC	#3	82	4/16/2015	No	G			No														44		No
Eastside Providence, LLC	#4	82	10/19/2015	No	G			No														14		No
Eastside Providence, LLC	#4	82	4/16/2015	No	G			No														27		No
Edesia Global Nutrition Solutions	#1	35	10/7/2015	No	G		25	No														75		No
Edesia Global Nutrition Solutions	#1	35	4/17/2015	No	G		25	No														57		No
El Quiche Bakery Store, Inc.	#1	81	5/7/2015	No	G			No														1		No
El Quiche Bakery Store, Inc.	#1	81	10/19/2015	No	G			No														1		No
El Rey De Las Pupusas	#1	85	7/27/2015	No	G			No														1.8		No
El Rey De Las Pupusas	#1	85	1/26/2015	No	G			No														34.8		No
Enterprise Rent-A-Car of R.I. (NP)	#1	37	10/30/2015	No	G		25	No														10.9		No
Enterprise Rent-A-Car of R.I. (NP)	#1	37	4/30/2015	No	G		50	No														35.9		No
F. Saia Restaurants, Inc. LLC	#1	85	7/31/2015	No	G			No														47.7		No
F. Saia Restaurants, Inc. LLC	#1	85	2/10/2015	No	G			No														8.9		No
FedEx Ground Package System, Inc.	#1	37	4/30/2015	No	G			No														35		No
FedEx Ground Package System, Inc.	#1	37	10/8/2015	No	G			No														3.3		No
FedEx Ground Package System, Inc.	#2	37	4/30/2015	No	G			No														19		No
FedEx Ground Package System, Inc.	#2	37	10/8/2015	No	G			No														2.9		No
Fed-Rick Veal Company	#1	81	3/25/2015	No	G			No														5		No
Fed-Rick Veal Company	#1	81	6/10/2015	No	G			No														5		No
Fed-Rick Veal Company	#1	81	9/16/2015	No	G			No														5		No
Finest Car Wash	#1	97	8/12/2015	No	G			No														10.7		No
Finest Car Wash	#1	97	2/27/2015	No	G			No														7.3		No
First Casting, Inc.	#1	59	10/13/2015	No	C	100		No											9.7				pH = 6.2	No
First Casting, Inc.	#1	59	4/7/2015	No	G		100	No											13				pH = 6.4	No
Freeway Car Wash	#1	97	1/30/2015	No	G			No														3.5		No
Freeway Car Wash	#1	97	7/21/2015	No	G			No														1.3		No
Freeway Car Wash	#2	97	1/30/2015	No	G			No														5.7		No
Freeway Car Wash	#2	97	1/30/2015	No	G			No														3.5		No
Freeway Car Wash	#2	97	7/21/2015	No	G			No														6.6		No
Gilbane Building Company	#1	53	9/28/2015	No	G			No	0.002	0.025	0.049	0.025	0.025	0.379	0.36	0.025							Hg = 0.001	No
H&S Management, LLC	#1	85	5/1/2015	No	G			No														9.1		No
H&S Management, LLC	#1	85	10/30/2015	No	G			No														12.6		No
Hasbro	#2	86	3/16/2015	No	G			No														0.8		No
Hasbro	#2	86	7/23/2015	No	G			No														1		No
Hillview Auto Body	#1	97	4/10/2015	Yes	G			No					0.05			0.025							As = 0.005 ammonia = 0.602	No

**Field's Point  
Non-Significant User  
Compliance Monitoring Results - 2015**

Company	Sample Location	Category	Sample Date	NBC Sample	Type	Flow	Volume	CDF	Cd	Cr	Cu	Pb	Ni	Zn	Cn	Ag	BOD	TSS	TTO	Total O&G	Other Parameters	Violation
Hillview Auto Body	#1	97	10/7/2015	Yes	G			No					0.05			0.025					TKN = 2.57 Total Nitrogen = 2.784 ammonia = 0.1 As = 0.005 Nitrate+Nitrite = 0.214	No
Hillview Auto Body	#1	97	10/7/2015	No	G			No	0.02	0.05	0.02	0.05		0.18					0.005	5.7		No
Hillview Auto Body	#1	97	4/10/2015	No	G			No	0.02	0.05	0.05	0.05		0.5					0.005	6.7		No
Hillview Auto Body	#1	97	1/19/2015	No	G			No	0.02	0.05	0.53	0.22		1.26					0.005	12.7		No
Hillview Auto Body	#1	97	7/23/2015	No	G			No	0.02	0.05	0.11	0.05		1.44					0.005	8.9		No
Hobbs Brook Management LLC	#2	86	12/15/2015	No	G			No	0.002		0.025	0.025	0.025	0.05		0.025					Hg = 0.001	No
Hurd Auto Mall LLC	#1	97	1/26/2015	No	G			No												45.2		No
Hurd Auto Mall LLC	#1	97	7/13/2015	No	G			No												49.4		No
Imperial Tile & Marble Works Inc.	#1	99	9/10/2015	No	G		200	No										92				No
Imperial Tile & Marble Works Inc.	#1	99	3/11/2015	No	G		250	No										156				No
Imperial Tile & Marble Works Inc.	#1	99	12/9/2015	No	G		250	No										65				No
Imperial Tile & Marble Works Inc.	#1	99	6/10/2015	No	G		200	No										15				No
Istanbul Gourmet Market, LLC	#1	82	4/15/2015	No	G			No												6		No
Istanbul Gourmet Market, LLC	#1	82	10/13/2015	No	G			No												2.5		No
Item Holdings, LLC	#1	49	11/5/2015	No	G			No	0.01	0.02	0.801	0.137	0.05	0.876		0.01						No
Item Holdings, LLC	#2	49	12/10/2015	No	G			No												5		No
Item Holdings, LLC	#3	49	11/5/2015	No	G			No						0.876					0.052			No
Izzi Orthodontics	#1	94	10/28/2015	No	G			No									0.02					No
Izzi Orthodontics	#1	94	5/4/2015	No	G			No									0.16					No
J & W-Snowden Hall	#2	86	10/20/2015	No	G			No	0.01	0.02	0.226	0.02	0.05	0.514	0.02	0.01						No
Jeanette's Bakery	#1	81	4/20/2015	No	G			No												3.5		No
Jeanette's Bakery	#1	81	10/19/2015	No	G			No												25		No
JLC Foods, Inc.	#1	85	4/20/2015	No	G			No												18		No
JLC Foods, Inc.	#1	85	10/8/2015	No	G			No												32		No
Jozon Enterprises, Inc.	#1	85	10/2/2015	No	G			No												15		No
Jozon Enterprises, Inc.	#1	85	4/10/2015	No	G			No												30		No
JTMJ, LLC	#1	81	12/30/2015	No	G			No												174		Yes
JTMJ, LLC	#1	81	10/30/2015	No	G			No												542		Yes
Kelly's Car Wash, Inc.	#1	97	4/30/2015	No	G			No												42		No
Kelly's Car Wash, Inc.	#1	97	8/31/2015	No	G			No												49		No
Ken Rocha Collision, LLC	#1	97	10/8/2015	No	G			No				0.042		1.25						13		No
Lawrence Page, DMD, Inc.	#1	94	5/11/2015	No	G			No													pH = 0	No
M. G. Motors Inc.	#1	97	6/25/2015	No	G			No												11		No
M. G. Motors Inc.	#1	97	1/31/2015	No	G			No												3.5		No
Magic Gas & Carwash, Inc.	#1	97	1/28/2015	No	G			No												67		No
Magic Gas & Carwash, Inc.	#1	97	7/21/2015	No	G			No												5		No
Mahr Federal Inc	#1	52	10/8/2015	No	G		25	No												17		No
Mahr Federal Inc	#1	52	4/7/2015	No	G		25	No												62.9		No
Markos Automotive	#1	97	9/21/2015	No	G			No												1.2		No
Markos Automotive	#1	97	3/19/2015	No	G			No												1.4		No
Martinelli Brothers LLC	#1	81	6/24/2015	No	G			No												25		No
Martinelli Brothers LLC	#1	81	11/6/2015	No	G			No												4.2		No
Maya Bakery	#1	81	6/23/2015	No	G			No												7.4		No
Maya Bakery	#1	81	11/30/2015	No	G			No												44		No
Maya Bakery	#1	81	1/13/2015	No	G			No												116		No
MCM Technologies	#1	24	1/26/2015	No	G			No		0.05	0.02			0.03								No
Mekong Market	#1	81	7/9/2015	No	G			No												15.3		No
Mekong Market	#1	81	1/8/2015	No	G			No												2		No
Meller Optics, Inc.	#1	27	4/8/2015	No	G		500	No			0.02			0.74				162		7.1		No
Meller Optics, Inc.	#1	27	1/7/2015	No	G		500	No			0.04			0.97				202		8.7		No
Meller Optics, Inc.	#1	27	7/15/2015	No	G		500	No			0.02			0.3				78		4		No
Meller Optics, Inc.	#1	27	10/14/2015	No	G		500	No			0.02			0.42				73		1		No

**Field's Point  
Non-Significant User  
Compliance Monitoring Results - 2015**

Company	Sample Location	Category	Sample Date	NBC Sample	Type	Flow	Volume	CDF	Cd	Cr	Cu	Pb	Ni	Zn	Cn	Ag	BOD	TSS	TTO	Total O&G	Other Parameters	Violation			
Mineral Spring Holdings, LLC	#1	97	9/21/2015	No	G			No													92.2		No		
Mineral Spring Holdings, LLC	#1	97	9/24/2015	No	G			No														30.3		No	
Mineral Spring Holdings, LLC	#1	97	9/23/2015	No	G			No														83.6		No	
Mineral Spring Holdings, LLC	#1	97	9/22/2015	No	G			No														76.7		No	
Mineral Spring Holdings, LLC	#1	97	5/28/2015	No	G			No														376		Yes	
Miriam Hospital	#1	90	10/19/2015	No	G			No	0.02	0.05	0.04	0.05	0.04	0.07		0.01							pH = 10.85	No	
Miriam Hospital	#1	90	4/3/2015	No	G			No	0.02	0.05	0.02	0.05	0.04	0.01		0.01								pH = 8.98	No
Miriam Hospital	#2	90	4/3/2015	No	G			No	0.02	0.05	0.02	0.05	0.04	0.005		0.01								pH = 9.14	No
Miriam Hospital	#2	90	10/19/2015	No	G			No	0.02	0.05	0.62	0.05	0.04	0.56		0.01								pH = 9.68	No
Moody Machine Products, Inc.	#1	21	10/29/2015	No	C	70		No			0.025	0.025		0.05							0.5				No
Moody Machine Products, Inc.	#1	21	4/30/2015	No	C	70		No			0.025	0.025		0.05							0.7				No
Moran Foods, LLC	#1	82	12/17/2015	No	G			No														33			No
Moses Brown School	#1	86	10/22/2015	No	G			No									0.043								No
Moses Brown School	#1	86	4/15/2015	No	G			No									0.005								No
Moses Brown School	#2	86	10/22/2015	No	G			No									0.029								No
Moses Brown School	#2	86	4/15/2015	No	G			No									0.005								No
Moses Brown School	#3	86	10/22/2015	No	G			No														182			Yes
Moses Brown School	#3	86	6/4/2015	No	G	19		No														5			No
Moses Brown School	#3	86	5/27/2015	No	G			No														5			No
Moses Brown School	#3	86	5/21/2015	No	G			No														5			No
Moses Brown School	#3	86	5/12/2015	No	G	15		No														5			No
Moses Brown School	#3	86	4/17/2015	No	G			No														641			Yes
Moses Brown School	#3	86	12/10/2015	No	G			No														5			No
Moses Brown School	#3	86	12/2/2015	No	G			No														5			No
Moses Brown School	#3	86	11/12/2015	No	G			No														7			No
Moses Brown School	#3	86	11/20/2015	No	G			No														5			No
Motiva Enterprises, LLC	#1	37	4/7/2015	No	G			No														1			No
Motiva Enterprises, LLC	#1	37	10/13/2015	No	G			No														1			No
My Car, Incorporated	#1	97	2/13/2015	No	G			No														19.7			No
My Car, Incorporated	#1	97	8/27/2015	No	G			No														32.1			No
Narr. Electric (Allens Ave.)	#1	44	9/2/2015	No	G		500	No	0.01	0.02	0.441	0.02	0.05	0.114		0.01									No
Narragansett Electric - Melrose Chiller	#1	51	9/2/2015	No	G		500	No		0.02	0.344	0.022	0.05	0.06											No
Narragansett Electric - Melrose Chiller	#2	51	9/2/2015	No	G		250	No		0.02	0.182	0.02	0.05	0.12											No
Narragansett Improvement Co.	#1	35	4/20/2015	No	C			No														4.9			No
Narragansett Improvement Co.	#1	35	10/19/2015	No	G			No														1.825			No
New England Petroleum Terminal, LLC.	#1	59	1/30/2015	No	G	88718		No										19				5		pH = 5.53	No
New England Petroleum Terminal, LLC.	#1	59	4/6/2015	No	G	31101		No										5				5		pH = 5.63	No
New England Petroleum Terminal, LLC.	#1	59	4/6/2015	No	G	8276		No										30				5		pH = 5.64	No
New England Petroleum Terminal, LLC.	#1	59	3/11/2015	No	G	35978		No										5				5		pH = 5.71	No
New England Petroleum Terminal, LLC.	#1	59	7/10/2015	No	G	178523		No										5				5		pH = 5.73	No
New England Petroleum Terminal, LLC.	#1	59	3/4/2015	No	G	125243		No										6				5		pH = 5.74	No
New England Petroleum Terminal, LLC.	#1	59	6/15/2015	No	G			No										30				5		pH = 5.77	No
New England Petroleum Terminal, LLC.	#1	59	4/21/2015	No	G	26554		No										5				5		pH = 5.86	No
New England Petroleum Terminal, LLC.	#1	59	8/4/2015	No	G	241472		No										5				5		pH = 5.9	No
New England Petroleum Terminal, LLC.	#1	59	1/12/2015	No	G	88718		No										6				5		pH = 5.93	No
New England Petroleum Terminal, LLC.	#1	59	12/15/2015	No	G	99699		No										10				5		pH = 5.94	No
New England Petroleum Terminal, LLC.	#1	59	10/13/2015	No	G	16010		No										5				5		pH = 6.03	No
New England Petroleum Terminal, LLC.	#1	59	7/1/2015	No	G	178523		No										5				5		pH = 6.07	No
New England Petroleum Terminal, LLC.	#1	59	6/1/2015	No	G			No										5				5		pH = 6.08	No
New England Petroleum Terminal, LLC.	#1	59	8/11/2015	No	G	241472		No										5				5		pH = 6.11	No
New England Petroleum Terminal, LLC.	#1	59	10/29/2015	No	G	210168		No										7				5		pH = 6.12	No
New England Petroleum Terminal, LLC.	#1	59	11/23/2015	No	G	68621		No										5				5		pH = 6.23	No
New England Petroleum Terminal, LLC.	#1	59	11/20/2015	No	G	47313		No										5				5		pH = 6.33	No
New England Petroleum Terminal, LLC.	#1	59	9/30/2015	No	G	296338		No										6				5		pH = 6.46	No
New England Petroleum Terminal, LLC.	#2	59	7/10/2015	No	G	95670		No										5				5		pH = 5.59	No
New England Petroleum Terminal, LLC.	#2	59	6/15/2015	No	G			No										5				5		pH = 5.64	No

**Field's Point  
Non-Significant User  
Compliance Monitoring Results - 2015**

Company	Sample Location	Category	Sample Date	NBC Sample	Type	Flow	Volume	CDF	Cd	Cr	Cu	Pb	Ni	Zn	Cn	Ag	BOD	TSS	TTO	Total O&G	Other Parameters	Violation	
New England Petroleum Terminal, LLC.	#2	59	3/11/2015	No	G	81473		No										5		5	pH = 5.67	No	
New England Petroleum Terminal, LLC.	#2	59	1/12/2015	No	G	69561		No										5		5	pH = 5.71	No	
New England Petroleum Terminal, LLC.	#2	59	1/30/2015	No	G	69561		No										5		5	pH = 5.71	No	
New England Petroleum Terminal, LLC.	#2	59	4/21/2015	No	G	77397		No										5		5	pH = 5.75	No	
New England Petroleum Terminal, LLC.	#2	59	10/29/2015	No	G	13571		No										5		5	pH = 5.76	No	
New England Petroleum Terminal, LLC.	#2	59	3/4/2015	No	G	34078		No										87		5	pH = 5.78	No	
New England Petroleum Terminal, LLC.	#2	59	8/11/2015	No	G	34945		No										6		5	pH = 5.83	No	
New England Petroleum Terminal, LLC.	#2	59	8/4/2015	No	G	34945		No										10		5	pH = 5.86	No	
New England Petroleum Terminal, LLC.	#2	59	6/1/2015	No	G			No										14		5	pH = 5.92	No	
New England Petroleum Terminal, LLC.	#2	59	12/15/2015	No	G	13747		No										5		5	pH = 5.96	No	
New England Petroleum Terminal, LLC.	#2	59	12/17/2015	No	G	1251		No										5		5	pH = 6.12	No	
New England Petroleum Terminal, LLC.	#2	59	7/1/2015	No	G	95670		No										5		5	pH = 6.12	No	
New England Petroleum Terminal, LLC.	#2	59	11/20/2015	No	G	54985		No										5		5	pH = 6.12	No	
New England Petroleum Terminal, LLC.	#2	59	12/17/2015	No	G	28922		No										5		5	pH = 6.15	No	
New England Petroleum Terminal, LLC.	#2	59	10/13/2015	No	G	20811		No										5		5	pH = 6.21	No	
New England Petroleum Terminal, LLC.	#2	59	11/23/2015	No	G	1853		No										5		5	pH = 6.44	No	
New England Petroleum Terminal, LLC.	#2	59	9/30/2015	No	G	64342		No										5		5	pH = 6.86	No	
NGC INC.	#1	81	5/20/2015	Yes	C	0	1	No									2971	224			ammonia = 18.7	No	
NGC INC.	#1	81	4/1/2015	No	G			No													37	No	
NGC INC.	#1	81	10/1/2015	No	G			No									2500	270			3.3	No	
NGC INC.	#1	81	4/1/2015	No	G			No									1900	420			20	No	
NGC INC.	#1	81	7/2/2015	No	G			No													18	No	
NGC INC.	#1	81	7/2/2015	No	G			No									3800	700			14	No	
NGC INC.	#1	81	1/5/2015	No	G			No									1800	410			18	No	
Nick's Auto Body, Inc.	#1	97	6/13/2015	No	G			No			0.16		0.62								17.9	No	
Nick's Auto Body, Inc.	#1	97	4/19/2015	No	G			No			0.81		16.2								15.9	Yes	
Nick's Auto Body, Inc.	#1	97	6/6/2015	No	G			No			0.09		1.52								4	No	
Nick's Auto Body, Inc.	#1	97	4/20/2015	No	G			No			0.08		1.05								6.5	No	
Nick's Auto Body, Inc.	#1	97	5/16/2015	No	G			No			0.05		0.85								18.4	No	
Nick's Auto Body, Inc.	#1	97	10/17/2015	No	G			No			0.05		0.45								5.3	No	
NNC of Rhode Island, Inc.	#1	97	1/30/2015	No	G			No													1.2	No	
NNC of Rhode Island, Inc.	#1	97	7/31/2015	No	G			No													1.3	No	
North Main Street Auto Wash	#1	71	5/28/2015	No	G			No													21.1	No	
North Providence Dental Associates	#1	94	9/3/2015	No	G			No														pH = 0	No
North Providence Dental Associates	#1	94	7/30/2015	No	G			No								0.01						pH = 7.3	No
North Providence Dental Associates	#1	94	1/21/2015	No	G			No								0.05						pH = 8.82	No
Nueva San Salvador Bakery, Inc.	#1	81	9/15/2015	No	G			No													45	No	
Nueva San Salvador Bakery, Inc.	#1	81	3/9/2015	No	G			No													27	No	
Ocean State Peeled Potatoes	#1	81	3/26/2015	Yes	C	1364	0	No									1366.47	1616				ammonia = 3.58	No
Ocean State Peeled Potatoes	#1	81	1/16/2015	No	C			No									644	142				No	No
Ocean State Peeled Potatoes	#1	81	4/10/2015	No	C	1346		No									676	202				No	No
Ocean State Peeled Potatoes	#1	81	10/8/2015	No	C	1346		No									28	36				No	No
Ocean State Peeled Potatoes	#1	81	7/8/2015	No	C	1870		No									1257	261				No	No
Olneyville NY System	#1	85	11/17/2015	No	G			No													1	No	No
Olneyville NY System	#1	85	5/19/2015	No	G			No													1	No	No
Pacific Seafood Market	#1	71	4/21/2015	No	G			No													2	No	No
Panaderia El Paisano	#1	82	8/24/2015	No	G			No													25.7	No	No
Panaderia El Paisano	#1	82	1/12/2015	No	G			No													67.2	No	No
Panaderia El Paisano	#2	82	8/17/2015	No	G			No													30.3	No	No
Panaderia El Quetzal, Inc.	#1	81	12/3/2015	No	G			No													8.5	No	No
Panaderia El Quetzal, Inc.	#1	81	4/15/2015	No	G			No													28.2	No	No
Pescatore's Seafood, Inc.	#1	81	5/4/2015	No	G			No													41	No	No
Pescatore's Seafood, Inc.	#1	81	10/26/2015	No	G			No													8	No	No
Philip D. Barr, DDS	#1	94	7/28/2015	No	G			No								0.033						No	No
Philip D. Barr, DDS	#1	94	8/3/2015	No	G			No								0.009						No	No
Philip D. Barr, DDS	#1	94	7/20/2015	No	G			No								0.099						No	No

**Field's Point  
Non-Significant User  
Compliance Monitoring Results - 2015**

Company	Sample Location	Category	Sample Date	NBC Sample	Type	Flow	Volume	CDF	Cd	Cr	Cu	Pb	Ni	Zn	Cn	Ag	BOD	TSS	TTO	Total O&G	Other Parameters	Violation	
Philip D. Barr, DDS	#1	94	7/13/2015	No	G			No								0.145						No	
Philip D. Barr, DDS	#1	94	6/9/2015	No	G			No								1.16						Yes	
Pho Paradise, Inc.	#1	71	4/22/2015	No	G			No													183.7	Yes	
Pho Paradise, Inc.	#1	71	10/9/2015	No	G			No													158.7	Yes	
Pho Paradise, Inc.	#1	71	9/28/2015	No	G			No													83.5	No	
Portion Meat Associates	#1	81	8/19/2015	No	G			No													4	No	
Portion Meat Associates	#1	81	9/16/2015	No	G			No													26	No	
Portion Meat Associates, Inc.	#1	71	3/4/2015	No	G			No													7	No	
Price Rite	#1	82	10/8/2015	No	G			No													69	No	
Price Rite	#1	82	10/8/2015	No	G			No													48	No	
Price Rite	#1	82	12/9/2015	No	G			No													250	Yes	
Price Rite	#1	82	12/30/2015	No	G			No													170	Yes	
Price Rite	#1	82	6/1/2015	No	G			No													470	Yes	
Price Rite	#1	82	8/10/2015	No	G			No													41	No	
Pristine Car Wash	#1	71	5/13/2015	No	G			No													9	No	
Proprint Incorporated	#1	93	4/2/2015	No	G	95		No								0.173						No	
Proprint Incorporated	#1	93	10/2/2015	No	G	99		No								0.056						No	
Prospect CharterCARE RWMC, LLC	#3	90	10/29/2015	No	G		500	No		0.01	0.203	0.011	0.061	0.142		0.005						No	
Prospect CharterCARE RWMC, LLC	#3	90	5/12/2015	No	G		500	No		0.01	0.02	0.02	0.05	0.05		0.01						No	
Prospect CharterCARE RWMC, LLC	#4	90	5/12/2015	No	G		500	No		0.02	0.069	0.02	0.05	0.062		0.01						No	
Prospect CharterCARE RWMC, LLC	#4	90	10/29/2015	No	G		500	No		0.01	0.497	0.01	0.025	0.065		0.005						No	
Prospect CharterCARE RWMC, LLC (Maude)	#1	90	5/12/2015	No	G		25	No								0.01						No	
Prospect CharterCARE RWMC, LLC (Maude)	#1	90	12/14/2015	No	G		25	No								0.01						No	
Prospect CharterCARE RWMC, LLC (Maude)	#1	90	10/29/2015	No	G		25	No								0.005						No	
Prospect CharterCARE RWMC, LLC (Maude)	#1	90	6/26/2015	No	G		25	No								0.01						No	
Prospect CharterCARE RWMC, LLC (Maude)	#1	90	8/4/2015	No	G		25	No								0.01						No	
Prospect CharterCARE RWMC, LLC (Maude)	#1	90	2/2/2015	No	G		25	No								0.01						No	
Prospect CharterCARE RWMC, LLC (Maude)	#2	90	5/12/2015	No	G		500	No		0.02	0.182	0.055	0.05	0.102		0.01						No	
Prospect CharterCARE RWMC, LLC (Maude)	#2	90	10/29/2015	No	G		500	No		0.01	0.068	0.01	0.025	0.036		0.005						No	
Prospect CharterCARE RWMC, LLC (Maude)	#3	90	10/29/2015	No	G		500	No		0.01	0.037	0.01	0.026	0.392		0.005						No	
Prospect CharterCARE RWMC, LLC (Maude)	#3	90	5/12/2015	No	G		500	No		0.02	0.324	0.02	0.05	0.057		0.01						No	
Prospect CharterCARE SJHSRI	#1	90	4/22/2015	No	G			No	0.02	0.05	0.11	0.05	0.07	0.12		0.01						Hg = 0.001	No
Prospect CharterCARE SJHSRI	#1	90	10/15/2015	No	G			No	0.02	0.05	0.06	0.05	0.04	0.1		0.01						Hg = 0.001	No
Prospect CharterCARE SJHSRI	#2	90	10/15/2015	No	G			No	0.02	0.05	0.07	0.05	0.04	0.44		0.01						Hg = 0.001	No
Prospect CharterCARE SJHSRI	#2	90	4/22/2015	No	G			No	0.02	0.05	0.8	0.05	0.04	1.39		0.01						Hg = 0.001	No
Prospect CharterCARE SJHSRI	#3	90	10/15/2015	No	G			No	0.02	0.05	0.2	0.05	0.04	0.6		0.01						Hg = 0.001	No
Prospect CharterCARE SJHSRI	#3	90	4/22/2015	No	G			No	0.02	0.05	0.17	0.05	0.04	1.28		0.01						Hg = 0.001	No
Prospect CharterCARE SJHSRI, LLC	#1	90	4/22/2015	No	G			No	0.02	0.05	0.13	0.05	0.11	0.09		0.01						Hg = 0.001	No
Prospect CharterCARE SJHSRI, LLC	#1	90	10/15/2015	No	G			No	0.02	0.05	0.03	0.05	0.04	0.04		0.01						Hg = 0.001	No
Providence Auto Body, Inc.	#1	97	10/14/2015	No	G			No			0.03	0.05	0.04	0.13		0.01					1	No	
Providence Auto Body, Inc.	#1	97	4/16/2015	No	G			No			0.03	0.05	0.04	0.18		0.01					1	No	
Providence Auto Body, Inc.	#2	97	10/14/2015	No	G			No			0.08	0.05	0.04	0.63		0.01					5	No	
Providence Auto Body, Inc.	#2	97	4/16/2015	No	G			No			0.19	0.05	0.04	2.04		0.01					7.1	No	
Providence Auto Body, Inc.	#3	97	10/14/2015	No	G			No			0.02	0.05	0.04	1.73		0.01					6.2	No	
Providence Auto Body, Inc.	#3	97	4/16/2015	No	G			No			0.04	0.05	0.04	0.3		0.01					7.2	No	
Providence Career & Technical Academy	#1	86	9/17/2015	No	G			No													28	No	
Providence Career & Technical Academy	#1	86	4/2/2015	No	G			No													10	No	
Providence College - Hunt-Cavanagh	#1	93	1/22/2015	No	G		25	No								0.191						No	
Providence College - Hunt-Cavanagh	#1	93	1/21/2015	No	G		25	No								0.105						No	
Providence College - Hunt-Cavanagh	#1	93	1/15/2015	No	G		25	No								0.186						No	
Providence College - Hunt-Cavanagh	#1	93	1/14/2015	No	G		25	No								0.157						No	
Providence College - Hunt-Cavanagh	#1	93	10/19/2015	No	G		25	No								0.2						No	
Providence College - Hunt-Cavanagh	#1	93	4/23/2015	No	G		25	No								0.107						No	
Providence College - Hunt-Cavanagh	#3	93	4/27/2015	No	G		25	No								4.61						Yes	
Providence College - Hunt-Cavanagh	#3	93	4/30/2015	No	G		25	No								0.223						No	
Providence College - Hunt-Cavanagh	#3	93	5/12/2015	No	G		25	No								0.193						No	



**Field's Point  
Non-Significant User  
Compliance Monitoring Results - 2015**

Company	Sample Location	Category	Sample Date	NBC Sample	Type	Flow	Volume	CDF	Cd	Cr	Cu	Pb	Ni	Zn	Cn	Ag	BOD	TSS	TTO	Total O&G	Other Parameters	Violation
R.I.P.T.A. - 750 Elmwood	#1	37	5/7/2015	No	G			No						1.72								No
R.I.P.T.A. - 750 Elmwood	#1	37	1/12/2015	No	G			No			0.02	0.05	0.04	0.14							8.3	No
R.I.P.T.A. - 750 Elmwood	#1	37	10/15/2015	No	G			No			0.32	0.24	0.09	2.28							35.2	No
R.I.P.T.A. - 750 Elmwood	#1	37	7/27/2015	No	G			No			0.45	0.19	0.17	0.88							60	No
R.I.P.T.A. - 750 Elmwood	#1	37	4/13/2015	No	G			No			0.77	0.05	0.25	3.9							87.6	Yes
R.I.P.T.A. - 750 Elmwood	#1	37	5/5/2015	No	G			No						1.02								No
R.I.P.T.A. - 750 Elmwood	#1	37	5/6/2015	No	G			No						1.81								No
R.I.P.T.A. - Para-Transit Facility	#1	37	4/13/2015	No	G			No			0.02	0.05	0.04	0.46							3	No
R.I.P.T.A. - Para-Transit Facility	#1	37	1/28/2015	No	G			No			0.11			0.3								No
R.I.P.T.A. - Para-Transit Facility	#1	37	1/26/2015	No	G			No			0.11			0.53								No
R.I.P.T.A. - Para-Transit Facility	#1	37	1/23/2015	No	G			No			0.03			0.23								No
R.I.P.T.A. - Para-Transit Facility	#1	37	1/21/2015	No	G			No			0.05			0.3								No
R.I.P.T.A. - Para-Transit Facility	#1	37	1/12/2015	No	G			No			1.42	0.37	0.16	3.97							46.5	Yes
R.I.P.T.A. - Para-Transit Facility	#1	37	7/27/2015	No	G			No			0.06	0.05	0.04	0.18							3.8	No
R.I.P.T.A. - Para-Transit Facility	#1	37	10/15/2015	No	G			No			0.03	0.05	0.04	0.12							2.3	No
R.I.P.T.A.-New Bus Facility	#1	37	10/15/2015	No	G			No													5.2	No
R.I.P.T.A.-New Bus Facility	#1	37	1/12/2015	No	G			No													7.8	No
R.I.P.T.A.-New Bus Facility	#1	37	4/13/2015	No	G			No													2.2	No
R.I.P.T.A.-New Bus Facility	#1	37	7/27/2015	No	G			No													2.5	No
Real's Fine Italian Cuisine	#1	85	1/5/2015	No	G			No													5	No
Real's Fine Italian Cuisine	#1	85	7/20/2015	No	G			No													2.5	No
Regency Plaza	#1	86	10/7/2015	No	G			No	0.005	0.01	0.015	0.01	0.025	0.403		0.005						No
Regency Plaza - East Building #3	#1	86	10/7/2015	No	G			No	0.005	0.01	0.142	0.01	0.025	0.072		0.005						No
Regency Plaza - West Building #2	#1	86	10/7/2015	No	G			No	0.005	0.01	0.03	0.01	0.025	0.659		0.005						No
Reyes Food Market	#1	82	10/14/2015	No	G			No													3.5	No
Reyes Food Market	#1	82	3/4/2015	No	G			No													21.4	No
Reyes Food Market	#1	82	4/27/2015	No	G			No													8.6	No
Rhode Island College - Connection 2	#1	43	10/19/2015	No	G			No								0.05						No
Rhode Island College - Connection 2	#1	43	4/13/2015	No	G	5		No								0.025						No
Rhode Island College - Connection 2	#2	43	4/13/2015	No	G			No								0.025						No
Rhode Island College - Connection 2	#2	43	10/19/2015	No	G			No								0.029						No
Rhode Island College - Connection 2	#3	43	4/13/2015	No	G			No								0.025						No
Rhode Island College - Connection 2	#3	43	10/19/2015	No	G			No								0.167						No
Rhode Island College - Connection 3	#1	99	10/29/2015	No	G			No								0.01						No
Rhode Island College - Connection 3	#1	99	9/11/2015	No	G			No								0.13						No
Rhode Island Convention Center	#1	86	9/22/2015	No	G			No													1	No
Rhode Island Convention Center	#1	86	3/11/2015	No	G			No													1	No
Rhode Island Hospital	#1	90	12/28/2015	No	G		50	No			0.16											No
Rhode Island Hospital	#1	90	11/5/2015	No	G		50	No			0.25											No
Rhode Island Hospital	#1	90	12/17/2015	No	G		500	No			0.12											No
Rhode Island Hospital	#1	90	12/10/2015	No	G		50	No			0.16											No
Rhode Island Hospital	#1	90	10/20/2015	No	G		500	No	0.02	0.05	2.78	0.05	0.04	0.03		0.01						Yes
Rhode Island Hospital	#1	90	12/3/2015	No	G		500	No			0.12											No
Rhode Island Hospital	#1	90	4/2/2015	No	G		500	No	0.02	0.05	0.03	0.05	0.04	0.04		0.01						No
Rhode Island Hospital	#2	90	4/1/2015	No	G		500	No	0.02	0.05	0.06	0.05	0.04	0.15		0.01						No
Rhode Island Hospital	#2	90	10/20/2015	No	G		500	No	0.02	0.05	0.03	0.05	0.04	0.05		0.01						No
Rhode Island Hospital	#3	90	4/14/2015	No	G		500	No	0.02	0.05	0.06	0.05	0.04	0.44		0.01						No
Rhode Island Hospital	#3	90	10/9/2015	No	G		500	No	0.02	0.05	0.04	0.05	0.04	0.02		0.01						No
Rhode Island Hospital	#4	90	10/9/2015	No	G		500	No	0.02	0.05	0.06	0.05	0.04	0.15		0.01						No
Rhode Island Hospital	#4	90	4/1/2015	No	G		500	No	0.02	0.05	0.02	0.05	0.04	0.09		0.01						No
Rich Group	#1	52	1/30/2015	No	G			No													16	No
Rich Group	#1	52	7/24/2015	No	G			No													21	No
RISD - Benson Hall	#1	24	10/8/2015	No	G			No	0.007	0.038	0.714	0.032	0.025	0.509		0.162		1400				No
RISD - Benson Hall	#1	24	4/6/2015	No	G			No	0.002	0.025	0.414	0.025	0.025	0.198		0.025		600				No
RISD - College Building	#1	23	10/9/2015	No	C			No		0.025	0.051			0.138			44	47				No
RISD - College Building	#1	23	4/6/2015	No	C			No		0.025	0.044			0.164			58	130				No





**Field's Point  
Non-Significant User  
Compliance Monitoring Results - 2015**

Company	Sample Location	Category	Sample Date	NBC Sample	Type	Flow	Volume	CDF	Cd	Cr	Cu	Pb	Ni	Zn	Cn	Ag	BOD	TSS	TTO	Total O&G	Other Parameters	Violation
Shaw's Supermarket Store #7443	#2	82	2/4/2015	No	G			No												55		No
Shaw's Supermarket Store #7443	#2	82	2/19/2015	No	G			No												120		No
Shaw's Supermarket Store #7443	#2	82	2/26/2015	No	G			No												75		No
Shaw's Supermarket Store #7443	#2	82	3/12/2015	No	G			No												26		No
Shaw's Supermarket Store #7443	#2	82	3/25/2015	No	G			No												40		No
Shaw's Supermarket Store #7443	#2	82	3/5/2015	No	G			No												16		No
Shaw's Supermarket Store #7443	#2	82	6/30/2015	No	G			No												150		Yes
Shaw's Supermarket Store #7443	#2	82	7/15/2015	No	G			No												160		Yes
Shaw's Supermarket Store #7443	#2	82	7/22/2015	No	G			No												160		Yes
Shaw's Supermarket Store #7443	#2	82	7/31/2015	No	G			No												160		Yes
Shaw's Supermarket Store #7443	#2	82	8/5/2015	No	G			No												130		Yes
Shaw's Supermarket Store #7443	#2	82	8/14/2015	No	G			No												180		Yes
Shaw's Supermarket Store #7443	#2	82	9/23/2015	No	G			No												150		Yes
Shell Oil Company	#1	97	7/10/2015	No	G			No												21		No
Shell Oil Company	#1	97	1/16/2015	No	G			No												5		No
Shell Oil Products Company	#1	97	7/7/2015	No	G			No												28		No
Shell Oil Products Company	#1	97	1/16/2015	No	G			No												20		No
Shore's Market, Inc.	#1	82	3/27/2015	No	G			No												2		No
Shore's Market, Inc.	#1	82	3/27/2015	No	G			No												2		No
Shore's Market, Inc.	#1	82	9/14/2015	No	G			No												2		No
Sin, LLC	#1	81	1/15/2015	No	G			No												55.6		No
Sin, LLC	#1	81	7/27/2015	No	G			No												45.6		No
Something Different	#1	81	10/29/2015	No	G			No												47		No
Something Different	#1	81	4/29/2015	No	G			No												2.5		No
Speedy Auto Service by Monro	#1	97	7/28/2015	No	G			No												11		No
Speedy Auto Service by Monro	#1	97	1/30/2015	No	G			No												3.3		No
Steven A. Sack, D.M.D	#1	94	4/23/2015	No	G			No								0.025						No
Steven A. Sack, D.M.D	#1	94	10/28/2015	No	G			No								0.04						No
Steven W. Silverberg DDS	#1	94	2/11/2015	No	G			No								0.005						No
Steven W. Silverberg DDS	#1	94	8/11/2015	No	G			No								0.005						No
Stop & Shop Supermarket #703	#1	82	12/10/2015	No	G			No												22		No
Stop & Shop Supermarket #703	#1	82	3/16/2015	No	G			No												36		No
Stop & Shop Supermarket #703	#1	82	6/18/2015	No	G			No												20		No
Stop & Shop Supermarket #703	#1	82	9/8/2015	No	G			No												34		No
Stop & Shop Supermarket #703	#2	82	9/8/2015	No	G			No												11		No
Stop & Shop Supermarket #703	#2	82	12/10/2015	No	G			No												26		No
Stop & Shop Supermarket #703	#2	82	6/18/2015	No	G			No												3.2		No
Stop & Shop Supermarket #703	#2	82	3/16/2015	No	G			No												110		No
Stop & Shop Supermarket #722	#1	82	12/10/2015	No	G			No												60		No
Stop & Shop Supermarket #722	#1	82	9/8/2015	No	G			No												36		No
Stop & Shop Supermarket #722	#1	82	3/16/2015	No	G			No												55		No
Stop & Shop Supermarket #722	#1	82	6/8/2015	No	G			No												110		No
Stop & Shop Supermarket #724	#1	82	6/18/2015	No	G			No												140		Yes
Stop & Shop Supermarket #724	#1	82	3/16/2015	No	G			No												110		No
Stop & Shop Supermarket #724	#1	82	9/8/2015	No	G			No												76		No
Stop & Shop Supermarket #724	#1	82	7/20/2015	No	G			No												94		No
Stop & Shop Supermarket #724	#1	82	12/10/2015	No	G			No												180		Yes
Stop & Shop Supermarket #724	#1	82	7/13/2015	No	G			No												86		No
Stop & Shop Supermarket #724	#1	82	7/7/2015	No	G			No												100		No
Stop & Shop Supermarket #724	#1	82	7/2/2015	No	G			No												110		No
Stop & Shop Supermarket #724	#1	82	12/31/2015	No	G			No												87		No
Stop & Shop Supermarket #724	#1	82	12/22/2015	No	G			No												92		No
Stop & Shop Supermarket #725	#1	82	6/18/2015	No	G			No												56		No
Stop & Shop Supermarket #725	#1	82	9/8/2015	No	G			No												110		No
Stop & Shop Supermarket #725	#1	82	12/14/2015	No	G			No												89		No
Stop & Shop Supermarket #725	#1	82	3/16/2015	No	G			No												67		No

**Field's Point  
Non-Significant User  
Compliance Monitoring Results - 2015**

Company	Sample Location	Category	Sample Date	NBC Sample	Type	Flow	Volume	CDF	Cd	Cr	Cu	Pb	Ni	Zn	Cn	Ag	BOD	TSS	TTO	Total O&G	Other Parameters	Violation		
Swan Point Cemetery	#1	97	8/14/2015	No	G			No													4		No	
Swan Point Cemetery	#1	97	2/20/2015	No	G			No														8		No
Swash Express Auto Wash	#1	71	7/22/2015	No	G			No														1.2		No
Swash Express Auto Wash	#1	71	1/16/2015	No	G			No														2.2		No
SWG Promotions, LLC	#1	99	11/13/2015	No	G			No	0.02	0.05	0.02													No
SWG Promotions, LLC	#1	99	6/16/2015	No	G			No	0.02	0.05	0.07													No
Tedesco's Sausage Shop	#1	81	11/11/2015	No	G			No														1		No
Tedesco's Sausage Shop	#1	81	4/17/2015	No	G			No														52.5		No
Tenares Supermarket	#2	82	9/29/2015	No	G			No														5.3		No
Tenares Supermarket	#2	82	7/20/2015	No	G			No														27.6		No
The Abbey	#1	85	4/21/2015	No	G			No														2		No
The Abbey	#1	85	1/15/2015	No	G			No														3		No
The Abbey	#1	85	7/7/2015	No	G			No														2		No
The Aesthetic Dental Studio of RI	#1	94	1/5/2015	No	G			No								0.043								No
The Aesthetic Dental Studio of RI	#1	94	1/5/2015	No	G			No								0.043								No
The Aesthetic Dental Studio of RI	#1	94	7/10/2015	No	G			No								0.041								No
The Allied Group	#1	24	1/8/2015	No	C			No		0.05	0.09	0.05	0.04	0.01		0.01				0.019				No
The Allied Group	#1	24	7/27/2015	No	C	150		No		0.05	0.07	0.05	0.06	0.04		0.05				0.083				No
The Foundry Associates	#1	37	4/8/2015	No	G			No														62.6		No
The Foundry Associates	#1	37	10/28/2015	No	G			No														6.3		No
The Original Italian Bakery, Inc.	#1	81	2/18/2015	No	G			No														49.2		No
The Providence Journal Company	#1	71	1/13/2015	No	G			No														1		No
Three Way Meat Corporation	#1	82	1/14/2015	No	G			No														54		No
Three Way Meat Corporation	#1	82	7/28/2015	No	G			No														29		No
Three Way Meat Corporation	#2	82	7/28/2015	No	G			No														49		No
Three Way Meat Corporation	#2	82	1/19/2015	No	G			No														110		No
Times 2 Academy	#1	86	4/23/2015	No	G			No														1		No
Times 2 Academy	#1	86	12/11/2015	No	G			No														16		No
Tower Manufacturing Corp.	#1	27	7/6/2015	No	C			No		0.05	0.15			0.05										No
Tower Manufacturing Corp.	#1	27	4/15/2015	No	C	80		No		0.13	0.17			0.08										No
Tower Manufacturing Corp.	#1	27	1/8/2015	No	C	35		No		0.05	0.19			0.04										No
Tower Manufacturing Corp.	#1	27	10/5/2015	No	C			No		0.06	0.27			0.05										No
Tower Manufacturing Corp.	#3	27	1/9/2015	No	G			No														2.6		No
Tower Manufacturing Corp.	#3	27	7/7/2015	No	G			No														15.1		No
Travelers Auto Body, Inc.	#1	97	5/13/2015	No	G			No				0.025		0.736								2.4		No
Travelers Auto Body, Inc.	#1	97	10/9/2015	No	G			No				0.025		0.213								2.7		No
U.S. Post Office - VMF	#1	37	1/21/2015	No	G			No				0.18		1.28						0.004		16.6		No
U.S. Post Office - VMF	#1	37	7/16/2015	No	G			No				0.05		1.91						0.012		33.1		No
U.S. Postal Service - P&DC	#1	27	4/3/2015	No	G			No				0.05												No
U.S. Postal Service - P&DC	#1	27	10/14/2015	No	G			No				0.14												No
U.S. Postal Service - P&DC	#3	27	10/5/2015	No	G			No	0.02	0.05	0.05	0.05	0.04	0.16	0.01	0.01							Hg = 0.001	No
Uncas International, LLC	#1	60	1/9/2015	No	C			No	0.02		0.02			0.11		0.01				1				No
Uncas International, LLC	#1	60	2/13/2015	No	G			No	0.02		0.02			0.16		0.01				11				No
University Foot Center - Smith Street	#1	94	4/7/2015	No	G			No												0.02				No
University Foot Center - Smith Street	#1	94	10/6/2015	No	G			No												0.02				No
University Foot Center, Inc.	#1	94	4/7/2015	No	G			No												0.02				No
V.A. Medical Center	#1	90	11/12/2015	No	G			No	0.02	0.05	0.02	0.05	0.04	2.26		0.01								No
V.A. Medical Center	#2	90	11/12/2015	No	G			No	0.02	0.05	0.02	0.05	0.04	3.73		0.01								Yes
V.A. Medical Center	#3	90	2/27/2015	No	G			No	0.02	0.05	0.24	0.07	0.07	0.06		0.03								No
V.A. Medical Center	#3	90	9/23/2015	No	G			No	0.02	0.05	0.42	0.18	0.11	0.08		0.02								No
V.A. Medical Center	#4	90	6/5/2015	No	G			No														1		No
V.A. Medical Center	#4	90	11/12/2015	No	G			No														1		No
VB Pizza, LLC	#1	85	10/26/2015	No	G			No														20		No
VB Pizza, LLC	#1	85	9/23/2015	No	G			No														9		No
VB Pizza, LLC	#1	85	9/18/2015	No	G			No														4		No
VB Pizza, LLC	#1	85	8/20/2015	No	G			No														3		No

**Field's Point  
Non-Significant User  
Compliance Monitoring Results - 2015**

Company	Sample Location	Category	Sample Date	NBC Sample	Type	Flow	Volume	CDF	Cd	Cr	Cu	Pb	Ni	Zn	Cn	Ag	BOD	TSS	TTO	Total O&G	Other Parameters	Violation		
VB Pizza, LLC	#1	85	5/20/2015	No	G			No													3511		Yes	
VB Pizza, LLC	#1	85	8/31/2015	No	G			No														4		No
Venda Ravioli - Royal Little Drive	#1	81	4/15/2015	No	G			No														8		No
Venda Ravioli - Royal Little Drive	#1	81	10/27/2015	No	G			No														6		No
Virginia & Spanish Peanut Co.	#1	81	1/19/2015	No	G			No														1		No
Virginia & Spanish Peanut Co.	#1	81	7/13/2015	No	G			No														7.3		No
V-Mart	#1	82	10/27/2015	No	G			No														33.3		No
V-Mart	#1	82	4/24/2015	No	G			No														29.1		No
Walsh's Auto Body and Sales, Inc.	#1	97	9/2/2015	No	G			No														30		No
Walsh's Auto Body and Sales, Inc.	#1	97	4/16/2015	No	G			No														7.9		No
Warwick Poultry Company Inc.	#1	81	3/11/2015	No	G			No														1.2		No
Warwick Poultry Company Inc.	#1	81	9/18/2015	No	G			No														19.9		No
Whole Foods Market Group, Inc.	#1	82	2/27/2015	No	G			No														82		No
Whole Foods Market Group, Inc.	#1	82	10/28/2015	No	G			No														97		No
Whole Foods Market Group, Inc.	#1	82	2/27/2015	No	G			No														82		No
Whole Foods Market Group, Inc.	#1	82	4/27/2015	No	G			No														72		No
Whole Foods Market Group, Inc.	#1	82	8/24/2015	No	G			No														120		No
Whole Foods Market Group, Inc.	#1	82	8/3/2015	No	G			No														390		Yes
Whole Foods Market, Inc.	#1	82	5/18/2015	No	G			No														360		Yes
Whole Foods Market, Inc.	#1	82	5/26/2015	No	G			No														86		No
Whole Foods Market, Inc.	#1	82	6/2/2015	No	G			No														84		No
Whole Foods Market, Inc.	#1	82	6/10/2015	No	G			No														200		Yes
Whole Foods Market, Inc.	#1	82	6/15/2015	No	G			No														83		No
Whole Foods Market, Inc.	#1	82	6/22/2015	No	G			No														120		No
Whole Foods Market, Inc.	#1	82	8/10/2015	No	G			No														120		No
Whole Foods Market, Inc.	#1	82	8/4/2015	No	G			No														63		No
Whole Foods Market, Inc.	#1	82	7/1/2015	No	G			No														160		Yes
Whole Foods Market, Inc.	#1	82	5/11/2015	No	G			No														52		No
Whole Foods Market, Inc.	#1	82	7/21/2015	No	G			No														120		No
Whole Foods Market, Inc.	#1	82	5/4/2015	No	G			No														66		No
Whole Foods Market, Inc.	#1	82	4/27/2015	No	G			No														130		Yes
Whole Foods Market, Inc.	#1	82	7/27/2015	No	G			No														110		No
Whole Foods Market, Inc.	#1	82	4/13/2015	No	G			No														130		Yes
Whole Foods Market, Inc.	#1	82	4/20/2015	No	G			No														96		No
Women & Infants' Hospital	#1	90	4/28/2015	No	G			No	0.01	0.02	0.221	0.02	0.05	2.39	0.02	0.01							Hg = 0	No
Women & Infants' Hospital	#1	90	7/16/2015	No	G			No						0.502										No
Women & Infants' Hospital	#1	90	7/10/2015	No	G			No						0.19										No
Women & Infants' Hospital	#1	90	7/1/2015	No	G			No						0.374										No
Women & Infants' Hospital	#1	90	6/25/2015	No	G			No						0.251										No
Women & Infants' Hospital	#1	90	10/16/2015	No	G			No	0.01	0.02	0.052	0.02	0.05	0.268	0.02	0.01								No
Women & Infants' Hospital	#2	90	4/28/2015	No	G			No	0.01	0.02	0.164	0.02	0.05	2.82	0.02	0.01							Hg = 0	Yes
Women & Infants' Hospital	#2	90	7/1/2015	No	G			No						0.137										No
Women & Infants' Hospital	#2	90	6/25/2015	No	G			No						0.089										No
Women & Infants' Hospital	#2	90	7/10/2015	No	G			No						0.091										No
Women & Infants' Hospital	#2	90	10/16/2015	No	G			No	0.01	0.02	0.044	0.02	0.05	1.12	0.02	0.01								No
Women & Infants' Hospital	#2	90	7/16/2015	No	G			No						0.165										No
Women & Infants' Hospital	#3	90	4/28/2015	No	G			No	0.01	0.02	1.01	0.02	0.05	0.406	0.02	0.01							Hg = 0	No
Women & Infants' Hospital	#3	90	10/16/2015	No	G			No	0.01	0.02	0.251	0.02	0.05	0.226	0.02	0.01								No
Women and Infants-Kilguss Lab	#1	95	4/22/2015	No	G			No														0.2		No
Women and Infants-Kilguss Lab	#1	95	10/13/2015	No	G			No														0.2		No
Yang's Restaurant	#1	85	3/3/2015	No	G			No														2		No
Yang's Restaurant	#1	85	10/15/2015	No	G			No														2		No
Yoo Sushi	#1	85	12/7/2015	No	G			No														3		No

***COMPLIANCE MONITORING  
RESULTS FOR NON-SIGNIFICANT  
USERS***

***BUCKLIN POINT***

**Bucklin Point**  
**Non-Significant User**  
**Compliance Monitoring Results - 2015**

Company	Sample Location	Category	Sample Date	NBC Sample	Type	Flow	Volume	CDF	Cd	Cr	Cu	Pb	Ni	Zn	Cn	Ag	BOD	TSS	TTO	Total O&G	Other Parameters	Violation			
3 Flags Bakery	#1	81	10/9/2015	No	G			No													82		No		
3 Flags Bakery	#1	81	3/31/2015	No	G			No														53		No	
A.T. Cross Company	#1	59	7/7/2015	No	G			No														1.3		No	
A.T. Cross Company	#1	59	1/14/2015	No	G			No														16		No	
A.T. Cross Company	#3	59	10/26/2015	No	G			No		0.025	3.46	0.025	0.025	0.227										Yes	
A.T. Cross Company	#3	59	10/15/2015	No	G			No		0.025	3.19	0.025	0.025	0.181										Yes	
A.T. Cross Company	#3	59	10/29/2015	No	G			No		0.025	1.83	0.025	0.025	0.171										Yes	
Accu-Care Supply	#1	27	7/27/2015	No	G		750	No									2						TRC = 0.05	No	
Accu-Care Supply	#1	27	4/20/2015	No	G		700	No									2						TRC = 0.27	No	
Allstate Restaurant Equipment	#1	99	4/28/2015	No	G			No														19.9		No	
Allstate Restaurant Equipment	#1	99	10/7/2015	No	G			No														4.2		No	
Alves and Sons Bakery	#1	81	5/19/2015	No	G			No														13		No	
Alves and Sons Bakery	#1	81	1/13/2015	No	G			No														24		No	
Alves and Sons Bakery	#1	81	11/2/2015	No	G	142		No														11		No	
Amica Mutual Insurance Co. - 10	#1	53	10/7/2015	No	G			No	0.02	0.025	0.051	0.025	0.025	0.08		0.03								No	
Amica Mutual Insurance Co. - 25	#1	37	7/13/2015	No	G			No														1.8		No	
Amica Mutual Insurance Co. - 25	#1	37	1/16/2015	No	G			No														9.5		No	
Amica Mutual Insurance Co. - 25	#3	37	10/7/2015	No	G			No	0.002	0.025	0.293	0.025	0.025	0.707		0.03								No	
Amica Mutual Insurance Co. - 50	#1	53	10/7/2015	No	G			No	0.002	0.025	0.116	0.025	0.025	0.651		0.03								No	
Amica Mutual Insurance Co.-100	#1	86	7/13/2015	No	G			No														1.5		No	
Amica Mutual Insurance Co.-100	#1	86	1/16/2015	No	G			No														2.2		No	
Amica Mutual Insurance Co.-100	#2	86	10/7/2015	No	G			No	0.002	0.025	0.034	0.025	0.025	0.665		0.03								No	
Armando & Sons Meat Market	#1	82	7/17/2015	No	G			No														18		No	
Armando & Sons Meat Market	#1	82	1/16/2015	No	G			No														27		No	
B & L Plastics, Inc.	#1	46	12/14/2015	No	G			No	0.02	0.05	0.02	0.05	0.04	0.01		0.01								No	
B & L Plastics, Inc.	#1	46	5/22/2015	No	G			No	0.02	0.05	0.06	0.05	0.11	0.05		0.01								No	
Bachini's Bakery	#1	81	3/3/2015	No	G			No														52.27		No	
Bachini's Bakery	#1	81	8/11/2015	No	G			No														33		No	
Bank of America	#2	86	7/8/2015	No	G			No	0.01	0.02	0.114	0.02	0.05	0.054	0	0.01								Hg = 0	No
Bank of America	#2	86	10/27/2015	No	G			No	0.01	0.02	0.351	0.02	0.05	0.374	0	0.01								Hg = 0	No
Bank of America	#4	86	10/27/2015	No	G			No	0.01	0.02	0.692	0.039	0.05	0.2	0	0.01									No
Bernardo Manufacturing	#1	21	1/29/2015	No	G		400	No	0.02		0.02	0.05	0	0.005											No
Bernardo Manufacturing	#1	21	7/20/2015	No	G		400	No	0.02		0.02	0.05	0.04	0.01											No
Blackstone Market	#1	81	7/6/2015	No	G			No														2.1		No	
Blackstone Market	#1	81	11/5/2015	No	G			No														18.3		No	
Blackstone Valley Foot & Ankle	#1	94	9/24/2015	No	G			No								0.05									No
Blackstone Valley Foot & Ankle	#1	94	7/30/2015	No	G			No								0.42									Yes
Blackstone Valley Foot & Ankle	#1	94	9/2/2015	No	G			No								0.01									No
Blackstone Valley Foot & Ankle	#1	94	9/8/2015	No	G			No								0.01									No
Blackstone Valley Foot & Ankle	#1	94	9/15/2015	No	G			No								0.01									No
Blackstone Valley Foot Specialists	#1	71	1/29/2015	No	G			No								0.01									No
Broadway Car Wash	#1	97	7/21/2015	No	G			No														9.5		No	
Broadway Car Wash	#1	97	1/30/2015	No	G			No														2		No	
Bubble Room Car Wash, Inc.	#1	97	1/19/2015	No	G			No														11		No	
Bubble Room Car Wash, Inc.	#1	97	7/20/2015	No	G			No														40		No	
Bucket Brewery	#1	89	10/8/2015	No	G			No									1550	281							No
Cala Fruit Distributors, Inc.	#1	81	5/12/2015	No	G			No									69	50							No
Cala Fruit Distributors, Inc.	#1	81	11/11/2015	No	G			No									48	15							No
Calise & Sons Bakery	#1	81	4/6/2015	No	G			No														3.4		No	
Calise & Sons Bakery	#1	81	10/6/2015	No	G			No														16.7		No	
Catanzaros Food Products, Inc.	#1	81	10/8/2015	No	G			No														4		No	
Catanzaros Food Products, Inc.	#1	81	4/6/2015	No	G			No														5		No	
Central Auto Radiator, Inc.	#1	59	10/28/2015	No	G			No	0.005	0.01	0.142	0.023	0.025	0.079		0.01						5		No	
Central Auto Radiator, Inc.	#1	59	4/30/2015	No	G			No	0.005	0.01	0.069	0.027	0.025	0.065		0.01						5		No	
Central Falls Provision Co.	#1	81	7/16/2015	No	G			No														10.4		No	
Central Falls Provision Co.	#1	81	4/29/2015	No	G			No														9.2		No	



**Bucklin Point**  
**Non-Significant User**  
**Compliance Monitoring Results - 2015**

Company	Sample Location	Category	Sample Date	NBC Sample	Type	Flow	Volume	CDF	Cd	Cr	Cu	Pb	Ni	Zn	Cn	Ag	BOD	TSS	TTO	Total O&G	Other Parameters	Violation	
Crown Collision Center	#1	97	2/18/2015	No	G			No						0.59								No	
Crown Collision Center	#1	97	2/11/2015	No	G			No						1.16								No	
Crown Collision Center	#1	97	2/4/2015	No	G			No						1.63								No	
Crown Collision Center	#1	97	1/5/2015	No	G			No				0.157	0.073	4.5						12		Yes	
Crown Collision Center	#1	97	4/15/2015	No	G			No						0.08								No	
Crown Collision Center	#1	97	3/25/2015	No	G			No						0.15								No	
CVS Caremark Corp. (200 Highland Drive)	#1	86	10/30/2015	No	G			No	0.002	0.025	0.143	0.025	0.025	0.05		0.03						No	
CVS Caremark Corp. (200 Highland Drive)	#2	86	10/30/2015	No	G			No	0.002	0.025	0.141	0.025	0.025	0.05		0.03						No	
CVS Pharmacy, Inc.	#1	86	10/30/2015	No	G			No	0.002	0.025	0.159	0.025	0.025	0.05		0.03						No	
CVS Pharmacy, Inc.	#2	86	10/30/2015	No	G			No	0.002	0.025	0.162	0.025	0.025	0.05		0.03						No	
D. Miller's Auto Body	#1	97	2/17/2015	No	G			No												11		No	
D. Miller's Auto Body	#1	97	9/10/2015	No	G			No												7		No	
Dave's Marketplace	#1	82	1/8/2015	No	G			No												61		No	
Dave's Marketplace	#1	82	7/17/2015	No	G			No												22		No	
David London and Company	#1	35	1/16/2015	No	G			No												4		No	
David London and Company	#1	35	7/20/2015	No	G			No												18		No	
Dimitri Ganim, DDS	#1	94	10/23/2015	No	G			No														PH = 0	No
Dimitri Ganim, DDS	#1	94	10/14/2015	No	G			No								0.01						PH = 6.9	No
Dimitri Ganim, DDS	#1	94	4/8/2015	No	G			No								0.01							No
Drs. Ward and Vaudry	#1	94	5/31/2015	No	G		0	No														PH = 1	No
Dupuis Oil	#1	97	4/22/2015	No	G			No												8.9		No	
Dupuis Oil	#1	97	11/2/2015	No	G			No												5.1		No	
East Coast Auto	#1	60	7/31/2015	No	G			No				0.025	0.025	0.105						1.8		No	
East Providence Fire Station #3	#1	97	1/15/2015	No	G			No												42		No	
East Providence Fire Station #3	#1	97	7/30/2015	No	G			No												270		Yes	
Enterprise Rent-A-Car of R.I. (Broadway)	#1	37	10/30/2015	No	G		25	No												24.6		No	
Enterprise Rent-A-Car of R.I. (Broadway)	#1	37	4/30/2015	No	G		50	No												21.3		No	
Erick Market & More Inc.	#1	81	4/14/2015	No	G			No												45.2		No	
Erick Market & More Inc.	#1	81	10/28/2015	No	G			No												9.7		No	
Finlay Extracts & Ingredients USA, Inc.	#1	34	7/7/2015	No	C	1900		No									1700	76				No	
Finlay Extracts & Ingredients USA, Inc.	#1	34	10/16/2015	No	C			No									1100	37				No	
Finlay Extracts & Ingredients USA, Inc.	#1	34	4/9/2015	No	C			No									520	44				No	
Finlay Extracts & Ingredients USA, Inc.	#1	34	1/8/2015	No	C	650		No									780	270				No	
Flor Di Brava	#1	81	11/4/2015	No	G			No												31.3		No	
Flor Di Brava	#1	81	1/13/2015	No	G			No												29.1		No	
Flor Di Brava	#1	81	4/16/2015	No	G			No												5.3		No	
Foolproof Brewing Co., LLC	#1	89	1/30/2015	No	G			No									1290	1764				No	
Foolproof Brewing Co., LLC	#1	89	7/28/2015	No	G			No									301	159				No	
Hartley's Pork Pies	#1	81	11/4/2015	No	G			No												3		No	
Hartley's Pork Pies	#1	81	5/5/2015	No	G			No												2		No	
Hasbro, Inc.	#1	27	10/8/2015	No	G			No											0.027			No	
Hasbro, Inc.	#1	27	4/16/2015	No	G			No											0.03			No	
Hasbro, Inc.	#2	27	10/8/2015	No	G			No	0.002	0.025	0.076	0.025	0.025	0.05		0.03						No	
Hasbro, Inc.	#2	27	4/16/2015	No	G			No	0.002	0.025	0.203	0.025	0.025	0.05		0.03						No	
Highridge Swim & Tennis Club	#1	89	7/23/2015	No	G			No												2.3		No	
Hindley Manufacturing Company	#1	21	4/9/2015	No	G		450	No	0.004	0.023	0.12	0.012	0.027	0.35		0.01				2		No	
Hindley Manufacturing Company	#1	21	10/9/2015	No	G		450	No	0.004	0.124	0.12	0.006	1.73	0.83		0.01				4		Yes	
Hindley Manufacturing Company	#1	21	11/20/2015	No	G		450	No					1.15									No	
Hindley Manufacturing Company	#1	21	11/17/2015	No	G		450	No					1.39									No	
Hindley Manufacturing Company	#1	21	12/2/2015	No	G		450	No					0.9									No	
Hindley Manufacturing Company	#1	21	11/5/2015	No	G		450	No					1.37									No	
Homestead Baking Company	#1	81	10/26/2015	No	G			No												4.9		No	
Homestead Baking Company	#1	81	4/20/2015	No	G			No												1.9		No	
Hope Global	#1	23	10/5/2015	No	C	1879		No		0.025	0.065		0.025	0.061			42	32		1.5		No	
Hope Global	#1	23	4/1/2015	No	C	261		No		0.025	0.132		0.025	0.172			270	52		4.2		No	
Hope Global	#2	23	10/5/2015	No	G			Y												3.7		No	



**Bucklin Point**  
**Non-Significant User**  
**Compliance Monitoring Results - 2015**

Company	Sample Location	Category	Sample Date	NBC Sample	Type	Flow	Volume	CDF	Cd	Cr	Cu	Pb	Ni	Zn	Cn	Ag	BOD	TSS	TTO	Total O&G	Other Parameters	Violation	
Hope Global	#2	23	4/1/2015	No	G			Y													2.8		No
Impact Custom Apparel, LLC	#1	99	6/12/2015	No	G			No		0.001	0.029			0.028									No
Imperial Packaging Corporation	#1	49	10/13/2015	No	G			No						1.22									No
Imperial Packaging Corporation	#1	49	4/28/2015	No	G			No						0.167									No
Industrial Container Services - RI, LLC	#1	44	4/20/2015	No	G			No													2.6		No
Industrial Container Services - RI, LLC	#1	44	10/29/2015	No	G			No													3.4		No
Ink Solution	#1	99	10/30/2015	No	G			No		0.05	0.04			0.26									No
Ink Solution	#1	99	4/24/2015	No	G			No		0.05	0.02			0.66									No
International Accessories	#1	24	7/8/2015	No	G			No		0.02	0.085			0.112									No
International Accessories	#1	24	1/2/2015	No	G			No		0.02	0.156			0.249									No
International Accessories	#2	24	6/9/2015	No	G		2000	No	0.01	0.02	0.215	0.02	0.05	0.173		0.01							No
International Market Cafe'	#1	81	5/5/2015	No	G			No													22		No
International Market Cafe'	#1	81	12/9/2015	No	G			No													2		No
International Meat Market	#1	81	5/1/2015	No	G			No													2		No
International Meat Market	#1	81	11/9/2015	No	G			No													3		No
International Meat Market	#2	81	5/1/2015	No	G			No													2		No
International Meat Market	#2	81	11/9/2015	No	G			No													3		No
International Packaging Corp.	#1	53	6/9/2015	No	G		12000	No	0.01	0.02	0.172	0.02	0.05	0.862		0.01							No
J.I.F. Investment Co., Inc.	#1	97	4/13/2015	No	G			No													40		No
J.I.F. Investment Co., Inc.	#1	97	10/20/2015	No	G			No													20		No
JAR Bakers Supply	#1	81	10/23/2015	No	G		35	No									41347	5524					No
JAR Bakers Supply	#1	81	4/27/2015	No	G		35	No									28023	2371					No
K&W Webbing Company	#1	23	10/28/2015	No	G		300	No		0.005	0.76			0.67									No
K&W Webbing Company	#1	23	4/28/2015	No	G		118	No		0.005	0.25			0.08									No
Key Container Corporation	#1	24	1/15/2015	No	G			No			0.253	0.06		0.21								PH = 4.93	No
Key Container Corporation	#1	24	8/14/2015	No	G			No			0.02	0.04		0.05									No
Key Container Corporation	#1	24	7/14/2015	No	G			No			0.02	0.04		0.05									No
L&B Foods, Inc.	#1	81	1/12/2015	No	G			No													6.6		No
L&B Foods, Inc.	#1	81	7/21/2015	No	G			No													1.8		No
L&B Foods, Inc.	#2	81	1/12/2015	No	G			No													12.9		No
L&B Foods, Inc.	#2	81	7/21/2015	No	G			No													3.3		No
Lindbergh Auto Body, Inc.	#1	97	2/10/2015	No	G			No													2.4		No
Lindbergh Auto Body, Inc.	#1	97	9/4/2015	No	G			No													6.7		No
M & M NY System	#1	85	7/20/2015	No	G			No													2.5		No
M & M NY System	#1	85	5/13/2015	No	G			No													4		No
Main Street Market, Inc.	#1	82	3/25/2015	No	G			No													271		Yes
Main Street Market, Inc.	#1	82	5/19/2015	No	G			No													73		No
Main Street Market, Inc.	#1	82	2/12/2015	No	G			No													211		Yes
Main Street Market, Inc.	#1	82	4/14/2015	No	G			No													60		No
Main Street Market, Inc.	#1	82	7/10/2015	No	G			No													16		No
Marotta Food Corporation	#1	82	3/27/2015	No	G			No													175		Yes
Marotta Food Corporation	#1	82	9/3/2015	No	G			No													74.6		No
McDonald's - Armistice Blvd.	#1	85	1/12/2015	No	G			No													5		No
McDonald's - Armistice Blvd.	#1	85	7/27/2015	No	G			No													1.9		No
Memorial Hospital of RI	#1	90	4/30/2015	No	G			No									0.01						No
Memorial Hospital of RI	#1	90	10/28/2015	No	G			No									0.01						No
Memorial Hospital of RI	#2	90	4/30/2015	No	G			No	0.02	0.05	0.19	0.05	0.04	0.03							0.01		No
Memorial Hospital of RI	#3	90	10/28/2015	No	G			No	0.02	0.05	0.02	0.05	0.04	0.05							0.01		No
Memorial Hospital of RI	#3	90	4/30/2015	No	G			No	0.02	0.05	0.02	0.05	0.04	0.01							0.01		No
Memorial Hospital of RI	#4	90	4/30/2015	No	G			No	0.02	0.05	0.17	0.05	0.04	0.01							0.01		No
Memorial Hospital of RI	#4	90	10/28/2015	No	G			No	0.02	0.05	0.05	0.05	0.04	0.03							0.01		No
Michael's Meats	#1	81	9/11/2015	No	G			No													9		No
Michael's Meats	#1	81	3/11/2015	No	G			No													6		No
Mirror Image	#1	99	4/6/2015	No	G			No		0.025	0.357			0.322									No
Mirror Image	#1	99	12/15/2015	No	G			No		0.025	0.132			0.248									No
Modern Diner	#1	85	5/1/2015	No	G			No													4.5		No

**Bucklin Point**  
**Non-Significant User**  
**Compliance Monitoring Results - 2015**

Company	Sample Location	Category	Sample Date	NBC Sample	Type	Flow	Volume	CDF	Cd	Cr	Cu	Pb	Ni	Zn	Cn	Ag	BOD	TSS	TTO	Total O&G	Other Parameters	Violation				
Modern Diner	#1	85	11/12/2015	No	G			No													1		No			
NECVW, Inc.	#1	97	9/9/2015	No	G			No														20		No		
NECVW, Inc.	#1	97	1/13/2015	No	G			No														53		No		
Neptco, Inc.	#1	53	4/3/2015	No	G		50	No	0.01	0.02	0.709	0.02	0.05	0.05		0.01							PH = 6.38	No		
Neptco, Inc.	#2	53	4/3/2015	No	G		50	No	0.01	0.02	0.706	0.02	0.05	0.079		0.01								PH = 6.42	No	
North American Salt & Fresh Fish Corp.	#1	81	8/6/2015	No	G			No														4		No		
North American Salt & Fresh Fish Corp.	#1	81	1/12/2015	No	G			No														5		No		
Northeast Knitting, Inc.	#1	23	4/15/2015	No	G			No									9	15						No		
Northeast Knitting, Inc.	#1	23	10/27/2015	No	G			No									6	2						No		
Ocean Fresh Seafood Market Corp.	#1	71	4/22/2015	No	G			No														5		No		
Orion Retail	#1	26	7/2/2015	No	G	1653		No		0.188	0.01		0.08	0.081										No		
Orion Retail	#1	26	1/2/2015	No	G	1472		No		0.92	0.04		0.407	0.17										No		
Packaging Concepts, Ltd.	#1	71	1/6/2015	No	G		25	No		0.02	0.03			0.201										No		
Packaging Concepts, Ltd.	#2	71	1/6/2015	No	G		50	No														13		No		
Packaging Graphics, LLC	#1	24	10/16/2015	No	G			No		0.05	0.2			0.02										No		
Packaging Graphics, LLC	#1	24	4/22/2015	No	G			No		0.05	0.14			0.01										No		
Packaging Graphics, LLC	#2	24	5/13/2015	No	G			No														6.2		No		
Packaging Graphics, LLC	#2	24	10/16/2015	No	G			No														14.3		No		
Packaging Graphics, LLC	#2	24	5/15/2015	No	G			No														6.7		No		
Packaging Graphics, LLC	#2	24	5/14/2015	No	G			No														8.1		No		
Packaging Graphics, LLC	#2	24	5/12/2015	No	G			No														3.7		No		
Packaging Graphics, LLC	#2	24	4/22/2015	No	G			No														179.8		Yes		
Packaging Graphics, LLC	#3	24	10/16/2015	No	G			No														13.8		No		
Packaging Graphics, LLC	#3	24	4/22/2015	No	G			No														25.6		No		
Patriot Textiles, Inc.	#1	23	4/10/2015	No	G		200	No		0.005	0.1			0.07								2		No		
Patriot Textiles, Inc.	#1	23	10/6/2015	No	G		150	No		0.005	0.17			0.09								6		No		
Pawtucket Lion Pizza, Inc.	#1	85	12/9/2015	No	G			No														16		No		
Pawtucket Lion Pizza, Inc.	#1	85	6/12/2015	No	G			No														23		No		
PMG Inc.	#1	85	3/5/2015	No	G			No														3.2		No		
PMG Inc.	#1	85	8/18/2015	No	G			No														3.7		No		
PMG Inc.	#2	85	3/5/2015	No	G			No														2		No		
PMG Inc.	#2	85	8/18/2015	No	G			No														1		No		
Poly/Sperse, Corp.	#1	22	10/1/2015	No	C	390		No		0.05	0.02			0.01										No		
Poly/Sperse, Corp.	#1	22	4/1/2015	No	C	675		No		0.05	0.29			0.01										No		
Precision Harley - Davidson, Inc.	#1	97	10/24/2015	No	G			No														28		No		
Precision Harley - Davidson, Inc.	#1	97	4/8/2015	No	G			No														8.1		No		
Printmakers, Inc.	#1	93	4/6/2015	No	G	36		No									0.31							PH = 6.69	No	
Printmakers, Inc.	#1	93	10/23/2015	No	G	96		No									0.01								PH = 7.12	No
Rand Whitney Southeast Container, LLC	#1	24	4/28/2015	No	G		150	No		0.099	0.45			0.6								5		No		
Rand Whitney Southeast Container, LLC	#1	24	1/29/2015	No	G		150	No		0.007	0.02			0.1								42		No		
Rand Whitney Southeast Container, LLC	#1	24	10/7/2015	No	G		100	No		0.025	1.17			0.1								15		No		
Rand Whitney Southeast Container, LLC	#1	24	10/5/2015	No	G		100	No						0.78										No		
Rand Whitney Southeast Container, LLC	#1	24	9/29/2015	No	G		100	No						1.52										No		
Rand Whitney Southeast Container, LLC	#1	24	9/22/2015	No	G		100	No						0.97										No		
Rand Whitney Southeast Container, LLC	#1	24	9/15/2015	No	G		100	No						0.36										No		
Rand Whitney Southeast Container, LLC	#1	24	9/11/2015	No	G		100	No		0.122	0.1			3.25								13		Yes		
Rhode Island Textile Company	#1	23	4/20/2015	No	G			No		0.05	0.04	0.05		0.05			2	1				1		No		
Rhode Island Textile Company	#1	23	10/20/2015	No	G			No		0.05	0.23	0.05		0.06								1		No		
Ribatejo Fish Market	#1	82	1/26/2015	No	G			No														14.9		No		
Ribatejo Fish Market	#1	82	8/3/2015	No	G			No														11.3		No		
RIDCO Casting Co.	#1	21	4/28/2015	No	G		1400	No	0.004		0.02	0.005		0.02										No		
Russell S. Chin, DDS, Ltd.	#1	94	10/13/2015	No	G			No									0.01							No		
Schofield Printing, Inc.	#1	99	7/20/2015	No	G			No	0.02	0.05	0.25													No		
Schofield Printing, Inc.	#1	99	1/13/2015	No	G			No	0.02	0.05	0.31													No		
Seven Stars Bakery - Pawtucket	#1	81	6/29/2015	No	G			No														11		No		
Seven Stars Bakery - Pawtucket	#1	81	1/16/2015	No	G			No														59		No		

**Bucklin Point  
Non-Significant User  
Compliance Monitoring Results - 2015**

Company	Sample Location	Category	Sample Date	NBC Sample	Type	Flow	Volume	CDF	Cd	Cr	Cu	Pb	Ni	Zn	Cn	Ag	BOD	TSS	TTO	Total O&G	Other Parameters	Violation	
Sewrite Embroidery	#1	99	10/26/2015	No	G			No		0.005	0.1			0.04								No	
Sewrite Embroidery	#1	99	4/30/2015	No	G			No		0.005	0.09			0.11									No
Shaydan Inc.	#1	85	10/12/2015	No	G			No													20		No
Shaydan Inc.	#1	85	1/7/2015	No	G			No													60		No
Shaydan Inc.	#1	85	4/15/2015	No	G			No													43		No
Simmering Soup Kitchen, LLC	#1	81	7/15/2015	No	G			No									26	2			1.5		No
Spirit Recognition	#1	99	10/27/2015	No	G			No		0.05	0.64			0.52									No
Spirit Recognition	#1	99	4/30/2015	No	G			No		0.05	0.42			0.54									No
Stop & Shop Supermarket #704	#1	82	3/16/2015	No	G			No													50		No
Stop & Shop Supermarket #704	#1	82	9/8/2015	No	G			No													140		Yes
Stop & Shop Supermarket #704	#1	82	10/14/2015	No	G			No													76		No
Stop & Shop Supermarket #704	#1	82	10/20/2015	No	G			No													70		No
Stop & Shop Supermarket #704	#1	82	9/29/2015	No	G			No													150		Yes
Stop & Shop Supermarket #704	#1	82	10/27/2015	No	G			No													67		No
Stop & Shop Supermarket #704	#1	82	9/22/2015	No	G			No													110		No
Stop & Shop Supermarket #704	#1	82	6/8/2015	No	G			No													55		No
Stop & Shop Supermarket #704	#1	82	10/5/2015	No	G			No													110		No
Stop & Shop Supermarket #704	#1	82	12/10/2015	No	G			No													83		No
Stop & Shop Supermarket #710	#1	82	9/8/2015	No	G			No													120		No
Stop & Shop Supermarket #710	#1	82	6/8/2015	No	G			No													49		No
Stop & Shop Supermarket #710	#1	82	3/18/2015	No	G			No													66		No
Stop & Shop Supermarket #710	#1	82	12/10/2015	No	G			No													110		No
Stop & Shop Supermarket #712	#1	82	12/10/2015	No	G			No													63		No
Stop & Shop Supermarket #712	#1	82	6/8/2015	No	G			No													46		No
Stop & Shop Supermarket #712	#1	82	3/16/2015	No	G			No													65		No
Stop & Shop Supermarket #712	#1	82	9/8/2015	No	G			No													45		No
Suburban Contract Cleaning	#1	99	11/20/2015	No	G			No													69.9		No
Suburban Contract Cleaning	#1	99	5/12/2015	No	G			No													8.42		No
Suds Plus Car Wash	#1	97	7/7/2015	No	G			No													11		No
Suds Plus Car Wash	#1	97	10/13/2015	No	G			No													4		No
Sunshine Market	#1	81	7/22/2015	No	G			No													2.8		No
Tastex Corporation	#1	23	11/4/2015	No	G		486	No									130	2			0.5		No
Tastex Corporation	#1	23	4/22/2015	No	G	472		No									210	2.7			4.8		No
Teknor Apex - Mendon	#1	37	7/9/2015	No	G			No													7.6		No
Teknor Apex - Mendon	#1	37	4/3/2015	No	G			No													8.5		No
Teknor Apex - Mendon	#1	37	1/22/2015	No	G			No													4.1		No
Teknor Apex - Mendon	#1	37	10/9/2015	No	G			No													6.1		No
Teknor Apex Co.	#1	27	9/14/2015	No	C		20000	No	0.002	0.025	0.047	0.025	0.025	0.185		0.03					1.2		No
Teknor Apex Co.	#1	27	4/1/2015	No	C	1100		No	0.002	0.025	0.039	0.025		0.922							2.6		No
Teknor Apex Co.	#1	27	8/3/2015	No	C	1500		No	0.002	0.025	0.025	0.025		0.317							1.2		No
Teknor Apex Co.	#1	27	2/23/2015	No	C	1500		No	0.002	0.025	0.042	0.025		0.924							2.6		No
Teknor Apex Co.	#1	27	2/22/2015	No	C	1200		No	0.002	0.025	0.05	0.025		0.819							4.3		No
Teknor Apex Co.	#1	27	2/21/2015	No	C	1000		No	0.002	0.025	0.025	0.025		0.677							3.8		No
Teknor Apex Co.	#1	27	2/20/2015	No	C	1100		No	0.002	0.025	0.04	0.025		0.878							2.4		No
Teknor Apex Co.	#1	27	2/5/2015	No	C	9200		No	0.005	0.05	0.05	0.05		2.27							9.2		Yes
Teknor Apex Co.	#1	27	10/10/2015	No	C	9700		No	0.002	0.025	0.058	0.025		0.562							4.2		No
Teknor Apex Co.	#1	27	6/3/2015	No	C	2700		No	0.002	0.025	0.025	0.025		0.485							1.5		No
Teknor Apex Co.	#1	27	12/8/2015	No	C	1100		No	0.002	0.025	0.027	0.025		0.341							0.5		No
Teknor Apex Co.	#2	27	7/10/2015	No	G		540	No												0.022	0.8		No
Teknor Apex Co.	#2	27	5/12/2015	No	G		150	No												0.027	14		No
Teknor Apex Co.	#2	27	1/29/2015	No	G			No												0.93			No
Teknor Apex Co.	#2	27	1/13/2015	No	G		320	No													2.1		No
Teknor Apex Co.	#2	27	11/11/2015	No	G		1780	No												0.51	90		No
Teknor Apex Co.	#2	27	3/4/2015	No	G		1780	No												0.078	0.9		No
Teknor Apex Co.	#2	27	9/10/2015	No	G		760	No												0.034	3.2		No
Teknor Apex Co.	#3	27	10/1/2015	No	G		300	No												0.017			No

**Bucklin Point**  
**Non-Significant User**  
**Compliance Monitoring Results - 2015**

Company	Sample Location	Category	Sample Date	NBC Sample	Type	Flow	Volume	CDF	Cd	Cr	Cu	Pb	Ni	Zn	Cn	Ag	BOD	TSS	TTO	Total O&G	Other Parameters	Violation	
Teknor Apex Co.	#3	27	4/2/2015	No	G		200	No											0.026			No	
Texcel Industries, Inc.	#1	23	10/9/2015	No	G		80	No	0.004		0.02	0.005		0.02							5		No
Texcel Industries, Inc.	#1	23	4/2/2015	No	G		80	No	0.025		0.1	0.025		0.26							80		No
The Car Store, Inc.	#1	97	4/20/2015	No	G			No													47		No
The Car Store, Inc.	#1	97	10/5/2015	No	G			No													36		No
The Evans Company, Inc.	#1	21	10/2/2015	No	G			No		0.05	0.5		0.04	0.06							6.2		No
The Evans Company, Inc.	#1	21	4/7/2015	No	G			No		0.05	0.2		0.04	0.11							5.2		No
The Evans Company, Inc.	#2	21	10/2/2015	No	G			No		0.05	0.2		0.04	0.13							29.7		No
The Evans Company, Inc.	#2	21	4/8/2015	No	G			No		0.05	0.08		0.04	0.05							12.1		No
The Family Dentist, Inc.	#2	94	7/29/2015	No	G			No									0.07						No
The Family Dentist, Inc.	#2	94	2/27/2015	No	G			No									0.23						No
The Family Dentist, Inc.	#2	94	2/25/2015	No	G			No									0.23						No
The INSCO Group	#1	99	11/24/2015	No	G	675		No			0.02			0.074									No
The INSCO Group	#1	99	10/9/2015	No	G	1165		No	0.014	0.218	1.69	0.101	0.28	1.74		0.02					43		Yes
The INSCO Group	#1	99	11/19/2015	No	G	700		No		0.051				0.119									No
The INSCO Group	#1	99	11/10/2015	No	G	585		No			0.061			0.152									No
The INSCO Group	#1	99	11/3/2015	No	G	620		No			0.01			0.044									No
The INSCO Group	#1	99	4/15/2015	No	G	1120		No	0.01	0.02	0.181	0.02	0.05	0.264		0.01					71		No
The Seabra Group, LLC	#1	82	1/6/2015	No	G			No													123		No
The Seabra Group, LLC	#1	82	6/11/2015	No	G			No													76.4		No
The Seabra Group, LLC	#1	82	9/9/2015	No	G			No													12.7		No
The Seabra Group, LLC	#1	82	12/3/2015	No	G			No													13.2		No
The Seabra Group, LLC	#1	82	3/19/2015	No	G			No													10.2		No
The Seabra Group, LLC	#2	82	1/15/2015	No	G			No													7.5		No
The Seabra Group, LLC	#2	82	6/11/2015	No	G			No													95.4		No
The Seabra Group, LLC	#2	82	9/9/2015	No	G			No													31.3		No
The Seabra Group, LLC	#2	82	12/3/2015	No	G			No													76.4		No
The Seabra Group, LLC	#2	82	3/19/2015	No	G			No													114.1		No
The Seabra Group, LLC	#3	82	3/19/2015	No	G			No													6.6		No
The Seabra Group, LLC	#3	82	9/9/2015	No	G			No													93.3		No
The Seabra Group, LLC	#3	82	2/19/2015	No	G			No													16.3		No
The Seabra Group, LLC	#3	82	2/12/2015	No	G			No													7.6		No
The Seabra Group, LLC	#3	82	2/5/2015	No	G			No													51.4		No
The Seabra Group, LLC	#3	82	1/15/2015	No	G			No													146		Yes
The Seabra Group, LLC	#3	82	6/11/2015	No	G			No													88.6		No
The Seabra Group, LLC	#3	82	12/3/2015	No	G			No													55.7		No
The Seabra Group, LLC	#3	82	1/20/2015	No	G			No													30.1		No
The Stop & Shop Supermarket Co. LLC	#1	82	8/4/2015	No	G			No													170		Yes
The Stop & Shop Supermarket Co. LLC	#1	82	7/30/2015	No	G			No													130		Yes
The Stop & Shop Supermarket Co. LLC	#1	82	7/13/2015	No	G			No													160		Yes
The Stop & Shop Supermarket Co. LLC	#1	82	7/7/2015	No	G			No													72		No
The Stop & Shop Supermarket Co. LLC	#1	82	6/29/2015	No	G			No													73		No
The Stop & Shop Supermarket Co. LLC	#1	82	6/23/2015	No	G			No													100		No
The Stop & Shop Supermarket Co. LLC	#1	82	6/8/2015	No	G			No													160		Yes
The Stop & Shop Supermarket Co. LLC	#1	82	3/16/2015	No	G			No													52		No
The Stop & Shop Supermarket Co. LLC	#1	82	12/10/2015	No	G			No													120		No
The Stop & Shop Supermarket Co. LLC	#1	82	9/15/2015	No	G			No													43		No
The Stop & Shop Supermarket Co. LLC	#1	82	9/15/2015	No	G			No													43		No
The Stop & Shop Supermarket Co. LLC	#1	82	9/29/2015	No	G			No													120		No
The Stop & Shop Supermarket Co. LLC	#1	82	10/5/2015	No	G			No													47		No
The Stop & Shop Supermarket Co. LLC	#1	82	9/22/2015	No	G			No													120		No
The Stop & Shop Supermarket Co. LLC	#1	82	8/11/2015	No	G			No													140		Yes
The Stop & Shop Supermarket Co. LLC	#1	82	8/20/2015	No	G			No													67		No
The Stop & Shop Supermarket Co. LLC	#1	82	6/25/2015	No	G			No													59		No
The Stop & Shop Supermarket Co. LLC	#1	82	8/25/2015	No	G			No													59		No
The Stop & Shop Supermarket Co. LLC	#1	82	9/1/2015	No	G			No													150		Yes

**Bucklin Point  
Non-Significant User  
Compliance Monitoring Results - 2015**

Company	Sample Location	Category	Sample Date	NBC Sample	Type	Flow	Volume	CDF	Cd	Cr	Cu	Pb	Ni	Zn	Cn	Ag	BOD	TSS	TTO	Total O&G	Other Parameters	Violation	
The Stop & Shop Supermarket Co. LLC	#1	82	9/8/2015	No	G			No													130		Yes
University Oral & Maxil. - School Street	#1	94	10/6/2015	No	G			No								0.02							No
University Oral & Maxil. - School Street	#1	94	4/22/2015	No	G			No								0.02							No
Village Press	#1	24	1/26/2015	No	G			No			0.02			0.93									No
Village Press	#1	24	7/23/2015	No	G			No			0.03			0.15									No
Vogue Industries LP	#1	99	10/27/2015	No	G	299		No		0.005	0.47			1.41									No
Walter M. Dzialo, DDS	#1	94	10/27/2015	No	G			No														PH = 0	No
Walter R. Shaghalian D.M.D.	#1	94	5/5/2015	No	G		25	No								0.01							No
Walter R. Shaghalian D.M.D.	#1	94	10/8/2015	No	G		25	No								0.01							No
Water Works Car Wash	#1	97	1/22/2015	No	G			No													4.5		No
Water Works Car Wash	#1	97	7/16/2015	No	G			No													16.5		No
Xelapan Bakery and Convenience	#1	81	6/30/2015	No	G			No													21.6		No
Xelapan Bakery and Convenience	#1	81	1/22/2015	No	G			No													98.2		No
Zaccagnini's Pastry Shoppe	#1	81	10/28/2015	No	G			No													10.1		No
Zaccagnini's Pastry Shoppe	#1	81	4/23/2015	No	G			No													80.6		No

***ATTACHMENT VOLUME II***

***SECTION 7***

***SURVEILLANCE MANHOLE  
MONITORING DATA AND LEGEND***

# ***COMPLIANCE MONITORING LEGEND***

## **Parameter Legend**

Cd = Cadmium

Cr = Chromium

Cu = Copper

Pb = Lead

Ni = Nickel

Ag = Silver

Zn = Zinc

CN = Cyanide

Hg = Mercury

Mo = Molybdenum

As = Arsenic

Sn = Tin

VOC = Volatile Organic Compounds

Se = Selenium

O & G = Oil and Grease

BOD = Biochemical Oxygen Demand

TSS = Total Suspended Solids

TTO = Total Toxic Organics

TRC = Total Residual Chlorine

TKN = Total Kjeldahl Nitrogen

***SURVEILLANCE MANHOLE  
MONITORING DATA  
AND LEGEND***

***FIELD'S POINT***



**Field's Point  
Manhole Legend - 2015**

<b><u>Manhole #</u></b>	<b><u>Description</u></b>	<b><u>City</u></b>
0	Field's Point Influent	Providence
1	Ernest Street Pump Station Wet Well	Providence
01A	Allens Avenue Interceptor	Providence
01B	Ernest Street Pump Station (Ellenfield Street Interceptor)	Providence
01C	Ernest Street Pump Station (Diversion Structure)	Providence
01D	Ernest Street Pump Station (Ellenfield Int/Diversion Structure Combo)	Providence
2	Washington Park Pump Station	Providence
3	Shipyard Street	Providence
04A	D.S. Armbrust International - Chapman Street	Providence
04B	U.S. Armbrust International - Chapman Street	Providence
05A	D.S. 24 Baker Street	Providence
05B	U.S. 24 Baker Street	Providence
06A	Baker Street	Providence
06B	Baker Street	Providence
7	Ellenfield Street	Providence
07A	D.S. 85 Ellenfield Street	Providence
07B	U.S. 85 Ellenfield Street	Providence
08A	D.S. Ira Green - Toronto Street	Providence
08B	U.S. Ira Green - Toronto Street	Providence
09A	D.S. Technodic, U.S. 225 Carolina & 215 Georgia - Georgia Ave.	Providence
09B	U.S. Technodic - Georgia Avenue	Providence
09C	U.S. Technodic - Georgia Avenue	Providence
10A	D.S. 225 Carolina & 215 Georgia - Georgia Avenue	Providence
11A	D.S. Monarch Metal Finishing - Virginia Avenue	Providence
11B	D.S. Monarch Metal Finishing - Toronto Avenue	Providence
11C	U.S. Monarch Metal Finishing - Toronto Avenue	Providence
12A	D.S. Formerly C&C Rhode Island - Virginia Avenue	Providence
12B	U.S. Formerly C&C Rhode Island - Virginia Avenue	Providence
13A	D.S. Mahr Federal	Providence
13B	U.S. Mahr Federal	Providence
14A	D.S. 82 Aldrich Street	Providence
14B	U.S. 82 Aldrich Street	Providence
15A	Hylestead Street	Providence
15B	Hylestead Street	Providence
16A	Blundell Street	Providence
16B	Blundell Street	Providence
17A	D.S. Univar USA - Field's Point Drive	Providence
18A	Spooner Street	Providence
19A	D.S. Eddy Street At Wyatt	Providence
19B	U.S. Eddy Street Between Oxford And Mutual	Providence
20A	D.S. R.E. Sturdy - Seymour Street	Providence
21A	D.S. 60 Seymour Street - Warren Way	Providence
22A	D.S. Northland Environmental - Allens Avenue	Providence
22B	Allens Avenue And Blackstone Street	Providence
22C	U.S. Of Henderson Street On Allens Avenue	Providence
23A	D.S. Ideal Plating - Public Street	Providence
23B	U.S. Ideal Plating - Public Street	Providence

**Field's Point  
Manhole Legend - 2015**

<b><u>Manhole #</u></b>	<b><u>Description</u></b>	<b><u>City</u></b>
24A	D.S. Former Herff Jones - Temple Street	Providence
24B	U.S. Former Herff Jones - Temple Street	Providence
25A	D.S. 908 Eddy Street	Providence
25B	U.S. 908 Eddy Street	Providence
28A	Eddy Street	Providence
28B	Eddy Street	Providence
29A	Willard Avenue	Providence
29B	Willard Avenue	Providence
30A		Providence
30B		Providence
31A	D.S. Formerly Victory Finishing Technology - Eddy Street	Providence
31B	U.S. Formerly Victory Finishing Technology - Globe Street	Providence
31C	U.S. Formerly Victory Finishing Technology - Eddy Street	Providence
32A	D.S. Dominion Energy - Manchester Street	Providence
33A	Pine Street	Providence
33B	Pine Street	Providence
34A	D.S. 157 Clifford Street	Providence
34B	U.S. 157 Clifford Street	Providence
36A	Chestnut Street	Providence
36B	Chestnut Street	Providence
37A	Ship Street	Providence
37B	Ship Street	Providence
38A	Elm Street	Providence
38B	Chestnut Street	Providence
39A	D.S. Former Regal Plating - Chestnut Street	Providence
39B	U.S. Former Regal Plating - South Street	Providence
40A	South Street	Providence
40B	South Street	Providence
41A	Parsonage Street	Providence
42A	D.S. 45 Borden Street - Crary Street	Providence
42B	U.S. 45 Borden Street - Crary Street	Providence
43A	D.S. Former Esposito Jewelry - Dupont Dr.	Providence
43B	U.S. Former Esposito Jewelry - Dupont Dr.	Providence
44A	D.S. Former T. Sardelli - Dupont Dr.	Providence
44B	U.S. Former T. Sardelli - Dupont Dr.	Providence
45A	D.S. C&J Jewelry - Dupont Dr.	Providence
45B	U.S. C&J Jewelry - Dupont Dr.	Providence
46A	D.S. 88 Niantic Avenue - Dupont Dr.	Providence
47A	D.S. Former Park Lane / Colibri - Niantic Ave.	Providence
47B	U.S. Former Park Lane / Colibri - Niantic Ave.	Providence
48A	D.S. Uncas Manufacturing/Alloy Holdings - Niantic Ave.	Providence
48B	U.S. Uncas Manufacturing/Alloy Holdings - Niantic Ave.	Providence
49A	Salem St.	Providence
49B	Salem St.	Providence
50A	D.S. Industrial Park (Dupont Dr. & Niantic Ave.) Burrington St.	Providence
50B	D.S. Former Esposito and Sardelli - Dupont Drive	Providence
50C	D.S. C & J and Park Lane/Colibri - Dupont Drive	Providence

**Field's Point  
Manhole Legend - 2015**

<b><u>Manhole #</u></b>	<b><u>Description</u></b>	<b><u>City</u></b>
51	D.S. Everybody On PR5 Except Ind. Park - Huntington St.	Providence
52A	D.S. New England Ind. - Melrose St.	Providence
52B	U.S. New England Ind. - Potters Ave.	Providence
53A	D.S. Surface Coatings - Plymouth St.	Providence
53B	U.S. Surface Coatings - Plymouth St.	Providence
54A	Cranston St.	Providence
54B	Cranston St.	Providence
55A	Bellevue Ave.	Providence
55B	Bellevue Ave.	Providence
56A	D.S. Spencer Plating, U.S D&D Chrome - Dexter St.	Providence
56B	U.S. Spencer Plating - Dexter St.	Providence
56C	Dexter St.	Providence
57A	D.S. 43 Bucklin St.	Providence
57B	U.S. 43 Bucklin St.	Providence
58A	D.S. Allied Business Forms - Bucklin St.	Providence
58B	U.S. Allied Business Forms - Bucklin St.	Providence
59A	D.S. Pilgrim Screw - Dexter St.	Providence
59B	U.S. Pilgrim Screw - Dexter St.	Providence
59C	Dexter St.	Providence
60A	D.S. 56 Sprague St.	Providence
60B	U.S. 56 Sprague St.	Providence
61A	D.S. Klitzner Industries - Westfield St.	Providence
61B	U.S. Klitzner Industries - Westfield St.	Providence
62A	D.S. Prov. Journal (Fountain St) - Fountain St.	Providence
62B	U.S. Prov. Journal (Fountain St) - Fountain St.	Providence
63A	D.S. Prov. Journal ( Prod. Facility ) - Kinsley Ave.	Providence
63B	U.S. Prov. Journal (Prod. Facility ) - Kinsley Ave.	Providence
64A	D.S. 30 Desoto St.	Providence
65A	D.S. International Chromium Plating - Addison Place	Providence
65B	U.S. International Chromium Plating - Addison Place	Providence
66A	Erickson Place	Providence
68A	D.S. 335 Valley St.	Providence
68B	U.S. 335 Valley St.	Providence
69A	D.S. Monarch Metal - Aurora St.	Providence
69B	U.S. Monarch Metal - Aurora St.	Providence
69C		Providence
69D		Providence
70A	D.S. A&F Plating & Universal Plating - River Ave.	Providence
70B	U.S. A&F Plating & Universal Plating - River Ave.	Providence
70C	U.S. Universal Plating, D.S. A&F Plating - River Avenue	Providence
71A	D.S. 555 Valley - Hemlock St.	Providence
71B	U.S. 555 Valley - Hemlock St.	Providence
72A	Drive Way Of 350 Kinsley Ave. Mill Complex	Providence
72B	Kinsley Ave.	Providence
73A	D.S. U.S. Former General Plating - Harris Ave.	Providence
73B	U.S. 586 Atwells Ave - Harris Ave.	Providence
73C	D.S. Former General Plating - Harris Ave.	Providence

**Field's Point  
Manhole Legend - 2015**

<b><u>Manhole #</u></b>	<b><u>Description</u></b>	<b><u>City</u></b>
74A	Curtis St.	Providence
75A	U.S. Umicore - Sims St.	Providence
75B	D.S. Umicore, U.S. Oster Alloys & Callico Metals - Sims St.	Providence
75C	D.S. Oster Alloys & Callico Metals, U.S. 498 Kinsley. - Sims St.	Providence
75D	D.S. 498 Kinsley - Sims St.	Providence
76A	Olneyville Drainage District - Valley St.	Providence
77A	D.S. Atlantic Mills Complex - Manton Ave.	Providence
77B	U.S. Atlantic Mills Complex - Manton Ave.	Providence
78A	Delaine Street	Providence
79A	D.S. Genesis Marketing Group - Agnes St.	Providence
79B	U.S. Genesis Marketing Group - Magnolia St.	Providence
79C	U.S. D & L Sales	Providence
79D	D.S. D & L Sales	Providence
80A	D.S. Apex Plating - Hartford Ave.	Providence
80B	U.S. Apex Plating - Hartford Ave.	Providence
81A	D.S. Contract Specialities - Hartford Ave.	Providence
81B	U.S. Contract Specialities - Hartford Ave.	Providence
82A	King Phillip St.	Providence
82B	King Phillip St.	Providence
83A	D.S. 50 Valley St.	Providence
83B	U.S. 50 Valley St.	Providence
84A	D.S. 415 Valley St.	Providence
84B	U.S. 415 Valley St.	Providence
85A	Spruce Street	Providence
85B	Spruce Street	Providence
86A	D.S. 219 West Park St.	Providence
86B	U.S. 219 West Park St.	Providence
87A	D.S. 69 Bath St.	Providence
87B	U.S. 69 Bath St.	Providence
88A	West River St.	Providence
88B	West River St.	Providence
89A	D.S. Home Depot Charles St.	Providence
89B	U.S. Home Depot- Charles St.	Providence
90A	D.S. Drew Easton Company - Whipple St.	Providence
90B	U.S. Drew Easton Company - Whipple St.	Providence
91A	D.S. Fashion Accents - Nashua St.	Providence
91B	U.S. Fashion Accents - Nashua St.	Providence
92A	D.S. Eastern Color & Chemical - Livingston St.	Providence
92B	U.S. Eastern Color & Chemical - Livingston St.	Providence
93A	D.S. GCI - Touro St.	Providence
93B	U.S. GCI - Touro St.	Providence
94A	D.S. JRB Associates - Silver Spring St.	Providence
94B	U.S. JRB Associates - Silver Spring St.	Providence
94C	D.S. JRB Associates And Royal Little Drive- Silver Spring St.	Providence
95A	Branch Ave.	Providence
95B	Branch Ave.	Providence
96A	D.S. 812 Charles St.	Providence

**Field's Point  
Manhole Legend - 2015**

<b><u>Manhole #</u></b>	<b><u>Description</u></b>	<b><u>City</u></b>
96B	U.S. 812 Charles St.	Providence
97A	D.S. H&M industries - Douglas Ave.	Providence
97B	U.S. H&M industries - Douglas Ave.	Providence
98A	D.S. Electrolizing - Houghton Street	Providence
100A	D.S. International Etching - Ninigret Ave.	Providence
100B	U.S. International Etching - Ninigret Ave.	Providence
101A	D.S. EBA Inc., dba Kadak Jewelry - Meadow St.	Providence
101B	U.S. EBA Inc., dba Kadak Jewelry - Meadow St.	Providence
102A	D.S. 409 Pine Street - Pine St.	Providence
102B	U.S. 409 Pine Street - Pine St.	Providence
103	India Street Siphon	Providence
103A	India Street At South Water St.	Providence
104A	Valley Street At Amhearst	Providence
105A	D.S. Atamian - Silver Spring St.	Providence
106A	D.S. Sage Mfg. - Dexter St.	Providence
106B	U.S. Sage Mfg, D.S. D&D Chrome. - Dexter St.	Providence
107A	D.S. 15 Clarkson St.	Providence
107B	U.S. 15 Clarkson St.	Providence
108A	Washington St. Near Knight	Providence
109A	D.S. Mutual Metals - Corliss Street	Providence
109B	U.S. Mutaul Metals - Corliss Street	Providence
170A	D.S. 70 Royal Little Drive	Providence
170B	U.S. 70 Royal Little Drive	Providence
175A	D.S. RIPTA - Melrose Street	Providence
175B	U.S. RIPTA - Melrose Street	Providence
180A	D.S. Style Accessories - Acorn Street	Providence
180B	U.S. Style Accessories - Acorn Street	Providence
190	U.S. Manton Meter (Providence / Johnston Line)	Providence
193A	D.S. J.C. Gorham	Providence
193B	U.S. J.C. Gorham	Providence
200	South of Pumping Location @ Canada Pond	Providence
181A	D.S. International Insignia - Carolina Avenue	Providence
181B	U.S. International Insignia - Carolina Avenue	Providence
194	India Point Siphon	Providence
195	Davis Park	Providence
196	Branch Avenue at Silver Spring under Bridge	Providence
197	Dorrance and Dyer on Sidewalk	Providence
200	US Redwing St - West Side of Tracks	Providence
201	South of Reservoir - West Side of Tracks	Providence
500	Plainfield Street at Gifford Street	Providence
501	Plainfield Street before Webster	Providence
502	Duneford and Plainfield Street	Providence
503	Webster and plainfield	Providence
202A	DS Kirks Folly on Chapman St,	Providence
202B	US Kirks Folly on chapman st.	Providence
203A	DS Crisloid	Providence
203B	US Crisloid	Providence

**Field's Point  
Manhole Legend - 2015**

<b><u>Manhole #</u></b>	<b><u>Description</u></b>	<b><u>City</u></b>
204A	DS Metallurgical Solutions	Providence
204B	US Metallurgical Solutions	Providence
110A	D.S. 178 George Waterman Ave.	Johnston
110B	U.S. 178 George Waterman Ave.	Johnston
111A	D.S. G. Tanury - Railroad Ave.	Johnston
111B	U.S. G. Tanury - Railroad Ave.	Johnston
112A	D.S. 2 Putnam Avenue - Railroad Ave.-	Johnston
112B	U.S. 2 Putnam Avenue - Putnam Pike	Johnston
113A	D.S. 1 Goldsmith Street	Johnston
114A	D.S. 770 Hartford Ave.	Johnston
114B	U.S. 770 Hartford Ave.	Johnston
115A	D.S. 7 Victory Avenue - Oakdale Ave.	Johnston
116A	D.S. E & M Enterprises Ltd. - Dyerville Ave.	Johnston
116B	U.S. E & M Enterprises Ltd. - Dyerville Ave.	Johnston
117A	D.S. Alviti Tool & Die - Dyerville Ave.	Johnston
117B	U.S. Alviti Tool & Die - Hedley St.	Johnston
118A	D.S. 1284 Plainfield St.	Johnston
118B	U.S. 1284 Plainfield St.	Johnston
119A	D.S. Designs International - Hartford Ave.	Johnston
119B	U.S. Designs International - Hartford Ave.	Johnston
120	Plainfield Street, Johnston between School and Willow Street	Johnston
120A	D.S. 1309 Plainfield St.	Johnston
120B	U.S. 1309 Plainfield St.	Johnston
122A	D.S. Eastern Screw, U.S. Unique Plating - Mill St.	Johnston
122B	D.S. Unique Plating, U.S. AG&G - Mill St	Johnston
122C	D.S. AG&G, Unique & Eastern Screw - Mill St.	Johnston
123A	D.S. Difruscia - Starr St.	Johnston
123B	U.S. Difruscia Plating - Starr St.	Johnston
124A	D.S. Tri-Jay - Industrial Lane	Johnston
124B	U.S. Tri-Jay - Industrial Lane	Johnston
125A	D.S. Tri-Jay - Industrial Lane Pump Station	Johnston
126A	Plainfield Street At Pocassett Street	Johnston
127A	D.S. ToolCraft/Rumart - Hartford Avenue	Johnston
127B	U.S. ToolCraft/RuMart D.S. KB Surfaces - Hartford Avenue	Johnston
127C	U.S. KB Surfaces - Hartford Avenue	Johnston
130A	DS Prince Enameling - Alcazar Avenue	Johnston
130B	US Prince Enameling - Borden and Alcazar Avenue	Johnston
150A	D.S. Induplate, Evans Plating - Steere St.	North Providence
151A	D.S. Induplate - Waterman Avenue at Woodcliffe	North Providence
151B	U.S. Induplate - Waterman Avenue at Sawin	North Providence
151C	U.S. Induplate - Greystone Avenue	North Providence
153A	D.S. DFI-EP, LLC - North Prov. - Waterman Ave.	North Providence
153B	U.S. DFI-EP, LLC - North Prov. - Waterman Ave.	North Providence
154A	D.S. 12 Humbert St.	North Providence
154B	U.S. 12 Humbert St.	North Providence
155A	Charles Street	North Providence
155B	Charles Street	North Providence

**Field's Point  
Manhole Legend - 2015**

<b><u>Manhole #</u></b>	<b><u>Description</u></b>	<b><u>City</u></b>
156A	D.S. A. Harrison - Hurdis Street	North Providence
156B	U.S. A. Harrison - Hurdis Street	North Providence
157A	Douglas Avenue	North Providence
157B	Douglas Avenue	North Providence
158A	D.S. 184 Woonasquatucket Ave.	North Providence
158B	U.S. 184 Woonasquatucket Ave.	North Providence
159A	D.S. 1700 Smith Street	North Providence
159B	U.S. 1700 Smith Street	North Providence
161A	D.S. 2 Tag Drive - Tag Drive	North Providence
161B	U.S. 2 Tag Drive - Tag Drive	North Providence
165	639 Smithfield Road	North Providence
166	7 Joyce Street	North Providence
250A	Catch Basin In Parking Lot Of 1825 Mineral Spring Ave.	North Providence
250B	Catch Basin At Corner Of Mineral Spring Ave. & Hawthorne St.	North Providence
167	D.S. Annex Plating - Warren Avenue	North Providence

<u>Manhole #</u>	<u>Field's Point Sanitary Manholes</u>	<u>City</u>
S01	Regent Avenue at Huron	Providence
S02	Pearl Street	Providence
S03	New York Avenue	Providence
S04	Academy Avenue	North Providence
S05	Farm Street	Providence
S06	Pleasant Valley Parkway & River Avenue	Providence
S07	Linton Street	Providence
S08	Borden Avenue	Providence
S09	Governor Street	Providence
S10	River Road	Johnston
S11	Roanike Street	Providence
S12	Belmont Street	Providence
S13	Gruptone Street	Providence
S14	Teakwood Drvie	Providence
S15	Wood Street	North Providence
S16	Chapin Street	Johnston
S17	Ohio Avenue	Providence
S18	Mark Drive at Gillen Avenue	Providence
S19	California Avenue	Providence
S20	Gillen Avenue	North Providence
S21	South Larchmont	Providence
S22	791 Meadow Street DS Gillen Avenue at #42	North Providence
S23	792 Meadow Street at Gillen Avenue	North Providence
S24	180 Indiana Avenue	North Providence
S25	Melrose at Sumter	North Providence
S26	167 Vermont Avenue	Providence
S27	Manchester at Farm Road	Providence
S28	Ambrose Street	Providence
S29	Florence Street	North Providence
S30	Vermont Avenue	North Providence
S31	Gillen Avenue at Ambrose	North Providence
S32	Gillen Avenue at Florence	Providence
S33	Ellery Street	North Providence
S34	Oak Street	North Providence
S35	India at South Main Street	Providence
S36	Brook at India	Providence
S37	Whittier	Providence
S38	Webb Street	Providence
S39	Gillen Avenue at Lincoln	Providence
S40	Ambrose Street at Borah	Providence
S41	Bellevue Avenue	North Providence
S42	Ford Street	North Providence
S43	Washington Avenue	Providence



**Field's Point  
Manhole Data - 2015**

Manhole #	Date	Cd	Cr	Cu	Pb	Ni	Ag	Zn	CN	pH	O & G	TTO	Comments
F04A	1/8/2015	0.015	0.075	0.088	0.075	0.121	0.029	0.131	0.013	8.2			
F04A	10/8/2015	0.015	0.075	0.313	0.075	0.147	0.146	0.238	0.032	8.8			
F04B	1/8/2015	0.015	0.075	0.056	0.075	0.050	0.025	0.071	0.004	8.3			
F07	7/2/2015	0.015	0.075	0.547	0.075	0.472	0.025	0.346	0.031	7.3			
F07	12/30/2015	0.015	0.008	0.127	0.075	0.666	0.025	0.358	0.017	7.3			
F08A	4/9/2015	0.015	0.075	0.059	0.075	0.050	0.025	0.060	0.004	7.4			
F08A	10/8/2015	0.015	0.075	0.066	0.075	0.128	0.025	0.329	0.015	8.1			
F08A	11/24/2015	0.015	0.075	5.250	0.075	0.238	0.025	1.220	0.020	8.3			
F08B	4/9/2015	0.015	0.075	0.045	0.075	0.050	0.025	0.111	0.004	7.3			
F08B	10/8/2015	0.015	0.075	0.359	0.075	1.130	0.025	0.139	0.012	7.7			
F08B	11/24/2015	0.015	0.075	0.023	0.075	0.050	0.025	0.093	0.004	8.5			
F09A	1/8/2015	0.015	0.248	0.116	0.075	0.050	0.025	0.309	0.019	8.4			
F09A	5/14/2015	0.015	0.075	0.272	0.075	1.300	0.025	0.122	0.014	7.4			
F09A	8/20/2015	0.015	0.590	0.275	0.075	0.050	0.025	0.527	0.014	8.1			
F09A	11/24/2015	0.015	0.189	0.124	0.075	0.050	0.025	0.400	0.010	7.5			
F09B	1/8/2015	0.015	0.075	0.437	0.075	0.050	0.025	1.380	0.004	8.3			
F09B	8/20/2015	0.015	0.075	0.549	0.075	0.050	0.025	1.360	0.006	7.4			
F09B	11/24/2015	0.015	0.075	0.060	0.075	0.050	0.025	0.198	0.004	7.6			
F09C	1/8/2015	0.015	0.075	0.073	0.075	0.050	0.025	0.122	0.004	8.7			
F09C	5/16/2015												No Sample
F09C	8/20/2015	0.015	0.075	0.185	0.075	0.050	0.025	0.182	0.006	7.7			
F09C	11/24/2015	0.015	0.075	0.038	0.075	0.050	0.025	0.074	0.004	8.2			
F100A	2/5/2015	0.015	0.075	0.066	0.075	0.050	0.025	0.103	0.004	7.7			
F100A	8/6/2015	0.015	0.075	0.064	0.075	0.050	0.025	0.181	0.006	6.9			
F100B	2/4/2015												No Flow
F100B	8/5/2015												No Sample
F10A	11/5/2015	0.015	0.765	0.125	0.075	0.050	0.025	0.226	0.021	8.1			
F111A	4/30/2015	0.015	0.075	1.230	0.075	0.969	0.025	0.263	0.027	7.2			
F111A	12/17/2015	0.015	0.075	1.650	0.549	7.560	0.031	0.114	1.060	10.0			
F111B	4/30/2015	0.015	0.075	0.020	0.075	0.050	0.025	0.060	0.004	7.1			
F111B	12/17/2015	0.015	0.075	0.020	0.075	0.050	0.025	0.060	0.004	7.5			
F116A	4/30/2015	0.015	0.075	0.100	0.075	0.159	0.025	0.090	0.057	6.9			
F116A	8/27/2015	0.015	0.075	0.219	0.075	0.050	0.025	0.169	0.014	6.7			
F116B	4/30/2015	0.015	0.075	0.069	0.075	0.050	0.025	0.185	0.029	7.4			
F116B	8/27/2015	0.015	0.075	0.041	0.075	0.050	0.025	0.119	0.004	7.0			
F11A	1/8/2015	0.015	0.075	0.220	0.075	0.220	0.123	0.234	0.134	8.3			
F11A	11/5/2015	0.015	0.075	8.260	0.075	0.411	0.025	2.180	0.055	7.1			
F11A	11/24/2015	0.015	0.075	1.820	0.075	1.040	0.025	0.373	0.684	8.1			
F11B	11/24/2015	0.015	0.075	0.327	0.075	0.050	0.025	0.262	0.004	8.9			
F11C	11/24/2015	0.015	0.075	0.614	0.075	0.050	0.025	0.415	0.004	8.9			
F120	7/2/2015	0.015	0.075	0.040	0.075	0.051	0.025	0.162	0.013	7.9			

**Field's Point  
Manhole Data - 2015**

Manhole #	Date	Cd	Cr	Cu	Pb	Ni	Ag	Zn	CN	pH	O & G	TTO	Comments
F120	12/30/2015	0.015	0.075	0.030	0.075	0.060	0.025	0.085	0.011	7.3			
F122A	1/22/2015	0.015	0.075	0.060	0.075	0.050	0.025	0.117	0.004	8.2			
F122A	6/11/2015	0.015	0.075	0.038	0.075	0.050	0.025	0.119	0.007	7.2			
F122B	1/22/2015	0.015	0.075	0.163	0.075	0.087	0.025	0.067	0.034	8.0			
F122B	6/11/2015	0.015	0.075	0.113	0.075	0.144	0.025	0.060	0.163	7.7			
F122C	6/11/2015	0.015	0.075	0.066	0.075	0.050	0.050	0.135	0.011	5.7			
F123A	1/22/2015	0.015	0.127	0.098	0.075	0.929	0.025	0.151	0.005	7.9			
F123A	6/11/2015	0.015	0.075	0.020	0.075	0.050	0.025	0.091	0.006	6.6			
F123B	1/22/2015	0.015	0.075	0.026	0.075	0.050	0.025	0.132	0.004	8.2			
F123B	6/11/2015	0.015	0.427	0.146	0.075	1.070	0.025	0.146	0.005	8.5			
F124A	8/27/2015	0.015	0.075	0.950	0.075	0.146	1.040	0.453	0.059	7.1			
F124B	8/27/2015	0.015	0.075	0.020	0.075	0.050	0.025	0.105	0.006	6.8			
F124B	11/5/2015	0.015	0.075	0.020	0.075	0.050	0.025	0.099	0.004	6.1			
F125A	7/2/2015	0.015	0.075	0.256	0.075	0.050	0.025	0.163	0.067	7.0			
F125A	11/5/2015	0.015	0.075	0.716	0.075	0.308	0.181	0.364	0.018	6.6			
F125A	12/30/2015	0.015	0.075	0.309	0.075	0.134	0.025	0.144	0.013	7.5			
F127A	3/12/2015	0.015	0.075	0.025	0.075	0.050	0.025	0.093	0.005	6.9			
F127A	10/22/2015	0.015	0.075	0.046	0.075	0.050	0.025	0.173	0.004	6.8			
F127B	3/12/2015	0.015	0.075	0.020	0.075	0.050	0.025	0.060	0.004	7.2			
F127B	10/22/2015	0.015	0.075	0.024	0.008	0.050	0.025	0.096	0.004	7.0			
F13A	4/9/2015	0.015	0.075	0.057	0.075	0.050	0.025	0.216	0.006	6.9			
F13A	10/22/2015	0.015	0.075	0.037	0.075	0.050	0.025	0.134	0.004	7.0			
F13B	4/9/2015	0.015	0.075	0.037	0.075	0.050	0.025	0.164	0.009	7.0			
F13B	10/22/2015	0.015	0.075	0.046	0.075	0.050	0.025	0.198	0.004	6.7			
F150A	3/26/2015	0.015	0.279	0.393	0.075	0.529	0.025	1.100	0.023	7.0			
F151A	3/26/2015	0.015	0.306	0.068	0.075	0.075	0.025	0.897	0.005	7.5			
F151A	12/17/2015	0.015	0.205	0.030	0.075	0.385	0.025	0.400	0.027	7.3			
F151B	3/26/2015	0.015	0.075	0.020	0.075	0.050	0.025	0.060	0.004	7.0			
F151B	12/17/2015	0.015	0.075	0.021	0.075	0.050	0.025	0.080	0.006	7.0			
F153A	12/17/2015	0.015	0.453	0.143	0.075	0.340	0.025	2.270	0.013	7.3			
F153B	3/26/2015	0.015	1.060	0.072	0.075	0.480	0.025	3.770	0.005	7.0			area upstream investigated unpermitted auto body shop found
F153B	12/17/2015	0.015	2.260	0.474	0.075	1.010	0.025	10.200	0.027	7.4			
F156A	3/12/2015	0.015	0.075	0.095	0.075	0.050	0.025	0.621	0.004	7.5			
F156A	9/17/2015	0.015	0.075	0.020	0.075	0.050	0.025	0.161	0.008	7.3			
F156B	3/12/2015	0.015	0.075	0.030	0.075	0.050	0.025	0.106	0.007	8.4			
F156B	9/17/2015	0.015	0.075	0.020	0.075	0.050	0.025	0.082	0.004	7.8			
F167	3/12/2015	0.015	0.075	0.099	0.075	0.050	0.025	0.459	0.013	7.8			
F167	9/3/2015	0.015	0.075	0.174	0.082	0.050	0.025	0.337	0.004	6.6			
F181A	4/9/2015	0.015	0.075	0.316	0.075	0.223	0.025	0.249	0.004	7.4			

**Field's Point  
Manhole Data - 2015**

Manhole #	Date	Cd	Cr	Cu	Pb	Ni	Ag	Zn	CN	pH	O & G	TTO	Comments
F181A	10/8/2015	0.015	0.075	0.064	0.075	0.050	0.025	0.298	0.004	7.0			
F181A	12/10/2015	0.015	0.075	0.020	0.075	0.050	0.025	0.060	0.007	7.0			
F181B	4/8/2015												No Sample
F204A	7/23/2015	0.015	0.075	0.053	0.075	0.050	0.025	0.250	0.004	7.7			
F204A	10/22/2015	0.015	0.187	0.352	0.075	0.214	0.025	4.780	0.011	7.6			
F204B	7/22/2015												No Sample
F204B	10/22/2015	0.015	0.075	0.106	0.075	0.050	0.303	1.540	0.010	7.0			
F20A	5/14/2015	0.015	0.075	0.801	0.075	0.620	0.243	0.172	0.052	7.6			
F20A	7/16/2015	0.015	0.075	0.587	0.075	0.249	0.723	0.259	0.013	7.6			
F20A	11/10/2015	0.015	0.075	1.260	0.075	0.539	0.188	0.181	0.263	7.0			
F20A	12/10/2015	0.015	0.075	0.358	0.075	1.330	0.025	0.275	10.300	6.4			
F23A	2/5/2015	0.015	0.075	0.184	0.075	0.212	0.025	0.111	0.104	7.3			
F23A	8/27/2015	0.015	0.095	0.610	0.075	0.059	0.025	0.253	0.037	6.9			
F23A	11/10/2015	0.022	0.104	0.944	0.077	0.625	0.025	0.310	0.464	8.2			
F23B	2/5/2015	0.015	0.075	0.056	0.075	0.050	0.025	0.286	0.024	8.0			
F23B	8/27/2015	0.015	0.075	0.043	0.075	0.050	0.025	0.284	0.004	8.3			
F23B	11/10/2015	0.015	0.075	0.027	0.075	0.050	0.025	0.206	0.004	7.5			
F44A	7/2/2015	0.015	0.075	0.185	0.075	0.050	0.053	0.386	0.005	6.9			
F44A	12/30/2015	0.015	0.075	0.076	0.075	0.050	0.025	0.212	0.004	7.1			
F45A	4/30/2015	0.015	0.075	0.031	0.075	0.050	0.025	0.061	0.004	7.1			
F45A	7/2/2015	0.015	0.075	0.021	0.075	0.050	0.025	0.060	0.004	7.1			
F45A	9/24/2015	0.015	0.075	0.051	0.075	0.050	0.037	0.065	0.004	7.3			
F45A	12/30/2015	0.015	0.075	0.042	0.075	0.050	0.027	0.239	0.008	7.2			
F45B	4/30/2015	0.015	0.075	0.039	0.075	0.050	0.031	0.079	0.004	7.0			
F45B	9/24/2015	0.015	0.075	0.031	0.075	0.050	0.025	0.060	0.006	7.9			
F48A	5/21/2015	0.015	0.075	0.020	0.075	0.050	0.025	0.060	0.055	7.3			
F48B	5/20/2015												No Sample
F51	7/2/2015	0.015	0.075	0.020	0.075	0.050	0.025	0.073	0.004	7.1			
F51	12/30/2015	0.015	0.075	0.048	0.075	0.050	0.025	0.137	0.017	7.2			
F53A	2/5/2015	0.015	0.246	0.197	0.075	0.435	0.025	0.413	0.011	7.2			
F53A	8/6/2015	0.015	0.075	0.077	0.075	0.148	0.025	0.200	0.004	7.2			
F53A	11/10/2015	0.015	0.094	0.373	0.075	0.657	0.025	0.525	0.222	7.5			
F53B	2/5/2015	0.015	0.075	0.020	0.075	0.050	0.025	0.157	0.008	7.9			
F53B	8/6/2015	0.015	0.075	0.020	0.075	0.050	0.025	0.060	0.004	7.2			
F53B	11/10/2015	0.015	0.075	0.021	0.075	0.050	0.025	0.219	0.004	7.1			
F59A	5/21/2015	0.015	0.075	0.027	0.075	0.050	0.025	0.157	0.006	7.6			
F59A	11/5/2015	0.015	0.075	0.033	0.075	0.050	0.025	0.195	0.004	6.7			
F59B	5/21/2015	0.015	0.075	0.033	0.075	0.050	0.025	0.189	0.006	6.8			
F59B	11/5/2015	0.015	0.075	0.020	0.075	0.050	0.025	0.108	0.004	6.8			
F60A	1/22/2015	0.015	0.075	0.089	0.075	0.053	0.025	0.060		7.9			
F60B	1/22/2015	0.015	0.075	0.023	0.075	0.050	0.025	0.140	0.004	7.7			

**Field's Point  
Manhole Data - 2015**

Manhole #	Date	Cd	Cr	Cu	Pb	Ni	Ag	Zn	CN	pH	O & G	TTO	Comments
F65A	3/26/2015	0.015	0.111	0.045	0.075	0.092	0.025	0.159	0.006	7.2			
F65A	11/10/2015	0.015	0.274	0.059	0.075	0.114	0.025	0.075	0.004	7.0			
F65B	3/26/2015	0.030	1.140	0.142	0.075	0.261	0.025	0.252	0.015	7.5			
F69A	2/26/2015	0.015	0.075	1.140	0.075	0.102	0.025	0.458	0.132	7.6			
F69A	9/3/2015	0.015	0.075	0.321	0.075	0.050	0.025	0.441	0.029	7.1			
F69B	2/26/2015	0.015	0.075	1.110	0.075	0.078	0.025	0.259	0.119	7.4			
F69B	9/3/2015	0.015	0.075	0.123	0.075	0.050	0.025	0.067	0.011	7.5			
F70A	5/14/2015	0.015	0.075	5.690	0.128	17.300	0.025	0.626	33.000	7.5			Both Companies inspected NOVs issued
F70A	5/21/2015	0.016	0.211	8.100	0.647	21.700	0.233	2.860	9.340	7.9			
F70A	5/23/2015	0.016	0.136	2.940	0.197	7.720	0.788	1.910	6.070	6.6			
F70A	5/28/2015	0.015	0.075	0.735	0.075	0.225	0.025	0.326	0.072	7.7			
F70A	6/1/2015	0.015	0.075	1.610	0.173	0.260	0.033	0.779	0.263	6.4			
F70A	7/16/2015	0.015	0.075	1.570	0.138	3.330	0.025	0.488	1.150	6.9			
F70A	7/18/2015	0.015	0.075	0.418	0.191	0.372	0.047	0.403	0.020	7.5			
F70A	7/23/2015	0.022	0.180	1.960	2.390	1.490	0.136	1.610	0.113	7.5			
F70A	9/3/2015	0.015	0.075	0.159	0.075	0.140	0.025	0.102	0.012	8.1			
F70A	9/24/2015	0.015	0.075	0.688	0.114	0.202	0.025	0.974	0.009	7.8			
F70B	5/14/2015	0.015	0.075	0.047	0.075	0.064	0.025	0.223	0.008	8.8			
F70B	5/21/2015	0.015	0.075	0.028	0.075	0.050	0.025	0.095	0.006	7.8			
F70B	5/23/2015	0.015	0.075	0.020	0.075	0.050	0.025	0.070	8.390	8.4			
F70B	5/28/2015	0.015	0.075	0.052	0.075	0.057	0.025	0.393	0.006	6.0			
F70B	6/1/2015	0.015	0.075	0.049	0.075	0.050	0.025	0.460	0.005	6.7			
F70B	7/15/2015												No Sample
F70B	7/18/2015	0.015	0.075	0.031	0.075	0.050	0.025	0.158	0.004	7.2			
F70B	7/23/2015	0.015	0.075	0.043	0.075	0.050	0.025	0.147	0.005	8.2			
F70B	9/3/2015	0.015	0.075	0.020	0.075	0.050	0.025	0.060	0.004	7.9			
F70B	9/14/2015	0.015	0.075	0.024	0.075	0.073	0.025	0.112	0.004	8.5			
F70C	7/16/2015	0.015	0.075	0.817	0.095	0.500	0.035	0.341	0.031	6.8			
F70C	7/18/2015	0.015	0.075	0.748	0.497	0.908	0.136	1.320	0.007	6.3			
F70C	7/23/2015	0.015	0.075	0.885	0.389	0.656	0.098	1.260	0.020	6.2			
F70C	9/3/2015	0.015	0.075	0.200	0.075	0.175	0.025	0.159	0.011	7.6			
F70C	9/14/2015	0.015	0.075	0.428	2.390	0.585	0.147	1.360	0.002	6.4			
F75A	2/26/2015	0.015	0.075	0.039	0.075	0.050	0.025	0.122	0.005	6.7			ammonia = 4.49 ppm
F75A	7/16/2015	0.015	0.075	0.036	0.075	0.050	0.025	0.117	0.013	5.6			Ammonia = 16.1 ppm
F75B	2/26/2015	0.015	0.075	0.020	0.075	0.050	0.025	0.082	0.006	7.0			ammonia = 594 ppm
F75B	7/16/2015	0.015	0.075	0.027	0.075	0.050	0.025	0.069	0.004	6.6			
F78A	7/2/2015	0.015	0.075	0.020	0.075	0.050	0.025	0.103	0.004	6.9			
F78A	12/30/2015	0.015	0.075	0.045	0.075	0.050	0.025	0.359	0.009	6.6			
F81A	8/5/2015												No Sample
F81A	9/17/2015	0.015	0.075	0.030	0.075	0.050	0.025	0.149	0.004	6.8			

**Field's Point  
Manhole Data - 2015**

Manhole #	Date	Cd	Cr	Cu	Pb	Ni	Ag	Zn	CN	pH	O & G	TTO	Comments
F81B	8/5/2015												No Sample
F81B	9/17/2015	0.015	0.075	0.083	0.075	0.050	0.025	0.400	0.005	6.9			
F92A	2/26/2015	0.015	0.075	0.033	0.075	0.050	0.025	0.073	0.072	7.4			
F92A	9/17/2015	0.015	0.075	0.068	0.075	0.050	0.025	0.214	0.004	6.9			
F92B	2/26/2015	0.015	0.075	0.191	0.075	0.087	0.039	0.078	0.015	7.2			
F92B	9/17/2015	0.015	0.075	0.037	0.075	0.050	0.025	0.105	0.005	6.7			
F98A	3/12/2015	0.015	0.080	0.022	0.075	0.050	0.025	0.209	0.004	6.4			
F98A	6/11/2015	0.015	0.247	0.122	0.075	0.050	0.025	0.404	0.005	7.0			
FS01	5/21/2015	0.000	0.001	0.024	0.007	0.002	0.000	0.076	0.006	8.6			Mo = 0.847 ppb As = 0.667ppb Se = <1.0 ppb Hg = 29.7 ppt BOD = 291.3 ppm TSS = 198 ppm Ammonia = 71.2 ppm Nitrite = 0.0131 NO3NO2 = <0.1 ppm TKN = 91.9 ppm
FS03	5/14/2015	0.004	0.018	4.879	0.098	14.100	0.014	0.481	0.027	8.4			Mo = 2.146 ppb As = 3.467ppb Se = 29.46 ppb Hg = 81.1 ppt BOD = 340.4 ppm TSS = 476 ppm Ammonia = 92.8 ppm Nitrite = 0.284 NO3NO2 = 0.828 ppm TKN = 156 ppm
FS04	3/12/2015	0.000	0.000	0.004	0.002	0.001	0.000	0.024	0.004	7.1			Mo = <0.30 ppb As = <0.5 ppb Se = <1.0 ppb Hg = 9.16 ppt BOD = 31.55 ppm TSS = 34 ppm

**Field's Point  
Manhole Data - 2015**

Manhole #	Date	Cd	Cr	Cu	Pb	Ni	Ag	Zn	CN	pH	O & G	TTO	Comments
FS05	7/16/2015	0.001	0.001	0.011	0.005	0.001	0.000	0.037	0.004	7.5			Mo = 2.476 ppb As = <0.5 ppb Se = <1.0 ppb Hg = 14.8 ppt BOD = 29.83 ppm TSS = 40 ppm Ammonia = 2.91 ppm Nitrite = 0.216 ppm Total N = 8.303 ppm NO3NO2 = 0.503 ppm TKN = 7.8 ppm
FS07	7/22/2015												No Sample
FS12	10/8/2015	0.000	0.001	0.014	0.012	0.002	0.000	0.081	0.004	6.9			Mo = 0.611 ppb As = <0.5 ppb Se = <1.0 ppb Hg = 33.9 ppt BOD = 183.9 ppm TSS = 386 ppm Ammonia = 17.4 ppm Total N = 22.1 ppm NO3NO2 = <0.1 ppm TKN = 22.1\ ppm
FS13	3/26/2015	0.000	0.001	0.003	0.001	0.001	0.000	0.023	0.004	7.3			Mo = <0.30 ppb As = <0.5 ppb Se = <1.0 ppb Hg = 5.31 ppt BOD = 46.02 ppm TSS = 34 ppm
FS13	12/17/2015	0.000	0.001	0.011	0.002	0.001	0.000	0.064	0.004	7.5			Mo = 0.357 ppb As = 0.729 ppb Se = <1.0 ppb Hg = 15.7 ppt BOD = 137.1 ppm TSS = 158 ppm Ammonia = 21.4 ppm Total N = 33.6 ppm NO3NO2 = <0.1 ppm TKN = 33.6 ppm

**Field's Point  
Manhole Data - 2015**

<b>Manhole #</b>	<b>Date</b>	<b>Cd</b>	<b>Cr</b>	<b>Cu</b>	<b>Pb</b>	<b>Ni</b>	<b>Ag</b>	<b>Zn</b>	<b>CN</b>	<b>pH</b>	<b>O &amp; G</b>	<b>TTO</b>	<b>Comments</b>
FS14	4/30/2015	0.000	0.001	0.029	0.002	0.002	0.000	0.082	0.006	7.2			Mo = 0.676 ppb As = <0.5 ppb Se = <1.0 ppb Hg = 17.3 ppt BOD = 130.6 ppm TSS = 210 ppm
FS15	9/24/2015	0.000	0.003	0.060	0.028	0.004	0.001	1.382	0.004	7.6			Mo = 2.358 ppb As = 1.247 ppb Se = 1.305 ppb Hg = 3.18 ppt BOD = 497 ppm TSS = 2800 ppm Ammonia = 95 ppm Total N = 135 ppm NO3NO2 = <0.10 ppm TKN = 135 ppm
FS17	8/27/2015	0.000	0.002	0.024	0.007	0.003	0.000	0.098	0.004	7.1			Mo = 0.9 ppb As = 0.781ppb Se = <1.0 ppb Hg = 18.5 ppt BOD = 215.9 ppm TSS = 222 ppm Ammonia = 55.9 ppm Total N = 77 ppm NO3NO2 = <0.10 ppm TKN = 77 ppm
FS19	11/5/2015	0.000	0.001	0.032	0.009	0.003	0.000	0.193	0.004	6.6			Mo = 1.49 ppb As = 0.519 ppb Se = <1.0 ppb Hg = 18.7 ppt BOD = 242.7 ppm TSS = 1036 ppm Ammonia = 48.5 ppm Total N = 88.3 ppm NO3NO2 = <0.1 ppm TKN = 88.3 ppm

**Field's Point  
Manhole Data - 2015**

<b>Manhole #</b>	<b>Date</b>	<b>Cd</b>	<b>Cr</b>	<b>Cu</b>	<b>Pb</b>	<b>Ni</b>	<b>Ag</b>	<b>Zn</b>	<b>CN</b>	<b>pH</b>	<b>O &amp; G</b>	<b>TTO</b>	<b>Comments</b>
FS24	11/10/2015	0.000	0.001	0.022	0.009	0.004	0.000	0.175	0.004	6.9			Mo = 1.284 ppb As = 0.667 ppb Se = <1.0 ppb Hg = 40.7 ppt BOD = 313.1 ppm TSS = 256 ppm Ammonia = 68.3 ppm Total N = 120 ppm NO3NO2 = <0.1 ppm TKN = 120 ppm
FS24	12/10/2015	0.000	0.003	0.017	0.022	0.002	0.000	0.086	0.004	6.6			Mo = 0.897 ppb As = 3.726 ppb Se = <1.0 ppb Hg = 15 ppt BOD = 289.4 ppm TSS = 190 ppm Ammonia = 47.8 ppm Total N = 91.1 ppm NO3NO2 = 47.8 ppm TKN = 91.1 ppm
FS26	2/5/2015	0.000	0.001	0.031	0.014	0.001	0.000	0.077	0.004	8.0			Mo = <0.728 ppb As = 0.568 ppb Se = <1.0 ppb Hg = 51.2 ppt BOD = 220.2 ppm TSS = 166 ppm
FS27	9/17/2015	0.000	0.001	0.043	0.001	0.002	0.000	0.171	0.004	7.4			Mo = 1.159 ppb As = 0.66 ppb Se = <1.0 ppb Hg = <2.0 ppt BOD = 419.2 ppm TSS = 418 ppm Ammonia = 78.6 ppm Total N = 112 ppm NO3NO2 = <0.10 ppm TKN = 112 ppm



**Field's Point  
Manhole Data - 2015**

<b>Manhole #</b>	<b>Date</b>	<b>Cd</b>	<b>Cr</b>	<b>Cu</b>	<b>Pb</b>	<b>Ni</b>	<b>Ag</b>	<b>Zn</b>	<b>CN</b>	<b>pH</b>	<b>O &amp; G</b>	<b>TTO</b>	<b>Comments</b>
FS31	9/3/2015	0.000	0.001	0.047	0.002	0.003	0.000	0.160	0.004	6.8			Mo = 0.934 ppb As = <0.5 ppb Se = <1.0 ppb Hg = 41.5 ppt BOD = 322.5 ppm TSS = 308 ppm Ammonia = 27.1 ppm Total N = 54.2 ppm NO3NO2 = <0.10 ppm TKN = 54.2 ppm
FS34	8/6/2015	0.000	0.001	0.008	0.001	0.002	0.000	0.037	0.004	5.7			Mo = 0.649 ppb As = <0.5 ppb Se = <1.0 ppb Hg = 9.74 ppt BOD = 181.8 ppm TSS = 126 ppm Ammonia = 5.24 ppm Total N = 36.9 ppm NO3NO2 = <0.10 ppm Nitrite = 0.0149 ppm TKN = 36.9 ppm
FS37	6/11/2015	0.000	0.001	0.023	0.013	0.002	0.000	0.109	0.004	7.1			Mo = 0.673 ppb As = <0.5ppb Se = <1.0 ppb Hg = 62.4 ppt BOD = 261.1 ppm TSS = 360 ppm Ammonia = 20 ppm Nitrite = <0.01 NO3NO2 = <0.10 ppm TKN = 37.4 ppm
FS38	1/8/2015	0.000	0.000	0.001	0.000	0.001	0.000	0.006	0.004	7.5			Mo = 0.308 ppb As = <0.5 ppb Se = <1.0 ppb Hg = <2.0 ppt BOD = <2.0 ppm TSS = <2.0 ppm

**Field's Point  
Manhole Data - 2015**

<b>Manhole #</b>	<b>Date</b>	<b>Cd</b>	<b>Cr</b>	<b>Cu</b>	<b>Pb</b>	<b>Ni</b>	<b>Ag</b>	<b>Zn</b>	<b>CN</b>	<b>pH</b>	<b>O &amp; G</b>	<b>TTO</b>	<b>Comments</b>
FS41	10/22/2015	0.000	0.001	0.015	0.005	0.002	0.001	0.071	0.005	7.4			Mo = 0.638 ppb As = 0.562 ppb Se = <1.0 ppb Hg = 30 ppt BOD = 179.1 ppm TSS = 98 ppm Ammonia = 32.8 ppm Total N = 44.2 ppm NO3NO2 = <0.1 ppm TKN = 44.2 ppm
FS42	4/9/2015	0.000	0.003	0.024	0.003	0.018	0.000	0.152	0.006	6.4			
FS43	1/22/2015	0.000	0.001	0.043	0.010	0.002	0.000	0.078	0.004	7.8			Mo = 0.893 ppb As = 0.559 ppb Se = <1.0 ppb Hg = 13.2 ppt BOD = 232.9 ppm TSS = 124 ppm
FS43	2/26/2015	0.001	0.013	0.020	0.033	0.008	0.000	0.247	0.065	7.4			Mo = 2.814 ppb As = <2.5 ppb Se = <5.0 ppb Hg = 14 ppt BOD = 51.4 ppm TSS = 156 ppm

***SURVEILLANCE MANHOLE  
MONITORING DATA  
AND LEGEND***

***BUCKLIN POINT***

**Bucklin Point  
Manhole Legend - 2015**

<u>Manhole #</u>	<u>Description</u>	<u>City</u>
01	Combined influent at plant	East Providence
02	Influent BVI	East Providence
03	Influent EPI	East Providence
05A	U.S. 54 Taylor Street	East Providence
05B	D.S. 54 Taylor Street	East Providence
06A	U.S. 275 Ferris Avenue	East Providence
06B	D.S. 275 Ferris Avenue	East Providence
07A	U.S. Interplex Metals - Ferris Avenue	East Providence
07B	D.S. Interplex Metals - Ferris Avenue	East Providence
08	Narragansett Park Drive	East Providence
09	Narragansett Park Drive	East Providence
10A	U.S. 320 Narragansett Park Drive	East Providence
10B	D.S. 320 Narragansett Park Drive	East Providence
11A	U.S. Fuji - Massasoit Avenue	East Providence
11B	D.S. Fuji - Massasoit Avenue	East Providence
12A	U.S. Evans Findings Company, Inc. - Eastern Avenue	East Providence
12B	D.S. Evans Findings Company, Inc. - Eastern Avenue	East Providence
13A	US Godfrey & Wing - DS A&J Mold Dexter Street	East Providence
13B	DS Godfrey & Wing - Dexter Street Near pump Station	East Providence
13C	US A&J Mold Dexter Street	East Providence
14A	U.S. Aspen Aerogels - Center of driveway directly after the guard shack	East Providence
14B	D.S. Aspen Aerogels - Parking lot toward rear of the building near telephone pole #21-8	East Providence
15A	U.S. Gripnail - Dexter Road	East Providence
15B	D.S. Gripnail - Dexter Road	East Providence
16A	U.S Eaton Mfg. and Teknicote - New Road	East Providence
16B	D.S. Eaton Mfg. and Teknicote - New Road	East Providence
20	BVI at the entrance to the Landfill on Nassau Street	Pawtucket
21A	D.S. Former Slater Screen Print, Slater Dye Works - School Street	Pawtucket
21B	U.S. Former Slater Screen Print, Slater Dye Works - School Street	Pawtucket
22A	Prospect Street	Pawtucket
22B	Prospect Street	Pawtucket
23	School Street behind Boy's Club (BVI & MVI)	Pawtucket
24A	MVI at the Seekonk Syphon	Pawtucket
24B	BVI at the Seekonk Syphon	Pawtucket
25A	U.S. R&D Manufacturing - Dunnell Lane	Pawtucket
25B	D.S. R&D Manufacturing - Dunnell Lane	Pawtucket
26A	U.S. Hord Corporation - York Avenue	Pawtucket
26B	D.S. Hord Corporation - York Avenue	Pawtucket
27A	U.S. Angelica Textile Services - Glenwood Avenue	Pawtucket
27B	D.S. Angelica Textile Services - Glenwood Avenue	Pawtucket
28A	U.S. Microfibres - Zarts parking lot in corner next to river	Pawtucket
28B	D.S. Esten Ave. w/overflow from Microfibres -Zarts parking lot in field next to Moshassuck St.	Pawtucket
28C	D.S. Microfibres - Moshassuck Street	Pawtucket
29A	U.S. 245 Esten Avenue	Pawtucket
29B	D.S. 245 Esten Avenue	Pawtucket
30A	Esten Avenue at Vale Street	Pawtucket
30D	Esten Avenue at Patterson Avenue	Pawtucket
30E	Esten Avenue at Utton Avenue	Pawtucket
30B	U.S. Accent Plating - Esten Avenue	Pawtucket
30C	D.S. Accent Plating - Esten Avenue	Pawtucket
31A	U.S. Former Vitrus Inc. (881 Main) - Main Street	Pawtucket
31B	D.S. Former Vitrus Inc. (881 Main) - Warren Avenue	Pawtucket
32A	U.S. Former CHN Anodizing - Patterson Avenue	Pawtucket

**Bucklin Point  
Manhole Legend - 2015**

<u>Manhole #</u>	<u>Description</u>	<u>City</u>
32B	D.S. Former CHN Anodizing - Patterson Avenue	Pawtucket
33A	U.S. Bunge - Colfax Street	Pawtucket
33B	U.S. Former Bunge - Concord Street	Pawtucket
33C	D.S. Former Bunge (first manhole) - Concord Street	Pawtucket
33D	D.S. Former Bunge (second manhole) - Concord Street	Pawtucket
33E	D.S. Former Bunge manhole in EMI Pawtucket Power parking lot US Pawtucket Power	Pawtucket
33F	D.S. EMI Pawtucket Power, Bunge- Concord Street	Pawtucket
34	D.S. Providence Metallizing, Levin Plating, National Ring Traveler - San Antonio Way & Grotto	Pawtucket
36A	U.S. Former Levin Plating - Mineral Spring Avenue	Pawtucket
36B	D.S. Former Levin Plating - Mineral Spring Avenue	Pawtucket
37A	U.S. Providence Metallizing - Mineral Spring Avenue	Pawtucket
37B	D.S. Providence Metallizing - Mineral Spring Avenue	Pawtucket
37C	D.S. San ANtonio Way - Grotto Avenue	Pawtucket
38A	U.S. Summit Manufacturing & Darlene Jewelry - Pine Street	Pawtucket
38B	D.S. Summit Manufacturing & Darlene Jewelry - Pine Street	Pawtucket
39A	U.S. Summit Manufacturing - Waverly Place	Pawtucket
39B	D.S. Summit Manufacturing - Waverly Place	Pawtucket
40A	U.S. former Nulco Manufacturing - Lloyd Street	Pawtucket
40B	D.S. former Nulco Manufacturing - Lloyd Street	Pawtucket
41A	U.S. Bliss Manufacturing - Bacon Street at Moss Street	Pawtucket
41B	D.S. Bliss Manufacturing - Bacon Street at Lake Street	Pawtucket
42A	U.S. Union Wadding - Dexter Street	Pawtucket
42B	D.S. Union Wadding - Dexter Street	Pawtucket
43	D.S. George H. Fuller & Son - Front Street	Pawtucket
44A	U.S. Truex - Nye Street	Pawtucket
44B	D.S. Truex - Nye Street	Pawtucket
45	D.S. 36 Freeman Street	Pawtucket
46A	U.S. 86 Harris Street	Pawtucket
46B	D.S. 86 Harris Street	Pawtucket
47	Narragansett Park Drive	Pawtucket
48A	Narragansett Park Drive	Pawtucket
48B	Narragansett Park Drive Bldg. 19 Parking Lot	Pawtucket
49A	U.S. Former Honeywell Sensing & Controls - Narragansett Park Drive	Pawtucket
49B	D.S. Former Honeywell Sensing & Controls - Narragansett Park Drive	Pawtucket
50A	U.S. 95 Grand Ave. - Carter Street	Pawtucket
50B	D.S. 95 Grand Ave. - Carter Street	Pawtucket
51A	U.S. 95 Grand Ave. - Carter Street	Pawtucket
51B	D.S. 95 Grand Ave. - Carter Street	Pawtucket
52A	U.S. New England Linen - Rhode Island Avenue	Pawtucket
52B	D.S. New England Linen - Rhode Island Avenue	Pawtucket
53	Moshassuck Street	Pawtucket
54A	U.S. Darlene Group - Pine Street	Pawtucket
54B	D.S. Darlene Group - Park Place	Pawtucket
60	Mineral Spring Street Before Lorraine	Pawtucket
61	Lorraine Street	Pawtucket
62	484 Mineral Spring	Pawtucket
63	Owen Avenue and Fairlawn Avenue	Pawtucket
64	San Antonio Way	Pawtucket
65	DS Providence Metallizing Grotto Avenue near Pole 16	Pawtucket
66A	U.S. Agar Machining	Pawtucket
66B	D.S. Agar Machining	Pawtucket
67A	U.S. WT Wilson	Pawtucket
67B	D.S. WT Wilson	Pawtucket

**Bucklin Point  
Manhole Legend - 2015**

<b><u>Manhole #</u></b>	<b><u>Description</u></b>	<b><u>City</u></b>
68A	U.S. Antaya tech. Schofield	Pawtucket
68B	D.S. Antaya Tech. Schofield	Pawtucket
70A	US harris Industries and Conrad Jarvis Mill Building - Conant street	Pawtucket
70B	Outside Harris Industries/Conrad Jarvis Mill Building	Pawtucket
70C	Outside Harris Industries/Conrad Jarvis Mill Building	Pawtucket
70D	DS Harris Industries and Conrad Jarvis Mill Building - Conant Street	Pawtucket
76B	D.S. Madison Cutting Tool - Narragansett Park Drive	Pawtucket
70A	Roosevelt Avenue	Central Falls
70B	Roosevelt Avenue	Central Falls
71	Roosevelt Avenue	Central Falls
72A	U.S. 400 Broad Street	Central Falls
72B	D.S. 400 Broad Street	Central Falls
73A	U.S. Murdock Webbing - Foundry Street	Central Falls
73B	D.S. Murdock Webbing - Foundry Street	Central Falls
74	D.S. Former Liberty Plating (6 Chace) - Chace's Place	Central Falls
75A	U.S. Osram Sylvania - Hunt Street	Central Falls
75B	D.S. Osram Sylvania - Hunt Street	Central Falls
90	Davies High School Pump Station (Field's Point)	Lincoln
90A	D.S. CCRI - Old Louisquisset Pike (Field's Point)	Lincoln
90B	U.S. Lincoln Park - Old Louisquisset Pike (Field's Point)	Lincoln
90C	D.S. Lincoln Park - Old Louisquisset Pike (Field's Point)	Lincoln
91	D.S. everyone in the Lincoln Industrial Parks NewEngland Way	Lincoln
92A	U.S. Tanury Industries - New England Way	Lincoln
92B	D.S. Tanury Industries U.S. Chemart Co. - New England Way	Lincoln
92C	D.S. Tanury Industries, Chemart Co. - New England Way	Lincoln
92D	U.S. 1 New England Way	Lincoln
92E	D.S. 1New England Way	Lincoln
93	Wellington Road	Lincoln
94A	U.S. Richline group - Carol Drive	Lincoln
94B	D.S. Richline group - Carol Drive	Lincoln
94C	U.S. 4 Carol Drive	Lincoln
94D	D.S. 4 Carol Drive	Lincoln
94E	Manhole perpendicular to Carol Drive	Lincoln
95A	U.S. Materion Technical Materials Inc. - Wellington Road	Lincoln
95B	D.S. Materion Technical Materials Inc. U.S. General Cable - Wellington Road	Lincoln
95C	D.S. General Cable, Technical Materials Inc. - Wellington Road	Lincoln
96	D.S. Liquid Blue - Crownmark Drive	Lincoln
97A	U.S. A.T. Cross - George Washington Highway	Lincoln
97B	D.S. A.T. Cross - George Washington Highway	Lincoln
98A	Old River Road	Lincoln
98B	New River Road	Lincoln
99	George Washington Highway Pump Station	Lincoln
100	Septage Receiving Station - manhole downstream of venturi tank	Lincoln
101A	U.S. AAI/Foster Grant - George Washington Highway	Lincoln
101B	D.S. AAI/Foster Grant - George Washington Highway	Lincoln
102A	U.S. Stackbin - Powder Hill Road	Lincoln
102B	D.S. Stackbin Powder Hill Road	Lincoln
103A	U.S. Vital Diagnostics	Lincoln
103B	D.S. Vital Diagnostics	Lincoln
104	D.S. Denison Pharmaceuticals - Powder Hill Road	Lincoln
120A	U.S. 10 Industrial Road	Cumberland
120B	D.S. 10 Industrial Road	Cumberland
120C	D.S. 10 and 20 Industrial Road	Cumberland

**Bucklin Point  
Manhole Legend - 2015**

<b><u>Manhole #</u></b>	<b><u>Description</u></b>	<b><u>City</u></b>
120D	Driveway at FedEx - Industrial Road	Cumberland
121A	U.S. BVI	Cumberland
121B	D.S. BVI	Cumberland
122A	U.S. Former KIK - Martin Street	Cumberland
122B	D.S. Former KIK, U.S. Environmental Compliance Systems - Martin Street	Cumberland
122C	D.S. 30 Martin Street Mill - Martin Street	Cumberland
123	D.S. Teknicote - Cumberland - Titus Street	Cumberland
124A	D.S. Cintas	Cumberland
124B	U.S. Cintas D.S. Tedor Pharma	Cumberland
124C	U.S. Tedor Pharma	Cumberland
125	D.S. Tiffany - Maple Ridge Drive	Cumberland
126	D.S. HP Services - Scenic View Drive	Cumberland
127A	U.S. PicknPull - Macondray Street	Cumberland
127B	D.S. picknPull - Macondray Street	Cumberland

<u>Manhole #</u>	<u>Bucklin Point Sanitary Manholes</u>	<u>City</u>
S01	Highland Street	Pawtucket
S02	Sayles Avenue	Pawtucket
S03	Bridal & Suffolk Way	Lincoln
S04	Countryside Drive	Lincoln
S05	Weeden & Lockwood	East Providence
S06	Coyle Avenue	Pawtucket
S07	Overland Avenue	Pawtucket
S08	Floral Park Boulevard	Pawtucket
S09	Legion Drive	Pawtucket
S10	Ridgewood Road	Pawtucket
S11	Don Avenue	East Providence
S12	Jenks Avenue	Central Falls
S13	Erica at Bridle	Lincoln
S14	Overland at Atwood	Pawtucket
S15	Bridle at Erica	Lincoln
S16	Floral Drive at Woodhaven	Pawtucket
S17	Oregon Avenue at Byron Avenue	Pawtucket
S18	Manistee at Miles Avenue	Pawtucket
S19	Burke and Darlingdale	Pawtucket
S20	Darlingdale	Pawtucket
S21	Cameron and Norris	Pawtucket
S22	Buclin Street	Pawtucket
S23	163 West Forest Avenue	Pawtucket
S24	Gates Avenue at Benjamin Street	Pawtucket
S25	Verdon	Pawtucket
S26	85 Maderia Avenue	Central Falls





**Bucklin Point  
Manhole Data - 2015**

Manhole #	Date	Cd	Cr	Cu	Pb	Ni	Ag	Zn	CN	pH	O & G	TTO	Comments
B27B	2/12/2015	0.015	0.075	0.063	0.075	0.050	0.025	0.677	0.004	7.0			
B27B	5/7/2015	0.015	0.075	0.046	0.075	0.050	0.025	0.286	0.006	8.8			
B27B	12/3/2015	0.015	0.075	0.031	0.075	0.050	0.025	0.274	0.005	9.2			
B28A	4/23/2015	0.015	0.075	0.099	0.075	0.050	0.025	0.248	0.004	7.0			
B28B	4/23/2015	0.015	0.075	0.058	0.075	0.050	0.025	0.183	0.004	7.0			
B28C	9/10/2015	0.015	0.075	0.073	0.075	0.050	0.025	0.235	0.004	7.1			
B30B	3/19/2015	0.015	0.075	0.078	0.075	0.050	0.025	0.171	0.006	7.9			
B30B	9/10/2015	0.015	0.075	0.212	0.075	0.050	0.025	0.442	0.009	6.9			
B30B	12/3/2015	0.015	0.075	0.163	0.075	0.050	0.025	0.214	0.005	7.6			
B30C	3/19/2015	0.015	0.075	0.057	0.075	0.050	0.025	0.133	0.004	8.5			
B30C	9/10/2015	0.015	0.075	0.090	0.075	0.050	0.025	0.214	0.004	6.9			
B30C	12/3/2015	0.015	0.075	0.060	0.075	0.050	0.025	0.138	0.004	7.3			
B34	1/3/2015	0.015	0.075	0.053	0.075	0.050	0.025	0.097	0.004	7.0			
B34	7/9/2015	0.015	0.075	0.082	0.075	0.050	0.025	0.154	0.004	7.1			
B34	12/24/2015	0.015	0.524	0.116	0.075	0.183	0.025	0.215	0.004	7.8			
B37A	3/5/2015	0.015	0.075	0.052	0.075	0.050	0.025	0.187	0.018	6.5			
B37B	3/5/2015	0.015	0.124	0.080	0.075	0.079	0.025	0.227	0.004	7.5			
B39A	4/16/2015	0.015	0.075	0.020	0.075	0.050	0.025	0.060	0.006	6.9			
B39A	9/9/2015												no sample
B39B	4/16/2015	0.015	0.169	0.097	0.075	0.050	0.025	0.060	0.004	6.6			
B39B	9/10/2015	0.015	0.489	0.083	0.075	0.050	0.025	0.060	0.004	6.7			
B41A	3/5/2015	0.015	0.075	0.267	0.075	0.050	0.025	0.686	0.007	6.7			
B41A	8/13/2015	0.015	0.075	0.228	0.075	0.050	0.025	0.535	0.006	6.2			
B41A	12/3/2015	0.015	0.075	0.058	0.075	0.050	0.025	0.097	0.004	7.5			
B41B	3/5/2015	0.015	0.075	0.064	0.075	0.050	0.025	0.306	0.037	6.9			
B41B	8/13/2015	0.015	0.075	0.086	0.075	0.050	0.025	0.125	0.049	6.6			
B41B	12/3/2015	0.015	0.075	0.079	0.075	0.050	0.041	0.108	0.125	9.6			
B44A	3/5/2015	0.015	0.075	0.104	0.075	0.050	0.025	0.202	0.008	7.8			
B44A	3/5/2015	0.015	0.075	0.104	0.075	0.050	0.025	0.202	0.008	7.8			
B44A	7/30/2015	0.015	0.075	0.166	0.075	0.050	0.025	0.278	0.004	6.8			
B44B	3/5/2015	0.015	0.075	0.081	0.075	0.050	0.025	0.225	0.015	7.3			
B44B	7/30/2015	0.015	0.075	0.708	0.075	0.050	0.025	0.682	0.004	8.0			
B47	1/3/2015	0.015	0.075	0.024	0.075	0.050	0.025	0.060	0.004	7.5			
B47	7/9/2015	0.015	0.075	0.046	0.075	0.050	0.025	0.083	0.005	7.2			
B47	12/24/2015	0.015	0.075	0.040	0.075	0.050	0.025	0.167	0.005	7.7			
B51A	1/27/2015												No Sample
B52A	4/16/2015	0.015	0.075	0.125	0.075	0.050	0.025	0.206	0.004	7.4			
B52A	10/29/2015	0.015	0.075	0.071	0.075	0.050	0.025	0.110	0.004	7.1			
B52B	4/16/2015	0.015	0.075	0.074	0.075	0.050	0.025	0.180		9.6			
B52B	10/29/2015	0.015	0.075	0.045	0.075	0.050	0.025	0.153	0.004	6.2			
B54A	3/19/2015	0.015	0.075	0.051	0.075	0.050	0.025	0.151	0.006	8.1			
B54A	10/29/2015	0.015	0.075	0.034	0.075	0.050	0.025	0.083	0.004	6.5			

**Bucklin Point  
Manhole Data - 2015**

Manhole #	Date	Cd	Cr	Cu	Pb	Ni	Ag	Zn	CN	pH	O & G	TTO	Comments
B54B	3/19/2015	0.015	0.075	0.047	0.075	0.050	0.025	0.130	0.007	7.9			
B54B	10/29/2015	0.015	0.075	0.041	0.075	0.050	0.025	0.108	0.004	6.6			
B73A	4/16/2015	0.015	0.075	0.066	0.075	0.050	0.025	0.075	0.004	5.0			
B73A	10/17/2015	0.015	0.075	0.086	0.075	0.050	0.025	0.278	0.004	5.4			
B73B	4/16/2015	0.015	0.075	0.036	0.075	0.050	0.025	0.088	0.004	7.2			
B73B	10/17/2015	0.015	0.075	0.134	0.075	0.050	0.025	0.206	0.004	6.7			
B91	1/3/2015	0.015	0.075	0.160	0.075	0.050	0.025	0.060	0.004	7.1			
B91	4/23/2015	0.015	0.075	0.243	0.075	0.277	0.032	0.112	0.027	7.1			
B91	7/9/2015	0.015	0.174	1.690	0.075	1.330	0.085	0.169	0.026	7.0			
B91	12/24/2015	0.015	0.194	0.511	0.075	0.334	0.028	0.143	0.029	7.5			
B92A	1/15/2015	0.015	0.075	0.026	0.075	0.050	0.025	0.101	0.004	9.1			
B92A	4/23/2015	0.015	0.091	1.500	0.075	3.780	0.241	0.169	0.095	8.3			
B92A	11/19/2015	0.015	0.075	0.072	0.075	0.050	0.025	0.127	0.004	8.6			
B92B	1/15/2015	0.015	0.180	0.739	0.075	0.952	0.033	0.161	0.032	8.9			
B92B	4/23/2015	0.015	0.075	0.020	0.075	0.050	0.025	0.120	0.004	7.0			
B92B	11/19/2015	0.015	0.145	2.360	0.075	0.241	0.140	0.098	2.800	8.4			
B92C	1/15/2015	0.015	0.075	0.071	0.075	0.050	0.025	0.096	0.014	7.6			
B92C	4/23/2015	0.015	0.146	0.508	0.075	0.319	0.055	0.150	0.179	7.6			
B92C	11/19/2015	0.015	0.075	0.609	0.075	0.090	0.027	0.060	0.736	7.1			
B92D	1/15/2015	0.015	0.075	0.126	0.075	0.050	0.025	0.673	0.008	8.9			
B92E	1/15/2015	0.015	0.075	0.021	0.075	0.050	0.025	0.118	0.004	9.1			
B95A	2/12/2015	0.015	0.075	0.020	0.075	0.050	0.025	0.130	0.004	7.4			
B95A	5/28/2015	0.015	0.075	0.020	0.075	0.050	0.025	0.060	0.004	7.0			
B95A	11/19/2015	0.015	0.075	0.020	0.075	0.050	0.025	0.060	0.004	7.0			
B95B	2/12/2015	0.015	0.075	0.020	0.075	0.050	0.025	0.125	0.004	7.8			
B95B	5/28/2015	0.015	0.075	0.020	0.075	0.050	0.025	0.116	0.005	7.2			
B95B	11/19/2015	0.015	0.075	0.041	0.075	0.050	0.025	0.134	0.008	6.8			
B95C	2/12/2015	0.015	0.075	0.020	0.075	0.050	0.025	0.066	0.004	7.2			
B95C	5/28/2015	0.015	0.075	0.020	0.075	0.050	0.025	0.146	0.007	7.2			
B95C	11/19/2015	0.015	0.075	0.020	0.075	0.050	0.025	0.065	0.007	6.8			
B96	1/15/2015	0.015	0.075	0.211	0.075	0.050	0.025	0.214	0.004	6.2			
B96	5/28/2015	0.015	0.075	0.310	0.075	0.050	0.025	0.145	0.004	9.9			

**Bucklin Point  
Manhole Data - 2015**

Manhole #	Date	Cd	Cr	Cu	Pb	Ni	Ag	Zn	CN	pH	O & G	TTO	Comments
BS02	8/13/2015	0.001	0.004	0.188	0.029	0.011	0.000	1.190	0.020	7.1			Mo = 6.798 ppb As = <1.5 ppb Se = 3.314 ppb Sn = <5.0 ppm BOD = 1700 ppm Hg = 2.48 ppt TSS = 2030 ppm Ammonia = 181 ppm Total N = 326 ppm NO2NO3 = <0.1 ppm TKN = 326 ppm
BS03	2/12/2015	0.000	0.002	0.015	0.001	0.002	0.000	0.077	0.004	7.0			Mo = 0.486 ppb As = <0.5 ppb Se = <1.0 ppb Sn = <5.0 ppm BOD = 180 ppm Hg = 16.7 ppt TSS = 170 ppm
BS04	4/2/2015	0.000	0.000	0.005	0.000	0.001	0.000	0.025	0.004	7.0			Mo = 0.372 ppb As = <0.5 ppb Se = <1.0 ppb Sn = <5.0 ppm BOD = 57.15 ppm Hg = 8.74 ppt TSS = 48 ppm
BS05	1/29/2015	0.000	0.000	0.012	0.000	0.001	0.000	0.057	0.004	7.3			Mo = 0.553 ppb As = <0.5 ppb Se = <1.0 ppb Sn = <5.0 ppm BOD = 157.1 ppm Hg = 14.7 ppt TSS = 84 ppm
BS07	12/3/2015	0.000	0.001	0.052	0.006	0.003	0.000	0.194	0.004	7.5			Mo = 1.346 ppb As = <0.5 ppb Se = 1.077 ppb Sn = <5.00 ppm BOD = 399.4 ppm Hg = 11.1 ppt TSS = 286 ppm Ammonia = 56.9 ppm NO2NO3 = <0.1 ppm TKN = 90.6 ppm

**Bucklin Point  
Manhole Data - 2015**

<b>Manhole #</b>	<b>Date</b>	<b>Cd</b>	<b>Cr</b>	<b>Cu</b>	<b>Pb</b>	<b>Ni</b>	<b>Ag</b>	<b>Zn</b>	<b>CN</b>	<b>pH</b>	<b>O &amp; G</b>	<b>TTO</b>	<b>Comments</b>
BS09	9/10/2015	0.000	0.001	0.049	0.007	0.002	0.000	0.111	0.004	6.6			Mo = 0.173 ppb As = <0.5 ppb Se = <1.0 ppb Sn = <5.0 ppm BOD = 184.6 ppm Hg = 66.1 ppt TSS = 244 ppm Ammonia = 17.6 ppm Total N = 39.6 ppm NO2NO3 = <0.1 ppm TKN = 39.6 ppm
BS10	3/19/2015	0.000	0.001	0.037	0.004	0.002	0.000	0.336	0.004	8.1			Mo = 0.639 ppb As = <0.5 ppb Se = <1.0 ppb Sn = <5.0 ppm BOD = 207.4 ppm Hg = 85.2 ppt TSS = 120 ppm
BS10	5/7/2015	0.000	0.001	0.080	0.009	0.003	0.000	0.127	0.005	7.0			Mo = 0.753 ppb As = <0.5 ppb Se = <1.0 ppb Sn = <5.0 ppm BOD = 286.3 ppm Hg = 17.3 ppt TSS = 284 ppm Ammonia = 41.5 ppm Nitrite = 0.0181 ppm TKN = 61.3 ppm NO2NO3 = <0.1
BS12	10/17/2015	0.000	0.003	0.149	0.020	0.004	0.002	0.291	0.004	6.6			Mo = 1.943 ppb As = 1.055 ppb Se = 1.076 ppb Sn = <5.0 ppm BOD = 527.5 ppm Hg = 32.4 ppt TSS = 980 ppm Ammonia = 99.9 ppm Total N = 115 ppm NO2NO3 = <0.1 ppm TKN = 115 ppm

**Bucklin Point  
Manhole Data - 2015**

Manhole #	Date	Cd	Cr	Cu	Pb	Ni	Ag	Zn	CN	pH	O & G	TTO	Comments
BS13	1/15/2015	0.000	0.000	0.007	0.001	0.002	0.000	0.060	0.004	6.8			Mo = 0.344 ppb As = <0.5 ppb Se = <1.0 ppb Sn = <5.0 ppm BOD = 87.2 ppm Hg = 13.8 ppt TSS = 66.0 ppm
BS14	10/1/2015	0.000	0.000	0.003	0.000	0.001	0.000	0.012	0.004	7.0			Mo = <0.3 ppb As = <0.5 ppb Se = <1.0 ppb Sn = <5.0 ppm BOD = <2.0 ppm Hg = <2.0 ppt TSS = 14 ppm Ammonia = 1.27 ppm Total N = 3.59 ppm NO2NO3 = 1.57 ppm TKN = 2.02 ppm
BS16	10/29/2015	0.000	0.001	0.043	0.006	0.000	0.000	0.071	0.004	6.6			Mo = 0.445 ppb As = <0.5 ppb Se = <1.0 ppb Sn = 11.36 ppm BOD = 75.48 ppm Hg = 9.15 ppt TSS = 132 ppm Ammonia = 14.3 ppm Total N = 19.2 ppm NO2NO3 = <0.1 ppm TKN = 19.2 ppm
BS17	1/3/2015	0.000	0.001	0.022	0.002	0.002	0.000	0.077	0.004	7.2			Mo = 0.492 ppb As = <0.5 ppb Se = <1.0 ppb Sn = <5.0 ppm Hg = 29.1 ppt TSS = 236 ppm
BS17	4/23/2015	0.000	0.000	0.011	0.009	0.001	0.000	0.035	0.004	6.9			Mo = 0.348 ppb As = <0.5 ppb Se = <1.0 ppb Sn = <5.0 ppm BOD = 38.25 ppm Hg = 4.88 ppt TSS = 16 ppm

**Bucklin Point  
Manhole Data - 2015**

Manhole #	Date	Cd	Cr	Cu	Pb	Ni	Ag	Zn	CN	pH	O & G	TTO	Comments
BS20	3/5/2015	0.000	0.003	0.006	0.006	0.003	0.000	0.192	0.008	6.9			Mo = 1.44 ppb As = 1.638 ppb Se = 1.21 ppb Sn = <5.0 ppm BOD = 521.7 ppm Hg = 43.9 ppt TSS = 308 ppm
BS21	5/28/2015	0.000	0.002	0.118	0.010	0.003	0.000	0.178	0.004	7.7			Mo = 1.153 ppb As = 0.607 ppb Se = <1.0 ppb Sn = <5.0 ppm BOD = 288.6 ppm Hg = 35.8 ppt TSS = 396 ppm Ammonia = 45.2 ppm Nitrite = 0.0145 ppm NO2NO3 = <0.10 ppm TKN = 67.4 ppm
BS22	7/30/2015	0.000	0.003	0.114	0.012	0.004	0.000	0.234	0.069	6.8			Mo = 1.328 ppb As = 0.592 ppb Se = <1.0 ppb Sn = <5.0 ppm BOD = 380.2 ppm Hg = 52.3 ppt TSS = 328 ppm Ammonia = 46.6 ppm Total N = 76.4 ppm NO2NO3 = <0.1 ppm TKN = 76.4 ppm
BS23	11/19/2015	0.000	0.001	0.064	0.009	0.003	0.000	0.175	0.004	6.8			Mo = 1.114 ppb As = <0.5 ppb Se = <1.0 ppb Sn = <5.0 ppm BOD = 304.2 ppm Hg = 64.8 ppt TSS = 196 ppm Ammonia = 31.9 ppm Total N = 45.2 ppm NO2NO3 = <0.1 ppm TKN = 45.2 ppm

**Bucklin Point  
Manhole Data - 2015**

<b>Manhole #</b>	<b>Date</b>	<b>Cd</b>	<b>Cr</b>	<b>Cu</b>	<b>Pb</b>	<b>Ni</b>	<b>Ag</b>	<b>Zn</b>	<b>CN</b>	<b>pH</b>	<b>O &amp; G</b>	<b>TTO</b>	<b>Comments</b>
BS26	4/16/2015	0.001	0.017	0.076	0.013	0.045	0.000	0.257	0.000	7.9			Mo = 6.36 ppb As = 1.934 ppb Se = <1.00 ppb Sn = <5.0 ppm
MH0220034	8/24/2015	0.000	0.002	0.007	0.010	0.001	0.000	0.025		6.6			Mo = 0.522 ppb Al = 0.2267 ppb Se = <1.0 ppb Fe = 2.344 ppm Fecal = >240000 MPN/100 ml Ammonia = 2.46 ppm Total N = 3.64 ppm NO2NO3 = <0.1 ppm TKN = 3.64 ppm



***ATTACHMENT VOLUME II***

***SECTION 8***

***SUMMARY OF NOTICE OF  
VIOLATION LETTERS ISSUED***

***SUMMARY OF NOTICE OF  
VIOLATION LETTERS ISSUED***

***FIELD'S POINT***

**Field's Point  
Notices of Violation Issued - 2015**

User Class	Category	Company Name	Letter of Deficiency	Failure to Meet Standards	Failure to Submit Reports	Report Not Signed	Notice of pH Violations	Failure to Immediately Report Violation	Failure to Satisfy NBC Requirements	Failure to Pay Permit Fee/Notice of Non-Payment	Average Limit Violation	Failure to Sample / Analyze All Parameters	Failure to Accurately Report Effluent Values	Failure to Report Pretreatment Equipment Failure	Discharge of Prohibited Material	Failure to Maintain Pretreatment System	Discharging without Permit
3	71	100 Washington Street LLC	0	0	0	0	0	0	0	0	0	0	0	0	0	0	0
3	71	1025 Club Deli	0	0	0	0	0	0	2	0	0	0	0	0	0	0	0
3	82	1302 Marketplace	0	0	0	0	0	0	0	0	0	0	0	0	0	0	0
3	85	141 Westminster Corporation	0	0	0	0	0	0	0	0	0	0	0	0	0	0	0
3	86	144 Benefit Street Associates	0	0	0	0	0	0	0	0	0	0	0	0	0	0	0
3	85	1484 Company LLC	0	0	0	0	0	0	0	0	0	0	0	0	0	0	0
3	86	180 GCMB LLC	0	0	0	0	0	0	0	0	0	0	0	0	0	0	0
3	85	1871 Mineral Spring Corporation	0	0	0	0	0	0	0	0	0	0	0	0	0	0	0
3	81	221 Academy Ave. Meat, Inc.	0	0	1	0	0	0	0	0	0	0	0	0	0	0	0
3	85	3 Guys Pizza	0	0	0	0	0	0	0	0	0	0	0	0	0	0	0
3	85	334 South Water Inc.	0	0	0	0	0	0	0	0	0	0	0	0	0	0	0
3	85	383 Corp.	0	0	0	0	0	0	0	0	0	0	0	0	0	0	0
3	85	383 Corporation - First Floor	0	0	0	0	0	0	0	0	0	0	0	0	0	0	0
3	85	383 Corporation - Second Floor	0	0	0	0	0	0	0	0	0	0	0	0	0	0	0
3	85	383 Corporation - Third Floor	0	0	0	0	0	0	0	0	0	0	0	0	0	0	0
3	85	424 Smith Street, Inc.	0	0	0	0	0	0	0	0	0	0	0	0	0	0	0
3	74	5 Star Restaurant	0	0	0	0	0	0	0	0	0	0	0	0	0	0	0
3	85	69 Empire Corporation	0	0	0	0	0	0	0	0	0	0	0	0	0	0	0
3	85	73 Washington Corp.	0	0	0	0	0	0	0	0	0	0	0	0	0	0	0
3	85	78 Dorrance Corporation	0	0	0	0	0	0	0	0	0	0	0	0	0	0	0
3	85	7-Eleven (Charles Street)	0	0	0	0	0	0	0	1	0	0	0	0	0	0	0
3	85	7-Eleven (Johnston)	0	0	0	0	0	0	0	0	0	0	0	0	0	0	0
3	85	7-Eleven Inc. (Atwells)	1	0	0	0	0	0	0	0	0	0	0	0	0	0	0
3	85	7-Eleven Inc. (Broad Street)	0	0	0	0	0	0	0	0	0	0	0	0	0	0	0
3	85	7-Eleven, Inc.	1	0	0	0	0	0	0	0	0	0	0	0	0	0	0
3	85	800 Allens Restaurant LLC	0	0	0	0	0	0	0	0	0	0	0	0	0	0	0
3	85	A & F Foods, LLC	0	0	0	0	0	0	0	0	0	0	0	0	0	0	0
1	11	A & F Plating Company	0	4	2	0	0	0	0	0	0	0	0	0	0	0	0
3	37	A Duie Pyle, Inc.	0	0	0	0	0	0	0	0	0	0	0	0	0	0	0
3	24	A Perfect Print	0	0	0	0	0	0	1	0	0	0	0	0	0	0	0
3	42	A Stone Greenlawn, LLC	0	0	2	0	0	0	0	0	0	0	0	0	0	0	0
3	85	A&M Fairway, Inc.	0	0	0	0	0	0	0	0	0	0	0	0	0	0	0
2	22	A. Harrison & Company, Inc.	0	0	0	0	0	0	0	0	0	0	0	0	0	0	0
3	96	A.A. Mariani Funeral/Carriage	0	0	0	0	0	0	0	0	0	0	0	0	0	0	0
3	85	A.D.J. Donuts	0	0	0	0	0	0	2	0	0	0	0	0	0	0	0
3	37	AAA - Warehouse & Fleet Operations	0	0	0	0	0	0	0	0	0	0	0	0	0	0	0
3	74	Able Restoration, Inc.	0	0	0	0	0	0	0	0	0	0	0	0	0	0	0
3	85	Abyssinia Restaurant, LLC	0	0	0	0	0	0	0	0	0	0	0	0	0	0	0
3	74	Accu Rx, Inc.	0	0	0	0	0	0	0	0	0	0	0	0	0	0	0
3	86	Achievement First	0	0	0	0	0	0	0	0	0	0	0	0	0	0	0
3	71	Acores 228 New York Avenue - OOB	0	0	0	0	0	0	0	0	0	0	0	0	0	0	0
3	85	Ada's Creations, Inc.	0	0	0	0	0	0	0	1	0	0	0	0	0	0	0
3	92	Addies Laundromat	0	0	0	0	0	0	1	0	0	0	0	0	0	0	0
3	85	Admiral Donuts, Inc.	0	0	0	0	0	0	0	0	0	0	0	0	0	0	0
3	42	Admiral Packaging	0	0	0	0	0	0	0	0	0	0	0	0	0	0	0
3	92	Admiral Suds Laundry	0	0	0	0	0	0	0	0	0	0	0	0	0	0	0
3	94	Advanced Dental Care	0	0	0	0	0	0	0	0	0	0	0	0	0	0	0
1	11	AG&G Incorporated	0	0	0	0	0	0	1	0	0	0	0	0	0	0	0
3	86	Aipso	0	0	0	0	0	0	0	0	0	0	0	0	0	0	0
3	85	Al Forno	0	0	0	0	0	0	0	0	0	0	0	0	0	0	0
3	95	Alan Shawn Feinstein College	0	0	0	0	0	0	0	0	0	0	0	0	0	0	0
3	86	Alan Shawn Feinstein School	0	0	0	0	0	0	1	0	0	0	0	0	0	0	0
3	85	Alberto K. Corporation	0	0	0	0	0	0	1	0	0	0	0	0	0	0	0
3	71	Alex Riveno - Proposed Coffee Shop	0	0	0	0	0	0	0	0	0	0	0	0	0	0	0
3	60	Alfred Toselli MD	0	0	0	0	0	0	0	0	0	0	0	0	0	0	0
3	81	Al-Jac Produce	0	0	5	0	0	0	0	0	0	0	0	0	0	0	0
3	74	All Pro Steam Cleaning	0	0	0	0	0	0	11	0	0	0	0	0	0	0	0
2	43	Alloy Holdings, LLC	2	0	1	0	0	0	2	0	0	0	0	0	0	0	0
3	97	Alpine Auto Body, Inc.	0	0	1	0	0	0	0	0	0	0	0	0	0	0	0
3	42	Aluminum & Copper Recycling, Inc.	0	0	0	0	0	0	0	0	0	0	0	0	0	0	0
3	42	Alviti Link-All, Inc.	0	0	1	0	0	0	0	0	0	0	0	0	0	0	0
3	85	Amenities Deli	0	0	0	0	0	0	0	1	0	0	0	0	0	0	0























**Field's Point  
Notices of Violation Issued - 2015**

User Class	Category	Company Name	Letter of Deficiency	Failure to Meet Standards	Failure to Submit Reports	Report Not Signed	Notice of pH Violations	Failure to Immediately Report Violation	Failure to Satisfy NBC Requirements	Failure to Pay Permit Fee/Notice of Non-Payment	Average Limit Violation	Failure to Sample / Analyze All Parameters	Failure to Accurately Report Effluent Values	Failure to Report Pretreatment Equipment Failure	Discharge of Prohibited Material	Failure to Maintain Pretreatment System	Discharging without Permit
3	81	Mekong Market	0	0	0	0	0	0	0	0	0	0	0	0	0	0	0
3	27	Meller Optics, Inc.	0	0	0	0	0	0	0	0	0	0	0	0	0	0	0
1	11	Metallurgical Solutions, Inc.	0	0	0	0	0	0	0	0	0	0	0	0	0	0	0
3	85	Metro Motor Group	0	0	0	0	0	0	0	0	0	0	0	0	0	0	0
3	86	Metropolitan Career & Tech Ctr	0	0	0	0	0	0	0	0	0	0	0	0	0	0	0
3	85	Mi Guatemala Restaurant	0	0	0	0	0	0	0	0	0	0	0	0	0	0	0
3	85	Mi Sueno Inc.	0	0	0	0	0	0	0	0	0	0	0	0	0	0	0
3	74	Mia Mia's Pizza	0	0	0	0	0	0	3	0	0	0	0	0	0	0	0
3	94	Michael A. Barry, DMD, Inc.	0	0	1	0	0	0	0	0	0	0	0	0	0	0	0
3	89	Mills Coffee Roasting Co.	0	0	0	0	0	0	0	0	0	0	0	0	0	0	0
3	97	Mineral Spring Holdings, LLC	0	1	6	0	0	0	0	0	0	0	0	0	0	0	0
3	85	Minervas Pizza	0	0	0	0	0	0	0	0	0	0	0	0	0	0	0
3	85	Minetin Frozen Yogurt	0	0	0	0	0	0	0	0	0	0	0	0	0	0	0
3	85	Ming River Chinese Restaurant	0	0	0	0	0	0	0	0	0	0	0	0	0	0	0
3	90	Miriam Hospital	1	0	0	0	0	0	0	0	0	0	0	0	0	0	0
3	94	Miriam Hospital - Collyer	0	0	0	0	0	0	0	0	0	0	0	0	0	0	0
3	94	Lifespan	0	0	0	0	0	0	1	0	0	0	0	0	0	0	0
3	95	Miriam Hospital - Rise Building	0	0	0	0	0	0	1	0	0	0	0	0	0	0	0
3	94	Miriam Hospital - West River Road	0	0	0	0	0	0	0	0	0	0	0	0	0	0	0
3	96	Monahan-Drabble-Sherman	0	0	0	0	0	0	0	0	0	0	0	0	0	0	0
1	11	Monarch Metal Finishing Co., Inc. (Aurora Street)	0	0	1	0	4	0	0	0	0	1	0	0	0	0	0
1	11	Monarch Metal Finishing, Inc. (Georgia Avenue)	2	0	0	0	4	0	1	0	0	0	0	0	0	0	0
3	21	Moody Machine Products, Inc.	0	0	0	0	0	0	0	0	0	0	0	0	0	0	0
3	23	Moon Tide Dyers	0	0	2	0	0	0	0	0	0	0	0	0	0	0	0
3	82	Moran Foods, LLC	0	0	1	0	0	0	0	0	0	0	0	0	0	0	0
3	52	Moran Transportation Industries, Inc.	0	0	0	0	0	0	0	0	0	0	0	0	0	0	0
3	41	Morgan Mill Metals, LLC	0	0	0	0	0	0	0	0	0	0	0	0	0	0	0
3	86	Moses Brown School	0	2	0	0	0	2	0	0	0	0	0	0	0	0	0
3	37	Motiva Enterprises, LLC	0	0	0	0	0	0	0	0	0	0	0	0	0	0	0
3	86	Mount Pleasant High School	0	0	0	0	0	0	0	0	0	0	0	0	0	0	0
3	85	Mozzarella's of N.P., Inc.	0	0	0	0	0	0	0	0	0	0	0	0	0	0	0
3	85	Mr. Biggs Saloon	0	0	0	0	0	0	0	1	0	0	0	0	0	0	0
3	85	Mt. Fuji Japanese Steak House	1	0	0	0	0	0	0	0	0	0	0	0	0	0	0
3	85	Mundo de Cigar	0	0	0	0	0	0	0	0	0	0	0	0	0	0	0
3	99	Muse Paintbar	0	0	0	0	0	0	0	1	0	0	0	0	0	0	0
3	43	Mutual Metals/Mutual Cornell	0	0	5	0	0	0	0	1	0	0	0	0	0	0	0
3	97	My Car, Incorporated	0	0	0	0	0	0	0	0	0	0	0	0	0	0	0
3	95	N.E. Testing Laboratory, Inc.	0	0	0	0	0	0	0	0	0	0	0	0	0	0	0
3	95	Nabsys	0	0	0	0	0	0	0	0	0	0	0	0	0	0	0
3	85	Nami Japanese Restaurant	0	0	0	0	0	0	0	0	0	0	0	0	0	0	0
3	81	Nanina's Bakery	0	0	0	0	0	0	1	0	0	0	0	0	0	0	0
3	85	Nara, LLC	0	0	0	0	0	0	0	0	0	0	0	0	0	0	0
3	44	Narr. Electric (Allens Ave.)	0	0	0	0	0	0	0	0	0	0	0	0	0	0	0
3	27	Narr. Electric Co.-Vault Op.-FP	0	0	0	0	0	0	0	0	0	0	0	0	0	0	0
3	51	Narr. Electric-Melrose Chiller	0	0	0	0	0	0	0	0	0	0	0	0	0	0	0
3	35	Narragansett Improvement Co.	0	0	0	0	0	0	0	0	0	0	0	0	0	0	0
1	11	Narragansett Jewelry	0	0	0	0	0	0	0	0	0	0	0	0	0	0	0
3	85	Naseeb Corporation	0	0	0	0	0	0	0	0	0	0	0	0	0	0	0
3	86	Nathan Bishop Middle School	0	0	0	0	0	0	0	0	0	0	0	0	0	0	0
3	99	National Amusements, Inc.	1	0	0	0	0	0	0	0	0	0	0	0	0	0	0
3	95	NBC Analytical Laboratory	0	0	0	0	0	0	0	0	0	0	0	0	0	0	0
3	85	New China	0	0	0	0	0	0	0	0	0	0	0	0	0	0	0
3	94	New England Dental, LLC	0	0	1	0	0	0	0	1	0	0	0	0	0	0	0
3	59	New England Petroleum Terminal, LLC.	0	0	0	0	0	0	0	0	0	0	0	0	0	0	0
3	85	New Harvest Coffee	0	0	0	0	0	0	0	0	0	0	0	0	0	0	0
3	85	New Rivers Restaurant Group Inc.	0	0	0	0	0	0	0	0	0	0	0	0	0	0	0
3	85	New Tokyo Inc.	0	0	0	0	0	0	0	0	0	0	0	0	0	0	0
3	85	New Wing Kee B-B-Q & Poultry	0	0	0	0	0	0	0	0	0	0	0	0	0	0	0
3	81	NGC INC.	0	0	1	0	0	0	0	0	0	0	0	0	0	0	0
3	85	Nice Slice	0	0	0	0	0	0	0	0	0	0	0	0	0	0	0
3	85	Nickel Corporation	0	0	0	0	0	0	0	0	0	0	0	0	0	0	0
3	97	Nick's Auto Body, Inc.	0	1	0	0	0	0	0	1	0	0	0	0	0	0	0





















***SUMMARY OF NOTICE OF  
VIOLATION LETTERS ISSUED***

***BUCKLIN POINT***

















**Bucklin Point  
Notices of Violation Issued - 2015**

User Class	Category	Company Name	Letter of Deficiency	Failure to Meet Standards	Failure to Submit Reports	Report Not Signed	Notice of pH Violations	Failure to Immediately Report Violation	Failure to Satisfy NBC Requirements	Failure to Pay Permit Fee/Notice of Non-Payment	Average Limit Violation	Failure to Sample / Analyze All Parameters	Failure to Accurately Report Effluent Values	Failure to Report Pretreatment Equipment Failure	Discharge of Prohibited Material	Failure to Maintain Pretreatment System	Discharging without Permit
3	42	Mercury Print & Mail Company, Inc	0	0	3	0	0	0	0	0	0	0	0	0	0	0	0
3	96	Merrick R. Williams, Inc.	0	0	0	0	0	0	0	0	0	0	0	0	0	0	0
3	41	Michael Healy Designs, Inc.	0	0	2	0	0	0	0	0	0	0	0	0	0	0	0
3	80	Michael Perri & Sons, Inc.	0	0	0	0	0	0	0	0	0	0	0	0	0	0	0
3	81	Michael's Meats	0	0	2	0	0	0	1	0	0	0	0	0	0	0	0
2	23	Microfibres, Inc.	0	0	2	0	2	0	0	1	0	0	0	0	0	0	0
3	85	Mineral Enterprises Inc.	0	0	0	0	0	0	0	0	0	0	0	0	0	0	0
3	85	Ming Garden, Inc.	0	0	0	0	0	0	0	0	0	0	0	0	0	0	0
3	85	Mini Market La Esperanza	0	0	0	0	0	0	0	0	0	0	0	0	0	0	0
3	99	Mirror Image	0	0	1	0	0	0	0	0	0	0	0	0	0	0	0
3	85	Modern Diner	0	0	0	0	0	0	0	1	0	0	0	0	0	0	0
3	85	Moon Star Chinese Restaurant	0	0	0	0	0	0	0	0	0	0	0	0	0	0	0
3	85	Motown Pizza, LLC	0	0	0	0	0	0	0	0	0	0	0	0	0	0	0
3	92	Mr. USA Cleaners	0	0	0	0	0	0	0	0	0	0	0	0	0	0	0
3	85	Mulhearn's Pub	0	0	0	0	0	0	0	0	0	0	0	0	0	0	0
3	42	Multi-Wall Packaging a Division of ITW	0	0	0	0	0	0	0	0	0	0	0	0	0	0	0
2	23	Murdock Webbing Co., Inc.	1	23	0	0	0	0	0	0	0	0	0	0	0	0	0
3	85	Murphy's Law	0	0	0	0	0	0	0	1	0	0	0	0	0	0	0
3	27	Narr. Electric Co.-Vault Op.-BV	0	0	0	0	0	0	0	0	0	0	0	0	0	0	0
3	97	NECVW, Inc.	0	0	1	0	0	0	0	0	0	0	0	0	0	0	0
3	53	Neptco, Inc.	0	0	0	0	0	0	0	0	0	0	0	0	0	0	0
3	95	Neurotech Pharmaceuticals, Inc.	0	0	0	0	0	0	0	0	0	0	0	0	0	0	0
3	85	New England Catering Service, LLC	0	0	0	0	0	0	0	1	0	0	0	0	0	0	0
3	85	New England Donuts, LLC	0	0	0	0	0	0	2	1	0	0	0	0	0	0	0
3	92	New England Laundry System	0	0	0	0	0	0	0	0	0	0	0	0	0	0	0
2	25	New England Linen Supply, Inc.	0	2	6	0	11	0	0	0	0	0	0	0	0	0	0
3	24	Weeden Street Associates, LLC	0	0	2	0	0	0	1	0	0	0	0	0	0	0	0
3	85	New Hong Kong	0	0	0	0	0	0	0	0	0	0	0	0	0	0	0
3	85	Newport 223 Donuts, Inc.	0	0	0	0	0	0	0	0	0	0	0	0	0	0	0
3	85	Newport Ave Donut-81 Newport	0	0	0	0	0	0	0	0	0	0	0	0	0	0	0
3	85	Newport Cedar Donuts, Inc.	0	0	0	0	0	0	0	0	0	0	0	0	0	0	0
3	85	Newport Division Donuts, Inc.	0	0	0	0	0	0	0	0	0	0	0	0	0	0	0
3	85	Next Bite Pizza & Grill	0	0	0	0	0	0	0	1	0	0	0	0	0	0	0
3	81	North American Salt & Fresh Fish Corp.	0	0	0	0	0	0	0	0	0	0	0	0	0	0	0
3	23	Northeast Knitting, Inc.	0	0	1	0	0	0	0	0	0	0	0	0	0	0	0
3	85	Nosh	0	0	0	0	0	0	1	0	0	0	0	0	0	0	0
3	42	Nuzzo Campion Stone Enterprises, Inc.	0	0	2	0	0	0	0	0	0	0	0	0	0	0	0
3	86	Oak Hill Health & Rehabilitation Center	0	0	0	0	0	0	1	0	0	0	0	0	0	0	0
3	82	Ocean Fresh Seafood Market Corp.	0	0	1	0	0	0	0	1	0	0	0	0	0	0	0
3	80	Ocean State Cesspool, Inc.	0	0	0	0	0	0	0	0	0	0	0	0	0	0	0
3	85	Ocean State Five II, LLC	0	0	0	0	0	0	0	0	0	0	0	0	0	0	0
3	85	Olly's Pizza	0	0	0	0	0	0	0	0	0	0	0	0	0	0	0
3	86	OLSL Lincoln Place	0	0	0	0	0	0	0	0	0	0	0	0	0	0	0
3	24	Omni Color Printing	0	0	1	0	0	0	0	0	0	0	0	0	0	0	0
3	92	On the Go Laundromat	0	0	0	0	0	0	0	0	0	0	0	0	0	0	0
3	96	O'Neill Funeral Home	0	0	0	0	0	0	0	0	0	0	0	0	0	0	0
3	53	Original Pizza of Boston	0	0	0	0	0	0	0	0	0	0	0	0	0	0	0
3	26	Orion Retail	0	0	0	0	0	0	0	0	0	0	0	0	0	0	0
2	27	Osram Sylvania, Inc.	0	0	0	0	0	0	0	0	0	0	0	0	0	0	0
3	85	Our Place on North Broadway	1	0	0	0	0	0	1	0	0	0	0	0	0	0	0
3	85	P & G Bowling, Inc.	0	0	0	0	0	0	0	0	0	0	0	0	0	0	0
3	24	Packaging Concepts, Ltd.	0	0	0	0	0	0	6	1	0	0	0	0	0	0	0











***ATTACHMENT VOLUME II***

***SECTION 9***

***USER LATE REPORTS AND  
REQUIREMENTS***

***USER LATE REPORTS***

***FIELD'S POINT***

**Field's Point  
Late Reports - 2015**

<b>Company</b>	<b>Report Type</b>	<b>Location</b>	<b>Month/Year Satisfied</b>	<b>Sample Type</b>	<b>Sample Date</b>	<b>Due Date</b>	<b>Received Date</b>	<b>Days Late</b>
221 Academy Ave. Meat, Inc.	Sampling	Sample Location # 1	January 2015	Grab	3/9/2015	2/28/2015	3/26/2015	26
A & F Plating Company	Sampling	Sample Location # 1	February 2015	Composite	2/17/2015	3/31/2015	4/2/2015	2
A & F Plating Company	pH	Sample Location # 1	February 2015	Not Applicable	Not Applicable	3/30/2015	4/2/2015	3
A Stone Greenlawn, LLC	Certification	Sample Location # 1	December 2015	Not Applicable	Not Applicable	1/31/2016	2/8/2016	8
A Stone Greenlawn, LLC	Certification	Zero Discharge Certification	June 2015	Not Applicable	Not Applicable	7/31/2015	8/6/2015	6
Advanced Dental Care	Certification	Dental BMP Certification	November 2015	Not Applicable	Not Applicable	12/31/2015	1/11/2016	11
Al-Jac Produce	Sampling	Sample Location # 1	January 2015	Composite	3/11/2015	2/28/2015	4/8/2015	39
Al-Jac Produce	Sampling	Sample Location # 1	April 2015	Composite	7/7/2015	5/31/2015	7/14/2015	44
Al-Jac Produce	Sampling	Sample Location # 1	July 2015	Composite	9/10/2015	8/31/2015	9/24/2015	24
Alloy Holdings, LLC	Certification	Zero Discharge Certification	January 2015	Not Applicable	Not Applicable	3/2/2015	3/13/2015	11
Alpine Auto Body, Inc.	Sampling	Sample Location # 1	January 2015	Grab	3/6/2015	2/28/2015	3/23/2015	23
Alviti Link-All, Inc.	Certification	Zero Discharge Certification	January 2015	Not Applicable	Not Applicable	2/28/2015	3/13/2015	13
American Tin and Solder	Certification	Zero Discharge Certification	October 2015	Not Applicable	Not Applicable	11/30/2015	12/18/2015	18
Angell Street Dental Associate	Certification	Dental BMP Certification	October 2015	Not Applicable	Not Applicable	11/30/2015	12/10/2015	10
Angelo Inc.	Sampling	Sample Location # 1	February 2015	Grab	2/16/2015	3/31/2015	6/25/2015	86
Anthony M. Paolucci, DMD, P.C.	Certification	Dental BMP Certification	April 2015	Grab	6/15/2015	5/31/2015	6/15/2015	15
Anthony Paolucci Family Dentists	Certification	Dental BMP Certification	October 2015	Not Applicable	Not Applicable	11/30/2015	12/16/2015	16
Antonelli Poultry	Sampling	Sample Location # 1	July 2015	Grab	9/3/2015	8/31/2015	9/25/2015	25
Apex Plating Company, Inc.	pH	Sample Location # 1	January 2015	Not Applicable	Not Applicable	3/2/2015	3/25/2015	23
Apex Plating Company, Inc.	pH	Sample Location # 1	April 2015	Not Applicable	Not Applicable	5/30/2015	6/15/2015	16
Armando and Sons # 2 Inc.	Sampling	Sample Location # 1	June 2015	Grab	7/15/2015	7/31/2015	8/4/2015	4
AS220	Sampling	Sample Location # 1	April 2015	Grab	4/17/2015	5/31/2015	7/30/2015	60
AS220	Sampling	Sample Location # 1	October 2015	Grab	10/29/2015	11/30/2015	12/29/2015	29
AS220 - Print Shop	Sampling	Sample Location # 1	October 2015	Grab	10/29/2015	11/30/2015	12/29/2015	29
AS220 - Print Shop	Sampling	Sample Location # 2	October 2015	Grab	10/29/2015	11/30/2015	12/29/2015	29
Avalon Bay - Center Place	Sampling	Sample Location # 1	October 2015	Grab	10/6/2015	11/30/2015	1/12/2016	43
Baffoni's Poultry Farm	Sampling	Sample Location # 1	April 2015	Grab	7/24/2015	5/31/2015	8/7/2015	68
Bagel Express	Sampling	Sample Location # 1	January 2015	Grab	3/24/2015	2/28/2015	5/28/2015	89
Bagel Express	Sampling	Sample Location # 1	July 2015	Grab	9/9/2015	8/31/2015	9/30/2015	30
Ballard Mack Sales and Service of RI	Sampling	Sample Location # 1	February 2015	Grab	3/31/2015	4/30/2015	5/5/2015	5
Barbara Mancini Cavicchio DDS	Certification	Dental BMP Certification	October 2015	Not Applicable	Not Applicable	11/30/2015	12/9/2015	9
Bella's Jewelry	Certification	Zero Discharge Certification	May 2015	Not Applicable	Not Applicable	6/30/2015	7/24/2015	24
Borrelli's Bakery	Sampling	Sample Location # 1	April 2015	Grab	10/12/2015	5/31/2015	10/27/2015	149
Bread Unlimited, LLC	Sampling	Sample Location # 1	May 2015	Grab	7/22/2015	6/30/2015	7/28/2015	28
Bread Unlimited, LLC	Sampling	Sample Location # 1	November 2015	Grab	1/8/2016	12/31/2015	1/20/2016	20
Broad, Inc.	Sampling	Sample Location # 1	October 2015	Grab	12/7/2015	11/30/2015	12/21/2015	21
Brown University - Central Heat Plant	Sampling	Sample Location # 2	April 2015	Grab	6/1/2015	5/31/2015	6/15/2015	15

**Field's Point  
Late Reports - 2015**

<b>Company</b>	<b>Report Type</b>	<b>Location</b>	<b>Month/Year Satisfied</b>	<b>Sample Type</b>	<b>Sample Date</b>	<b>Due Date</b>	<b>Received Date</b>	<b>Days Late</b>
Brown University - Central Heat Plant	Sampling	Sample Location # 2	April 2015	Grab	6/8/2015	5/31/2015	6/15/2015	15
Brown University - Central Heat Plant	Sampling	Sample Location # 2	April 2015	Grab	6/15/2015	5/31/2015	6/22/2015	22
Butler Hospital	Sampling	Sample Location #2	April 2015	Grab	6/26/2015	5/31/2015	6/30/2015	30
Cal's Corner Restaurant	Sampling	Sample Location # 1	May 2015	Grab	6/19/2015	6/30/2015	7/6/2015	6
Carcieri's Market	Sampling	Sample Location # 1	April 2015	Grab	9/23/2015	5/31/2015	9/23/2015	115
Certified Disaster Restoration	pH	Sample Location # 1	January 2015	Not Applicable	Not Applicable	3/2/2015	4/29/2015	58
Certified Disaster Restoration	pH	Sample Location # 1	February 2015	Not Applicable	Not Applicable	3/30/2015	4/29/2015	30
Certified Disaster Restoration	pH	Sample Location # 1	April 2015	Not Applicable	Not Applicable	5/30/2015	7/27/2015	58
Certified Disaster Restoration	pH	Sample Location # 1	May 2015	Not Applicable	Not Applicable	6/30/2015	7/27/2015	27
Certified Disaster Restoration	pH	Sample Location # 1	July 2015	Not Applicable	Not Applicable	8/30/2015	10/15/2015	46
Certified Disaster Restoration	pH	Sample Location # 1	August 2015	Not Applicable	Not Applicable	9/30/2015	10/15/2015	15
Certified Disaster Restoration	pH	Sample Location # 1	October 2015	Not Applicable	Not Applicable	11/30/2015	1/14/2016	45
Certified Disaster Restoration	pH	Sample Location # 1	November 2015	Not Applicable	Not Applicable	12/30/2015	1/14/2016	15
Chalkstone Supermarket	Sampling	Sample Location # 1	April 2015	Grab	7/29/2015	5/31/2015	8/31/2015	92
Chalkstone Supermarket	Sampling	Sample Location # 1	October 2015	Grab	1/19/2016	11/30/2015	1/26/2016	57
Champagne & Light DMDs	Certification	Dental BMP Certification	November 2015	Not Applicable	Not Applicable	12/31/2015	1/7/2016	7
Christiansen Dairy Co. Inc.	pH	Sample Location # 1	July 2015	Not Applicable	Not Applicable	8/30/2015	8/31/2015	1
Christina D. Dicommes DMD	Certification	Dental BMP Certification	October 2015	Not Applicable	Not Applicable	11/30/2015	12/9/2015	9
Cibao Supermarket	Sampling	Sample Location # 1	April 2015	Grab	4/26/2015	5/31/2015	6/5/2015	5
Cibao Supermarket	Sampling	Sample Location # 1	October 2015	Grab	10/31/2015	11/30/2015	12/1/2015	1
Colbea LLC (North Main)	Sampling	Sample Location # 1	January 2015	Grab	1/16/2015	2/28/2015	4/16/2015	47
Coletta's Collision Center	Sampling	Sample Location # 1	April 2015	Grab	4/29/2015	5/31/2015	6/4/2015	4
Comfort Dental	Certification	Dental BMP Certification	April 2015	Not Applicable	Not Applicable	5/31/2015	6/17/2015	17
Community College of RI	Sampling	Sample Location #2	April 2015	Grab	4/13/2015	5/31/2015	6/17/2015	17
Crisloid, LLC	Sampling	Sample Location # 1	April 2015	Grab	4/24/2015	5/31/2015	6/30/2015	30
Crisloid, LLC	Sampling	Sample Location # 1	July 2015	Grab	7/29/2015	8/31/2015	9/29/2015	29
Crisloid, LLC	Sampling	Sample Location # 1	October 2015	Grab	10/30/2015	11/30/2015	12/29/2015	29
D & D Chrome Plating	Certification	Zero Discharge Certification	February 2015	Not Applicable	Not Applicable	3/30/2015	3/31/2015	1
D & D Chrome Plating	Certification	Zero Discharge Certification	February 2015	Not Applicable	Not Applicable	3/30/2015	4/9/2015	10
D & D Chrome Plating	Certification	Zero Discharge Certification	September 2015	Not Applicable	Not Applicable	10/30/2015	11/9/2015	10
Dama Jewelry Technologies	Sampling	Sample Location # 1	April 2015	Composite	4/30/2015	5/31/2015	6/1/2015	1
David I. Konicov, D.D.S.	Certification	Dental BMP Certification	February 2015	Not Applicable	Not Applicable	4/30/2015	5/11/2015	11
Davies Technical School	Sampling	Sample Location # 1	April 2015	Grab	6/11/2015	5/31/2015	6/24/2015	24
Davies Technical School	Sampling	Sample Location # 1	October 2015	Grab	12/21/2015	11/30/2015	2/15/2016	77
Davies Technical School	Sampling	Sample Location # 2	April 2015	Grab	6/11/2015	5/31/2015	7/17/2015	47
Davies Technical School	Sampling	Sample Location # 2	October 2015	Grab	12/21/2015	11/30/2015	2/15/2016	77
Delcupolo, Abramowitz & Associates	Sampling	Sample Location # 1	April 2015	Grab	4/21/2015	5/31/2015	6/5/2015	5



**Field's Point  
Late Reports - 2015**

<b>Company</b>	<b>Report Type</b>	<b>Location</b>	<b>Month/Year Satisfied</b>	<b>Sample Type</b>	<b>Sample Date</b>	<b>Due Date</b>	<b>Received Date</b>	<b>Days Late</b>
DelGreco Family LLC	Sampling	Sample Location # 1	September 2015	Grab	10/15/2015	10/31/2015	11/12/2015	12
Dent Plus Dental Center	Certification	Dental BMP Certification	October 2015	Not Applicable	Not Applicable	11/30/2015	1/4/2016	35
Department of Administration	Sampling	Sample Location # 1	January 2015	Grab	1/14/2015	2/28/2015	3/10/2015	10
Designs International Inc.	Sampling	Sample Location # 1	July 2015	Grab	9/10/2015	8/31/2015	9/14/2015	14
DFI-EP, LLC	Sampling	Sample Location # 1	December 2015	Composite	12/22/2015	1/31/2016	2/1/2016	1
DFI-EP, LLC	pH	Sample Location # 1	April 2015	Not Applicable	Not Applicable	5/30/2015	6/1/2015	2
DFI-EP, LLC	pH	Sample Location # 1	December 2015	Not Applicable	Not Applicable	1/30/2016	2/1/2016	2
DiFruscia Industries, Inc.	Sampling	Sample Location # 1	April 2015	Composite	4/23/2015	5/31/2015	6/1/2015	1
DiFruscia Industries, Inc.	pH	Sample Location # 1	April 2015	Not Applicable	Not Applicable	5/30/2015	6/1/2015	2
DiFruscia Industries, Inc.	Sampling	Sample Location # 2	April 2015	Grab	4/23/2015	5/31/2015	6/1/2015	1
Drs. Rubinstein & Ducoff, Inc.	Certification	Dental BMP Certification	October 2015	Not Applicable	Not Applicable	11/30/2015	12/7/2015	7
E&M Enterprises, LTD	Sampling	Sample Location # 2	August 2015	Grab	8/1/2015	9/30/2015	10/13/2015	13
E&M Enterprises, LTD	Sampling	Sample Location # 2	December 2015	Grab	12/1/2015	1/31/2016	2/8/2016	8
Eagle Laundry Inc.	Sampling	Sample Location # 1	February 2015	Composite	3/23/2015	4/30/2015	5/7/2015	7
Eagle Laundry Inc.	Sampling	Sample Location # 1	June 2015	Composite	6/27/2015	7/31/2015	8/4/2015	4
East Coast Screen Printing	Sampling	Sample Location # 1	April 2015	Grab	5/28/2015	5/31/2015	6/8/2015	8
East Side Endodontics	Certification	Dental BMP Certification	December 2015	Not Applicable	Not Applicable	1/31/2016	2/8/2016	8
Eastern Screw Company	Sampling	Sample Location # 1	October 2015	Grab	12/7/2015	11/30/2015	12/15/2015	15
Eastern Screw Company	pH	Sample Location # 1	June 2015	Not Applicable	Not Applicable	7/30/2015	8/6/2015	7
Eastside Providence, LLC	Sampling	Sample Location # 1	February 2015	Grab	4/16/2015	4/30/2015	5/4/2015	4
Eastside Providence, LLC	Sampling	Sample Location # 1	September 2015	Grab	10/19/2015	10/31/2015	11/6/2015	6
Eastside Providence, LLC	Sampling	Sample Location # 2	February 2015	Grab	4/16/2015	4/30/2015	5/4/2015	4
Eastside Providence, LLC	Sampling	Sample Location # 2	September 2015	Grab	10/19/2015	10/31/2015	11/6/2015	6
Eastside Providence, LLC	Sampling	Sample Location # 3	February 2015	Grab	4/16/2015	4/30/2015	5/4/2015	4
Eastside Providence, LLC	Sampling	Sample Location # 3	September 2015	Grab	10/19/2015	10/31/2015	11/6/2015	6
Eastside Providence, LLC	Sampling	Sample Location # 4	March 2015	Grab	4/16/2015	4/30/2015	5/4/2015	4
Eastside Providence, LLC	Sampling	Sample Location # 4	September 2015	Grab	10/19/2015	10/31/2015	11/6/2015	6
Edesia Global Nutrition Solutions	Sampling	Sample Location # 1	February 2015	Grab	4/17/2015	3/31/2015	4/23/2015	23
Edesia Global Nutrition Solutions	Sampling	Sample Location # 1	August 2015	Grab	10/7/2015	9/30/2015	10/19/2015	19
Epoch Senior Living, Inc.	Sampling	Sample Location # 2	January 2015	Grab	1/2/2015	2/28/2015	4/13/2015	44
Epoch Senior Living, Inc.	Sampling	Sample Location # 2	April 2015	Grab	4/23/2015	5/31/2015	6/8/2015	8
Epoch Senior Living, Inc.	Sampling	Sample Location # 2	July 2015	Grab	7/13/2015	8/31/2015	11/5/2015	66
F. Saia Restaurants, Inc. LLC	Sampling	Sample Location # 1	January 2015	Grab	2/10/2015	2/28/2015	3/5/2015	5
FedEx Ground Package System, Inc.	Sampling	Sample Location # 1	April 2015	Grab	4/30/2015	5/31/2015	6/12/2015	12
FedEx Ground Package System, Inc.	Sampling	Sample Location # 2	April 2015	Grab	4/30/2015	5/31/2015	6/12/2015	12
Fed-Rick Veal Company	Sampling	Sample Location # 1	April 2015	Grab	6/10/2015	5/31/2015	8/6/2015	67
Fed-Rick Veal Company	Sampling	Sample Location # 1	October 2015	Grab	9/16/2015	11/30/2015	12/7/2015	7

**Field's Point  
Late Reports - 2015**

<b>Company</b>	<b>Report Type</b>	<b>Location</b>	<b>Month/Year Satisfied</b>	<b>Sample Type</b>	<b>Sample Date</b>	<b>Due Date</b>	<b>Received Date</b>	<b>Days Late</b>
First Casting, Inc.	Certification	Zero Discharge Certification	October 2015	Not Applicable	Not Applicable	11/30/2015	12/15/2015	15
Foremost Baking Company	Sampling	Sample Location # 1	January 2015	Grab	8/4/2015	2/28/2015	8/4/2015	157
Galvanique (Johnston)	Certification	Zero Discharge Certification	February 2015	Not Applicable	Not Applicable	3/30/2015	4/9/2015	10
Galvanique (Johnston)	Certification	Zero Discharge Certification	March 2015	Not Applicable	Not Applicable	4/30/2015	5/13/2015	13
Galvanique (Johnston)	Certification	Zero Discharge Certification	April 2015	Not Applicable	Not Applicable	5/30/2015	6/19/2015	20
Galvanique (Johnston)	Certification	Zero Discharge Certification	July 2015	Not Applicable	Not Applicable	8/30/2015	9/9/2015	10
Galvanique (Johnston)	Certification	Zero Discharge Certification	September 2015	Not Applicable	Not Applicable	10/30/2015	11/5/2015	6
Galvanique (Johnston)	Certification	Zero Discharge Certification	November 2015	Not Applicable	Not Applicable	12/30/2015	1/15/2016	16
Genesis Marketing Group - Warren Avenue	Certification	Zero Discharge Certification	December 2015	Not Applicable	Not Applicable	1/31/2016	2/11/2016	11
Gourmet Heaven	Sampling	Sample Location # 1	April 2015	Grab	9/16/2015	5/31/2015	9/16/2015	108
Gourmet Heaven - Meeting	Sampling	Sample Location # 1	April 2015	Grab	11/20/2015	5/31/2015	11/20/2015	173
Guatepan Bakery	Sampling	Sample Location # 1	April 2015	Grab	12/11/2015	5/31/2015	12/11/2015	194
Guatepan Bakery	Sampling	Sample Location # 1	October 2015	Grab	12/11/2015	11/30/2015	12/11/2015	11
H&S Management, LLC	Sampling	Sample Location # 1	March 2015	Grab	5/1/2015	4/30/2015	6/22/2015	53
H&S Management, LLC	Sampling	Sample Location # 1	September 2015	Grab	10/30/2015	10/31/2015	12/1/2015	31
Hasbro	Sampling	Sample Location # 2	January 2015	Grab	3/16/2015	2/28/2015	4/13/2015	44
Ideal Plating & Polishing Co., Inc.	pH	Sample Location # 1	March 2015	Not Applicable	Not Applicable	4/30/2015	5/4/2015	4
Ideal Plating & Polishing Co., Inc.	pH	Sample Location # 1	April 2015	Not Applicable	Not Applicable	5/30/2015	6/2/2015	3
Ideal Plating & Polishing Co., Inc.	pH	Sample Location # 1	May 2015	Not Applicable	Not Applicable	6/30/2015	7/6/2015	6
Ideal Plating & Polishing Co., Inc.	pH	Sample Location # 1	June 2015	Not Applicable	Not Applicable	7/30/2015	8/6/2015	7
Ideal Plating & Polishing Co., Inc.	pH	Sample Location # 1	August 2015	Not Applicable	Not Applicable	9/30/2015	10/2/2015	2
Imperial Tile & Marble Works Inc.	Sampling	Sample Location # 1	January 2015	Grab	3/11/2015	2/28/2015	3/18/2015	18
Imperial Tile & Marble Works Inc.	Sampling	Sample Location # 1	April 2015	Grab	6/10/2015	5/31/2015	6/22/2015	22
Imperial Tile & Marble Works Inc.	Sampling	Sample Location # 1	July 2015	Grab	9/10/2015	8/31/2015	9/30/2015	30
Imperial Tile & Marble Works Inc.	Sampling	Sample Location # 1	October 2015	Grab	12/9/2015	11/30/2015	12/21/2015	21
International Etching, Inc.	Sampling	Sample Location # 1	October 2015	Composite	10/24/2015	11/30/2015	12/4/2015	4
International Insignia Corporation	pH	Sample Location # 1	August 2015	Not Applicable	Not Applicable	9/30/2015	10/1/2015	1
Izzi Orthodontics	Sampling	Sample Location # 1	April 2015	Grab	5/4/2015	5/31/2015	6/8/2015	8
J.T.O. AAMCO, Inc.	Certification	Zero Discharge Certification	June 2015	Not Applicable	Not Applicable	7/31/2015	8/11/2015	11
Jacob Werba	Sampling	Dental BMP Certification	April 2015	Not Applicable	Not Applicable	5/31/2015	7/6/2015	36
JB Foley Printing Co., Inc	Sampling	Sample Location # 1	April 2015	Grab	4/30/2015	5/31/2015	10/5/2015	127
JC Gorham Co.	Certification	Zero Discharge Certification	May 2015	Not Applicable	Not Applicable	6/30/2015	7/28/2015	28
JC Gorham Co.	Certification	Zero Discharge Certification	August 2015	Not Applicable	Not Applicable	9/30/2015	12/4/2015	65
JC Gorham Co.	Certification	Zero Discharge Certification	September 2015	Not Applicable	Not Applicable	10/30/2015	12/4/2015	35
JC Gorham Co.	Certification	Zero Discharge Certification	October 2015	Not Applicable	Not Applicable	11/30/2015	12/4/2015	4
Jeanette's Bakery	Sampling	Sample Location # 1	April 2015	Grab	4/20/2015	5/31/2015	8/3/2015	64
John Rocchio Corp. (303.07C South)	pH	Sample Location # 9	February 2015	Not Applicable	Not Applicable	3/30/2015	4/13/2015	14

**Field's Point  
Late Reports - 2015**

<b>Company</b>	<b>Report Type</b>	<b>Location</b>	<b>Month/Year Satisfied</b>	<b>Sample Type</b>	<b>Sample Date</b>	<b>Due Date</b>	<b>Received Date</b>	<b>Days Late</b>
John Rocchio Corp. (303.07C South)	pH	Sample Location # 9	April 2015	Not Applicable	Not Applicable	5/30/2015	6/8/2015	9
John T. A. Romano DDS, Inc.	Certification	Dental BMP Certification	September 2015	Not Applicable	Not Applicable	10/31/2015	11/9/2015	9
Johnston Family Dentistry	Certification	Dental BMP Certification	September 2015	Not Applicable	Not Applicable	10/31/2015	11/12/2015	12
JTMJ, LLC	Sampling	Sample Location # 1	October 2015	Grab	12/30/2015	11/30/2015	1/11/2016	42
JTMJ, LLC	Sampling	Sample Location # 1	October 2015	Grab	1/11/2016	11/30/2015	1/21/2016	52
JTMJ, LLC	Sampling	Sample Location # 1	October 2015	Grab	1/25/2016	11/30/2015	2/3/2016	65
KB Surfaces	Certification	Zero Discharge Certification	December 2015	Not Applicable	Not Applicable	1/31/2016	2/4/2016	4
Kelly's Car Wash, Inc.	Sampling	Sample Location # 1	April 2015	Grab	4/30/2015	5/31/2015	6/2/2015	2
Ken Rocha Collision, LLC	Sampling	Sample Location # 1	September 2015	Grab	10/8/2015	10/31/2015	11/12/2015	12
Lawrence P. Stephenson, DDS, Ltd.	Certification	Dental BMP Certification	October 2015	Not Applicable	Not Applicable	11/30/2015	12/16/2015	16
L'Image	Certification	Zero Discharge Certification	December 2015	Not Applicable	Not Applicable	1/31/2016	2/5/2016	5
Mahr Federal Inc.	Sampling	Sample Location # 1	June 2015	Composite	6/3/2015	7/31/2015	8/11/2015	11
Mansolillo, Mansolillo & Mansolillo LLC	Certification	Dental BMP Certification	April 2015	Not Applicable	Not Applicable	5/31/2015	6/24/2015	24
Mark Precision, Inc.	Certification	Zero Discharge Certification	December 2015	Not Applicable	Not Applicable	1/31/2016	2/11/2016	11
Markos Automotive	Sampling	Sample Location # 1	January 2015	Grab	3/19/2015	2/28/2015	4/7/2015	38
Markos Automotive	Sampling	Sample Location # 1	July 2015	Grab	9/21/2015	8/31/2015	10/13/2015	43
Martin S. Hanoian, DMD, Ltd.	Certification	Dental BMP Certification	October 2015	Not Applicable	Not Applicable	11/30/2015	12/17/2015	17
Martinelli Brothers LLC	Sampling	Sample Location # 1	April 2015	Grab	6/24/2015	5/31/2015	7/8/2015	38
Martinelli Brothers LLC	Sampling	Sample Location # 1	October 2015	Grab	11/6/2015	11/30/2015	12/3/2015	3
Maya Bakery	Sampling	Sample Location # 1	April 2015	Grab	6/23/2015	5/31/2015	7/9/2015	39
Maya Bakery	Sampling	Sample Location # 1	October 2015	Grab	11/30/2015	11/30/2015	12/16/2015	16
Metro Motor Group	Sampling	Sample Location # 1	December 2015	Grab	12/7/2015	1/31/2016	2/10/2016	10
Michael A. Barry, DMD, Inc.	Certification	Dental BMP Certification	April 2015	Not Applicable	Not Applicable	5/31/2015	6/11/2015	11
Mineral Spring Holdings, LLC	Sampling	Sample Location # 1	January 2015	Grab	5/28/2015	2/28/2015	6/22/2015	114
Mineral Spring Holdings, LLC	Sampling	Sample Location # 1	July 2015	Grab	9/21/2015	8/31/2015	11/2/2015	63
Moon Tide Dyers	Sampling	Sample Location # 1	April 2015	Grab	6/16/2015	5/31/2015	6/22/2015	22
Moon Tide Dyers	Sampling	Sample Location # 1	October 2015	Grab	12/15/2015	11/30/2015	12/29/2015	29
Moon Tide Dyers	pH	Sample Location # 1	April 2015	Not Applicable	Not Applicable	5/30/2015	6/4/2015	5
Moon Tide Dyers	pH	Sample Location # 1	September 2015	Not Applicable	Not Applicable	10/30/2015	11/16/2015	17
Moran Foods, LLC	Sampling	Sample Location # 1	October 2015	Grab	12/17/2015	11/30/2015	1/22/2016	53
Mutual Metals/Mutual Cornell	pH	Sample Location # 1	February 2015	Not Applicable	Not Applicable	3/30/2015	4/24/2015	25
Mutual Metals/Mutual Cornell	pH	Sample Location # 1	April 2015	Not Applicable	Not Applicable	5/30/2015	6/18/2015	19
Mutual Metals/Mutual Cornell	pH	Sample Location # 1	June 2015	Not Applicable	Not Applicable	7/30/2015	8/13/2015	14
Mutual Metals/Mutual Cornell	pH	Sample Location # 1	August 2015	Not Applicable	Not Applicable	9/30/2015	10/8/2015	8
Mutual Metals/Mutual Cornell	pH	Sample Location # 1	October 2015	Not Applicable	Not Applicable	11/30/2015	12/23/2015	23
NC Dental, Inc.	Certification	Dental BMP Certification	January 2015	Not Applicable	Not Applicable	2/28/2015	3/18/2015	18
NGC INC.	Sampling	Sample Location # 1	January 2015	Grab	1/5/2015	2/28/2015	3/12/2015	12

**Field's Point  
Late Reports - 2015**

<b>Company</b>	<b>Report Type</b>	<b>Location</b>	<b>Month/Year Satisfied</b>	<b>Sample Type</b>	<b>Sample Date</b>	<b>Due Date</b>	<b>Recieved Date</b>	<b>Days Late</b>
Nick's Auto Body, Inc.	Sampling	Sample Location # 1	April 2015	Grab	5/16/2015	5/31/2015	6/3/2015	3
Nick's Auto Body, Inc.	Sampling	Sample Location # 1	April 2015	Grab	6/6/2015	5/31/2015	6/17/2015	17
Nick's Auto Body, Inc.	Sampling	Sample Location # 1	April 2015	Grab	6/13/2015	5/31/2015	6/30/2015	30
NNC of Rhode Island, Inc.	Sampling	Sample Location # 1	July 2015	Grab	7/31/2015	8/31/2015	9/1/2015	1
North Providence Dental Associates	Certification	Dental BMP Certification	June 2015	Not Applicable	Not Applicable	7/31/2015	9/3/2015	34
Nueva San Salvador Bakery, Inc.	Sampling	Sample Location # 1	January 2015	Grab	3/9/2015	2/28/2015	5/11/2015	72
Nueva San Salvador Bakery, Inc.	Sampling	Sample Location # 1	July 2015	Grab	9/15/2015	8/31/2015	10/19/2015	49
Ocean State Peeled Potatoes	Sampling	Sample Location # 1	July 2015	Composite	7/8/2015	8/31/2015	9/8/2015	8
Olga Frey, D.M.D.	Certification	Dental BMP Certification	April 2015	Not Applicable	Not Applicable	5/31/2015	6/10/2015	10
Olneyville NY System	Sampling	Sample Location # 1	May 2015	Grab	5/19/2015	6/30/2015	7/10/2015	10
Olneyville NY System	Sampling	Sample Location # 1	November 2015	Grab	11/17/2015	12/31/2015	1/11/2016	11
Padilla Bakery	Sampling	Sample Location # 1	January 2015	Grab	8/4/2015	2/28/2015	8/4/2015	157
Panaderia El Paisano	Sampling	Sample Location # 1	January 2015	Grab	1/12/2015	2/28/2015	3/10/2015	10
Panaderia El Paisano	Sampling	Sample Location # 1	July 2015	Grab	8/24/2015	8/31/2015	9/9/2015	9
Panaderia El Paisano	Sampling	Sample Location # 2	April 2015	Grab	8/17/2015	5/31/2015	8/27/2015	88
Panaderia El Paisano	Sampling	Sample Location # 2	October 2015	Grab	1/4/2016	11/30/2015	1/12/2016	43
Panaderia El Quetzal, Inc.	Sampling	Sample Location # 1	April 2015	Grab	4/15/2015	5/31/2015	6/12/2015	12
Panaderia El Quetzal, Inc.	Sampling	Sample Location # 1	October 2015	Grab	12/3/2015	11/30/2015	1/15/2016	46
Philip D. Barr, DDS	Sampling	Sample Location # 1	April 2015	Grab	6/9/2015	5/31/2015	6/26/2015	26
Philip D. Barr, DDS	Sampling	Sample Location # 1	April 2015	Grab	7/13/2015	5/31/2015	8/3/2015	64
Philip D. Barr, DDS	Sampling	Sample Location # 1	April 2015	Grab	7/20/2015	5/31/2015	8/3/2015	64
Philip D. Barr, DDS	Sampling	Sample Location # 1	April 2015	Grab	7/28/2015	5/31/2015	8/19/2015	80
Philip D. Barr, DDS	Sampling	Sample Location # 1	April 2015	Grab	8/3/2015	5/31/2015	9/2/2015	94
Pho Paradise, Inc.	Sampling	Sample Location # 1	April 2015	Grab	9/28/2015	5/31/2015	11/10/2015	163
Portion Meat Associates	Sampling	Sample Location # 1	June 2015	Grab	8/19/2015	7/31/2015	9/10/2015	41
Portland Transmission	Certification	Zero Discharge Certification	June 2015	Not Applicable	Not Applicable	7/31/2015	8/12/2015	12
Portland Transmission Co.	Certification	Zero Discharge Certification	December 2015	Not Applicable	Not Applicable	1/31/2016	2/9/2016	9
Price Rite	Sampling	Sample Location # 1	May 2015	Grab	6/1/2015	6/30/2015	7/21/2015	21
Price Rite	Sampling	Sample Location # 1	May 2015	Grab	8/10/2015	6/30/2015	9/30/2015	92
Price Rite	Sampling	Sample Location # 1	May 2015	Grab	10/8/2015	6/30/2015	10/16/2015	108
Price Rite	Sampling	Sample Location # 1	May 2015	Grab	12/9/2015	6/30/2015	12/11/2015	164
Price Rite	Sampling	Sample Location # 1	May 2015	Grab	12/30/2015	6/30/2015	1/5/2016	189
Price Rite	Sampling	Sample Location # 1	May 2015	Grab	1/6/2016	6/30/2015	1/20/2016	204
Price Rite	Sampling	Sample Location # 1	May 2015	Grab	1/18/2016	6/30/2015	1/22/2016	206
Price Rite	Sampling	Sample Location # 1	May 2015	Grab	2/2/2016	6/30/2015	2/9/2016	224
Prospect CharterCARE RWMC, LLC	Sampling	Sample Location # 2	October 2015	Grab	10/31/2015	11/30/2015	1/4/2016	35
Prospect CharterCARE RWMC, LLC	Sampling	Sample Location # 3	October 2015	Grab	10/29/2015	11/30/2015	1/4/2016	35

**Field's Point  
Late Reports - 2015**

<b>Company</b>	<b>Report Type</b>	<b>Location</b>	<b>Month/Year Satisfied</b>	<b>Sample Type</b>	<b>Sample Date</b>	<b>Due Date</b>	<b>Recieved Date</b>	<b>Days Late</b>
Prospect CharterCARE RWMC, LLC	Sampling	Sample Location # 4	October 2015	Grab	10/29/2015	11/30/2015	1/4/2016	35
Prospect CharterCARE RWMC, LLC (Maude)	Sampling	Sample Location # 1	August 2015	Grab	8/4/2015	9/30/2015	1/4/2016	96
Prospect CharterCARE RWMC, LLC (Maude)	Sampling	Sample Location # 1	October 2015	Grab	10/29/2015	11/30/2015	1/4/2016	35
Prospect CharterCARE RWMC, LLC (Maude)	Sampling	Sample Location # 2	October 2015	Grab	10/29/2015	11/30/2015	1/4/2016	35
Prospect CharterCARE RWMC, LLC (Maude)	Sampling	Sample Location # 3	October 2015	Grab	10/29/2015	11/30/2015	1/4/2016	35
Prospect CharterCARE SJHSRI, LLC	Sampling	Sample Location # 2	October 2015	Grab	10/1/2015	11/30/2015	1/4/2016	35
Prospect CharterCARE SJHSRI, LLC -Atwood	Sampling	Sample Location # 2	September 2015	Grab	1/19/2016	10/31/2015	1/19/2016	80
Providence Career & Technical Academy	Sampling	Sample Location # 1	January 2015	Grab	4/2/2015	2/28/2015	5/14/2015	75
Providence Career & Technical Academy	Sampling	Sample Location # 1	July 2015	Grab	9/17/2015	8/31/2015	11/2/2015	63
Providence College - Schneider Arena	Sampling	Sample Location # 1	February 2015	Grab	4/6/2015	3/31/2015	4/14/2015	14
Providence Community Health Centers, Inc	Sampling	Sample Location # 1	September 2015	Grab	9/1/2015	10/31/2015	11/10/2015	10
Providence Electroplating Works	Certification	Zero Discharge Certification	January 2015	Not Applicable	Not Applicable	3/2/2015	3/24/2015	22
Providence Electroplating Works	Certification	Zero Discharge Certification	February 2015	Not Applicable	Not Applicable	3/30/2015	4/16/2015	17
Providence Electroplating Works	Certification	Zero Discharge Certification	June 2015	Not Applicable	Not Applicable	7/30/2015	8/11/2015	12
Providence Electroplating Works	Certification	Zero Discharge Certification	July 2015	Not Applicable	Not Applicable	8/30/2015	9/8/2015	9
Providence Electroplating Works	Certification	Zero Discharge Certification	September 2015	Not Applicable	Not Applicable	10/30/2015	11/12/2015	13
Providence Public Safety Complex	Sampling	Sample Location # 1	February 2015	Grab	7/14/2015	3/31/2015	8/5/2015	127
Providence Public Safety Complex	Sampling	Sample Location # 1	August 2015	Grab	12/1/2015	9/30/2015	1/11/2016	103
Providence Specialty Products	pH	Sample Location # 1	January 2015	Not Applicable	Not Applicable	3/2/2015	3/19/2015	17
Providence Specialty Products	pH	Sample Location # 1	February 2015	Not Applicable	Not Applicable	3/30/2015	4/27/2015	28
Providence Specialty Products	pH	Sample Location # 1	May 2015	Not Applicable	Not Applicable	6/30/2015	7/13/2015	13
Providence Specialty Products	pH	Sample Location # 1	June 2015	Not Applicable	Not Applicable	7/30/2015	8/3/2015	4
Providence Specialty Products	pH	Sample Location # 1	July 2015	Not Applicable	Not Applicable	8/30/2015	8/31/2015	1
Providence Specialty Products	pH	Sample Location # 1	August 2015	Not Applicable	Not Applicable	9/30/2015	10/5/2015	5
Providence Specialty Products	pH	Sample Location # 1	November 2015	Not Applicable	Not Applicable	12/30/2015	1/14/2016	15
Providence Specialty Products	pH	Sample Location # 2	January 2015	Not Applicable	Not Applicable	3/2/2015	3/19/2015	17
Providence Specialty Products	pH	Sample Location # 2	February 2015	Not Applicable	Not Applicable	3/30/2015	4/27/2015	28
Providence Specialty Products	pH	Sample Location # 2	May 2015	Not Applicable	Not Applicable	6/30/2015	7/13/2015	13
Providence Specialty Products	pH	Sample Location # 2	June 2015	Not Applicable	Not Applicable	7/30/2015	8/3/2015	4
Providence Specialty Products	pH	Sample Location # 2	July 2015	Not Applicable	Not Applicable	8/30/2015	8/31/2015	1
Providence Specialty Products	pH	Sample Location # 2	August 2015	Not Applicable	Not Applicable	9/30/2015	10/5/2015	5
Providence Specialty Products	pH	Sample Location # 2	November 2015	Not Applicable	Not Applicable	12/30/2015	1/14/2016	15

**Field's Point  
Late Reports - 2015**

<b>Company</b>	<b>Report Type</b>	<b>Location</b>	<b>Month/Year Satisfied</b>	<b>Sample Type</b>	<b>Sample Date</b>	<b>Due Date</b>	<b>Received Date</b>	<b>Days Late</b>
Quality Beef Co., Inc.	Sampling	Sample Location # 1	June 2015	Grab	8/14/2015	7/31/2015	9/26/2015	57
Quality Beef Co., Inc.	Sampling	Sample Location # 2	June 2015	Grab	8/14/2015	7/31/2015	8/26/2015	26
Quality Seafood	Sampling	Sample Location # 1	April 2015	Grab	4/15/2015	5/31/2015	6/12/2015	12
R & J Manufacturing Company	Sampling	Sample Location # 1	July 2015	Composite	7/16/2015	8/31/2015	8/31/2015	0
R & J Manufacturing Company	Sampling	Sample Location # 2	July 2015	Grab	8/6/2015	8/31/2015	8/31/2015	0
R. E. Sturdy Company, Inc.	Sampling	Sample Location # 1	December 2015	Composite	12/16/2015	1/31/2016	2/4/2016	4
R. E. Sturdy Company, Inc.	pH	Sample Location # 1	January 2015	Not Applicable	Not Applicable	3/2/2015	3/11/2015	9
R. E. Sturdy Company, Inc.	pH	Sample Location # 1	April 2015	Not Applicable	Not Applicable	5/30/2015	6/12/2015	13
R. E. Sturdy Company, Inc.	pH	Sample Location # 1	June 2015	Not Applicable	Not Applicable	7/30/2015	8/13/2015	14
R. E. Sturdy Company, Inc.	pH	Sample Location # 1	September 2015	Not Applicable	Not Applicable	10/30/2015	11/12/2015	13
R. E. Sturdy Company, Inc.	pH	Sample Location # 1	November 2015	Not Applicable	Not Applicable	12/30/2015	1/13/2016	14
R.I. Beef & Veal, Incorporated	Sampling	Sample Location # 1	July 2015	Grab	9/11/2015	8/31/2015	9/23/2015	23
R.I. Beef & Veal, Incorporated	Sampling	Sample Location # 1	October 2015	Grab	11/25/2015	11/30/2015	12/24/2015	24
R.I.P.T.A. - 750 Elmwood	Sampling	Sample Location # 1	April 2015	Grab	4/13/2015	5/31/2015	6/22/2015	22
R.I.P.T.A. - Para-Transit Facility	Sampling	Sample Location # 1	April 2015	Grab	4/13/2015	5/31/2015	6/22/2015	22
R.I.P.T.A.-New Bus Facility	Sampling	Sample Location # 1	April 2015	Grab	4/13/2015	5/31/2015	6/22/2015	22
R.I.P.T.A.-New Bus Facility	Sampling	Sample Location # 2	April 2015	Grab	4/13/2015	5/31/2015	6/22/2015	22
Reyes Food Market	Sampling	Sample Location # 1	October 2015	Grab	10/14/2015	11/30/2015	1/4/2016	35
Rhode Island Chemical Corporation	Certification	Zero Discharge Certification	January 2015	Not Applicable	Not Applicable	3/2/2015	3/10/2015	8
Rhode Island Chemical Corporation	Certification	Zero Discharge Certification	March 2015	Not Applicable	Not Applicable	4/30/2015	5/21/2015	21
Rhode Island Chemical Corporation	Certification	Zero Discharge Certification	August 2015	Not Applicable	Not Applicable	9/30/2015	10/13/2015	13
Rhode Island Chemical Corporation	Certification	Zero Discharge Certification	October 2015	Not Applicable	Not Applicable	11/30/2015	12/4/2015	4
Rhode Island College - Connection 2	Sampling	Sample Location # 1	April 2015	Grab	4/13/2015	5/31/2015	6/18/2015	18
Rhode Island College - Connection 2	Sampling	Sample Location # 2	April 2015	Grab	4/13/2015	5/31/2015	6/18/2015	18
Rhode Island College - Connection 2	Sampling	Sample Location # 3	April 2015	Grab	4/13/2015	5/31/2015	6/18/2015	18
Rhode Island College - Connection 2	Certification	Zero Discharge Certification	February 2015	Not Applicable	Not Applicable	3/31/2015	4/13/2015	13
Rhode Island College - Connection 2	Certification	Zero Discharge Certification	April 2015	Not Applicable	Not Applicable	5/31/2015	6/18/2015	18
Rhode Island College - Connection 2	Certification	Zero Discharge Certification	June 2015	Not Applicable	Not Applicable	7/31/2015	8/4/2015	4
Rhode Island College - Connection 2	Certification	Zero Discharge Certification	September 2015	Not Applicable	Not Applicable	10/31/2015	11/23/2015	23
Rhode Island College - Connection 2	Certification	Zero Discharge Certification	November 2015	Not Applicable	Not Applicable	12/31/2015	1/21/2016	21
Rhode Island College - Connection 3	Sampling	Sample Location # 1	April 2015	Grab	9/11/2015	5/31/2015	9/15/2015	107
Rhode Island Convention Center	Sampling	Sample Location # 1	January 2015	Grab	3/11/2015	2/28/2015	3/31/2015	31
Rhode Island Convention Center	Sampling	Sample Location # 1	July 2015	Grab	9/22/2015	8/31/2015	10/8/2015	38
Rhode Island Recycled Metals, LLC.	Certification	Zero Discharge Certification	January 2015	Not Applicable	Not Applicable	2/28/2015	5/22/2015	83
Rhode Island Recycled Metals, LLC.	Certification	Zero Discharge Certification	July 2015	Not Applicable	Not Applicable	8/31/2015	9/16/2015	16
Robert L. Serinsky	Certification	Dental BMP Certification	September 2015	Not Applicable	Not Applicable	10/31/2015	11/12/2015	12
Ron's Pastry Gourmet	Sampling	Sample Location # 1	April 2015	Grab	8/6/2015	5/31/2015	8/20/2015	81

**Field's Point  
Late Reports - 2015**

<b>Company</b>	<b>Report Type</b>	<b>Location</b>	<b>Month/Year Satisfied</b>	<b>Sample Type</b>	<b>Sample Date</b>	<b>Due Date</b>	<b>Recieved Date</b>	<b>Days Late</b>
Rosa Mia Pizza and More	Sampling	Sample Location # 1	February 2015	Grab	3/20/2015	3/31/2015	4/10/2015	10
Rosa Mia Pizza and More	Sampling	Sample Location # 1	August 2015	Grab	8/24/2015	9/30/2015	10/2/2015	2
Rossi's Cold Cuts & Deli	Sampling	Sample Location # 1	March 2015	Grab	5/20/2015	4/30/2015	6/3/2015	34
Rossi's Cold Cuts & Deli	Sampling	Sample Location # 1	September 2015	Grab	12/2/2015	10/31/2015	12/16/2015	46
RVS Mfg. Co.	Certification	Zero Discharge Certification	January 2015	Not Applicable	Not Applicable	3/2/2015	3/3/2015	1
RVS Mfg. Co.	Certification	Zero Discharge Certification	February 2015	Not Applicable	Not Applicable	3/30/2015	4/1/2015	2
RVS Mfg. Co.	Certification	Zero Discharge Certification	March 2015	Not Applicable	Not Applicable	4/30/2015	5/13/2015	13
RVS Mfg. Co.	Certification	Zero Discharge Certification	August 2015	Not Applicable	Not Applicable	9/30/2015	10/7/2015	7
RVS Mfg. Co.	Certification	Zero Discharge Certification	November 2015	Not Applicable	Not Applicable	12/30/2015	1/15/2016	16
S.B. Winsor Dairy	Sampling	Sample Location # 1	April 2015	Grab	6/5/2015	5/31/2015	7/6/2015	36
S.B. Winsor Dairy	Sampling	Sample Location # 1	October 2015	Grab	11/19/2015	11/30/2015	12/10/2015	10
Scialo Bros. Bakery	Sampling	Sample Location # 1	August 2015	Grab	9/11/2015	9/30/2015	10/8/2015	8
Scialo Bros. Bakery	Sampling	Sample Location # 1	August 2015	Grab	10/23/2015	9/30/2015	11/18/2015	49
Scialo Bros. Bakery	Sampling	Sample Location # 1	August 2015	Grab	10/30/2015	9/30/2015	12/10/2015	71
Scialo Bros. Bakery	Sampling	Sample Location # 1	August 2015	Grab	11/6/2015	9/30/2015	12/10/2015	71
Scialo Bros. Bakery	Sampling	Sample Location # 1	August 2015	Grab	11/13/2015	9/30/2015	12/17/2015	78
Sedna Seafoods, LLC	Sampling	Sample Location # 1	April 2015	Grab	5/5/2015	5/31/2015	6/8/2015	8
Sedna Seafoods, LLC	Sampling	Sample Location # 1	October 2015	Grab	11/16/2015	11/30/2015	12/10/2015	10
Shell Oil Company	Sampling	Sample Location # 1	January 2015	Grab	1/16/2015	2/28/2015	4/16/2015	47
Shell Oil Products Company	Sampling	Sample Location # 1	January 2015	Grab	1/16/2015	2/28/2015	4/16/2015	47
Something Different	Sampling	Sample Location # 1	October 2015	Grab	10/29/2015	11/30/2015	12/29/2015	29
Speedy Auto Service by Monro	Sampling	Sample Location # 1	January 2015	Grab	1/30/2015	2/28/2015	3/16/2015	16
Stop & Shop Supermarket #703	Sampling	Sample Location # 1	September 2015	Grab	9/8/2015	10/31/2015	11/2/2015	2
Stop & Shop Supermarket #703	Sampling	Sample Location # 2	September 2015	Grab	9/8/2015	10/31/2015	11/2/2015	2
Stop & Shop Supermarket #722	Sampling	Sample Location # 1	September 2015	Grab	9/8/2015	10/31/2015	11/2/2015	2
Stop & Shop Supermarket #724	Sampling	Sample Location # 1	June 2015	Grab	7/20/2015	7/31/2015	8/20/2015	20
Stop & Shop Supermarket #724	Sampling	Sample Location # 1	September 2015	Grab	9/8/2015	10/31/2015	11/2/2015	2
Stop & Shop Supermarket #725	Sampling	Sample Location # 1	September 2015	Grab	9/8/2015	10/31/2015	11/2/2015	2
Swan Point Cemetery	Sampling	Sample Location # 1	January 2015	Grab	2/20/2015	2/28/2015	3/3/2015	3
Swan Point Cemetery	Sampling	Sample Location # 1	July 2015	Grab	8/14/2015	8/31/2015	8/31/2015	0
SWG Promotions, LLC	Sampling	Sample Location # 1	April 2015	Grab	6/16/2015	5/31/2015	6/23/2015	23
Tedesco's Sausage Shop	Sampling	Sample Location # 1	October 2015	Grab	11/11/2015	11/30/2015	12/7/2015	7
Tenares Supermarket	Sampling	Sample Location # 2	March 2015	Grab	7/20/2015	4/30/2015	8/17/2015	109
The Abbey	Sampling	Sample Location # 1	May 2015	Grab	7/7/2015	6/30/2015	7/17/2015	17
The Abbey	Sampling	Sample Location # 1	November 2015	Grab	1/6/2016	12/31/2015	1/20/2016	20
The Aesthetic Dental Studio of RI	Certification	Dental BMP Certification	January 2015	Not Applicable	Not Applicable	2/28/2015	3/16/2015	16
The Aesthetic Dental Studio of RI	Sampling	Sample Location # 1	January 2015	Grab	1/5/2015	2/28/2015	3/16/2015	16

**Field's Point  
Late Reports - 2015**

<b>Company</b>	<b>Report Type</b>	<b>Location</b>	<b>Month/Year Satisfied</b>	<b>Sample Type</b>	<b>Sample Date</b>	<b>Due Date</b>	<b>Recieved Date</b>	<b>Days Late</b>
The Aesthetic Dental Studio of RI	Sampling	Sample Location # 1	January 2015	Grab	1/5/2015	2/28/2015	4/6/2015	37
The Original Italian Bakery, Inc.	Sampling	Sample Location # 1	April 2015	Grab	2/18/2015	5/31/2015	6/22/2015	22
The Providence Journal Company	Sampling	Sample Location # 1	July 2015	Grab	7/1/2015	8/31/2015	9/3/2015	3
The Providence Mint, Inc.	Certification	Zero Discharge Certification	December 2015	Not Applicable	Not Applicable	1/31/2016	2/1/2016	1
Thomas S. Mulvey DDS LLC	Certification	Dental BMP Certification	August 2015	Not Applicable	Not Applicable	9/30/2015	10/9/2015	9
Three Way Meat Corporation	Sampling	Sample Location # 1	January 2015	Grab	1/14/2015	2/28/2015	3/9/2015	9
Three Way Meat Corporation	Sampling	Sample Location # 1	July 2015	Grab	7/28/2015	8/31/2015	9/16/2015	16
Three Way Meat Corporation	Sampling	Sample Location # 2	January 2015	Grab	1/19/2015	2/28/2015	3/9/2015	9
Three Way Meat Corporation	Sampling	Sample Location # 2	July 2015	Grab	7/28/2015	8/31/2015	9/16/2015	16
Times 2 Academy	Sampling	Sample Location # 1	October 2015	Grab	12/11/2015	11/30/2015	12/30/2015	30
Tower Manufacturing Corp.	pH	Sample Location # 1	February 2015	Not Applicable	Not Applicable	3/30/2015	3/31/2015	1
Tower Manufacturing Corp.	pH	Sample Location # 1	April 2015	Not Applicable	Not Applicable	5/30/2015	6/1/2015	2
Tower Manufacturing Corp.	pH	Sample Location # 1	May 2015	Not Applicable	Not Applicable	6/30/2015	7/1/2015	1
Travelers Auto Body, Inc.	Sampling	Sample Location # 1	April 2015	Grab	5/13/2015	5/31/2015	6/4/2015	4
Tri-Jay Company	Sampling	Sample Location # 1	July 2015	Composite	7/30/2015	8/31/2015	8/31/2015	0
Unique Plating Company	Sampling	Sample Location # 1	April 2015	Composite	4/2/2015	5/31/2015	6/1/2015	1
Unique Plating Company	Sampling	Sample Location # 1	December 2015	Composite	12/8/2015	1/31/2016	2/8/2016	8
Unique Plating Company	pH	Sample Location # 1	April 2015	Not Applicable	Not Applicable	5/30/2015	6/1/2015	2
Unique Plating Company	pH	Sample Location # 1	May 2015	Not Applicable	Not Applicable	6/30/2015	7/1/2015	1
Unique Plating Company	pH	Sample Location # 1	December 2015	Not Applicable	Not Applicable	1/30/2016	2/8/2016	9
Unique Plating Company	Sampling	Sample Location # 2	April 2015	Composite	4/2/2015	5/31/2015	6/1/2015	1
Universal Plating Company, Inc.	Sampling	Sample Location # 1	February 2015	Composite	2/17/2015	3/31/2015	4/22/2015	22
Universal Plating Company, Inc.	Sampling	Sample Location # 1	April 2015	Composite	4/6/2015	5/31/2015	6/24/2015	24
Universal Plating Company, Inc.	Sampling	Sample Location # 1	August 2015	Composite	8/25/2015	9/30/2015	10/23/2015	23
Universal Plating Company, Inc.	Sampling	Sample Location # 1	October 2015	Composite	10/26/2015	11/30/2015	12/23/2015	23
Universal Plating Company, Inc.	pH	Sample Location # 1	January 2015	Not Applicable	Not Applicable	3/2/2015	3/26/2015	24
Universal Plating Company, Inc.	pH	Sample Location # 1	February 2015	Not Applicable	Not Applicable	3/30/2015	4/22/2015	23
Universal Plating Company, Inc.	pH	Sample Location # 1	March 2015	Not Applicable	Not Applicable	4/30/2015	5/28/2015	28
Universal Plating Company, Inc.	pH	Sample Location # 1	April 2015	Not Applicable	Not Applicable	5/30/2015	6/24/2015	25
Universal Plating Company, Inc.	pH	Sample Location # 1	May 2015	Not Applicable	Not Applicable	6/30/2015	7/15/2015	15
Universal Plating Company, Inc.	pH	Sample Location # 1	June 2015	Not Applicable	Not Applicable	7/30/2015	8/26/2015	27
Universal Plating Company, Inc.	pH	Sample Location # 1	July 2015	Not Applicable	Not Applicable	8/30/2015	9/21/2015	22
Universal Plating Company, Inc.	pH	Sample Location # 1	August 2015	Not Applicable	Not Applicable	9/30/2015	10/23/2015	23
Universal Plating Company, Inc.	pH	Sample Location # 1	September 2015	Not Applicable	Not Applicable	10/30/2015	11/23/2015	24
Universal Plating Company, Inc.	pH	Sample Location # 1	October 2015	Not Applicable	Not Applicable	11/30/2015	12/23/2015	23
Universal Plating Company, Inc.	pH	Sample Location # 1	November 2015	Not Applicable	Not Applicable	12/30/2015	1/21/2016	22
Universal Shaped Wire	Certification	Zero Discharge Certification	January 2015	Not Applicable	Not Applicable	3/2/2015	3/16/2015	14



**Field's Point  
Late Reports - 2015**

<b>Company</b>	<b>Report Type</b>	<b>Location</b>	<b>Month/Year Satisfied</b>	<b>Sample Type</b>	<b>Sample Date</b>	<b>Due Date</b>	<b>Received Date</b>	<b>Days Late</b>
Universal Shaped Wire	Certification	Zero Discharge Certification	March 2015	Not Applicable	Not Applicable	4/30/2015	5/18/2015	18
Universal Shaped Wire	Certification	Zero Discharge Certification	May 2015	Not Applicable	Not Applicable	6/30/2015	7/9/2015	9
Universal Shaped Wire	Certification	Zero Discharge Certification	July 2015	Not Applicable	Not Applicable	8/30/2015	9/8/2015	9
Universal Shaped Wire	Certification	Zero Discharge Certification	September 2015	Not Applicable	Not Applicable	10/30/2015	11/23/2015	24
Universal Shaped Wire	Certification	Zero Discharge Certification	November 2015	Not Applicable	Not Applicable	12/30/2015	1/11/2016	12
University Foot Center, Inc.	Sampling	Sample Location # 1	October 2015	Grab	1/11/2016	11/30/2015	1/11/2016	42
V.A. Medical Center	Sampling	Sample Location # 4	May 2015	Grab	6/5/2015	6/30/2015	7/2/2015	2
VB Pizza, LLC	Sampling	Sample Location # 1	April 2015	Grab	5/20/2015	5/31/2015	6/11/2015	11
VB Pizza, LLC	Sampling	Sample Location # 1	April 2015	Grab	8/20/2015	5/31/2015	8/31/2015	92
VB Pizza, LLC	Sampling	Sample Location # 1	April 2015	Grab	8/31/2015	5/31/2015	9/14/2015	106
VB Pizza, LLC	Sampling	Sample Location # 1	April 2015	Grab	9/18/2015	5/31/2015	9/25/2015	117
VB Pizza, LLC	Sampling	Sample Location # 1	April 2015	Grab	9/23/2015	5/31/2015	10/2/2015	124
V-Mart	Sampling	Sample Location # 1	April 2015	Grab	4/24/2015	5/31/2015	9/11/2015	103
V-Mart	Sampling	Sample Location # 1	October 2015	Grab	10/27/2015	11/30/2015	1/26/2016	57
Walsh's Auto Body and Sales, Inc.	Sampling	Sample Location # 1	January 2015	Grab	4/16/2015	2/28/2015	4/30/2015	61
Walsh's Auto Body and Sales, Inc.	Sampling	Sample Location # 1	July 2015	Grab	9/2/2015	8/31/2015	9/28/2015	28
Warren Jagger Photography, Inc.	Sampling	Sample Location # 1	January 2015	Grab	3/13/2015	2/28/2015	3/13/2015	13
Warren Jagger Photography, Inc.	Sampling	Sample Location # 1	July 2015	Grab	9/8/2015	8/31/2015	9/8/2015	8
Whole Foods Market Group, Inc.	Sampling	Sample Location # 1	January 2015	Grab	2/27/2015	2/28/2015	3/4/2015	4
Whole Foods Market Group, Inc.	Sampling	Sample Location # 1	July 2015	Grab	8/3/2015	8/31/2015	9/2/2015	2
Whole Foods Market Group, Inc.	Sampling	Sample Location # 1	July 2015	Grab	8/24/2015	8/31/2015	9/23/2015	23
Whole Foods Market, Inc.	Sampling	Sample Location # 1	January 2015	Grab	4/13/2015	2/28/2015	5/13/2015	74
Whole Foods Market, Inc.	Sampling	Sample Location # 1	January 2015	Grab	4/20/2015	2/28/2015	5/13/2015	74
Whole Foods Market, Inc.	Sampling	Sample Location # 1	January 2015	Grab	4/27/2015	2/28/2015	5/21/2015	82
Whole Foods Market, Inc.	Sampling	Sample Location # 1	January 2015	Grab	5/4/2015	2/28/2015	6/3/2015	95
Whole Foods Market, Inc.	Sampling	Sample Location # 1	January 2015	Grab	5/11/2015	2/28/2015	6/23/2015	115
Whole Foods Market, Inc.	Sampling	Sample Location # 1	January 2015	Grab	5/18/2015	2/28/2015	6/23/2015	115
Whole Foods Market, Inc.	Sampling	Sample Location # 1	January 2015	Grab	5/26/2015	2/28/2015	6/23/2015	115
Whole Foods Market, Inc.	Sampling	Sample Location # 1	January 2015	Grab	6/2/2015	2/28/2015	7/2/2015	124
Whole Foods Market, Inc.	Sampling	Sample Location # 1	January 2015	Grab	6/10/2015	2/28/2015	7/2/2015	124
Whole Foods Market, Inc.	Sampling	Sample Location # 1	January 2015	Grab	6/15/2015	2/28/2015	7/2/2015	124
Whole Foods Market, Inc.	Sampling	Sample Location # 1	January 2015	Grab	6/22/2015	2/28/2015	7/15/2015	137
Whole Foods Market, Inc.	Sampling	Sample Location # 1	July 2015	Grab	8/4/2015	8/31/2015	9/9/2015	9
Whole Foods Market, Inc.	Sampling	Sample Location # 1	July 2015	Grab	8/10/2015	8/31/2015	9/9/2015	9
Women & Infants' Hospital	Sampling	Sample Location # 1	April 2015	Grab	4/28/2015	5/31/2015	6/16/2015	16
Women & Infants' Hospital	Sampling	Sample Location # 1	October 2015	Grab	10/16/2015	11/30/2015	12/8/2015	8
Women & Infants' Hospital	Sampling	Sample Location # 2	April 2015	Grab	4/28/2015	5/31/2015	6/16/2015	16

**Field's Point  
Late Reports - 2015**

<b>Company</b>	<b>Report Type</b>	<b>Location</b>	<b>Month/Year Satisfied</b>	<b>Sample Type</b>	<b>Sample Date</b>	<b>Due Date</b>	<b>Recieved Date</b>	<b>Days Late</b>
Women & Infants' Hospital	Sampling	Sample Location # 2	October 2015	Grab	10/16/2015	11/30/2015	12/8/2015	8
Women & Infants' Hospital	Sampling	Sample Location # 3	April 2015	Grab	4/28/2015	5/31/2015	6/16/2015	16
Women & Infants' Hospital	Sampling	Sample Location # 3	October 2015	Grab	10/16/2015	11/30/2015	12/8/2015	8
Women and Infants-Kilguss Lab	Sampling	Sample Location # 1	April 2015	Grab	4/22/2015	5/31/2015	6/9/2015	9
Women and Infants-Kilguss Lab	Sampling	Sample Location # 1	October 2015	Grab	10/13/2015	11/30/2015	12/29/2015	29
WVCB	Certification	Zero Discharge Certification	February 2015	Not Applicable	Not Applicable	3/30/2015	4/7/2015	8
WVCB	Certification	Zero Discharge Certification	April 2015	Not Applicable	Not Applicable	5/30/2015	6/10/2015	11
WVCB	Certification	Zero Discharge Certification	May 2015	Not Applicable	Not Applicable	6/30/2015	7/13/2015	13
WVCB	Certification	Zero Discharge Certification	June 2015	Not Applicable	Not Applicable	7/30/2015	8/14/2015	15
WVCB	Certification	Zero Discharge Certification	August 2015	Not Applicable	Not Applicable	9/30/2015	10/6/2015	6
WVCB	Certification	Zero Discharge Certification	October 2015	Not Applicable	Not Applicable	11/30/2015	12/8/2015	8
WVCB	Certification	Zero Discharge Certification	December 2015	Not Applicable	Not Applicable	1/30/2016	2/12/2016	13
Yoo Sushi	Sampling	Sample Location # 1	August 2015	Grab	12/7/2015	9/30/2015	12/15/2015	76

# ***USER REQUIREMENTS***

## ***FIELD'S POINT***

**Field's Point  
User Requirements - 2015**

<b>Company</b>	<b>Submittal</b>	<b>Issue Date</b>	<b>Due Date</b>	<b>Received Date</b>	<b>Days Late</b>
1484 Company LLC	Permit Application	6/9/2015	7/7/2015	6/19/2015	0
615 Charles Street, Inc.	Permit Application	6/15/2015	7/15/2015	7/21/2015	6
A & F Plating Company	Resampling Results for _____	5/27/2015	7/24/2015	7/2/2015	0
A & F Plating Company	Other	6/11/2015	6/30/2015	6/26/2015	0
A & F Plating Company	Other	6/24/2015	7/15/2015	7/14/2015	0
A & F Plating Company	Other	6/24/2015	7/15/2015	6/26/2015	0
A & F Plating Company	Other	11/5/2015	11/30/2015	11/30/2015	0
A Stone Greenlawn, LLC	Permit Application	6/19/2015	7/17/2015	7/20/2015	3
A.D.J. Donuts	Pump Grease Trap	5/18/2015	6/15/2015	7/20/2015	35
A.D.J. Donuts	Permit Application	6/26/2015	7/24/2015	8/7/2015	14
AAA Northeast Warehouse/Fleet Operations	Permit Application	8/14/2015	9/15/2015	9/9/2015	0
AG&G Incorporated	Facility Shut Down Procedure Inventory	3/31/2015	4/8/2015	4/14/2015	6
AG&G Incorporated	Facility Shut Down Dismantle/Decontamination Plan	3/31/2015	4/8/2015	4/14/2015	6
AG&G Incorporated	Facility Shut Down Plan Disposal Plan	3/31/2015	4/8/2015	4/14/2015	6
AG&G Incorporated	Facility Shut Down Procedure Inventory	4/23/2015	4/30/2015	5/6/2015	6
AS220 - Print Shop	Resampling Results for _____	6/1/2015	7/15/2015	7/13/2015	0
AS220 - Print Shop	Resampling Results for _____	6/1/2015	7/8/2015	7/13/2015	5
AS220 - Print Shop	Resampling Results for _____	6/1/2015	7/1/2015	7/13/2015	12
AS220 - Print Shop	Resampling Results for _____	6/1/2015	7/22/2015	7/13/2015	0
Addies Laundromat	Permit Application	11/3/2015	12/1/2015	1/4/2016	34
Adriana Inc.	Permit Application	9/29/2015	10/27/2015	12/8/2015	42
Alberto K. Corporation	Permit Application	10/2/2015	10/30/2015	12/16/2015	47
Alloy Holdings, LLC	Process Plans	1/27/2015	2/20/2015	2/11/2015	0
Alloy Holdings, LLC	Process Plans	3/10/2015	3/30/2015	3/30/2015	0
Alloy Holdings, LLC	Sign & Return Report	5/12/2015	5/29/2015	6/8/2015	10
Alloy Holdings, LLC	Process Plans	5/12/2015	5/29/2015	5/29/2015	0
Alloy Holdings, LLC	Other	11/13/2015	12/25/2015	12/17/2015	0
Aluminum & Copper Recycling, Inc.	Permit Application	10/2/2015	11/2/2015	10/14/2015	0
American Tin and Solder	Pretreatment Plans	4/14/2015	5/12/2015	5/15/2015	3
Antonio's Pizza - Thayer Street LLC	Permit Application	9/29/2015	10/27/2015	12/7/2015	41
Apsara Restaurant	Pretreatment Plans	6/25/2015	7/31/2015	10/21/2015	82
Apsara Restaurant	Permit Application	6/25/2015	7/31/2015	10/21/2015	82
Armbrust International, Ltd.	Resampling Results for _____	3/5/2015	4/2/2015	4/14/2015	12
Armbrust International, Ltd.	Resampling Results for _____	3/5/2015	4/9/2015	4/14/2015	5
Armbrust International, Ltd.	Resampling Results for _____	3/5/2015	4/23/2015	4/14/2015	0
Armbrust International, Ltd.	Resampling Results for _____	3/5/2015	4/16/2015	4/14/2015	0
Armbrust International, Ltd.	Permit Application	9/1/2015	9/28/2015	9/30/2015	2
Aruba Steve's	Permit Application	11/6/2015	12/4/2015	12/10/2015	6
Atwill-Conroy Providence, LLC	Permit Application	9/11/2015	10/9/2015	1/6/2016	89
Au Bon Pain - Women & Infants' Hospital	Permit Application	10/23/2015	11/20/2015	11/5/2015	0
Au Bon Pain Company, Inc.	Permit Application	2/13/2015	1/23/2015	2/9/2015	17
Aurora Civic Association	Permit Application	9/29/2015	10/27/2015	2/4/2016	100
Avalon Bay - Center Place	Permit Application	12/11/2015	1/15/2016		34
Bacani Enterprises	Pretreatment Plans	3/30/2015	4/30/2015	5/11/2015	11
Bagel Express	Permit Application	2/13/2015	3/12/2015	5/28/2015	77
Baker Street Cafe LLC	Permit Application	5/12/2015	6/15/2015	7/9/2015	24
Baker Street Cafe LLC	Pretreatment Plans	5/12/2015	6/15/2015	9/3/2015	80
Baker Street Cafe LLC	Pretreatment Plans	10/30/2015	11/30/2015	12/9/2015	9
Ballard Mack Sales and Service of RI	Resampling Results for _____	5/6/2015	6/22/2015	7/10/2015	18
Bank of America City Center	Permit Application	5/22/2015	6/19/2015	7/22/2015	33
Bella's Jewelry	Sign & Return Report	3/6/2015	3/20/2015	3/31/2015	11
Bella's Jewelry	Permit Application	12/18/2015	1/15/2016		34
Best Taste	Permit Application	9/18/2015	10/16/2015	11/6/2015	21
Better Burger Company	Permit Application	2/13/2015	3/16/2015	4/24/2015	39
Betty's Restaurant	Permit Application	1/23/2015	2/20/2015	3/11/2015	19
Big Ricks Subs and Wieners	Repair Grease Trap	11/10/2015	12/15/2015	12/22/2015	7
Bitumar	Spill Control Plan	1/20/2015	2/20/2015	3/18/2015	26
Bj's Wholesale Club	Permit Application	1/5/2015	2/9/2015	3/30/2015	49
Bocado Tapas Wine Bar	Pretreatment Plans	1/26/2015	2/28/2015	2/17/2015	0
Boojums Inc.	Process Plans	7/22/2015	8/31/2015	9/21/2015	21
Boojums Inc.	Permit Application	7/22/2015	8/31/2015	9/21/2015	21
Boston Market - Providence	Permit Application	2/13/2015	3/13/2015	4/16/2015	34
Bread Unlimited, LLC	Permit Application	7/24/2015	8/21/2015	9/11/2015	21
Broad and Potter Laundromat	Permit Application	5/27/2015	6/15/2015	7/6/2015	21
Broad and Potter Laundromat	Permit Application	7/24/2015	8/31/2015	8/11/2015	0
Brown University - Barus & Holley	Permit Application	10/23/2015	11/20/2015	11/9/2015	0

**Field's Point  
User Requirements - 2015**

<b>Company</b>	<b>Submittal</b>	<b>Issue Date</b>	<b>Due Date</b>	<b>Received Date</b>	<b>Days Late</b>
Brown University - Central Heat Plant	Permit Application	8/18/2015	9/15/2015	9/8/2015	0
Brown University - List Art	Permit Application	7/31/2015	8/28/2015	8/13/2015	0
Brown University - Verney Woolley	Permit Application	3/31/2015	4/28/2015	4/10/2015	0
Brown University-Watson Center	Other	5/18/2015	5/31/2015	6/3/2015	3
Bubble Tea House	Permit Application	2/13/2015	3/12/2015	4/16/2015	35
CAV Restaurant	Pretreatment Plans	7/30/2015	8/31/2015	10/21/2015	51
CAV Restaurant	Permit Application	7/30/2015	8/31/2015	10/21/2015	51
CAV Restaurant	Pretreatment Plans	11/16/2015	11/30/2015		80
Cal's Corner Restaurant	Permit Application	6/9/2015	7/7/2015	7/17/2015	10
Camila Dry Cleaner, LLC	Permit Application	1/2/2015	2/9/2015	1/28/2015	0
Carcieris Market	Permit Application	11/4/2015	11/30/2015	3/15/2016	106
Caribe Restaurant	Repair Grease Trap	7/24/2015	8/15/2015	8/19/2015	4
Caribe Restaurant	Repair Grease Trap	9/1/2015	9/30/2015	10/22/2015	22
Caribe Restaurant	Other	10/22/2015	11/13/2015	11/19/2015	6
Carrie's Restaurant, Inc.	Pump Grease Trap	3/27/2015	5/15/2015	6/26/2015	42
Carrie's Seafood Express	Permit Application	7/24/2015	8/21/2015	8/17/2015	0
Carrie's Seafood Express	Permit Application	9/23/2015	10/23/2015	10/13/2015	0
Caserta Pizzeria	Permit Application	4/10/2015	5/8/2015	5/7/2015	0
Catanzaro's Pizzeria	Repair Grease Trap	7/28/2015	8/30/2015	8/5/2015	0
Cathedral Art Metal Co., Inc.	Permit Application	6/26/2015	7/24/2015	7/16/2015	0
Central High School	Permit Application	3/20/2015	4/17/2015	6/29/2015	73
Centredale Donuts	Permit Application	7/24/2015	8/21/2015	9/14/2015	24
Chalkstone Auto Body, Inc.	Permit Application	1/23/2015	2/20/2015	2/27/2015	7
Charles Street Diner	Permit Application	5/21/2015	6/30/2015	7/9/2015	9
China Jade Restaurant	Permit Application	12/1/2015	12/29/2015	12/11/2015	0
Ciara Restaurant and Lounge, Inc.	Repair Grease Trap	1/21/2015	2/20/2015	2/25/2015	5
Cilantro Restaurant Partners, LLC	Permit Application	7/28/2015	8/25/2015	9/28/2015	34
Clean Plate	Permit Application	7/15/2015	8/31/2015	11/2/2015	63
Clean Plate	Process Plans	7/30/2015	8/31/2015	12/16/2015	107
Coca Cola Enterprises, Inc.	Permit Application	9/18/2015	10/30/2015	9/25/2015	0
Coffee Plus Snack Bar V.F.#68	Permit Application	4/17/2015	5/15/2015	5/22/2015	7
Coletta's Collision Center	Resampling Results for _____	6/8/2015	7/15/2015	7/2/2015	0
Cooperative Care Center	Permit Application	7/17/2015	8/17/2015	8/11/2015	0
Courtyard by Marriott	Permit Application	2/13/2015	3/13/2015	3/5/2015	0
D. E. Foods, Inc.	Permit Application	7/20/2015	8/21/2015	8/19/2015	0
D. E. Foods, Inc.	Pretreatment Plans	10/5/2015	12/15/2015	12/8/2015	0
DAPP Enterprises LLC	Pretreatment Plans	3/31/2015	5/31/2015	8/14/2015	75
DAPP Enterprises LLC	Five Day Sampling Results	10/13/2015	11/15/2015	11/17/2015	2
DFI-EP, LLC	Resampling Results for _____	2/4/2015	3/27/2015	3/26/2015	0
DFI-EP, LLC	Resampling Results for _____	2/4/2015	3/27/2015	3/26/2015	0
DFI-EP, LLC	Resampling Results for _____	3/31/2015	5/15/2015	5/29/2015	14
DFI-EP, LLC	Resampling Results for _____	3/31/2015	5/15/2015	5/29/2015	14
DFI-EP, LLC	Resampling Results for _____	3/31/2015	5/15/2015	5/29/2015	14
DFI-EP, LLC	Resampling Results for _____	3/31/2015	5/15/2015	5/29/2015	14
DFI-EP, LLC	Resampling Results for _____	3/31/2015	5/15/2015	5/29/2015	14
DFI-EP, LLC	Resampling Results for _____	5/29/2015	7/24/2015	6/4/2015	0
DFI-EP, LLC	Resampling Results for _____	5/29/2015	7/24/2015	6/4/2015	0
DFI-EP, LLC	Resampling Results for _____	6/1/2015	7/31/2015	6/4/2015	0
DFI-EP, LLC	Resampling Results for _____	6/1/2015	7/31/2015	6/4/2015	0
DFI-EP, LLC	Resampling Results for _____	7/15/2015	9/4/2015	8/24/2015	0
DFI-EP, LLC	Resampling Results for _____	7/15/2015	9/4/2015	8/24/2015	0
DFI-EP, LLC	Other	12/1/2015	1/4/2016	1/4/2016	0
DFI-EP, LLC	Process Plans	12/1/2015	2/8/2016		10
Dama Jewelry Technologies	Permit Application	1/16/2015	2/20/2015	2/4/2015	0
Darlington Memory Lane, Inc.	Permit Application	1/23/2015	2/20/2015	3/2/2015	10
David I. Konicov, D.D.S.	Permit Application	10/2/2015	11/2/2015	10/22/2015	0
Dehlicious	Permit Application	12/3/2015	12/31/2015		49
Designs International Inc.	Other	5/1/2015	6/30/2015	7/6/2015	6
Designs International Inc.	Pretreatment Plans	5/1/2015	6/30/2015	9/18/2015	80
Designs International Inc.	Permanently Cap Sewer Connection	10/16/2015	11/1/2015	11/16/2015	15
Designs International Inc.	Permit Application	10/16/2015	11/15/2015	11/16/2015	1
Designs International Inc.	Permit Application	12/9/2015	12/31/2015	1/25/2016	25
DiCecco Inc.	Permit Application	1/23/2015	2/20/2015	2/13/2015	0
Dr. Lee Whitney	Permit Application	1/16/2015	2/20/2015	4/16/2015	55
Dunkin Donuts - Allens Avenue	Permit Application	5/22/2015	6/19/2015	6/18/2015	0
Dunkin Donuts - Atwood Avenue	Permit Application	5/22/2015	6/19/2015	6/18/2015	0

**Field's Point  
User Requirements - 2015**

<b>Company</b>	<b>Submittal</b>	<b>Issue Date</b>	<b>Due Date</b>	<b>Received Date</b>	<b>Days Late</b>
Dunkin Donuts - Gano Street	Permit Application	5/22/2015	6/19/2015	6/18/2015	0
Dunkin Donuts - Pleasant Valley	Permit Application	5/22/2015	6/19/2015	6/5/2015	0
Dunkin Donuts Center	Permit Application	5/22/2015	6/19/2015	8/11/2015	53
Dunkin Donuts-Killingly	Permit Application	9/14/2015	10/15/2015	10/5/2015	0
Dunkin Donuts-Killingly	Process Plans	9/14/2015	10/15/2015	10/14/2015	0
Eagle Laundry Inc.	Permit Application	3/10/2015	4/7/2015	4/23/2015	16
East Coast Pizza	Repair Grease Trap	10/21/2015	11/30/2015		80
East Coast Screen Printing	Permit Application	10/23/2015	11/20/2015	11/10/2015	0
Eastern Color & Chemical Co.	Resampling Results for _____	2/12/2015	4/3/2015	3/26/2015	0
Eastern Color & Chemical Co.	Toxic Organic/Solvent Mgt Plan	8/19/2015	9/30/2015	9/29/2015	0
El Chapin	Other	10/6/2015	10/30/2015	1/21/2016	83
El Fogonazo Meat Market	Permit Application	5/21/2015	6/30/2015	6/30/2015	0
El Fogonazo Meat Market	Process Plans	7/21/2015	8/14/2015	9/8/2015	25
El Mogote	Repair Grease Trap	3/30/2015	4/15/2015	6/2/2015	48
El Rancho Grande	Repair Grease Trap	10/14/2015	11/13/2015	12/23/2015	40
El Rey De Las Pupusas	Repair Grease Trap	6/15/2015	6/30/2015	7/17/2015	17
El Tiburon	Install Pretreatment System	6/23/2015	8/14/2015	10/27/2015	74
El Tiburon	Install Pretreatment System	10/27/2015	11/6/2015		104
Elmwood Community School	Permit Application	1/16/2015	2/20/2015	2/20/2015	0
Excellent Pizza	Permit Application	7/24/2015	8/21/2015	8/11/2015	0
Extreme Auto Recondition	Permit Application	4/1/2015	5/29/2015	10/1/2015	125
Extreme Auto Recondition	Pretreatment Plans	10/27/2015	11/26/2015		84
Fat Belly's Pub	Permit Application	9/29/2015	10/27/2015	1/25/2016	90
First Casting, Inc.	Permit Application	5/6/2015	6/15/2015	5/20/2015	0
Four Season's Restaurant	Pump Grease Trap	8/17/2015	9/4/2015	9/24/2015	20
Fruity Franchise	Pretreatment Plans	1/30/2015	2/28/2015	2/19/2015	0
Fuji Restaurant Group, Inc.	Permit Application	9/22/2015	10/30/2015	10/15/2015	0
G. Tanury Plating Company	Other	6/1/2015	6/30/2015	6/26/2015	0
G. Tanury Plating Company	Resampling Results for _____	10/13/2015	12/4/2015	11/12/2015	0
G. Tanury Plating Company	Resampling Results for _____	10/13/2015	12/4/2015	11/12/2015	0
Ga-Rel Manufacturing Company	Permit Application	12/11/2015	1/15/2016		34
Gano Holdings, LLC	Repair Grease Trap	5/12/2015	6/12/2015	5/21/2015	0
Geoff's Superlative Sandwiches - Benefit	Permit Application	11/17/2015	12/15/2015	12/21/2015	6
Godiva Chocolatier	Permit Application	3/9/2015	4/6/2015	8/6/2015	122
Godiva Chocolatier	Pretreatment Plans	3/9/2015	4/6/2015	8/6/2015	122
Golden Palace Chinese Restaurant	Other	5/5/2015	5/31/2015	7/6/2015	36
Golden Palace Chinese Restaurant	Other	5/5/2015	5/31/2015	8/26/2015	87
Golden Palace Chinese Restaurant	Install Sample Location	5/5/2015	5/31/2015	8/26/2015	87
Golden Palace Chinese Restaurant	Repair Grease Trap	7/31/2015	8/31/2015	8/26/2015	0
Gracie's Ventures	Permit Application	7/31/2015	8/28/2015	8/27/2015	0
Green Basil Thai Restaurant	Permit Application	5/21/2015	10/31/2015		110
Greystone Auto Center	Permit Application	5/29/2015	6/30/2015	6/26/2015	0
Greystone Auto Center	Process Plans	5/29/2015	6/30/2015	6/26/2015	0
Greystone Auto Center	Permit Application	7/22/2015	8/21/2015	8/24/2015	3
Greystone Auto Center	Permit Application	9/10/2015	10/15/2015	10/1/2015	0
Greystone Auto Center	Process Plans	9/10/2015	10/15/2015	10/1/2015	0
Haven Brothers Diner	Permit Application	6/26/2015	7/24/2015	10/9/2015	77
High Tide Food Concepts LLC	Permit Application	5/28/2015	6/30/2015	6/24/2015	0
Hope Street Pizza	Repair Grease Trap	9/8/2015	10/6/2015	9/22/2015	0
Hope Street Pizza	Install Sample Location	9/25/2015	10/15/2015	10/7/2015	0
Hope Street Pizza	Repair Grease Trap	9/25/2015	10/15/2015	10/7/2015	0
Hudson Services, Inc.	Spill Control Plan	9/29/2015	12/31/2015		49
Hudson Services, Inc.	Toxic Organic/Solvent Mgt Plan	9/29/2015	12/31/2015		49
Ideal Plating & Polishing Co., Inc.	Other	7/7/2015	8/7/2015	8/17/2015	10
India House Inc.	Repair Grease Trap	7/28/2015	8/31/2015	9/16/2015	16
International Etching, Inc.	Permit Application	1/9/2015	2/9/2015	2/5/2015	0
International Insignia Corporation	Permit Application	1/23/2015	2/20/2015	2/26/2015	6
International Insignia Corporation	Resampling Results for _____	6/18/2015	7/30/2015	7/8/2015	0
International Insignia Corporation	Resampling Results for _____	6/18/2015	7/16/2015	7/8/2015	0
International Insignia Corporation	Resampling Results for _____	6/18/2015	7/23/2015	7/8/2015	0
International Insignia Corporation	Resampling Results for _____	6/18/2015	8/6/2015	7/8/2015	0
J & W - Imperial Hall	Permit Application	12/18/2015	1/15/2016	1/21/2016	6
J.M.V. Pizza & Subs	Permit Application	2/13/2015	3/16/2015	3/16/2015	0
JC Gorham Co.	How to Comply	7/22/2015	7/30/2015	7/28/2015	0
JC Gorham Co.	Facility Shut Down Plan Disposal Plan	9/1/2015	9/30/2015	2/4/2016	127
JC Gorham Co.	Facility Shut Down Procedure Inventory	9/1/2015	9/30/2015	2/4/2016	127

**Field's Point  
User Requirements - 2015**

<b>Company</b>	<b>Submittal</b>	<b>Issue Date</b>	<b>Due Date</b>	<b>Received Date</b>	<b>Days Late</b>
JC Gorham Co.	Facility Shut Down Dismantle/Decontamination Plan	9/1/2015	9/30/2015	2/4/2016	127
JL's Dana's Sports Lounge	Process Plans	12/2/2015	12/28/2015	12/23/2015	0
JL's Dana's Sports Lounge	Permit Application	12/2/2015	12/28/2015	12/23/2015	0
JLC Foods, Inc.	Permit Application	6/9/2015	7/7/2015	6/22/2015	0
JPL Enterprises, LLC	Permit Application	10/22/2015	11/20/2015	12/1/2015	11
JRB Associates Inc.	Other	2/6/2015	2/20/2015	2/19/2015	0
JRB Associates Inc.	Other	5/11/2015	5/29/2015	5/19/2015	0
JTMJ, LLC	Permit Application	6/10/2015	7/10/2015	7/8/2015	0
Jacky's Waterplace	Permit Application	12/1/2015	12/28/2015	1/14/2016	17
Jan Co, Inc.	Permit Application	10/23/2015	11/20/2015	10/28/2015	0
Jaques, Ltd.	Permit Application	9/29/2015	10/27/2015	2/1/2016	97
Johnston Donuts Inc.	Permit Application	3/31/2015	4/28/2015	4/28/2015	0
Johnston Public Schools	Permit Application	4/17/2015	5/30/2015	6/8/2015	9
Johnston Public Schools	Process Plans	4/17/2015	5/30/2015	5/5/2015	0
Johnston Public Schools	Process Plans	5/27/2015	6/12/2015	6/8/2015	0
Johnston Public Schools	Process Plans	7/13/2015	7/30/2015	8/24/2015	25
Johnston Public Schools	Permit Application	7/13/2015	7/30/2015	8/24/2015	25
Johnston Public Schools	Install Pretreatment System	9/22/2015	10/9/2015	12/7/2015	59
Johnston Public Schools	Install Sample Location	9/22/2015	10/9/2015	12/7/2015	59
KB Surfaces	Signed Permit	1/20/2015	2/16/2015	1/23/2015	0
Killingly Express Wash, LLC	Permit Application	9/11/2015	10/15/2015	9/24/2015	0
Killingly Express Wash, LLC	Pretreatment Plans	10/29/2015	11/30/2015	12/10/2015	10
Koi Japanese Restaurant	Pretreatment Plans	3/10/2015	4/10/2015	10/2/2015	175
Koi Japanese Restaurant	Install Pretreatment System	10/16/2015	11/13/2015		97
Koi Palace, LLC	Permit Application	5/21/2015	11/30/2015	11/30/2015	0
LNP Enterprises, Inc.	Permit Application	1/26/2015	2/27/2015	4/6/2015	38
LNP Enterprises, Inc.	Permit Application	4/8/2015	4/30/2015	4/6/2015	0
LNP Enterprises, Inc.	Sign & Return Report	4/16/2015	4/30/2015	5/6/2015	6
LNP Enterprises, Inc.	Permit Application	1/23/2015	2/20/2015	4/6/2015	45
LNP Enterprises, Inc.	Sign & Return Report	4/16/2015	4/30/2015	5/6/2015	6
La Poblanita Carniceria Mexicana	Install Pretreatment System	4/21/2015	5/21/2015		273
La Poblanita Carniceria Mexicana	Other	8/28/2015	9/27/2015	9/27/2015	0
La Rubia Cafeteria	Repair Grease Trap	10/14/2015	11/13/2015		97
La Sonrisa Cafeteria Restaurant	Permit Application	7/7/2015	8/4/2015	8/12/2015	8
La Sonrisa Restaurant (Cranston St)	Permit Application	5/12/2015	6/10/2015	7/16/2015	36
LaSalle Donuts Inc.	Permit Application	1/23/2015	2/20/2015	2/12/2015	0
Li Li Wok	Permit Application	4/10/2015	5/8/2015	5/4/2015	0
Lifespan	Permit Application	4/17/2015	5/15/2015	5/19/2015	4
Lifespan	Process Plans	4/17/2015	5/15/2015	6/12/2015	28
Lighthouse Restaurant, Inc.	Permit Application	1/23/2015	2/20/2015	2/19/2015	0
Liquid LLC	Permit Application	1/21/2015	2/6/2015	3/12/2015	34
Long Live Beerworks	Permit Application	6/18/2015	7/31/2015	7/17/2015	0
Los Andes Restaurant	Permit Application	10/23/2015	11/20/2015	12/15/2015	25
Luigi's Restaurant & Gourmet Express	Permit Application	7/24/2015	8/21/2015	8/14/2015	0
Mahr Federal Inc	Permit Application	9/11/2015	10/11/2015	10/7/2015	0
Mahr Federal Inc.	Resampling Results for _____	10/27/2015	12/18/2015	11/3/2015	0
Mainelli Tool & Die, Inc.	Permit Application	10/2/2015	11/2/2015	10/13/2015	0
McBride's Pub	Permit Application	11/6/2015	12/4/2015	11/16/2015	0
McCormick & Schmick Restaurant	Repair Grease Trap	5/20/2015	6/12/2015	7/13/2015	31
Mekong Market	Permit Application	7/28/2015	8/25/2015	8/17/2015	0
Mia Mia's Pizza	Permit Application	5/21/2015	6/30/2015	12/11/2015	164
Miriam Hospital	Repair Grease Trap	5/15/2015	5/29/2015	5/25/2015	0
Miriam Hospital - Collyer Street	Process Plans	4/17/2015	5/15/2015	5/19/2015	4
Miriam Hospital - Collyer Street	Permit Application	4/17/2015	5/15/2015	5/19/2015	4
Miriam Hospital - Rise Building	Permit Application	5/4/2015	5/29/2015	6/1/2015	3
Miriam Hospital - Rise Building	Process Plans	5/4/2015	5/29/2015	6/4/2015	6
Miriam Hospital - West River Road	Process Plans	4/17/2015	5/15/2015	5/19/2015	4
Miriam Hospital - West River Road	Permit Application	4/17/2015	5/15/2015	5/19/2015	4
Monarch Metal Finishing, Inc.	Other	1/8/2015	1/16/2015	1/23/2015	7
Monarch Metal Finishing, Inc.	Other	2/9/2015	2/20/2015	2/6/2015	0
Monarch Metal Finishing, Inc.	Spill Control Plan	3/10/2015	3/30/2015	3/30/2015	0
Monarch Metal Finishing, Inc.	Process Plans	5/15/2015	6/30/2015	6/9/2015	0
Monarch Metal Finishing, Inc.	Process Plans	6/23/2015	7/17/2015	7/16/2015	0
Monarch Metal Finishing, Inc.	Spill Control Plan	10/26/2015	11/20/2015	11/30/2015	10
Monarch Metal Finishing, Inc.	Spill Control Plan	10/26/2015	11/20/2015	11/24/2015	4
Monarch Metal Finishing, Inc.	Seal Floor Drains	10/26/2015	11/25/2015	11/24/2015	0

**Field's Point  
User Requirements - 2015**

<b>Company</b>	<b>Submittal</b>	<b>Issue Date</b>	<b>Due Date</b>	<b>Received Date</b>	<b>Days Late</b>
Monarch Metal Finishing, Inc.	Seal Floor Drains	12/4/2015	1/4/2016	1/7/2016	3
Morgan Mill Metals, LLC	Signed Permit	5/26/2015	6/22/2015	6/4/2015	0
Moses Brown School	Resampling Results for _____	11/3/2015	1/2/2016	12/10/2015	0
Moses Brown School	Resampling Results for _____	11/3/2015	12/26/2015	12/1/2015	0
Moses Brown School	Resampling Results for _____	11/3/2015	1/9/2016	12/21/2015	0
Moses Brown School	Resampling Results for _____	11/3/2015	12/19/2015	11/20/2015	0
N.E. Testing Laboratory, Inc.	Permit Application	11/6/2015	12/4/2015	1/11/2016	38
Nanina's Bakery	Permit Application	4/24/2015	5/29/2015	7/30/2015	62
Narr. Electric Co.-Vault Op.-FP	Permit Application	1/9/2015	2/9/2015	1/30/2015	0
Narragansett Jewelry	Other	2/3/2015	3/30/2015	3/25/2015	0
Narragansett Jewelry	Permit Application	9/1/2015	9/28/2015	9/18/2015	0
Narragansett Jewelry	Permit Application	9/23/2015	10/12/2015	10/14/2015	2
Northland Environmental LLC	Permit Application	6/9/2015	7/9/2015	7/6/2015	0
Nueva San Salvador Bakery, Inc.	Permit Application	10/13/2015	11/10/2015	1/19/2016	70
Ocean State Sandwich Company	Permit Application	5/4/2015	6/8/2015	6/8/2015	0
Ogie's Trailer Park	Permit Application	1/6/2015	2/3/2015	2/2/2015	0
Oki's Japanese Steakhouse	Permit Application	5/21/2015	6/30/2015	8/12/2015	43
Olneyville NY System	Sign & Return Report	7/29/2015	8/21/2015	8/5/2015	0
Our Lady of the Rosary	Permit Application	4/10/2015	5/8/2015	5/1/2015	0
P.F. Chang's China Bistro, Inc.	Permit Application	7/24/2015	8/21/2015	8/12/2015	0
PG Foods Inc.	Permit Application	3/31/2015	4/28/2015	4/8/2015	0
Parkside Rotisserie & Bar	Permit Application	9/11/2015	10/9/2015	10/5/2015	0
Pierce Manor	Permit Application	6/9/2015	7/7/2015	6/18/2015	0
Pierce Manor	Signed Permit	7/29/2015	8/21/2015	8/7/2015	0
Pilgrim Screw Corporation	Resampling Results for _____	2/10/2015	3/31/2015	2/17/2015	0
Pilgrim Screw Corporation	Resampling Results for _____	2/10/2015	3/17/2015	2/17/2015	0
Pilgrim Screw Corporation	Resampling Results for _____	2/10/2015	3/10/2015	2/17/2015	0
Pilgrim Screw Corporation	Resampling Results for _____	2/10/2015	3/24/2015	2/17/2015	0
Pilgrim Screw Corporation	Resampling Results for _____	2/20/2015	3/27/2015	3/9/2015	0
Pilgrim Screw Corporation	Resampling Results for _____	2/20/2015	4/3/2015	3/9/2015	0
Pilgrim Screw Corporation	Resampling Results for _____	2/20/2015	4/10/2015	3/9/2015	0
Pilgrim Screw Corporation	Resampling Results for _____	2/20/2015	3/20/2015	3/9/2015	0
Pilgrim Screw Corporation	Resampling Results for _____	3/11/2015	4/29/2015	4/9/2015	0
Pilgrim Screw Corporation	Resampling Results for _____	3/11/2015	4/22/2015	4/9/2015	0
Pilgrim Screw Corporation	Resampling Results for _____	3/11/2015	4/8/2015	3/25/2015	0
Pilgrim Screw Corporation	Resampling Results for _____	3/11/2015	4/15/2015	3/25/2015	0
Pitos Restaurant I	Repair Grease Trap	8/14/2015	9/15/2015	9/25/2015	10
Pizza Queen	Permit Application	1/16/2015	3/1/2015	3/10/2015	9
Pizza Queen	Permit Application	12/18/2015	1/15/2016	1/7/2016	0
Pizza Queen - Smith Street	Permit Application	1/5/2015	6/8/2015	6/4/2015	0
Pizza Queen - Smith Street	Pretreatment Plans	1/5/2015	6/8/2015	6/4/2015	0
Pollo Campero	Pump Grease Trap	8/21/2015	8/31/2015	9/15/2015	15
Portland Transmission Co.	Spill Control Plan	9/4/2015	10/4/2015	10/30/2015	26
Portland Transmission Co.	Signed Permit	9/4/2015	10/4/2015	9/16/2015	0
Price Rite	Resampling Results for _____	7/23/2015	8/21/2015	12/11/2015	112
Prothera Biologics, Inc.	Permit Application	1/21/2015	1/30/2015	2/6/2015	7
Prothera Biologics, Inc.	Process Plans	1/21/2015	1/30/2015	2/6/2015	7
Providence College - Ceramics	Permit Application	1/9/2015	2/9/2015	2/13/2015	4
Providence College - Hunt-Cavanagh	Resampling Results for _____	6/5/2015	7/24/2015	6/2/2015	0
Providence College - Hunt-Cavanagh	Resampling Results for _____	11/5/2015	12/25/2015	12/14/2015	0
Providence College - Hunt-Cavanagh	Resampling Results for _____	12/14/2015	2/5/2016	12/21/2015	0
Providence KNC, Inc.	Repair Grease Trap	1/16/2015	2/20/2015	3/12/2015	20
Providence Pizza Company	Permit Application	1/29/2015	2/28/2015	7/8/2015	130
Providence Pizza Company	Pretreatment Plans	1/29/2015	2/28/2015	7/8/2015	130
Providence School Department	Permit Application	7/24/2015	8/21/2015	9/30/2015	40
Providence Schools	Process Plans	1/22/2015	2/6/2015	2/3/2015	0
Providence Schools	Install Sample Location	3/3/2015	4/2/2015	5/13/2015	41
Providence Specialty Products	Resampling Results for _____	5/15/2015	6/12/2015	6/18/2015	6
Providence Specialty Products	Resampling Results for _____	5/15/2015	6/26/2015	6/18/2015	0
Providence Specialty Products	Resampling Results for _____	5/15/2015	7/3/2015	6/18/2015	0
Providence Specialty Products	Resampling Results for _____	5/15/2015	6/19/2015	6/18/2015	0
Providence Specialty Products	Other	7/10/2015	7/30/2015	8/17/2015	18
Providence Specialty Products	Other	12/4/2015	12/30/2015	1/25/2016	26
Quest Diagnostics Inc. (Atwood)	Permit Application	1/16/2015	2/13/2015	3/17/2015	32
R. E. Sturdy Company, Inc.	Facility Shut Down Procedure Inventory	11/5/2015	11/30/2015	11/16/2015	0
R. E. Sturdy Company, Inc.	Resampling Results for _____	11/27/2015	1/15/2016	1/13/2016	0



**Field's Point  
User Requirements - 2015**

<b>Company</b>	<b>Submittal</b>	<b>Issue Date</b>	<b>Due Date</b>	<b>Received Date</b>	<b>Days Late</b>
R.I.P.T.A. - Para-Transit Facility	Permit Application	1/16/2015	2/20/2015	2/13/2015	0
R.I.P.T.A. - Para-Transit Facility	Resampling Results for _____	2/10/2015	3/15/2015	2/10/2015	0
R.I.P.T.A.-New Bus Facility	Permit Application	1/16/2015	2/20/2015	2/13/2015	0
RI Community Food Bank	Repair Grease Trap	3/20/2015	4/10/2015	4/10/2015	0
RISD - College Building	Permit Application	4/10/2015	5/8/2015	5/6/2015	0
RVS Mfg. Co.	Permit Application	1/16/2015	2/20/2015	2/23/2015	3
RVS Mfg. Co.	Signed Permit	3/1/2015	4/1/2015	3/30/2015	0
Rain Car Wash	Pretreatment Plans	5/5/2015	5/31/2015	10/27/2015	149
Rain Car Wash	Pretreatment Plans	10/27/2015	11/27/2015		83
Rebel Lounge and Restaurant	Permit Application	5/4/2015	6/8/2015	9/8/2015	92
Restaurant Associates of Prov. LLC III	Process Plans	8/27/2015	9/30/2015	9/2/2015	0
Rhode Island Chemical Corporation	Permit Application	1/16/2015	2/20/2015	3/10/2015	18
Rhode Island College - Connection 3	Permit Application	12/1/2015	12/29/2015	2/2/2016	35
Rhode Island Convention Center	Permit Application	5/22/2015	6/19/2015	8/11/2015	53
Rhode Island Hospital	Resampling Results for _____	11/25/2015	1/15/2016	1/4/2016	0
Rhode Island Resource Recovery Corp.	Other	5/18/2015	5/20/2015	5/20/2015	0
Rhode Island Resource Recovery Corp.	Other	6/10/2015	6/26/2015	6/29/2015	3
Rhode Island Resource Recovery Corp.	Resampling Results for _____	6/24/2015	8/14/2015	7/27/2015	0
Rhode Island Resource Recovery Corp.	Other	8/14/2015	9/15/2015	9/14/2015	0
Rhode Island Resource Recovery Corp.	Resampling Results for _____	9/2/2015	10/7/2015	9/28/2015	0
Rhode Island Resource Recovery Corp.	Resampling Results for _____	11/2/2015	12/25/2015	11/13/2015	0
Rhode Rockets, Inc.	Permit Application	6/9/2015	7/7/2015	8/5/2015	29
Robert L. Bailey Elementary School	Permit Application	2/13/2015	3/13/2015	5/12/2015	60
Roberts Polishing	Permit Application	2/13/2015	3/13/2015	3/30/2015	17
Roger Williams Zoo - Carousel Cafe	Permit Application	11/6/2015	12/4/2015		76
Ruby Tuesday #4628	Pump Grease Trap	8/14/2015	9/11/2015	9/2/2015	0
S.B. Winsor Dairy	Permit Application	8/14/2015	9/15/2015	11/5/2015	51
Sage Manufacturing Company, Inc.	Permit Application	1/23/2015	2/20/2015	2/19/2015	0
Sajo's Gourmet Pizzeria	Permit Application	11/2/2015	11/30/2015		80
Sam's New York System	Pump Grease Trap	8/13/2015	9/11/2015	8/28/2015	0
Samuel Sinclair Dental Center	Other	9/8/2015	9/30/2015	9/10/2015	0
Sara Foods LLC	Pretreatment Plans	8/12/2015	9/9/2015	10/5/2015	26
Sara Foods LLC	Permit Application	8/12/2015	9/9/2015	10/5/2015	26
Sara Foods LLC	Pretreatment Plans	10/22/2015	11/19/2015		91
Scialo Bros. Bakery	Resampling Results for _____	10/13/2015	11/3/2015	11/18/2015	15
Sedna Seafoods, LLC	Sign & Return Report	1/13/2015	1/13/2015	1/15/2015	2
Sedna Seafoods, LLC	Sign & Return Report	1/13/2015	1/13/2015	1/12/2015	0
Seven Stars Bakery	Permit Application	5/22/2015	6/19/2015	6/15/2015	0
Shanghai Restaurant Inc.	Repair Grease Trap	4/7/2015	4/15/2015	7/24/2015	100
Shaw's Supermarket Store #7443	Resampling Results for _____	8/17/2015	9/9/2015	8/18/2015	0
Shaw's Supermarket Store #7443	Resampling Results for _____	8/17/2015	9/16/2015	8/21/2015	0
Shaw's Supermarket Store #7443	Resampling Results for _____	8/17/2015	9/23/2015	9/9/2015	0
Shaw's Supermarket Store #7443	Resampling Results for _____	8/17/2015	9/30/2015	9/15/2015	0
Speedy Pizza	Permit Application	1/23/2015	2/20/2015	3/11/2015	19
Spike's Junkyard Dogs	Permit Application	7/28/2015	8/25/2015	10/13/2015	49
Sprague Energy Corporation	Permit Application	6/19/2015	7/17/2015	7/17/2015	0
Sterling Cleaners	Permit Application	7/8/2015	7/31/2015	10/26/2015	87
Stop & Shop Supermarket #724	Permit Application	4/10/2015	5/8/2015	6/9/2015	32
Stop & Shop Supermarket #725	Permit Application	2/13/2015	3/13/2015	3/10/2015	0
Summit R.I. SNF LLC	Other	7/8/2015	8/14/2015	8/11/2015	0
Sur La Table	Permit Application	3/9/2015	4/6/2015	7/24/2015	109
Sura 153, Inc.	Permit Application	9/18/2015	10/16/2015	9/23/2015	0
Sutus, Inc.	Permit Application	1/8/2015	2/15/2015	1/16/2015	0
Sutus, Inc.	Pretreatment Plans	1/8/2015	2/15/2015	1/23/2015	0
Sweet Orange, LLC	Permit Application	12/1/2015	12/29/2015	12/24/2015	0
T.J.N. Restaurant, Inc.	Permit Application	11/19/2015	12/25/2015	12/14/2015	0
The Abbey	Permit Application	9/11/2015	10/9/2015	9/28/2015	0
The Allied Group	Sign & Return Report	3/10/2015	3/27/2015	3/18/2015	0
The Allied Group	Other	9/11/2015	10/9/2015	9/16/2015	0
The Bridge At Cherry Hill	Permit Application	10/27/2015	11/24/2015	12/9/2015	15
The Corner Pocket Inc.	Permit Application	7/28/2015	8/25/2015	10/13/2015	49
The Flames, Inc.	Permit Application	1/15/2015	1/30/2015	5/27/2015	117
The Sharpe Building	Permit Application	1/15/2015	7/2/2015	6/25/2015	0
The Small Point Cafe	Permit Application	7/7/2015	8/4/2015	7/21/2015	0
The Small Point Cafe	Permit Application	8/18/2015	9/9/2015	10/27/2015	48
The Whiskey Republic	Permit Application	11/3/2015	12/1/2015	11/23/2015	0

**Field's Point  
User Requirements - 2015**

<b>Company</b>	<b>Submittal</b>	<b>Issue Date</b>	<b>Due Date</b>	<b>Received Date</b>	<b>Days Late</b>
This Guy's Pizza	Permit Application	9/11/2015	10/9/2015	9/29/2015	0
Three Way Meat Corporation	Repair Grease Trap	6/16/2015	6/30/2015	6/30/2015	0
Times 2 Academy	Install Sample Location	7/1/2015	7/31/2015	8/12/2015	12
Tina's Italian Kitchen, LLC	Permit Application	4/10/2015	5/8/2015	5/8/2015	0
Tool Time	Permit Application	11/3/2015	12/1/2015	11/24/2015	0
Tortilla Flats Restaurant	Permit Application	9/11/2015	10/9/2015	11/30/2015	52
Tortilleria Inc.	Install Pretreatment System	9/9/2015	9/15/2015	10/22/2015	37
Tortilleria el Quetzal	Permit Application	10/7/2015	11/30/2015	1/21/2016	52
Tower Manufacturing Corp.	Permit Application	5/1/2015	6/15/2015	6/1/2015	0
Town of Johnston	Permit Application	4/10/2015	5/8/2015	5/11/2015	3
True Bagels Inc.	Install Pretreatment System	1/21/2015	2/15/2015	3/16/2015	29
UMelt Weybosset, Inc.	Pretreatment Plans	4/14/2015	5/12/2015	4/20/2015	0
UMelt Weybosset, Inc.	Permit Application	4/14/2015	5/12/2015	4/20/2015	0
Umicore USA, Incorporated	Other	2/20/2015	3/30/2015	3/31/2015	1
Umicore USA, Incorporated	Other	2/20/2015	3/30/2015	3/31/2015	1
Umicore USA, Incorporated	Pretreatment Plans	4/9/2015	4/30/2015	5/11/2015	11
Umicore USA, Incorporated	Resampling Results for _____	7/28/2015	9/1/2015	8/6/2015	0
Uncle Tonys Pizza and Pasta	Permit Application	5/21/2015	6/30/2015	6/11/2015	0
Unique Plating Company	Resampling Results for _____	10/13/2015	12/4/2015	11/27/2015	0
Unique Plating Company	Resampling Results for _____	10/13/2015	12/4/2015	11/27/2015	0
Univar USA, Inc.	Permit Application	11/6/2015	12/4/2015	12/9/2015	5
Universal Plating Company, Inc.	Other	5/6/2015	5/30/2015	6/1/2015	2
Universal Plating Company, Inc.	How to Comply	6/11/2015	6/30/2015	6/30/2015	0
Universal Shaped Wire	Permit Application	7/14/2015	8/15/2015	9/8/2015	24
Universal Shaped Wire	Signed Permit	12/15/2015	1/15/2016	2/12/2016	28
V-Mart	Permit Application	10/23/2015	11/20/2015		90
VB Pizza, LLC	Resampling Results for _____	6/15/2015	8/28/2015	10/2/2015	35
Vanuatu Coffee Roasters	Install Sample Location	3/13/2015	4/24/2015	4/17/2015	0
Venda Ravioli - DePasquale	Permit Application	1/23/2015	2/20/2015	2/20/2015	0
Villa Italian Kitchen	Permit Application	2/10/2015	3/15/2015	6/15/2015	92
Viva Mexico Cantina	Permit Application	12/1/2015	12/29/2015	1/25/2016	27
Walter's Cooking School	Permit Application	12/3/2015	12/31/2015	1/21/2016	21
Warren Jagger Photography, Inc.	Permit Application	7/28/2015	8/25/2015	10/29/2015	65
Weng and Jiang LLC	Permit Application	7/30/2015	8/31/2015	8/4/2015	0
Weng and Jiang LLC	Process Plans	7/30/2015	8/31/2015	8/4/2015	0
William D'Abate Elementary School	Permit Application	7/7/2015	8/4/2015	9/1/2015	28
Women & Infants' Hospital	Resampling Results for _____	6/17/2015	7/29/2015	7/23/2015	0
Women & Infants' Hospital	Resampling Results for _____	6/17/2015	8/5/2015	7/23/2015	0
Women & Infants' Hospital	Resampling Results for _____	6/17/2015	7/15/2015	7/23/2015	8
Women & Infants' Hospital	Resampling Results for _____	6/17/2015	7/22/2015	7/23/2015	1
YMCA East Side/Mount Hope	Permit Application	1/23/2015	2/20/2015	3/17/2015	25
Yang's Restaurant	Permit Application	6/26/2015	7/24/2015	11/20/2015	119
Yoo Sushi	Pretreatment Plans	1/15/2015	1/28/2015	1/21/2015	0
Yoo Sushi	Pretreatment Plans	6/1/2015	6/30/2015	9/29/2015	91

***USER LATE REPORTS***

***BUCKLIN POINT***

**Bucklin Point  
Late Reports - 2015**

<b>Company</b>	<b>Report Type</b>	<b>Location</b>	<b>Month/Year Satisfied</b>	<b>Sample Type</b>	<b>Sample Date</b>	<b>Due Date</b>	<b>Recieved Date</b>	<b>Days Late</b>
3 Flags Bakery	Sampling	Sample Location # 1	September 2015	Grab	10/9/2015	10/31/2015	12/2/2015	32
Accent Plating Company	pH	Sample Location # 1	January 2015	Not Applicable	Not Applicable	3/2/2015	3/5/2015	3
Accent Plating Company	pH	Sample Location # 1	February 2015	Not Applicable	Not Applicable	3/30/2015	4/3/2015	4
Accent Plating Company	pH	Sample Location # 1	May 2015	Not Applicable	Not Applicable	6/30/2015	7/6/2015	6
Accent Plating Company	pH	Sample Location # 1	June 2015	Not Applicable	Not Applicable	7/30/2015	8/13/2015	14
Accent Plating Company	pH	Sample Location # 1	August 2015	Not Applicable	Not Applicable	9/30/2015	10/5/2015	5
Accent Plating Company	pH	Sample Location # 1	September 2015	Not Applicable	Not Applicable	10/30/2015	11/5/2015	6
Accent Plating Company	pH	Sample Location # 1	November 2015	Not Applicable	Not Applicable	12/30/2015	1/4/2016	5
Accu-Care Supply	pH	Sample Location # 1	December 2015	Not Applicable	Not Applicable	1/30/2016	2/1/2016	2
ACS Industries, Inc.	Sampling	Sample Location # 1	January 2015	Grab	3/9/2015	2/28/2015	3/12/2015	12
Alves and Sons Bakery	Sampling	Sample Location # 1	April 2015	Grab	5/19/2015	5/31/2015	6/11/2015	11
Bachini's Bakery	Sampling	Sample Location # 1	May 2015	Grab	8/11/2015	6/30/2015	8/19/2015	50
Blackstone Dental	Certification	Dental BMP Certification	May 2015	Not Applicable	Not Applicable	6/30/2015	7/13/2015	13
Blackstone Market	Sampling	Sample Location # 1	April 2015	Grab	7/6/2015	5/31/2015	7/22/2015	52
Blackstone Market	Sampling	Sample Location # 1	October 2015	Grab	11/5/2015	11/30/2015	12/7/2015	7
Bliss Manufacturing Co., Inc.	pH	Sample Location # 1	June 2015	Not Applicable	Not Applicable	7/30/2015	8/7/2015	8
Bucket Brewery	Sampling	Sample Location # 1	April 2015	Grab	10/8/2015	5/31/2015	12/1/2015	184
Cala Fruit Distributors, Inc.	Sampling	Sample Location # 1	January 2015	Grab	5/12/2015	2/28/2015	5/27/2015	88
Cala Fruit Distributors, Inc.	Sampling	Sample Location # 1	July 2015	Grab	11/11/2015	8/31/2015	11/23/2015	84
Catanzaros Food Products, Inc.	Sampling	Sample Location # 1	January 2015	Grab	4/6/2015	2/28/2015	4/27/2015	58
Catanzaros Food Products, Inc.	Sampling	Sample Location # 1	July 2015	Grab	10/8/2015	8/31/2015	11/4/2015	65
Central Auto Radiator, Inc.	pH	Sample Location # 1	February 2015	Not Applicable	Not Applicable	3/30/2015	4/2/2015	3
Central Auto Radiator, Inc.	pH	Sample Location # 1	April 2015	Not Applicable	Not Applicable	5/30/2015	6/24/2015	25
Central Auto Radiator, Inc.	pH	Sample Location # 1	August 2015	Not Applicable	Not Applicable	9/30/2015	10/1/2015	1
Central Auto Radiator, Inc.	pH	Sample Location # 1	October 2015	Not Applicable	Not Applicable	11/30/2015	12/7/2015	7
Central Auto Radiator, Inc.	pH	Sample Location # 1	December 2015	Not Applicable	Not Applicable	1/30/2016	2/12/2016	13
Central Auto Radiator, Inc.	Sampling	Sample Location # 1	April 2015	Grab	4/30/2015	5/31/2015	6/22/2015	22
Central Auto Radiator, Inc.	Sampling	Sample Location # 1	October 2015	Grab	10/28/2015	11/30/2015	12/9/2015	9
Coastal Collision & Towing, Inc.	Sampling	Sample Location # 1	April 2015	Grab	7/6/2015	5/31/2015	7/16/2015	46
Colonial Motor Sales, Inc.	Sampling	Sample Location # 1	January 2015	Grab	3/11/2015	2/28/2015	6/10/2015	102
Colonial Motor Sales, Inc.	Sampling	Sample Location # 1	July 2015	Grab	9/3/2015	8/31/2015	9/15/2015	15
Comfort Dental II	Certification	Dental BMP Certification	April 2015	Not Applicable	Not Applicable	5/31/2015	6/17/2015	17
Conopco, Inc. (Site #1)	Sampling	Sample Location # 1	November 2015	Composite	11/2/2015	12/31/2015	12/31/2015	0
Conopco, Inc. (Site #2)	Sampling	Sample Location # 1	November 2015	Composite	11/2/2015	12/31/2015	12/31/2015	0
Continental Plastics & Packaging	Sampling	Sample Location # 1	January 2015	Grab	2/24/2015	2/28/2015	3/9/2015	9
Cool Air Creations Inc.	Sampling	Sample Location # 1	April 2015	Grab	5/26/2015	5/31/2015	6/8/2015	8

**Bucklin Point  
Late Reports - 2015**

<b>Company</b>	<b>Report Type</b>	<b>Location</b>	<b>Month/Year Satisfied</b>	<b>Sample Type</b>	<b>Sample Date</b>	<b>Due Date</b>	<b>Recieved Date</b>	<b>Days Late</b>
Cool Air Creations Inc.	Sampling	Sample Location # 2	April 2015	Grab	5/26/2015	5/31/2015	6/8/2015	8
D. Miller's Auto Body	Sampling	Sample Location # 1	July 2015	Grab	9/10/2015	8/31/2015	9/11/2015	11
Darlene Group	Sampling	Sample Location # 1	February 2015	Composite	4/1/2015	3/31/2015	4/13/2015	13
David London and Company	pH	Sample Location # 1	April 2015	Not Applicable	Not Applicable	5/30/2015	6/1/2015	2
David London and Company	pH	Sample Location # 1	April 2015	Not Applicable	Not Applicable	5/30/2015	6/5/2015	6
Denison Acquisition Company, LLC	pH	Sample Location # 1	January 2015	Not Applicable	Not Applicable	3/2/2015	3/9/2015	7
Denison Acquisition Company, LLC	pH	Sample Location # 1	June 2015	Not Applicable	Not Applicable	7/30/2015	8/5/2015	6
Denison Acquisition Company, LLC	pH	Sample Location # 1	August 2015	Not Applicable	Not Applicable	9/30/2015	10/1/2015	1
Denison Acquisition Company, LLC	Sampling	Sample Location # 1	July 2015	Grab	7/27/2015	8/31/2015	9/17/2015	17
Dr. Anita N. Vasvani, D.M.D.	Certification	Dental BMP Certification	March 2015	Not Applicable	Not Applicable	4/30/2015	5/6/2015	6
Drs. Ward and Vaudry	Certification	Dental BMP Certification	June 2015	Not Applicable	Not Applicable	7/31/2015	8/14/2015	14
East Coast Auto	Sampling	Sample Location # 1	January 2015	Grab	1/1/2015	2/28/2015	7/24/2015	146
East Coast Auto	Sampling	Sample Location # 1	July 2015	Grab	7/31/2015	8/31/2015	1/5/2016	127
Eaton Aerospace	pH	Sample Location # 1	December 2015	Not Applicable	Not Applicable	1/30/2016	2/2/2016	3
Eaton Aerospace	Sampling	Sample Location # 1	January 2015	Composite	1/21/2015	2/28/2015	3/3/2015	3
Eaton Aerospace	Sampling	Sample Location # 2	January 2015	Composite	1/21/2015	2/28/2015	3/3/2015	3
Eglantina Kica, D.M.D.	Certification	Dental BMP Certification	November 2015	Not Applicable	Not Applicable	12/31/2015	1/21/2016	21
Flor Di Brava	Sampling	Sample Location # 1	April 2015	Grab	4/16/2015	5/31/2015	6/22/2015	22
Guatemex Bakery	Sampling	Sample Location # 1	October 2015	Grab	1/6/2016	11/30/2015	1/25/2016	56
HP Services, Inc.	pH	Sample Location # 1	January 2015	Not Applicable	Not Applicable	3/2/2015	3/10/2015	8
HP Services, Inc.	pH	Sample Location # 1	October 2015	Not Applicable	Not Applicable	11/30/2015	12/10/2015	10
Impact Custom Apparel, LLC	Sampling	Sample Location # 1	April 2015	Grab	6/12/2015	5/31/2015	7/20/2015	50
Ink Solution	Sampling	Sample Location # 1	April 2015	Grab	4/24/2015	5/31/2015	6/29/2015	29
International Market Cafe'	Sampling	Sample Location # 1	October 2015	Grab	12/9/2015	11/30/2015	12/28/2015	28
J.I.F. Investment Co., Inc.	Sampling	Sample Location # 1	April 2015	Grab	4/13/2015	5/31/2015	6/8/2015	8
JAR Bakers Supply	Sampling	Sample Location # 1	October 2015	Grab	10/23/2015	11/30/2015	1/13/2016	44
K&W Webbing Company	pH	Sample Location # 1	February 2015	Not Applicable	Not Applicable	3/30/2015	4/10/2015	11
K&W Webbing Company	pH	Sample Location # 1	June 2015	Not Applicable	Not Applicable	7/30/2015	8/12/2015	13
K&W Webbing Company	pH	Sample Location # 1	August 2015	Not Applicable	Not Applicable	9/30/2015	10/8/2015	8
K&W Webbing Company	pH	Sample Location # 1	October 2015	Not Applicable	Not Applicable	11/30/2015	12/9/2015	9
K&W Webbing Company	Sampling	Sample Location # 1	October 2015	Grab	10/28/2015	11/30/2015	12/9/2015	9
Kenneth Castellucci & Associates, Inc.	Certification	Zero Discharge Certification	June 2015	Not Applicable	Not Applicable	7/31/2015	7/31/2015	0
Lincoln Dental Associates, Inc.	Certification	Sample Location # 1	February 2015	Not Applicable	Not Applicable	3/31/2015	5/28/2015	58
Lindbergh Auto Body, Inc.	Sampling	Sample Location # 1	July 2015	Grab	9/4/2015	8/31/2015	9/14/2015	14
Lindsay Ciombor Brislin, DMD	Certification	Dental BMP Certification	April 2015	Not Applicable	Not Applicable	5/31/2015	6/8/2015	8
Lindsay Ciombor Brislin, DMD	Certification	Dental BMP Certification	October 2015	Not Applicable	Not Applicable	11/30/2015	12/8/2015	8

**Bucklin Point  
Late Reports - 2015**

<b>Company</b>	<b>Report Type</b>	<b>Location</b>	<b>Month/Year Satisfied</b>	<b>Sample Type</b>	<b>Sample Date</b>	<b>Due Date</b>	<b>Recieved Date</b>	<b>Days Late</b>
M & M NY System	Sampling	Sample Location # 1	January 2015	Grab	5/13/2015	2/28/2015	6/8/2015	100
Madison Cutting Tool	Certification	Zero Discharge Certification	January 2015	Not Applicable	Not Applicable	3/2/2015	3/19/2015	17
Madison Cutting Tool	Certification	Zero Discharge Certification	April 2015	Not Applicable	Not Applicable	5/30/2015	6/3/2015	4
Madison Cutting Tool	Certification	Zero Discharge Certification	May 2015	Not Applicable	Not Applicable	6/30/2015	7/8/2015	8
Madison Cutting Tool	Certification	Zero Discharge Certification	July 2015	Not Applicable	Not Applicable	8/30/2015	9/14/2015	15
Madison Cutting Tool	Certification	Zero Discharge Certification	August 2015	Not Applicable	Not Applicable	9/30/2015	10/19/2015	19
Madison Cutting Tool	Certification	Zero Discharge Certification	September 2015	Not Applicable	Not Applicable	10/30/2015	11/23/2015	24
Madison Cutting Tool	Certification	Zero Discharge Certification	November 2015	Not Applicable	Not Applicable	12/30/2015	1/11/2016	12
Main Street Market, Inc.	Sampling	Sample Location # 1	January 2015	Grab	2/12/2015	2/28/2015	3/11/2015	11
Main Street Market, Inc.	Sampling	Sample Location # 1	January 2015	Grab	3/25/2015	2/28/2015	4/7/2015	38
Main Street Market, Inc.	Sampling	Sample Location # 1	January 2015	Grab	4/14/2015	2/28/2015	4/29/2015	60
Main Street Market, Inc.	Sampling	Sample Location # 1	January 2015	Grab	5/19/2015	2/28/2015	5/29/2015	90
Marotta Food Corporation	Sampling	Sample Location # 1	March 2015	Grab	3/27/2015	4/30/2015	5/21/2015	21
Memorial Hospital of RI	Sampling	Sample Location # 1	April 2015	Grab	4/30/2015	5/31/2015	7/8/2015	38
Memorial Hospital of RI	Sampling	Sample Location # 1	October 2015	Grab	10/28/2015	11/30/2015	12/1/2015	1
Memorial Hospital of RI	Sampling	Sample Location # 2	April 2015	Grab	4/30/2015	5/31/2015	7/8/2015	38
Memorial Hospital of RI	Sampling	Sample Location # 2	October 2015	Grab	10/1/2015	11/30/2015	12/1/2015	1
Memorial Hospital of RI	Sampling	Sample Location # 3	April 2015	Grab	4/30/2015	5/31/2015	7/8/2015	38
Memorial Hospital of RI	Sampling	Sample Location # 3	October 2015	Grab	10/28/2015	11/30/2015	12/1/2015	1
Memorial Hospital of RI	Sampling	Sample Location # 4	April 2015	Grab	4/30/2015	5/31/2015	7/8/2015	38
Memorial Hospital of RI	Sampling	Sample Location # 4	October 2015	Grab	10/28/2015	11/30/2015	12/1/2015	1
Mercury Print & Mail Company, Inc	Certification	Zero Discharge Certification	April 2015	Not Applicable	Not Applicable	5/31/2015	7/1/2015	31
Mercury Print & Mail Company, Inc	Certification	Zero Discharge Certification	October 2015	Not Applicable	Not Applicable	11/30/2015	12/16/2015	16
Michael Healy Designs, Inc.	Certification	Zero Discharge Certification	February 2015	Not Applicable	Not Applicable	3/30/2015	4/8/2015	9
Michael Healy Designs, Inc.	Certification	Zero Discharge Certification	March 2015	Not Applicable	Not Applicable	4/30/2015	5/14/2015	14
Michael's Meats	Sampling	Sample Location # 1	January 2015	Grab	3/11/2015	2/28/2015	3/25/2015	25
Michael's Meats	Sampling	Sample Location # 1	July 2015	Grab	9/11/2015	8/31/2015	9/29/2015	29
Microfibres, Inc.	pH	Sample Location # 1	April 2015	Not Applicable	Not Applicable	5/30/2015	6/1/2015	2
Microfibres, Inc.	Sampling	Sample Location # 1	April 2015	Composite	4/21/2015	5/31/2015	6/1/2015	1
Mirror Image	Sampling	Sample Location # 1	October 2015	Grab	12/15/2015	11/30/2015	12/28/2015	28
NECVW, Inc.	Sampling	Sample Location # 1	July 2015	Grab	9/9/2015	8/31/2015	9/23/2015	23
New England Linen Supply, Inc.	pH	Sample Location # 1	February 2015	Not Applicable	Not Applicable	3/30/2015	4/7/2015	8
New England Linen Supply, Inc.	pH	Sample Location # 1	May 2015	Not Applicable	Not Applicable	6/30/2015	7/1/2015	1
New England Linen Supply, Inc.	Sampling	Sample Location # 1	February 2015	Composite	2/27/2015	3/31/2015	4/7/2015	7
Northeast Knitting, Inc.	pH	Sample Location # 1	August 2015	Not Applicable	Not Applicable	9/30/2015	10/2/2015	2
Nuzzo Campion Stone Enterprises, Inc.	Certification	Zero Discharge Certification	January 2015	Not Applicable	Not Applicable	2/28/2015	4/9/2015	40

**Bucklin Point  
Late Reports - 2015**

<b>Company</b>	<b>Report Type</b>	<b>Location</b>	<b>Month/Year Satisfied</b>	<b>Sample Type</b>	<b>Sample Date</b>	<b>Due Date</b>	<b>Recieved Date</b>	<b>Days Late</b>
Paul G. Roque, DDS	Certification	Dental BMP Certification	November 2015	Not Applicable	Not Applicable	12/31/2015	1/13/2016	13
Pawtucket Lion Pizza, Inc.	Sampling	Sample Location # 1	April 2015	Grab	6/12/2015	5/31/2015	7/6/2015	36
Pawtucket Lion Pizza, Inc.	Sampling	Sample Location # 1	October 2015	Grab	12/9/2015	11/30/2015	1/4/2016	35
Pawtucket Power Associates	pH	Sample Location # 1	October 2015	Not Applicable	Not Applicable	11/30/2015	12/7/2015	7
Pawtucket Power Associates	pH	Sample Location # 1	November 2015	Not Applicable	Not Applicable	12/30/2015	12/31/2015	1
Pawtucket Power Associates	Sampling	Sample Location # 1	October 2015	Composite	10/30/2015	11/30/2015	12/7/2015	7
Pawtucket Power Associates	pH	Sample Location # 2	October 2015	Not Applicable	Not Applicable	11/30/2015	12/7/2015	7
Pawtucket Power Associates	pH	Sample Location # 2	November 2015	Not Applicable	Not Applicable	12/30/2015	12/31/2015	1
Pawtucket Power Associates	Sampling	Sample Location # 2	October 2015	Grab	10/1/2015	11/30/2015	12/7/2015	7
Pawtucket Power Associates	Sampling	Sample Location # 3	October 2015	Grab	10/1/2015	11/30/2015	12/7/2015	7
Pawtucket Power Associates	Sampling	Sample Location # 4	October 2015	Composite	10/30/2015	11/30/2015	12/7/2015	7
Pedro Teixeira, DDS	Certification	Dental BMP Certification	January 2015	Not Applicable	Not Applicable	2/28/2015	4/3/2015	34
Philip J. Calabro, D.M.D.	Certification	BMP Certification	April 2015	Not Applicable	Not Applicable	5/31/2015	7/7/2015	37
Piatek Machine Co., Inc.	Certification	Zero Discharge Certification	April 2015	Not Applicable	Not Applicable	5/31/2015	6/1/2015	1
Poly/Sperse, Corp.	pH	Sample Location # 1	June 2015	Not Applicable	Not Applicable	7/30/2015	8/7/2015	8
Poly/Sperse, Corp.	pH	Sample Location # 1	June 2015	Not Applicable	Not Applicable	7/30/2015	8/12/2015	13
Providence Wire Creations, Inc. (Pawt)	Certification	Zero Discharge Certification	January 2015	Not Applicable	Not Applicable	2/28/2015	5/22/2015	83
Providence Wire Creations, Inc. (Pawt)	Certification	Zero Discharge Certification	July 2015	Not Applicable	Not Applicable	8/31/2015	10/16/2015	46
Putnam Holdings, Inc.	Certification	Zero Discharge Certification	January 2015	Not Applicable	Not Applicable	3/2/2015	8/11/2015	162
Putnam Holdings, Inc.	Certification	Zero Discharge Certification	February 2015	Not Applicable	Not Applicable	3/30/2015	8/11/2015	134
R & D Manufacturing, Inc.	Certification	Zero Discharge Certification	July 2015	Not Applicable	Not Applicable	8/30/2015	9/10/2015	11
R & D Manufacturing, Inc.	Certification	Zero Discharge Certification	July 2015	Not Applicable	Not Applicable	8/30/2015	9/28/2015	29
R & D Manufacturing, Inc.	Certification	Zero Discharge Certification	September 2015	Not Applicable	Not Applicable	10/30/2015	11/24/2015	25
R & D Manufacturing, Inc.	Certification	Zero Discharge Certification	November 2015	Not Applicable	Not Applicable	12/30/2015	2/3/2016	35
R & D Manufacturing, Inc.	Certification	Zero Discharge Certification	December 2015	Not Applicable	Not Applicable	1/30/2016	2/3/2016	4
R & D Manufacturing, Inc.	Certification	Zero Discharge Certification	January 2015	Not Applicable	Not Applicable	2/28/2015	3/25/2015	25
R & D Manufacturing, Inc.	Certification	Zero Discharge Certification	July 2015	Not Applicable	Not Applicable	8/31/2015	9/10/2015	10
Rand Whitney Southeast Container, LLC	Sampling	Sample Location # 1	July 2015	Grab	9/11/2015	8/31/2015	9/14/2015	14
Rhode Island Textile Company	pH	Sample Location # 1	March 2015	Not Applicable	Not Applicable	4/30/2015	5/20/2015	20
Rhode Island Textile Company	pH	Sample Location # 1	June 2015	Not Applicable	Not Applicable	7/30/2015	8/14/2015	15
Rumford Dental	Certification	Sample Location # 1	July 2015	Not Applicable	Not Applicable	8/31/2015	9/11/2015	11
Russell S. Chin, DDS, Ltd.	Certification	Dental BMP Certification	November 2015	Not Applicable	Not Applicable	12/31/2015	1/7/2016	7
Russell S. Chin, DDS, Ltd.	Certification	Dental BMP Certification	November 2015	Not Applicable	Not Applicable	12/31/2015	1/20/2016	20
Simmering Soup Kitchen, LLC	Sampling	Sample Location # 1	April 2015	Grab	7/15/2015	5/31/2015	7/28/2015	58
Simmering Soup Kitchen, LLC	Sampling	Sample Location # 2	October 2015	Grab	1/20/2016	11/30/2015	2/3/2016	65
Stop & Shop Supermarket #704	Sampling	Sample Location # 1	September 2015	Grab	9/8/2015	10/31/2015	11/2/2015	2

**Bucklin Point  
Late Reports - 2015**

<b>Company</b>	<b>Report Type</b>	<b>Location</b>	<b>Month/Year Satisfied</b>	<b>Sample Type</b>	<b>Sample Date</b>	<b>Due Date</b>	<b>Recieved Date</b>	<b>Days Late</b>
Stop & Shop Supermarket #704	Sampling	Sample Location # 1	September 2015	Grab	9/22/2015	10/31/2015	11/12/2015	12
Stop & Shop Supermarket #704	Sampling	Sample Location # 1	September 2015	Grab	9/29/2015	10/31/2015	11/12/2015	12
Stop & Shop Supermarket #704	Sampling	Sample Location # 1	September 2015	Grab	10/5/2015	10/31/2015	11/12/2015	12
Stop & Shop Supermarket #704	Sampling	Sample Location # 1	September 2015	Grab	10/14/2015	10/31/2015	11/12/2015	12
Stop & Shop Supermarket #704	Sampling	Sample Location # 1	September 2015	Grab	10/20/2015	10/31/2015	11/12/2015	12
Stop & Shop Supermarket #704	Sampling	Sample Location # 1	September 2015	Grab	10/27/2015	10/31/2015	11/12/2015	12
Stop & Shop Supermarket #710	Sampling	Sample Location # 1	September 2015	Grab	9/8/2015	10/31/2015	11/2/2015	2
Stop & Shop Supermarket #712	Sampling	Sample Location # 1	September 2015	Grab	9/8/2015	10/31/2015	11/2/2015	2
Suds Plus Car Wash	Sampling	Sample Location # 1	April 2015	Grab	7/7/2015	5/31/2015	7/24/2015	54
Summit Manufacturing Corporation	pH	Sample Location # 1	February 2015	Not Applicable	Not Applicable	3/30/2015	4/16/2015	17
Summit Manufacturing Corporation	pH	Sample Location # 1	July 2015	Not Applicable	Not Applicable	8/30/2015	9/9/2015	10
Summit Manufacturing Corporation	pH	Sample Location # 1	November 2015	Not Applicable	Not Applicable	12/30/2015	1/19/2016	20
Summit Manufacturing Corporation	Sampling	Sample Location # 1	February 2015	Composite	2/27/2015	3/31/2015	4/16/2015	16
Summit Manufacturing Corporation	Sampling	Sample Location # 1	July 2015	Composite	7/30/2015	8/31/2015	9/9/2015	9
Summit Manufacturing Corporation	Sampling	Sample Location # 1	November 2015	Composite	11/30/2015	12/31/2015	1/19/2016	19
Swissline Precision Manufacturing, Inc.	Certification	Zero Discharge Certification	January 2015	Not Applicable	Not Applicable	2/28/2015	3/16/2015	16
Tedor Pharma Inc.	pH	Sample Location # 1	December 2015	Not Applicable	Not Applicable	1/30/2016	2/2/2016	3
Tedor Pharma Inc.	Sampling	Sample Location # 1	January 2015	Grab	1/23/2015	2/28/2015	3/3/2015	3
The Biga Bread Lab, LLC	Sampling	Sample Location # 2	February 2015	Grab	4/20/2015	3/31/2015	4/20/2015	20
The Car Store, Inc.	Sampling	Sample Location # 1	October 2015	Grab	10/5/2015	11/30/2015	12/10/2015	10
The Seabra Group, LLC	Sampling	Sample Location # 1	March 2015	Grab	3/19/2015	4/30/2015	5/7/2015	7
The Seabra Group, LLC	Sampling	Sample Location # 2	March 2015	Grab	3/19/2015	4/30/2015	5/7/2015	7
The Seabra Group, LLC	Sampling	Sample Location # 3	March 2015	Grab	3/19/2015	4/30/2015	5/7/2015	7
The Stop & Shop Supermarket Co. LLC	Sampling	Sample Location # 1	June 2015	Grab	6/25/2015	7/31/2015	9/28/2015	59
The Stop & Shop Supermarket Co. LLC	Sampling	Sample Location # 1	June 2015	Grab	7/30/2015	7/31/2015	8/20/2015	20
The Stop & Shop Supermarket Co. LLC	Sampling	Sample Location # 1	June 2015	Grab	8/4/2015	7/31/2015	8/20/2015	20
The Stop & Shop Supermarket Co. LLC	Sampling	Sample Location # 1	June 2015	Grab	8/11/2015	7/31/2015	9/28/2015	59
The Stop & Shop Supermarket Co. LLC	Sampling	Sample Location # 1	June 2015	Grab	8/20/2015	7/31/2015	9/28/2015	59
The Stop & Shop Supermarket Co. LLC	Sampling	Sample Location # 1	June 2015	Grab	8/25/2015	7/31/2015	9/28/2015	59
The Stop & Shop Supermarket Co. LLC	Sampling	Sample Location # 1	June 2015	Grab	9/1/2015	7/31/2015	9/28/2015	59
The Stop & Shop Supermarket Co. LLC	Sampling	Sample Location # 1	June 2015	Grab	9/8/2015	7/31/2015	9/28/2015	59
The Stop & Shop Supermarket Co. LLC	Sampling	Sample Location # 1	June 2015	Grab	9/15/2015	7/31/2015	11/2/2015	94
The Stop & Shop Supermarket Co. LLC	Sampling	Sample Location # 1	June 2015	Grab	9/22/2015	7/31/2015	11/2/2015	94
The Stop & Shop Supermarket Co. LLC	Sampling	Sample Location # 1	June 2015	Grab	9/29/2015	7/31/2015	11/2/2015	94
The Stop & Shop Supermarket Co. LLC	Sampling	Sample Location # 1	June 2015	Grab	10/5/2015	7/31/2015	11/2/2015	94
The Stop & Shop Supermarket Co. LLC	Sampling	Sample Location # 1	September 2015	Grab	9/15/2015	10/31/2015	11/2/2015	2



**Bucklin Point  
Late Reports - 2015**

<b>Company</b>	<b>Report Type</b>	<b>Location</b>	<b>Month/Year Satisfied</b>	<b>Sample Type</b>	<b>Sample Date</b>	<b>Due Date</b>	<b>Recieved Date</b>	<b>Days Late</b>
Tracey Gear Inc.	Sampling	Sample Location # 1	January 2015	Grab	3/11/2015	2/28/2015	3/16/2015	16
Tracey Gear Inc.	Sampling	Sample Location # 1	July 2015	Grab	7/1/2015	8/31/2015	9/10/2015	10
Troika Stone	Certification	Zero Discharge Certification	July 2015	Grab	7/1/2015	8/31/2015	9/8/2015	8
University Oral & Maxil. - School Street	Sampling	Sample Location # 1	April 2015	Grab	4/22/2015	5/31/2015	6/10/2015	10
University Oral & Maxil. - School Street	Sampling	Sample Location # 1	October 2015	Grab	10/6/2015	11/30/2015	12/7/2015	7
V. George Rustigian Rugs, Inc	pH	Sample Location # 1	January 2015	Not Applicable	Not Applicable	3/2/2015	4/13/2015	42
V. George Rustigian Rugs, Inc	pH	Sample Location # 1	February 2015	Not Applicable	Not Applicable	3/30/2015	4/13/2015	14
V. George Rustigian Rugs, Inc	pH	Sample Location # 1	October 2015	Not Applicable	Not Applicable	11/30/2015	12/7/2015	7
V. George Rustigian Rugs, Inc	pH	Sample Location # 2	January 2015	Not Applicable	Not Applicable	3/2/2015	4/13/2015	42
V. George Rustigian Rugs, Inc	pH	Sample Location # 2	February 2015	Not Applicable	Not Applicable	3/30/2015	4/13/2015	14
V. George Rustigian Rugs, Inc	pH	Sample Location # 2	October 2015	Not Applicable	Not Applicable	11/30/2015	12/7/2015	7
V. George Rustigian Rugs, Inc	pH	Sample Location # 3	January 2015	Not Applicable	Not Applicable	3/2/2015	4/13/2015	42
V. George Rustigian Rugs, Inc	pH	Sample Location # 3	February 2015	Not Applicable	Not Applicable	3/30/2015	4/13/2015	14
V. George Rustigian Rugs, Inc	pH	Sample Location # 3	October 2015	Not Applicable	Not Applicable	11/30/2015	12/7/2015	7
Village Press	Sampling	Sample Location # 1	January 2015	Grab	1/26/2015	2/28/2015	3/6/2015	6
Walter M. Dzialo, DDS	Certification	Sample Location # 1	October 2015	Not Applicable	Not Applicable	11/30/2015	12/9/2015	9
Wardwell Braiding Machine Company	Sampling	Sample Location # 1	January 2015	Grab	3/10/2015	2/28/2015	3/16/2015	16
Weeden Street Associates, LLC	Sampling	Sample Location # 1	January 2015	Grab	1/1/2015	2/28/2015	3/17/2015	17
William B. Chan DMD	Certification	Dental BMP Certification	October 2015	Not Applicable	Not Applicable	11/30/2015	12/11/2015	11
Xelapan Bakery and Convenience	Sampling	Sample Location # 1	June 2015	Grab	6/30/2015	7/31/2015	8/3/2015	3
Zaccagnini's Pastry Shoppe	Sampling	Sample Location # 1	April 2015	Grab	4/23/2015	5/31/2015	9/9/2015	101
Zaccagnini's Pastry Shoppe	Sampling	Sample Location # 1	October 2015	Grab	10/28/2015	11/30/2015	12/29/2015	29
Zebra Technologies Corporation	Certification	Zero Discharge Certification	May 2015	Not Applicable	Not Applicable	6/30/2015	7/7/2015	7

***USER REQUIREMENTS***

***BUCKLIN POINT***

**Bucklin Point  
User Requirements - 2015**

<b>Company</b>	<b>Submittal</b>	<b>Issue Date</b>	<b>Due Date</b>	<b>Received Date</b>	<b>Days Late</b>
10 Rocks Lounge & Tapas, LLC	Permit Application	6/10/2015	6/30/2015	6/30/2015	0
10 Rocks Lounge & Tapas, LLC	Pretreatment Plans	7/28/2015	8/21/2015	9/1/2015	11
ACS Industries, Inc.	Process Plans	6/5/2015	6/30/2015	7/10/2015	10
ACS Industries, Inc.	Permit Application	6/5/2015	6/30/2015	6/24/2015	0
Accent Plating Company	Resampling Results for _____	3/11/2015	5/1/2015	4/27/2015	0
Agar Machining & Welding, Inc.	Signed Permit	4/24/2015	5/21/2015	4/27/2015	0
Agnes E. Little Elementary School	Permit Application	3/10/2015	4/7/2015	3/20/2015	0
Agnes E. Little Elementary School	Permit Application	5/4/2015	5/15/2015	5/12/2015	0
Agnes E. Little Elementary School	Repair Grease Trap	5/29/2015	6/19/2015	7/15/2015	26
Amica Mutual Insurance Co. - 10	Permit Application	7/7/2015	8/4/2015	7/23/2015	0
Amica Mutual Insurance Co. - 50	Permit Application	1/16/2015	2/13/2015	1/30/2015	0
Andrew's Bistro	Permit Application	1/23/2015	2/20/2015	5/4/2015	73
Angelo's Pizza, Inc.	Other	12/3/2015	12/31/2015	1/8/2016	8
Antigua Guatemala Bakery	Permit Application	7/31/2015	8/28/2015	9/29/2015	32
Antigua Guatemala Bakery	Repair Grease Trap	9/24/2015	10/15/2015	10/20/2015	5
Antonio's Portuguese Cafe & Kitchen Inc.	Permit Application	6/26/2015	7/24/2015	10/16/2015	84
B & L Plastics, Inc.	Permit Application	4/10/2015	5/8/2015	4/30/2015	0
Bachini's Bakery	Permit Application	12/1/2015	12/29/2015	1/6/2016	8
Bake My Day	Pretreatment Plans	1/20/2015	2/13/2015	4/13/2015	59
Blackstone Health	Permit Application	1/23/2015	2/20/2015	3/27/2015	35
Blackstone Market	Sign & Return Report	1/21/2015	1/21/2015	2/9/2015	19
Blackstone Valley Foot & Ankle	Resampling Results for _____	8/27/2015	10/8/2015	9/24/2015	0
Blackstone Valley Foot & Ankle	Resampling Results for _____	8/27/2015	10/15/2015	10/7/2015	0
Blackstone Valley Foot & Ankle	Resampling Results for _____	8/27/2015	9/24/2015	9/18/2015	0
Blackstone Valley Foot & Ankle	Resampling Results for _____	8/27/2015	10/1/2015	9/24/2015	0
Blaze Village Restaurant	Permit Application	10/22/2015	11/30/2015	12/30/2015	30
Blaze Village Restaurant	Pretreatment Plans	10/22/2015	11/30/2015	12/30/2015	30
Boston House of Pizza	Permit Application	6/9/2015	7/7/2015	6/24/2015	0
Bowling Academy, Inc.	Permit Application	7/7/2015	8/4/2015	7/22/2015	0
Bubble Wash	Permit Application	1/8/2015	2/28/2015	1/14/2015	0
CVS Caremark Corp. (200 Highland Drive)	Permit Application	7/7/2015	8/4/2015	7/30/2015	0
Calise & Sons Bakery	Pump Grease Trap	5/1/2015	6/30/2015	3/30/2015	0
Central Falls Provision Co.	Permit Application	9/11/2015	10/9/2015	9/23/2015	0
Charles Coelho Funeral Home	Permit Application	6/9/2015	7/7/2015	8/3/2015	27
Chemart Company	Resampling Results for _____	3/16/2015	5/1/2015	4/10/2015	0
Chemart Company	Resampling Results for _____	9/29/2015	11/20/2015	10/20/2015	0
City Limits	Permit Application	1/23/2015	2/20/2015	3/12/2015	20
Coastal Collision & Towing, Inc.	Permit Application	9/29/2015	10/27/2015	12/4/2015	38
Conopco, Inc. (Site #1)	Inst Wat/Sew Meter	7/21/2015	8/10/2015	9/10/2015	31
Conrad-Jarvis Corp.	Permit Application	4/17/2015	4/14/2015	5/15/2015	31
Conrad-Jarvis Corp.	Permit Application	4/17/2015	5/15/2015	6/1/2015	17
Corner Diner	Install Pretreatment System	7/16/2015	8/14/2015	10/19/2015	66
Crooked Current Brewery	Permit Application	6/18/2015	7/31/2015	7/29/2015	0
Crown Collision Center	Resampling Results for _____	1/23/2015	3/6/2015	3/5/2015	0
Crown Collision Center	Resampling Results for _____	1/23/2015	2/27/2015	2/26/2015	0
Crown Collision Center	Resampling Results for _____	1/23/2015	2/20/2015	2/19/2015	0
Crown Collision Center	Resampling Results for _____	1/23/2015	3/13/2015	3/16/2015	3
Crown Collision Center	Permit Application	3/10/2015	4/7/2015	3/26/2015	0
Crown Collision Center	Resampling Results for _____	3/18/2015	4/29/2015	4/20/2015	0
Crown Collision Center	Resampling Results for _____	3/18/2015	4/22/2015	4/16/2015	0
Crown Collision Center	Resampling Results for _____	3/18/2015	4/15/2015	4/13/2015	0
Crown Collision Center	Resampling Results for _____	3/18/2015	5/6/2015	5/6/2015	0
Crown Collision Center	Analytical Results for _____	7/23/2015	8/27/2015	8/7/2015	0
DIP, Inc.	Pump Grease Trap	9/17/2015	10/9/2015	11/2/2015	24
Darlington Assisted Living Center	Pump Grease Trap	3/26/2015	4/17/2015	5/11/2015	24
Davenport's Bar & Grille	Permit Application	12/1/2015	12/29/2015	12/16/2015	0
Denison Acquisition Company, LLC	Resampling Results for _____	4/6/2015	5/29/2015	5/6/2015	0

**Bucklin Point  
User Requirements - 2015**

<b>Company</b>	<b>Submittal</b>	<b>Issue Date</b>	<b>Due Date</b>	<b>Received Date</b>	<b>Days Late</b>
Denison Acquisition Company, LLC	Resampling Results for _____	5/6/2015	6/26/2015	7/15/2015	19
Denison Acquisition Company, LLC	Resampling Results for _____	8/3/2015	9/25/2015	9/17/2015	0
Denison Acquisition Company, LLC	Resampling Results for _____	8/3/2015	9/25/2015	9/17/2015	0
Denison Acquisition Company, LLC	Resampling Results for _____	9/22/2015	11/6/2015	9/17/2015	0
Denison Acquisition Company, LLC	Resampling Results for _____	10/20/2015	12/11/2015	11/27/2015	0
Denison Acquisition Company, LLC	Other	12/7/2015	12/31/2015	1/11/2016	11
Dominican Supermarket	Permit Application	9/22/2015	10/31/2015	12/14/2015	44
Dominican Supermarket	Process Plans	9/22/2015	10/31/2015		110
Dr. Earl F. Calcutt Middle School	Permit Application	5/19/2015	6/16/2015	6/29/2015	13
Dr. John B. DeMello	Permit Application	10/13/2015	11/10/2015	10/19/2015	0
Dunkin Donuts - Taunton Ave.	Permit Application	3/20/2015	4/17/2015	4/8/2015	0
Dunkin Donuts-George Washington Highway	Permit Application	11/17/2015	12/15/2015	1/11/2016	27
East Providence Persy's Place LLC	Permit Application	12/3/2015	12/31/2015	12/23/2015	0
Eaton Aerospace	Permit Application	4/7/2015	4/30/2015	4/27/2015	0
Eaton Aerospace	Install Pretreatment System	9/11/2015	10/15/2015	10/5/2015	0
Eaton Aerospace	Install Pretreatment System	10/14/2015	12/11/2015	12/4/2015	0
Eaton Aerospace	Analytical Results for _____	12/1/2015	1/5/2016	12/17/2015	0
Eaton Aerospace	Install Pretreatment System	12/10/2015	12/30/2015	12/17/2015	0
Eaton Aerospace	Install Pretreatment System	12/29/2015	1/15/2016	12/17/2015	0
Echo Septic Services LLC	Permit Application	10/23/2015	11/20/2015	11/2/2015	0
Ecological Fibers, Inc.	Resampling Results for _____	2/25/2015	4/30/2015	3/5/2015	0
Ecological Fibers, Inc.	Permit Application	8/11/2015	9/15/2015	9/9/2015	0
Ecological Fibers, Inc.	Resampling Results for _____	10/1/2015	10/30/2015	10/14/2015	0
Eglantina Kica, D.M.D.	Permit Application	12/4/2015	1/4/2016	1/21/2016	17
El Salvadoreno Restaurant, Inc.	Permit Application	2/26/2015	3/31/2015	4/3/2015	3
El Salvadoreno Restaurant, Inc.	Repair Grease Trap	12/8/2015	1/8/2016	1/21/2016	13
Emery's Catering Service, Inc.	Permit Application	10/13/2015	11/10/2015	11/9/2015	0
Erick Market & More Inc.	Install Sample Location	5/4/2015	5/29/2015	6/8/2015	10
Erick Market & More Inc.	Sign & Return Report	12/1/2015	12/18/2015	12/9/2015	0
Exchange Street Cafe	Permit Application	12/1/2015	12/29/2015	12/17/2015	0
FGX International	Pump Grease Trap	1/9/2015	1/30/2015	1/22/2015	0
Fallon Memorial Elementary School	Repair Grease Trap	5/29/2015	6/19/2015	7/15/2015	26
Farm Fresh RI	Repair Grease Trap	5/1/2015	5/31/2015	7/6/2015	36
First Choice Coffee Services	Permit Application	5/1/2015	5/31/2015	5/11/2015	0
Flor Di Brava	Permit Application	5/22/2015	6/19/2015	6/29/2015	10
Freeway Laundry II	Permit Application	1/16/2015	2/20/2015	2/6/2015	0
General Cable Industries, LLC	Other	5/1/2015	5/8/2015	5/1/2015	0
General Cable Industries, LLC	Resampling Results for _____	5/19/2015	7/7/2015	6/4/2015	0
General Cable Industries, LLC	Resampling Results for _____	5/19/2015	6/30/2015	6/4/2015	0
General Cable Industries, LLC	Resampling Results for _____	5/19/2015	6/23/2015	6/4/2015	0
General Cable Industries, LLC	Resampling Results for _____	5/19/2015	6/16/2015	6/4/2015	0
General Cable Industries, LLC	Other	5/27/2015	6/12/2015	6/11/2015	0
General Cable Industries, LLC	Other	7/20/2015	7/30/2015	7/30/2015	0
Golden Arch Enterprises, LLC	Pump Grease Trap	6/25/2015	7/15/2015	7/2/2015	0
Golden Li Lai	Permit Application	12/1/2015	12/29/2015		51
Golden Palace	Pretreatment Plans	1/26/2015	2/28/2015	1/26/2015	0
Great China Inc.	Permit Application	6/26/2015	7/24/2015	10/16/2015	84
Greystone of Lincoln, Inc.	Permit Application	2/10/2015	2/20/2015	2/19/2015	0
Greystone of Lincoln, Inc.	Signed Permit	6/29/2015	7/27/2015	7/24/2015	0
Greystone of Lincoln, Inc.	Signed Permit	7/30/2015	8/14/2015	8/6/2015	0
Guatemex Bakery	Permit Application	5/12/2015	6/12/2015	8/18/2015	67
HP Services, Inc.	Permit Application	1/16/2015	2/20/2015	2/2/2015	0
Hartley's Pork Pies	Permit Application	12/1/2015	12/29/2015	12/17/2015	0
Highridge Swim & Tennis Club	Chain of Custody Documentation	8/19/2015	9/11/2015	9/3/2015	0
International Packaging Corp.	Permit Application	5/22/2015	6/19/2015	6/12/2015	0
J&M Diamond Tool, Inc.	Permit Application	1/23/2015	2/20/2015	2/18/2015	0
J.D. Laundromat	Permit Application	11/6/2015	12/4/2015	1/13/2016	40

**Bucklin Point  
User Requirements - 2015**

<b>Company</b>	<b>Submittal</b>	<b>Issue Date</b>	<b>Due Date</b>	<b>Received Date</b>	<b>Days Late</b>
J.I.F. Investment Co., Inc.	Permit Application	12/1/2015	12/29/2015	1/7/2016	9
John H. Collins & Sons Company	Spill Control Plan	4/1/2015	4/30/2015	4/29/2015	0
John H. Collins & Sons Company	Toxic Organic/Solvent Mgt Plan	4/1/2015	4/30/2015	4/29/2015	0
John H. Collins & Sons Company	Permit Application	9/11/2015	10/11/2015	9/23/2015	0
Joseph Jenks Jr. High School	Permit Application	3/31/2015	4/28/2015	5/29/2015	31
Joseph Jenks Jr. High School	Permit Application	10/13/2015	10/30/2015	5/29/2015	0
Just Like Home Laundry	Permit Application	7/31/2015	8/28/2015	8/28/2015	0
K&W Webbing Company	Permit Application	9/11/2015	10/11/2015	10/29/2015	18
Karol A. Romenski & Son, Inc.	Permit Application	2/13/2015	3/13/2015	3/5/2015	0
Key Container Corporation	Spill Control Plan	4/29/2015	5/31/2015	6/2/2015	2
Key Container Corporation	Seal Floor Drains	4/29/2015	5/31/2015	6/2/2015	2
Key Container Corporation	Permit Application	7/8/2015	8/31/2015	9/1/2015	1
Kim & Gary's Ice Cream Machine	Permit Application	6/9/2015	7/7/2015	7/7/2015	0
LLeras Grille LLC	Permit Application	5/4/2015	12/31/2015	1/21/2016	21
LMP Enterprises	Process Plans	12/11/2015	1/31/2015	2/23/2015	23
La Esquina	Permit Application	11/2/2015	11/30/2015		80
Langley's Laundromat	Permit Application	9/11/2015	10/9/2015	10/13/2015	4
Lincoln Funeral Home, Inc.	Permit Application	3/20/2015	4/17/2015	4/27/2015	10
Lincoln Laundromat	Permit Application	12/4/2015	12/8/2015	12/8/2015	0
Lincoln Manufacturing, Inc.	Resampling Results for _____	1/5/2015	3/20/2015	3/26/2015	6
Lincoln Manufacturing, Inc.	Resampling Results for _____	2/18/2015	4/10/2015	3/26/2015	0
Lincoln Manufacturing, Inc.	Resampling Results for _____	3/31/2015	5/22/2015	4/6/2015	0
Lincoln Manufacturing, Inc.	Resampling Results for _____	4/6/2015	5/29/2015	5/26/2015	0
Lincoln Manufacturing, Inc.	Resampling Results for _____	10/8/2015	1/27/2016	1/15/2016	0
Lincoln Senior Center	Permit Application	4/10/2015	5/8/2015	4/30/2015	0
Little Caesar's Pizza	Permit Application	11/2/2015	11/30/2015		80
Luxury Dry Cleaners	Permit Application	7/31/2015	8/28/2015	9/11/2015	14
Madison Cutting Tool	Permit Application	5/15/2015	6/15/2015	7/17/2015	32
Madison Cutting Tool	Signed Permit	12/1/2015	1/2/2016	12/22/2015	0
Materion Technical Materials, Inc.	Resampling Results for _____	6/1/2015	7/24/2015	7/23/2015	0
McDonald's - Mendon Road	Pump Grease Trap	5/21/2015	6/19/2015	6/10/2015	0
Memorial Hospital of RI	Spill Control Plan	9/1/2015	9/30/2015	10/30/2015	30
Mercury Print & Mail Company, Inc	Permit Application	12/4/2015	1/4/2016	1/28/2016	24
Merrick R. Williams, Inc.	Permit Application	1/5/2015	2/9/2015	1/14/2015	0
Michael's Meats	Permit Application	9/11/2015	10/9/2015	11/9/2015	31
Mini Market La Esperanza	Permit Application	1/23/2015	2/20/2015	2/17/2015	0
Montecristo Restaurant	Permit Application	7/8/2015	8/7/2015	10/27/2015	81
Montecristo Restaurant	Repair Grease Trap	12/1/2015	12/31/2015		49
Narr. Electric Co.-Vault Op.-BV	Permit Application	1/9/2015	2/9/2015	1/30/2015	0
Neptco, Inc.	Permit Application	11/6/2015	12/4/2015	12/8/2015	4
New England Linen Supply, Inc.	Other	7/10/2015	8/15/2015	8/5/2015	0
New England Linen Supply, Inc.	Resampling Results for _____	8/4/2015	9/25/2015	9/14/2015	0
New England Linen Supply, Inc.	Resampling Results for _____	11/2/2015	12/25/2015	1/25/2016	31
New England Linen Supply, Inc.	Permit Application	12/4/2015	1/4/2016	1/5/2016	1
New Harvest Coffee Roasters	Permit Application	3/27/2015	4/24/2015	4/6/2015	0
Newport Ave Donut-81 Newport	Permit Application	7/7/2015	8/4/2015	7/16/2015	0
Newport Cedar Donuts, Inc.	Permit Application	7/24/2015	8/21/2015	8/3/2015	0
OLSL Lincoln Place	Permit Application	9/29/2015	12/31/2015	12/24/2015	0
Oak Hill Health & Rehabilitation Center	Install Sample Location	6/4/2015	6/30/2015	7/28/2015	28
On the Go Laundromat	Permit Application	6/16/2015	7/14/2015	7/9/2015	0
Our Place on North Broadway	Repair Grease Trap	1/16/2015	2/20/2015	3/23/2015	31
PCL Fixtures, Inc.	Pretreatment Plans	6/4/2015	7/15/2015	8/19/2015	35
PCL Fixtures, Inc.	Process Plans	6/4/2015	7/15/2015	8/19/2015	35
PCL Fixtures, Inc.	Permit Application	6/4/2015	7/15/2015	8/3/2015	19
PCL Fixtures, Inc.	Spill Control Plan	9/14/2015	10/13/2015	10/29/2015	16
PCL Fixtures, Inc.	Toxic Organic/Solvent Mgt Plan	9/14/2015	10/13/2015	10/29/2015	16
Packaging Graphics, LLC	Permit Application	5/1/2015	6/15/2015	6/2/2015	0

**Bucklin Point  
User Requirements - 2015**

<b>Company</b>	<b>Submittal</b>	<b>Issue Date</b>	<b>Due Date</b>	<b>Received Date</b>	<b>Days Late</b>
Packaging Graphics, LLC	Resampling Results for _____	5/11/2015	6/15/2015	5/26/2015	0
Pawtucket House of Pizza	Permit Application	8/28/2015	9/25/2015	11/6/2015	42
Pawtucket Power Associates	Other	4/30/2015	5/15/2015	5/26/2015	11
Pawtucket Power Associates	Other	5/29/2015	6/5/2015	6/8/2015	3
Pizzaworks	Permit Application	1/5/2015	2/9/2015	2/23/2015	14
Plouffe's Cup N Saucer	Permit Application	10/2/2015	10/30/2015	1/15/2016	77
Potter-Burns Elementary School	Permit Application	12/1/2015	12/29/2015	1/25/2016	27
Precision Polishing & Ornament	Permit Application	5/1/2015	6/15/2015	10/1/2015	108
Precision Polishing & Ornament	Signed Permit	11/20/2015	1/1/2016	11/24/2015	0
Princess Enterprise, Inc.	Permit Application	6/15/2015	6/30/2015	7/9/2015	9
Prospect CharterCare SJHSRI (Roosevelt)	Process Plans	2/5/2015	2/27/2015	4/30/2015	62
Prospect CharterCare SJHSRI (Roosevelt)	Other	5/29/2015	6/19/2015	6/8/2015	0
Prospect CharterCare SJHSRI (Roosevelt)	Process Plans	5/29/2015	6/19/2015	6/8/2015	0
Putnam Holdings, Inc.	Install Sample Location	2/19/2015	2/19/2015	2/19/2015	0
Putnam Holdings, Inc.	How to Comply	6/23/2015	6/23/2015	6/23/2015	0
Putnam Holdings, Inc.	Analytical Results for _____	9/21/2015	10/30/2015		111
R & D Manufacturing, Inc.	Process Plans	6/12/2015	7/15/2015	7/15/2015	0
R & D Manufacturing, Inc.	Permit Application	6/12/2015	7/15/2015	7/15/2015	0
R.J.W. Enterprises Inc.	Permit Application	6/26/2015	7/24/2015	10/30/2015	98
Rand Whitney Southeast Container, LLC	Resampling Results for _____	9/17/2015	10/30/2015	10/7/2015	0
Ribatejo Fish Market	Sign & Return Report	5/12/2015	5/31/2015	5/21/2015	0
Ribatejo Fish Market	Permit Application	11/6/2015	12/4/2015	11/16/2015	0
Riccotti's Pizza and Subs	Permit Application	12/3/2015	12/31/2015		49
Right Spot Diner	Permit Application	6/26/2015	7/24/2015	9/28/2015	66
Sewrite Embroidery	Permit Application	12/18/2015	1/15/2016	1/25/2016	10
Silver Fern Practice LLC	Spill Control Plan	1/13/2015	2/13/2015	4/8/2015	54
Sky Chef	Permit Application	11/2/2015	11/30/2015		80
Sparky's Restaurant	Permit Application	9/11/2015	10/9/2015	11/30/2015	52
St. Raphael Academy - East Building	Permit Application	10/9/2015	11/20/2015	12/2/2015	12
St. Raphael Academy - West Building	Permit Application	10/9/2015	11/20/2015	12/2/2015	12
Stop & Shop Supermarket #710	Sign & Return Report	3/6/2015	3/20/2015	3/11/2015	0
Stop & Shop Supermarket #712	Permit Application	2/13/2015	3/13/2015	3/10/2015	0
Suburban Contract Cleaning	Permit Application	9/1/2015	9/28/2015	9/11/2015	0
Swissline Precision, LLC.	Signed Permit	12/21/2015	1/19/2016	12/31/2015	0
Tanury Industries	Resampling Results for _____	12/18/2015	2/1/2016	1/8/2016	0
Tanury Industries	Resampling Results for _____	12/18/2015	2/1/2016	1/27/2016	0
Tanury Industries	Other	12/23/2015	1/31/2016	1/19/2016	0
Target Corporation - T2073	Permit Application	10/2/2015	10/30/2015	12/2/2015	33
Tastex Corporation	Permit Application	1/16/2015	2/20/2015	2/13/2015	0
Teknicote, Inc.	Resampling Results for _____	5/18/2015	7/10/2015	6/9/2015	0
Teknor Apex Co.	Analytical Results for _____	2/17/2015	3/23/2015	2/20/2015	0
Teknor Apex Co.	Resampling Results for _____	3/3/2015	3/31/2015	3/12/2015	0
Teknor Apex Co.	Resampling Results for _____	3/3/2015	4/14/2015	3/12/2015	0
Teknor Apex Co.	Resampling Results for _____	3/3/2015	4/21/2015	3/12/2015	0
Teknor Apex Co.	Resampling Results for _____	3/3/2015	4/7/2015	3/12/2015	0
Teknor Apex Co.	Other	7/22/2015	8/30/2015	8/13/2015	0
The INSCO Group	Resampling Results for _____	11/2/2015	12/18/2015	12/9/2015	0
The Met RI, LLC	Permit Application	11/3/2015	12/1/2015	12/30/2015	29
The Okonite Company	Other	7/13/2015	9/15/2015	10/7/2015	22
The Okonite Company	Resampling Results for _____	10/8/2015	11/27/2015	10/20/2015	0
The Okonite Company	Resampling Results for _____	10/20/2015	12/11/2015	12/9/2015	0
The Okonite Company	Resampling Results for _____	12/14/2015	2/5/2016	1/15/2016	0
Torti Services	Permit Application	2/13/2015	3/12/2015	3/23/2015	11
Totis Pizza and Grill, Inc.	Permit Application	10/13/2015	11/6/2015	10/23/2015	0
United Skates of America	Permit Application	5/22/2015	6/19/2015	6/25/2015	6
Village Press	Permit Application	9/11/2015	10/9/2015	10/8/2015	0
Visual Creations, Inc.	Permit Application	6/9/2015	7/9/2015	8/31/2015	53

**Bucklin Point  
User Requirements - 2015**

<b>Company</b>	<b>Submittal</b>	<b>Issue Date</b>	<b>Due Date</b>	<b>Received Date</b>	<b>Days Late</b>
Vogue Industries LP	Spill Control Plan	8/6/2015	9/3/2015	9/14/2015	11
Walt's Roast Beef.	Permit Application	4/7/2015	4/30/2015	5/11/2015	11
Water Works Car Wash	Permit Application	9/11/2015	10/9/2015	11/24/2015	46
Weeden Street Associates, LLC	Permit Application	4/24/2015	5/15/2015	6/15/2015	31
Wendy's (Cottage Street)	Permit Application	1/30/2015	2/27/2015	6/8/2015	101
Wendy's (Cottage Street)	Pump Grease Trap	5/21/2015	6/19/2015	6/8/2015	0
Wildflour Bakery Cafe + Juice Bar	Permit Application	5/1/2015	6/15/2015	8/20/2015	66
Wildtree	Permit Application	5/29/2015	6/26/2015	6/26/2015	0
Wildtree	Process Plans	5/29/2015	6/26/2015	6/22/2015	0
Xelapan Bakery and Convenience	Permit Application	1/23/2015	2/20/2015	3/11/2015	19
Zebra Technologies Corporation	Permit Application	1/26/2015	2/13/2015	2/11/2015	0
Zebra Technologies Corporation	Signed Permit	6/25/2015	7/23/2015	8/20/2015	28

***ATTACHMENT VOLUME II***

***SECTION 10***

***POTW, SEPTAGE, AND RIVER  
MONITORING DATA***



***INFLUENT LOADING DATA***

***FIELD'S POINT***

Field's Point Influent Metals 2015  
all analyses in ppb

<b>Date</b>	<b>Day of the Week</b>	<b>Influent Flow</b>	<b>Al (ppb)</b>	<b>Fe (ppb)</b>	<b>Se (ppb)</b>	<b>As (ppb)</b>	<b>Mo(ppb)</b>
1/6/2015	Tuesday	38.57	224.6	1236.0	3.311	2.133	2.716
1/7/2015	Wednesday	39.99	199.2	1333.0		2.14	
1/13/2015	Tuesday	39.34	352.0	1450.0	3.07	2.24	3.79
1/14/2015	Wednesday	36.31	308.3	1404.0		1.75	
1/20/2015	Tuesday	34.78	236.4	1429.0	4.19	3.05	3.94
1/21/2015	Wednesday	36.16	196.8	1288.0		3.05	
1/27/2015	Tuesday	33.09	141.2	1209.0	1.66	1.51	1.37
1/28/2015	Wednesday	35.50	235.7	1235.0		2.43	
2/3/2015	Tuesday	33.86	229.7	1466.0	2.81	2.54	3.23
2/4/2015	Wednesday	33.98	236.2	1370.0		2.05	
2/10/2015	Tuesday	36.50	289.0	1633.0	5.69	3.25	7.03
2/11/2015	Wednesday	32.88	231.2	1519.0		3.35	
2/17/2015	Tuesday	32.52	359.5	1562.0	3.33	2.25	3.52
2/18/2015	Wednesday	32.12	586.2	1637.0		1.63	
2/24/2015	Tuesday	32.48	307.3	1292.0	3.72	3.45	3.19
2/25/2015	Wednesday	34.20	673.7	1775.0		2.91	
3/3/2015	Tuesday	34.37	460.9	1751.0	2.72	2.33	3.55
3/4/2015	Wednesday	50.28	1530.0	3218.0		2.31	
3/10/2015	Tuesday	51.37	1299.0	2540.0	2.13	1.42	3.46
3/11/2015	Wednesday	62.11	1046.0	2617.0		1.71	
3/17/2015	Tuesday	71.60	336.3	1382.0	2.08	1.67	1.67
3/18/2015	Wednesday	66.36	172.1	1226.0		1.52	
3/24/2015	Tuesday	46.67	233.4	1440.0	3.46	1.28	1.83
3/25/2015	Wednesday	46.97	205.6	1380.0		1.25	
3/31/2015	Tuesday	53.53	194.3	1389.0	3.37	1.59	4.31
4/1/2015	Wednesday	48.49	170.2	1172.0		1.46	
4/7/2015	Tuesday	57.21	568.6	1708.0	2.31	1.68	2.69
4/8/2015	Wednesday	52.57	285.9	1315.0		1.66	
4/14/2015	Tuesday	42.25	242.0	1404.0	2.30	1.58	3.68
4/15/2015	Wednesday	42.77	239.7	1314.0		1.69	
4/21/2015	Tuesday	66.64	247.3	1197.0	2.28	1.86	2.81
4/22/2015	Wednesday	68.09	180.5	981.0		1.47	
4/28/2015	Tuesday	40.91	336.1	1369.0	3.10	1.79	3.55
4/29/2015	Wednesday	43.98	233.7	1336.0		1.90	
5/5/2015	Tuesday	39.23	222.0	1406.0	3.13	2.21	5.21
5/6/2015	Wednesday	38.88	231.7	1525.0		2.34	

## Field's Point Influent Metals 2015

all analyses in ppb

Date	Day of the Week	Influent					
		Flow	Al (ppb)	Fe (ppb)	Se (ppb)	As (ppb)	Mo(ppb)
5/12/2015	Tuesday	38.46	463.4	2027.0	4.34	2.27	8.84
5/13/2015	Wednesday	36.28	319.7	1414.0		2.35	
5/19/2015	Tuesday	43.53	579.3	2367.0	3.76	2.42	6.12
5/20/2015	Wednesday	33.51	243.8	1353.0		2.36	
5/26/2015	Tuesday	32.47	435.5	1571.0	3.43	2.45	6.89
5/27/2015	Wednesday	33.04	262.4	1501.0		2.57	
6/2/2015	Tuesday	54.91	268.5	1253.0	2.43	2.40	5.52
6/3/2015	Wednesday	39.70	210.8	1447.0		2.57	
6/9/2015	Tuesday	34.78	313.1	1593.0	3.74	2.65	5.47
6/10/2015	Wednesday	31.10	399.3	1519.0		2.70	
6/16/2015	Tuesday	55.77	229.4	1319.0	3.54	2.16	4.99
6/17/2015	Wednesday	33.04	270.6	1592.0		2.69	
6/23/2015	Tuesday	60.49	248.3	1198.0	3.01	2.01	4.42
6/24/2015	Wednesday	39.99	288.2	1406.0		2.69	
6/30/2015	Tuesday	41.89	257.9	1535.0	2.61	2.21	6.37
7/1/2015	Wednesday	51.86	563.7	2248.0		2.21	
7/7/2015	Tuesday	36.29	361.0	1928.0	2.53	2.15	4.69
7/8/2015	Wednesday	48.93	715.4	2470.0		2.42	
7/14/2015	Tuesday	45.71	607.8	2368.0	3.55	2.41	6.08
7/15/2015	Wednesday	44.59	439.1	2012.0		2.38	
7/21/2015	Tuesday	33.90	253.0	1535.0	3.78	2.60	6.18
7/22/2015	Wednesday	32.73	240.8	1421.0		2.76	
7/28/2015	Tuesday	33.37	356.1	1770.0	3.62	2.68	4.27
7/29/2015	Wednesday	31.76	261.9	1342.0		2.75	
8/4/2015	Tuesday	57.77	582.6	2056.0	2.62	2.71	3.35
8/5/2015	Wednesday	32.48	234.4	1470.0		2.72	
8/11/2015	Tuesday	53.14	569.7	2238.0	2.84	2.60	4.02
8/12/2015	Wednesday	53.10	241.2	1160.0		2.22	
8/18/2015	Tuesday	31.33	288.8	1607.0	2.87	2.46	5.58
8/19/2015	Wednesday	30.01	289.7	1516.0		2.55	
8/25/2015	Tuesday	29.73	581.5	2166.0	3.56	2.89	6.88
8/26/2015	Wednesday	28.28	333.5	1617.0		2.58	
9/1/2015	Tuesday	30.44	325.3	1629.0	3.91	3.04	8.69
9/2/2015	Wednesday	28.95	364.2	1655.0		2.97	
9/8/2015	Tuesday	30.73	429.2	2117.0	6.32	3.30	11.96
9/9/2015	Wednesday	29.21	261.9	1473.0		2.79	
9/15/2015	Tuesday	28.88	276.6	1558.0	3.18	2.80	5.13

Field's Point Influent Metals 2015  
all analyses in ppb

Date	Day of the Week	Influent					
		Flow	Al (ppb)	Fe (ppb)	Se (ppb)	As (ppb)	Mo(ppb)
9/16/2015	Wednesday	28.32	305.1	1501.0		2.64	
9/22/2015	Tuesday	27.48	381.9	1575.0	2.84	2.43	11.71
9/23/2015	Wednesday	28.33	257.6	2127.0		2.47	
9/29/2015	Tuesday	40.33	776.3	3210.0	3.71	2.90	8.40
9/30/2015	Wednesday	82.88	835.2	2637.0		2.22	
10/6/2015	Tuesday	28.58	330.8	1705.0	3.08	2.80	4.08
10/7/2015	Wednesday	30.38	279.6	1654.0		2.62	
10/13/2015	Tuesday	39.18	364.0	1633.0	3.07	2.59	6.62
10/14/2015	Wednesday	29.90	236.0	1383.0		2.90	
10/20/2015	Tuesday	27.58	298.0	1582.0	3.08	2.92	4.36
10/21/2015	Wednesday	27.97	258.2	1420.0		2.82	
10/27/2015	Tuesday	28.18	310.2	1712.0	4.12	3.05	4.66
10/28/2015	Wednesday	57.19	639.3	2273.0		2.94	
11/3/2015	Tuesday	29.27	351.5	1638.0	3.63	2.81	5.89
11/4/2015	Wednesday	30.77	303.4	1594.0		3.04	
11/10/2015	Tuesday	42.86	496.2	1955.0	2.52	2.83	4.19
11/11/2015	Wednesday	33.26	238.6	1295.0		2.77	
11/17/2015	Tuesday	28.46	300.8	1463.0	2.92	2.62	4.20
11/18/2015	Wednesday	28.06	239.0	1342.0		2.69	
11/24/2015	Tuesday	30.28	283.3	1569.0	2.76	2.78	4.02
11/25/2015	Wednesday	29.08	247.7	1426.0		2.76	
12/1/2015	Tuesday	40.22	291.6	1477.0	4.32	2.59	7.26
12/2/2015	Wednesday	34.59	199.1	1349.0		2.72	
12/8/2015	Tuesday	31.34	302.3	1444.0	7.58	2.20	8.97
12/9/2015	Wednesday	29.14	560.9	1591.0		2.66	
12/15/2015	Tuesday	48.66	309.9	1452.0	1.19	2.04	2.73
12/16/2015	Wednesday	29.34	380.0	1372.0		2.53	
12/22/2015	Tuesday	35.48	384.4	1808.0	2.76	2.84	5.17
12/23/2015	Wednesday	49.80	567.7	1947.0		2.29	
12/29/2015	Tuesday	54.81	584.7	1534.0	<1.000	2.27	2.11
12/30/2015	Wednesday	43.73	420.1	1223.0		2.25	

Field's Point Influent Metals 2015  
all analyses in ppb

Date	Day of the Week	Influent Flow	Cd (ppb)	Cr (ppb)	Cu (ppb)	Pb (ppb)	Hg (ppb)	Ni (ppb)	Ag (ppb)	Zn (ppb)	CN (ppb)
1/6/2015	Tuesday	38.57	<2.5	<10.000	36.22	<10.000	0.0321	19.88	<4.0	71.1	5.09
1/7/2015	Wednesday	39.99	<2.5	<10.000	30.66	<10.000	0.0237	19.07	<4.0	87.44	
1/8/2015	Thursday	40.22									8.26
1/13/2015	Tuesday	39.34	<2.5	10.00	38.88	<10.000	0.0216	23.02	<4.0	105.50	8.40
1/14/2015	Wednesday	36.31	<2.5	<10.000	28.45	<10.000	0.0218	16.55	<4.0	83.21	4.48
1/20/2015	Tuesday	34.78	<2.5	<10.000	58.45	<10.000	0.0313	25.49	<4.0	130.50	9.78
1/21/2015	Wednesday	36.16	<2.5	<10.000	40.51	<10.000	0.0407	20.34	<4.0	102.90	6.80
1/27/2015	Tuesday	33.09	<2.5	<10.000	21.18	<10.000	0.0256	<10.000	<4.0	59.62	5.36
1/28/2015	Wednesday	35.50	<2.5	<10.000	37.59	<10.000	0.0161	29.61	<4.0	89.81	6.56
2/3/2015	Tuesday	33.86	<2.5	13.58	41.93	<10.000	0.0121	21.15	<4.0	119.80	6.90
2/4/2015	Wednesday	33.98	<2.5	<10.000	34.23	<10.000	0.0305	15.32	<4.0	94.35	9.29
2/10/2015	Tuesday	36.50	<2.5	<10.000	46.93	<10.000	0.0391	22.69	<4.0	110.20	6.60
2/11/2015	Wednesday	32.88	<2.5	<10.000	40.83	<10.000	0.0555	22.86	<4.0	101.30	6.45
2/17/2015	Tuesday	32.52	<2.5	<10.000	49.28	<10.000	0.1720	53.14	<4.0	110.70	7.90
2/18/2015	Wednesday	32.12	<2.5	<10.000	54.93	<10.000	0.0386	30.54	<4.0	113.80	7.79
2/24/2015	Tuesday	32.48	<2.5	<10.000	42.71	<10.000	0.0289	37.02	<4.0	109.50	9.62
2/25/2015	Wednesday	34.20	<2.5	11.46	65.42	<10.000	0.0348	48.23	4.43	139.50	8.32
3/3/2015	Tuesday	34.37	<2.5	10.65	54.16	<10.000	0.0352	32.71	<4.0	128.20	16.30
3/4/2015	Wednesday	50.28	<2.5	11.97	56.34	15.23	0.0431	28.55	<4.0	158.40	21.70
3/10/2015	Tuesday	51.37	<2.5	15.64	58.00	15.60	0.0987	33.88	<4.0	182.90	19.90
3/11/2015	Wednesday	62.11	<2.5	<10.000	46.18	15.34	0.0457	22.65	<4.0	129.50	16.10
3/17/2015	Tuesday	71.60	<2.5	11.09	57.65	<10.000	0.0235	27.16	<4.0	92.95	34.80
3/18/2015	Wednesday	66.36	<2.5	<10.000	60.03	<10.000	0.0194	19.11	<4.0	75.50	7.83
3/24/2015	Tuesday	46.67	<2.5	<10.000	42.09	93.38	0.0430	29.66	<4.0	95.20	13.40
3/25/2015	Wednesday	46.97	<2.5	<10.000	33.94	<10.000	0.0280	21.19	<4.0	80.95	16.80
3/31/2015	Tuesday	53.53	<2.5	15.32	33.48	<10.000	0.0174	22.78	<4.0	111.90	11.40
4/1/2015	Wednesday	48.49	<2.5	18.14	28.28	<10.000	0.0126	19.39	<4.0	108.50	8.58
4/7/2015	Tuesday	57.21	<2.5	<10.000	36.64	10.29	0.0251	23.49	<4.0	109.90	8.81
4/8/2015	Wednesday	52.57	<2.5	<10.000	34.43	<10.000	0.0241	18.88	<4.0	113.00	7.46
4/14/2015	Tuesday	42.25	<2.5	<10.000	43.61	<10.000	0.0526	18.90	<4.0	88.86	27.50
4/15/2015	Wednesday	42.77	<2.5	<10.000	35.73	<10.000	0.0401	14.87	<4.0	70.89	5.08
4/21/2015	Tuesday	66.64	<2.5	<10.000	42.85	<10.000	0.0465	18.46	<4.0	73.80	23.10
4/22/2015	Wednesday	68.09	<2.5	11.38	31.91	<10.000	0.0193	19.19	<4.0	92.44	19.50
4/28/2015	Tuesday	40.91	<2.5	<10.000	40.61	<10.000	0.0308	19.72	<4.0	75.77	16.80
4/29/2015	Wednesday	43.98	<2.5	<10.000	29.17	<10.000	0.0152	18.58	<4.0	79.81	7.46
5/5/2015	Tuesday	39.23	8.46	<10.000	46.18	<10.000	0.0268	32.71	<4.0	93.60	34.60
5/6/2015	Wednesday	38.88	<2.5	<10.000	39.40	<10.000	0.0277	24.38	<4.0	88.79	11.50
5/12/2015	Tuesday	38.46	<2.5	<10.000	59.93	15.17	0.0333	18.46	<4.0	127.20	8.58
5/13/2015	Wednesday	36.28	<2.5	<10.000	43.28	<10.000	0.0144	15.03	<4.0	92.60	5.43

Field's Point Influent Metals 2015  
all analyses in ppb

Date	Day of the Week	Influent Flow	Cd (ppb)	Cr (ppb)	Cu (ppb)	Pb (ppb)	Hg (ppb)	Ni (ppb)	Ag (ppb)	Zn (ppb)	CN (ppb)
5/19/2015	Tuesday	43.53	<2.5	11.14	70.97	18.15	0.1280	20.76	<4.0	161.50	12.80
5/20/2015	Wednesday	33.51	<2.5	<10.000	43.60	<10.000	0.0214	16.53	<4.0	101.80	9.02
5/26/2015	Tuesday	32.47	<2.5	<10.000	44.11	<10.000	0.0490	52.91	<4.0	103.60	11.90
5/27/2015	Wednesday	33.04	<2.5	<10.000	38.27	<10.000	0.0361	32.61	<4.0	112.20	7.28
6/2/2015	Tuesday	54.91	<2.5	<10.000	42.98	<10.000	0.0318	21.19	<4.0	75.49	9.22
6/3/2015	Wednesday	39.70	<2.5	<10.000	41.79	<10.000	0.0247	19.93	<4.0	109.60	8.28
6/9/2015	Tuesday	34.78	<2.5	23.43	42.85	<10.000	0.0580	16.10	<4.0	114.60	9.94
6/10/2015	Wednesday	31.10	<2.5	10.00	37.48	<10.000	0.0345	22.40	<4.0	107.60	6.75
6/16/2015	Tuesday	55.77	<2.5	<10.000	32.16	<10.000	0.0296	20.74	<4.0	96.04	6.90
6/17/2015	Wednesday	33.04	<2.5	<10.000	38.93	<10.000	0.0315	37.67	<4.0	123.90	9.47
6/23/2015	Tuesday	60.49	<2.5	<10.000	30.99	<10.000	0.0390	19.19	<4.0	86.13	5.98
6/24/2015	Wednesday	39.99	<2.5	<10.000	30.38	<10.000	0.0126	21.72	<4.0	92.89	6.48
6/30/2015	Tuesday	41.89	<2.5	<10.000	36.26	<10.000	0.0237	13.57	<4.0	113.80	5.26
7/1/2015	Wednesday	51.86	<2.5	<10.000	52.95	18.15	0.0487	13.02	<4.0	145.00	8.07
7/7/2015	Tuesday	36.29	<2.5	15.52	57.96	<10.000	0.0810	15.19	<4.0	163.20	10.50
7/8/2015	Wednesday	48.93	<2.5	<10.000	56.38	27.35	0.0991	11.75	<4.0	151.10	8.45
7/14/2015	Tuesday	45.71	<2.5	10.78	51.08	20.11	0.0536	15.84	<4.0	157.40	6.06
7/15/2015	Wednesday	44.59	<2.5	11.78	43.30	16.45	0.0314	17.84	<4.0	129.00	10.10
7/21/2015	Tuesday	33.90	<2.5	<10.000	39.31	<10.000	0.0533	19.34	<4.0	136.00	10.70
7/22/2015	Wednesday	32.73	<2.5	<10.000	41.86	<10.000	0.0388	19.76	<4.0	161.70	10.10
7/28/2015	Tuesday	33.37	<2.5	<10.000	43.83	11.52	0.0629	15.21	<4.0	140.20	5.43
7/29/2015	Wednesday	31.76	<2.5	10.14	41.72	<10.000	0.0337	17.84	<4.0	123.40	5.41
8/4/2015	Tuesday	57.77	<2.5	<10.000	48.01	28.13	0.0494	17.77	<4.0	149.70	5.53
8/5/2015	Wednesday	32.48	<2.5	<10.000	42.70	<10.000	0.0220	17.34	<4.0	106.40	6.15
8/11/2015	Tuesday	53.14	<2.5	<10.000	56.80	23.83	0.0654	21.64	<4.0	160.10	5.65
8/12/2015	Wednesday	53.10	<2.5	<10.000	34.61	<10.000	0.0328	15.30	<4.0	85.12	4.75
8/18/2015	Tuesday	31.33	<2.5	32.58	45.41	<10.000	0.0256	33.35	<4.0	206.40	5.61
8/19/2015	Wednesday	30.01	<2.5	<10.000	46.70	<10.000	0.0410	24.04	<4.0	162.80	5.02
8/25/2015	Tuesday	29.73	<2.5	10.76	76.95	12.90	0.0812	41.70	<4.0	215.30	9.59
8/26/2015	Wednesday	28.28	<2.5	10.42	46.64	<10.000	0.0311	24.45	<4.0	147.90	7.02
9/1/2015	Tuesday	30.44	<2.5	<10.000	51.59	<10.000	0.0400	33.13	<4.0	175.80	14.00
9/2/2015	Wednesday	28.95	<2.5	<10.000	56.65	<10.000	0.0486	27.43	<4.0	158.90	6.18
9/8/2015	Tuesday	30.73	<2.5	10.79	74.30	10.52	0.0563	43.72	<4.0	163.80	7.51
9/9/2015	Wednesday	29.21	<2.5	<10.000	43.15	<10.000	0.0426	19.80	<4.0	117.70	6.41
9/15/2015	Tuesday	28.88	<2.5	<10.000	45.26	<10.000	0.0460	23.32	<4.0	118.40	5.21
9/16/2015	Wednesday	28.32	<2.5	<10.000	41.28	<10.000	0.0281	24.56	<4.0	128.80	4.35
9/22/2015	Tuesday	27.48	<2.5	<10.000	56.70	<10.000	0.0427	21.78	<4.0	131.90	11.80
9/23/2015	Wednesday	28.33	<2.5	<10.000	46.81	<10.000	0.0540	21.80	<4.0	119.40	6.50
9/29/2015	Tuesday	40.33	<2.5	14.36	90.21	23.69	0.2560	35.47	<4.0	297.70	9.17

Field's Point Influent Metals 2015  
all analyses in ppb

Date	Day of the Week	Influent Flow	Cd (ppb)	Cr (ppb)	Cu (ppb)	Pb (ppb)	Hg (ppb)	Ni (ppb)	Ag (ppb)	Zn (ppb)	CN (ppb)
9/30/2015	Wednesday	82.88	<2.5	<10.000	54.46	36.11	0.0999	20.66	<4.0	153.20	
10/2/2015	Friday	61.49									<4.00
10/6/2015	Tuesday	28.58	<2.5	10.04	54.10	<10.000	0.1520	20.51	<4.0	122.70	5.24
10/7/2015	Wednesday	30.38	<2.5	<10.000	51.38	<10.000	0.0241	20.63	<4.0	144.00	8.19
10/13/2015	Tuesday	39.18	<2.5	<10.000	46.96	11.86	0.0376	21.27	<4.0	133.60	4.67
10/14/2015	Wednesday	29.90	<2.5	<10.000	41.64	<10.000	0.0559	26.97	<4.0	423.20	5.39
10/20/2015	Tuesday	27.58	10.98	25.02	62.92	<10.000	0.0162	26.23	<4.0	242.20	8.03
10/21/2015	Wednesday	27.97	<2.5	<10.000	56.48	<10.000	0.0353	25.37	<4.0	134.90	5.86
10/27/2015	Tuesday	28.18	<2.5	10.06	56.52	<10.000	0.0582	24.42	<4.0	152.10	6.27
10/28/2015	Wednesday	57.19	<2.5	<10.000	77.20	27.81	0.0652	14.98	<4.0	201.80	5.25
11/3/2015	Tuesday	29.27	<2.5	10.57	53.50	<10.000	0.0263	22.24	<4.0	150.50	6.64
11/4/2015	Wednesday	30.77	<2.5	<10.000	63.54	<10.000	0.0273	18.31	<4.0	147.80	5.97
11/10/2015	Tuesday	42.86	<2.5	<10.000	68.22	18.52	0.0798	18.89	<4.0	159.10	4.46
11/11/2015	Wednesday	33.26	<2.5	<10.000	44.72	<10.000	0.0169	13.08	<4.0	97.73	6.44
11/17/2015	Tuesday	28.46	<2.5	<10.000	42.84	<10.000	0.0306	27.09	<4.0	115.50	5.63
11/18/2015	Wednesday	28.06	<2.5	<10.000	45.86	<10.000	0.0256	28.66	<4.0	126.40	5.41
11/24/2015	Tuesday	30.28	<2.5	<10.000	70.13	<10.000	0.0310	27.48	<4.0	122.30	10.40
11/25/2015	Wednesday	29.08	<2.5	<10.000	50.86	<10.000	0.0288	18.46	<4.0	105.00	7.17
12/1/2015	Tuesday	40.22	<2.5	<10.000	56.66	10.05	0.0358	16.97	<4.0	138.30	6.39
12/2/2015	Wednesday	34.59	<2.5	12.07	65.99	<10.000	0.0131	18.91	<4.0	130.60	5.81
12/8/2015	Tuesday	31.34	<2.5	<10.000	47.21	<10.000	0.0408	38.13	<4.0	121.30	9.27
12/9/2015	Wednesday	29.14	<2.5	<10.000	49.75	<10.000	0.0258	25.36	<4.0	116.90	9.99
12/15/2015	Tuesday	48.66	<2.5	11.31	42.61	<10.000	0.0548	26.14	<4.0	108.00	7.60
12/16/2015	Wednesday	29.34	<2.5	<10.000	42.06	<10.000	0.0173	28.54	<4.0	90.76	8.82
12/22/2015	Tuesday	35.48	<2.5	<10.000	51.16	<10.000	0.0493	18.89	<4.0	119.50	8.05
12/23/2015	Wednesday	49.80	<2.5	<10.000	47.88	15.78	0.0844	22.38	<4.0	149.80	6.26
12/29/2015	Tuesday	54.81	<2.5	<10.000	35.98	10.01	0.0373	17.58	<4.0	108.20	18.80
12/30/2015	Wednesday	43.73	<2.5	<10.000	28.08	<10.000	0.0289	23.75	<4.0	89.30	6.06

Field's Point Monthly Influent Data 2014  
all results in ppb

<b>Date</b>		<b>Flow (MGD)</b>	<b>Cd</b>	<b>TTL Cr</b>	<b>Cu</b>	<b>Pb</b>	<b>Hg(ppb)</b>	<b>Ni</b>	<b>Ag</b>	<b>Zn</b>	<b>CN</b>
<b>January</b>	<b>Average</b>	39.45	2.50	10.40	36.49	10.00	26.61	20.50	4.00	91.26	6.84
	<b>Minimum</b>	33.09	2.50	10.00	21.18	10.00	16.10	10.00	4.00	59.62	4.48
	<b>Maximum</b>	59.23	2.50	10.00	58.45	10.00	40.70	29.61	4.00	130.50	9.78
<b>February</b>	<b>Average</b>	33.86	2.50	10.26	47.03	10.00	51.44	31.37	4.05	112.39	7.86
	<b>Minimum</b>	31.24	2.50	10.00	34.23	10.00	12.10	15.32	4.00	94.35	6.45
	<b>Maximum</b>	40.76	2.50	13.58	65.42	10.00	172.00	53.14	4.43	139.50	9.62
<b>March</b>	<b>Average</b>	51.99	2.50	12.46	49.10	21.06	39.33	26.41	4.00	117.28	17.58
	<b>Minimum</b>	31.25	2.50	10.00	33.48	10.00	17.40	19.11	4.00	75.50	7.83
	<b>Maximum</b>	73.34	2.50	15.64	60.03	93.38	98.70	33.88	4.00	182.90	34.80
<b>April</b>	<b>Average</b>	48.77	2.50	10.15	35.91	10.03	29.59	19.05	4.00	90.33	13.81
	<b>Minimum</b>	39.82	2.50	10.00	28.28	10.00	12.60	14.87	4.00	70.89	5.08
	<b>Maximum</b>	68.09	2.50	18.14	43.61	10.29	52.60	23.49	4.00	113.00	27.50
<b>May</b>	<b>Average</b>	36.64	3.24	10.14	48.22	11.67	42.09	26.67	4.00	110.16	12.64
	<b>Minimum</b>	31.25	2.50	10.00	38.27	10.00	14.40	15.03	4.00	88.79	5.43
	<b>Maximum</b>	48.41	8.46	11.14	70.97	18.15	128.00	52.91	4.00	161.50	34.60
<b>June</b>	<b>Average</b>	42.34	2.50	11.49	37.09	10.00	31.71	21.39	4.00	102.23	7.59
	<b>Minimum</b>	30.95	2.50	10.00	30.38	10.00	12.60	13.57	4.00	75.49	5.26
	<b>Maximum</b>	71.65	2.50	23.43	42.98	10.00	58.00	37.67	4.00	123.90	9.94
<b>July</b>	<b>Average</b>	37.56	2.50	10.91	47.60	14.84	55.83	16.20	4.00	145.22	8.31
	<b>Minimum</b>	30.74	2.50	10.00	39.31	10.00	31.40	11.75	4.00	123.40	5.41
	<b>Maximum</b>	53.26	2.50	15.52	57.96	27.35	99.10	19.76	4.00	163.20	10.70
<b>August</b>	<b>Average</b>	32.79	2.50	12.97	49.73	14.36	43.56	24.45	4.00	154.22	6.17
	<b>Minimum</b>	27.97	2.50	10.00	34.61	10.00	22.00	15.30	4.00	85.12	4.75
	<b>Maximum</b>	57.77	2.50	32.58	76.95	28.13	81.20	41.70	4.00	215.30	9.59
<b>September</b>	<b>Average</b>	32.84	2.50	10.52	56.04	14.03	71.42	27.17	4.00	156.56	7.90
	<b>Minimum</b>	27.47	2.50	10.00	41.28	10.00	28.10	19.80	4.00	117.70	4.35
	<b>Maximum</b>	82.88	2.50	14.36	90.21	36.11	256.00	43.72	4.00	297.70	14.00
<b>October</b>	<b>Average</b>	35.38	3.56	11.96	55.90	12.46	55.56	22.55	4.00	194.31	5.88
	<b>Minimum</b>	27.58	2.50	10.00	41.64	10.00	16.20	14.98	4.00	122.70	4.00
	<b>Maximum</b>	61.49	10.98	25.02	77.20	27.81	152.00	26.97	4.00	423.20	8.19
<b>November</b>	<b>Average</b>	33.35	2.50	10.00	54.96	11.07	33.29	21.78	4.00	128.04	6.52
	<b>Minimum</b>	28.06	2.50	10.00	42.84	10.00	16.90	13.08	4.00	97.73	4.46
	<b>Maximum</b>	58.33	2.50	10.57	70.13	18.52	79.80	28.66	4.00	159.10	10.40
<b>December</b>	<b>Average</b>	37.41	2.50	10.38	46.74	10.58	38.75	23.67	4.00	117.27	8.71
	<b>Minimum</b>	28.68	2.50	10.00	28.08	10.00	13.10	16.97	4.00	89.30	5.81
	<b>Maximum</b>	60.88	2.50	12.07	65.99	15.78	84.40	38.13	4.00	149.80	18.80



Field's Point Influent Loading Summary 2015

**Field's Point monthly mean influent loading summary (lbs/month)**

Monthly total loads calculated as: Monthly Total Influent Flow (MG) \* Average Daily Concentration (ppb) \* Conversion Factor (0.00834).

Month	Total Monthly Flow (MG)	Cd	Total Cr	Cu	Pb	Hg	Ni	Ag	Zn	Total Cyanide	Total Metals*
January	1223.05	25.50	102.00	372.23	102.00	0.2715	209.05	40.80	930.87	69.78	<b>1782.74</b>
February	948.03	19.77	84.05	371.87	79.07	0.4067	248.02	32.05	888.65	62.14	<b>1723.87</b>
March	1611.76	33.61	156.33	659.96	283.11	0.5287	355.01	53.77	1576.46	236.33	<b>3118.76</b>
April	1463.02	30.50	134.92	438.21	122.41	0.3610	232.48	48.81	1102.17	168.50	<b>2109.87</b>
May	1135.94	30.74	96.09	456.80	110.51	0.3987	252.70	37.89	1043.64	119.74	<b>2028.77</b>
June	1270.24	26.48	121.75	392.94	105.94	0.3359	226.60	42.38	1082.98	80.37	<b>1999.40</b>
July	1164.45	24.28	105.98	462.26	144.14	0.5422	157.32	38.85	1410.33	80.74	<b>2343.69</b>
August	1016.37	21.19	109.94	421.52	121.70	0.3693	207.24	33.91	1307.21	52.26	<b>2223.07</b>
September	985.29	20.54	86.41	460.51	115.31	0.5869	223.24	32.87	1286.50	64.94	<b>2225.96</b>
October	1096.64	32.56	108.75	511.26	113.95	0.5082	206.22	36.58	1777.18	53.76	<b>2787.00</b>
November	1000.59	20.86	84.04	458.63	92.34	0.2778	181.72	33.38	1068.49	54.37	<b>1939.74</b>
December	1159.75	24.18	99.99	452.06	102.37	0.3748	228.90	38.69	1134.23	84.20	<b>2080.80</b>
<b>Total (lbs/year)</b>		<b>310.22</b>	<b>1290.25</b>	<b>5458.24</b>	<b>1492.83</b>	<b>4.9617</b>	<b>2728.49</b>	<b>469.97</b>	<b>14608.71</b>		

**Field's Point monthly mean influent loading summary (lbs/day)**

Average of daily loads – Each Daily load is calculated as: Daily Influent Flow (MG) \* Daily Concentration (ppb) \* Conversion Factor (0.00834); the average of those loads is reported here.

Month	Mean Inf Flow (MGD)	Cd	Total Cr	Cu	Pb	Hg	Ni	Ag	Zn	Total Cyanide	Total Metals*
January	39.45	0.82	3.29	12.01	3.29	0.0088	6.74	1.32	30.03	2.25	<b>57.51</b>
February	33.86	0.71	3.00	13.28	2.82	0.0145	8.86	1.14	31.74	2.22	<b>61.57</b>
March	51.99	1.08	5.04	21.29	9.13	0.0171	11.45	1.73	50.85	7.62	<b>100.61</b>
April	48.77	1.02	4.50	14.61	4.08	0.0120	7.75	1.63	36.74	5.62	<b>70.33</b>
May	36.64	0.99	3.10	14.74	3.56	0.0129	8.15	1.22	33.67	3.86	<b>65.44</b>
June	42.34	0.88	4.06	13.10	3.53	0.0112	7.55	1.41	36.10	2.68	<b>66.65</b>
July	37.56	0.78	3.42	14.91	4.65	0.0175	5.07	1.25	45.49	2.60	<b>75.60</b>
August	32.79	0.68	3.55	13.60	3.93	0.0119	6.69	1.09	42.17	1.69	<b>71.71</b>
September	32.84	0.68	2.88	15.35	3.84	0.0196	7.44	1.10	42.88	2.16	<b>74.20</b>
October	35.38	1.05	3.51	16.49	3.68	0.0164	6.65	1.18	57.33	1.73	<b>89.90</b>
November	33.35	0.70	2.80	15.29	3.08	0.0093	6.06	1.11	35.62	1.81	<b>64.66</b>
December	37.41	0.78	3.23	14.58	3.30	0.0121	7.38	1.25	36.59	2.72	<b>67.12</b>

Field's Point Influent Loading Summary 2015

**Field's Point Monthly mean influent concentration (ppb)**

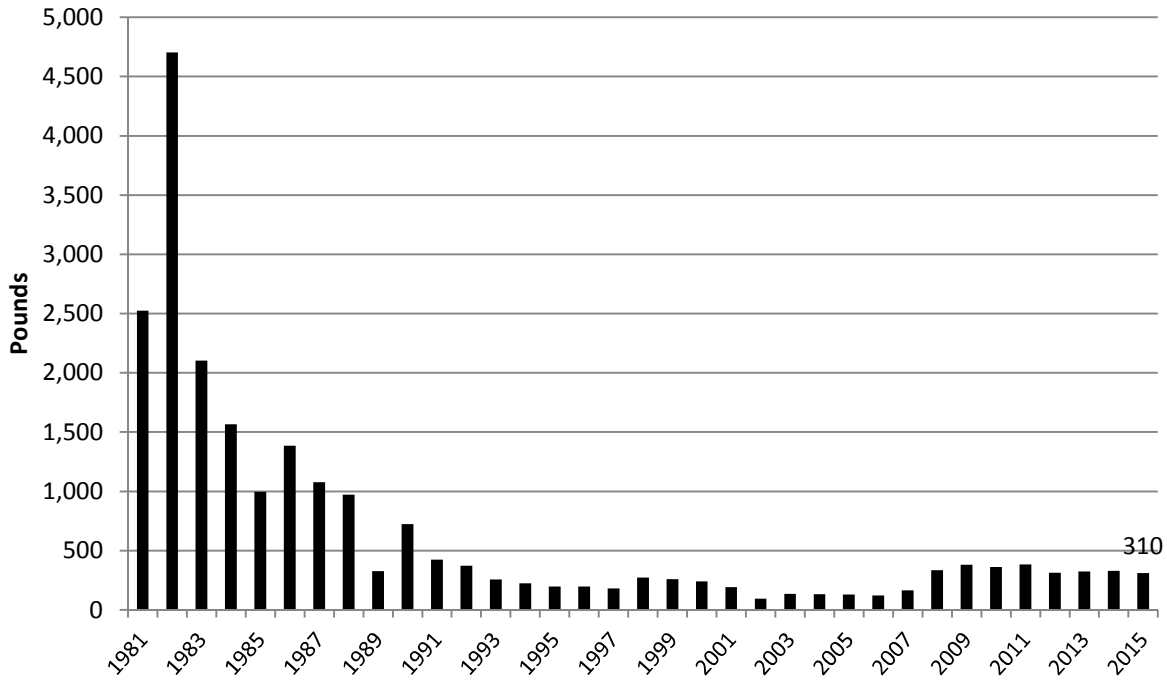
<b>Month</b>	<b>Mean Inf Flow (MGD)</b>	<b>Cd</b>	<b>Total Cr</b>	<b>Cu</b>	<b>Pb</b>	<b>Hg</b>	<b>Ni</b>	<b>Ag</b>	<b>Zn</b>	<b>Total Cyanide</b>	<b>Total Metals*</b>
<b>January</b>	39.45	2.50	10.00	36.49	10.00	0.0266	20.50	4.00	91.26	6.84	<b>174.77</b>
<b>February</b>	33.86	2.50	10.63	47.03	10.00	0.0514	31.37	4.05	112.39	7.86	<b>218.03</b>
<b>March</b>	51.99	2.50	11.63	49.10	21.06	0.0393	26.41	4.00	117.28	17.58	<b>232.01</b>
<b>April</b>	48.77	2.50	11.06	35.91	10.03	0.0296	19.05	4.00	90.33	13.81	<b>172.92</b>
<b>May</b>	36.64	3.24	10.14	48.22	11.67	0.0421	26.67	4.00	110.16	12.64	<b>214.15</b>
<b>June</b>	42.34	2.50	11.49	37.09	10.00	0.0317	21.39	4.00	102.23	7.59	<b>188.73</b>
<b>July</b>	37.56	2.50	10.91	47.60	14.84	0.0558	16.20	4.00	145.22	8.31	<b>241.33</b>
<b>August</b>	32.79	2.50	12.97	49.73	14.36	0.0436	24.45	4.00	154.22	6.17	<b>262.26</b>
<b>September</b>	32.84	2.50	10.52	56.04	14.03	0.0714	27.17	4.00	156.56	7.90	<b>270.89</b>
<b>October</b>	35.38	3.56	11.89	55.90	12.46	0.0556	22.55	4.00	194.31	5.88	<b>304.72</b>
<b>November</b>	33.35	2.50	10.07	54.96	11.07	0.0333	21.78	4.00	128.04	6.52	<b>232.45</b>
<b>December</b>	37.41	2.50	10.34	46.74	10.58	0.0388	23.67	4.00	117.27	8.71	<b>215.13</b>

\*Total Metals = Sum of Monthly Average Metals Concentrations (Cd, Cr, Cu, Pb, Hg, Ni, Ag, Zn)

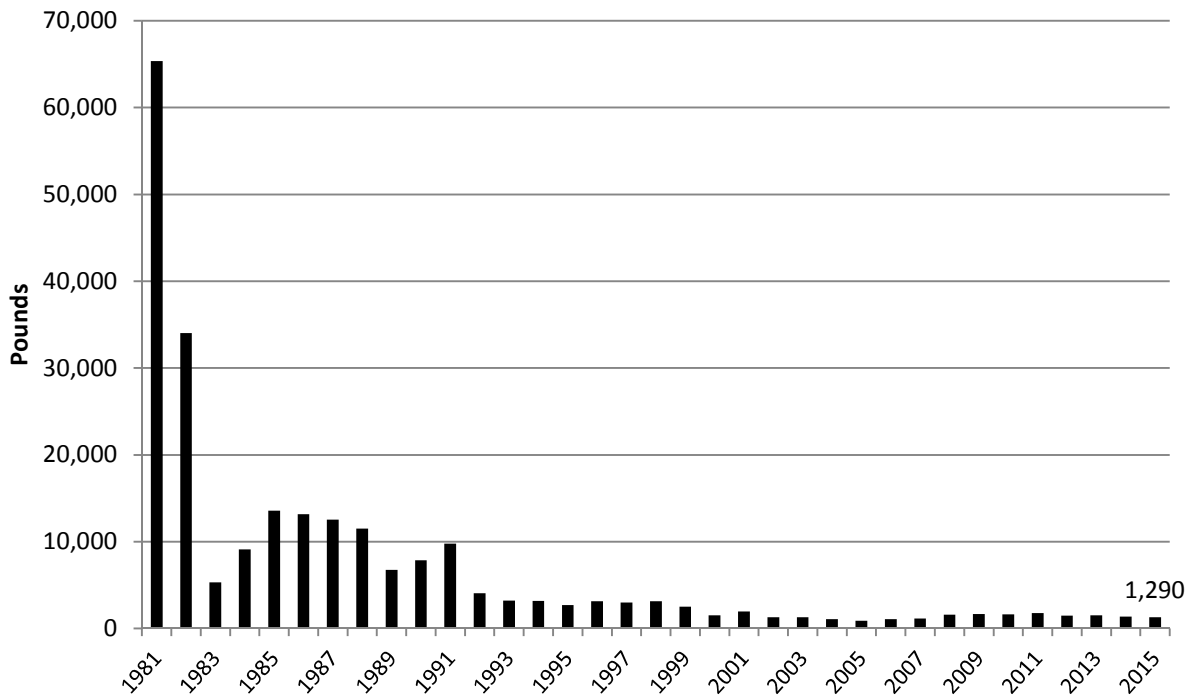
**Field's Point Influent Loading Data**  
**Influent loading (lbs/year)**

<b>Year</b>	<b>Cadmium</b>	<b>Chromium</b>	<b>Copper</b>	<b>Lead</b>	<b>Mercury</b>	<b>Nickel</b>	<b>Silver</b>	<b>Zinc</b>
1981	2,525	65,354	363,670	30,528	89	214,734	9,040	268,159
1982	4,704	34,033	196,011	24,562	329	142,393	2,729	305,976
1983	2,104	5,330	177,409	16,610	149	140,299	3,531	211,092
1984	1,566	9,109	171,021	17,776	265	134,463	5,249	151,764
1985	995	13,566	125,683	16,208	171	102,841	4,150	146,043
1986	1,385	13,158	114,928	16,848	188	81,718	7,649	163,160
1987	1,077	12,530	74,121	11,751	67	59,380	4,417	149,914
1988	971	11,514	30,915	10,052	123	45,188	2,242	79,569
1989	328	6,744	19,864	5,947	120	33,763	1,710	76,037
1990	724	7,870	25,494	6,118	165	32,448	2,116	63,054
1991	424	9,792	27,871	7,115	178	40,963	2,456	30,663
1992	372	4,067	24,457	6,001	169	35,861	2,232	25,854
1993	256	3,216	25,327	4,943	84	31,380	1,574	26,820
1994	223	3,181	22,996	3,771	84	21,236	1,732	25,351
1995	197	2,701	14,296	2,955	63	18,656	1,349	22,202
1996	197	3,157	14,353	2,188	31	18,534	1,262	17,199
1997	182	2,997	13,794	3,613	25	16,757	1,247	17,307
1998	274	3,148	12,274	3,484	30	12,365	1,251	17,679
1999	259	2,503	11,799	2,141	17	11,491	1,126	18,766
2000	239	1,514	14,178	3,144	13	11,846	1,234	21,689
2001	192	1,970	13,832	2,524	27	8,736	843	16,151
2002	96	1,302	9,469	2,270	11	5,324	777	14,665
2003	134	1,307	7,710	1,951	16	6,058	655	13,400
2004	132	1,081	7,429	1,644	13	7,324	643	13,363
2005	131	893	7,361	1,719	13	4,550	590	15,450
2006	121	1,097	8,392	2,028	11	5,000	574	15,385
2007	166	1,165	6,497	1,214	8	3,472	425	13,395
2008	336	1,586	6,543	1,875	7	3,189	566	14,444
2009	381	1,664	5,854	1,849	7	3,240	604	14,814
2010	362	1,639	5,518	1,886	13	2,978	574	12,022
2011	385	1,781	5,545	1,748	6	3,848	595	12,337
2012	314	1,482	4,780	1,383	6	2,815	509	11,282
2013	325	1,543	5,024	1,512	6	2,605	522	11,387
2014	330	1,365	5,941	1,448	5	2,784	525	12,668
2015	310	1,290	5,458	1,493	5	2,729	470	14,609

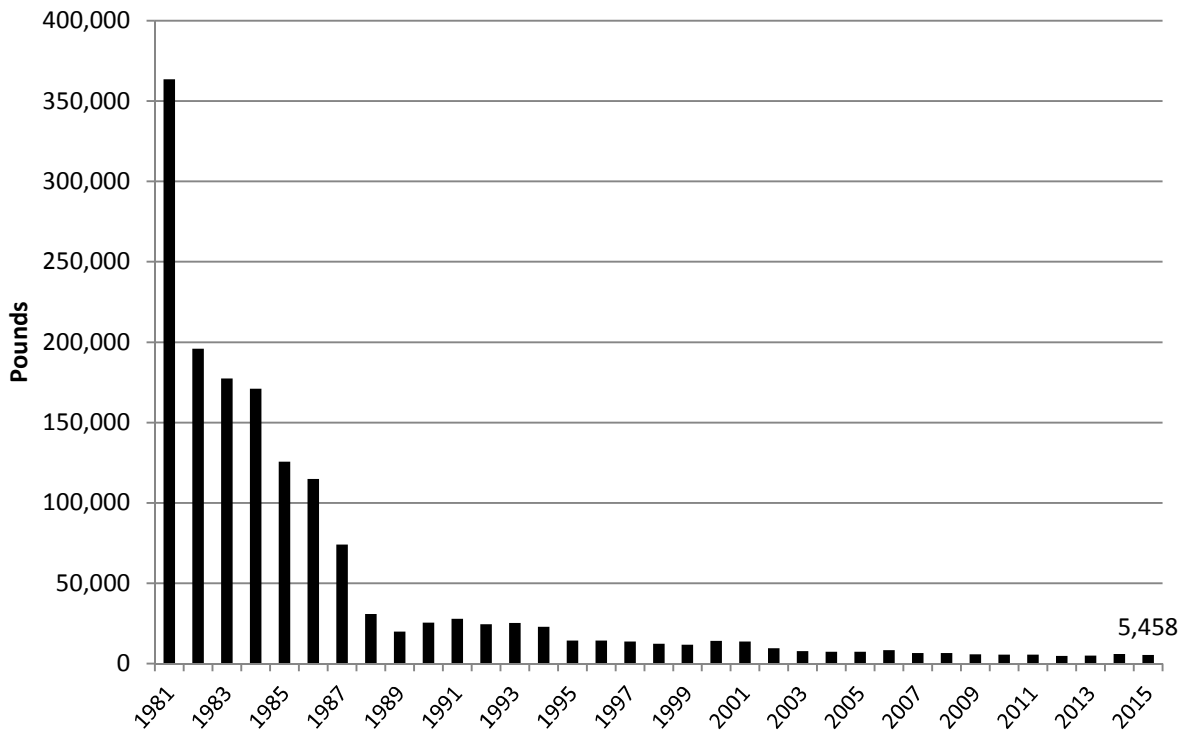
Field's Point Influent Cadmium Loading



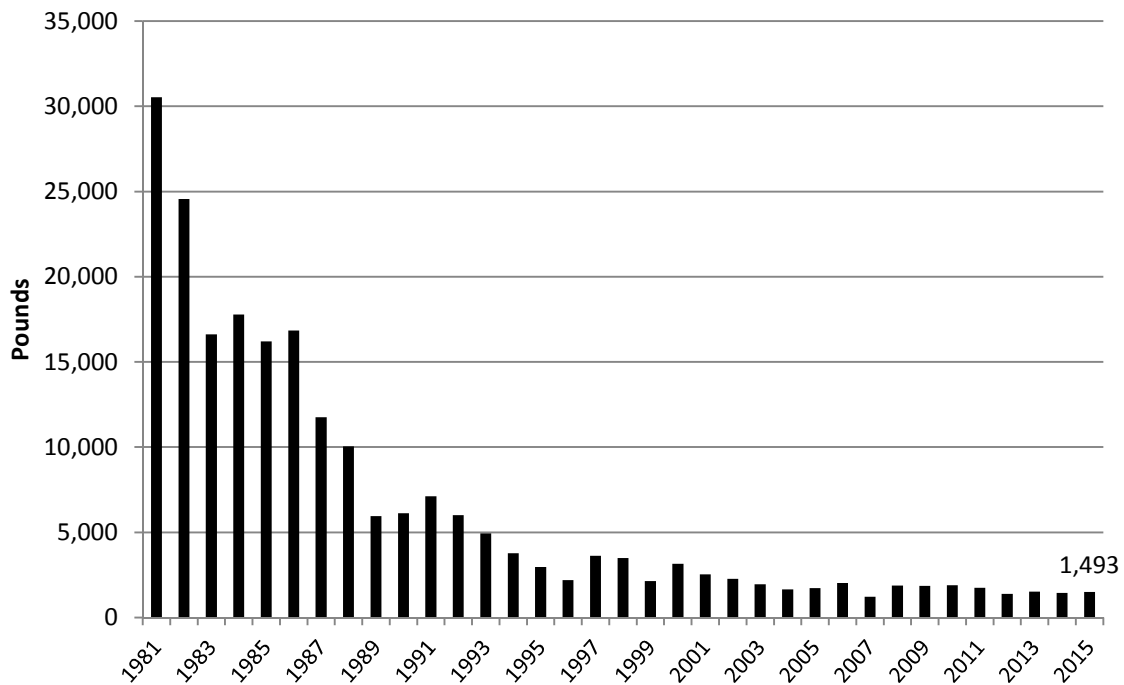
Field's Point Influent Chromium Loading



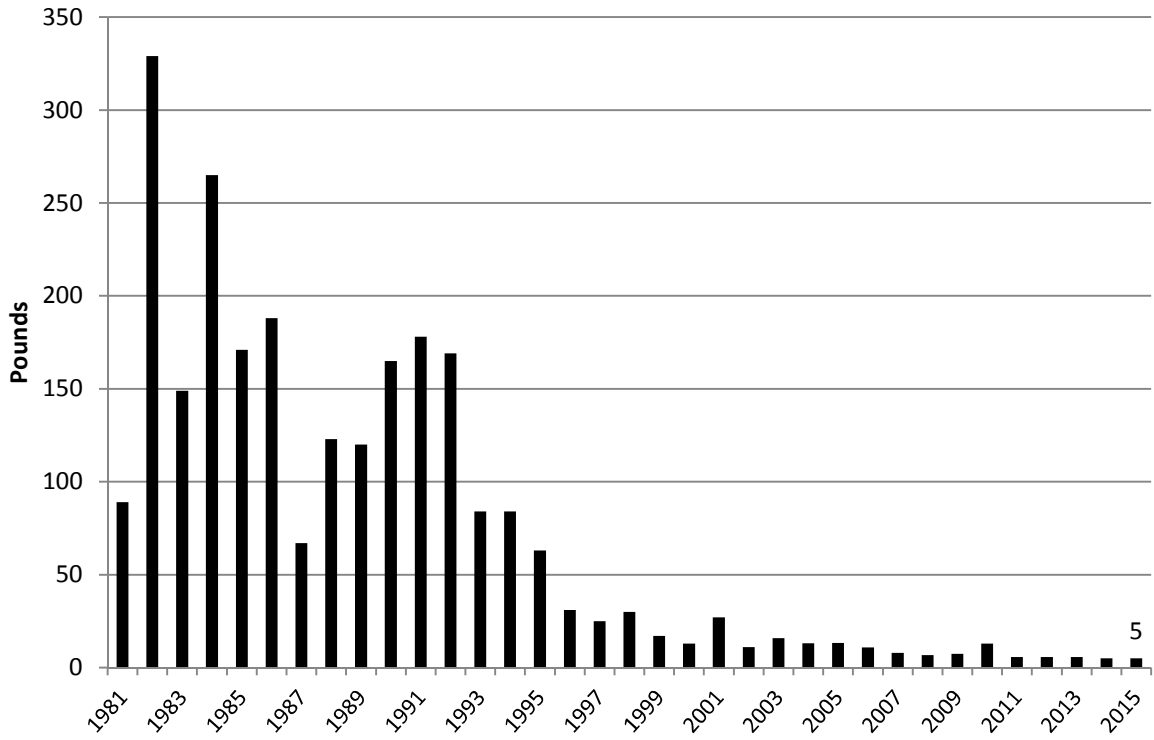
Field's Point Influent Copper Loading



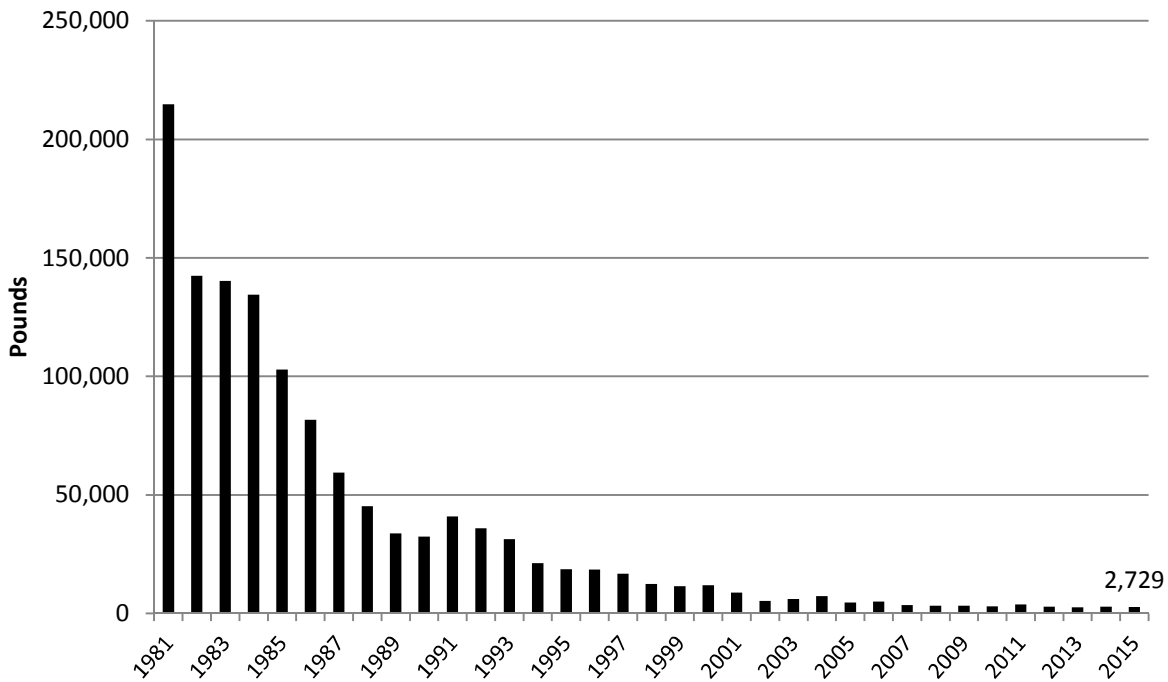
Field's Point Influent Lead Loading



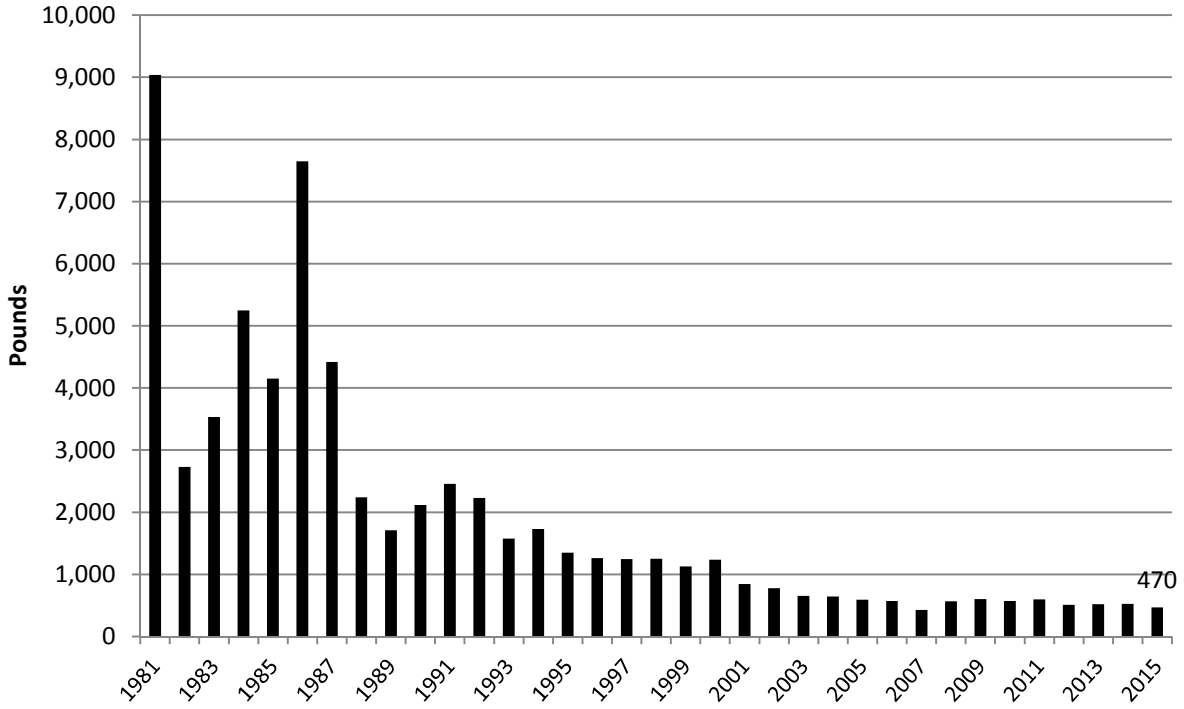
Field's Point Influent Mercury Loading



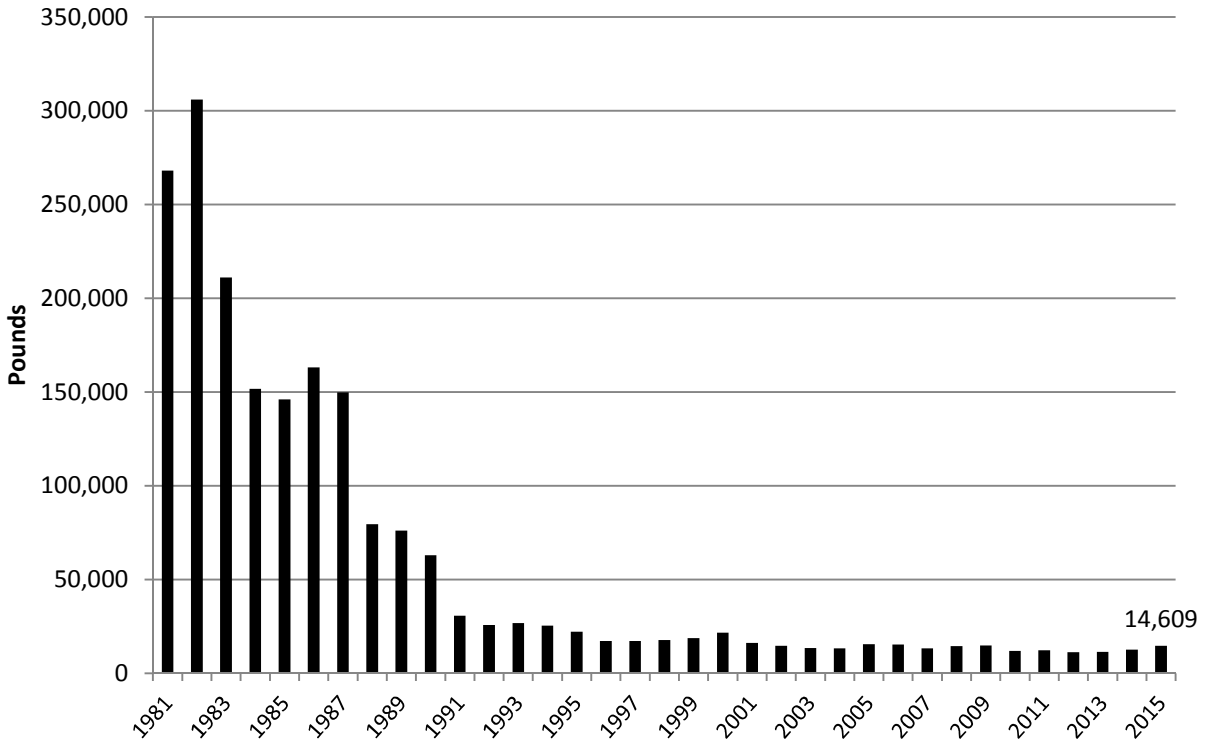
Field's Point Influent Nickel Loading



Field's Point Influent Silver Loading



Field's Point Influent Zinc Loading



***EFFLUENT LOADING DATA***

***FIELD'S POINT***



Field's Point Effluent Metals 2015  
all analyses in ppb

<b>Date</b>	<b>Day of the Week</b>	<b>Effluent Flow</b>	<b>Al (ppb)</b>	<b>Fe (ppb)</b>	<b>Se (ppb)</b>	<b>As (ppb)</b>	<b>Mo (ppb)</b>
1/6/2015	Tuesday	38.57	13.15	154.5	2.496	2	2.788
1/7/2015	Wednesday	39.99	12.93	150.4		1.94	
1/13/2015	Tuesday	39.34	17.99	190.4		2.03	
1/14/2015	Wednesday	36.31	11.08	131.0		1.62	
1/20/2015	Tuesday	34.78	11.41	137.5		2.46	
1/21/2015	Wednesday	36.16	10.55	134.1		2.55	
1/27/2015	Tuesday	33.09	25.07	159.1		1.72	
1/28/2015	Wednesday	35.50	12.16	139.8		2.09	
2/3/2015	Tuesday	33.86	10.68	147.9	2.65	2.39	2.98
2/4/2015	Wednesday	33.98	8.29	126.5		2.08	
2/10/2015	Tuesday	36.50	9.01	134.5		2.60	
2/11/2015	Wednesday	32.88	11.95	183.8		2.83	
2/17/2015	Tuesday	32.52	10.11	162.7		2.64	
2/18/2015	Wednesday	32.12	10.85	121.1		1.82	
2/24/2015	Tuesday	32.48	13.56	171.7		2.78	
2/25/2015	Wednesday	34.20	9.98	140.1		2.68	
3/3/2015	Tuesday	34.37	10.81	145.2	2.63	2.16	4.09
3/4/2015	Wednesday	50.28	15.30	145.3		1.90	
3/10/2015	Tuesday	51.37	16.37	124.4		1.30	
3/11/2015	Wednesday	62.11	18.17	127.3		1.35	
3/17/2015	Tuesday	71.60	22.76	153.3		1.16	
3/18/2015	Wednesday	66.36	17.37	135.9		1.11	
3/19/2015	Thursday	54.19				0.99	
3/24/2015	Tuesday	46.67	12.20	120.8		1.31	
3/25/2015	Wednesday	46.97	11.99	119.8		1.17	
3/31/2015	Tuesday	53.53	11.83	119.3		1.29	
4/1/2015	Wednesday	48.49	12.75	123.6		1.17	
4/7/2015	Tuesday	57.21	12.77	111.8	1.94	1.36	2.37
4/8/2015	Wednesday	52.57	11.62	113.9		1.33	
4/14/2015	Tuesday	42.25	10.24	113.8		1.34	
4/15/2015	Wednesday	42.77	8.87	100.0		1.34	
4/21/2015	Tuesday	66.64	13.60	126.6		1.21	

Field's Point Effluent Metals 2015  
all analyses in ppb

Date	Day of the Week	Effluent Flow	Al (ppb)	Fe (ppb)	Se (ppb)	As (ppb)	Mo (ppb)
4/22/2015	Wednesday	68.09	16.61	148.0		1.18	
4/28/2015	Tuesday	40.91	8.40	107.0		1.63	
4/29/2015	Wednesday	43.98	8.28	112.3		1.45	
5/5/2015	Tuesday	39.23	8.32	129.0	2.36	1.80	4.15
5/6/2015	Wednesday	38.88	8.14	127.6		1.66	
5/12/2015	Tuesday	38.46	7.83	120.5		1.79	
5/13/2015	Wednesday	36.28	6.68	104.7		1.66	
5/19/2015	Tuesday	43.53	8.41	157.4		1.88	
5/20/2015	Wednesday	33.51	8.77	143.2		1.68	
5/26/2015	Tuesday	32.47	6.90	126.9		1.70	
5/27/2015	Wednesday	33.04	6.39	131.5		1.81	
6/2/2015	Tuesday	54.91	10.08	114.1		1.49	
6/3/2015	Wednesday	39.70	8.67	120.0		1.80	
6/9/2015	Tuesday	34.78	8.04	133.5	2.79	2.21	4.89
6/10/2015	Wednesday	31.10	8.01	132.0		2.17	
6/16/2015	Tuesday	55.77	10.08	147.7		1.70	
6/17/2015	Wednesday	33.04	11.44	147.4		1.93	
6/23/2015	Tuesday	60.49	9.18	124.0		1.49	
6/24/2015	Wednesday	39.99	6.78	115.0		1.80	
6/30/2015	Tuesday	41.89	8.97	136.4		1.75	
7/1/2015	Wednesday	51.86	6.63	119.4		1.54	
7/7/2015	Tuesday	36.29	11.09	163.1	2.04	1.90	3.59
7/8/2015	Wednesday	48.93	11.74	167.8		1.77	
7/14/2015	Tuesday	45.71	14.10	198.0		1.78	
7/15/2015	Wednesday	44.59	11.85	129.7		1.73	
7/21/2015	Tuesday	33.90	11.86	110.3		1.84	
7/22/2015	Wednesday	32.73	7.61	102.5		1.78	
7/28/2015	Tuesday	33.37	8.02	121.5		2.05	
7/29/2015	Wednesday	31.76	8.35	113.7		2.06	
8/4/2015	Tuesday	57.77	9.44	128.7		1.81	
8/5/2015	Wednesday	32.48	13.20	116.1		2.02	
8/11/2015	Tuesday	53.14	10.04	144.8		1.61	

Field's Point Effluent Metals 2015  
all analyses in ppb

<b>Date</b>	<b>Day of the Week</b>	<b>Effluent Flow</b>	<b>Al (ppb)</b>	<b>Fe (ppb)</b>	<b>Se (ppb)</b>	<b>As (ppb)</b>	<b>Mo (ppb)</b>
8/12/2015	Wednesday	53.10	9.43	122.9		1.51	
8/18/2015	Tuesday	31.33	22.68	138.9	2.11	1.97	5.54
8/19/2015	Wednesday	30.01	7.61	119.4		1.91	
8/25/2015	Tuesday	29.73	7.49	142.9		1.92	
8/26/2015	Wednesday	28.28	8.03	148.2		1.91	
9/1/2015	Tuesday	30.44	7.97	151.9		2.19	
9/2/2015	Wednesday	28.95	8.88	135.4		1.95	
9/8/2015	Tuesday	30.73	9.41	138.3		2.48	
9/9/2015	Wednesday	29.21	9.94	155.2		2.42	
9/15/2015	Tuesday	28.88	8.73	130.9	2.44	2.24	4.30
9/16/2015	Wednesday	28.32	8.07	127.8		2.25	
9/22/2015	Tuesday	27.48	8.52	122.9		2.15	
9/23/2015	Wednesday	28.33	9.86	128.2		2.12	
9/29/2015	Tuesday	40.33	16.40	191.9		2.01	
9/30/2015	Wednesday	67.70	10.13	101.0		1.41	
10/6/2015	Tuesday	28.58	9.17	118.3	2.38	2.18	4.08
10/7/2015	Wednesday	30.38	8.10	110.3		2.02	
10/13/2015	Tuesday	39.18	10.68	109.1		1.94	
10/14/2015	Wednesday	29.90	8.87	128.0		2.27	
10/20/2015	Tuesday	27.58	8.75	105.0		2.11	
10/21/2015	Wednesday	27.97	9.41	120.9		1.97	
10/27/2015	Tuesday	28.18	9.89	118.6		2.30	
10/28/2015	Wednesday	57.19	24.56	215.7		2.01	
11/3/2015	Tuesday	29.27	12.10	123.1	3.77	2.30	6.49
11/4/2015	Wednesday	30.77	10.75	162.2		2.62	
11/10/2015	Tuesday	42.86	12.47	163.3		2.09	
11/11/2015	Wednesday	33.26	16.33	127.8		1.95	
11/17/2015	Tuesday	28.46	10.73	122.8		2.23	
11/18/2015	Wednesday	28.06	10.25	114.7		2.06	
11/24/2015	Tuesday	30.28	12.49	138.1		1.72	
11/25/2015	Wednesday	29.08	10.35	123.6		2.20	
12/1/2015	Tuesday	40.22	11.07	141.0		2.16	

Field's Point Effluent Metals 2015  
all analyses in ppb

<b>Date</b>	<b>Day of the Week</b>	<b>Effluent Flow</b>	<b>Al (ppb)</b>	<b>Fe (ppb)</b>	<b>Se (ppb)</b>	<b>As (ppb)</b>	<b>Mo (ppb)</b>
12/2/2015	Wednesday	34.59	11.15	134.5		2.03	
12/8/2015	Tuesday	31.34	9.45	105.9	5.44	1.85	7.21
12/9/2015	Wednesday	29.14	9.62	108.1		1.69	
12/15/2015	Tuesday	48.66	16.38	118.8		1.55	
12/16/2015	Wednesday	29.34	13.80	104.5		1.57	
12/22/2015	Tuesday	35.48	14.72	95.6		1.68	
12/23/2015	Wednesday	49.80	16.31	108.2		1.47	
12/29/2015	Tuesday	54.81	23.14	164.5		1.53	
12/30/2015	Wednesday	43.73	16.32	125.1		1.67	
12/31/2014	Wednesday	38.69	12.57	160.9		2.38	

Field's Point Effluent Metals 2015  
all analyses in ppb

Date	Day of the Week	Effluent Flow	TTL Cr								
			Cd (ppb)	(ppb)	Cu (ppb)	Pb (ppb)	Hg (ppb)	Ni (ppb)	Ag (ppb)	Zn (ppb)	CN (ppb)
1/6/2015	Tuesday	38.57	<0.040	1.73	3.00	0.49	0.00293	11.56	0.13	22.25	7.91
1/7/2015	Wednesday	39.99	<0.040	1.68	2.96	0.47	0.00323	12.50	0.11	24.81	
1/8/2015	Thursday	40.22									4.28
1/13/2015	Tuesday	39.34	<0.040	1.35	3.40	0.71	0.00385	14.23	0.13	29.68	10.20
1/14/2015	Wednesday	36.31	<0.040	1.20	2.76	0.43	0.00272	13.34	0.09	26.61	7.85
1/20/2015	Tuesday	34.78	<0.040	1.91	3.46	0.44	0.00385	16.09	0.09	29.36	7.14
1/21/2015	Wednesday	36.16	<0.040	1.77	2.77	0.39	0.00285	15.55	0.07	29.51	6.14
1/27/2015	Tuesday	33.09	<0.040	0.97	38.82	0.53	0.00201	14.07	0.11	36.28	5.28
1/28/2015	Wednesday	35.50	0.069	1.21	3.53	0.39	0.00223	16.72	0.09	28.36	7.74
2/3/2015	Tuesday	33.86	<0.040	2.50	3.15	0.41	0.00265	13.60	0.10	26.48	8.02
2/4/2015	Wednesday	33.98	<0.040	1.66	2.95	0.39	0.00316	12.71	0.10	26.43	6.06
2/10/2015	Tuesday	36.50	0.049	2.46	3.14	0.36	0.00275	14.00	0.10	26.97	12.70
2/11/2015	Wednesday	32.88	0.051	3.62	3.15	0.45	0.00290	14.16	0.12	27.43	9.73
2/17/2015	Tuesday	32.52	<0.040	1.56	3.01	0.42	0.00349	19.90	0.09	24.53	6.54
2/18/2015	Wednesday	32.12	0.085	1.28	2.79	0.39	0.00222	18.98	0.07	27.35	6.37
2/24/2015	Tuesday	32.48	0.061	1.99	3.25	0.49	0.00357	20.98	0.11	31.90	8.47
2/25/2015	Wednesday	34.20	0.063	2.47	3.60	0.42	0.00212	21.81	0.08	31.86	9.28
3/3/2015	Tuesday	34.37	0.053	2.07	3.08	0.43	0.00266	18.93	0.09	29.58	12.70
3/4/2015	Wednesday	50.28	0.12	2.29	3.66	0.65	0.00332	18.48	0.11	35.37	10.80
3/10/2015	Tuesday	51.37	0.091	1.55	3.24	0.49	0.00429	13.35	0.08	36.91	10.50
3/11/2015	Wednesday	62.11	0.088	1.65	3.02	0.81	0.00401	12.34	0.07	36.92	8.57
3/17/2015	Tuesday	71.60	0.3	1.13	4.49	0.63	0.00496	17.41	0.06	39.44	9.42
3/18/2015	Wednesday	66.36	0.26	1.08	3.37	0.50	0.00395	15.37	0.05	34.68	10.60
3/24/2015	Tuesday	46.67	0.12	1.02	2.82	0.36	<0.00200	16.72	0.05	29.95	6.97
3/25/2015	Wednesday	46.97	0.094	1.01	3.01	0.37	0.00250	16.54	0.07	28.07	7.28
3/31/2015	Tuesday	53.53	0.07	2.77	2.61	0.36	0.00298	13.67	0.05	29.15	9.38
4/1/2015	Wednesday	48.49	0.065	1.80	2.99	0.38	0.00228	13.64	0.05	31.39	8.66
4/7/2015	Tuesday	57.21	0.076	1.05	2.60	0.49	0.00280	14.05	0.05	28.58	6.87
4/8/2015	Wednesday	52.57	0.066	1.02	2.33	0.38	0.00253	12.60	0.04	27.84	7.78
4/14/2015	Tuesday	42.25	0.083	1.44	3.33	0.36	0.00353	12.67	0.05	26.42	11.60
4/15/2015	Wednesday	42.77	0.066	1.41	2.79	0.31	0.00325	12.70	0.04	25.64	5.95
4/21/2015	Tuesday	66.64	0.098	1.36	3.18	0.46	<0.00200	12.10	0.07	26.56	6.96
4/22/2015	Wednesday	68.09	0.1	1.47	3.37	0.57	0.00248	13.61	0.08	31.26	6.43
4/28/2015	Tuesday	40.91	0.12	1.28	2.56	0.32	0.00301	13.37	0.04	22.20	9.25
4/29/2015	Wednesday	43.98	0.12	1.31	2.36	0.31	0.00291	12.87	0.04	22.37	8.20
5/5/2015	Tuesday	39.23	0.37	1.43	2.59	0.35	0.00206	15.64	0.05	21.80	9.90
5/6/2015	Wednesday	38.88	0.3	1.62	2.34	0.34	0.00286	14.48	0.05	20.33	9.93

Field's Point Effluent Metals 2015  
all analyses in ppb

Date	Day of the Week	Effluent Flow	TTL Cr								
			Cd (ppb)	(ppb)	Cu (ppb)	Pb (ppb)	Hg (ppb)	Ni (ppb)	Ag (ppb)	Zn (ppb)	CN (ppb)
5/12/2015	Tuesday	38.46	0.11	1.44	2.27	0.41	0.00388	11.61	0.03	20.91	8.89
5/13/2015	Wednesday	36.28	0.13	1.21	2.35	0.34	0.00266	11.56	0.03	22.64	10.20
5/19/2015	Tuesday	43.53	0.058	2.10	2.33	0.50	0.00201	12.01	0.04	19.78	7.03
5/20/2015	Wednesday	33.51	0.085	1.70	2.09	0.38	0.00254	11.86	0.03	21.39	7.16
5/26/2015	Tuesday	32.47	<0.040	1.07	2.20	0.38	0.00316	13.86	0.04	17.58	12.10
5/27/2015	Wednesday	33.04	<0.040	1.68	1.99	0.31	0.00338	15.46	0.03	17.99	9.98
6/2/2015	Tuesday	54.91	<0.040	1.09	1.87	0.46	0.00250	10.78	0.03	20.58	8.30
6/3/2015	Wednesday	39.70	0.13	1.23	1.98	0.42	0.00310	11.49	0.02	25.35	9.31
6/9/2015	Tuesday	34.78	<0.040	1.46	1.98	0.37	0.00373	10.58	0.03	18.19	9.87
6/10/2015	Wednesday	31.10	<0.040	1.33	1.82	0.34	0.00309	11.20	0.03	16.04	10.30
6/16/2015	Tuesday	55.77	0.086	1.44	2.00	0.45	0.00289	10.85	0.04	21.91	7.26
6/17/2015	Wednesday	33.04	<0.040	1.51	1.99	0.47	0.00373	14.93	0.03	21.46	5.55
6/23/2015	Tuesday	60.49	<0.040	1.76	2.13	0.42	0.00654	10.86	0.02	18.90	7.86
6/24/2015	Wednesday	39.99	<0.040	2.35	1.60	0.36	0.00643	11.14	<0.020	17.45	10.90
6/30/2015	Tuesday	41.89	0.099	1.28	1.81	0.41	0.00442	8.04	0.03	24.99	9.31
7/1/2015	Wednesday	51.86	<0.040	1.58	1.53	0.35	0.00405	6.88	0.02	16.74	10.70
7/7/2015	Tuesday	36.29	<0.040	1.56	2.12	0.53	0.00415	6.87	0.03	18.57	9.21
7/8/2015	Wednesday	48.93	<0.040	1.16	1.83	0.56	0.00426	5.92	0.02	17.34	7.69
7/14/2015	Tuesday	45.71	0.045	2.05	1.96	0.66	0.00565	8.31	0.02	18.86	7.63
7/15/2015	Wednesday	44.59	0.076	1.62	1.46	0.45	0.00542	8.67	0.02	18.85	7.95
7/21/2015	Tuesday	33.90	0.12	1.39	1.74	0.39	0.00533	9.97	0.02	21.72	8.55
7/22/2015	Wednesday	32.73	0.14	1.49	1.79	0.37	0.00429	9.20	<0.020	21.83	13.10
7/28/2015	Tuesday	33.37	<0.040	1.23	1.55	0.40	0.00445	8.28	0.03	20.14	10.60
7/29/2015	Wednesday	31.76	<0.040	1.62	1.51	0.38	0.00370	8.96	<0.020	20.69	13.10
8/4/2015	Tuesday	57.77	0.11	1.71	2.57	0.47	0.00971	9.17	0.03	16.68	9.41
8/5/2015	Wednesday	32.48	0.38	1.36	1.72	0.41	0.00445	9.92	0.03	21.06	12.80
8/11/2015	Tuesday	53.14	0.32	1.10	1.70	0.43	0.00312	8.64	0.03	20.30	8.13
8/12/2015	Wednesday	53.10	0.093	1.04	1.61	0.39	0.00500	7.97	<0.020	17.34	13.00
8/18/2015	Tuesday	31.33	0.22	1.40	1.77	0.45	0.00487	12.48	0.03	25.39	11.60
8/19/2015	Wednesday	30.01	<0.040	1.28	2.35	0.41	0.00469	12.47	0.02	20.41	9.24
8/25/2015	Tuesday	29.73	<0.040	1.27	1.73	0.40	0.00501	13.21	0.02	18.02	12.60
8/26/2015	Wednesday	28.28	<0.040	1.79	1.51	0.36	0.00442	12.76	0.02	17.95	13.10
9/1/2015	Tuesday	30.44	0.055	1.53	1.47	0.34	0.00665	12.42	0.02	18.30	13.70
9/2/2015	Wednesday	28.95	<0.040	1.84	1.31	0.35	0.00511	12.80	0.02	18.07	13.30
9/8/2015	Tuesday	30.73	<0.040	1.46	1.35	0.34	0.00355	12.59	<0.020	14.49	10.90
9/9/2015	Wednesday	29.21	0.078	1.69	1.30	0.37	0.00351	12.47	<0.020	17.33	12.80
9/15/2015	Tuesday	28.88	<0.040	1.38	1.48	0.35	0.00265	12.50	0.02	16.69	7.74

Field's Point Effluent Metals 2015  
all analyses in ppb

Date	Day of the Week	Effluent Flow	TTL Cr								
			Cd (ppb)	(ppb)	Cu (ppb)	Pb (ppb)	Hg (ppb)	Ni (ppb)	Ag (ppb)	Zn (ppb)	CN (ppb)
9/16/2015	Wednesday	28.32	<0.040	1.52	1.45	0.33	0.00218	12.60	<0.020	15.36	11.30
9/22/2015	Tuesday	27.48	0.064	1.29	1.32	0.31	0.00265	10.72	0.02	17.12	13.00
9/23/2015	Wednesday	28.33	1.1	1.21	1.70	0.40	0.00327	10.62	<0.020	19.44	12.60
9/29/2015	Tuesday	40.33	<0.040	1.28	2.19	0.59	0.00745	12.55	0.04	17.34	8.25
9/30/2015	Wednesday	67.70	<0.040	0.82	1.66	0.44	0.00324	8.34	<0.020	16.12	
10/2/2015	Friday	61.49									5.92
10/6/2015	Tuesday	28.58	<0.040	1.63	2.10	0.46	0.00255	11.80	0.04	20.57	7.91
10/7/2015	Wednesday	30.38	<0.040	1.28	1.96	0.43	0.00418	10.95	0.03	19.93	9.43
10/13/2015	Tuesday	39.18	0.071	1.30	1.81	0.38	0.00321	9.16	0.02	17.61	7.76
10/14/2015	Wednesday	29.90	<0.040	1.42	1.69	0.43	0.00250	12.86	0.03	25.88	13.40
10/20/2015	Tuesday	27.58	0.077	2.69	1.86	0.33	0.00459	13.14	0.03	31.46	11.80
10/21/2015	Wednesday	27.97	0.11	3.99	1.98	0.37	<0.00200	12.85	0.05	31.08	11.60
10/27/2015	Tuesday	28.18	0.067	1.90	2.06	0.35	0.00505	13.47	0.02	21.96	12.10
10/28/2015	Wednesday	57.19	0.095	1.59	3.21	0.78	0.01310	8.70	0.06	25.13	8.09
11/3/2015	Tuesday	29.27	0.048	1.90	2.05	0.46	0.00279	13.06	0.03	24.27	7.36
11/4/2015	Wednesday	30.77	0.067	3.57	2.57	0.46	0.00466	12.23	0.03	23.22	5.68
11/10/2015	Tuesday	42.86	<0.040	1.35	2.25	0.54	0.00283	9.40	0.04	17.62	5.62
11/11/2015	Wednesday	33.26	<0.040	1.21	1.96	0.43	0.00382	9.19	0.04	19.83	10.30
11/17/2015	Tuesday	28.46	<0.040	2.30	2.05	0.44	0.00237	13.07	0.03	20.44	6.97
11/18/2015	Wednesday	28.06	<0.040	2.34	2.00	0.41	0.00275	15.15	0.02	21.58	8.00
11/24/2015	Tuesday	30.28	<0.040	1.75	2.58	0.49	0.00301	13.93	0.03	20.61	11.80
11/25/2015	Wednesday	29.08	<0.040	2.09	2.43	0.43	0.00309	12.10	0.03	20.19	6.89
12/1/2015	Tuesday	40.22	<0.040	1.81	2.47	0.42	0.00273	10.86	0.03	18.51	6.05
12/2/2015	Wednesday	34.59	<0.040	1.40	2.27	0.47	0.00301	10.83	0.03	20.20	11.90
12/8/2015	Tuesday	31.34	<0.020	2.81	2.52	0.38	0.00312	19.18	0.04	19.33	7.62
12/9/2015	Wednesday	29.14	<0.020	2.67	2.30	0.39	0.00302	15.95	0.03	17.58	5.92
12/15/2015	Tuesday	48.66	<0.020	3.18	2.62	0.57	0.00365	15.29	0.03	21.85	6.42
12/16/2015	Wednesday	29.34	<0.020	2.21	2.22	0.45	0.00225	15.04	0.03	20.37	6.05
12/22/2015	Tuesday	35.48	0.021	1.92	2.64	0.44	0.00303	13.20	0.03	19.67	10.60
12/23/2015	Wednesday	49.80	0.083	1.34	3.60	0.56	0.00378	10.17	0.03	19.19	6.65
12/29/2015	Tuesday	54.81	0.025	1.42	2.98	0.81	0.00309	11.50	0.03	25.28	7.32
12/30/2015	Wednesday	43.73	0.063	1.79	2.41	0.58	0.00329	14.25	0.03	25.27	7.10
12/24/2014	Wednesday	53.45	<0.040	1.24	2.91	0.59	0.00309	9.78	0.09	20.93	7.82
12/30/2014	Tuesday	41.51	0.05	2.18	3.11	0.47	0.00238	18.46	0.12	22.86	7.33
12/31/2014	Wednesday	38.69	<0.040	2.60	2.69	0.52	0.00469	15.56	0.12	21.64	5.45

Field's Point Monthly Effluent Data 2014  
all results in ppb

Date		Flow (MGD)	Cd	TTL Cr	Cu	Pb	Hg(ppb)	Ni	Ag	Zn	CN
January	Average	39.45	0.01	1.48	7.58	0.48	2.96	14.26	0.10	28.36	7.07
	Minimum	33.09	0.04	0.97	2.76	0.39	2.01	11.56	0.07	22.25	4.28
	Maximum	59.23	0.07	1.91	38.82	0.71	3.85	16.72	0.13	36.28	10.2
February	Average	33.86	0.04	2.19	3.13	0.42	2.86	17.02	0.10	27.87	8.4
	Minimum	31.24	0.04	1.28	2.79	0.36	2.12	12.71	0.07	24.53	6.06
	Maximum	40.76	0.09	3.62	3.60	0.49	3.57	21.81	0.12	31.90	12.7
March	Average	51.99	0.13	1.62	3.26	0.51	3.19	15.87	0.07	33.34	9.58
	Minimum	31.25	0.05	1.01	2.61	0.36	2.00	12.34	0.05	28.07	6.97
	Maximum	73.34	0.30	2.77	4.49	0.81	4.96	18.93	0.11	39.44	12.7
April	Average	48.77	0.09	1.35	2.83	0.40	2.53	13.07	0.05	26.92	7.97
	Minimum	39.82	0.07	1.02	2.33	0.31	2.00	12.10	0.04	22.20	5.95
	Maximum	68.09	0.12	1.80	3.37	0.57	3.53	14.05	0.08	31.39	11.6
May	Average	36.64	0.13	1.53	2.27	0.38	2.82	13.31	0.04	20.30	9.4
	Minimum	31.25	0.04	1.07	1.99	0.31	2.01	11.56	0.03	17.58	7.03
	Maximum	48.41	0.37	2.10	2.59	0.50	3.88	15.64	0.05	22.64	12.1
June	Average	42.34	0.04	1.49	1.91	0.41	4.05	11.10	0.03	20.54	8.74
	Minimum	30.95	0.04	1.09	1.60	0.34	2.50	8.04	0.02	16.04	5.55
	Maximum	71.65	0.13	2.35	2.13	0.47	6.54	14.93	0.04	25.35	10.9
July	Average	37.56	0.04	1.52	1.72	0.46	4.59	8.12	0.02	19.41	9.84
	Minimum	30.74	0.04	1.16	1.46	0.35	3.70	5.92	0.02	16.74	7.63
	Maximum	53.26	0.14	2.05	2.12	0.66	5.65	9.97	0.03	21.83	13.1
August	Average	32.79	0.14	1.37	1.87	0.41	5.16	10.83	0.02	19.64	11.24
	Minimum	27.97	0.04	1.04	1.51	0.36	3.12	7.97	0.02	16.68	8.13
	Maximum	57.77	0.38	1.79	2.57	0.47	9.71	13.21	0.03	25.39	13.1
September	Average	32.34	0.13	1.40	1.52	0.38	4.03	11.76	0.01	17.03	11.51
	Minimum	27.47	0.04	0.82	1.30	0.31	2.18	8.34	0.02	14.49	7.74
	Maximum	67.70	1.10	1.84	2.19	0.59	7.45	12.80	0.04	19.44	13.7
October	Average	35.38	0.05	1.97	2.08	0.44	4.40	11.62	0.03	24.20	9.78
	Minimum	27.58	0.04	1.28	1.69	0.33	2.00	8.70	0.02	17.61	5.92
	Maximum	61.49	0.11	3.99	3.21	0.78	13.10	13.47	0.06	31.46	13.4
November	Average	33.35	0.01	2.06	2.23	0.46	3.17	12.27	0.03	20.97	7.83
	Minimum	28.06	0.04	1.21	1.96	0.41	2.37	9.19	0.02	17.62	5.62
	Maximum	58.33	0.07	3.57	2.58	0.54	4.66	15.15	0.04	24.27	11.8
December	Average	37.41	0.02	2.05	2.60	0.51	3.10	13.63	0.03	20.72	7.56
	Minimum	28.68	0.02	1.34	2.22	0.38	2.25	10.17	0.03	17.58	5.92
	Maximum	60.88	0.08	3.18	3.60	0.81	3.78	19.18	0.04	25.28	11.9



Field's Point Effluent Loading Summary 2015

**Field's Point monthly mean effluent loading summary (lbs/month)**

Monthly total loads calculated as: Monthly Total Influent Flow (MG) \* Average Daily Concentration (ppb) \* Conversion Factor (0.00834).

Month	Total Monthly Eff Flow (MG)	Cd	Total Cr	Cu	Pb	Hg	Ni	Ag	Zn	Total Cyanide	Total Metals*
January	1223.05	0.44	15.07	77.37	4.90	0.0302	145.43	1.04	289.26	72.09	533.55
February	948.03	0.42	17.32	24.74	3.28	0.0226	134.55	0.75	220.36	66.39	401.46
March	1611.76	1.79	21.76	43.76	6.87	0.0458	213.29	0.95	448.17	128.78	736.64
April	1463.02	1.08	16.46	34.56	4.86	0.0336	159.45	0.60	328.42	97.21	545.46
May	1135.94	1.34	14.49	21.50	3.57	0.0267	126.10	0.35	192.34	89.04	359.72
June	1270.24	0.65	15.82	20.21	4.35	0.0429	117.57	0.29	217.61	92.59	376.55
July	1164.47	0.63	14.78	16.70	4.42	0.0446	78.84	0.23	188.55	95.53	304.18
August	1016.37	1.32	11.60	15.84	3.51	0.0437	91.77	0.21	166.52	95.23	290.81
September	970.11	1.24	11.34	12.32	3.09	0.0326	95.16	0.18	137.75	93.12	261.12
October	1096.65	0.62	18.05	19.06	4.02	0.0425	106.24	0.31	221.36	89.44	369.70
November	1000.59	0.37	17.22	18.65	3.81	0.0264	102.36	0.25	175.00	65.32	317.68
December	1159.75	0.34	19.87	25.17	4.90	0.0300	131.81	0.30	200.45	73.15	382.88
<b>Total (lbs/year)</b>		<b>10.24</b>	<b>193.79</b>	<b>329.87</b>	<b>51.59</b>	<b>0.4215</b>	<b>1502.56</b>	<b>5.46</b>	<b>2785.82</b>	<b>1057.89</b>	

**Field's Point monthly mean effluent loading summary (lbs/day)**

Average of daily loads – Each daily load is calculated as: Daily Influent Flow (MG) \* Daily Concentration (ppb) \* Conversion Factor (0.00834); the average of those loads is reported here.

Month	Mean Eff Flow (MGD)	Cd	Total Cr	Cu	Pb	Hg	Ni	Ag	Zn	Total Cyanide	Total Metals*
January	39.45	0.01	0.49	2.50	0.16	0.0010	4.69	0.03	9.33	2.33	17.21
February	33.86	0.02	0.62	0.88	0.12	0.0008	4.81	0.03	7.87	2.37	14.34
March	51.99	0.06	0.70	1.41	0.22	0.0015	6.88	0.03	14.46	4.15	23.76
April	48.77	0.04	0.55	1.15	0.16	0.0011	5.31	0.02	10.95	3.24	18.18
May	36.64	0.04	0.47	0.69	0.12	0.0009	4.07	0.01	6.20	2.87	11.60
June	42.34	0.02	0.53	0.67	0.15	0.0014	3.92	0.01	7.25	3.09	12.55
July	37.56	0.02	0.48	0.54	0.14	0.0014	2.54	0.01	6.08	3.08	9.81
August	32.79	0.04	0.37	0.51	0.11	0.0014	2.96	0.01	5.37	3.07	9.38
September	32.34	0.04	0.38	0.41	0.10	0.0011	3.17	0.01	4.59	3.10	8.70
October	35.38	0.02	0.58	0.61	0.13	0.0014	3.43	0.01	7.14	2.89	11.93
November	33.35	0.01	0.57	0.62	0.13	0.0009	3.41	0.01	5.83	2.18	10.59
December	37.41	0.01	0.64	0.81	0.16	0.0010	4.25	0.01	6.47	2.36	12.35

Field's Point Effluent Loading Summary 2015

**Field's Point monthly mean effluent concentration (ppb)**

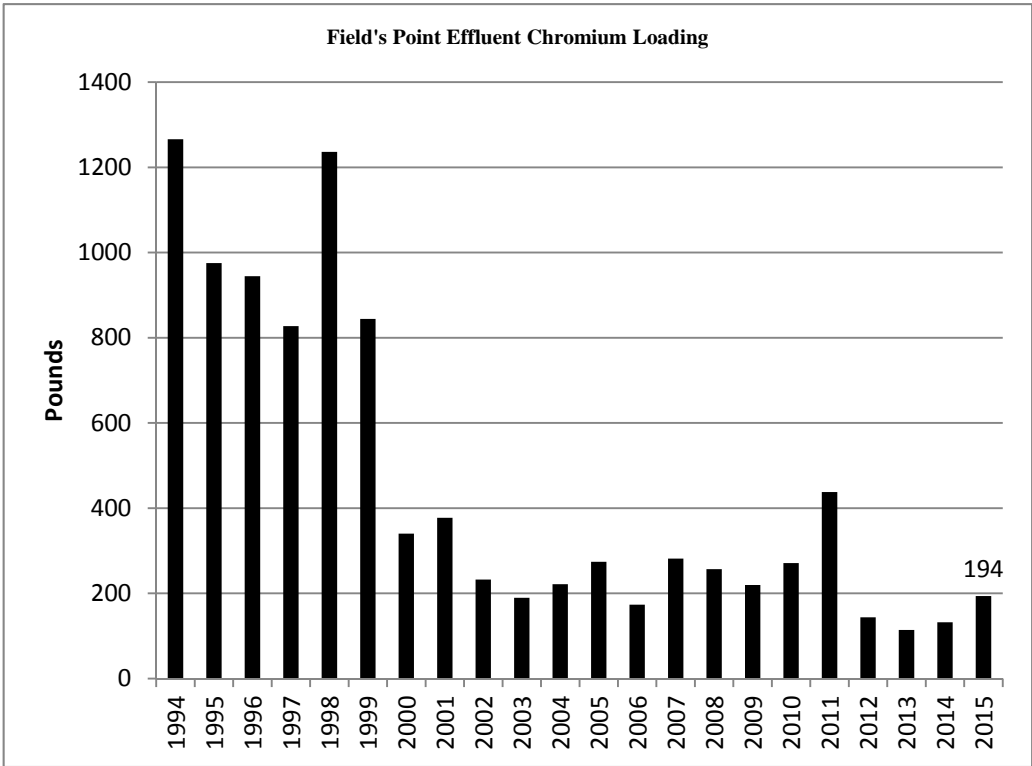
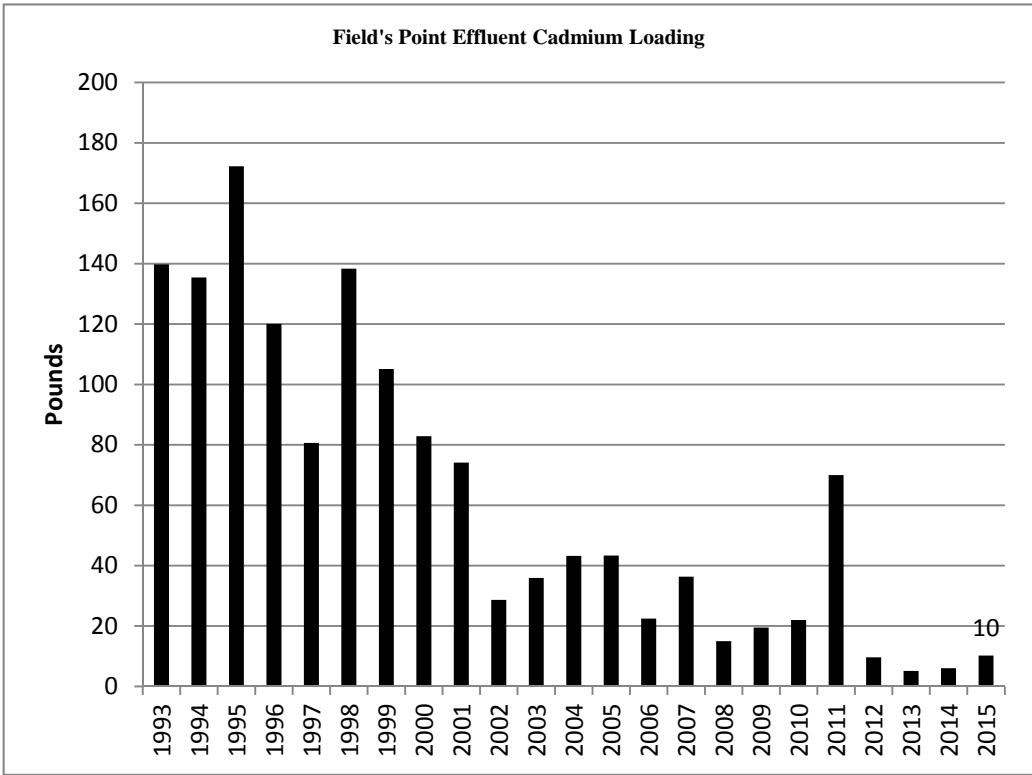
Month	Mean Eff Flow (MGD)	Cd	Total Cr	Cu	Pb	Hg	Ni	Ag	Zn	Total Cyanide	Total Metals*
<b>January</b>	39.45	0.04	1.48	7.58	0.48	0.00296	14.26	0.10	28.36	7.07	<b>52.31</b>
<b>February</b>	33.86	0.05	2.19	3.13	0.42	0.00286	17.02	0.10	27.87	8.40	<b>50.78</b>
<b>March</b>	51.99	0.13	1.62	3.26	0.51	0.00341	15.87	0.07	33.34	9.58	<b>54.80</b>
<b>April</b>	48.77	0.09	1.35	2.83	0.40	0.00275	13.07	0.05	26.92	7.97	<b>44.70</b>
<b>May</b>	36.64	0.14	1.53	2.27	0.38	0.00282	13.31	0.04	20.30	9.40	<b>37.97</b>
<b>June</b>	42.34	0.06	1.49	1.91	0.41	0.00405	11.10	0.03	20.54	8.74	<b>35.54</b>
<b>July</b>	37.56	0.06	1.52	1.72	0.46	0.00459	8.12	0.02	19.41	9.84	<b>31.32</b>
<b>August</b>	32.79	0.16	1.37	1.87	0.41	0.00516	10.83	0.02	19.64	11.24	<b>34.31</b>
<b>September</b>	32.34	0.15	1.40	1.52	0.38	0.00403	11.76	0.02	17.03	11.51	<b>32.27</b>
<b>October</b>	35.38	0.07	1.97	2.08	0.44	0.00465	11.62	0.03	24.20	9.78	<b>40.42</b>
<b>November</b>	33.35	0.04	2.06	2.23	0.46	0.00317	12.27	0.03	20.97	7.83	<b>38.07</b>
<b>December</b>	37.41	0.04	2.05	2.60	0.51	0.00310	13.63	0.03	20.72	7.56	<b>39.58</b>

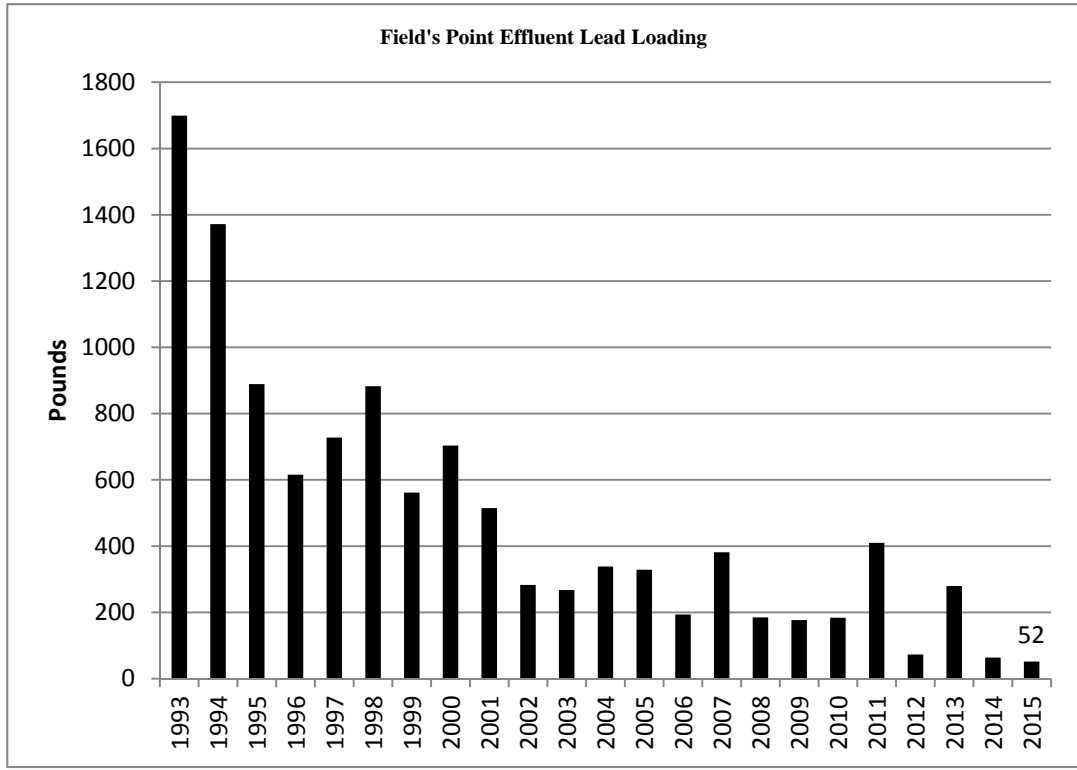
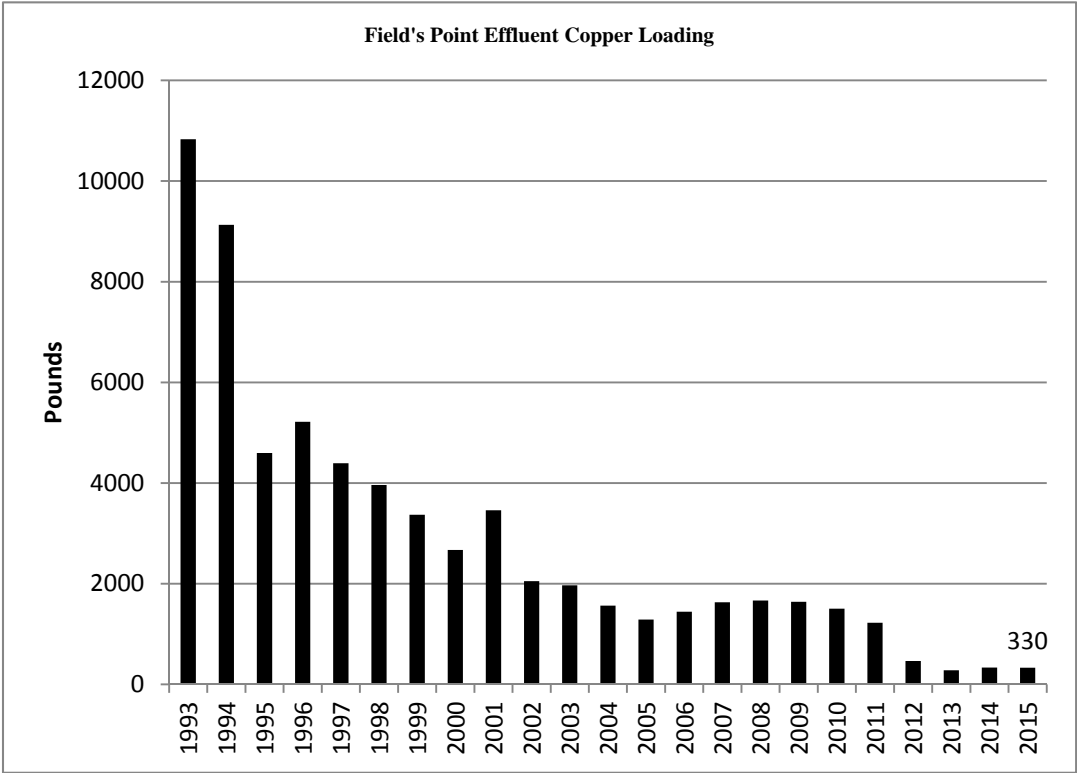
\*Total = Sum of Monthly Average Metals Concentrations (Cd, Cr, Cu, Pb, Hg, Ni, Ag, Zn)

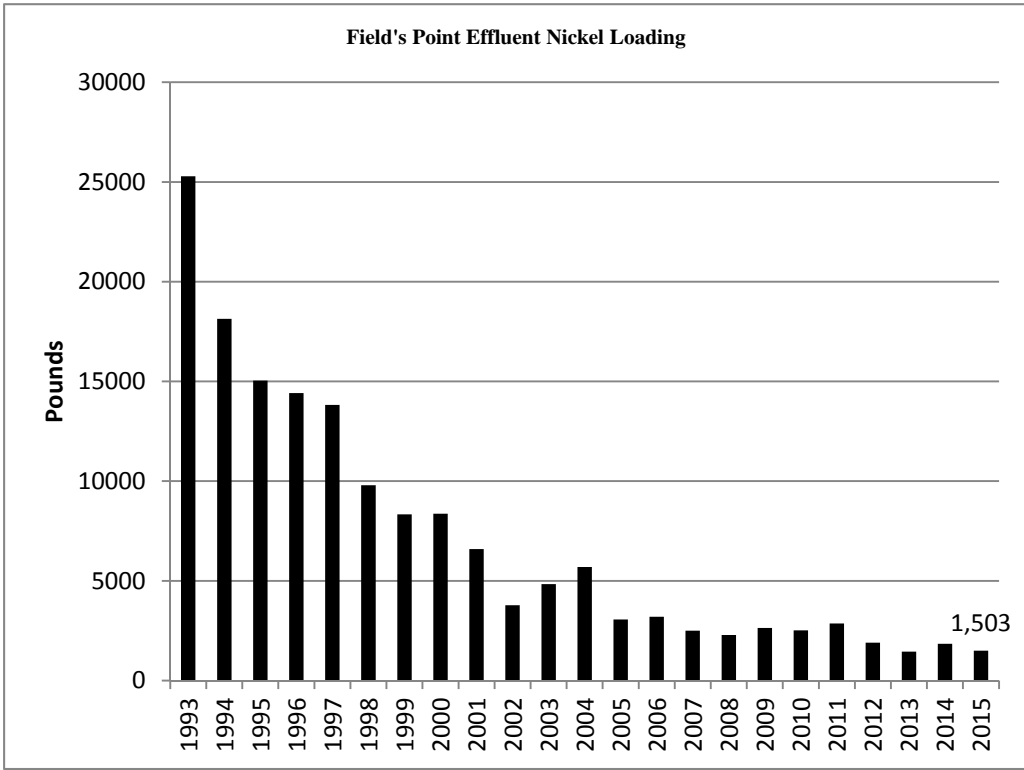
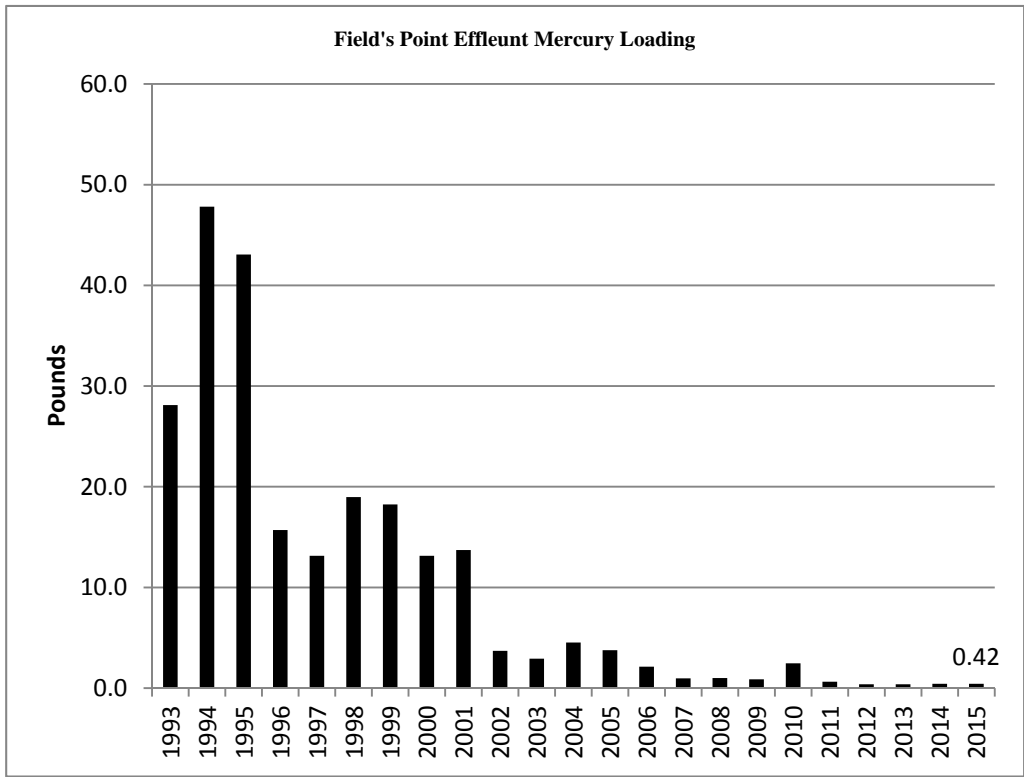
Field's Point Effluent Metals Loading (lb/yr)

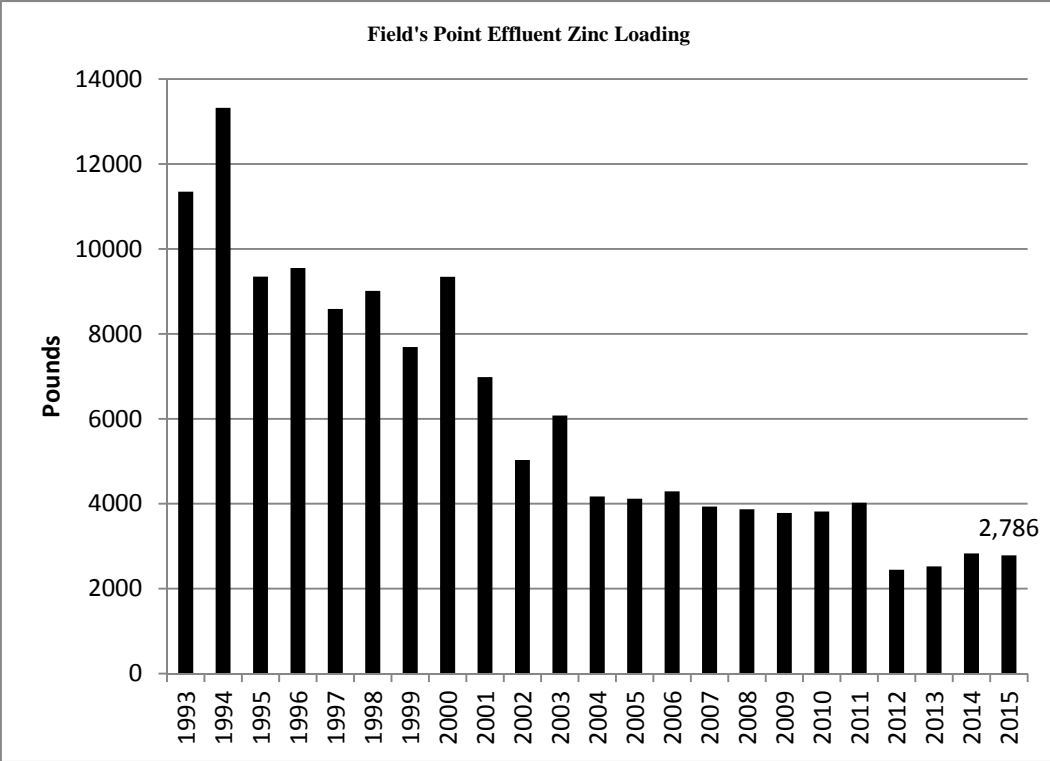
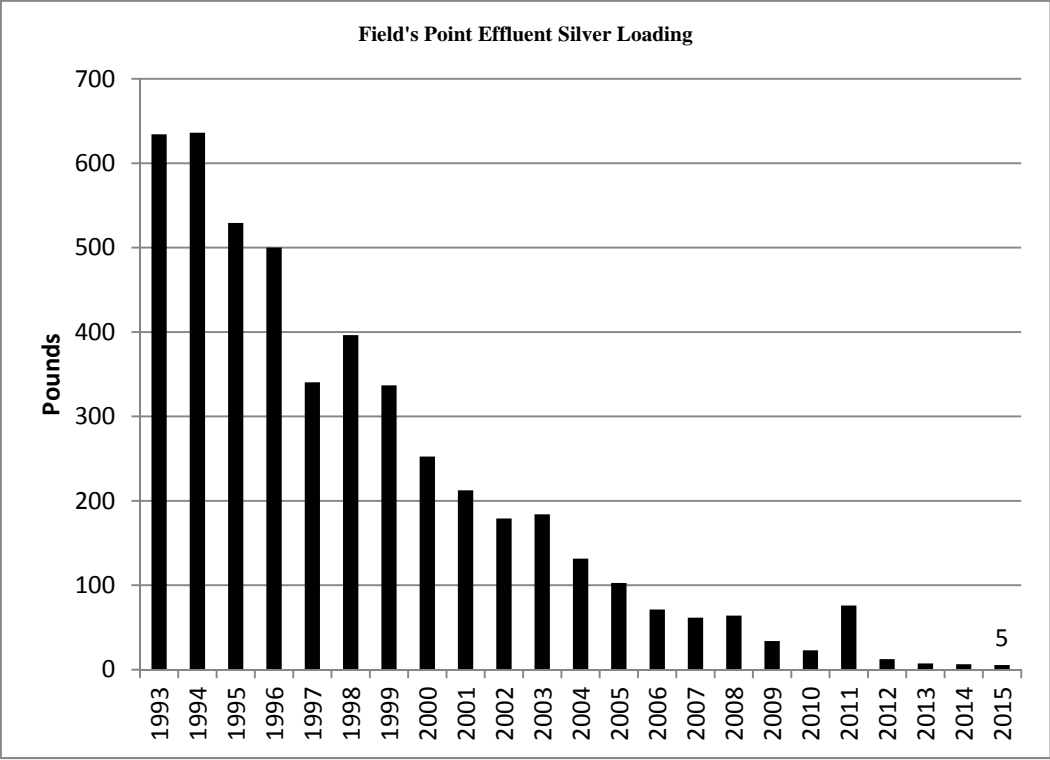
<b>Year</b>	<b>Cadmium</b>	<b>Chromium</b>	<b>Copper</b>	<b>Lead</b>	<b>Mercury</b>	<b>Nickel</b>	<b>Silver</b>	<b>Zinc</b>
1993	140		10831	1699	28.1	25289	634	11347
1994	135	1266	9132	1372	47.8	18134	636	13324
1995	172	975	4598	889	43.1	15045	529	9348
1996	120	945	5218	616	15.7	14416	500	9552
1997	81	827	4393	727	13.1	13819	341	8585
1998	138	1236	3960	883	19.0	9797	396	9011
1999	105	844	3371	562	18.3	8338	337	7689
2000	83	340	2670	704	13.1	8369	253	9345
2001	74	377	3458	515	13.7	6595	212	6981
2002	29	232	2050	283	3.7	3774	179	5031
2003	36	190	1968	268	2.9	4838	184	6076
2004	43	222	1564	338	4.5	5694	132	4171
2005	43	274	1289	329	3.8	3062	103	4117
2006	22	174	1443	194	2.1	3199	71	4290
2007	36	282	1,632	382	1.0	2,505	62	3934
2008	15	257	1667	185	1.0	2282	64	3870
2009	19	220	1642	177	0.9	2640	34	3782
2010	22	271	1505	184	2.5	2518	23	3818
2011	70	438	1224	410	0.6	2863	76	4022
2012	10	144	465	73	0.4	1900	12	2445
2013	5	114	279	279	0.4	1452	7	2523
2014	6	132	334	64	0.4	1846	6	2828
2015	10	194	330	52	0.4	1503	5	2786

\* In 2011, several samples for Cadmium, Chromium, Lead, and Silver had to be analyzed on equipment with higher detection limits, resulting in an increase in loadings that was not actually reflective of what was being discharged at Field's Point.









***EFFLUENT DISSOLVED  
METALS DATA  
  
FIELD'S POINT***



Field's Point Dissolved Metals 2015

all results in ppb

MDL = method detection limit

Date	Cd				Cu				Ag				Al					
	Cd	MDL	Cr	Cr MDL	Cu	MDL	Pb	Pb MDL	Ni	Ni MDL	Ag	MDL	Zn	Zn MDL	Al	MDL	Fe	Fe MDL
1/6/2015	<b>0.04</b>	0.040	1.64	0.300	2.63	0.300	<b>0.30</b>	0.300	11.59	0.300	0.04	0.020	28.42	4.000	6.54	3.000	74.89	2.000
2/3/2015	<b>0.04</b>	0.040	2.31	0.300	2.81	0.300	<b>0.30</b>	0.300	13.16	0.300	0.03	0.020	30.77	4.000	7.32	3.000	90.19	2.000
3/3/2015	0.06	0.040	1.97	0.300	2.92	0.300	<b>0.30</b>	0.300	18.81	0.300	0.04	0.020	34.37	4.000	6.83	3.000	90.00	2.000
4/7/2015	0.08	0.040	0.94	0.300	2.38	0.300	0.34	0.300	14.28	0.300	<b>0.02</b>	0.020	30.81	4.000	4.05	3.000	65.30	2.000
5/5/2015	0.34	0.040	1.29	0.300	2.26	0.300	<b>0.30</b>	0.300	14.76	0.300	0.03	0.020	22.35	4.000	4.55	3.000	71.38	2.000
6/9/2015	<b>0.04</b>	0.040	1.28	0.300	1.65	0.300	<b>0.30</b>	0.300	9.98	0.300	<b>0.02</b>	0.020	20.31	4.000	16.98	3.000	77.55	2.000
7/7/2015	<b>0.04</b>	0.040	1.57	0.300	1.45	0.300	<b>0.30</b>	0.300	7.04	0.300	<b>0.02</b>	0.020	20.07	4.000	4.50	3.000	78.79	2.000
8/18/2015	<b>0.04</b>	0.040	1.40	0.300	1.49	0.300	<b>0.30</b>	0.300	12.88	0.300	<b>0.02</b>	0.020	19.91	4.000	3.59	3.000	74.90	3.000
9/15/2015	<b>0.04</b>	0.040	1.35	0.300	1.36	0.300	<b>0.30</b>	0.300	12.32	0.300	<b>0.02</b>	0.020	18.36	4.000	9.99	3.000	73.14	3.000
10/6/2015	<b>0.04</b>	0.040	1.52	0.300	1.85	0.300	<b>0.30</b>	0.300	11.88	0.300	<b>0.02</b>	0.020	25.11	4.000	22.54	3.000	69.92	3.000
11/3/2015	0.05	0.040	1.75	0.300	2.07	0.300	<b>0.30</b>	0.300	13.44	0.300	<b>0.02</b>	0.020	24.80	4.000	4.52	3.000	71.70	3.000
12/8/2015	0.03	0.020	2.74	0.300	2.29	0.300	<b>0.30</b>	0.300	19.08	0.300	0.03	0.020	22.77	4.000	9.07	3.000	53.15	3.000

\*Bold numbers are results that were reported at < detection limit

	Cd	Cr	Cu	Pb	Ni	Ag	Zn	Al	Fe
yearly average concentration	<0.07	1.65	2.10	<0.30	13.27	<0.03	24.84	8.37	74.24
yearly median concentration	0.04	1.55	2.17	0.30	13.02	0.02	23.79	6.68	74.02
yearly minimum concentration	0.03	0.94	1.36	<0.30	7.04	<0.02	18.36	3.59	53.15
yearly maximum concentration	0.34	2.74	2.92	0.34	19.08	0.04	34.37	22.54	90.19

***BIOASSAY DATA***

***FIELD'S POINT***

Field's Point WWTF Bioassay Results - 2015						
<i>Americamysis bahia</i>						
Acute	1st Quarter, 2015			2nd Quarter, 2015		
Test	Result	Permit Limit	Pass Y/N	Result	Permit Limit	Pass Y/N
LC <sub>50</sub>	>100%	>100%	Y	>100%	>100%	Y
A-NOEC	100%	N/A**	N/A	100%	N/A**	N/A
	3rd Quarter, 2015			4th Quarter, 2015		
Test	Result	Permit Limit	Pass Y/N	Result	Permit Limit	Pass Y/N
LC <sub>50</sub>	>100%	>100%	N	≥100%	>100%	Y
A-NOEC	100%	N/A**	N/A	NC	N/A**	N/A

\* NOTE - % indicates Percent Effluent

\*\* No permit limit exists for A-NOEC

LC<sub>50</sub> LC<sub>50</sub> is the effluent concentration that causes 50% mortality during the acute toxicity test duration.

A-NOEC No observable effect concentration: Highest concentration of the effluent in which 90% or more of the test animals survive

Acute Test continuous exposure to effluent for 48 hours

NC Not calculated

Field's Point WWTF Bioassay Results - 2015						
<i>Arbacia punctulata</i>						
Chronic	1st Quarter, 2015			2nd Quarter, 2015		
Test	Result	Permit Limit	Pass Y/N	Result	Permit Limit	Pass Y/N
C-NOEC	100%	Required monitoring: No Limit	Y	100.0%	Required monitoring: No Limit	Y
	3rd Quarter, 2015			4th Quarter, 2015		
Test	Result	Permit Limit	Pass Y/N	Result	Permit Limit	Pass Y/N
C-NOEC	100%	Required monitoring: No Limit	Y	100%	Required monitoring: No Limit	Y

\* NOTE - % indicates Percent Effluent

C-NOEC Highest concentration of effluent with no observed effect on fertilization rates

Chronic test Tests for sublethal effects of effluent on specifically on fertilization rates of *A. punctulata* eggs. Exposure rate is 60 minutes

***OIL AND GREASE DATA***

***FIELD'S POINT***

**Field's Point Oil & Grease 2015**

<b>Date</b>	<b>Influent Flow MGD</b>	<b>Effluent Flow MGD</b>	<b>Influent Average ppm</b>	<b>Effluent Average ppm</b>
<b>1/7/2014</b>	39.45	39.45	8.26	<4.0
<b>2/4/2014</b>	33.86	33.86	22.60	<4.0
<b>3/4/2014</b>	51.99	51.99	16.25	<4.0
<b>4/8/2014</b>	48.77	48.77	15.22	<4.0
<b>5/6/2014</b>	36.64	36.64	14.03	<4.0
<b>6/3/2014</b>	42.34	42.34	24.40	<4.0
<b>7/8/2014</b>	37.56	37.56	19.76	<4.0
<b>8/5/2014</b>	32.79	32.79	16.16	<4.0
<b>9/9/2014</b>	32.84	32.34	30.40	<4.0
<b>10/7/2014</b>	35.38	35.38	21.90	<4.0
<b>11/18/2014</b>	33.35	33.35	19.21	<4.0
<b>12/2/2014</b>	37.41	37.41	22.17	<4.0

***BOD, TSS, AND FECAL  
COLIFORM DATA***

***FIELD'S POINT***

Field's Point 2015 Wastewater Treatment Plant  
TSS, BOD and Fecal Coliform Data

Date	Fecal Coliform	Influent Flow (MGD)	Raw Influent TSS (mg/L)	Raw Influent BOD (mg/L)	Final Effluent TSS (mg/L)	Final Effluent BOD (mg/L)
	Bacteria (MPN/100mL)					
1/1/2015	2.0	36.57	120.67	154.84	7.33	5.45
1/2/2015	2.0	37.54	120.67	200.52	4.33	5.38
1/3/2015	3.7	50.63	148.67	396.60	4.67	7.20
1/4/2015	2.0	59.23	82.00	165.44	5.67	9.95
1/5/2015	2.0	42.24	105.33	214.66	5.00	7.66
1/6/2015	2.0	38.57	107.33	155.48	6.67	7.02
1/7/2015	2.0	39.99	120.67	191.68	9.00	7.94
1/8/2015	2.0	40.22	114.67	148.98	7.33	8.29
1/9/2015	2.0	38.63	136.67	188.53	5.67	7.55
1/10/2015	2.0	36.80	146.00	187.93	6.67	5.05
1/11/2015	2.0	39.13	124.67	203.36	9.33	6.58
1/12/2015	2.0	51.46	150.00	152.50	6.33	6.11
1/13/2015	4.0	39.34	118.00	183.88	9.33	6.51
1/14/2015	2.0	36.31	140.00	178.96	6.33	5.01
1/15/2015	2.0	36.15	138.00	196.61	7.00	4.31
1/16/2015	2.0	38.01	123.33	182.84	8.67	4.75
1/17/2015	2.0	35.82	153.33	224.26	2.33	6.84
1/18/2015	2.0	43.57	172.00	189.24	5.67	5.36
1/19/2015	2.0	39.38	120.67	187.41	8.33	5.76
1/20/2015	2.0	34.78	120.00	202.50	7.67	6.29
1/21/2015	2.0	36.16	130.67	209.60	5.33	5.73
1/22/2015	2.0	35.00	138.00	181.64	4.33	3.39
1/23/2015	2.0	34.36	130.00	210.69	<2.000	3.97
1/24/2015	2.0	50.55	140.67	175.42	3.67	5.17
1/25/2015	2.0	42.86	104.00	183.60	13.33	6.48
1/26/2015	2.0	34.75	123.33	199.18	6.33	4.83
1/27/2015	2.0	33.09	140.00	174.30	6.33	5.87
1/28/2015	2.0	35.50	148.00	205.47	7.33	4.67
1/29/2015	2.0	37.46	122.00	180.98	3.33	4.86
1/30/2015	2.0	35.31	124.00	211.75	6.33	5.21
1/31/2015	2.0	33.64	137.33	229.60	4.67	5.24
2/1/2015	2.0	34.52	158.67	210.99	6.00	4.20
2/2/2015	2.0	35.07	174.00	258.33	5.67	5.49
2/3/2015	2.0	33.86	157.33	230.73	4.67	5.36
2/4/2015	2.0	33.98	144.67	185.34	4.33	3.19
2/5/2015	2.0	33.79	129.33	214.41	6.67	4.90
2/6/2015	2.0	35.11	122.67	214.26	7.33	4.59
2/7/2015	2.0	33.80	130.00	241.67	3.00	4.83
2/8/2015	2.0	32.19	162.00	228.43	5.67	3.69
2/9/2015	2.0	32.43	147.33	227.69	4.33	3.77
2/10/2015	2.0	36.50	168.67	218.97	2.00	5.00
2/11/2015	2.0	32.88	155.33	253.49	5.33	5.69
2/12/2015	2.0	32.58	140.00	228.37	5.33	4.60
2/13/2015	2.0	31.83	170.67	250.09	4.33	4.51
2/14/2015	2.0	31.24	150.67	281.64	4.67	8.81

Field's Point 2015 Wastewater Treatment Plant  
TSS, BOD and Fecal Coliform Data

Date	Fecal Coliform	Influent Flow (MGD)	Raw Influent TSS (mg/L)	Raw Influent BOD (mg/L)	Final Effluent TSS (mg/L)	Final Effluent BOD (mg/L)
	Bacteria (MPN/100mL)					
2/15/2015	2.0	31.34	126.00	224.99	5.67	5.96
2/16/2015	2.0	35.50	152.00	224.91	2.33	5.60
2/17/2015	2.0	32.52	148.00	227.00	5.00	4.80
2/18/2015	2.0	32.12	167.33	240.16	3.33	4.76
2/19/2015	2.0	33.12	145.33	239.23	3.33	4.46
2/20/2015	2.0	33.22	171.33	229.68	3.78	4.74
2/21/2015	2.0	38.46	244.00	280.76	4.67	4.65
2/22/2015	2.0	40.76	170.67	221.42	6.67	5.94
2/23/2015	2.0	34.71	154.00	267.80	3.83	6.12
2/24/2015	2.0	32.48	124.00	222.72	3.83	4.68
2/25/2015	2.0	34.20	169.33	232.56	5.33	4.23
2/26/2015	2.0	32.05	156.67	275.99	5.17	4.94
2/27/2015	2.0	34.86	136.67	219.85	2.89	4.82
2/28/2015	2.0	32.91	144.00	228.05	6.67	4.46
3/1/2015	2.0	31.25	168.00	218.12	6.33	4.06
3/2/2015	2.0	36.84	149.33	242.55	3.33	6.20
3/3/2015	2.0	34.37	158.67	217.26	5.33	3.78
3/4/2015	4.0	50.28	165.33	182.67	4.67	4.28
3/5/2015	2.0	37.42	112.67	157.77	3.33	4.44
3/6/2015	2.0	35.85	140.67	222.20	4.00	4.86
3/7/2015	2.0	33.92	143.33	197.29	5.00	4.24
3/8/2015	2.0	36.57	127.33	197.71	4.33	4.71
3/9/2015	2.0	44.35	150.67	183.49	3.33	4.82
3/10/2015	2.0	51.37	166.67	168.62	4.17	5.50
3/11/2015	2.0	62.11	108.67	127.97	4.17	3.98
3/12/2015	2.8	54.14	122.67	135.18	5.50	4.49
3/13/2015	2.0	49.37	102.00	173.04	4.33	4.82
3/14/2015	2.0	64.80	107.33	105.81	8.00	5.69
3/15/2015	2.0	73.34	66.67	103.82	4.67	3.90
3/16/2015	2.0	72.70	62.00	120.99	4.50	4.77
3/17/2015	2.0	71.60	64.67	118.32	5.33	5.08
3/18/2015	2.0	66.36	68.00	126.58	5.67	6.04
3/19/2015	2.0	54.19	80.00	115.47	4.67	4.63
3/20/2015	2.0	52.15	83.33	138.54	4.56	4.81
3/21/2015	2.0	56.63	113.33	146.46	4.33	4.88
3/22/2015	2.0	48.56	91.33	137.67	7.67	5.70
3/23/2015	2.0	46.08	89.33	158.61	5.00	4.42
3/24/2015	2.0	46.67	97.33	153.46	3.33	3.72
3/25/2015	2.0	46.97	106.67	154.09	3.67	3.33
3/26/2015	2.0	61.88	149.33	127.20	4.17	5.58
3/27/2015	2.0	65.35	72.00	115.77	4.67	3.74
3/28/2015	2.0	65.83	71.33	126.71	7.67	4.79
3/29/2015	2.0	54.90	86.00	131.35	6.33	4.42
3/30/2015	2.0	52.38	84.67	153.30	3.83	6.57
3/31/2015	2.0	53.53	96.00	142.96	4.33	4.75
4/1/2015	2.0	48.49	97.33	150.68	4.50	5.18



Field's Point 2015 Wastewater Treatment Plant  
TSS, BOD and Fecal Coliform Data

Date	Fecal Coliform	Influent Flow (MGD)	Raw Influent TSS (mg/L)	Raw Influent BOD (mg/L)	Final Effluent TSS (mg/L)	Final Effluent BOD (mg/L)
	Bacteria (MPN/100mL)					
4/2/2015	2.0	49.35	100.67	146.62	4.33	5.07
4/3/2015	2.0	50.90	120.67	191.27	4.44	5.52
4/4/2015	2.0	52.88	100.67	148.20	6.33	4.12
4/5/2015	2.0	48.91	98.67	131.61	8.67	4.30
4/6/2015	2.0	45.68	114.67	135.90	2.00	4.83
4/7/2015	2.0	57.21	130.00	138.23	5.67	5.20
4/8/2015	2.0	52.57	100.00	137.41	5.67	3.88
4/9/2015	2.0	51.67	116.00	152.49	7.00	3.51
4/10/2015	2.0	51.21	112.67	154.26	5.67	3.72
4/11/2015	2.0	45.02	98.67	175.46	4.67	5.82
4/12/2015	2.0	43.69	105.33	150.45	<2.000	4.41
4/13/2015	2.0	46.19	138.00	148.66	8.33	3.53
4/14/2015	2.0	42.25	131.33	160.97	9.67	4.12
4/15/2015	2.0	42.77	130.00	172.18	7.67	4.25
4/16/2015	2.0	43.82	141.33	156.23	4.67	3.54
4/17/2015	2.0	43.62	108.00	192.47	2.22	4.15
4/18/2015	2.0	40.51	124.00	214.05	8.00	3.55
4/19/2015	2.0	43.48	140.67	180.85	8.33	4.82
4/20/2015	2.8	62.75	182.67	126.35	11.67	5.31
4/21/2015	2.8	66.64	83.33	123.50	5.67	4.93
4/22/2015	2.0	68.09	78.00	105.72	5.33	3.08
4/23/2015	2.0	62.39	79.33	134.11	7.00	5.19
4/24/2015	2.0	45.42	97.33	153.40	2.44	2.62
4/25/2015	2.0	43.34	110.67	172.45	2.67	2.93
4/26/2015	2.8	45.11	122.00	160.67	6.33	3.03
4/27/2015	2.8	44.35	127.33	176.85	8.00	4.58
4/28/2015	2.0	40.91	143.33	157.20	5.00	2.91
4/29/2015	2.0	43.98	138.00	164.14	5.33	3.68
4/30/2015	2.8	39.82	142.67	175.62	8.33	4.42
5/1/2015	2.0	40.00	123.33	178.65	2.33	4.50
5/2/2015	2.0	38.54	114.00	169.75	3.67	4.56
5/3/2015	2.0	41.64	140.67	165.34	6.00	5.13
5/4/2015	2.0	37.92	152.00	194.01	5.67	6.48
5/5/2015	2.0	39.23	126.67	203.13	4.33	7.14
5/6/2015	2.5	38.88	133.33	171.85	3.67	5.40
5/7/2015	2.0	37.90	127.33	207.70	2.78	6.11
5/8/2015	2.0	36.73	130.00	173.20	<2.000	5.49
5/9/2015	2.0	37.26	142.00	197.23	4.00	5.67
5/10/2015	2.0	39.06	136.67	175.45	3.00	7.03
5/11/2015	4.0	39.34	164.00	239.38	4.00	6.40
5/12/2015	2.0	38.46	181.33	230.19	4.00	5.32
5/13/2015	2.0	36.28	137.33	168.93	3.33	4.41
5/14/2015	2.0	35.72	134.00	180.07	2.33	4.39
5/15/2015	2.0	35.91	146.00	179.41	3.44	4.39
5/16/2015	2.0	37.02	173.33	198.84	4.33	4.13
5/17/2015	2.0	34.82	138.00	211.65	4.33	6.28

Field's Point 2015 Wastewater Treatment Plant  
TSS, BOD and Fecal Coliform Data

Date	Fecal Coliform	Influent Flow (MGD)	Raw Influent TSS (mg/L)	Raw Influent BOD (mg/L)	Final Effluent TSS (mg/L)	Final Effluent BOD (mg/L)
	Bacteria (MPN/100mL)					
5/18/2015	2.0	35.40	154.00	196.98	4.00	4.43
5/19/2015	2.0	43.53	151.33	204.20	3.33	4.29
5/20/2015	2.0	33.51	101.33	223.43	4.33	4.34
5/21/2015	2.0	34.39	127.33	188.36	2.44	5.24
5/22/2015	2.8	35.11	130.00	213.06	2.44	4.25
5/23/2015	2.0	32.62	135.33	295.60	2.67	4.24
5/24/2015	2.0	33.04	144.67	186.97	3.67	4.93
5/25/2015	2.0	31.61	165.33	222.07	2.67	4.58
5/26/2015	2.0	32.47	157.33	193.76	4.67	4.67
5/27/2015	2.0	33.04	140.67	197.39	3.33	4.57
5/28/2015	2.0	34.93	155.33	178.05	3.67	4.95
5/29/2015	2.0	31.25	146.00	226.02	2.44	6.15
5/30/2015	2.0	31.92	138.67	225.08	2.67	5.97
5/31/2015	2.0	48.41	240.00	198.30	23.67	16.34
6/1/2015	2.0	62.01	121.33	153.86	8.33	9.88
6/2/2015	2.0	54.91	86.00	148.03	3.33	4.61
6/3/2015	2.0	39.70	94.67	165.25	2.33	3.08
6/4/2015	2.0	33.29	136.67	168.17	4.00	3.48
6/5/2015	2.0	33.40	156.00	216.90	3.89	4.03
6/6/2015	2.8	34.36	139.33	194.75	5.33	4.39
6/7/2015	2.0	32.36	143.33	181.05	5.67	4.55
6/8/2015	4.0	32.10	140.00	181.80	2.00	3.87
6/9/2015	2.8	34.78	138.67	185.85	4.33	4.19
6/10/2015	2.0	31.10	136.67	223.05	3.67	4.52
6/11/2015	2.0	33.24	145.33	193.04	2.33	4.41
6/12/2015	2.0	30.95	152.67	195.59	3.89	4.47
6/13/2015	2.0	33.95	148.00	207.35	5.33	4.95
6/14/2015	2.0	31.72	162.67	208.25	5.33	4.57
6/15/2015	2.8	57.49	142.00	154.90	7.67	5.20
6/16/2015	2.0	55.77	90.00	129.88	3.33	3.70
6/17/2015	2.0	33.04	121.33	187.69	7.33	5.06
6/18/2015	2.8	32.08	133.33	176.25	3.67	3.17
6/19/2015	2.0	34.93	126.67	165.15	2.67	3.08
6/20/2015	2.0	37.66	170.00	189.60	3.33	3.03
6/21/2015	4.7	71.65	130.67	93.41	8.33	4.16
6/22/2015	2.0	60.09	77.33	122.01	2.00	4.40
6/23/2015	2.0	60.49	85.33	116.43	2.00	3.79
6/24/2015	2.0	39.99	103.33	156.58	2.33	4.23
6/25/2015	2.0	34.77	120.67	178.21	<2.000	4.51
6/26/2015	2.0	33.00	132.67	93.41	2.67	4.16
6/27/2015	4.7	46.98	104.67	122.01	9.67	4.40
6/28/2015	8.5	63.49	72.00	97.40	3.67	3.93
6/29/2015	4.0	49.05	91.33	140.54	2.50	4.58
6/30/2015	2.0	41.89	100.67	160.08	2.33	5.25
7/1/2015	3.2	51.86	120.67	133.56	2.17	5.46
7/2/2015	1.0	46.04	108.00	154.58	4.00	4.80

Field's Point 2015 Wastewater Treatment Plant  
TSS, BOD and Fecal Coliform Data

Date	Fecal Coliform		Raw Influent TSS (mg/L)	Raw Influent BOD (mg/L)	Final Effluent TSS (mg/L)	Final Effluent BOD (mg/L)
	Bacteria (MPN/100mL)	Influent Flow (MGD)				
7/3/2015	1.0	34.73	119.33	156.64	5.00	5.39
7/4/2015	1.4	33.91	137.33	165.44	4.67	5.32
7/5/2015	1.0	34.11	120.67	140.89	6.67	5.72
7/6/2015	1.4	35.65	137.33	165.80	5.67	5.79
7/7/2015	1.4	36.29	153.33	174.71	4.00	5.10
7/8/2015	1.3	48.93	177.33	174.94	5.33	5.56
7/9/2015	1.4	53.26	103.33	138.96	3.50	4.60
7/10/2015	2.8	49.27	100.67	120.40	4.33	4.32
7/11/2015	2.0	38.99	119.33	142.79	4.33	4.92
7/12/2015	2.0	34.48	121.33	130.14	6.67	4.74
7/13/2015	1.0	36.85	136.00	146.62	4.00	4.51
7/14/2015	1.0	45.71	202.67	147.56	11.00	5.38
7/15/2015	1.0	44.59	143.33	130.27	3.33	4.53
7/16/2015	1.0	39.65	128.00	135.21	5.00	3.10
7/17/2015	1.0	34.79	120.67	152.65	<2.000	4.12
7/18/2015	1.4	32.89	132.00	176.60	4.00	4.12
7/19/2015	1.4	33.62	141.33	155.33	4.00	5.05
7/20/2015	1.4	33.43	148.00	163.57	6.67	5.90
7/21/2015	1.0	33.90	151.33	153.54	3.00	4.60
7/22/2015	2.5	32.73	130.00	180.35	2.11	4.52
7/23/2015	1.4	35.66	144.00	157.37	7.33	4.62
7/24/2015	1.4	31.52	156.67	161.76	4.67	3.58
7/25/2015	2.0	31.23	154.67	187.92	3.67	3.25
7/26/2015	3.3	32.86	153.33	176.65	6.00	3.60
7/27/2015	1.0	35.46	174.00	196.51	3.56	3.86
7/28/2015	2.8	33.37	168.00	190.56	3.33	3.78
7/29/2015	1.3	31.76	142.67	191.66	4.33	3.75
7/30/2015	2.0	36.17	156.00	184.09	2.33	3.82
7/31/2015	1.0	30.74	130.67	191.92	3.22	3.28
8/1/2015	2.0	32.11	178.00	192.43	6.00	3.52
8/2/2015	1.0	32.32	149.33	169.31	5.33	3.27
8/3/2015	2.0	31.75	134.00	187.66	3.33	2.80
8/4/2015	8.8	57.77	127.33	127.29	5.00	4.29
8/5/2015	1.3	32.48	124.00	155.37	4.00	2.81
8/6/2015	1.0	30.73	122.67	160.64	3.33	2.69
8/7/2015	1.4	30.64	152.67	172.28	3.33	2.94
8/8/2015	1.4	29.16	146.00	176.13	3.33	3.46
8/9/2015	2.8	31.14	154.00	185.81	5.00	2.52
8/10/2015	2.0	29.99	175.33	218.87	2.67	2.87
8/11/2015	1.0	53.14	143.33	146.67	5.83	3.78
8/12/2015	2.5	53.10	87.33	115.37	3.83	3.26
8/13/2015	4.7	32.29	120.00	166.72	2.67	3.93
8/14/2015	2.0	30.49	136.67	182.33	4.67	3.62
8/15/2015	1.4	30.79	150.67	196.96	4.00	3.62
8/16/2015	1.4	31.80	139.33	169.92	4.67	3.33
8/17/2015	1.4	30.49	127.33	186.22	2.83	3.04

Field's Point 2015 Wastewater Treatment Plant  
TSS, BOD and Fecal Coliform Data

Date	Fecal Coliform	Influent Flow (MGD)	Raw Influent TSS (mg/L)	Raw Influent BOD (mg/L)	Final Effluent TSS (mg/L)	Final Effluent BOD (mg/L)
	Bacteria (MPN/100mL)					
8/18/2015	1.0	31.33	134.00	180.21	2.83	2.45
8/19/2015	1.3	30.01	134.00	178.60	2.00	2.75
8/20/2015	1.4	33.54	145.33	173.32	2.67	4.41
8/21/2015	2.8	30.06	165.33	168.64	3.44	4.46
8/22/2015	1.0	29.03	156.67	186.41	5.33	4.98
8/23/2015	2.0	29.19	130.67	165.77	6.33	5.30
8/24/2015	2.8	30.11	153.33	197.89	6.33	5.09
8/25/2015	3.3	29.73	188.67	193.21	7.00	6.16
8/26/2015	2.0	28.28	154.00	145.99	6.00	5.48
8/27/2015	1.0	28.67	160.00	180.34	5.33	5.35
8/28/2015	1.4	30.20	166.00	176.86	2.89	5.43
8/29/2015	2.0	27.97	163.33	199.05	7.67	5.67
8/30/2015	1.0	29.72	162.67	201.57	7.67	5.66
8/31/2015	1.4	28.34	162.00	206.24	7.67	6.84
9/1/2015	2.0	30.44	168.67	201.72	8.67	5.63
9/2/2015	4.0	28.95	146.00	190.16	3.50	5.08
9/3/2015	6.8	30.75	144.67	178.85	3.83	5.68
9/4/2015	3.6	30.28	152.67	203.81	6.33	4.49
9/5/2015	2.0	27.62	148.00	211.86	6.67	5.09
9/6/2015	1.4	29.85	143.33	193.06	7.33	5.06
9/7/2015	1.4	29.33	172.67	218.90	9.33	5.78
9/8/2015	1.0	30.73	209.33	230.74	8.33	5.77
9/9/2015	1.0	29.21	169.33	200.44	12.67	6.82
9/10/2015	2.6	53.87	230.00	165.79	12.33	5.59
9/11/2015	2.8	49.91	98.67	138.31	5.56	3.88
9/12/2015	2.0	32.67	129.33	204.89	6.33	5.52
9/13/2015	6.0	29.01	140.00	181.49	7.33	4.67
9/14/2015	2.0	29.42	138.00	199.32	7.33	5.58
9/15/2015	1.0	28.88	146.00	185.92	5.33	5.39
9/16/2015	1.0	28.32	158.67	204.43	7.67	6.24
9/17/2015	2.0	31.66	160.67	174.66	7.00	5.02
9/18/2015	1.4	28.19	150.67	192.24	6.22	4.88
9/19/2015	1.4	28.08	150.00	204.29	7.67	4.85
9/20/2015	1.4	29.23	169.33	227.16	7.67	4.92
9/21/2015	2.8	28.33	174.67	218.81	7.67	3.87
9/22/2015	2.0	27.48	150.67	196.82	2.33	4.14
9/23/2015	2.0	28.33	162.00	219.63	6.67	3.98
9/24/2015	4.0	29.52	151.33	196.97	5.67	3.53
9/25/2015	1.4	27.47	170.67	219.23	4.22	3.20
9/26/2015	1.0	27.62	160.67	204.53	11.67	2.85
9/27/2015	2.0	29.36	137.33	216.85	6.33	3.08
9/28/2015	2.8	27.57	173.33	214.86	4.33	3.79
9/29/2015	1.0	40.33	286.67	222.04	3.50	3.68
9/30/2015	11.6	82.88	137.33	110.56	8.33	4.95
10/1/2015	2.0	57.35	107.33	101.56	4.00	2.48
10/2/2015	2.0	61.49	103.33	123.65	5.56	2.61

Field's Point 2015 Wastewater Treatment Plant  
TSS, BOD and Fecal Coliform Data

Date	Fecal Coliform		Raw Influent TSS (mg/L)	Raw Influent BOD (mg/L)	Final Effluent TSS (mg/L)	Final Effluent BOD (mg/L)
	Bacteria (MPN/100mL)	Influent Flow (MGD)				
10/3/2015	2.0	35.45	120.00	147.07	6.67	2.16
10/4/2015	19.3	31.14	112.67	145.54	10.00	2.89
10/5/2015	1.0	31.14	190.00	197.78	5.67	3.01
10/6/2015	1.4	28.58	144.00	225.57	3.50	3.05
10/7/2015	2.0	30.38	162.00	173.24	6.33	2.99
10/8/2015	1.4	31.93	181.33	162.78	9.00	3.14
10/9/2015	2.8	32.92	191.33	184.99	5.44	3.29
10/10/2015	1.4	28.71	124.00	210.09	3.67	2.94
10/11/2015	4.8	30.60	133.33	133.30	3.67	2.88
10/12/2015	5.7	29.48	134.00	197.14	2.67	3.01
10/13/2015	4.0	39.18	157.33	174.30	3.83	3.45
10/14/2015	1.3	29.90	136.00	188.32	2.33	3.40
10/15/2015	1.4	28.54	116.00	166.37	2.67	3.33
10/16/2015	5.3	27.73	160.00	189.34	4.56	3.44
10/17/2015	9.5	31.65	174.00	203.28	4.00	3.31
10/18/2015	5.7	28.67	136.00	190.47	3.00	3.34
10/19/2015	5.1	29.09	144.67	182.61	<2.000	4.23
10/20/2015	2.8	27.58	176.67	214.75	2.33	3.63
10/21/2015	2.5	27.97	158.00	209.84	3.83	4.13
10/22/2015	5.1	29.82	160.67	174.14	4.33	3.77
10/23/2015	1.0	28.49	166.00	197.09	5.00	3.46
10/24/2015	2.0	27.81	162.67	203.61	4.33	3.89
10/25/2015	4.0	29.58	160.00	203.24	5.00	3.92
10/26/2015	2.0	28.64	169.33	213.39	7.33	3.99
10/27/2015	1.4	28.18	178.67	195.70	5.67	4.10
10/28/2015	19.7	57.19	236.00	163.51	15.67	5.41
10/29/2015	5.5	56.92	131.33	109.85	14.67	5.11
10/30/2015	1.4	56.08	90.00	120.88	7.89	4.82
10/31/2015	4.0	54.45	94.67	126.73	8.33	4.99
11/1/2015	1.0	30.69	146.67	172.71	7.33	3.62
11/2/2015	7.5	29.14	161.33	185.89	7.33	3.73
11/3/2015	1.0	29.27	150.00	202.59	4.22	3.44
11/4/2015	1.0	30.77	170.00	205.29	6.33	3.82
11/5/2015	2.0	32.61	171.33	178.08	3.56	4.43
11/6/2015	1.0	28.12	164.00	203.49	4.67	4.52
11/7/2015	1.4	29.13	160.67	193.32	11.67	7.34
11/8/2015	3.3	29.51	149.33	181.80	7.67	3.85
11/9/2015	2.8	29.13	174.00	194.34	6.67	3.52
11/10/2015	2.0	42.86	218.67	191.01	8.33	5.78
11/11/2015	1.6	33.26	128.67	167.11	4.00	3.88
11/12/2015	2.0	30.27	157.33	187.29	7.33	4.32
11/13/2015	2.0	29.41	140.67	170.80	5.44	4.53
11/14/2015	1.0	28.84	161.33	243.53	4.33	3.32
11/15/2015	1.0	30.67	148.00	207.37	4.67	4.39
11/16/2015	1.4	28.43	171.33	238.15	8.00	5.15
11/17/2015	1.4	28.46	164.00	257.70	3.00	3.02

Field's Point 2015 Wastewater Treatment Plant  
TSS, BOD and Fecal Coliform Data

Date	Fecal Coliform		Raw Influent TSS (mg/L)	Raw Influent BOD (mg/L)	Final Effluent TSS (mg/L)	Final Effluent BOD (mg/L)
	Bacteria (MPN/100mL)	Influent Flow (MGD)				
11/18/2015	1.0	28.06	177.33	247.66	3.33	2.87
11/19/2015	4.1	43.48	202.67	182.05	6.44	4.61
11/20/2015	5.3	58.33	87.33	131.66	6.22	5.02
11/21/2015	2.0	55.18	93.33	130.44	5.33	4.13
11/22/2015	4.0	49.11	106.67	168.48	5.67	3.61
11/23/2015	2.0	33.68	122.00	186.69	3.33	2.99
11/24/2015	2.0	30.28	132.00	172.04	4.33	3.36
11/25/2015	1.3	29.08	142.67	201.22	2.33	3.13
11/26/2015	2.0	30.26	164.00	226.49	4.67	3.30
11/27/2015	2.0	29.75	136.67	195.39	2.33	3.12
11/28/2015	1.4	33.47	175.33	202.23	4.67	3.39
11/29/2015	1.0	28.93	134.00	175.92	4.67	2.61
11/30/2015	1.4	30.41	109.33	184.85	5.33	2.89
12/1/2015	1.0	40.22	177.33	198.86	<2.000	3.43
12/2/2015	1.3	34.59	128.00	197.26	4.33	3.54
12/3/2015	1.4	28.68	138.00	180.33	6.33	3.43
12/4/2015	1.0	30.10	150.67	205.12	3.00	3.79
12/5/2015	1.0	31.62	132.67	188.31	4.67	4.50
12/6/2015	2.8	30.16	140.00	182.30	6.67	4.76
12/7/2015	2.0	29.69	172.00	177.74	3.33	4.64
12/8/2015	2.0	31.34	152.67	221.88	4.00	5.18
12/9/2015	1.0	29.14	158.67	196.07	5.11	5.28
12/10/2015	1.0	29.30	148.67	206.44	3.78	5.57
12/11/2015	1.4	29.00	161.33	223.32	3.44	5.36
12/12/2015	1.0	31.91	147.33	215.00	4.33	5.48
12/13/2015	1.0	28.88	154.67	218.85	5.33	4.92
12/14/2015	2.0	43.35	189.33	204.48	7.33	6.49
12/15/2015	1.4	48.66	110.00	151.71	6.33	5.22
12/16/2015	1.0	29.34	138.67	194.23	5.67	3.67
12/17/2015	1.0	49.15	140.00	159.69	4.89	5.30
12/18/2015	1.0	40.74	107.33	150.05	3.22	3.73
12/19/2015	1.4	29.86	135.33	213.67	6.33	3.68
12/20/2015	1.4	29.01	124.00	175.21	8.00	3.12
12/21/2015	1.4	32.53	150.67	198.80	6.00	6.19
12/22/2015	1.0	35.48	206.00	210.51	4.67	5.95
12/23/2015	1.9	49.80	172.67	155.88	6.33	4.11
12/24/2015	1.4	60.88	73.33	101.00	3.89	2.93
12/25/2015	1.0	56.82	72.00	106.62	2.89	2.32
12/26/2015	1.0	46.51	183.33	171.34	3.00	2.59
12/27/2015	1.0	33.33	118.67	143.76	5.33	2.89
12/28/2015	1.4	34.36	142.00	177.31	8.00	3.55
12/29/2015	1.4	54.81	134.00	139.23	7.33	5.48
12/30/2015	1.6	43.73	124.67	155.57	7.11	5.92
12/31/2015	3.6	36.76	110.67	163.93	5.00	5.38

***SLUDGE DATA***

***FIELD'S POINT***

Field's Point Metals Loading from Final Sludge (lbs/yr)

Date	Sludge Dry Tons	Arsenic ppm	Beryllium lbs	Cadmium ppm	Chromium lbs	Copper ppm	Cyanide lbs	Lead ppm	Mercury lbs	Molybdenum ppm	Nickel lbs	Selenium ppm	Silver lbs	Zinc ppm
1/6/2015	28.67	5.43	0.18	2.36	44.05	212.37	3.90	62.53	0.52	5.17	35.00	13.08	11.11	458.16
1/20/2015	21.52	6.56	0.24	2.65	59.82	281.83	3.40	90.49	0.31	6.67	65.95	14.78	12.60	611.58
Monthly Avg:	25.10	5.99	0.21	2.50	51.93	247.10	3.65	76.51	0.42	5.92	50.48	13.93	11.85	534.87
Monthly Total in lbs.	1,271,440		7.62	0.27	3.18	66.03	314.17	4.64	0.53	7.53	64.18	17.71	15.07	680.06
2/3/2015	14.26	4.42	0.30	2.07	39.45	218.14	5.25	42.72	0.16	4.27	36.17	11.56	11.13	418.10
2/17/2015	28.25	4.98	0.29	2.92	48.40	279.85	3.23	41.71	0.19	5.39	54.03	13.68	14.77	498.09
Monthly Avg:	21.26	4.70	0.30	2.50	43.92	248.99	4.24	42.22	0.18	4.83	45.10	12.62	12.95	458.09
Monthly Total in lbs.	1,126,420		5.29	0.33	2.81	49.48	280.47	4.78	0.20	5.44	50.81	14.21	14.58	516.01
3/3/2015	29.02	4.13	0.16	2.86	48.59	242.96	7.20	44.66	0.14	5.32	49.13	13.31	11.52	471.63
3/17/2015	41.42	4.93	0.17	3.22	48.55	213.18	10.00	63.95	0.09	4.39	41.92	11.16	6.84	426.35
Monthly Avg:	35.22	4.53	0.16	3.04	48.57	228.07	8.60	54.31	0.11	4.86	45.52	12.23	9.18	448.99
Monthly Total in lbs.	1,474,780		6.68	0.24	4.49	71.63	336.35	12.68	0.17	7.16	67.14	18.04	13.54	662.17
4/7/2015	29.28	5.18	0.30	3.46	65.88	235.02	14.10	61.07	0.70	5.09	39.23	9.66	6.57	457.08
4/21/2015	30.68	6.12	0.34	4.64	84.26	318.97	8.77	80.17	0.55	6.94	59.87	10.87	9.06	603.83
Monthly Avg:	29.98	5.65	0.32	4.05	75.07	276.99	11.44	70.62	0.63	6.02	49.55	10.26	7.81	530.45
Monthly Total in lbs.	1,482,600		8.38	0.48	6.00	111.30	410.67	16.95	0.93	8.92	73.46	15.22	11.58	786.45
5/5/2015	29.9	4.49	0.06	4.04	44.15	191.25	3.64	43.25	0.33	5.92	31.28	8.40	6.49	387.85
5/19/2015	27.68	5.41	0.16	7.18	44.56	220.96	4.84	50.27	0.52	7.94	39.59	10.51	6.13	480.59
Monthly Avg:	28.79	4.95	0.11	5.61	44.35	206.10	4.24	46.76	0.43	6.93	35.43	9.46	6.31	434.22
Monthly Total in lbs.	1,357,700		6.72	0.15	7.62	60.22	279.82	5.76	0.58	9.40	48.11	12.84	8.57	589.54
6/2/2015	36.52	5.26	0.12	2.77	43.87	201.81	4.96	74.76	0.94	6.76	38.43	8.20	4.33	445.74
6/16/2015	34.9	4.61	0.09	1.75	51.67	215.45	4.70	85.51	0.58	5.98	35.35	7.09	4.60	513.37
Monthly Avg:	35.71	4.94	0.11	2.26	47.77	208.63	4.83	80.13	0.76	6.37	36.89	7.64	4.46	479.56
Monthly Total in lbs.	1,420,860		7.02	0.15	3.21	67.88	296.43	6.86	1.08	9.04	52.41	10.86	6.34	681.38
7/7/2015	33.02	6.66	0.09	1.41	51.34	234.63	4.10	76.20	0.41	7.00	33.69	9.93	3.87	561.50
7/21/2015	24.21	6.92	0.14	1.41	61.62	239.84	3.90	81.54	0.42	7.64	46.31	9.54	4.35	614.35
Monthly Avg:	28.62	6.79	0.12	1.41	56.48	237.23	4.00	78.87	0.42	7.32	40.00	9.73	4.11	587.93
Monthly Total in lbs.	1,338,380		9.09	0.16	1.88	75.59	317.51	5.35	0.56	9.79	53.53	13.03	5.50	786.87
8/4/2015	20.47	7.29	0.04	1.26	55.08	227.86	4.00	74.30	0.35	8.44	38.44	11.16	4.42	578.57
8/18/2015	19.32	6.84	0.16	1.24	60.86	276.25	4.30	81.15	0.53	7.86	47.91	9.22	6.17	684.15
Monthly Avg:	19.89	7.07	0.10	1.25	57.97	252.06	4.15	77.73	0.44	8.15	43.18	10.19	5.30	631.36
Monthly Total in lbs.	1,077,420		7.61	0.11	1.34	62.46	271.57	4.47	0.47	8.78	46.52	10.97	5.71	680.24
9/1/2015	18.88	7.00	0.22	1.34	70.36	254.76	1.80	60.86	0.45	8.67	45.49	9.26	6.19	640.95
9/15/2015	25.96	7.82	0.22	1.43	55.09	279.45	1.70	83.84	0.63	9.39	53.48	8.83	6.17	723.76
Monthly Avg:	22.42	7.41	0.22	1.38	62.72	267.11	1.75	72.35	0.54	9.03	49.49	9.04	6.18	682.36
Monthly Total in lbs.	1,183,750		8.77	0.26	1.64	74.25	316.19	2.07	0.64	10.69	58.58	10.70	7.32	807.74
10/6/2015	20.80	6.21	0.10	1.37	57.04	247.51	1.89	84.50	0.43	6.81	46.41	9.07	5.80	527.89
10/20/2015	33.58	7.36	0.04	4.89	58.31	287.37	2.60	63.14	0.29	7.55	44.47	10.34	5.56	807.57
Monthly Avg:	27.19	6.78	0.07	3.13	57.68	267.44	2.25	73.82	0.36	7.18	45.44	9.71	5.68	667.73
Monthly Total in lbs.	1,265,042		8.58	0.09	3.96	72.97	338.32	2.84	0.46	9.08	57.48	12.28	7.19	844.71
11/3/2015	19.83	5.50	0.08	3.99	40.48	211.85	2.27	60.41	0.45	6.23	32.30	9.31	4.13	490.83
11/17/2015	21.54	4.48	0.07	2.18	28.37	175.17	2.37	38.25	0.34	4.23	24.53	6.81	3.33	377.06
Monthly Avg:	20.69	4.99	0.08	3.08	34.43	193.51	2.32	49.33	0.40	5.23	28.41	8.06	3.73	433.94
Monthly Total in lbs.	1,051,023		5.24	0.08	3.24	36.18	203.38	2.44	0.42	5.50	29.86	8.47	3.92	456.08
12/1/2015	20.99	4.95	0.12	2.26	33.57	214.54	1.58	42.51	0.35	4.85	31.19	6.73	3.93	444.97
12/8/2015	20.66	5.20	0.07	1.96	39.43	248.71	2.01	50.15	0.33	5.20	41.65	7.64	5.22	537.87
Monthly Avg:	20.83	5.07	0.09	2.11	36.50	231.63	1.80	46.33	0.34	5.02	36.42	7.19	4.58	491.42
Monthly Total in lbs.	1,377,272		6.98	0.13	2.91	50.27	319.01	2.47	0.47	6.92	50.16	9.90	6.30	676.82
<b>YEARLY TOTAL LBS</b>	<b>15,426,688</b>		<b>87.99</b>	<b>2.44</b>	<b>42.28</b>	<b>798.25</b>	<b>3683.90</b>	<b>71.32</b>	<b>990.96</b>	<b>6.48</b>	<b>98.26</b>	<b>652.25</b>	<b>154.23</b>	<b>105.62</b>



**Field's Point Metals Loading from Final Sludge (lbs/yr)**

<b>Year</b>	<b>Arsenic</b>	<b>Beryllium</b>	<b>Cadmium</b>	<b>Copper</b>	<b>Chromium</b>	<b>Lead</b>	<b>Mercury</b>	<b>Molybdeum</b>	<b>Nickel</b>	<b>Selenium</b>	<b>Silver</b>	<b>Zinc</b>	<b>Cyanide</b>
<b>1994</b>			202.7	13386.0	2628.1	4297.2	74.0		4626.2		1113.9	15683.7	281.0
<b>1995</b>			203.5	14962.8	2824.5	3700.2	55.0		4202.3		818.1	13071.5	189.3
<b>1996</b>	132.3	4.9	186.4	12461.8	3473.3	3389.6	47.8	205.1	3860.3		757.7	11615.1	239.8
<b>1997</b>			189.7	13674.5	3654.7	4122.1	53.9		3400.3		867.9	12323.5	189.6
<b>1998</b>	44.6		208.7	11207.8	2655.5	2879.9	36.9		2188.6		698.3	10101.5	127.1
<b>1999</b>	35.4		233.3	13490.2	2315.0	2516.8	28.8	164.7	1887.7	74.9	677.4	11549.1	90.1
<b>2000</b>	42.4	32.3	352.8	15019.4	1747.7	2544.9	12.0	84.1	1191.9	23.5	384.0	6482.0	49.6
<b>2001</b>	88.1	16.9	205.7	15120.0	2379.0	2611.1	26.3	204.6	2008.3	282.0	634.9	13297.6	111.0
<b>2002</b>	84.9	7.6	154.5	15758.0	1757.0	3156.0	27.9	190.1	1555.0	190.4	651.5	15148.0	79.6
<b>2003</b>	53.6	9.7	183.8	12993.4	1976.2	3008.8	28.4	98.1	1485.4	118.2	466.3	12773.9	60.8
<b>2004</b>	43.4	12.1	221.0	20910.1	3774.2	2608.5	23.8	103.2	2472.9	163.4	501.2	14645.1	95.9
<b>2005</b>	79.5	13.9	250.7	30477.9	4970.6	2867.9	29.6	190.3	3092.9	167.2	478.5	20592.3	78.6
<b>2006</b>	85.2	11.7	131.8	5889.2	1448.6	2616.6	16.7	193.4	1181.6	136.4	452.8	12290.6	56.9
<b>2007</b>	18.5	12.2	64.5	3862.6	612.1	1033.7	6.8	157.1	526.2	41.8	173.4	6833.0	67.5
<b>2008</b>	32.9	48.3	66.7	5426.0	856.5	1793.2	74.0	294.3	841.1	39.2	195.7	9914.5	113.8
<b>2009</b>	38.0	33.0	82.5	4792.0	919.6	1771.9	8.4	300.2	769.1	26.5	132.2	10442.8	121.1
<b>2010</b>	44.8	27.6	73.5	6111.0	928.9	1770.2	60.6	276.2	874.0	33.0	151.0	9897.7	94.6
<b>2011</b>	40.8	26.1	123.7	3795.4	1156.0	1613.2	7.5	261.0	790.7	43.0	115.9	9026.6	71.5
<b>2012</b>	33.8	28.5	78.3	3892.6	995.0	1269.2	8.1	285.5	818.7	114.5	185.3	8760.1	199.1
<b>2013</b>	75.1	3.6	48.0	4202.2	1006.5	1454.2	8.0	99.9	757.9	168.3	189.9	8772.9	83.2
<b>2014</b>	82.1	3.9	41.3	3873.3	846.3	1153.0	6.7	100.6	709.6	181.4	131.9	7457.4	59.7
<b>2015</b>	88.0	2.4	42.3	3683.9	798.3	991.0	6.5	98.3	652.2	154.2	105.6	8168.1	71.3

***INFLUENT LOADING DATA***

***BUCKLIN POINT***

Bucklin Point Influent Metals Al - Sn 2015  
all analyses in ppb

Date	Day of the Week	Influent Flow	Al	Fe	Se	As	Mo	Sn
1/6/2015	Tuesday	20.10	224.3	1030.0000	<1.000	1.108	2.826	<5.00
1/7/2015	Wednesday	19.20	237.7	1133.0000				<5.00
1/13/2015	Tuesday	18.37	1176.0000	1454.0000	<1.000	1.030	2.103	<5.00
1/14/2015	Wednesday	18.53	291.8	989.1				<5.00
1/20/2015	Tuesday	17.87	230.6	1073.0000	<1.000	1.101	1.166	<5.00
1/21/2015	Wednesday	17.47	276.2	1115.0000				<5.00
1/27/2015	Tuesday	15.90	192.0	966.2	<1.000	1.094	2.157	<5.00
1/28/2015	Wednesday	17.19	148.0	898.1				<5.00
2/3/2015	Tuesday	16.38	189.8	1062.0000	<1.000	1.233	4.559	<5.00
2/4/2015	Wednesday	17.19	223.1	1106.0000				<5.00
2/10/2015	Tuesday	16.31	226.2	1110.0000	<1.000	1.041	1.971	<5.00
2/11/2015	Wednesday	16.27	282.5	1229.0000				<5.00
2/17/2015	Tuesday	15.83	352.2	1209.0000	<1.000	1.089	3.332	<5.00
2/18/2015	Wednesday	16.43	259.1	1130.0000				<5.00
2/24/2015	Tuesday	15.94	417.1	1582.0000	<1.000	1.067	3.036	<5.00
2/25/2015	Wednesday	15.72	443.2	1510.0000				<5.00
3/3/2015	Tuesday	15.62	699.0	1835.0000	<1.000	1.227	2.094	<5.00
3/4/2015	Wednesday	25.18	1057.0000	2140.0000				<5.00
3/10/2015	Tuesday	21.97	913.7	2021.0000	1.041	1.204	2.460	<5.00
3/11/2015	Wednesday	32.17	1180.0000	2212.0000				<5.00
3/17/2015	Tuesday	30.62	341.2	1066.0000	<1.000	0.991	1.638	<5.00
3/18/2015	Wednesday	26.79	310.9	1026.0000				<5.00
3/24/2015	Tuesday	21.93	669.1	1018.0000	<1.000	0.860	1.822	<5.00
3/25/2015	Wednesday	22.82	266.7	1003.0000				<5.00
3/31/2015	Tuesday	26.24	314.5	846.6	<1.000	0.813	2.406	<5.00
4/1/2015	Wednesday	24.68	336.8	784.1				<5.00
4/7/2015	Tuesday	30.14	397.3	961.5	<1.000	0.920	1.805	<5.00
4/8/2015	Wednesday	24.39	350.1	1029.0000				<5.00
4/14/2015	Tuesday	22.29	251.3	1085.0000	<1.000	0.918	2.613	<5.00
4/15/2015	Wednesday	21.01	268.3	987.0				<5.00
4/21/2015	Tuesday	29.26	701.9	1639.0000	<1.000	1.119	1.787	<5.00
4/22/2015	Wednesday	24.84	241.1	998.7				<5.00
4/28/2015	Tuesday	21.89	294.2	1109.0000	<1.000	0.966	4.985	<5.00
4/29/2015	Wednesday	20.47	392.7	1125.0000				<5.00
5/5/2015	Tuesday	18.27	288.4	1136.0000	<1.000	1.024	2.096	<5.00
5/6/2015	Wednesday	18.14	332.7	1159.0000				<5.00
5/12/2015	Tuesday	20.54	508.4	1587.0000	<1.000	1.158	4.539	<5.00
5/13/2015	Wednesday	18.31	279.1	1115.0000				<5.00
5/19/2015	Tuesday	23.42	615.5	1426.0000	<1.000	1.087	13.767	<5.00
5/20/2015	Wednesday	17.89	617.8	1141.0000				<5.00
5/26/2015	Tuesday	16.64	158.7	829.1	<1.000	0.897	1.514	<5.00
5/27/2015	Wednesday	16.71	188.9	849.4				<5.00

Bucklin Point Influent Metals Al - Sn 2015  
all analyses in ppb

Date	Day of the Week	Influent Flow	Al	Fe	Se	As	Mo	Sn
6/2/2015	Tuesday	27.67	375.3	1146.0000	<1.000	0.965	2.056	<5.00
6/3/2015	Wednesday	17.74	281.1	1156.0000				<5.00
6/9/2015	Tuesday	16.16	190.3	876.2	<1.000	1.087	26.257	<5.00
6/10/2015	Wednesday	15.20	338.8	1239.0000				<5.00
6/16/2015	Tuesday	16.43	330.1	1257.0000	<1.000	1.104	2.675	<5.00
6/17/2015	Wednesday	15.06	305.1	1229.0000				<5.00
6/23/2015	Tuesday	16.96	292.1	1114.0000	<1.000	1.307	3.191	<5.00
6/24/2015	Wednesday	15.50	370.1	1293.0000				<5.00
6/30/2015	Tuesday	16.04	183.7	917.3	<1.000	1.115	2.716	<5.00
7/1/2015	Wednesday	25.59	275.0	1008.0000				<5.00
7/7/2015	Tuesday	15.62	311.5	1394.0000	<1.000	1.125	2.285	<5.00
7/8/2015	Wednesday	21.82	294.6	1291.0000				<5.00
7/14/2015	Tuesday	19.23	243.3	1070.0000	<1.000	1.057	1.548	<5.00
7/15/2015	Wednesday	19.03	811.4	2160.0000				<5.00
7/21/2015	Tuesday	14.45	268.6	1183.0000	<1.000	1.185	2.715	<5.00
7/22/2015	Wednesday	14.06	297.5	1275.0000				<5.00
7/28/2015	Tuesday	16.15	815.9	1154.0000	<1.000	1.440	3.140	<5.00
7/29/2015	Wednesday	13.80	462.3	1250.0000				<5.00
8/4/2015	Tuesday	21.67	365.6	1144.0000	<1.000	1.359	3.576	<5.00
8/5/2015	Wednesday	13.74	310.7	1284.0000				<5.00
8/6/2015	Thursday	13.55	1197.0000	1279.0000	<1.000	1.587	9.576	<5.00
8/11/2015	Tuesday	27.62	600.5	1621.0000	<1.000	1.355	1.827	<5.00
8/12/2015	Wednesday	13.62	552.9	1613.0000				<5.00
8/18/2015	Tuesday	13.75	322.1	1322.0000	<1.000	1.331	5.729	<5.00
8/19/2015	Wednesday	13.33	364.8	1331.0000				<5.00
8/25/2015	Tuesday	13.14	216.4	1003.0000	<1.000	1.001	1.902	<5.00
8/26/2015	Wednesday	12.59	388.4	1431.0000				<5.00
9/1/2015	Tuesday	12.87	349.6	1011.0000	<1.000	1.217	3.116	<5.00
9/2/2015	Wednesday	13.54	219.4	1004.0000				<5.00
9/8/2015	Tuesday	12.56	390.7	1164.0000	1.090	1.2654	2.077	<5.00
9/9/2015	Wednesday	13.60	553.1	1332.0000				<5.00
9/15/2015	Tuesday	12.22	401.7	1377.0000	<1.000	1.369	2.468	<5.00
9/16/2015	Wednesday	12.27	431.8	1369.0000				<5.00
9/22/2015	Tuesday	12.34	530.7	1409.0000	<1.000	1.267	2.650	<5.00
9/23/2015	Wednesday	11.96	595.9	1579.0000				<5.00
9/29/2015	Tuesday	13.20	251.6	1025.0000	<1.000	1.345	11.010	<5.00
9/30/2015	Wednesday	49.82	971.2	2061.0000				<5.00
10/6/2015	Tuesday	13.31	392.8	1319.0000	<1.000	1.181	8.090	<5.00
10/7/2015	Wednesday	13.46	388.7	1562.0000				<5.00
10/13/2015	Tuesday	20.28	481.3	1350.0000	<1.000	1.138	1.749	<5.00
10/14/2015	Wednesday	13.64	347.9	1202.0000				<5.00
10/20/2015	Tuesday	13.78	345.3	1230.0000	<1.000	1.384	2.557	<5.00

Bucklin Point Influent Metals Al - Sn 2015  
all analyses in ppb

Date	Day of the Week	Influent Flow	Al	Fe	Se	As	Mo	Sn
10/21/2015	Wednesday	13.46	411.5	1290.0000				<5.00
10/27/2015	Tuesday	14.02	459.7	1364.0000	<1.000	1.283	5.763	<5.00
10/28/2015	Wednesday	31.08	361.2	1311.0000				<5.00
11/3/2015	Tuesday	13.59	202.2	907.0	<1.000	1.235	5.978	<5.00
11/4/2015	Wednesday	13.66	213.2	980.1				<5.00
11/9/2015	Monday	13.17	388.9	1230.0000	<1.000	1.298	1.673	<5.00
11/11/2015	Wednesday	15.07	657.8	1523.0000				<5.00
11/17/2015	Tuesday	12.91	1355.0000	1395.0000	<1.000	1.420	2.940	<5.00
11/18/2015	Wednesday	13.03	493.1	1419.0000				<5.00
11/23/2015	Monday	15.36	349.6	1185.0000	<1.000	1.084	1.458	<5.0
11/24/2015	Tuesday	13.55	434.0	1398.0000				<5.0
12/1/2015	Tuesday	18.71	274.5	1126.0000	<1.000	1.327	3.093	<5.00
12/2/2015	Wednesday	15.80	370.0	1272.0000				<5.00
12/8/2015	Tuesday	13.71	422.3	1364.0000	<1.000	1.441	3.344	<5.00
12/9/2015	Wednesday	13.67	438.1	1496.0000				<5.00
12/15/2015	Tuesday	19.44	887.2	1704.0000	<1.000	1.329	2.516	<5.00
12/16/2015	Wednesday	13.08	359.3	1297.0000				<5.00
12/22/2015	Tuesday	16.95	1145.0000	1542.0000	<1.000	1.454	7.022	<5.00
12/23/2015	Wednesday	28.71	347.5	1353.0000				<5.00
12/29/2015	Tuesday	28.40	619.5	1358.0000	<1.000	1.306	3.355	<5.00
12/30/2015	Wednesday	16.60	351.1	1048.0000				<5.00

Bucklin Point Influent Metals Cd - CN 2015  
all results in ppb

Date	Day of the Week	Influent Flow	Cd	TTL Cr	Hex Cr	Cu	Pb	Hg	Ni	Ag	Zn	CN
1/6/2015	Tuesday	20.10	<2.5	<10.000	58.00	57.20	<10.000	0.01710	12.17	<4.0	97.51	9.360
1/7/2015	Wednesday	19.20	<2.5	13.98	25.00	49.14	<10.000	0.02820	22.11	<4.0	97.69	5.460
1/13/2015	Tuesday	18.37	<2.5	<10.000	45.00	57.18	<10.000	0.02110	29.84	<4.0	119.4	4.250
1/14/2015	Wednesday	18.53	<2.5	<10.000	31.00	49.31	<10.000	0.02960	37.69	<4.0	82.72	4.550
1/20/2015	Tuesday	17.87	<2.5	10.62	50.00	52.52	<10.000	0.03860	13.97	<4.0	95.26	<4.00
1/21/2015	Wednesday	17.47	<2.5	<10.000	33.00	70.92	<10.000	0.03380	<10.000	<4.0	110.2	<4.00
1/27/2015	Tuesday	15.90	<2.5	<10.000	39.00	55.83	<10.000	0.03410	11.15	<4.0	85.56	4.610
1/28/2015	Wednesday	17.19	<2.5	<10.000	35.00	33.15	<10.000	0.02190	<10.000	<4.0	82.86	4.520
2/3/2015	Tuesday	16.38	<2.5	<10.000	47.00	44.72	<10.000	0.02630	29.89	<4.0	88.42	5.780
2/4/2015	Wednesday	17.19	<2.5	<10.000	37.00	42.89	<10.000	0.03010	<10.000	<4.0	110.8	9.870
2/10/2015	Tuesday	16.31	<2.5	<10.000	47.00	51.51	<10.000	0.03160	<10.000	<4.0	102.2	7.120
2/11/2015	Wednesday	16.27	<2.5	<10.000	48.00	67.50	<10.000	0.03380	18.06	<4.0	104.9	<8.00
2/17/2015	Tuesday	15.83	<2.5	<10.000	43.00	72.56	<10.000	0.06770	24.14	<4.0	127.9	
2/18/2015	Wednesday	16.43	<2.5	11.69	48.00	75.50	<10.000	0.03740	16.32	<4.0	113.6	4.060
2/19/2015	Thursday	15.85										8.170
2/24/2015	Tuesday	15.94	<2.5	<10.000	45.00	104.1	<10.000	0.04450	22.25	<4.0	117.3	4.740
2/25/2015	Wednesday	15.72	<2.5	<10.000	49.00	106.1	<10.000	0.04100	13.57	<4.0	133.3	
2/26/2015	Thursday	15.82										8.030
3/3/2015	Tuesday	15.62	<2.5	21.89	47.00	93.14	<10.000	0.05680	26.73	<4.0	130.2	14.30
3/4/2015	Wednesday	25.18	<2.5	28.37	39.00	65.91	<10.000	0.05480	26.73	<4.0	138.6	16.90
3/10/2015	Tuesday	21.97	<2.5	<10.000	28.00	73.63	<10.000	0.03270	13.88	<4.0	137.2	12.20
3/11/2015	Wednesday	32.17	<2.5	83.33	29.00	89.15	10.77	0.02930	82.93	<4.0	148.9	10.90
3/17/2015	Tuesday	30.62	<2.5	<10.000	10.00	46.56	<10.000	0.02480	<10.000	<4.0	81.77	9.430
3/18/2015	Wednesday	26.79	<2.5	<10.000	<10.000	42.73	<10.000	0.02080	<10.000	<4.0	76.01	7.120
3/24/2015	Tuesday	21.93	<2.5	<10.000	20.00	55.67	<10.000	0.03280	15.08	<4.0	101.2	6.870
3/25/2015	Wednesday	22.82	<2.5	<10.000	17.00	46.22	<10.000	0.02970	11.22	<4.0	87.20	6.210
3/31/2015	Tuesday	26.24	<2.5	<10.000	15.00	48.10	<10.000	0.02790	10.26	<4.0	81.54	5.080
4/1/2015	Wednesday	24.68	<2.5	<10.000	11.00	40.84	<10.000	0.02490	15.01	<4.0	80.56	7.110
4/7/2015	Tuesday	30.14	<2.5	<10.000	<10.000	54.05	<10.000	0.02260	<10.000	<4.0	90.99	4.910
4/8/2015	Wednesday	24.39	<2.5	<10.000	14.00	47.17	<10.000	0.02840	<10.000	<4.0	95.07	4.220
4/14/2015	Tuesday	22.29	<2.5	<10.000	18.00	61.74	<10.000	0.02710	<10.000	<4.0	100.5	4.960
4/15/2015	Wednesday	21.01	<2.5	<10.000	16.00	64.29	<10.000	0.03550	10.19	<4.0	108.7	4.720
4/21/2015	Tuesday	29.26	<2.5	30.85	25.00	62.34	16.43	0.06600	27.68	<4.0	122.3	5.050
4/22/2015	Wednesday	24.84	<2.5	<10.000	23.00	55.11	<10.000	0.03430	11.72	<4.0	95.75	<4.00
4/28/2015	Tuesday	21.89	<2.5	<10.000	17.00	59.79	<10.000	0.04740	<10.000	<4.0	97.64	5.220
4/29/2015	Wednesday	20.47	<2.5	<10.000	16.00	64.68	<10.000	0.04220	17.58	<4.0	130.6	4.030
5/5/2015	Tuesday	18.27	<2.5	<10.000	29.00	74.66	<10.000	0.01980	11.31	<4.0	117.0	4.230
5/6/2015	Wednesday	18.14	<2.5	<10.000	29.00	93.10	<10.000	0.05580	<10.000	<4.0	133.0	4.980
5/12/2015	Tuesday	20.54	<2.5	<10.000	32.00	86.89	10.66	0.07980	<10.000	<4.0	145.0	7.740
5/13/2015	Wednesday	18.31	<2.5	<10.000	22.00	69.54	<10.000	0.05610	<10.000	<4.0	111.3	4.250
5/19/2015	Tuesday	23.42	<2.5	<10.000	24.00	99.64	<10.000	0.04690	18.18	4.042	186.9	8.070
5/20/2015	Wednesday	17.89	<2.5	<10.000	35.00	89.16	<10.000	0.03810	13.11	<4.0	125.7	4.740
5/26/2015	Tuesday	16.64	<2.5	<10.000	34.00	47.94	<10.000	0.02510	<10.000	<4.0	80.61	5.940
5/27/2015	Wednesday	16.71	<2.5	<10.000	24.00	49.44	<10.000	0.05180	<10.000	<4.0	84.88	4.680
6/2/2015	Tuesday	27.67	<2.5	<10.000	56.00	74.79	<10.000	0.03450	13.06	<4.0	118.9	<4.00
6/3/2015	Wednesday	17.74	<2.5	<10.000	96.00	89.05	<10.000	0.2960	19.76	<4.0	116.5	6.340
6/9/2015	Tuesday	16.16	<2.5	<10.000	<10.000	79.90	<10.000	0.02800	49.70	<4.0	82.89	5.040
6/10/2015	Wednesday	15.20	<2.5	<10.000	97.00	105.4	12.17	0.09700	58.06	<4.0	154.1	6.880
6/16/2015	Tuesday	16.43	<2.5	<10.000	<10.000	72.56	<10.000	0.07060	29.14	<4.0	116.9	4.120
6/17/2015	Wednesday	15.06	<2.5	<10.000	43.00	82.44	<10.000	0.06020	21.28	<4.0	130.2	8.000
6/23/2015	Tuesday	16.96	<2.5	<10.000	40.00	66.58	<10.000	0.04420	11.10	<4.0	112.7	7.080
6/24/2015	Wednesday	15.50	<2.5	<10.000	36.00	80.69	<10.000	0.05830	11.49	<4.0	135.1	<4.00

Bucklin Point Influent Metals Cd - CN 2015  
all results in ppb

Date	Day of the Week	Influent Flow	Cd	TTL Cr	Hex Cr	Cu	Pb	Hg	Ni	Ag	Zn	CN
6/30/2015	Tuesday	16.04	<2.5	<10.000	33.00	54.21	<10.000	0.02750	<10.000	<4.0	87.00	4.610
7/1/2015	Wednesday	25.59	<2.5	<10.000	18.00	51.21	<10.000	0.05490	<10.000	<4.0	78.94	7.530
7/7/2015	Tuesday	15.62	<2.5	<10.000	35.00	93.22	<10.000	0.05510	11.15	<4.0	141.8	4.770
7/8/2015	Wednesday	21.82	<2.5	<10.000	46.00	91.43	<10.000	0.06400	13.46	<4.0	153.9	7.060
7/14/2015	Tuesday	19.23	<2.5	<10.000	44.00	61.68	<10.000	0.04260	10.39	<4.0	91.30	5.850
7/15/2015	Wednesday	19.03	<2.5	<10.000	27.00	89.26	19.29	0.06430	<10.000	<4.0	178.6	4.140
7/21/2015	Tuesday	14.45	<2.5	<10.000	39.00	99.29	<10.000	0.03750	21.25	<4.0	136.2	4.700
7/22/2015	Wednesday	14.06	<2.5	<10.000	52.00	85.59	<10.000	0.05940	243.4	<4.0	139.0	4.610
7/28/2015	Tuesday	16.15	<2.5	<10.000	39.00	99.56	<10.000	0.05330	10.58	<4.0	134.3	4.760
7/29/2015	Wednesday	13.80	<2.5	<10.000	40.00	88.92	<10.000	0.1220	17.32	<4.0	147.3	
7/31/2015	Friday	13.80										5.360
8/4/2015	Tuesday	21.67	<2.5	<10.000	33.00	71.38	<10.000	0.04320	19.26	<4.0	121.3	
8/5/2015	Wednesday	13.74	<2.5	<10.000	46.00	84.28	<10.000	0.05260	12.54	<4.0	131.1	4.160
8/6/2015	Thursday	13.55	<2.5	37.68	40.00	89.60	<10.000	0.04160	12.33	<4.0	150.5	
8/7/2015	Friday	13.18										6.840
8/11/2015	Tuesday	27.62	<2.5	<10.000	42.00	80.35	12.74	0.04500	<10.000	<4.0	157.0	<8.00
8/12/2015	Wednesday	13.62	<2.5	<10.000	33.00	86.59	<10.000	0.1630	12.22	<4.0	145.8	4.350
8/18/2015	Tuesday	13.75	<2.5	<10.000	43.00	88.40	<10.000	0.03390	12.55	4.944	149.6	9.110
8/19/2015	Wednesday	13.33	<2.5	<10.000	55.00	83.19	<10.000	0.06220	10.55	<4.0	146.9	7.810
8/25/2015	Tuesday	13.14	<2.5	<10.000	55.00	85.58	<10.000	0.04100	10.29	<4.0	110.2	7.870
8/26/2015	Wednesday	12.59	<2.5	<10.000	57.00	106.4	<10.000	0.07810	12.90	<4.0	176.8	5.220
9/1/2015	Tuesday	12.87	<2.5	<10.000	39.00	69.36	<10.000	0.04870	11.99	<4.0	105.2	
9/2/2015	Wednesday	13.54	<2.5	<10.000	52.00	72.95	<10.000	0.04060	10.33	<4.0	111.4	
9/3/2015	Thursday	12.29										4.182
9/4/2015	Friday	12.35										8.462
9/8/2015	Tuesday	12.56	<2.5	<10.000	60.00	111.2	<10.000	0.03438	14.10	<4.0	147.3	<4.00
9/9/2015	Wednesday	13.60	<2.5	10.01	46.00	109.8	10.76	0.06221	11.14	<4.0	165.9	13.62
9/15/2015	Tuesday	12.22	<2.5	<10.000	26.00	114.0	<10.000	0.02470	21.30	4.352	152.9	4.500
9/16/2015	Wednesday	12.27	<2.5	<10.000	52.00	96.82	<10.000	0.03560	11.75	4.682	151.9	10.40
9/22/2015	Tuesday	12.34	<2.5	<10.000	54.00	120.5	<10.000	0.03720	15.08	<4.0	167.1	<4.00
9/23/2015	Wednesday	11.96	<2.5	<10.000	53.00	128.9	<10.000	0.05370	10.89	4.108	189.4	<4.00
9/29/2015	Tuesday	13.20	<2.5	<10.000	49.00	91.39	<10.000	0.04270	13.86	<4.0	113.5	<4.00
9/30/2015	Wednesday	49.82	<2.5	<10.000	31.00	122.5	27.67	0.1020	12.40	<4.0	204.6	4.250
10/6/2015	Tuesday	13.31	<2.5	<10.000	45.00	101.5	<10.000	0.03180	10.35	<4.0	175.9	<4.00
10/7/2015	Wednesday	13.46	<2.5	<10.000	51.00	123.4	<10.000	0.04740	17.28	<4.0	172.6	36.80
10/13/2015	Tuesday	20.28	<2.5	11.23	53.00	76.39	<10.000	0.03430	13.22	<4.0	153.8	4.330
10/14/2015	Wednesday	13.64	<2.5	<10.000	43.00	86.08	<10.000	0.04990	<10.000	<4.0	153.7	5.250
10/20/2015	Tuesday	13.78	<2.5	<10.000	47.00	127.4	<10.000	0.04800	18.09	<4.0	148.0	5.250
10/21/2015	Wednesday	13.46	<2.5	10.60	45.00	101.6	<10.000	0.03950	15.96	<4.0	159.9	<4.00
10/27/2015	Tuesday	14.02	<2.5	<10.000	44.00	122.7	<10.000	0.06450	12.22	<4.0	181.0	<4.00
10/28/2015	Wednesday	31.08	<2.5	<10.000	37.00	94.07	<10.000	0.04900	13.54	<4.0	148.9	4.010
11/3/2015	Tuesday	13.59	<2.5	<10.000	47.00	69.06	<10.000	0.02870	11.80	<4.0	99.35	<4.00
11/4/2015	Wednesday	13.66	<2.5	<10.000	48.00	81.03	<10.000	0.03930	<10.000	<4.0	107.9	4.830
11/9/2015	Monday	13.17	<2.5	<10.000	37.00	86.14	<10.000	0.03980	<10.000	<4.0	156.5	
11/10/2015	Tuesday	17.34										4.340
11/11/2015	Wednesday	15.07	<2.5	<10.000	20.00	107.4	<10.000	0.05940	11.76	<4.0	184.1	22.80
11/17/2015	Tuesday	12.91	<2.5	<10.000	52.00	88.62	<10.000	0.04450	11.26	<4.0	152.2	4.820
11/18/2015	Wednesday	13.03	<2.5	<10.000	57.00	87.54	<10.000	0.04680	15.83	<4.0	151.4	4.790
11/23/2015	Monday	15.36	<2.5	<10.000	40.00	64.92	<10.000	0.03920	<10.000	<4.0	121.4	
11/24/2015	Tuesday	13.55	<2.5	<10.000	57.00	112.3	<10.000	0.06200	15.90	<4.0	178.5	7.150
11/25/2015	Wednesday	13.70										6.540
12/1/2015	Tuesday	18.71	<2.5	10.28	41.00	71.06	<10.000	0.04370	14.11	<4.0	136.8	5.860

Bucklin Point Influent Metals Cd - CN 2015  
all results in ppb

<b>Date</b>	<b>Day of the Week</b>	<b>Influent Flow</b>	<b>Cd</b>	<b>TTL Cr</b>	<b>Hex Cr</b>	<b>Cu</b>	<b>Pb</b>	<b>Hg</b>	<b>Ni</b>	<b>Ag</b>	<b>Zn</b>	<b>CN</b>
12/2/2015	Wednesday	15.80	<2.5	<10.000	45.00	93.84	<10.000	0.1060	46.78	<4.0	138.4	<4.00
12/8/2015	Tuesday	13.71	<2.5	<10.000	43.00	77.07	<10.000	0.1610	29.28	<4.0	141.6	6.570
12/9/2015	Wednesday	13.67	<2.5	<10.000	60.00	78.61	<10.000	0.03700	12.32	<4.0	150.1	5.080
12/15/2015	Tuesday	19.44	<2.5	<10.000	27.00	86.33	13.02	0.06670	15.44	<4.0	169.8	<4.00
12/16/2015	Wednesday	13.08	<2.5	<10.000	48.00	63.77	<10.000	0.02910	11.09	<4.0	117.0	4.510
12/22/2015	Tuesday	16.95	<2.5	<10.000	33.00	81.88	<10.000	0.07290	10.90	<4.0	137.2	8.370
12/23/2015	Wednesday	28.71	<2.5	<10.000	44.00	64.33	<10.000	0.04180	<10.000	<4.0	114.8	6.010
12/29/2015	Tuesday	28.40	<2.5	<10.000	43.00	70.97	<10.000	0.05280	<10.000	<4.0	133.1	5.680
12/30/2015	Wednesday	16.60	<2.5	<10.000	35.00	50.26	<10.000	0.02660	<10.000	<4.0	156.8	4.370



Bucklin Point Monthly Average, Minimum, and Maximum Influent Metal Values 2015  
all results in ppb

Date		Flow (MGD)	Cd	TTL Cr	Hex Cr	Cu	Pb	Hg (ppt)	Ni	Ag	Zn	CN
January	Average	19.63	2.50	10.58	39.50	53.16	10.00	28.05	18.37	4.00	96.40	5.09
	Minimum	15.90	2.50	10.00	25.00	33.15	10.00	17.10	10.00	4.00	82.72	4.00
	Maximum	37.34	2.50	13.98	58.00	70.92	10.00	38.60	37.69	4.00	119.40	9.36
February	Average	16.30	2.50	10.21	45.50	70.61	10.00	39.05	18.03	4.00	112.30	6.97
	Minimum	14.86	2.50	10.00	37.00	42.89	10.00	26.30	10.00	4.00	88.42	4.06
	Maximum	21.75	2.50	11.69	49.00	106.10	10.00	67.70	29.89	4.00	133.30	9.87
March	Average	24.81	2.50	21.51	23.89	62.35	10.09	34.40	22.98	4.00	109.18	9.89
	Minimum	15.62	2.50	10.00	10.00	42.73	10.00	20.80	10.00	4.00	76.01	5.08
	Maximum	47.60	2.50	83.33	47.00	93.14	10.77	56.80	82.93	4.00	148.90	16.90
April	Average	24.40	2.50	12.32	16.67	56.67	10.71	36.49	13.58	4.00	102.46	4.91
	Minimum	19.82	2.50	10.00	10.00	40.84	10.00	22.60	10.00	4.00	80.56	4.00
	Maximum	42.70	2.50	30.85	25.00	64.68	16.43	66.00	27.68	4.00	130.60	7.11
May	Average	18.24	2.50	10.00	28.63	76.30	10.08	46.68	11.58	4.01	123.05	5.58
	Minimum	14.87	2.50	10.00	22.00	47.94	10.00	19.80	10.00	4.00	80.61	4.23
	Maximum	35.83	2.50	10.00	35.00	99.64	10.66	79.80	18.18	4.04	186.90	8.07
June	Average	18.50	2.50	10.00	46.78	78.40	10.24	79.59	24.84	4.00	117.14	5.56
	Minimum	13.79	2.50	10.00	10.00	54.21	10.00	27.50	10.00	4.00	82.89	4.00
	Maximum	45.54	2.50	10.00	97.00	105.40	12.17	296.00	58.06	4.00	154.10	8.00
July	Average	15.96	2.50	10.00	37.78	84.46	11.03	61.46	38.62	4.00	133.48	5.42
	Minimum	13.80	2.50	10.00	18.00	51.21	10.00	37.50	10.00	4.00	78.94	4.14
	Maximum	27.10	2.50	10.00	52.00	99.56	19.29	122.00	243.40	4.00	178.60	7.53
August	Average	14.11	2.50	13.08	44.89	86.20	10.30	62.29	12.52	4.10	143.24	6.67
	Minimum	12.35	2.50	10.00	33.00	71.38	10.00	33.90	10.00	4.00	110.20	4.16
	Maximum	27.62	2.50	37.68	57.00	106.40	12.74	163.00	19.26	4.94	176.80	9.11
September	Average	14.43	2.50	10.00	46.20	103.74	11.84	48.18	13.28	4.11	150.92	6.14
	Minimum	11.66	2.50	10.00	26.00	69.36	10.00	24.70	10.33	4.00	105.20	4.00
	Maximum	49.82	2.50	10.01	60.00	128.90	27.67	102.00	21.30	4.68	204.60	13.62
October	Average	15.20	2.50	10.23	45.63	104.14	10.00	45.55	13.83	4.00	161.73	8.46
	Minimum	12.09	2.50	10.00	37.00	76.39	10.00	31.80	10.00	4.00	148.00	4.00
	Maximum	37.90	2.50	11.23	53.00	127.40	10.00	64.50	18.09	4.00	181.00	36.80
November	Average	14.86	2.50	10.00	44.75	87.13	10.00	44.96	12.07	4.00	143.92	7.41
	Minimum	12.88	2.50	10.00	20.00	64.92	10.00	28.70	10.00	4.00	99.35	4.00
	Maximum	37.46	2.50	10.00	57.00	112.30	10.00	62.00	15.90	4.00	184.10	22.80
December	Average	16.72	2.50	10.03	41.90	73.81	10.30	63.76	16.99	4.00	139.56	5.45
	Minimum	12.93	2.50	10.00	27.00	50.26	10.00	26.60	10.00	4.00	114.80	4.00
	Maximum	28.71	2.50	10.28	60.00	93.84	13.02	161.00	46.78	4.00	169.80	8.37

Bucklin Point Influent Loading Summary 2015

**Bucklin Point monthly mean influent loading summary (lbs/month)**

Monthly total loads calculated as: Monthly Total Influent Flow (MG) \* Average Daily Concentration (ppb) \* Conversion Factor (0.00834).

Month	Total Monthly Inf Flow (MG)	Cd	Total Cr	Hex Cr	Cu	Pb	Hg	Ni	Ag	Zn	Total Cyanide	Total Metals*
January	608.46	12.69	53.66	200.44	269.74	50.75	0.1423	93.20	20.30	489.19	25.85	989.67
February	456.52	9.52	38.88	173.24	268.84	38.07	0.1487	68.64	15.23	427.58	26.54	866.91
March	769.22	16.04	137.99	153.25	399.97	64.70	0.2207	147.43	25.66	700.42	63.45	1492.43
April	732.01	15.26	75.19	101.75	345.95	65.41	0.2228	82.88	24.42	625.49	30.00	1234.84
May	565.37	11.79	47.15	134.97	359.75	47.54	0.2201	54.58	18.89	580.20	26.30	1120.11
June	555.06	11.57	46.29	216.54	362.94	47.41	0.3684	115.00	18.52	542.28	25.75	1144.38
July	494.75	10.32	41.26	155.88	348.51	45.52	0.2536	159.34	16.50	550.78	22.36	1172.48
August	437.36	9.12	47.69	163.74	314.41	37.59	0.2272	45.65	14.97	522.50	24.33	992.16
September	432.75	9.02	36.09	166.74	374.42	42.74	0.1739	47.94	14.85	544.69	22.17	1069.94
October	471.12	9.82	40.19	179.27	409.19	39.29	0.1790	54.35	15.72	635.44	33.22	1204.18
November	445.69	9.29	37.17	166.34	323.85	37.17	0.1671	44.86	14.87	534.95	27.54	1002.34
December	518.28	10.81	43.35	181.11	319.05	44.53	0.2756	73.45	17.29	603.24	23.54	1111.99
<b>Total (lbs/year)</b>		<b>135.25</b>	<b>644.93</b>	<b>1993.27</b>	<b>4096.62</b>	<b>560.72</b>	<b>2.5994</b>	<b>987.33</b>	<b>217.21</b>	<b>6756.76</b>	<b>351.05</b>	

\*Total Metals = Sum of Monthly Average Metals Concentrations (Cd, Cr, Cu, Pb, Hg, Ni, Ag, Zn)

**Bucklin Point monthly mean influent loading summary (lbs/day)**

Average of daily loads – Each daily load is calculated as: Daily Influent Flow (MG) \* Daily Concentration (ppb) \* Conversion Factor (0.00834); the average of those loads is reported here.

Month	Mean Inf Flow (MGD)	Cd	Total Cr	Hex Cr	Cu	Pb	Hg	Ni	Ag	Zn	Total Cyanide	Total Metals*
January	19.63	0.38	1.60	5.98	8.02	1.51	0.0042	2.80	0.60	14.57	0.78	29.48
February	16.30	0.34	1.38	6.16	9.51	1.36	0.0053	2.44	0.54	15.20	0.95	30.78
March	24.81	0.52	4.86	4.69	12.70	2.09	0.0068	5.09	0.83	22.44	2.01	48.54
April	24.40	0.51	2.59	3.39	11.44	2.20	0.0074	2.81	0.81	20.70	1.00	41.07
May	18.24	0.39	1.56	4.45	12.16	1.58	0.0074	1.85	0.63	19.76	0.89	37.93
June	18.50	0.36	1.45	6.92	11.33	1.48	0.0114	3.45	0.58	16.98	0.79	35.65
July	15.96	0.37	1.48	5.42	12.16	1.64	0.0089	4.87	0.59	19.34	0.83	40.46
August	14.11	0.33	1.67	5.80	11.22	1.40	0.0079	1.68	0.54	18.98	0.86	35.82
September	14.43	0.34	1.37	5.87	14.75	2.11	0.0083	1.79	0.56	22.28	0.78	43.22
October	15.20	0.35	1.42	6.22	14.08	1.39	0.0063	1.91	0.55	22.14	1.06	41.84
November	14.86	0.29	1.15	5.09	10.01	1.15	0.0052	1.38	0.46	16.56	0.89	31.00
December	16.72	0.39	1.55	6.39	11.29	1.59	0.0094	2.45	0.62	21.33	0.85	39.23

\*Total Metals = Sum of Monthly Average Metals Concentrations (Cd, Cr, Cu, Pb, Hg, Ni, Ag, Zn)

Bucklin Point Influent Loading Summary 2015

**Bucklin Point monthly mean influent concentration (ppb)**

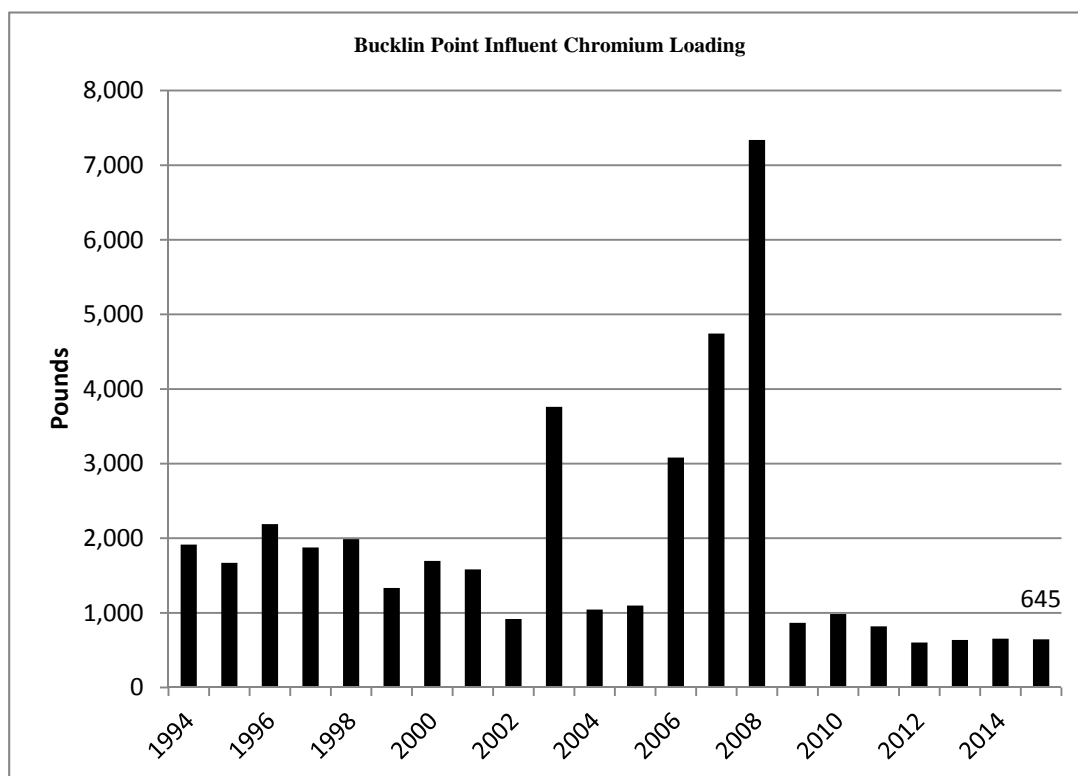
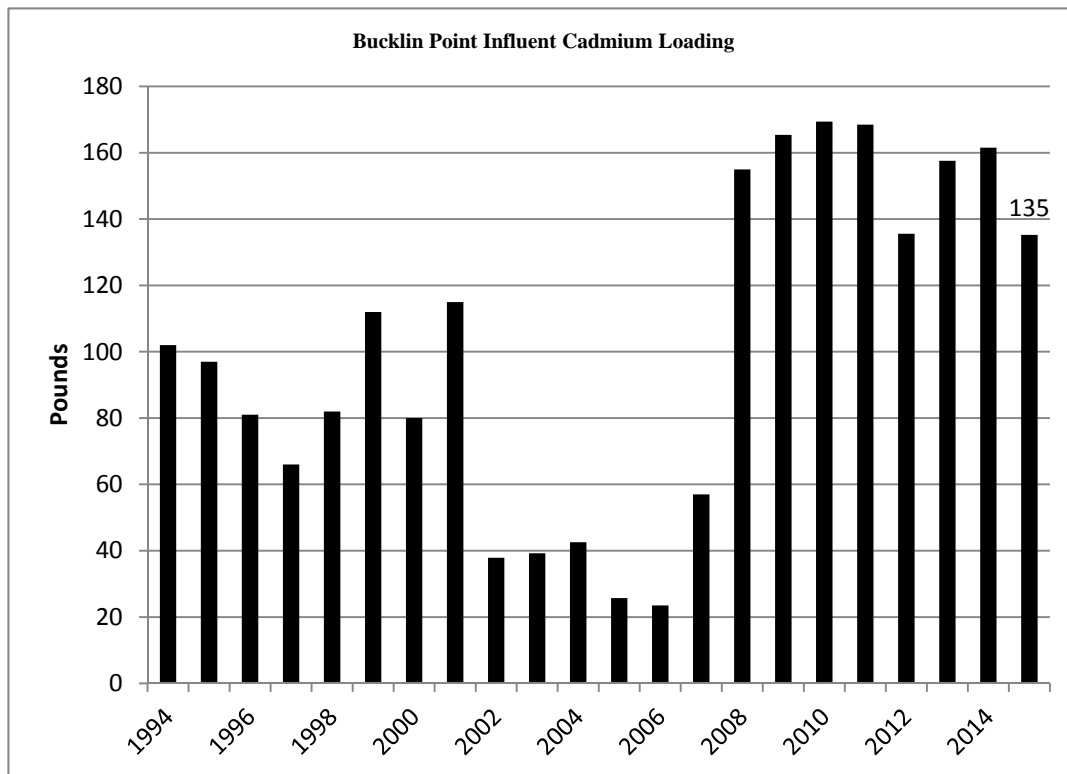
<b>Month</b>	<b>Mean Inf Flow (MGD)</b>	<b>Cd</b>	<b>Total Cr</b>	<b>Hex Cr</b>	<b>Cu</b>	<b>Pb</b>	<b>Hg</b>	<b>Ni</b>	<b>Ag</b>	<b>Zn</b>	<b>Total Cyanide</b>	<b>Total Metals*</b>
<b>January</b>	19.63	2.50	10.58	39.50	53.16	10.00	0.0281	18.37	4.00	96.40	5.09	<b>195.03</b>
<b>February</b>	16.30	2.50	10.21	45.50	70.61	10.00	0.0391	18.03	4.00	112.30	6.97	<b>227.69</b>
<b>March</b>	24.81	2.50	21.51	23.89	62.35	10.09	0.0344	22.98	4.00	109.18	9.89	<b>232.64</b>
<b>April</b>	24.40	2.50	12.32	16.67	56.67	10.71	0.0365	13.58	4.00	102.46	4.91	<b>202.27</b>
<b>May</b>	18.24	2.50	10.00	28.63	76.30	10.08	0.0467	11.58	4.01	123.05	5.58	<b>237.55</b>
<b>June</b>	18.50	2.50	10.00	46.78	78.40	10.24	0.0796	24.84	4.00	117.14	5.56	<b>247.21</b>
<b>July</b>	15.96	2.50	10.00	37.78	84.46	11.03	0.0615	38.62	4.00	133.48	5.42	<b>284.15</b>
<b>August</b>	14.11	2.50	13.08	44.89	86.20	10.30	0.0623	12.52	4.10	143.24	6.67	<b>272.00</b>
<b>September</b>	14.43	2.50	10.00	46.20	103.74	11.84	0.0482	13.28	4.11	150.92	6.14	<b>296.45</b>
<b>October</b>	15.20	2.50	10.23	45.63	104.14	10.00	0.0456	13.83	4.00	161.73	8.46	<b>306.47</b>
<b>November</b>	14.86	2.50	10.00	44.75	87.13	10.00	0.0450	12.07	4.00	143.92	7.41	<b>269.66</b>
<b>December</b>	16.72	2.50	10.03	41.90	73.81	10.30	0.0638	16.99	4.00	139.56	5.45	<b>257.26</b>

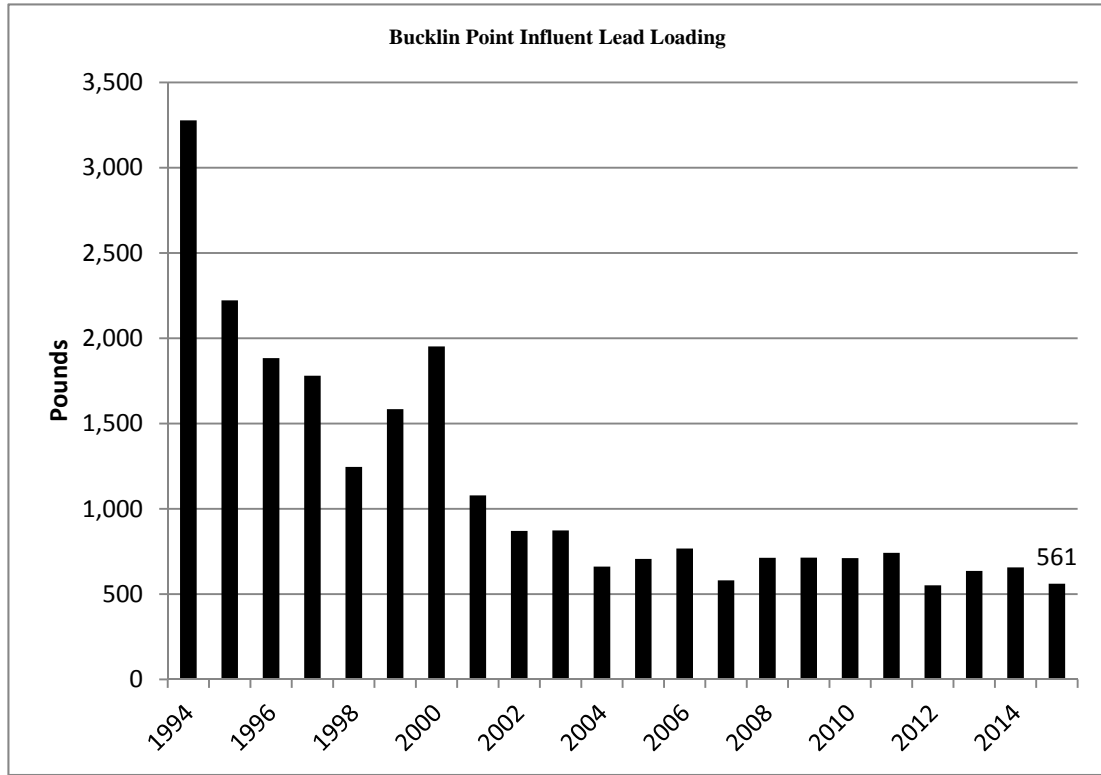
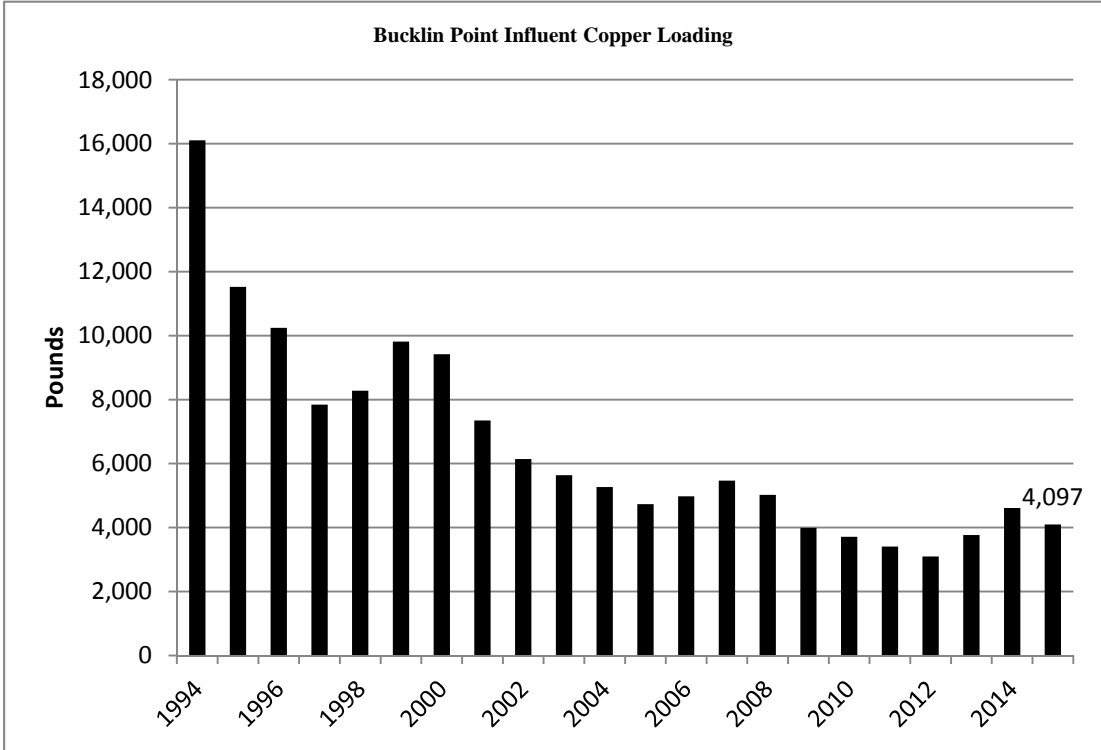
\*Total Metals = Sum of Monthly Average Metals Concentrations (Cd, Cr, Cu, Pb, Hg, Ni, Ag, Zn)

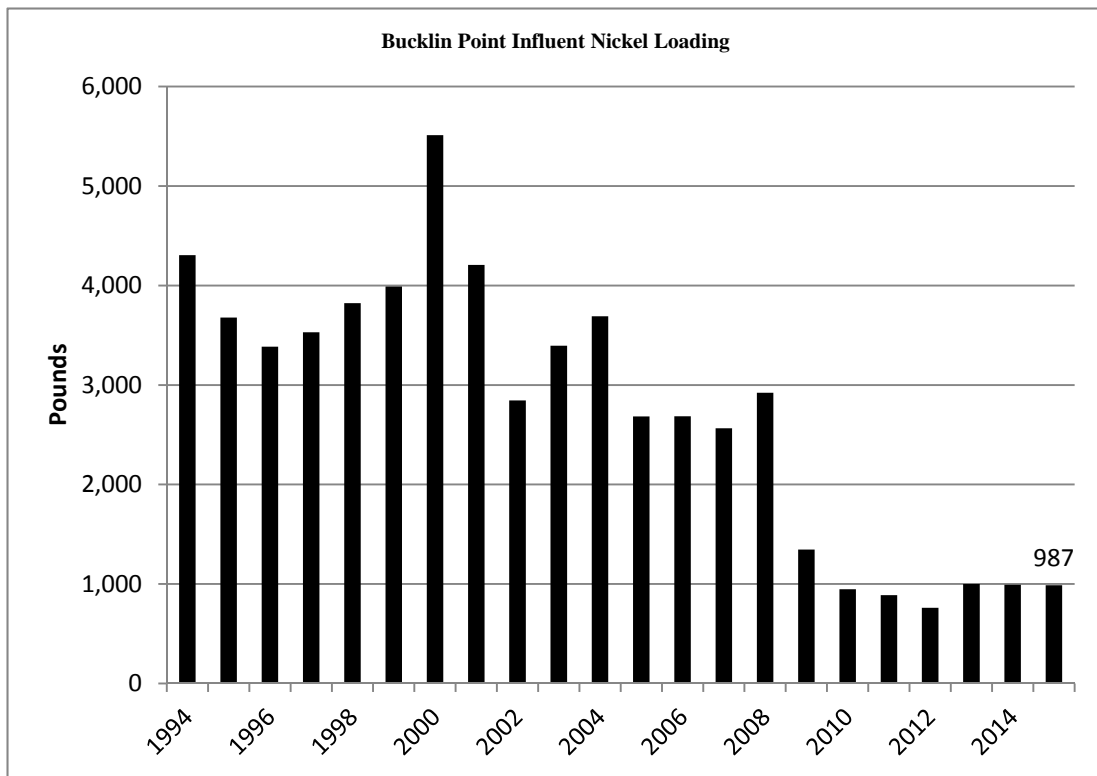
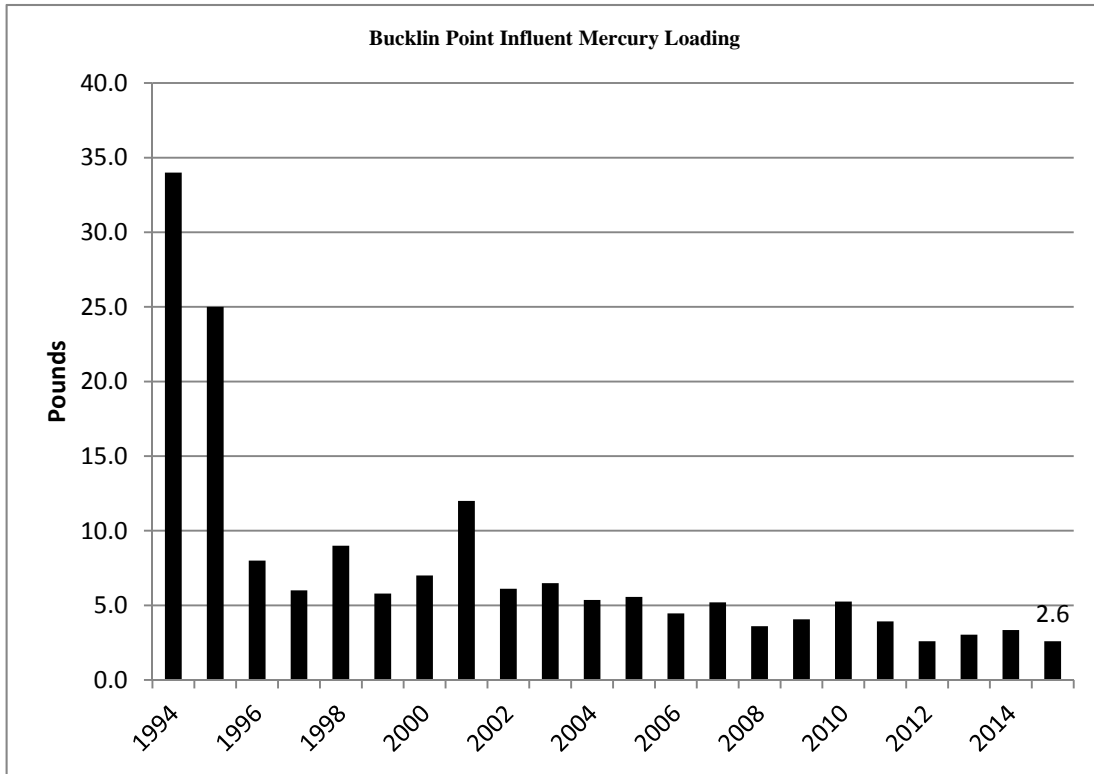
## Bucklin Point Influent Loading Data

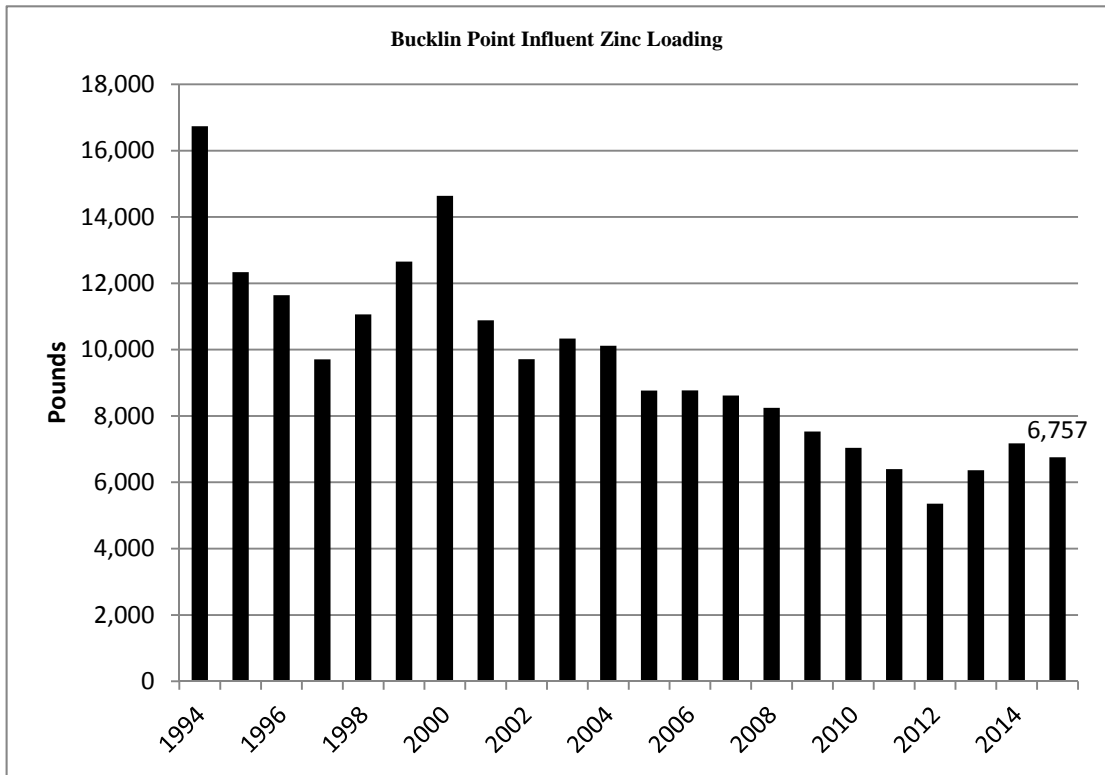
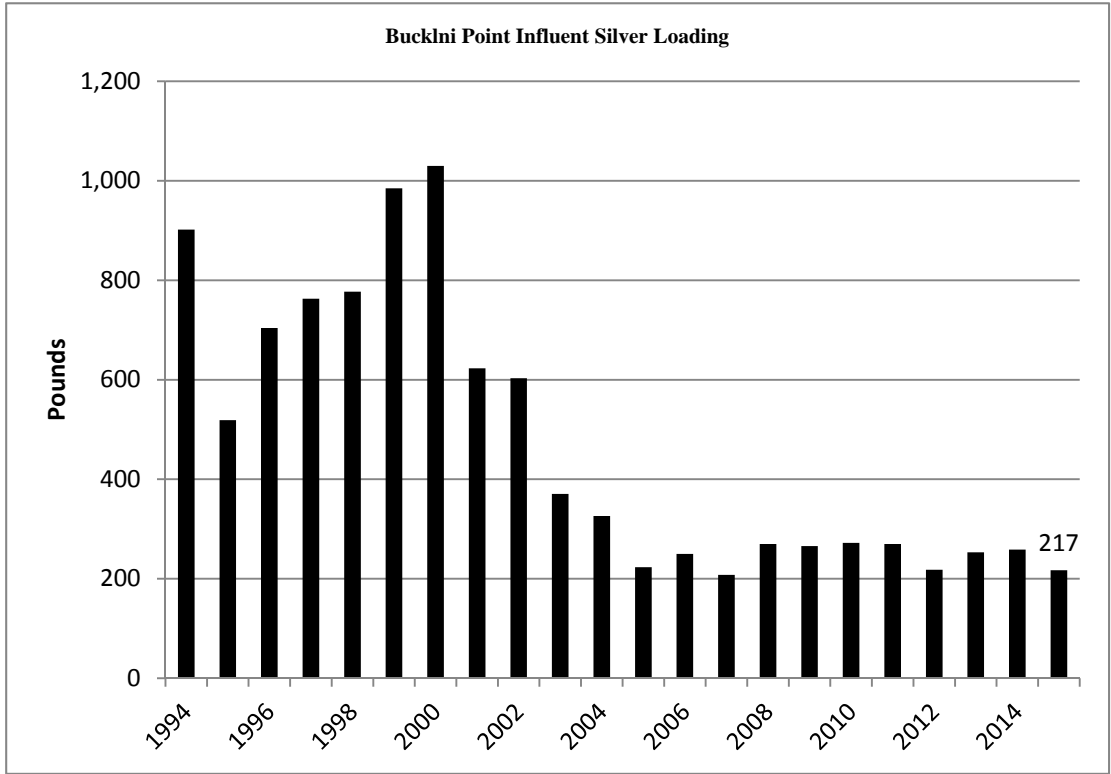
Influent loading (lbs/year)

<b>Year</b>	<b>Cadmium</b>	<b>Chromium</b>	<b>Copper</b>	<b>Lead</b>	<b>Mercury</b>	<b>Nickel</b>	<b>Silver</b>	<b>Zinc</b>
1994	102	1,915	16,107	3,278	34.0	4,305	902	16,738
1995	97	1,670	11,525	2,223	25.0	3,679	519	12,339
1996	81	2,189	10,244	1,884	8.0	3,386	704	11,642
1997	66	1,876	7,844	1,781	6.0	3,530	763	9,709
1998	82	1,987	8,278	1,246	9.0	3,823	777	11,064
1999	112	1,334	9,814	1,585	5.8	3,991	985	12,655
2000	80	1,696	9,418	1,952	7.0	5,511	1,030	14,641
2001	115	1,583	7,349	1,079	12.0	4,207	623	10,887
2002	38	918	6,141	870	6.1	2,845	603	9,715
2003	39	3,762	5,638	873	6.5	3,396	371	10,337
2004	43	1,045	5,269	661	5.4	3,692	326	10,117
2005	26	1,099	4,734	707	5.6	2,685	223	8,768
2006	24	3,082	4,976	767	4.5	2,686	250	8,771
2007	57	4,743	5,469	581	5.2	2,565	208	8,616
2008	155	7,338	5,021	713	3.6	2,923	270	8,248
2009	165	866	3,992	714	4.1	1,346	266	7,532
2010	169	985	3,714	711	5.3	948	272	7,041
2011	169	819	3,409	742	3.9	888	270	6,396
2012	136	602	3,096	552	2.6	760	218	5,357
2013	158	636	3,768	636	3.0	1,000	253	6,367
2014	162	654	4,614	657	3.3	993	259	7,176
2015	135	645	4,097	561	2.6	987	217	6,757











***EFFLUENT LOADING DATA***

***BUCKLIN POINT***

Bucklin Point Effluent Metals Al - Sn 2015  
all analyses in ppb

Date	Day of the Week	Effluent	Flow	Al	Fe	Se	As	Mo	Sn
1/6/2015	Tuesday	20.10		22.273	116.300	<1.000	0.949	2.281	<5.00
1/7/2015	Wednesday	19.20		19.553	102.533				<5.00
1/13/2015	Tuesday	18.37		27.687	120.100				<5.00
1/14/2015	Wednesday	18.53		27.120	119.333				<5.00
1/20/2015	Tuesday	17.87		24.630	110.133				<5.00
1/21/2015	Wednesday	17.47		22.553	110.567				<5.00
1/27/2015	Tuesday	15.90		21.880	104.300				<5.00
1/28/2015	Wednesday	17.19		22.110	104.300				<5.00
2/3/2015	Tuesday	16.38		20.833	108.567	<1.000	1.015	3.114	<5.00
2/4/2015	Wednesday	17.19		26.170	109.100				<5.00
2/10/2015	Tuesday	16.31		19.440	108.500				<5.00
2/11/2015	Wednesday	16.27		20.757	116.367				<5.00
2/17/2015	Tuesday	15.83		21.380	103.300				<5.00
2/18/2015	Wednesday	16.43		19.380	98.360				<5.00
2/24/2015	Tuesday	15.94		21.037	105.100				<5.00
2/25/2015	Wednesday	15.72		16.977	99.020				<5.00
3/3/2015	Tuesday	15.62		18.840	99.967	<1.000	0.920	1.706	<5.00
3/4/2015	Wednesday	25.18		27.990	159.000				<5.00
3/10/2015	Tuesday	21.97		23.653	119.333				<5.00
3/11/2015	Wednesday	31.79		136.633	498.800				<5.00
3/17/2015	Tuesday	30.62		37.567	155.567				<5.00
3/18/2015	Wednesday	26.79		26.987	105.800				<5.00
3/24/2015	Tuesday	21.93		28.000	115.167				<5.00
3/25/2015	Wednesday	22.82		22.163	92.580				<5.00
3/31/2015	Tuesday	26.24		21.443	88.343				<5.00
4/1/2015	Wednesday	24.68		24.730	101.133				<5.00
4/7/2015	Tuesday	30.14		30.223	128.667	<1.000	0.854	1.430	<5.00
4/8/2015	Wednesday	24.39		27.623	119.833				<5.00
4/14/2015	Tuesday	22.29		16.227	85.670				<5.00
4/15/2015	Wednesday	21.01		19.047	98.540				<5.00
4/21/2015	Tuesday	28.97		20.970	116.900				<5.00
4/22/2015	Wednesday	24.84		22.267	102.433				<5.00
4/28/2015	Tuesday	21.89		18.560	96.350				<5.00
4/29/2015	Wednesday	20.47		23.480	104.933				<5.00
5/5/2015	Tuesday	18.27		17.547	96.053	<1.000	0.941	1.791	<5.00
5/6/2015	Wednesday	18.14		18.310	96.743				<5.00
5/12/2015	Tuesday	20.54		16.257	101.800				<5.00
5/13/2015	Wednesday	18.31		35.950	95.810				<5.00
5/19/2015	Tuesday	23.42		27.460	170.200				<5.00

Bucklin Point Effluent Metals Al - Sn 2015  
all analyses in ppb

Date	Day of the Week	Effluent	Flow	Al	Fe	Se	As	Mo	Sn
5/20/2015	Wednesday	17.89		19.527	115.367				<5.00
5/26/2015	Tuesday	16.64		14.970	90.127				<5.00
5/27/2015	Wednesday	16.71		19.380	99.807				<5.00
6/2/2015	Tuesday	27.67		27.407	127.400				<5.00
6/3/2015	Wednesday	17.74		18.277	95.257				<5.00
6/9/2015	Tuesday	16.16		12.417	95.283	<1.000	0.904	8.808	<5.00
6/10/2015	Wednesday	15.20		10.653	87.510				<5.00
6/16/2015	Tuesday	16.43		14.213	105.033				<5.00
6/17/2015	Wednesday	15.06		15.323	113.967				<5.00
6/23/2015	Tuesday	16.96		12.123	99.560				<5.00
6/24/2015	Wednesday	15.50		11.013	106.900				<5.00
6/30/2015	Tuesday	16.04		13.440	96.110		0.953		<5.00
7/1/2015	Wednesday	24.04		23.373	167.200				<5.00
7/7/2015	Tuesday	15.62		11.463	111.533	<1.000	0.955	1.466	<5.00
7/8/2015	Wednesday	21.29		15.017	95.600				<5.00
7/14/2015	Tuesday	19.23		16.307	93.663				<5.00
7/15/2015	Wednesday	19.03		16.137	81.327				<5.00
7/21/2015	Tuesday	14.45		13.613	89.107				<5.00
7/22/2015	Wednesday	14.06		16.060	95.680				<5.00
7/28/2015	Tuesday	16.15		24.797	156.767		1.595		<5.00
7/29/2015	Wednesday	13.80		23.130	121.800				<5.00
8/5/2015	Wednesday	13.74		26.473	129.733				<5.00
8/6/2015	Thursday	13.55		22.697	102.867				<5.00
8/11/2015	Tuesday	23.86		29.097	135.967				<5.00
8/12/2015	Wednesday	13.62		23.390	98.333				<5.00
8/18/2015	Tuesday	13.75		19.933	100.567	<1.000	1.245	5.073	<5.00
8/19/2015	Wednesday	13.33		20.740	99.443				<5.00
8/25/2015	Tuesday	13.14		19.110	108.567		1.188		<5.00
8/26/2015	Wednesday	12.59		21.950	116.167				<5.00
9/1/2015	Tuesday	12.87		19.940	99.077				<5.00
9/2/2015	Wednesday	13.54		21.627	102.567				<5.00
9/8/2015	Tuesday	12.56		14.827	79.247				<5.00
9/9/2015	Wednesday	13.60		13.237	76.343				<5.00
9/15/2015	Tuesday	12.22		13.940	68.167	<1.000	1.133	1.405	<5.00
9/16/2015	Wednesday	12.27		13.797	73.533				<5.00
9/22/2015	Tuesday	12.34		15.527	91.507				<5.00
9/23/2015	Wednesday	11.96		17.507	93.673				<5.00
9/29/2015	Tuesday	13.20		16.347	111.900				<5.00
9/30/2015	Wednesday	32.06		28.657	125.633				<5.00
10/6/2015	Tuesday	13.31		25.747	116.467	<1.000	1.263	4.475	<5.00
10/7/2015	Wednesday	13.46		15.193	95.103				<5.00

Bucklin Point Effluent Metals Al - Sn 2015  
all analyses in ppb

Date	Day of the Week	Effluent	Flow	Al	Fe	Se	As	Mo	Sn
10/13/2015	Tuesday	20.28		15.353	91.687				<5.00
10/14/2015	Wednesday	13.64		14.330	79.240				<5.00
10/20/2015	Tuesday	13.78		19.027	97.570				<5.00
10/21/2015	Wednesday	13.46		19.110	92.090				<5.00
10/27/2015	Tuesday	14.02		19.547	95.227		1.075		<5.00
10/28/2015	Wednesday	25.62		49.690	177.000				<5.00
11/3/2015	Tuesday	13.59		18.950	98.773	<1.000	1.076	5.274	<5.00
11/4/2015	Wednesday	13.66		21.293	103.967				<5.00
11/9/2015	Monday	13.17		18.020	105.433				<5.00
11/11/2015	Wednesday	15.07		17.670	91.920				<5.00
11/17/2015	Tuesday	12.91		19.977	109.967		1.083		<5.00
11/18/2015	Wednesday	13.03		19.643	105.267				<5.00
11/23/2015	Monday	15.36		17.733	89.953				<5.00
11/24/2015	Tuesday	13.55		19.410	92.397				<5.00
12/1/2015	Tuesday	18.71		22.240	111.133				<5.00
12/2/2015	Wednesday	15.80		17.033	85.137				<5.00
12/8/2015	Tuesday	13.71		15.637	78.241	0.301	1.004	1.620	<5.0
12/9/2015	Wednesday	13.67		17.052	78.550				<5.0
12/15/2015	Tuesday	17.01		23.366	79.436				<5.0
12/16/2015	Wednesday	13.08		21.783	70.563				<5.0
12/22/2015	Tuesday	16.95		27.217	90.842				<5.00
12/23/2015	Wednesday	22.49		29.830	122.079				<5.00
12/29/2015	Tuesday	27.19		40.186	161.023				<5.00
12/30/2015	Wednesday	16.60		28.587	116.319				<5.00

Bucklin Point Effluent Metals Cd - CN 2015  
all analyses in ppb

Day of the		Effluent Flow	Cd	TTL Cr	Hex Cr	Cu	Pb	Hg	Ni	Ag	Zn	CN
Date	Week											
1/6/2015	Tuesday	20.10	<0.040	0.872	<10.000	6.025	0.539	0.004560	4.750	0.060	35.663	<4.00
1/7/2015	Wednesday	19.20	0.042	1.271	<10.000	5.589	0.568	0.003560	6.100	0.051	36.780	<4.00
1/13/2015	Tuesday	18.37	0.045	0.811	<10.000	7.719	0.517	0.002460	8.628	0.058	40.237	6.160
1/14/2015	Wednesday	18.53	0.047	0.862	<10.000	7.576	0.531	0.004170	15.613	0.065	39.843	7.670
1/20/2015	Tuesday	17.87	0.050	0.989	<10.000	8.160	0.526	0.004180	4.983	0.058	45.203	<4.00
1/21/2015	Wednesday	17.47	0.050	1.093	<10.000	7.542	0.505	0.003740	5.776	0.053	45.727	4.230
1/27/2015	Tuesday	15.90	<0.040	0.668	<10.000	7.282	0.456	0.003120	5.204	0.048	38.947	8.960
1/28/2015	Wednesday	17.19	0.045	0.518	<10.000	7.384	0.415	0.002880	4.186	0.046	35.467	<4.00
2/3/2015	Tuesday	16.38	0.079	0.739	<10.000	8.396	0.445	0.002960	4.154	0.052	38.850	5.680
2/4/2015	Wednesday	17.19	0.052	0.852	<10.000	8.400	0.449	0.002550	4.568	0.071	40.087	4.940
2/10/2015	Tuesday	16.31	0.047	0.744	<10.000	6.977	0.408	0.003180	4.072	0.053	35.703	6.180
2/11/2015	Wednesday	16.27	0.046	1.204	<10.000	7.862	0.409	0.002820	5.716	0.072	37.697	5.810
2/17/2015	Tuesday	15.83	0.045	0.828	<10.000	7.568	0.396	0.003270	6.320	0.045	36.307	5.810
2/18/2015	Wednesday	16.43	0.047	0.850	<10.000	7.429	0.427	0.003380	8.340	0.048	41.440	4.880
2/19/2015	Thursday	15.85										5.150
2/24/2015	Tuesday	15.94	0.053	1.063	<10.000	7.536	0.470	0.002940	9.130	0.064	45.897	5.920
2/25/2015	Wednesday	15.72	0.049	1.131	<10.000	7.070	0.486	0.002390	8.550	0.068	50.067	
2/26/2015	Thursday	15.82										5.130
3/3/2015	Tuesday	15.62	0.053	1.294	<10.000	10.550	0.467	0.002730	8.564	0.068	42.370	8.470
3/4/2015	Wednesday	25.18	0.050	1.358	<10.000	8.439	0.523	0.004030	7.050	0.062	45.843	7.050
3/10/2015	Tuesday	21.97	0.053	0.947	<10.000	7.724	0.586	0.003650	6.955	0.070	41.377	5.020
3/11/2015	Wednesday	31.79	0.071	3.256	<10.000	17.077	1.948	0.01200	7.188	0.291	48.197	4.260
3/17/2015	Tuesday	30.62	0.051	1.393	<10.000	5.902	0.674	0.01920	4.556	0.068	39.467	6.970
3/18/2015	Wednesday	26.79	0.061	0.851	<10.000	4.756	0.534	0.003050	4.783	0.051	39.317	<4.00
3/24/2015	Tuesday	21.93	0.088	0.791	<10.000	6.114	0.603	0.002860	6.404	0.047	41.570	4.650
3/25/2015	Wednesday	22.82	0.080	0.707	<10.000	6.271	0.547	0.009210	6.209	0.042	40.313	6.450
3/31/2015	Tuesday	26.24	0.060	0.519	<10.000	5.527	0.470	0.002580	5.027	0.034	37.783	6.290
4/1/2015	Wednesday	24.68	0.066	0.724	<10.000	6.783	0.470	0.003410	6.893	0.034	37.393	5.000
4/7/2015	Tuesday	30.14	0.060	0.848	11.00	6.954	0.533	0.003110	5.321	0.042	36.013	4.670
4/8/2015	Wednesday	24.39	0.053	0.900	<10.000	7.752	0.526	0.002870	5.282	0.030	39.533	4.140
4/14/2015	Tuesday	22.29	0.052	0.552	<10.000	4.598	0.483	0.002690	4.676	0.020	35.480	<4.00
4/15/2015	Wednesday	21.01	0.050	0.566	<10.000	5.159	0.510	0.002810	5.559	0.035	37.437	<4.00
4/21/2015	Tuesday	28.97	<0.040	0.725	<10.000	5.371	0.459	0.002760	4.534	0.044	31.370	4.290
4/22/2015	Wednesday	24.84	0.064	0.627	<10.000	4.301	0.452	0.002540	5.666	0.034	33.957	4.090
4/28/2015	Tuesday	21.89	0.052	0.624	<10.000	4.910	0.505	0.003990	5.687	0.036	36.170	<4.00
4/29/2015	Wednesday	20.47	0.069	0.664	<10.000	5.701	0.585	0.004110	7.518	0.042	37.917	<4.00
5/5/2015	Tuesday	18.27	0.055	0.775	<10.000	5.202	0.533	0.003950	6.203	0.039	36.423	5.730
5/6/2015	Wednesday	18.14	0.052	0.660	<10.000	5.474	0.520	0.004030	6.406	0.052	36.023	<4.00
5/12/2015	Tuesday	20.54	0.100	0.624	<10.000	5.342	0.407	0.004730	5.547	0.066	33.480	5.140
5/13/2015	Wednesday	18.31	<0.040	0.648	<10.000	6.631	0.398	0.004330	5.955	0.066	33.437	7.600
5/19/2015	Tuesday	23.42	0.088	1.515	<10.000	7.633	0.567	0.006450	5.130	0.089	34.687	6.360
5/20/2015	Wednesday	17.89	0.041	0.973	<10.000	5.970	0.464	0.003670	7.982	0.070	36.347	6.080
5/26/2015	Tuesday	16.64	0.047	0.573	<10.000	7.122	0.357	0.003970	4.091	0.042	36.937	4.020
5/27/2015	Wednesday	16.71	0.048	0.605	<10.000	6.710	0.343	0.003220	4.985	0.071	37.583	4.600
6/2/2015	Tuesday	27.67	0.042	0.914	<10.000	8.102	0.479	0.004020	6.156	0.065	39.390	4.010
6/3/2015	Wednesday	17.74	0.16	0.730	<10.000	8.317	0.722	0.003670	9.023	0.066	43.987	<4.00
6/9/2015	Tuesday	16.16	<0.040	0.535	56.00	6.038	0.350	0.005090	29.500	0.047	28.923	<4.00

Bucklin Point Effluent Metals Cd - CN 2015  
all analyses in ppb

Date	Day of the Week	Effluent Flow	Cd	TTL Cr	Hex Cr	Cu	Pb	Hg	Ni	Ag	Zn	CN
6/10/2015	Wednesday	15.20	<0.040	0.546	<10.000	6.619	0.330	0.002980	30.697	0.042	28.370	<4.00
6/16/2015	Tuesday	16.43	0.063	1.535	75.00	6.188	0.378	0.002300	12.950	0.055	31.487	4.190
6/17/2015	Wednesday	15.06	0.091	1.383	<10.000	5.943	0.390	0.003660	14.643	0.047	33.040	6.030
6/23/2015	Tuesday	16.96	<0.040	0.734	<10.000	6.167	0.359	0.005390	6.922	0.036	30.993	5.650
6/24/2015	Wednesday	15.50	<0.040	0.727	<10.000	6.111	0.386	0.004580	6.426	0.038	30.003	5.170
6/30/2015	Tuesday	16.04	0.16	0.698	<10.000	5.956	0.426	0.004230	4.702	0.056	45.490	4.330
7/1/2015	Wednesday	24.04	0.053	0.879	<10.000	8.375	0.608	0.004060	4.669	0.058	38.273	4.030
7/7/2015	Tuesday	15.62	<0.040	0.537	<10.000	5.390	0.327	0.003660	3.814	0.040	25.910	5.210
7/8/2015	Wednesday	21.29	<0.040	0.749	<10.000	6.259	0.422	0.006290	5.816	0.043	34.003	4.540
7/14/2015	Tuesday	19.23	0.11	0.783	<10.000	7.659	0.505	0.005510	5.153	0.064	42.500	4.020
7/15/2015	Wednesday	19.03	0.10	0.743	<10.000	7.030	0.448	0.005390	4.266	0.053	37.723	8.210
7/21/2015	Tuesday	14.45	0.054	0.571	<10.000	8.537	0.405	0.005580	19.987	0.068	32.173	54.30
7/22/2015	Wednesday	14.06	0.076	0.808	<10.000	8.539	0.469	0.005170	35.867	0.061	36.530	7.190
7/28/2015	Tuesday	16.15	0.080	1.184	<10.000	11.280	0.568	0.008730	10.187	0.087	39.700	7.230
7/29/2015	Wednesday	13.80	0.071	1.091	<10.000	10.420	0.533	0.004820	9.589	0.088	40.460	
7/31/2015	Friday	13.80										5.350
8/5/2015	Wednesday	13.74	0.042	1.026	<10.000	9.361	0.682	0.006980	9.254	0.105	40.653	6.490
8/6/2015	Thursday	13.55	0.093	1.674	<10.000	9.035	0.585	0.005760	8.157	0.093	38.023	5.350
8/11/2015	Tuesday	23.86	0.36	0.843	<10.000	9.754	0.619	0.005200	4.771	0.093	44.437	5.330
8/12/2015	Wednesday	13.62	0.097	0.733	<10.000	9.634	0.540	0.006180	5.848	0.069	42.990	6.920
8/18/2015	Tuesday	13.75	0.10	0.804	<10.000	11.957	0.550	0.006360	5.640	0.082	44.110	5.380
8/19/2015	Wednesday	13.33	0.10	1.095	<10.000	12.217	0.522	0.004280	5.918	0.086	45.717	6.010
8/25/2015	Tuesday	13.14	0.066	0.578	<10.000	12.890	0.520	0.004680	4.952	0.107	41.357	<4.00
8/26/2015	Wednesday	12.59	0.070	0.688	<10.000	13.383	0.578	0.005200	5.409	0.110	41.417	<4.00
9/1/2015	Tuesday	12.87	0.082	0.744	<10.000	12.270	0.526	0.007070	6.067	0.100	40.287	
9/2/2015	Wednesday	13.54	0.11	0.869	<10.000	12.210	0.535	0.006480	6.044	0.103	41.110	
9/3/2015	Thursday	12.29										<4.00
9/4/2015	Friday	12.35										<4.00
9/8/2015	Tuesday	12.56	0.082	0.520	<10.000	10.052	0.476	0.003790	3.940	0.064	42.517	<4.00
9/9/2015	Wednesday	13.60	0.080	0.625	<10.000	10.203	0.418	0.003280	4.597	0.070	38.527	<4.00
9/15/2015	Tuesday	12.22	0.079	0.716	<10.000	10.153	0.458	0.004270	7.015	0.064	41.820	<4.00
9/16/2015	Wednesday	12.27	0.055	1.006	<10.000	10.920	0.467	0.003050	6.411	0.064	40.287	<4.00
9/22/2015	Tuesday	12.34	0.11	0.590	<10.000	11.773	0.549	0.002960	5.801	0.082	41.917	<4.00
9/23/2015	Wednesday	11.96	0.078	0.656	<10.000	12.117	0.467	0.003970	5.394	0.082	36.377	<4.00
9/29/2015	Tuesday	13.20	0.068	0.553	<10.000	12.397	0.522	0.002710	6.237	0.068	38.977	<4.00
9/30/2015	Wednesday	32.06	0.090	0.740	<10.000	10.400	0.539	0.006220	3.583	0.095	26.723	<4.00
10/6/2015	Tuesday	13.31	0.068	0.546	<10.000	13.750	0.449	0.004000	4.166	0.077	39.917	<4.00
10/7/2015	Wednesday	13.46	0.059	0.579	<10.000	13.220	0.413	0.003360	4.492	0.076	36.457	<4.00
10/13/2015	Tuesday	20.28	0.054	0.459	<10.000	9.905	0.401	0.003710	2.911	0.061	35.893	<4.00
10/14/2015	Wednesday	13.64	0.048	0.653	<10.000	9.722	0.368	0.004070	3.735	0.049	36.607	<4.00
10/20/2015	Tuesday	13.78	0.067	0.575	<10.000	14.393	0.371	0.003470	6.546	0.051	38.770	<4.00
10/21/2015	Wednesday	13.46	0.058	0.629	<10.000	14.027	0.340	0.002730	5.665	0.052	34.813	<4.00
10/27/2015	Tuesday	14.02	0.072	0.728	<10.000	12.140	0.454	0.003320	4.854	0.076	40.370	<4.00
10/28/2015	Wednesday	25.62	0.079	1.087	<10.000	14.653	0.970	0.008450	5.224	0.141	39.093	7.250
11/3/2015	Tuesday	13.59	0.057	0.628	<10.000	11.430	0.429	0.004950	6.270	0.072	39.170	<4.00
11/4/2015	Wednesday	13.66	0.053	0.790	<10.000	11.970	0.475	0.006560	5.913	0.070	40.440	<4.00
11/9/2015	Monday	13.17	0.047	0.588	<10.000	12.220	0.421	0.004100	9.169	0.088	38.763	

Bucklin Point Effluent Metals Cd - CN 2015  
all analyses in ppb

Date	Day of the Week	Effluent Flow	Cd	TTL Cr	Hex Cr	Cu	Pb	Hg	Ni	Ag	Zn	CN
11/10/2015	Tuesday	17.34										6.390
11/11/2015	Wednesday	15.07	0.043	0.713	<10.000	8.936	0.419	0.002650	6.855	0.070	52.803	<4.00
11/17/2015	Tuesday	12.91	<0.040	0.851	<10.000	9.758	0.399	0.002790	5.994	0.070	35.930	4.660
11/18/2015	Wednesday	13.03	0.041	0.890	<10.000	9.807	0.389	0.003040	7.364	0.065	34.190	4.670
11/23/2015	Monday	15.36	<0.040	0.674	<10.000	8.298	0.391	0.005900	5.422	0.066	34.237	
11/24/2015	Tuesday	13.55	<0.040	0.746	<10.000	9.680	0.426	0.003620	6.649	0.063	37.667	<4.00
11/25/2015	Wednesday	13.70										<4.00
12/1/2015	Tuesday	18.71	0.047	0.718	<10.000	8.737	0.449	0.002740	5.229	0.056	36.693	<4.00
12/2/2015	Wednesday	15.80	<0.040	0.736	<10.000	7.267	0.383	0.003350	5.926	0.049	33.720	<4.00
12/8/2015	Tuesday	13.71	0.031	0.816	<10.000	7.809	0.347	0.004670	6.096	0.052	35.092	4.180
12/9/2015	Wednesday	13.67	0.037	0.913	<10.000	8.215	0.389	0.002670	7.626	0.052	37.580	4.410
12/15/2015	Tuesday	17.01	0.058	0.668	<10.000	5.821	0.359	0.003540	4.114	0.043	30.159	<4.00
12/16/2015	Wednesday	13.08	0.023	0.837	<10.000	6.452	0.438	0.003020	5.160	0.045	36.933	<4.00
12/22/2015	Tuesday	16.95	0.031	0.680	<10.000	5.951	0.528	0.004010	5.525	0.041	41.694	4.270
12/23/2015	Wednesday	22.49	0.023	1.008	<10.000	7.237	0.596	0.004910	4.571	0.061	36.833	4.770
12/29/2015	Tuesday	27.19	0.022	1.159	<10.000	6.617	0.746	0.005720	4.028	0.087	31.043	4.200
12/30/2015	Wednesday	16.60	0.026	1.193	<10.000	5.752	0.618	0.005300	4.285	0.071	36.869	5.060

Bucklin Point Monthly Average, Minimum, and Maximum Effluent Metal Values 2015  
all results in ppb

Date	Flow (MGD)	Cd	TTL Cr	Hex Cr	Cu	Pb	Hg(ppb)	Ni	Ag	Zn	CN	
January	Average	19.60	0.04	0.89	10.00	7.16	0.51	3.58	6.91	0.05	39.73	5.38
	Minimum	15.90	0.04	0.52	10.00	5.59	0.42	2.46	4.19	0.05	35.47	4.00
	Maximum	37.34	0.05	1.27	10.00	8.16	0.57	4.56	15.61	0.07	45.73	8.96
February	Average	16.30	0.05	0.93	10.00	7.65	0.44	2.94	6.36	0.06	40.76	5.46
	Minimum	14.86	0.05	0.74	10.00	6.98	0.40	2.39	4.07	0.05	35.70	4.88
	Maximum	21.75	0.08	1.20	10.00	8.40	0.49	3.38	9.13	0.07	50.07	6.18
March	Average	24.33	0.06	1.24	10.00	8.04	0.71	6.59	6.30	0.08	41.80	5.91
	Minimum	15.62	0.05	0.52	10.00	4.76	0.47	2.58	4.56	0.03	37.78	4.00
	Maximum	35.64	0.09	3.26	10.00	17.08	1.95	19.20	8.56	0.29	48.20	8.47
April	Average	24.02	0.06	0.69	10.11	5.73	0.50	3.14	5.68	0.04	36.14	4.24
	Minimum	19.82	0.04	0.55	10.00	4.30	0.45	2.54	4.53	0.02	31.37	4.00
	Maximum	31.45	0.07	0.90	11.00	7.75	0.59	4.11	7.52	0.04	39.53	5.00
May	Average	17.89	0.06	0.80	10.00	6.26	0.45	4.29	5.79	0.06	35.61	5.44
	Minimum	14.87	0.04	0.57	10.00	5.20	0.34	3.22	4.09	0.04	33.44	4.00
	Maximum	25.13	0.10	1.52	10.00	7.63	0.57	6.45	7.98	0.09	37.58	7.60
June	Average	17.76	0.08	0.87	22.33	6.60	0.42	3.99	13.45	0.05	34.63	4.60
	Minimum	13.79	0.04	0.54	10.00	5.94	0.33	2.30	4.70	0.04	28.37	4.00
	Maximum	32.24	0.16	1.54	75.00	8.32	0.72	5.39	30.70	0.07	45.49	6.03
July	Average	15.80	0.07	0.82	10.00	8.17	0.48	5.47	11.04	0.06	36.36	11.12
	Minimum	13.80	0.04	0.54	10.00	5.39	0.33	3.66	3.81	0.04	25.91	4.02
	Maximum	24.08	0.11	1.18	10.00	11.28	0.61	8.73	35.87	0.09	42.50	54.30
August	Average	13.99	0.12	0.93	10.00	11.03	0.57	5.58	6.24	0.09	42.34	5.44
	Minimum	12.35	0.04	0.58	10.00	9.04	0.52	4.28	4.77	0.07	38.02	4.00
	Maximum	23.86	0.36	1.67	10.00	13.38	0.68	6.98	9.25	0.11	45.72	6.92
September	Average	13.83	0.08	0.70	10.00	11.25	0.50	4.38	5.51	0.08	38.85	4.00
	Minimum	11.66	0.06	0.52	10.00	10.05	0.42	2.71	3.58	0.06	26.72	4.00
	Maximum	32.06	0.11	1.01	10.00	12.40	0.55	7.07	7.02	0.10	42.52	4.00
October	Average	14.65	0.06	0.66	10.00	12.73	0.47	4.14	4.70	0.07	37.74	4.41
	Minimum	12.09	0.05	0.46	10.00	9.72	0.34	2.73	2.91	0.05	34.81	4.00
	Maximum	26.42	0.08	1.09	10.00	14.65	0.97	8.45	6.55	0.14	40.37	7.25
November	Average	14.54	0.05	0.74	10.00	10.26	0.42	4.20	6.70	0.07	39.15	4.47
	Minimum	12.88	0.04	0.59	10.00	8.30	0.39	2.65	5.42	0.06	34.19	4.00
	Maximum	27.82	0.06	0.89	10.00	12.22	0.48	6.56	9.17	0.09	52.80	6.39
December	Average	16.10	0.03	0.87	10.00	6.99	0.49	3.99	5.26	0.06	35.66	4.29
	Minimum	12.93	0.02	0.67	10.00	5.75	0.35	2.67	4.03	0.04	30.16	4.00
	Maximum	27.19	0.06	1.19	10.00	8.74	0.75	5.72	7.63	0.09	41.69	5.06



Bucklin Point Effluent Loading Summary 2015

**Bucklin Point monthly mean effluent loading summary (lbs/month)**

Monthly total loads calculated as: Monthly Total Effluent Flow (MG) \* Average Daily Concentration (ppb) \* Conversion Factor (0.00834).

Month	Total Monthly Eff Flow (MG)	Cd	Total Cr	Hex Cr	Cu	Pb	Hg	Ni	Ag	Zn	Total Cyanide	Total Metals*
January	607.51	0.23	4.49	50.67	36.28	2.57	0.0182	34.99	0.28	201.31	27.25	<b>280.15</b>
February	456.52	0.20	3.53	38.07	29.14	1.66	0.0112	24.20	0.23	155.17	20.79	<b>214.14</b>
March	754.30	0.40	7.77	62.91	50.58	4.44	0.0415	39.66	0.51	262.98	37.16	<b>366.38</b>
April	720.47	0.34	4.16	60.75	34.40	3.02	0.0189	34.14	0.21	217.16	25.50	<b>293.45</b>
May	554.67	0.27	3.69	46.26	28.96	2.08	0.0199	26.77	0.29	164.75	25.17	<b>226.82</b>
June	532.78	0.33	3.85	99.24	29.35	1.89	0.0177	59.75	0.22	153.88	20.43	<b>249.29</b>
July	489.65	0.28	3.33	40.84	33.35	1.94	0.0223	45.08	0.26	148.50	45.41	<b>232.76</b>
August	433.71	0.42	3.36	36.17	39.89	2.08	0.0202	22.58	0.34	153.14	19.66	<b>221.84</b>
September	414.99	0.29	2.43	34.61	38.93	1.72	0.0152	19.07	0.27	134.48	13.84	<b>197.20</b>
October	454.18	0.24	2.49	37.88	48.21	1.78	0.0157	17.80	0.28	142.95	16.69	<b>213.76</b>
November	436.05	0.16	2.67	36.37	37.32	1.52	0.0153	24.38	0.26	142.38	16.24	<b>208.71</b>
December	499.24	0.14	3.63	41.64	29.09	2.02	0.0166	21.88	0.23	148.48	17.86	<b>205.50</b>
<b>Total (lbs/year)</b>		<b>3.30</b>	<b>45.40</b>	<b>585.40</b>	<b>435.49</b>	<b>26.72</b>	<b>0.2325</b>	<b>370.30</b>	<b>3.37</b>	<b>2025.19</b>	<b>285.99</b>	

\*Total Metals = Sum of Monthly Average Metals Concentrations (Cd, Cr, Cu, Pb, Hg, Ni, Ag, Zn)

**Bucklin Point monthly mean effluent loading summary (lbs/day)**

Average of daily loads – Each daily load is calculated as: Daily Effluent Flow (MG) \* Daily Concentration (ppb) \* Conversion Factor (0.00834); the average of those loads is reported here.

Month	Mean Eff Flow (MGD)	Cd	Total Cr	Hex Cr	Cu	Pb	Hg	Ni	Ag	Zn	Total Cyanide	Total Metals*
January	19.60	0.01	0.13	1.51	1.07	0.08	0.0005	1.05	0.01	5.98	0.80	<b>8.33</b>
February	16.30	0.01	0.13	1.36	1.04	0.06	0.0004	0.86	0.01	5.52	0.74	<b>7.62</b>
March	24.33	0.01	0.27	2.07	1.69	0.16	0.0015	1.27	0.02	8.66	1.20	<b>12.08</b>
April	24.02	0.01	0.14	2.05	1.17	0.10	0.0006	1.14	0.01	7.29	0.87	<b>9.87</b>
May	17.89	0.01	0.13	1.56	0.98	0.07	0.0007	0.90	0.01	5.55	0.86	<b>7.66</b>
June	17.76	0.01	0.13	3.13	0.98	0.06	0.0006	1.85	0.01	5.10	0.66	<b>8.14</b>
July	15.80	0.01	0.12	1.46	1.18	0.07	0.0008	1.45	0.01	5.34	1.47	<b>8.18</b>
August	13.99	0.02	0.11	1.23	1.33	0.07	0.0007	0.75	0.01	5.21	0.67	<b>7.51</b>
September	13.83	0.01	0.09	1.22	1.36	0.06	0.0006	0.64	0.01	4.56	0.48	<b>6.73</b>
October	14.65	0.01	0.09	1.33	1.70	0.07	0.0006	0.62	0.01	5.02	0.62	<b>7.52</b>
November	14.54	0.01	0.08	1.15	1.17	0.05	0.0005	0.77	0.01	4.52	0.53	<b>6.61</b>
December	16.10	0.00	0.13	1.46	1.02	0.07	0.0006	0.75	0.01	5.17	0.63	<b>7.15</b>

\*Total Metals = Sum of Monthly Average Metals Concentrations (Cd, Cr, Cu, Pb, Hg, Ni, Ag, Zn)

Bucklin Point Effluent Loading Summary 2015

**Bucklin Point monthly mean effluent concentration (ppb)**

<b>Month</b>	<b>Mean Eff Flow (MGD)</b>	<b>Cd</b>	<b>Total Cr</b>	<b>Hex Cr**</b>	<b>Cu</b>	<b>Pb</b>	<b>Hg</b>	<b>Ni</b>	<b>Ag</b>	<b>Zn</b>	<b>Total Cyanide</b>	<b>Total Metals*</b>
<b>January</b>	19.60	0.04	0.89	10.00	7.16	0.51	0.0036	6.91	0.05	39.73	5.38	<b>55.29</b>
<b>February</b>	16.30	0.05	0.93	10.00	7.65	0.44	0.0029	6.36	0.06	40.76	5.46	<b>56.24</b>
<b>March</b>	24.33	0.06	1.24	10.00	8.04	0.71	0.0066	6.30	0.08	41.80	5.91	<b>58.24</b>
<b>April</b>	24.02	0.06	0.69	10.11	5.73	0.50	0.0031	5.68	0.04	36.14	4.24	<b>48.84</b>
<b>May</b>	17.89	0.06	0.80	10.00	6.26	0.45	0.0043	5.79	0.06	35.61	5.44	<b>49.03</b>
<b>June</b>	17.76	0.08	0.87	22.33	6.60	0.42	0.0040	13.45	0.05	34.63	4.60	<b>56.10</b>
<b>July</b>	15.80	0.07	0.82	10.00	8.17	0.48	0.0055	11.04	0.06	36.36	11.12	<b>57.00</b>
<b>August</b>	13.99	0.12	0.93	10.00	11.03	0.57	0.0056	6.24	0.09	42.34	5.44	<b>61.33</b>
<b>September</b>	13.83	0.08	0.70	10.00	11.25	0.50	0.0044	5.51	0.08	38.85	4.00	<b>56.98</b>
<b>October</b>	14.65	0.06	0.66	10.00	12.73	0.47	0.0041	4.70	0.07	37.74	4.41	<b>56.43</b>
<b>November</b>	14.54	0.05	0.74	10.00	10.26	0.42	0.0042	6.70	0.07	39.15	4.47	<b>57.39</b>
<b>December</b>	16.10	0.03	0.87	10.00	6.99	0.49	0.0040	5.26	0.06	35.66	4.29	<b>49.35</b>

\*Total Metals = Sum of Monthly Average Metals Concentrations (Cd, Cr, Cu, Pb, Hg, Ni, Ag, Zn)

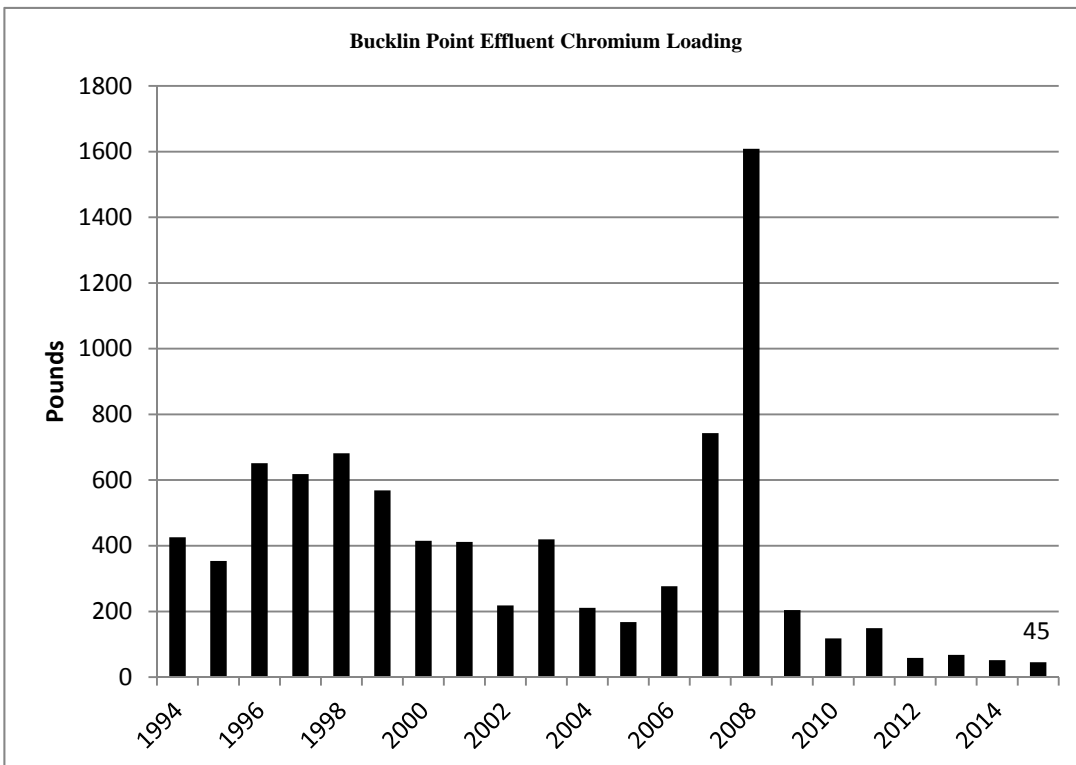
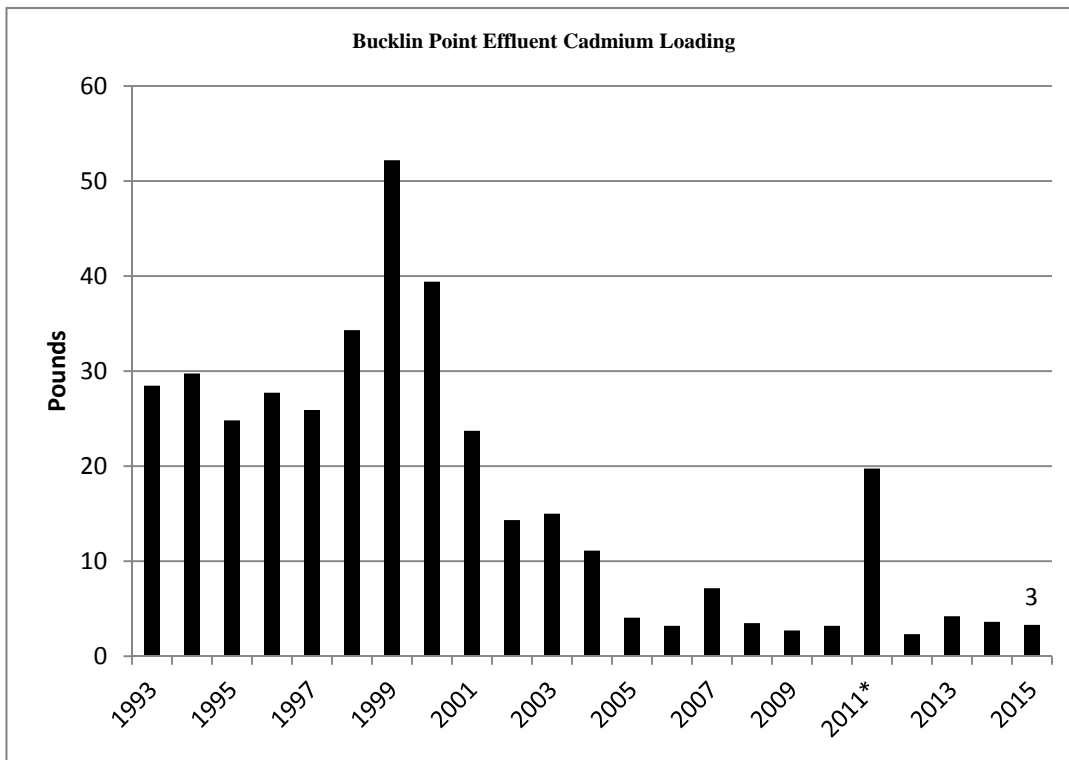
\*\*Hexavalent Chromium is generally measured as non-detectable at the detection limit of 10 ppb

**Bucklin Point Effluent loading (lbs/year)**

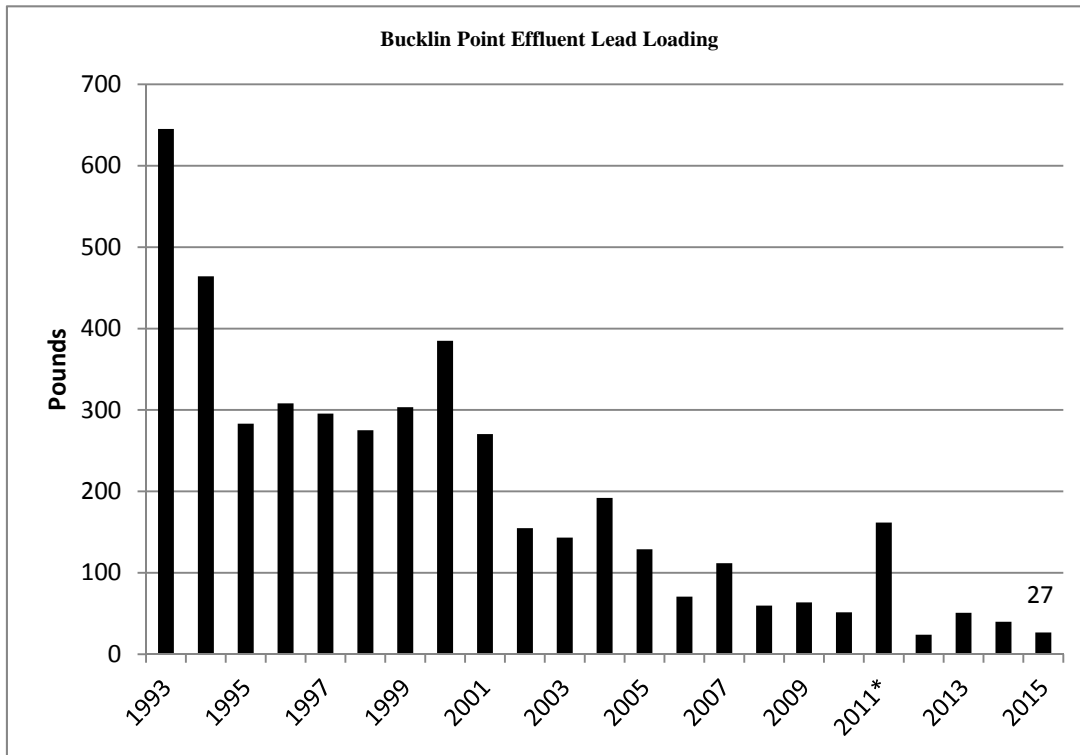
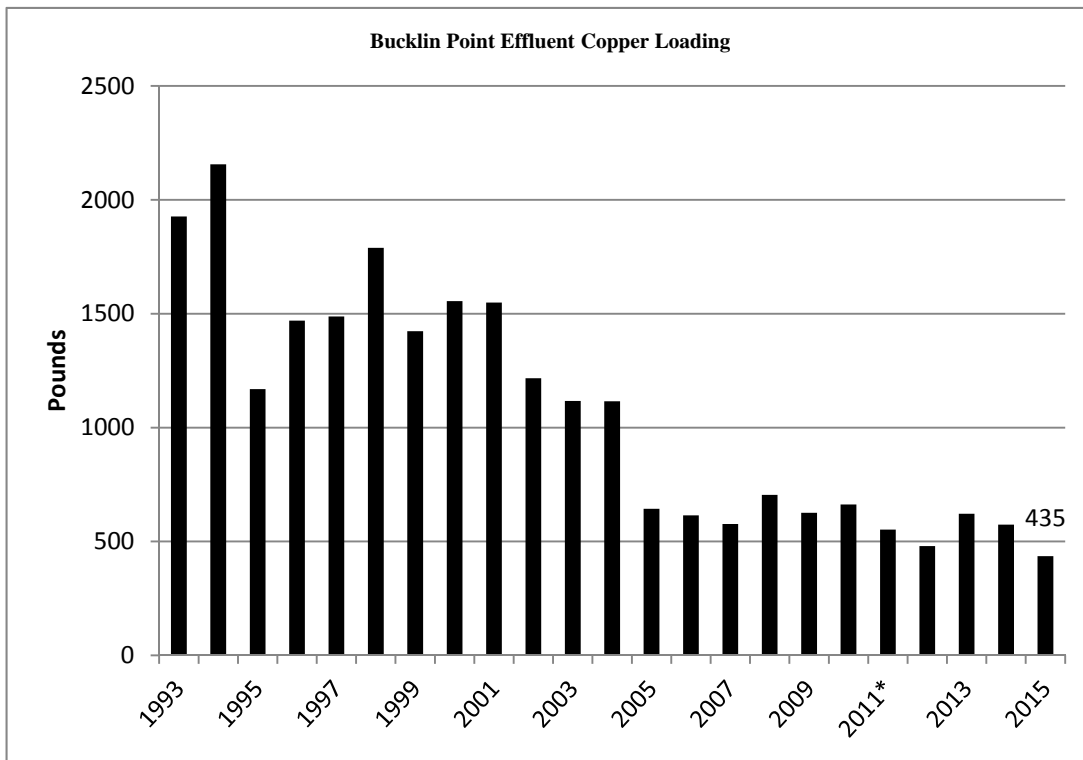
<b>Year</b>	<b>Cadmium</b>	<b>Chromium</b>	<b>Copper</b>	<b>Lead</b>	<b>Mercury</b>	<b>Nickel</b>	<b>Silver</b>	<b>Zinc</b>
1993	28		1927	645	9.13	3764	157	4664
1994	30	426	2156	464	25.92	2809	134	4142
1995	25	354	1169	283	21.17	2002	91	3007
1996	28	652	1469	308	6.94	1939	166	3388
1997	26	618	1488	296	6.57	2178	178	3546
1998	34	682	1790	275	8.40	2801	208	3800
1999	52	569	1424	303	5.84	2485	228	3616
2000	39	415	1556	385	7.67	3158	184	4549
2001	24	412	1549	270	6.94	2965	131	3621
2002	14	218	1217	155	2.13	2077	130	2690
2003	15	420	1117	143	1.20	2037	100	3084
2004	11	211	1116	192	1.80	2580	77	2864
2005	4	168	644	129	1.92	1823	28	3078
2006	3	277	615	71	0.71	1280	20	2768
2007	7	743	577	112	0.79	1185	13	2452
2008	3	1609	705	60	0.37	1125	10	2231
2009	3	204	626	64	0.25	736	5	2023
2010	3	118	663	51	2.08	517	4	2202
2011*	<b>20</b>	<b>149</b>	552	<b>162</b>	0.27	465	<b>32</b>	2266
2012	2	59	480	24	0.19	609	4	1893
2013	4	68	622	51	0.44	515	8	2333
2014	4	51	574	40	0.28	462	5	2468
2015	3	45	435	27	0.23	370	3	2025

\* In 2011, several samples for Cadmium, Chromium, Lead, and Silver had to be analyzed on equipment with higher detection limits, resulting in an increase in loadings that was not actually reflective of what was being discharged at Bucklin Point.

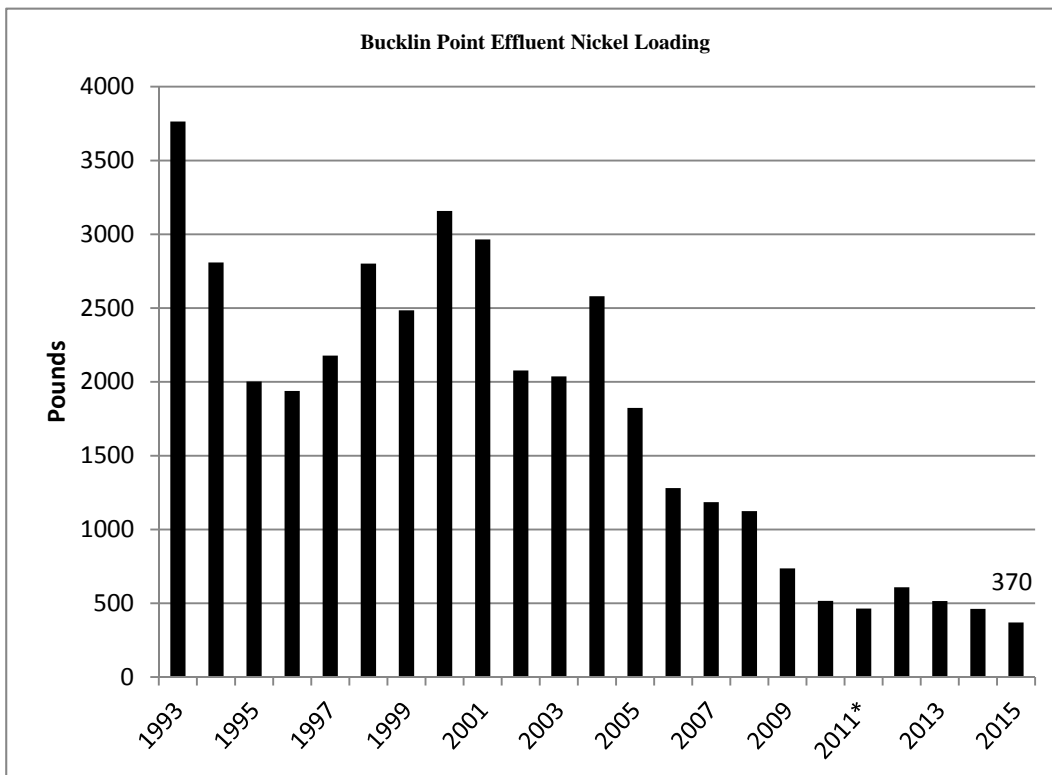
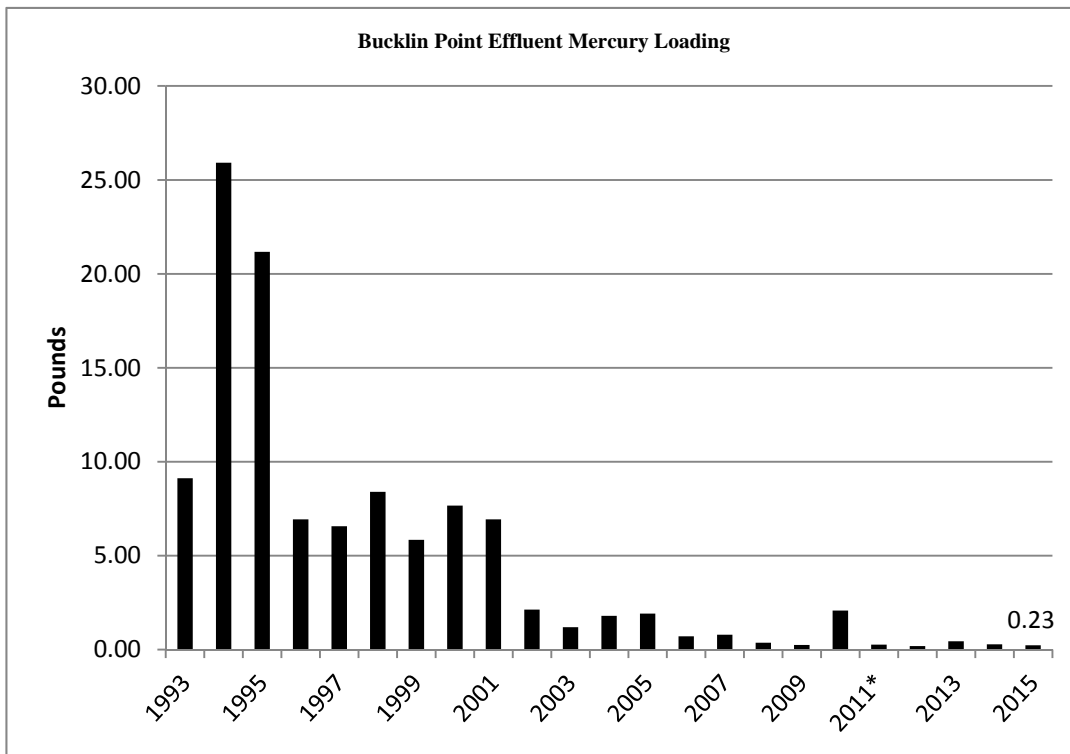
# Bucklin Point Effluent Loading



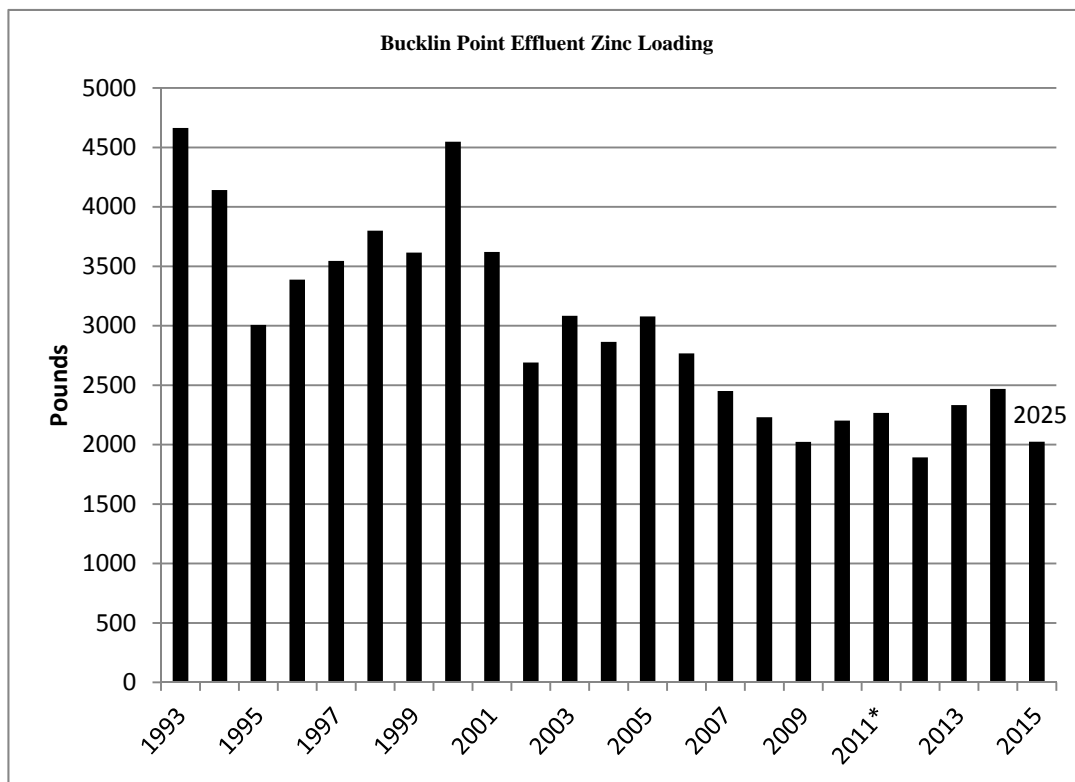
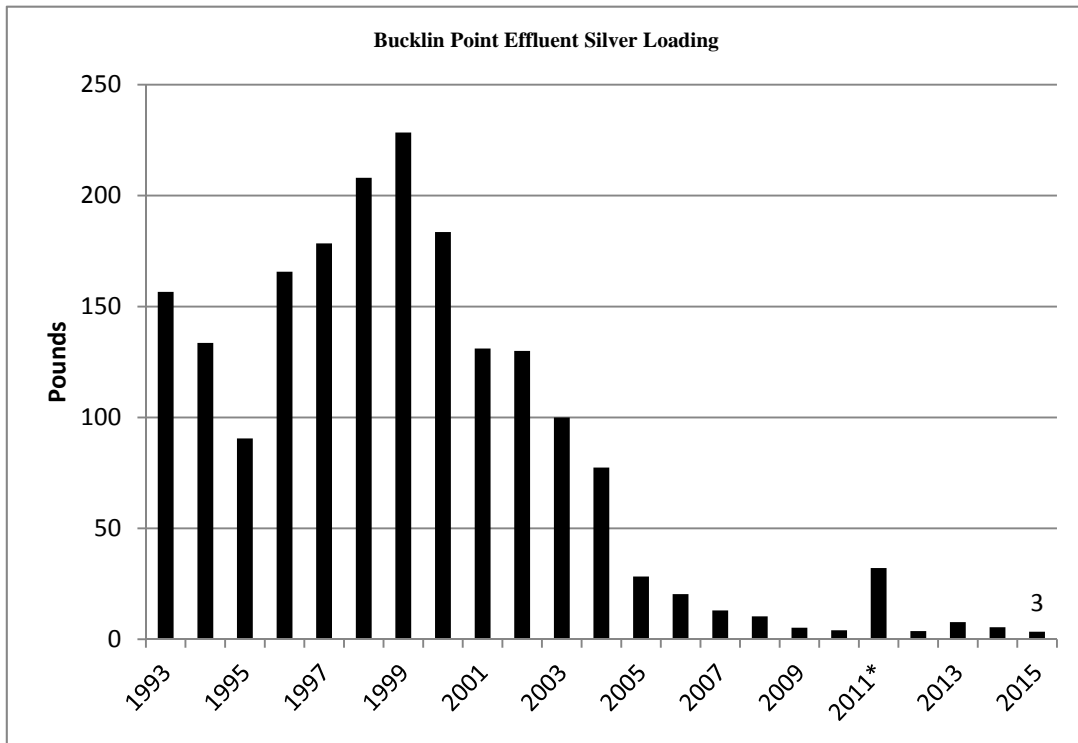
# Bucklin Point Effluent Loading



# Bucklin Point Effluent Loading



# Bucklin Point Effluent Loading



***EFFLUENT DISSOLVED  
METALS DATA  
  
BUCKLIN POINT***



Bucklin Point Dissolved Metals 2015

all results in ppb

MDL = method detection limit

Date	Cd	Cd MDL	Cr	Cr MDL	Cu	Cu MDL	Pb	Pb MDL	Ni	Ni MDL	Ag	Ag MDL	Zn	Zn MDL	Al	Al MDL	Fe	Fe MDL
1/6/2015	<b>0.04</b>	0.040	0.94	0.300	4.24	0.300	0.31	0.300	4.52	0.300	<b>0.02</b>	0.020	42.74	4.000	14.51	3.000	63.68	2.000
2/3/2015	0.05	0.040	0.57	0.300	7.29	0.300	<b>0.30</b>	0.300	4.09	0.300	0.02	0.020	44.48	4.000	14.32	3.000	73.48	2.000
3/3/2015	0.06	0.040	0.94	0.300	8.61	0.300	0.35	0.300	8.14	0.300	0.02	0.020	46.88	4.000	12.90	3.000	67.46	2.000
4/7/2015	0.05	0.040	0.49	0.300	4.89	0.300	<b>0.30</b>	0.300	4.98	0.300	<b>0.02</b>	0.020	37.27	4.000	9.72	3.000	61.00	2.000
5/5/2015	0.05	0.040	0.61	0.300	3.93	0.300	0.36	0.300	5.77	0.300	<b>0.02</b>	0.020	39.90	4.000	11.81	3.000	63.90	2.000
6/9/2015	<b>0.04</b>	0.040	0.51	0.300	4.84	0.300	<b>0.30</b>	0.300	27.83	0.300	0.03	0.020	33.00	4.000	6.95	3.000	76.58	2.000
7/7/2015	<b>0.04</b>	0.040	0.56	0.300	4.60	0.300	0.45	0.300	3.62	0.300	<b>0.02</b>	0.020	29.07	4.000	25.73	3.000	81.85	2.000
8/18/2015	0.07	0.040	0.85	0.300	11.34	0.300	0.42	0.300	5.93	0.300	0.06	0.020	49.29	4.000	13.63	3.000	63.02	3.000
9/15/2015	0.05	0.040	0.77	0.300	9.19	0.300	0.38	0.300	6.79	0.300	0.04	0.020	44.54	4.000	20.32	3.000	46.08	3.000
10/6/2015	0.06	0.040	0.49	0.300	12.32	0.300	<b>0.30</b>	0.300	4.03	0.300	0.04	0.020	43.69	4.000	15.21	3.000	58.67	3.000
11/3/2015	0.05	0.040	0.61	0.300	10.03	0.300	<b>0.30</b>	0.300	6.07	0.300	0.03	0.020	40.93	4.000	9.39	3.000	62.19	3.000
12/8/2015	0.03	0.020	0.82	0.300	6.96	0.300	<b>0.30</b>	0.300	6.32	0.300	0.03	0.020	41.45	4.000	14.12	3.000	55.56	3.000

\*Bold numbers are results that were reported at < detection limit

	Cd	Cr	Cu	Pb	Ni	Ag	Zn	Al	Fe
<b>yearly average concentration</b>	<0.05	0.68	7.35	<0.34	7.34	<0.03	41.10	14.05	64.46
<b>yearly median concentration</b>	0.05	0.61	7.13	0.31	5.85	0.02	42.09	13.87	63.35
<b>yearly minimum concentration</b>	0.03	0.49	3.93	<0.30	3.62	<0.02	29.07	6.95	46.08
<b>yearly maximum concentration</b>	0.07	0.94	12.32	0.45	27.83	0.06	49.29	25.73	81.85

***BIOASSAY DATA***

***BUCKLIN POINT***

<b>Bucklin Point WWTF Bioassay Results - 2015</b> <i>Americamysis bahia</i>						
<b>Acute</b>	<b>1st Quarter, 2015</b>			<b>2nd Quarter, 2015</b>		
<b>Test</b>	<b>Result</b>	<b>Permit Limit</b>	<b>Pass Y/N</b>	<b>Result</b>	<b>Permit Limit</b>	<b>Pass Y/N</b>
LC <sub>50</sub>	>100%	>100%	Y	>100%	>100%	Y
A-NOEC	100%	N/A**	N/A	100%	N/A**	N/A
	<b>3rd Quarter, 2015</b>			<b>4th Quarter, 2015</b>		
<b>Test</b>	<b>Result</b>	<b>Permit Limit</b>	<b>Pass Y/N</b>	<b>Result</b>	<b>Permit Limit</b>	<b>Pass Y/N</b>
LC <sub>50</sub>	>100%	>100%	Y	>100%	>100%	Y
A-NOEC	100%	N/A**	N/A	NC	N/A**	N/A

\* NOTE - % indicates Percent Effluent

\*\* No permit limit exists for A-NOEC

LC<sub>50</sub> LC<sub>50</sub> is the effluent concentration that causes 50% mortality during the acute toxicity

A-NOEC No observable effect concentration: Highest concentration of the effluent in which 90% or more of the test animals survive

Acute Test continuous exposure to effluent for 48 hours

NC Not calculated

<b>Bucklin Point WWTF Bioassay Results - 2015</b> <i>Arbacia punctulata</i>						
<b>Chronic</b>	<b>1st Quarter, 2015</b>			<b>2nd Quarter, 2015</b>		
<b>Test</b>	<b>Result</b>	<b>Permit Limit</b>	<b>Pass Y/N</b>	<b>Result</b>	<b>Permit Limit</b>	<b>Pass Y/N</b>
C-NOEC	100%	50%	Y	100%	50%	Y
	<b>3rd Quarter, 2015</b>			<b>4th Quarter, 2015</b>		
<b>Test</b>	<b>Result</b>	<b>Permit Limit</b>	<b>Pass Y/N</b>	<b>Result</b>	<b>Permit Limit</b>	<b>Pass Y/N</b>
C-NOEC	100%	50%	Y	50%	50%	Y

\* NOTE - % indicates Percent Effluent

C-NOEC Highest concentration of effluent with no observed effect on fertilization rates

Chronic test Tests for sublethal effects of effluent on specifically on fertilization rates of *A. punctulata* eggs. Exposure rate is 60 minutes

***OIL AND GREASE DATA***

***BUCKLIN POINT***

**Bucklin Point Oil & Grease 2015**

<b>Date</b>	<b>Influent Flow MGD</b>	<b>Effluent Flow MGD</b>	<b>Influent Average ppm</b>	<b>Effluent Average ppm</b>
<b>1/6/2015</b>	20.10	20.10	11.07	<4.0
<b>2/3/2015</b>	16.38	16.38	23.39	<4.0
<b>3/3/2015</b>	15.62	15.62	31.47	<4.0
<b>4/7/2015</b>	30.14	30.14	22.01	<4.0
<b>5/5/2015</b>	18.27	18.27	27.94	<4.0
<b>6/9/2015</b>	16.16	16.16	36.92	<4.0
<b>7/7/2015</b>	15.62	15.62	26.96	<4.0
<b>8/18/2015</b>	13.75	13.75	27.44	<4.0
<b>9/15/2015</b>	12.22	12.22	41.39	<4.0
<b>10/6/2015</b>	13.31	13.31	18.97	<4.0
<b>11/3/2015</b>	13.59	13.59	19.81	<4.0
<b>12/8/2015</b>	13.71	13.71	16.85	<4.0

***BOD, TSS, AND FECAL  
COLIFORM DATA***

***BUCKLIN POINT***

**Bucklin Point 2015 Wastewater Treatment Plant  
TSS, BOD and Fecal Coliform Data**

Date	Fecal Coliform		Influent Flow (MGD)	Raw Influent		Final Effluent	
	Bacteria (MPN/100 ml)			TSS (mg/L)	BOD (mg/L)	TSS (mg/L)	BOD (mg/L)
1/1/2015	3.4		18.26	149.33	192.08	6.00	3.07
1/2/2015	2.8		18.81	118.67	201.33	3.33	3.26
1/3/2015	2.0		20.30	124.67	325.20	10.33	5.87
1/4/2015	9.5		37.34	170.00	212.28	22.33	35.12
1/5/2015	2.0		20.58	116.00	194.81	8.33	4.66
1/6/2015	3.3		20.10	121.33	184.81	5.67	3.10
1/7/2015	5.1		19.20	97.33	303.06	8.67	3.25
1/8/2015	5.0		19.18	137.33	184.50	7.67	2.97
1/9/2015	9.7		19.63	126.67	203.03	5.33	2.99
1/10/2015	5.7		18.71	137.33	200.12	7.33	4.15
1/11/2015	3.3		18.69	138.00	213.01	7.67	3.68
1/12/2015	4.0		27.96	150.67	189.24	12.00	5.94
1/13/2015	3.4		18.37	136.00	170.78	10.00	4.09
1/14/2015	3.0		18.53	128.67	196.12	8.67	2.97
1/15/2015	2.4		18.45	142.67	204.41	6.33	3.02
1/16/2015	3.9		17.93	142.00	229.20	3.67	2.62
1/17/2015	2.8		17.30	144.00	239.72	8.33	3.44
1/18/2015	3.4		24.04	147.33	195.17	7.33	2.53
1/19/2015	2.0		19.39	157.33	188.81	7.00	2.78
1/20/2015	2.0		17.87	124.00	204.74	8.00	3.20
1/21/2015	2.6		17.47	142.67	200.57	6.67	3.07
1/22/2015	3.6		17.21	152.00	195.70	6.67	2.34
1/23/2015	2.0		16.43	148.00	212.24	5.67	2.47
1/24/2015	2.0		24.67	156.67	209.34	7.00	3.58
1/25/2015	2.0		20.16	108.67	173.25	7.67	3.38
1/26/2015	4.4		17.31	127.33	205.25	6.33	2.86
1/27/2015	4.0		15.90	148.67	185.71	6.00	2.81
1/28/2015	2.6		17.19	152.00	187.26	6.00	2.86
1/29/2015	3.9		17.04	147.33	216.79	6.67	2.89
1/30/2015	2.8		18.30	152.67	223.85	5.67	3.20
1/31/2015	2.0		16.14	153.33	223.67	6.33	2.31
2/1/2015	2.4		16.19	132.00	221.65	4.67	2.07
2/2/2015	2.0		16.64	133.33	249.50	4.33	3.24
2/3/2015	5.3		16.38	148.00	240.21	6.67	3.37
2/4/2015	2.0		17.19	154.67	230.61	6.00	2.12
2/5/2015	2.8		17.19	173.33	235.85	9.67	2.45
2/6/2015	4.8		16.40	160.00	246.21	5.67	2.77
2/7/2015	2.0		17.00	152.00	251.83	3.67	3.16
2/8/2015	2.4		16.42	145.33	247.21	4.67	2.24
2/9/2015	2.4		16.34	150.67	237.09	4.33	2.41
2/10/2015	3.1		16.31	157.33	230.37	4.67	3.00
2/11/2015	2.5		16.27	163.33	246.06	4.67	3.30
2/12/2015	2.4		16.36	170.00	254.84	5.17	2.72
2/13/2015	2.0		15.21	167.33	240.61	6.33	2.82
2/14/2015	28.1		16.66	148.67	231.33	5.67	3.87
2/15/2015	27.6		15.40	124.87	218.72	6.00	3.61

**Bucklin Point 2015 Wastewater Treatment Plant  
TSS, BOD and Fecal Coliform Data**

Date	Fecal Coliform		Influent Flow (MGD)	Raw Influent		Final Effluent	
	Bacteria (MPN/100 ml)			TSS (mg/L)	BOD (mg/L)	TSS (mg/L)	BOD (mg/L)
2/16/2015	7.5		15.62	168.67	251.16	4.67	3.01
2/17/2015	5.2		15.83	212.00	221.94	5.17	2.39
2/18/2015	3.0		16.43	165.33	227.54	5.00	3.27
2/19/2015	2.8		15.85	169.33	251.29	3.83	3.84
2/20/2015	2.0		14.86	148.67	210.85	5.33	2.34
2/21/2015	2.4		16.32	163.33	242.23	4.67	2.78
2/22/2015	2.4		21.75	212.67	255.89	6.33	5.15
2/23/2015	5.7		16.15	175.33	231.93	5.67	4.64
2/24/2015	3.4		15.94	157.33	239.13	6.17	2.78
2/25/2015	3.0		15.72	171.33	240.63	2.83	2.40
2/26/2015	9.7		15.82	238.67	261.03	4.33	2.66
2/27/2015	11.1		15.04	160.67	280.37	3.33	2.79
2/28/2015	2.4		15.23	162.00	230.82	5.67	2.89
3/1/2015	2.4		15.92	302.00	326.79	4.67	2.67
3/2/2015	3.4		16.71	168.67	276.06	4.33	3.49
3/3/2015	2.0		15.62	191.33	229.35	6.33	2.19
3/4/2015	4.7		25.18	190.00	229.68	7.67	3.20
3/5/2015	5.2		17.84	143.33	174.38	4.83	2.42
3/6/2015	4.6		15.92	136.67	221.46	3.44	2.60
3/7/2015	2.0		17.15	148.00	234.01	5.00	2.55
3/8/2015	2.4		17.37	150.00	235.09	5.00	2.34
3/9/2015	2.0		19.82	158.00	227.76	4.67	2.36
3/10/2015	2.4		21.97	164.00	212.55	6.33	3.97
3/11/2015	2.6		32.17	144.00	165.44	40.33	30.58
3/12/2015	4.4		21.55	134.67	131.89	5.67	3.22
3/13/2015	3.4		20.28	113.33	172.34	4.56	2.72
3/14/2015	3.4		47.60	133.33	188.40	13.67	7.03
3/15/2015	2.0		30.73	130.67	115.87	12.00	4.54
3/16/2015	2.0		26.80	79.33	138.76	7.17	3.37
3/17/2015	2.4		30.62	86.00	140.17	7.33	3.54
3/18/2015	2.6		26.79	82.00	137.03	5.67	3.55
3/19/2015	2.4		25.32	91.33	123.18	6.17	2.82
3/20/2015	5.7		25.43	83.33	144.34	4.78	2.60
3/21/2015	2.8		27.00	94.00	145.51	3.33	2.94
3/22/2015	2.0		23.47	101.33	223.03	4.33	3.47
3/23/2015	2.8		22.48	108.00	173.87	4.67	2.66
3/24/2015	5.0		21.93	110.00	175.44	7.00	4.14
3/25/2015	3.5		22.82	103.33	146.27	4.17	2.00
3/26/2015	2.4		33.24	111.33	139.96	8.67	3.97
3/27/2015	2.4		35.64	150.67	138.30	7.00	3.54
3/28/2015	2.4		31.41	83.33	132.17	8.33	3.66
3/29/2015	2.0		26.64	77.33	126.18	5.00	2.49
3/30/2015	2.0		27.56	97.33	208.07	4.00	3.72
3/31/2015	2.4		26.24	105.33	154.62	3.83	2.62
4/1/2015	2.3		24.68	98.00	153.32	5.00	3.28
4/2/2015	3.6		24.92	109.33	158.84	5.33	2.70



**Bucklin Point 2015 Wastewater Treatment Plant  
TSS, BOD and Fecal Coliform Data**

Date	Fecal Coliform		Influent Flow (MGD)	Raw Influent		Final Effluent	
	Bacteria (MPN/100 ml)			TSS (mg/L)	BOD (mg/L)	TSS (mg/L)	BOD (mg/L)
4/3/2015	2.8		26.51	96.00	174.03	3.00	4.78
4/4/2015	2.4		27.04	150.00	161.40	6.33	3.25
4/5/2015	2.0		25.79	138.00	182.92	6.33	3.16
4/6/2015	2.0		24.06	112.67	126.50	5.67	3.40
4/7/2015	2.4		30.14	126.67	138.68	8.67	4.36
4/8/2015	2.9		24.39	106.67	127.95	4.67	3.49
4/9/2015	2.4		30.24	107.33	146.44	7.67	3.06
4/10/2015	2.0		27.54	140.67	159.53	6.50	3.37
4/11/2015	2.0		23.18	120.00	162.80	5.33	4.68
4/12/2015	2.0		21.94	112.00	164.37	5.33	2.89
4/13/2015	2.0		22.05	124.00	147.29	5.67	2.59
4/14/2015	2.4		22.29	144.67	157.59	7.67	2.52
4/15/2015	2.0		21.01	135.33	191.62	6.67	2.65
4/16/2015	2.8		20.99	152.00	161.85	8.67	2.96
4/17/2015	2.0		22.82	132.67	184.51	2.11	2.26
4/18/2015	2.8		20.85	162.00	188.85	8.00	2.87
4/19/2015	2.4		19.82	139.33	188.46	6.00	2.68
4/20/2015	2.4		42.70	133.33	155.74	14.00	5.68
4/21/2015	2.4		29.26	165.33	133.18	3.67	2.39
4/22/2015	2.0		24.84	116.67	181.00	3.67	2.00
4/23/2015	2.4		23.84	110.67	159.56	5.67	2.17
4/24/2015	2.0		22.47	108.67	152.90	3.44	2.13
4/25/2015	2.0		21.82	126.00	185.84	4.67	2.34
4/26/2015	2.0		21.80	134.00	149.40	5.33	2.10
4/27/2015	2.0		21.76	116.67	154.80	5.67	2.67
4/28/2015	3.7		21.89	141.33	179.85	6.33	2.00
4/29/2015	2.3		20.47	156.67	167.31	7.00	2.99
4/30/2015	2.8		20.90	168.00	188.14	8.33	2.74
5/1/2015	3.4		20.07	142.67	212.40	5.67	4.21
5/2/2015	2.0		19.27	140.67	200.18	5.33	2.29
5/3/2015	2.0		19.55	143.33	185.33	3.33	2.38
5/4/2015	2.0		19.56	133.33	179.27	5.33	2.44
5/5/2015	2.7		18.27	143.33	216.96	4.00	2.98
5/6/2015	2.0		18.14	172.00	264.63	3.67	2.39
5/7/2015	2.4		17.20	167.33	213.70	2.78	2.33
5/8/2015	2.4		16.99	161.33	199.86	3.00	2.07
5/9/2015	2.4		17.29	163.33	306.94	5.00	2.56
5/10/2015	2.0		17.24	151.33	204.30	2.00	2.00
5/11/2015	2.0		17.94	138.00	171.80	4.00	2.00
5/12/2015	2.0		20.54	190.67	220.73	4.33	2.00
5/13/2015	2.3		18.31	153.33	200.84	2.67	2.00
5/14/2015	2.8		17.77	144.67	185.20	3.44	2.13
5/15/2015	2.4		16.92	160.67	185.23	2.67	2.32
5/16/2015	2.4		17.02	162.67	194.53	2.67	2.17
5/17/2015	2.8		16.44	136.67	227.85	2.33	3.71
5/18/2015	2.0		18.43	140.00	183.24	3.33	2.53

**Bucklin Point 2015 Wastewater Treatment Plant  
TSS, BOD and Fecal Coliform Data**

Date	Fecal Coliform		Influent Flow (MGD)	Raw Influent		Final Effluent	
	Bacteria (MPN/100 ml)			TSS (mg/L)	BOD (mg/L)	TSS (mg/L)	BOD (mg/L)
5/19/2015	2.0		23.42	182.00	191.65	9.00	3.57
5/20/2015	2.0		17.89	141.33	188.32	5.33	2.50
5/21/2015	382.7		17.96	140.00	233.24	3.56	3.06
5/22/2015	62.8		16.51	151.33	207.48	2.78	2.30
5/23/2015	2.8		15.06	170.67	245.29	2.44	2.09
5/24/2015	2.4		15.28	121.33	187.48	2.33	2.00
5/25/2015	2.0		16.76	138.00	182.62	3.33	2.81
5/26/2015	2.0		16.64	148.67	186.13	2.00	2.00
5/27/2015	2.0		16.71	158.67	194.02	2.67	2.00
5/28/2015	2.0		16.41	174.00	204.40	3.33	2.00
5/29/2015	2.4		14.87	182.00	258.94	2.00	2.49
5/30/2015	2.0		15.08	170.67	232.06	2.33	2.35
5/31/2015	3.4		35.83	174.00	207.90	10.33	4.46
6/1/2015	2.8		20.44	140.67	158.91	5.33	3.42
6/2/2015	3.4		27.67	114.00	156.50	5.33	4.15
6/3/2015	2.3		17.74	134.67	181.04	6.00	2.54
6/4/2015	2.8		17.14	142.00	176.81	4.33	2.58
6/5/2015	2.4		16.41	160.67	263.40	3.11	2.58
6/6/2015	2.0		15.50	174.67	246.65	6.67	3.12
6/7/2015	2.4		15.39	156.00	217.05	3.67	3.23
6/8/2015	2.0		16.73	117.33	199.50	5.33	3.70
6/9/2015	2.0		16.16	156.00	214.20	3.83	3.32
6/10/2015	2.3		15.20	196.67	193.35	4.17	3.30
6/11/2015	2.0		15.19	165.33	211.76	5.33	3.47
6/12/2015	2.4		14.39	170.67	227.91	2.44	2.57
6/13/2015	4.3		14.22	153.33	236.20	2.33	2.52
6/14/2015	4.4		13.79	150.67	224.78	4.33	2.59
6/15/2015	3.3		33.56	192.67	281.09	12.67	5.35
6/16/2015	4.0		16.43	136.00	189.52	4.50	2.38
6/17/2015	2.0		15.06	154.67	202.58	2.17	2.43
6/18/2015	6.1		15.04	173.33	203.10	4.00	2.52
6/19/2015	3.9		14.53	171.33	248.70	2.11	2.35
6/20/2015	3.4		14.32	184.67	215.85	7.33	2.96
6/21/2015	19.2		45.54	166.00	145.30	11.00	3.04
6/22/2015	2.4		15.98	122.00	172.54	2.67	2.06
6/23/2015	2.0		16.96	150.00	170.32	3.50	2.00
6/24/2015	2.0		15.50	163.33	203.05	2.67	2.19
6/25/2015	4.5		15.16	160.67	192.50	3.50	2.00
6/26/2015	2.4		15.04	170.00	145.30	2.78	3.04
6/27/2015	72.0		17.21	214.67	172.54	15.33	2.06
6/28/2015	19.8		36.20	144.67	160.19	4.67	2.00
6/29/2015	11.0		16.52	106.00	161.01	3.17	2.00
6/30/2015	90.7		16.04	116.00	164.14	3.17	2.00
7/1/2015	27.4		25.59	146.00	166.56	5.33	2.00
7/2/2015	8.3		15.58	145.33	199.55	3.33	2.00
7/3/2015	17.3		14.76	150.00	187.28	3.67	2.00

**Bucklin Point 2015 Wastewater Treatment Plant  
TSS, BOD and Fecal Coliform Data**

Date	Fecal Coliform		Influent Flow (MGD)	Raw Influent		Final Effluent	
	Bacteria (MPN/100 ml)			TSS (mg/L)	BOD (mg/L)	TSS (mg/L)	BOD (mg/L)
7/4/2015	3.4		14.85	124.00	181.96	4.33	2.00
7/5/2015	31.9		14.26	148.00	188.79	7.33	2.00
7/6/2015	26.3		14.69	233.33	224.70	7.67	2.00
7/7/2015	2.8		15.62	173.33	196.91	4.00	2.00
7/8/2015	2.0		21.82	159.33	209.88	3.67	2.00
7/9/2015	3.4		14.83	152.67	160.21	4.33	2.00
7/10/2015	3.5		27.10	146.00	163.37	4.33	2.00
7/11/2015	3.8		14.39	144.00	162.91	3.67	2.00
7/12/2015	3.7		14.11	138.67	162.02	5.33	2.00
7/13/2015	2.0		14.81	161.33	179.39	3.67	2.00
7/14/2015	7.9		19.23	199.33	191.89	10.00	2.00
7/15/2015	77.1		19.03	180.67	154.54	3.00	2.00
7/16/2015	152.4		14.60	146.67	160.47	7.33	2.00
7/17/2015	30.3		14.76	165.33	199.84	2.00	2.00
7/18/2015	25.5		15.29	173.33	219.09	4.67	2.00
7/19/2015	29.7		14.60	167.33	198.21	5.67	2.00
7/20/2015	12.9		14.10	156.67	176.95	4.33	2.00
7/21/2015	2.4		14.45	172.67	163.28	4.00	2.00
7/22/2015	3.0		14.06	180.00	220.87	3.22	2.00
7/23/2015	5.3		14.07	184.00	189.73	5.67	2.00
7/24/2015	5.4		14.18	206.00	225.21	5.67	2.05
7/25/2015	5.7		13.81	188.00	233.97	4.67	2.20
7/26/2015	4.0		14.51	153.33	209.89	4.67	2.07
7/27/2015	3.3		16.96	183.33	249.38	4.67	2.52
7/28/2015	10.4		16.15	175.33	230.20	6.33	2.62
7/29/2015	17.8		13.80	166.67	206.91	5.50	2.47
7/30/2015	10.2		14.94	163.33	210.25	4.50	2.35
7/31/2015	4.8		13.80	180.00	219.89	5.00	3.39
8/1/2015	2.8		13.26	176.67	210.16	5.67	2.29
8/2/2015	6.2		12.81	154.67	181.23	5.67	2.00
8/3/2015	4.0		13.91	172.00	209.07	3.33	2.12
8/4/2015	20.4		21.67	172.67	196.50	5.50	6.07
8/5/2015	18.2		13.74	180.00	202.84	7.67	3.74
8/6/2015	6.6		13.55	166.00	202.78	4.17	2.39
8/7/2015	5.4		13.18	188.00	225.75	4.44	2.74
8/8/2015	27.9		13.00	199.33	241.09	7.33	2.80
8/9/2015	35.3		13.01	182.67	198.46	6.67	2.94
8/10/2015	14.1		13.04	164.67	210.88	5.67	3.07
8/11/2015	17.9		27.62	178.00	184.52	7.00	3.23
8/12/2015	30.0		13.62	154.00	183.63	4.83	2.37
8/13/2015	21.1		12.79	170.67	216.90	3.00	2.19
8/14/2015	29.9		13.01	206.00	240.24	3.33	2.00
8/15/2015	2.8		16.71	192.67	209.79	5.33	2.00
8/16/2015	3.9		14.44	187.33	178.04	2.67	2.00
8/17/2015	14.3		13.01	135.33	185.17	2.83	2.00
8/18/2015	6.1		13.75	161.33	190.46	3.17	2.00

**Bucklin Point 2015 Wastewater Treatment Plant  
TSS, BOD and Fecal Coliform Data**

Date	Fecal Coliform		Influent Flow (MGD)	Raw Influent TSS (mg/L)	Raw Influent BOD (mg/L)	Final Effluent TSS (mg/L)	Final Effluent BOD (mg/L)
	Bacteria (MPN/100 ml)						
8/19/2015	4.2		13.33	173.33	212.28	2.50	2.00
8/20/2015	8.0		12.80	174.00	211.17	3.00	2.00
8/21/2015	8.0		17.69	215.33	208.67	3.22	2.00
8/22/2015	4.0		13.06	170.67	216.89	5.00	2.00
8/23/2015	6.4		12.92	159.33	195.76	4.33	2.00
8/24/2015	2.8		12.92	188.00	222.65	4.00	2.12
8/25/2015	6.1		13.14	190.67	216.74	5.00	2.03
8/26/2015	4.0		12.59	208.67	210.58	5.00	2.39
8/27/2015	7.3		12.69	198.00	223.15	5.00	3.08
8/28/2015	9.2		12.48	236.00	256.54	9.67	3.16
8/29/2015	6.5		12.45	191.33	230.50	8.00	2.00
8/30/2015	6.7		12.35	193.33	225.03	6.67	2.00
8/31/2015	4.3		12.82	173.33	228.49	5.33	2.00
9/1/2015	18.7		12.87	197.33	228.27	7.33	2.00
9/2/2015	6.2		13.54	184.00	260.80	5.00	2.15
9/3/2015	10.2		12.29	205.78	219.69	5.83	2.55
9/4/2015	9.2		12.35	237.06	244.35	3.11	2.53
9/5/2015	4.8		12.07	202.09	229.11	4.67	2.00
9/6/2015	2.4		11.72	193.45	235.93	6.33	2.00
9/7/2015	5.5		12.17	180.51	204.13	5.33	2.00
9/8/2015	6.3		12.56	229.75	224.01	3.33	2.00
9/9/2015	15.6		13.60	248.65	233.02	4.67	2.06
9/10/2015	10.6		25.23	237.33	225.60	6.67	2.74
9/11/2015	15.8		20.97	146.67	140.31	2.78	2.02
9/12/2015	7.3		12.65	143.33	212.98	2.33	2.00
9/13/2015	6.6		14.36	186.00	210.19	2.33	2.00
9/14/2015	4.1		12.51	186.67	243.39	3.33	2.00
9/15/2015	9.7		12.22	182.67	228.04	3.33	2.00
9/16/2015	14.1		12.27	204.67	226.05	2.00	2.00
9/17/2015	10.4		12.23	228.00	229.09	3.00	2.00
9/18/2015	3.4		12.41	212.00	268.99	4.44	2.00
9/19/2015	2.8		12.60	188.00	249.26	5.33	2.00
9/20/2015	5.7		11.97	176.00	246.66	3.33	2.00
9/21/2015	5.8		12.40	195.33	240.86	5.33	2.00
9/22/2015	4.0		12.34	179.33	239.99	2.33	2.00
9/23/2015	8.2		11.96	231.33	259.23	3.33	2.00
9/24/2015	6.8		11.89	232.67	251.71	4.00	2.00
9/25/2015	21.4		12.08	209.33	245.63	6.00	2.32
9/26/2015	5.2		12.25	197.33	260.88	5.33	2.00
9/27/2015	4.8		11.66	189.33	219.29	4.00	2.00
9/28/2015	7.1		12.56	208.00	235.78	4.33	2.00
9/29/2015	8.5		13.20	186.00	232.79	2.83	2.00
9/30/2015	11.2		49.82	232.67	176.23	5.33	3.26
10/1/2015	5.2		15.41	138.67	149.60	2.67	2.00
10/2/2015	4.3		17.69	162.67	185.13	3.44	2.00
10/3/2015	3.9		15.93	125.33	153.63	4.00	2.00

**Bucklin Point 2015 Wastewater Treatment Plant  
TSS, BOD and Fecal Coliform Data**

Date	Fecal Coliform		Influent Flow (MGD)	Raw Influent		Final Effluent	
	Bacteria (MPN/100 ml)			TSS (mg/L)	BOD (mg/L)	TSS (mg/L)	BOD (mg/L)
10/4/2015	4.8		13.76	163.33	190.66	3.67	2.00
10/5/2015	9.9		14.44	155.33	195.26	5.33	2.00
10/6/2015	8.9		13.31	190.00	204.44	6.00	2.00
10/7/2015	9.0		13.46	210.67	194.06	6.00	2.00
10/8/2015	4.0		13.19	223.33	200.44	7.67	2.00
10/9/2015	4.0		15.55	195.33	202.76	5.11	2.00
10/10/2015	7.0		12.36	199.33	233.56	5.33	2.00
10/11/2015	3.6		12.90	169.33	191.01	2.22	2.00
10/12/2015	2.8		13.78	142.67	177.60	3.00	2.00
10/13/2015	2.0		20.28	161.33	197.26	4.00	2.00
10/14/2015	2.0		13.64	162.00	192.10	2.67	2.00
10/15/2015	4.1		12.86	187.33	204.70	2.67	2.00
10/16/2015	5.7		13.19	196.67	199.19	2.44	2.00
10/17/2015	3.4		12.48	210.67	239.14	6.67	2.00
10/18/2015	2.4		12.40	158.00	189.77	3.00	2.00
10/19/2015	2.4		12.61	155.33	203.50	3.67	2.00
10/20/2015	2.0		13.78	192.67	225.04	3.67	2.00
10/21/2015	2.0		13.46	189.33	239.04	4.00	2.00
10/22/2015	3.2		13.56	209.33	209.14	3.00	2.00
10/23/2015	2.8		12.61	172.67	189.93	3.33	2.74
10/24/2015	2.0		12.94	196.00	222.54	6.33	2.25
10/25/2015	2.0		13.31	176.67	217.14	3.33	2.00
10/26/2015	2.0		12.09	186.67	226.74	5.00	2.00
10/27/2015	2.4		14.02	220.00	211.96	5.33	2.00
10/28/2015	3.5		31.08	206.00	202.01	17.67	3.74
10/29/2015	17.5		37.90	175.33	115.10	12.00	5.02
10/30/2015	12.8		13.97	143.33	170.21	5.89	2.08
10/31/2015	2.4		13.16	158.00	193.43	4.67	2.00
11/1/2015	5.5		14.38	170.67	208.41	7.33	2.00
11/2/2015	3.9		14.30	160.67	181.89	7.67	2.00
11/3/2015	3.6		13.59	145.33	215.14	4.89	2.00
11/4/2015	2.6		13.66	164.00	217.49	5.50	2.00
11/5/2015	3.4		14.90	191.33	218.06	5.11	2.00
11/6/2015	2.4		14.26	218.00	209.14	7.00	2.33
11/7/2015	2.0		13.54	172.67	209.89	7.33	2.00
11/8/2015	5.7		12.91	195.33	215.80	4.33	2.00
11/9/2015	3.4		13.17	185.33	212.03	7.67	2.00
11/10/2015	2.0		17.34	232.00	184.65	9.33	2.72
11/11/2015	3.4		15.07	203.33	197.81	6.00	2.00
11/12/2015	3.8		14.53	190.00	215.03	7.67	2.00
11/13/2015	3.4		13.44	205.33	250.64	3.89	2.29
11/14/2015	2.8		13.09	256.67	314.43	6.67	2.00
11/15/2015	2.0		12.88	187.33	286.14	5.33	2.01
11/16/2015	2.4		13.07	189.33	253.65	5.33	2.43
11/17/2015	4.3		12.91	219.33	244.43	5.33	2.16
11/18/2015	4.0		13.03	210.67	276.80	2.67	2.00

**Bucklin Point 2015 Wastewater Treatment Plant  
TSS, BOD and Fecal Coliform Data**

Date	Fecal Coliform		Influent Flow (MGD)	Raw Influent		Final Effluent	
	Bacteria (MPN/100 ml)			TSS (mg/L)	BOD (mg/L)	TSS (mg/L)	BOD (mg/L)
11/19/2015	2.4		13.84	232.67	282.03	5.22	2.11
11/20/2015	21.3		37.46	208.00	193.62	4.89	2.48
11/21/2015	2.0		13.88	166.00	191.73	5.33	2.56
11/22/2015	2.8		18.59	147.33	211.03	4.33	2.46
11/23/2015	4.8		15.36	136.00	164.19	4.33	2.32
11/24/2015	3.3		13.55	191.33	231.35	4.33	2.39
11/25/2015	2.0		13.70	174.67	230.17	4.67	2.21
11/26/2015	2.0		14.00	200.67	242.39	4.67	2.12
11/27/2015	2.0		13.21	176.67	258.19	2.00	2.47
11/28/2015	2.0		15.67	204.00	233.35	5.67	2.51
11/29/2015	2.0		12.96	156.67	211.85	4.67	2.11
11/30/2015	2.8		13.40	138.67	220.86	5.00	2.27
12/1/2015	3.4		18.71	194.00	236.81	4.00	3.30
12/2/2015	5.9		15.80	200.00	203.00	5.33	2.66
12/3/2015	6.3		13.44	176.67	199.07	8.00	2.26
12/4/2015	2.0		12.93	188.00	221.64	5.67	2.31
12/5/2015	2.0		13.02	168.00	233.74	4.00	2.01
12/6/2015	2.4		13.39	192.67	239.39	4.67	2.09
12/7/2015	2.4		13.40	176.00	217.56	4.67	2.12
12/8/2015	2.0		13.71	195.33	225.90	3.89	2.18
12/9/2015	2.3		13.67	224.00	226.93	3.33	2.00
12/10/2015	2.0		13.47	204.00	240.99	3.22	2.00
12/11/2015	3.1		13.62	214.00	262.07	3.33	2.00
12/12/2015	4.8		13.27	214.67	268.24	3.67	2.28
12/13/2015	3.4		13.44	220.67	299.63	5.33	2.48
12/14/2015	2.8		20.58	204.67	253.49	5.67	3.65
12/15/2015	6.0		19.44	202.00	220.64	6.33	2.54
12/16/2015	2.3		13.08	168.00	201.92	4.33	2.00
12/17/2015	4.0		26.22	178.67	216.25	7.00	7.60
12/18/2015	3.4		15.76	135.33	163.21	5.33	4.18
12/19/2015	2.0		13.28	144.67	225.94	8.67	3.26
12/20/2015	2.8		13.21	172.00	229.09	6.33	2.13
12/21/2015	3.3		13.99	181.33	265.26	7.67	2.23
12/22/2015	5.7		16.95	221.33	263.63	6.33	3.13
12/23/2015	2.0		28.71	192.67	223.55	10.33	4.08
12/24/2015	3.9		27.84	151.33	152.50	5.00	3.14
12/25/2015	4.6		14.42	157.33	206.24	2.67	2.36
12/26/2015	2.8		14.54	206.00	221.41	6.00	2.64
12/27/2015	4.0		17.44	166.67	223.00	6.00	2.35
12/28/2015	3.9		14.49	173.33	225.26	5.00	2.64
12/29/2015	4.8		28.40	206.67	189.24	15.22	7.57
12/30/2015	7.7		16.60	120.67	163.13	9.33	6.06
12/31/2015	3.3		21.46	130.00	155.39	5.33	3.40

***SLUDGE DATA***

***BUCKLIN POINT***

Bucklin Point Metals Loading from Final Sludge (lbs/yr)

Date	Sludge Dry Tons	Arsenic ppm lbs	Beryllium ppm lbs	Cadmium ppm lbs	Chromium ppm lbs	Copper ppm lbs	Cyanide ppm lbs	Lead ppm lbs	Mercury ppm lbs	Molybdenum ppm lbs	Nickel ppm lbs	Selenium ppm lbs	Silver ppm lbs	Zinc ppm lbs
1/6/2015	6.89	6.65	0.69	2.51	77.92	700.57	4.20	94.98	1.20	11.83	111.37	9.54	12.93	817.33
1/20/2015	6.78	5.91	0.68	2.18	79.25	603.05	4.00	81.90	0.76	10.33	101.26	8.64	11.33	745.66
Monthly Avg:	<b>6.84</b>	<b>6.28</b>	<b>0.68</b>	<b>2.35</b>	<b>78.58</b>	<b>651.81</b>	<b>4.10</b>	<b>88.44</b>	<b>0.98</b>	<b>11.08</b>	<b>106.31</b>	<b>9.09</b>	<b>12.13</b>	<b>781.50</b>
Monthly Total in lbs.	<b>312,440</b>	<b>1.96</b>	<b>0.21</b>	<b>0.73</b>	<b>24.55</b>	<b>203.65</b>	<b>1.28</b>	<b>27.63</b>	<b>0.31</b>	<b>3.46</b>	<b>33.22</b>	<b>2.84</b>	<b>3.79</b>	<b>244.17</b>
2/3/2015	7.47	5.53	0.61	2.28	98.30	643.12	5.78	75.07	0.62	10.50	98.30	7.70	11.66	709.80
2/17/2015	5.02	5.49	0.55	2.29	118.59	671.42	5.38	73.03	0.50	11.31	110.52	8.72	12.12	741.18
Monthly Avg:	<b>6.25</b>	<b>5.51</b>	<b>0.58</b>	<b>2.28</b>	<b>108.44</b>	<b>657.27</b>	<b>5.58</b>	<b>74.05</b>	<b>0.56</b>	<b>10.91</b>	<b>104.41</b>	<b>8.21</b>	<b>11.89</b>	<b>725.49</b>
Monthly Total in lbs.	<b>0.00</b>	<b>0.00</b>	<b>0.00</b>	<b>0.00</b>	<b>0.00</b>	<b>0.00</b>	<b>0.00</b>	<b>0.00</b>	<b>0.00</b>	<b>0.00</b>	<b>0.00</b>	<b>0.00</b>	<b>0.00</b>	<b>0.00</b>
3/3/2015	5.08	4.78	0.36	1.78	191.45	627.79	4.40	68.39	0.52	10.37	133.66	7.23	11.58	725.49
3/17/2015	7.34	5.70	0.15	1.94	206.30	714.19	10.00	80.24	0.43	11.08	141.55	7.57	11.96	810.99
Monthly Avg:	<b>6.21</b>	<b>5.24</b>	<b>0.26</b>	<b>1.86</b>	<b>198.88</b>	<b>670.99</b>	<b>7.20</b>	<b>74.31</b>	<b>0.48</b>	<b>10.73</b>	<b>137.61</b>	<b>7.40</b>	<b>11.77</b>	<b>768.24</b>
Monthly Total in lbs.	<b>347,140</b>	<b>1.82</b>	<b>0.09</b>	<b>0.64</b>	<b>69.04</b>	<b>232.93</b>	<b>2.50</b>	<b>25.80</b>	<b>0.16</b>	<b>3.72</b>	<b>47.77</b>	<b>2.57</b>	<b>4.09</b>	<b>266.69</b>
4/7/2015	6.76	5.28	0.71	4.58	144.43	567.42	18.00	79.36	0.50	9.58	98.80	6.25	9.52	615.03
4/21/2015	7.78	5.78	0.50	2.22	137.32	648.31	16.60	79.76	0.39	10.39	93.51	7.05	9.45	695.46
Monthly Avg:	<b>7.27</b>	<b>5.53</b>	<b>0.60</b>	<b>3.40</b>	<b>140.88</b>	<b>607.87</b>	<b>17.30</b>	<b>79.56</b>	<b>0.45</b>	<b>9.99</b>	<b>96.16</b>	<b>6.65</b>	<b>9.49</b>	<b>655.25</b>
Monthly Total in lbs.	<b>337,100</b>	<b>1.86</b>	<b>0.20</b>	<b>1.15</b>	<b>47.49</b>	<b>204.91</b>	<b>5.83</b>	<b>26.82</b>	<b>0.15</b>	<b>3.37</b>	<b>32.41</b>	<b>2.24</b>	<b>3.20</b>	<b>220.88</b>
5/5/2015	6.54	5.32	0.53	2.04	114.54	543.57	6.58	73.58	0.72	10.31	82.70	5.96	8.64	644.52
5/19/2015	5.18	5.98	0.61	2.24	103.72	614.08	3.92	74.76	0.38	10.93	76.40	7.21	10.70	729.09
Monthly Avg:	<b>5.86</b>	<b>5.65</b>	<b>0.57</b>	<b>2.14</b>	<b>109.13</b>	<b>578.83</b>	<b>5.25</b>	<b>74.17</b>	<b>0.55</b>	<b>10.62</b>	<b>79.55</b>	<b>6.58</b>	<b>9.67</b>	<b>686.81</b>
Monthly Total in lbs.	<b>315,440</b>	<b>1.78</b>	<b>0.18</b>	<b>0.67</b>	<b>34.42</b>	<b>182.58</b>	<b>1.66</b>	<b>23.40</b>	<b>0.17</b>	<b>3.35</b>	<b>25.09</b>	<b>2.08</b>	<b>3.05</b>	<b>216.65</b>
6/2/2015	6.61	5.74	0.67	2.24	104.82	779.83	5.76	87.21	0.44	12.39	84.90	7.97	12.49	905.61
6/16/2015	7.73	5.55	0.64	1.97	96.35	775.78	8.12	89.84	0.79	12.14	88.88	7.91	12.18	909.87
Monthly Avg:	<b>7.17</b>	<b>5.65</b>	<b>0.66</b>	<b>2.11</b>	<b>100.58</b>	<b>777.81</b>	<b>6.94</b>	<b>88.52</b>	<b>0.62</b>	<b>12.27</b>	<b>86.89</b>	<b>7.94</b>	<b>12.34</b>	<b>907.74</b>
Monthly Total in lbs.	<b>360,160</b>	<b>2.03</b>	<b>0.24</b>	<b>0.76</b>	<b>36.23</b>	<b>280.13</b>	<b>2.50</b>	<b>31.88</b>	<b>0.22</b>	<b>4.42</b>	<b>31.29</b>	<b>2.86</b>	<b>4.44</b>	<b>326.93</b>
7/7/2015	5.62	5.96	0.53	1.70	98.30	810.14	3.80	105.10	1.00	12.28	80.63	6.94	12.53	996.64
7/21/2015	6.16	6.57	0.69	1.66	99.98	903.19	3.80	119.10	0.85	13.03	78.39	8.67	13.05	#####
Monthly Avg:	<b>5.89</b>	<b>6.27</b>	<b>0.61</b>	<b>1.68</b>	<b>99.14</b>	<b>856.66</b>	<b>3.80</b>	<b>112.10</b>	<b>0.93</b>	<b>12.65</b>	<b>79.51</b>	<b>7.80</b>	<b>12.79</b>	<b>#####</b>
Monthly Total in lbs.	<b>366,340</b>	<b>2.30</b>	<b>0.22</b>	<b>0.62</b>	<b>36.32</b>	<b>313.83</b>	<b>1.39</b>	<b>41.07</b>	<b>0.34</b>	<b>4.64</b>	<b>29.13</b>	<b>2.86</b>	<b>4.68</b>	<b>385.45</b>
8/5/2015	7.25	6.62	0.60	1.82	103.93	962.64	3.90	109.23	1.00	13.42	88.21	9.47	14.77	#####
8/18/2015	5.03	7.52	0.70	1.71	121.16	1049.24	5.00	128.28	1.20	15.02	99.81	8.89	17.50	#####
Monthly Avg:	<b>6.14</b>	<b>7.07</b>	<b>0.65</b>	<b>1.77</b>	<b>112.55</b>	<b>1005.94</b>	<b>4.45</b>	<b>118.76</b>	<b>1.10</b>	<b>14.22</b>	<b>94.01</b>	<b>9.18</b>	<b>16.14</b>	<b>#####</b>
Monthly Total in lbs.	<b>345,480</b>	<b>2.44</b>	<b>0.22</b>	<b>0.61</b>	<b>38.88</b>	<b>347.53</b>	<b>1.54</b>	<b>41.03</b>	<b>0.38</b>	<b>4.91</b>	<b>32.48</b>	<b>3.17</b>	<b>5.57</b>	<b>406.59</b>
9/1/2015	3.50	7.81	0.70	1.71	91.36	886.65	1.70	118.88	0.91	13.67	78.59	7.63	14.93	#####
9/15/2015	5.27	6.97	0.54	1.49	80.28	793.21	1.70	97.42	0.91	12.73	62.96	6.95	14.55	#####
Monthly Avg:	<b>4.38</b>	<b>7.39</b>	<b>0.62</b>	<b>1.60</b>	<b>85.82</b>	<b>839.93</b>	<b>1.70</b>	<b>108.15</b>	<b>0.91</b>	<b>13.20</b>	<b>70.77</b>	<b>7.29</b>	<b>14.74</b>	<b>#####</b>
Monthly Total in lbs.	<b>309,420</b>	<b>2.29</b>	<b>0.19</b>	<b>0.50</b>	<b>26.56</b>	<b>259.89</b>	<b>0.53</b>	<b>33.46</b>	<b>0.28</b>	<b>4.08</b>	<b>21.90</b>	<b>2.26</b>	<b>4.56</b>	<b>333.26</b>
10/6/2015	6.49	9.41	0.54	1.69	93.36	1047.32	1.84	117.09	1.30	14.32	72.76	10.94	21.18	#####
10/20/2015	15.46	7.69	0.48	1.30	80.68	882.52	2.09	107.35	0.66	12.83	59.01	8.98	16.79	985.73
Monthly Avg:	<b>10.97</b>	<b>8.55</b>	<b>0.51</b>	<b>1.49</b>	<b>87.02</b>	<b>964.92</b>	<b>1.97</b>	<b>112.22</b>	<b>0.98</b>	<b>13.58</b>	<b>65.88</b>	<b>9.96</b>	<b>18.99</b>	<b>#####</b>
Monthly Total in lbs.	<b>427,780</b>	<b>3.66</b>	<b>0.22</b>	<b>0.64</b>	<b>37.23</b>	<b>412.77</b>	<b>0.84</b>	<b>48.00</b>	<b>0.42</b>	<b>5.81</b>	<b>28.18</b>	<b>4.26</b>	<b>8.12</b>	<b>466.31</b>
11/3/2015	6.91	4.75	0.33	0.71	61.68	630.95	2.04	68.56	0.91	10.64	48.13	5.58	12.13	754.31
11/17/2015	6.24	5.49	0.52	0.72	64.70	728.17	2.81	68.55	1.30	12.39	50.40	6.32	14.93	740.99
Monthly Avg:	<b>6.57</b>	<b>5.12</b>	<b>0.42</b>	<b>0.71</b>	<b>63.19</b>	<b>679.56</b>	<b>2.43</b>	<b>68.55</b>	<b>1.11</b>	<b>11.51</b>	<b>49.26</b>	<b>5.95</b>	<b>13.53</b>	<b>747.65</b>
Monthly Total in lbs.	<b>356,360</b>	<b>1.82</b>	<b>0.15</b>	<b>0.25</b>	<b>22.52</b>	<b>242.17</b>	<b>0.86</b>	<b>24.43</b>	<b>0.39</b>	<b>4.10</b>	<b>17.56</b>	<b>2.12</b>	<b>4.82</b>	<b>266.43</b>
12/1/2015	6.95	5.43	0.59	0.79	60.42	713.69	2.79	67.16	0.95	11.98	49.90	6.72	13.79	774.75
12/8/2015	6.58	5.70	0.55	0.87	64.62	789.77	5.36	72.67	0.83	12.58	68.10	7.38	14.73	861.57
Monthly Avg:	<b>6.76</b>	<b>5.57</b>	<b>0.57</b>	<b>0.83</b>	<b>62.52</b>	<b>751.73</b>	<b>4.08</b>	<b>69.91</b>	<b>0.89</b>	<b>12.28</b>	<b>59.00</b>	<b>7.05</b>	<b>14.26</b>	<b>818.16</b>
Monthly Total in lbs.	<b>389,080</b>	<b>2.17</b>	<b>0.22</b>	<b>0.32</b>	<b>24.33</b>	<b>292.48</b>	<b>1.59</b>	<b>27.20</b>	<b>0.35</b>	<b>4.78</b>	<b>22.95</b>	<b>2.74</b>	<b>5.55</b>	<b>318.33</b>
YEARLY TOTAL LBS	<b>3,866,740</b>	<b>24.13</b>	<b>2.15</b>	<b>6.90</b>	<b>397.56</b>	<b>2972.89</b>	<b>20.51</b>	<b>350.72</b>	<b>3.18</b>	<b>46.64</b>	<b>321.99</b>	<b>30.00</b>	<b>51.88</b>	<b>3451.69</b>



**Bucklin Point Metals Loading from Final Sludge (lbs/yr)**

<b>Year</b>	<b>Arsenic</b>	<b>Beryllium</b>	<b>Cadmium</b>	<b>Copper</b>	<b>Chromium</b>	<b>Lead</b>	<b>Mercury</b>	<b>Molybdeum</b>	<b>Nickel</b>	<b>Selenium</b>	<b>Silver</b>	<b>Zinc</b>	<b>Cyanide</b>
<b>1994</b>	16.2		35.4	3839.7	655.5	723.4	84.2		627.6		171.3	4234.5	64.3
<b>1995</b>			35.8	4306.7	681.0	551.8	55.9		539.8		126.2	3495.8	57.6
<b>1996</b>													
<b>1997</b>	16.0		52.9	4589.3	1177.6	1183.6	16.0		1074.4		339.8	4349.4	58.9
<b>1998</b>	12.2		44.8	4743.4	1263.0	1128.3	12.2		977.8		463.4	5838.9	27.7
<b>1999</b>	11.1		44.4	3906.8	993.6	930.3	11.1		716.9		473.0	5945.8	24.3
<b>2000</b>	38.3		60.8	5164.7	1304.1	1073.2	16.8	171.8	1345.4		467.7	7104.0	24.8
<b>2001</b>	57.8	13.6	38.6	4132.9	1003.3	900.1	12.0	167.4	985.3	44.4	371.2	6336.5	33.6
<b>2002</b>	43.7	6.1	27.1	4565.0	755.0	1034.3	18.0	148.9	840.7	37.6	385.8	7226.0	13.3
<b>2003</b>	30.2	6.6	29.2	3439.4	2669.3	772.3	10.0	69.3	868.1	32.1	273.0	5973.1	8.9
<b>2004</b>	27.6	7.3	45.5	3733.7	851.5	739.0	11.6	62.0	794.7	36.1	225.0	6759.2	7.6
<b>2005</b>	18.8	5.9	30.9	4468.6	969.5	682.1	8.9	77.4	781.5	32.5	153.0	5469.7	10.3
<b>2006</b>	25.5	2.0	24.4	3657.0	2398.8	713.0	6.8	37.1	1089.2	33.9	165.4	4953.9	12.0
<b>2007</b>	11.2	5.2	25.7	4676.1	4143.3	633.5	9.3	70.7	1389.7	14.4	177.5	5635.0	22.8
<b>2008</b>	8.9	14.1	23.3	4209.5	5594.6	585.4	36.0	84.7	1568.6	17.4	116.8	5519.0	27.4
<b>2009</b>	18.1	8.2	20.6	3132.4	1054.3	516.6	4.6	79.6	438.2	14.6	62.5	4895.0	19.3
<b>2010</b>	20.7	7.0	17.5	3075.2	619.0	445.7	14.4	74.3	318.1	14.6	58.1	3949.5	17.1
<b>2011</b>	19.3	9.0	13.9	2159.5	499.9	474.2	4.9	90.0	294.1	15.1	66.4	3583.1	14.5
<b>2012</b>	18.2	8.4	13.5	2502.2	370.6	370.7	4.3	84.3	269.2	16.0	56.8	3388.8	24.9
<b>2013</b>	21.1	1.9	11.7	2493.6	349.5	381.4	4.0	45.4	271.9	21.2	54.1	3264.5	19.6
<b>2014</b>	26.6	2.5	11.1	3268.3	432.7	373.4	2.9	51.5	335.1	30.3	57.8	3499.3	19.1
<b>2015</b>	23.2	2.1	7.1	2832.8	398.4	340.7	3.0	44.4	323.2	29.2	49.1	3301.6	20.2

***SEPTAGE DATA***

***BUCKLIN POINT***

**Septage Monitoring Data - 2015**

Results in ppm

Sample No.	DATE	Cd	Cd MDL	Cr	Cr MDL	Cu	Cu MDL	Pb	Pb MDL	Ni	Ni MDL	Ag	Ag MDL	Zn	Zn MDL
BA89312	1/6/2015	0.019	0.015	0.095	0.075	6.280	0.020	1.240	0.075	0.178	0.050	0.040	0.040	10.100	0.060
BA89313	1/7/2015	0.015	0.015	0.075	0.075	1.020	0.020	0.094	0.075	0.056	0.050	0.040	0.040	2.060	0.060
BA89314	1/8/2015	0.015	0.015	0.075	0.075	0.384	0.020	0.075	0.075	0.050	0.050	0.040	0.040	0.842	0.060
BA89977	1/12/2015	0.020	0.015	0.216	0.075	11.800	0.020	0.602	0.075	0.630	0.050	0.040	0.040	16.100	0.060
BA89978	1/13/2015	0.025	0.015	0.290	0.075	10.200	0.020	0.408	0.075	0.215	0.050	0.040	0.040	12.300	0.060
BA89979	1/14/2015	0.042	0.015	0.228	0.075	15.000	0.020	0.778	0.075	0.217	0.050	0.213	0.040	15.900	0.060
BA90656	1/20/2015	0.032	0.015	0.253	0.075	22.100	0.020	0.881	0.075	0.384	0.050	0.041	0.040	28.300	0.060
BA90657	1/21/2015	0.027	0.015	0.223	0.075	15.400	0.020	1.840	0.075	0.290	0.050	0.040	0.040	26.600	0.060
BA90658	1/22/2015	0.025	0.015	0.206	0.075	18.400	0.020	0.641	0.075	0.417	0.050	0.040	0.040	23.400	0.060
BA90659	1/23/2015	0.034	0.015	0.523	0.075	17.700	0.020	1.320	0.075	0.468	0.050	0.048	0.040	29.750	0.060
BA91253	1/29/2015	0.015	0.015	0.143	0.075	2.980	0.020	0.374	0.075	0.130	0.050	0.040	0.040	7.970	0.060
BA91254	1/30/2015	0.015	0.015	0.100	0.075	2.020	0.020	0.230	0.075	0.090	0.050	0.040	0.040	5.320	0.060
BA91927	2/3/2015	0.015	0.015	0.104	0.075	1.710	0.020	0.135	0.075	0.095	0.050	0.040	0.040	5.270	0.060
BA91928	2/4/2015	0.015	0.015	0.118	0.075	20.700	0.020	0.275	0.075	0.169	0.050	0.040	0.040	12.300	0.060
BA91929	2/6/2015	0.015	0.015	0.075	0.075	2.880	0.020	0.082	0.075	0.093	0.050	0.040	0.040	5.050	0.060
BA92672	2/11/2015	0.015	0.015	0.075	0.075	0.905	0.020	0.075	0.075	0.066	0.050	0.040	0.040	1.160	0.060
BA92673	2/12/2015	0.015	0.015	0.079	0.075	2.960	0.020	0.487	0.075	0.215	0.050	0.040	0.040	8.120	0.060
BA92674	2/13/2015	0.015	0.015	0.111	0.075	3.260	0.020	1.030	0.075	0.240	0.050	0.040	0.040	8.640	0.060
BA93335	2/16/2015	0.015	0.015	0.075	0.075	0.427	0.020	0.075	0.075	0.050	0.050	0.040	0.040	0.444	0.060
BA93336	2/17/2015	0.015	0.015	0.075	0.075	2.380	0.020	0.106	0.075	0.116	0.050	0.040	0.040	3.420	0.060
BA93337	2/18/2015	0.015	0.015	0.075	0.075	1.790	0.020	0.075	0.075	0.064	0.050	0.040	0.040	3.790	0.060
BA93870	2/25/2015	0.015	0.015	0.075	0.075	4.290	0.020	0.257	0.075	0.180	0.050	0.040	0.040	6.680	0.060
BA93871	2/26/2015	0.066	0.015	0.693	0.075	21.100	0.020	1.750	0.075	0.728	0.050	0.080	0.040	42.100	0.060
BA93872	2/27/2015	0.016	0.015	0.220	0.075	7.600	0.020	0.671	0.075	0.243	0.050	0.040	0.040	13.200	0.060
BA94625	3/2/2015	0.024	0.015	0.136	0.075	3.280	0.020	0.258	0.075	0.196	0.050	0.040	0.040	8.870	0.060
BA94624	3/3/2015	0.038	0.015	0.214	0.075	14.000	0.020	1.140	0.075	0.320	0.050	0.040	0.040	20.900	0.060
BA94623	3/5/2015	0.015	0.015	0.308	0.075	10.100	0.020	0.878	0.075	0.328	0.050	0.040	0.040	15.400	0.060
BA95284	3/9/2015	0.015	0.015	0.120	0.075	24.500	0.020	0.414	0.075	1.130	0.050	0.040	0.040	23.000	0.060
BA95285	3/10/2015	0.015	0.015	0.075	0.075	2.950	0.020	0.075	0.075	0.151	0.050	0.040	0.040	2.220	0.060
BA95286	3/11/2015	0.015	0.015	0.075	0.075	5.200	0.020	0.202	0.075	0.187	0.050	0.040	0.040	7.380	0.060
BA95968	3/16/2015	0.031	0.015	0.143	0.075	7.550	0.020	0.901	0.075	0.298	0.050	0.040	0.040	15.700	0.060
BA95969	3/17/2015	0.081	0.015	0.248	0.075	5.460	0.020	0.449	0.075	0.449	0.050	0.040	0.040	19.000	0.060
BA95970	3/18/2015	0.015	0.015	0.075	0.075	1.290	0.020	0.075	0.075	0.050	0.050	0.040	0.040	1.910	0.060
BA96633	3/26/2015	0.015	0.015	0.075	0.075	0.907	0.020	0.075	0.075	0.050	0.050	0.040	0.040	1.780	0.060
BA96632	3/27/2015	0.015	0.015	0.075	0.075	1.410	0.020	0.075	0.075	0.080	0.050	0.040	0.040	2.070	0.060

All values that were at or below the detection limit were reported at the detection limit

**Septage Monitoring Data - 2015**

Results in ppm

Sample No.	DATE	Cd	Cd MDL	Cr	Cr MDL	Cu	Cu MDL	Pb	Pb MDL	Ni	Ni MDL	Ag	Ag MDL	Zn	Zn MDL
BA96631	3/28/2015	0.015	0.015	0.143	0.075	4.370	0.020	0.584	0.075	0.227	0.050	0.040	0.040	8.820	0.060
BA97208	4/1/2015	0.015	0.015	0.075	0.075	1.150	0.020	0.094	0.075	0.058	0.050	0.040	0.040	2.780	0.060
BA97209	4/3/2015	0.015	0.015	0.075	0.075	2.600	0.020	0.075	0.075	0.050	0.050	0.040	0.040	1.950	0.060
BA97210	4/4/2015	0.015	0.015	0.075	0.075	4.410	0.020	0.075	0.075	0.225	0.050	0.040	0.040	4.120	0.060
BA97963	4/9/2015	0.027	0.015	0.190	0.075	7.050	0.020	0.698	0.075	0.215	0.050	0.040	0.040	17.300	0.060
BA97964	4/10/2015	0.018	0.015	0.184	0.075	5.680	0.020	0.690	0.075	0.146	0.050	0.044	0.040	11.000	0.060
BA97965	4/11/2015	0.016	0.015	0.291	0.075	4.920	0.020	0.458	0.075	0.280	0.050	0.040	0.040	16.200	0.060
BA98607	4/15/2015	0.016	0.015	0.119	0.075	13.000	0.020	0.587	0.075	0.260	0.050	0.040	0.040	13.900	0.060
BA98606	4/16/2015	0.015	0.015	0.118	0.075	12.300	0.020	0.335	0.075	0.157	0.050	0.040	0.040	11.100	0.060
BA98605	4/18/2015	0.015	0.015	0.077	0.075	7.430	0.020	0.575	0.075	0.205	0.050	0.040	0.040	13.100	0.060
BA99502	4/23/2015	0.015	0.015	0.077	0.075	8.200	0.020	0.292	0.075	0.189	0.050	0.040	0.040	11.200	0.060
BA99501	4/24/2015	0.015	0.015	0.075	0.075	0.475	0.020	0.075	0.075	0.050	0.050	0.040	0.040	1.040	0.060
BA99500	4/25/2015	0.050	0.015	0.118	0.075	5.260	0.020	0.336	0.075	0.180	0.050	0.040	0.040	18.500	0.060
BB00258	4/30/2015	0.015	0.015	0.075	0.075	0.668	0.020	0.075	0.075	0.050	0.050	0.040	0.040	1.880	0.060
BB00257	5/1/2015	0.035	0.015	0.345	0.075	10.300	0.020	0.724	0.075	0.278	0.050	0.071	0.040	24.600	0.060
BB00256	5/2/2015	0.015	0.015	0.075	0.075	2.630	0.020	0.150	0.075	0.090	0.050	0.040	0.040	7.850	0.060
BB01104	5/7/2015	0.015	0.015	0.075	0.075	0.583	0.020	0.075	0.075	0.050	0.050	0.040	0.040	3.130	0.060
BB01105	5/8/2015	0.015	0.015	0.075	0.075	1.710	0.020	0.131	0.075	0.054	0.050	0.040	0.040	5.710	0.060
BB01106	5/9/2015	0.015	0.015	0.075	0.075	1.060	0.020	0.085	0.075	0.055	0.050	0.040	0.040	3.010	0.060
BB01648	5/14/2015	0.031	0.015	0.157	0.075	12.400	0.020	1.040	0.075	0.574	0.050	0.058	0.040	19.000	0.060
BB01647	5/15/2015	0.015	0.015	0.075	0.075	3.920	0.020	0.190	0.075	0.725	0.050	0.040	0.040	7.630	0.060
BB01646	5/16/2015	0.015	0.015	0.075	0.075	2.260	0.020	0.147	0.075	0.504	0.050	0.040	0.040	5.260	0.060
BB02232	5/21/2015	0.015	0.015	0.096	0.075	3.480	0.020	0.205	0.075	0.120	0.050	0.040	0.040	6.440	0.060
BB02233	5/22/2015	0.018	0.015	0.174	0.075	8.930	0.020	0.977	0.075	0.186	0.050	0.040	0.040	14.200	0.060
BB02234	5/23/2015	0.015	0.015	0.129	0.075	4.200	0.020	0.231	0.075	0.125	0.050	0.040	0.040	11.200	0.060
BB03472	5/28/2015	0.015	0.015	0.075	0.075	2.790	0.020	0.138	0.075	0.055	0.050	0.040	0.040	4.850	0.060
BB03471	5/29/2015	0.015	0.015	0.148	0.075	5.390	0.020	0.400	0.075	0.151	0.050	0.040	0.040	13.200	0.060
BB03470	5/30/2015	0.016	0.015	0.120	0.075	6.620	0.020	0.353	0.075	0.164	0.050	0.040	0.040	14.000	0.060
BB03651	6/4/2015	0.015	0.015	0.075	0.075	3.380	0.020	0.081	0.075	0.050	0.050	0.040	0.040	6.210	0.060
BB03652	6/5/2015	0.035	0.015	0.277	0.075	10.800	0.020	0.405	0.075	0.267	0.050	0.040	0.040	30.600	0.060
BB03653	6/6/2015	0.023	0.015	0.218	0.075	10.900	0.020	0.337	0.075	0.304	0.050	0.040	0.040	24.400	0.060
BB04477	6/11/2015	0.107	0.015	0.577	0.075	46.500	0.020	3.680	0.075	0.613	0.050	0.068	0.040	54.800	0.060
BB04476	6/12/2015	0.015	0.015	0.085	0.075	3.330	0.020	1.070	0.075	0.131	0.050	0.040	0.040	10.000	0.060
BB04475	6/13/2015	0.015	0.015	0.075	0.075	8.450	0.020	0.400	0.075	0.171	0.050	0.040	0.040	7.520	0.060
BB05334	6/15/2015	0.015	0.015	0.084	0.075	14.900	0.020	0.336	0.075	0.128	0.050	0.040	0.040	9.210	0.060

All values that were at or below the detection limit were reported at the detection limit

**Septage Monitoring Data - 2015**

Results in ppm

Sample No.	DATE	Cd	Cd MDL	Cr	Cr MDL	Cu	Cu MDL	Pb	Pb MDL	Ni	Ni MDL	Ag	Ag MDL	Zn	Zn MDL
BB05335	6/17/2015	0.015	0.015	0.075	0.075	1.260	0.020	0.188	0.075	0.061	0.050	0.040	0.040	6.290	0.060
BB05336	6/18/2015	0.015	0.015	0.075	0.075	1.270	0.020	0.106	0.075	0.057	0.050	0.040	0.040	4.450	0.060
BB05812	6/25/2015	0.015	0.015	0.089	0.075	2.900	0.020	0.118	0.075	0.094	0.050	0.040	0.040	13.800	0.060
BB05813	6/26/2015	0.015	0.015	0.188	0.075	2.310	0.020	0.374	0.075	0.102	0.050	0.040	0.040	9.100	0.060
BB05814	6/27/2015	0.015	0.015	0.082	0.075	9.320	0.020	0.359	0.075	0.387	0.050	0.040	0.040	9.970	0.060
BB06578	6/29/2015	0.018	0.015	0.195	0.075	9.990	0.020	0.711	0.075	0.196	0.050	0.042	0.040	21.900	0.060
BB06577	7/1/2015	0.015	0.015	0.148	0.075	12.900	0.020	0.399	0.075	0.152	0.050	0.040	0.040	13.100	0.060
BB06576	7/2/2015	0.015	0.015	0.143	0.075	5.400	0.020	0.306	0.075	0.147	0.050	0.042	0.040	16.800	0.060
BB07055	7/6/2015	0.019	0.015	0.177	0.075	12.100	0.020	0.624	0.075	0.206	0.050	0.040	0.040	15.600	0.060
BB07054	7/7/2015	0.024	0.015	0.248	0.075	12.400	0.020	1.170	0.075	0.331	0.050	0.044	0.040	20.100	0.060
BB07053	7/8/2015	0.015	0.015	0.111	0.075	7.620	0.020	0.537	0.075	0.194	0.050	0.040	0.040	12.300	0.060
BB07898	7/15/2015	0.020	0.015	0.289	0.075	17.100	0.020	1.130	0.075	0.248	0.050	0.048	0.040	32.000	0.060
BB07899	7/16/2015	0.015	0.015	0.075	0.075	2.080	0.020	0.183	0.075	0.050	0.050	0.040	0.040	4.080	0.060
BB07900	7/17/2015	0.015	0.015	0.075	0.075	3.260	0.020	0.164	0.075	0.050	0.050	0.040	0.040	6.040	0.060
BB08694	7/22/2015	0.050	0.015	0.265	0.075	13.000	0.020	1.080	0.075	0.201	0.050	0.040	0.040	11.600	0.060
BB08693	7/23/2015	0.049	0.015	0.140	0.075	9.840	0.020	1.040	0.075	0.146	0.050	0.040	0.040	9.670	0.060
BB08692	7/24/2015	0.050	0.015	0.211	0.075	12.800	0.020	1.210	0.075	0.289	0.050	0.040	0.040	12.400	0.060
BB09272	7/28/2015	0.015	0.015	0.163	0.075	6.440	0.020	0.801	0.075	0.195	0.050	0.040	0.040	15.500	0.060
BB09273	7/29/2015	0.015	0.015	0.206	0.075	10.900	0.020	0.556	0.075	0.326	0.050	0.066	0.040	18.800	0.060
BB09274	8/1/2015	0.015	0.015	0.075	0.075	1.060	0.020	0.128	0.075	0.050	0.050	0.040	0.040	3.770	0.060
BB09854	8/4/2015	0.015	0.015	0.079	0.075	9.360	0.020	0.198	0.075	0.098	0.050	0.040	0.040	10.200	0.060
BB09853	8/5/2015	0.032	0.015	0.289	0.075	25.800	0.020	0.936	0.075	0.396	0.050	0.052	0.040	34.350	0.060
BB09852	8/8/2015	0.015	0.015	0.075	0.075	1.240	0.020	0.083	0.075	0.052	0.050	0.040	0.040	4.500	0.060
BB10762	8/12/2015	0.026	0.015	0.176	0.075	18.700	0.020	0.539	0.075	0.219	0.050	0.040	0.040	21.100	0.060
BB10761	8/14/2015	0.015	0.015	0.075	0.075	3.630	0.020	0.203	0.075	0.106	0.050	0.040	0.040	9.090	0.060
BB10763	8/15/2015	0.022	0.015	0.261	0.075	11.400	0.020	1.830	0.075	0.327	0.050	0.043	0.040	21.700	0.060
BB11265	8/17/2015	0.015	0.015	0.075	0.075	3.660	0.020	0.237	0.075	0.104	0.050	0.040	0.040	9.970	0.060
BB11266	8/18/2015	0.015	0.015	0.081	0.075	5.370	0.020	0.459	0.075	0.088	0.050	0.040	0.040	7.000	0.060
BB11267	8/19/2015	0.015	0.015	0.217	0.075	3.700	0.020	0.158	0.075	0.196	0.050	0.133	0.040	18.900	0.060
BB12189	8/26/2015	0.015	0.015	0.136	0.075	4.710	0.020	0.408	0.075	0.132	0.050	0.040	0.040	12.100	0.060
BB12187	8/27/2015	0.015	0.015	0.166	0.075	5.510	0.020	0.360	0.075	0.165	0.050	0.040	0.040	13.500	0.060
BB12186	8/28/2015	0.015	0.015	0.147	0.075	6.740	0.020	0.371	0.075	0.137	0.050	0.040	0.040	12.400	0.060
BB12701	9/1/2015	0.016	0.015	0.084	0.075	7.620	0.020	0.345	0.075	0.106	0.050	0.040	0.040	11.000	0.060
BB12702	9/2/2015	0.015	0.015	0.075	0.075	3.570	0.020	0.164	0.075	0.054	0.050	0.040	0.040	4.930	0.060
BB12703	9/3/2015	0.040	0.015	0.591	0.075	15.600	0.020	2.280	0.075	0.479	0.050	0.051	0.040	19.400	0.060

All values that were at or below the detection limit were reported at the detection limit

**Septage Monitoring Data - 2015**

Results in ppm

Sample No.	DATE	Cd	Cd MDL	Cr	Cr MDL	Cu	Cu MDL	Pb	Pb MDL	Ni	Ni MDL	Ag	Ag MDL	Zn	Zn MDL
BB13550	9/10/2015	0.015	0.015	0.075	0.075	2.430	0.020	0.144	0.075	0.050	0.050	0.040	0.040	5.050	0.060
BB13551	9/11/2015	0.061	0.015	0.155	0.075	2.830	0.020	0.351	0.075	0.251	0.050	0.040	0.040	11.200	0.060
BB13552	9/12/2015	0.015	0.015	0.075	0.075	0.436	0.020	0.075	0.075	0.050	0.050	0.040	0.040	2.040	0.060
BB14157	9/14/2015	0.015	0.015	0.075	0.075	2.240	0.020	0.204	0.075	0.094	0.050	0.040	0.040	11.700	0.060
BB14160	9/17/2015	0.041	0.015	0.401	0.075	12.900	0.020	0.922	0.075	0.615	0.050	0.076	0.040	30.550	0.060
BB14162	9/19/2015	0.015	0.015	0.094	0.075	6.170	0.020	0.234	0.075	0.093	0.050	0.040	0.040	12.800	0.060
BB15004	9/24/2015	0.023	0.015	0.116	0.075	9.940	0.020	1.230	0.075	0.138	0.050	0.043	0.040	15.200	0.060
BB15005	9/25/2015	0.015	0.015	0.107	0.075	6.060	0.020	0.373	0.075	0.105	0.050	0.040	0.040	10.100	0.060
BB15006	9/26/2015	0.051	0.015	0.292	0.075	17.800	0.020	1.020	0.075	0.455	0.050	0.040	0.040	43.100	0.060
BB15576	10/1/2015	0.018	0.015	0.168	0.075	10.700	0.020	0.564	0.075	0.180	0.050	0.040	0.040	20.600	0.060
BB15575	10/2/2015	0.024	0.015	0.154	0.075	11.400	0.020	0.457	0.075	0.191	0.050	0.042	0.040	15.100	0.060
BB15574	10/3/2015	0.041	0.015	0.125	0.075	7.950	0.020	0.531	0.075	0.214	0.050	0.040	0.040	19.400	0.060
BB16453	10/7/2015	0.015	0.015	0.075	0.075	0.853	0.020	0.075	0.075	0.050	0.050	0.040	0.040	2.020	0.060
BB16454	10/8/2015	0.015	0.015	0.075	0.075	1.930	0.020	0.182	0.075	0.055	0.050	0.040	0.040	4.630	0.060
BB16455	10/9/2015	0.030	0.015	0.178	0.075	4.430	0.020	0.274	0.075	0.228	0.050	0.040	0.040	36.450	0.060
BB16948	10/13/2015	0.015	0.015	0.075	0.075	2.100	0.020	0.197	0.075	0.060	0.050	0.040	0.040	4.950	0.060
BB16949	10/14/2015	0.026	0.015	0.283	0.075	34.000	0.020	0.403	0.075	0.255	0.050	0.040	0.040	21.300	0.060
BB16952	10/15/2015	0.035	0.015	0.369	0.075	22.600	0.020	2.130	0.075	0.418	0.050	0.040	0.040	56.500	0.060
BB17659	10/19/2015	0.025	0.015	0.199	0.075	4.910	0.020	0.410	0.075	0.191	0.050	0.040	0.040	22.900	0.060
BB17661	10/21/2015	0.015	0.015	0.075	0.075	1.370	0.020	0.108	0.075	0.050	0.050	0.040	0.040	3.540	0.060
BB17662	10/22/2015	0.015	0.015	0.075	0.075	0.513	0.020	0.075	0.075	0.050	0.050	0.040	0.040	1.340	0.060
BB18183	10/26/2015	0.016	0.015	0.125	0.075	3.040	0.020	0.166	0.075	0.146	0.050	0.040	0.040	20.800	0.060
BB18182	10/27/2015	0.034	0.015	0.293	0.075	19.300	0.020	0.739	0.075	0.422	0.050	0.093	0.040	44.250	0.060
BB18181	10/30/2015	0.015	0.015	0.075	0.075	24.900	0.020	0.295	0.075	0.980	0.050	0.040	0.040	8.640	0.060
BB19044	11/4/2015	0.015	0.015	0.075	0.075	2.810	0.020	0.178	0.075	0.050	0.050	0.040	0.040	4.820	0.060
BB19043	11/5/2015	0.023	0.015	0.091	0.075	10.600	0.020	0.503	0.075	0.134	0.050	0.062	0.040	10.900	0.060
BB19042	11/7/2015	0.017	0.015	0.179	0.075	9.610	0.020	0.714	0.075	0.154	0.050	0.040	0.040	16.100	0.060
BB19587	11/12/2015	0.023	0.015	0.225	0.075	7.040	0.020	1.100	0.075	0.260	0.050	0.040	0.040	12.200	0.060
BB19586	11/13/2015	0.023	0.015	0.249	0.075	8.480	0.020	0.945	0.075	0.271	0.050	0.082	0.040	15.500	0.060
BB19585	11/14/2015	0.017	0.015	0.191	0.075	5.530	0.020	0.487	0.075	0.196	0.050	0.040	0.040	19.400	0.060
BB20343	11/16/2015	0.015	0.015	0.075	0.075	6.250	0.020	0.227	0.075	0.051	0.050	0.040	0.040	5.020	0.060
BB20344	11/17/2015	0.015	0.015	0.075	0.075	0.137	0.020	0.075	0.075	0.050	0.050	0.040	0.040	0.725	0.060
BB20348	11/21/2015	0.015	0.015	0.075	0.075	2.520	0.020	0.244	0.075	0.074	0.050	0.040	0.040	8.690	0.060
BB20902	11/25/2015	0.015	0.015	0.075	0.075	1.920	0.020	0.149	0.075	0.050	0.050	0.040	0.040	6.260	0.060
BB20903	11/27/2015	0.015	0.015	0.075	0.075	1.380	0.020	0.141	0.075	0.069	0.050	0.040	0.040	5.400	0.060

All values that were at or below the detection limit were reported at the detection limit

**Septage Monitoring Data - 2015**

Results in ppm

Sample No.	DATE	Cd	Cd MDL	Cr	Cr MDL	Cu	Cu MDL	Pb	Pb MDL	Ni	Ni MDL	Ag	Ag MDL	Zn	Zn MDL
BB20904	11/30/2015	0.015	0.015	0.119	0.075	3.040	0.020	0.251	0.075	0.125	0.050	0.040	0.040	10.000	0.060
BB20901	12/4/2015	0.015	0.015	0.075	0.075	3.400	0.020	0.163	0.075	0.072	0.050	0.040	0.040	5.620	0.060
BB20900	12/5/2015	0.055	0.015	0.466	0.075	19.300	0.020	2.290	0.075	0.978	0.050	0.105	0.040	38.000	0.060
BB20899	12/7/2015	0.041	0.015	0.180	0.075	10.400	0.020	0.898	0.075	0.265	0.050	0.040	0.040	32.000	0.060
BB22265	12/8/2015	0.015	0.015	0.146	0.075	25.700	0.020	0.654	0.075	0.224	0.050	0.040	0.040	13.700	0.060
BB22266	12/9/2015	0.018	0.015	0.196	0.075	21.700	0.020	0.769	0.075	0.257	0.050	0.042	0.040	19.300	0.060
BB22267	12/10/2015	0.015	0.015	0.087	0.075	4.090	0.020	0.561	0.075	0.100	0.050	0.040	0.040	12.000	0.060
BB23071	12/14/2015	0.030	0.015	0.203	0.075	10.200	0.020	1.650	0.075	0.434	0.050	0.040	0.040	17.500	0.060
BB23072	12/15/2015	0.037	0.015	0.247	0.075	14.000	0.020	2.160	0.075	0.718	0.050	0.047	0.040	22.500	0.060
BB23073	12/16/2015	0.015	0.015	0.126	0.075	6.760	0.020	0.748	0.075	0.257	0.050	0.040	0.040	11.100	0.060
BB23487	12/21/2015	0.015	0.015	0.132	0.075	11.000	0.020	0.929	0.075	0.207	0.050	0.040	0.040	16.600	0.060
BB23489	12/23/2015	0.021	0.015	0.187	0.075	17.100	0.020	1.630	0.075	0.232	0.050	0.040	0.040	19.300	0.060
BB23490	12/24/2015	0.015	0.015	0.075	0.075	3.780	0.020	0.334	0.075	0.181	0.050	0.040	0.040	9.480	0.060
BB24205	12/29/2015	0.015	0.015	0.075	0.075	7.420	0.020	0.142	0.075	0.128	0.050	0.040	0.040	5.110	0.060
BB24206	12/30/2015	0.015	0.015	0.075	0.075	4.000	0.020	0.696	0.075	0.108	0.050	0.040	0.040	12.200	0.060
BB24207	12/31/2015	0.015	0.015	0.142	0.075	8.530	0.020	2.440	0.075	0.131	0.050	0.040	0.040	21.000	0.060

All values that were at or below the detection limit were reported at the detection limit

# ***RIVER MONITORING DATA***



River Fecal Results 2015  
(MPN/100 mL)

Date	Woonasquatucket River						West River			Providence River	Seekonk River
	S-9-Manton Ave.	S-8D - Parking Bridge Olneyville	S-8C-Delaine St.	S-7B-Pleasant Valley Pkwy.	S-7A-Kinsley St.	W7C-Eagle Street	S-10-Douglas Ave. Bridge	S-10-B Veazie St. Bridge	S-11-West River St. Bridge	S-12- Crawford St. Bridge	SR-5A Pitman Street
1/5/2015	140	70	90	90	150	40				430	40
1/6/2015					40	40	90	40	40	90	
1/12/2015	40	<30	90	40	40	35				230	40
1/13/2015					<30	90	40	<30	<30	40	
1/20/2015	90	<30	<30	230	40	60				90	90
1/21/2015					<30	40	90	90	90	90	
1/26/2015	<30	<30	90	<30	<30	<30				230	90
1/30/2015							90	<30	<30		
2/3/2015	90	40	90	90	90	52				930	
2/4/2015					40	<30	40	230	<30		
2/9/2015	40	<30	70		30	96				230	
2/10/2015					<30	<30	40	40	90	90	
2/16/2015	90	40	40		40					40	
2/17/2015					90				90	430	
2/23/2015		40		90	<30					750	
2/24/2015					40					930	
3/3/2015		<30	<30	40	40	53				930	
3/4/2015					750	430	230	230	230	230	
3/9/2015	40	40	150	40	40	35				230	
3/10/2015					230	<30	90	40	90	40	
3/16/2015	90	40	90	40	90	96				230	
3/17/2015					90	930	230	40	90	70	
3/23/2015	<30	40	<30	40	<30	35				<30	
3/24/2015					30	<30	230	40	40	90	
3/30/2015	<30	40	90	90	<30	40				<30	40
3/31/2015					90	<30	<30	40	<30	90	
4/6/2015	<30	40	30	<30	<30	<30				40	<30
4/7/2015					<30	<30	40	90	40	90	
4/13/2015	<30	<30	<30	<30	<30	<30				40	<30
4/14/2015					90	<30	230	930	430	<30	
4/20/2015	<30	40	<30	90	40	52				70	<30
4/21/2015					430	1,500	230	390	430	430	
4/27/2015	<30	30	90	<30	70	35				90	40
4/28/2015					<30	<30	230	90	430	430	
5/4/2015	<30	90	430	<30	90	35				930	40
5/5/2015					<30	90	<30	40	430	230	
5/11/2015	<30	90	430	430	70	96				40	90
5/12/2015					390	230	9,300	930	4,300	230	

River Fecal Results 2015  
(MPN/100 mL)

Date	Woonasquatucket River						West River			Providence River	Seekonk River
	S-9-Manton Ave.	S-8D - Parking Bridge Olneyville	S-8C-Delaine St.	S-7B-Pleasant Valley Pkwy.	S-7A-Kinsley St.	W7C-Eagle Street	S-10-Douglas Ave. Bridge	S-10-B Veazie St. Bridge	S-11-West River St. Bridge	S-12- Crawford St. Bridge	SR-5A Pitman Street
5/18/2015	230	230	90	430	930	144				930	40
5/19/2015					930	430	2,300	930	4,300	230	
5/26/2015	90	90	430	40	70	254				930	40
5/27/2015					430	430	230	230	230	40	
6/1/2015	46,000	110,000	24,000	110,000	110,000	105,071				24,000	7,500
6/2/2015					7,500	15,000	2,300	2,300	9,300	3,900	
6/8/2015	430	90	150	230	230	299				750	930
6/9/2015					430	230	430	9,300	2,300	930	
6/11/2015								930	4,300		
6/15/2015	2,300	2,300	2,300	2,300	15,000	14,064				2,100	430
6/16/2015					930	430	4,300	750	2,300	930	
6/22/2015	2,300	4,300	1,500	930	2,300	2,300				2,300	9,300
6/23/2015					430	930	2,300	4,300	2,300	2,300	
6/29/2015	930	2,300	2,300	430	930	1,463				2,300	90
6/30/2015					930	2,300	930	2,300	750	2,300	
7/6/2015	90	430		430	4,300	930				930	<30
7/7/2015					2,300	1,500	430	430	930	230	
7/13/2015	230	430	930	930	930	632				930	40
7/14/2015					4,300	930	2,300	4,300	2,300	2,300	
7/20/2015	40	230	930	930	930	1,463				4,300	<30
7/21/2015					2,300	230	2,300	930	4,300	750	
7/23/2015					1,500		750	430	7,500		
7/27/2015	4,300	2,300	24,000	9,300	24,000	24,000				9,300	430
7/28/2015					2,300	4,300	4,300	2,300	9,300	4,300	
8/3/2015	90	210	4,300	430	230	430				430	30
8/4/2015					110,000	46,000	46,000	>240000	46,000	46,000	
8/11/2015	150	2,300	3,900	930	2,300	462				4,300	<30
8/12/2015					4,300	430	2,300	9,300	15,000	4,300	
8/17/2015	430	430	90	930	2,300	415				930	40
8/18/2015					4,300	2,300	930	230	150	750	
8/20/2015						4,095	430				
8/24/2015	230	230	930	230	4,300	430				390	<30
8/25/2015					4,300	930	1,500	230	1,500	930	
8/27/2015					430		2,300	230	9,300		
8/31/2015	4,300	2,300	750	930	430	462				150	<30
9/1/2015					230	230	9,300	1,500	2,300	90	
9/3/2015	90	930	430					2,300	2,300		

River Fecal Results 2015  
(MPN/100 mL)

Date	Woonasquatucket River						West River			Providence River	Seekonk River
	S-9-Manton Ave.	S-8D - Parking Bridge Olneyville	S-8C-Delaine St.	S-7B-Pleasant Valley Pkwy.	S-7A-Kinsley St.	W7C-Eagle Street	S-10-Douglas Ave. Bridge	S-10-B Veazie St. Bridge	S-11-West River St. Bridge	S-12- Crawford St. Bridge	SR-5A Pitman Street
9/8/2015	40	150	90	430	9,300	430				430	90
9/9/2015					430	930	430	930	930	430	
9/14/2015	430	200	230	2,300	4,300	462				2,300	750
9/15/2015					2,300	430	1,500	230	1,500	930	
9/21/2015	90	930	230	230	24,000	230				9,300	40
9/22/2015					4,300	430	430	230	430	930	
9/24/2015				930	2,300						
9/28/2015	90	150	150	230	150	214				90	<30
9/29/2015					930	2,300	90	90	150	930	
10/5/2015	90	750	430	930	4,300	1,500				930	230
10/6/2015					430	150	430	430	230	930	
10/13/2015	930	430	4,300	4,300	24,000	2,300				9,300	230
10/14/2015					430	230	2,300	230	4,300	230	
10/19/2015	40	230	70	70	230	60				390	<30
10/20/2015					430	150	70	230	930	390	
10/26/2015	<30	<30	90	430	90	60				230	40
10/27/2015					2,300	4,300	40	150	230	4,300	
11/2/2015	930	9,300	9,300	2,300	9,300	2,198				2,300	2,100
11/3/2015					210	90	430	150	230	930	
11/5/2015	90	40	<30	<30							40
11/9/2015	<30	90	230	430	230	70				90	30
11/10/2015					90	70	<30	230	230	90	
11/16/2015	<30	90	40	430	230	314				230	<30
11/17/2015					150	90	430	930	40	40	
11/23/2015	150	40	90	230	430	90				1,500	150
11/24/2015					430	40	210	430	1,500	430	
11/30/2015	40	<30	<30	90	230	60				90	<30
12/1/2015					230	40	90	230	430	90	
12/7/2015	<30	40	30	90	230	35				930	90
12/8/2015					430	<30	40	90	90	40	
12/14/2015	<30	<30	30	150	90	40				230	40
12/15/2015					2,300	90	90	230	430	930	
12/21/2015	150	40	40	<30	40	46				2,300	230
12/22/2015					230	230	<30	230	90	40	
12/28/2015	40	230	40	230	40	159				230	40
12/29/2015					150	430	150	230	4,300	930	

River Fecal Data 2015  
(MPN/100 mL)

Date	Moshassuck River							Blackstone River		Pawtuxet River
	S-1- Higginson Ave. Bridge	S-4D- St. Francis Cemetery	S-4B- End of Moshassuck St.	S-5- Footbridge Mill St.	S-4- Cemetery St. Bridge	S-5A- Stevens St. Bridge	S-6- Park Row Bridge	S-2- Whipple Bridge	S-3- Slater Mill Dam	Pawtuxet River @ Broad Street
1/5/2015				179				40	40	230
1/6/2015	<30	90	1,181	254	210	930	430			
1/12/2015				77				70	<30	35
1/13/2015	30	230	144	77	430	230	230			
1/20/2015				186				430	150	90
1/21/2015	40	30	35	60	<30	40	70			
1/26/2015				70				<30	<30	<30
1/30/2015	90	90			<30	430	90			
2/3/2015				173				90	40	60
2/4/2015	430	230		144	230	90	90			
2/9/2015				60					<30	52
2/10/2015		230		60	230	230	230			
2/16/2015				314						40
2/17/2015		40		430	430	230	2,300			
2/19/2015				930			35			
2/23/2015				632						60
2/24/2015			96	632	230	230	930			
3/3/2015				632				<30	<30	<30
3/4/2015		150	314	197	430	90	430			
3/9/2015				79				<30	<30	60
3/10/2015	70	90	144	60	90	90	<30			
3/16/2015				1,463				430	430	46
3/17/2015	430	430	144	197	230	230	210			
3/23/2015				173				70	<30	<30
3/24/2015	230	<30	35	35	40	40	40			
3/30/2015				70				<30	<30	<30
3/31/2015	<30	90	35	35	40	<30	<30			
4/6/2015				116				40	90	35
4/7/2015	<30	90	89	186	90	430	230			
4/13/2015				373				<30	<30	<30
4/14/2015	90	40	144	430	40	430	230			
4/15/2015								<30		
4/20/2015				1,181					<30	67
4/21/2015	90	90	347	568	430	230	430			
4/27/2015				410				40	<30	<30
4/28/2015	<30	90	79	632	390	930	210			
5/4/2015				102				40	40	35
5/5/2015	<30	<30	144	289	230	90	230			
5/11/2015				144				<30	230	79

River Fecal Data 2015  
(MPN/100 mL)

Date	Moshassuck River							Blackstone River		Pawtuxet River
	S-1- Higginson Ave. Bridge	S-4D- St. Francis Cemetery	S-4B- End of Moshassuck St.	S-5- Footbridge Mill St.	S-4- Cemetery St. Bridge	S-5A- Stevens St. Bridge	S-6- Park Row Bridge	S-2- Whipple Bridge	S-3- Slater Mill Dam	Pawtuxet River @ Broad Street
5/12/2015	90	90	144	4,625	<30	930	230			
5/18/2015				1,181				<30	230	173
5/19/2015	430	210	632	2,540	930	9,300	1,500			
5/26/2015				230				<30	<30	40
5/27/2015	230	150	60	1,463	90	230	430			
6/1/2015				20,683				930	750	10,159
6/2/2015	2,300	9,300	9,300	11,811	2,300	9,300	2,300			
6/8/2015				835				230	40	116
6/9/2015	430	930	2,000	314	230	430	430			
6/11/2015	230	2,300	2,000							
6/15/2015				4,625				430	150	5,874
6/16/2015	750	430	632	6,928	750	1,500	4,300			
6/22/2015				3,145				2,300	930	4,300
6/23/2015	430	7,500	3,145	1,463	9,300	2,300	430			
6/29/2015				2,300				430	930	930
6/30/2015	930	930	994	994	1,500	1,500	7,500			
7/6/2015				632				90	230	230
7/7/2015	150	930	187	1,775	430	930	2,300			
7/13/2015				3,145				90	230	60
7/14/2015	430	2,300	2,300	1,463	430	9,300	2,300			
7/20/2015				1,463				930	150	150
7/21/2015	2,300	2,300	1,463	1,181	230	2,300	2,300			
7/23/2015	90	390	430	1,181	230	430	4,300			
7/27/2015				24,000				750	230	632
7/28/2015	430	1,500	6,324	4,095	9,300	4,300	4,300			
8/3/2015				2,300				430	150	462
8/4/2015	110,000	9,300	20,683	162,481	46,000	24,000	>240000			
8/11/2015				33,226				230	230	127
8/12/2015	750	750	4,300	6,324	4,300	9,300	7,500			
8/17/2015				1,463				210	430	79
8/18/2015	230	390	186	835	90	930	930			
8/24/2015				430				90	230	53
8/25/2015	40	930	1,463	994	930	430	930			
8/27/2015			930	750						
8/31/2015				632				930	430	430
9/1/2015	430	150	727	771	150	2,300	930			
9/3/2015			474		750	230				
9/8/2015				4,625				430	30	230
9/9/2015	90	930	1,463	1,061	390	930	4,300			

River Fecal Data 2015  
(MPN/100 mL)

Date	Moshassuck River							Blackstone River		Pawtuxet River
	S-1- Higginson Ave. Bridge	S-4D- St. Francis Cemetery	S-4B- End of Moshassuck St.	S-5- Footbridge Mill St.	S-4- Cemetery St. Bridge	S-5A- Stevens St. Bridge	S-6- Park Row Bridge	S-2- Whipple Bridge	S-3- Slater Mill Dam	Pawtuxet River @ Broad Street
9/14/2015				1,463				40	930	462
9/15/2015	230	930	1,857	835	430	1,500	230			
9/21/2015				835				30	90	83
9/22/2015	430	750	1,463	9,503	430	430	4,300			
9/24/2015			632	765	930	230	430			
9/28/2015				289				70	<30	66
9/29/2015	150	150	289	994	90	24,000	430			
10/5/2015				994				230	930	314
10/6/2015	430	930	602	632	2,300	230	430			
10/13/2015				33,226				<30	40	430
10/14/2015	<30	430	9,300	994	9,300	930	930			
10/19/2015				602				<30	90	179
10/20/2015	40	430	994	293	930	430	930			
10/26/2015				462				40	<30	60
10/27/2015	2,300	930	4,300	415	2,300	430	230			
11/2/2015				33,226				230	24,000	2,995
11/3/2015	40	90	410	994	230	430	750			
11/5/2015									40	<30
11/9/2015				455				<30	<30	40
11/10/2015	<30	90	60	442	90	230	230			
11/16/2015				727				<30	<30	60
11/17/2015	40	430	632	159	430	70	150			
11/23/2015				835				90	90	197
11/24/2015	70	90	102	314	230	150	430			
11/30/2015				230				90	<30	40
12/1/2015	<30	930	314	632	230	230	430			
12/7/2015				90				<30	90	<30
12/8/2015	40	40	994	187	430	230	230			
12/14/2015				79				90	<30	35
12/15/2015	230	430	314	1,061	230	2,300	390			
12/21/2015				462				230	<30	52
12/22/2015	90	230	230	83	90	230	230			
12/28/2015				314				<30	40	96
12/29/2015	40	<30	1,061	1,181	2,300	430	930			