

PRETREATMENT PROGRAM

ANNUAL REPORT

JANUARY 1, 2016 - DECEMBER 31, 2016



ATTACHMENT VOLUME II

NBC WASTEWATER TREATMENT
FACILITY, SEWERAGE DISTRICT AND
USER SPECIFIC DATA

ATTACHMENT VOLUME II

NARRAGANSETT BAY COMMISSION

***WASTEWATER TREATMENT
FACILITY, SEWERAGE DISTRICT AND
USER SPECIFIC DATA***

**LISTING OF ATTACHMENT SECTIONS
ATTACHMENT VOLUME II**

**NBC WASTEWATER TREATMENT FACILITY,
SEWERAGE DISTRICT AND
USER SPECIFIC DATA**

<u>SECTION #</u>	<u>TITLE</u>
1	Industrial and Commercial users
2	Permit Issuance / Reissuance Activities
3	User Inspection History
4	Emergency or Special Investigations
5	Compliance Monitoring Results for Significant Industrial Users
6	Compliance Monitoring Results for Non-Significant Users
7	Surveillance Manhole Monitoring Data and Legend
8	Summary of Notice of Violation Letters Issued
9	User Late Reports and Requirements
10	POTW, Septage, and River Monitoring Data

ATTACHMENT VOLUME II

SECTION 1

***INDUSTRIAL AND COMMERCIAL
USERS***

***INDUSTRIAL AND COMMERCIAL
USERS***

FIELD'S POINT

Field's Point
List of Permitted Users - 2016

Company Name	Facility Address	Category	Significant
1302 Marketplace	1302 Atwood Avenue Johnston RI 02919	82	No
141 Westminster Corporation	141 Westminster Street Providence RI 02903	85	No
144 Benefit Street Associates	144 Benefit Street Providence RI 02903-1208	86	No
1484 Company LLC	1484 Mineral Spring Avenue North Providence RI 02904	85	No
180 GCMB LLC	75 East Street Providence RI 02903	86	No
1871 Mineral Spring Corporation	1871 Mineral Spring Avenue North Providence RI 02904	85	No
221 Academy Ave. Meat, Inc.	221 Academy Avenue Providence RI 02908	81	No
248 Academy Laundromat LLC	248 Academy Avenue Providence RI 02908	92	No
334 South Water Inc.	334 South Water Street Providence RI 02903	85	No
383 Corp	1132 Mineral Spring Avenue North Providence RI 02904	85	No
383 Corp.	440 Smithfield Avenue Providence RI 02904	85	No
383 Corporation - First Floor	100 Twin River Road, 1st Floor Lincoln RI 02865	85	No
383 Corporation - Second Floor	100 Twin River Road, 2nd Floor Lincoln RI 02865	85	No
383 Corporation - Third Floor	100 Twin River Road, 3rd Floor Lincoln RI 02865	85	No
615 Charles Street, Inc.	615 Charles Street Providence RI 02904	92	No
69 Empire Corporation	69 Empire Street Providence RI 02903	85	No
73 Washington Corp.	81 Washington Street Providence, RI RI 02903	85	No
78 Dorrance Corporation	78 Dorrance Street Providence RI 02903	85	No
7-Eleven (Charles Street)	549 Charles Street Providence RI 02904	85	No
7-Eleven (Johnston)	1601 Hartford Avenue Johnston RI 02919	85	No
7-Eleven Inc. (Atwells)	548 Atwells Avenue Providence RI 02909	85	No
7-Eleven Inc. (Broad Street)	270 Broad Street Providence RI 02903	85	No
7-Eleven, Inc.	775 Cranston Street Providence RI 02907	85	No
800 Allens Restaurant LLC	800 Allens Avenue Providence RI 02905	85	No
A & F Foods, LLC	224 Thayer Street Providence RI 02906	85	No
A & F Plating Company	45 River Avenue Providence RI 02908	11	Yes
A Duie Pyle, Inc.	4 Green Earth Avenue Johnston RI 02919	37	No
A&M Fairway, Inc.	114 Waterman Street Providence RI 02906	85	No
A. Harrison & Company, Inc.	35 Hurdis Street North Providence RI 02904	22	Yes
A.A. Mariani Funeral/Carriage	200 Hawkins Street Providence RI 02904	96	No
A.D.J. Donuts	860 Elmwood Avenue Providence RI 02907	85	No

Field's Point
List of Permitted Users - 2016

Company Name	Facility Address	Category	Significant
A.N.I., LLC	1039 Chalkstone Avenue Providence RI 02908	85	No
AAA Northeast Warehouse/Fleet Operations	160 Royal Little Drive Providence RI 02904	37	No
AAB Restaurant Group	7-9 Parade St Providence RI 02909	85	No
Achievement First	370 Hartford Avenue Providence RI 02909	86	No
Ada's Creations, Inc.	1137 Broad Street Providence RI 02905	85	No
Addies Laundromat	431 Atwells Ave Providence RI 02909	92	No
Admiral Donuts, Inc.	50 Admiral Street Providence RI 02908	85	No
Admiral Packaging	10 Admiral Street Providence RI 02908-3203	42	No
Admiral Suds Laundry	363 Admiral Street Providence RI 02908	92	No
Adriana Inc.	864 Broad Street Providence RI 02907	85	No
Advanced Dental Care	433 Lloyd Avenue Providence RI 02906	94	No
Aipso	302 Central Avenue Johnston RI 02919	86	No
AJG Corp	145 Spruce Street Providence RI 02903	85	No
Al Forno	577 South Main Street Providence RI 02903	85	No
Alberto K. Corporation	230-232 Atwells Avenue Providence RI 02903	85	No
Al-Jac Produce	33 Hemlock Street Providence RI 02908	81	No
Alloy Holdings, LLC	160 Niantic Avenue Providence RI 02907	43	Yes
Alpine Auto Body, Inc.	416 West Fountain Street Providence RI 02903	97	No
Aluminum & Copper Recycling, Inc.	68 Salem Street Providence RI 02907	42	No
Alviti Link-All, Inc.	165 Dyerville Avenue Johnston RI 02919	42	No
Americana Expo Center, LLC	740 Plainfield Street Providence RI 02909	85	No
Amos House	500 Broad Street Providence RI 02907	85	No
Amos House - Pine Street	460 Pine Street Providence RI 02907	85	No
Andino's Restaurant	171 Atwells Avenue Providence RI 02903	85	No
Andrade Cranston Donuts	552 Cranston Street Providence RI 02907	85	No
Andrea's Restaurant	268 Thayer Street Providence RI 02906	85	No
Angell Street Dental Associate	425 Angell Street Providence RI 02906	94	No
Angelo Inc.	725 Branch Avenue Providence RI 02904	81	No
Angkor Restaurant	10 Traverse Street Providence RI 02903	85	No
Anjon Inc.	659 Killingly Street Johnston RI 02919	85	No
Annex Plating	One Warren Avenue North Providence RI 02911	41	No

Field's Point
List of Permitted Users - 2016

Company Name	Facility Address	Category	Significant
Anthony M. Paolucci, DMD, P.C.	1545 Smith Street North Providence RI 02911	94	No
Anthony Paolucci Family Dentists	931 Smith Street Providence RI 02908	94	No
Antojitos Quetzal, Inc.	447 Hartford Avenue Providence RI 02909	85	No
Antonelli Poultry	62 DePasquale Avenue Providence RI 02903	81	No
Antonio's Pizza - Thayer Street LLC	256-258 Thayer Street Providence RI 02906	85	No
Apac Tool, Inc.	49 Hurdis Street North Providence RI 02904	46	No
Apsara Asian Restaurant	716 Public Street Providence RI 02907	85	No
ARA-Rhode Island Dialysis	9 Plenty Street Providence RI 02907	95	No
Arbor Hill Assisted Living	153 Dean Street Providence RI 02903	86	No
Archangel Michael Inc.	1417 Atwood Avenue Johnston RI 02919	85	No
Arden Jewelry Mfg, Co.	10 Industrial Lane Johnston RI 02919	42	No
AREE, LLC	18 South Angell Street Providence RI 02906	85	No
Aristocrat Dental Laboratory	868 Charles Street North Providence RI 02904	99	No
Armando and Sons # 2 Inc.	891-895 Elmwood Avenue Providence RI 02907	82	No
Armbrust International, Ltd.	735 Allens Avenue Providence RI 02905-5412	11	Yes
Armstrong/Gladding. American Post. #69	2 Salem Street Providence RI 02907	85	No
Aro-Sac, Inc.	1 Warren Avenue North Providence RI 02911	42	No
AS220	111 Empire Street Providence RI 02903	99	No
AS220 - Print Shop	131 Washington Street Providence RI 02903	24	No
Asian Star Market, Inc.	678 Elmwood Avenue Providence RI 02907	81	No
Aspen Dental	1384 Atwood Avenue Johnston RI 02919	94	No
Atamian Manufacturing Corp.	910 Plainfield Street Providence RI 02909	21	No
Athens Diner LLC	1449 Mineral Spring Avenue North Providence RI 02904	85	No
Atwells Realty Corporation	One Franklin Square Providence RI 02903	85	No
Atwill-Conroy Providence, LLC	1196 Smith Street Providence RI 02908	94	No
Atwood Car Wash	1512 Atwood Avenue Johnston RI 02919	97	No
Atwood Laundromat	1215 Atwood Avenue Johnston RI 02919	92	No
Au Bon Pain - Women & Infants' Hospital	101 Dudley Street Providence RI 02905	85	No
Au Bon Pain Company, Inc.	100 Westminster Street, Fleet Center Providence RI 02903	85	No
Augusta Street Kitchen	361 Academy Avenue Providence RI 02908	85	No
Aurora Civic Association	289 Broadway Providence RI 02903	85	No

Field's Point
List of Permitted Users - 2016

Company Name	Facility Address	Category	Significant
Auto Parts Group Southwest, LLC.	30 Green Earth Avenue Johnston RI 02919	42	No
Avalon Bay - Center Place	50 Park Row West Providence RI 02903	89	No
Avenue Grille	2223 Mineral Spring Avenue North Providence RI 02911	85	No
Aznet LLC	856-858 Admiral Street Providence RI 02904	92	No
B&D LLC	255 Weybosset Street Providence RI 02903	85	No
B. Deltoro & Sons, Inc.	393 Harris Avenue Providence RI 02909	81	No
B. Maceroni & Sons, Inc.	1381 Smith Street North Providence RI 02911	96	No
B. R. Kingston LLC	985 North Main Street Providence RI 02904	97	No
B.J. Clanton Complex	674 Prairie Avenue Providence RI 02903	86	No
Baba's First Daughter, LLC	424 Smith Street Providence RI 02908	85	No
Bacani Enterprises	1455 Mineral Spring Ave North Providence RI 02904	85	No
Baffoni's Poultry Farm	320 Greenville Avenue Johnston RI 02919	81	No
Bagel Express	1846 Smith Street North Providence RI 02911	81	No
Baja's	273A Thayer Street Providence RI 02906	85	No
Baker Street Cafe LLC	75 Baker Street Providence RI 02905	85	No
Ballard Mack Sales and Service of RI	280 Scituate Avenue Johnston RI 02919	37	No
Bang Bar Inc.	370 Richmond Street Providence RI 02903	85	No
Bank of America City Center	2 Kennedy Plaza Providence RI 02903	89	No
Bannister Operations Associates, LLC	135 Dodge Street Providence RI 02907	86	No
Barbara Mancini Cavicchio DDS	1492 Mineral Spring Avenue North Providence RI 02904	94	No
Barbara's Catering	1282 Chalkstone Avenue Providence RI 02908	85	No
Basha Restaurant & Bar, Inc.	284 Thayer Street Providence RI 02906	85	No
Bay Foods, Inc.	1303 North Main Street Providence RI 02904	85	No
Bayside Endoscopy Center, LLC.	33 Staniford Street, First Floor Providence RI 02905	95	No
Being Sisyphus, Inc.	11 Olneyville Square Providence RI 02909	85	No
Bell Funeral Home, Inc.	571 Broad Street Providence RI 02907	96	No
Bella's Jewelry	225 Dupont Drive Providence RI 02907	42	No
Beneficent House, Inc.	One Chestnut Street Providence RI 02903	86	No
Benefit Dental Care, LLC	5 Benefit Street Providence RI 02904	94	No
Berkshire Place Ltd.	455 Douglas Avenue Providence RI 02908	86	No
Best Cleaner Inc.	1115 Chalkstone Avenue Providence RI 02908	92	No

Field's Point
List of Permitted Users - 2016

Company Name	Facility Address	Category	Significant
Best Eastern Chinese Restaurant	1820 Mineral Spring Avenue North Providence RI 02904	85	No
Best Taste	1001 Mineral Spring Avenue North Providence RI 02904	85	No
Bethany Home of Rhode Island	111 South Angell Street Providence RI 02906	86	No
Better Burger Company	215-217 Thayer Street Providence RI 02906	85	No
Betty's	1137 Charles Street North Providence RI 02904	85	No
Big Ricks Subs and Wieners	1219 Atwood Avenue Johnston RI 02919	85	No
Big Tony's Pizza	525 Eaton Street Providence RI 02908	85	No
Bitumar	30 Shipyard Street Providence RI 02905	95	No
Bj's Wholesale Club	200 Stonehill Road Johnston RI 02919	82	No
BL Restaurant Operations, LLC	One Union Station Providence RI 02903	85	No
Blend, LLC	63 DePasquale Square Providence RI 02903	85	No
Blossom Laundry Inc.	65 Manton Avenue Providence RI 02909	92	No
Blue Cross-Blue Shield	500 Exchange Street Providence RI 02903	86	No
Blue Elephant Restaurant, Inc.	303 South Main Street Providence RI 02903	85	No
BMFERS LLC	380 Atwells Avenue Providence RI 02909	85	No
Boat on the Blue Inc.	122 Fountain Street Providence RI 02903	85	No
Bob & Timmy's Grilled Pizza	32 Spruce Street Providence RI 02903	85	No
Bob's Riccotti's Sandwich Shop	1465 Atwood Avenue Johnston RI 02919	85	No
Bocado Tapas Wine Bar	60 Valley Street Providence RI 02909	85	No
Bonanza Acquisition, LLC	One Bonanza Way Providence RI 02904	37	No
Bonollo Provisions Co., Inc.	55 Clarkson Street Providence RI 02908	81	No
Boojums Inc.	1455 Westminster Street Providence RI 02909	85	No
Borrelli's Bakery	805 Charles Street Providence RI 02904	81	No
Bravo Brasserie	123 Empire Street Providence RI 02903	85	No
Bread Unlimited, LLC	11 Newark Street, #1 Providence RI 02908	81	No
Brewed Awakenings Coffeeshouse LLC	1577 Atwood Avenue Johnston RI 02919	85	No
Briana's Restaurant	758 Atwells Avenue Providence RI 02908	85	No
Briarcliffe Gardens	49 Old Pocasset Road Johnston RI 02919	86	No
Bright Funeral Home	290 Public Street Providence RI 02905	96	No
Brittany Motors	159 Greenville Avenue Johnston RI 02919	97	No
Broad and Potter Laundromat	769 Broad Street Providence RI 02907	92	No

Field's Point
List of Permitted Users - 2016

Company Name	Facility Address	Category	Significant
Broad Street Little Caesars, LLC	529 Broad Street Providence RI 02907	85	No
Broad, Inc.	933 Broad Street Providence RI 02907	81	No
Broadway Bistro	205 Broadway Providence RI 02903	85	No
Broadway Laundry, Inc.	135 Broadway Providence RI 02903	92	No
Brother's Famous Pizza	950 Broad Street Providence RI 02905	85	No
Brown University	75 Waterman Street Providence RI 02912	86	No
Brown University - Barbour Hall	100 Charlesfield Street Providence RI 02906	86	No
Brown University - Barus & Holley	184 Hope Street Providence RI 02906	95	No
Brown University - Carr House	70 Brown Street Providence RI 02912	86	No
Brown University - Central Heat Plant	235 Lloyd Avenue Providence RI 02906	52	No
Brown University - Diman & Wayland House	31 Brown Street Providence RI 02906	86	No
Brown University - Facilities Management	295 Lloyd Avenue Providence RI 02906	97	No
Brown University - Faculty Club	One Magee Street Providence RI 02912	85	No
Brown University - Geochem	152 George Street Providence RI 02906	95	No
Brown University - Graduate Center	42 Charlesfield Street Providence RI 02906	86	No
Brown University - Granoff Center	154 Angell Street Providence RI 02912	89	No
Brown University - Keeney Quad	11 Benevolent Street Providence RI 02912	86	No
Brown University - List Art	64 College Street Providence RI 02912	93	No
Brown University - Meehan Auditorium	235 Hope Street Providence RI 02912	89	No
Brown University - Metcalf hall	98 Cushing Street Providence RI 02906	86	No
Brown University - Miller Hall	118 Cushing Street Providence RI 02906	86	No
Brown University - Nelson Fitness Center	225 Hope Street Providence RI 02912	89	No
Brown University - New Pembroke Hall	302 Thayer Street Providence RI 02906	86	No
Brown University - Rhode Island Hall	60 George Street Providence RI 02912	86	No
Brown University - Sears House	113 George Street Providence RI 02906	86	No
Brown University - Sharpe Refectory	144 Thayer Street Providence RI 02912	85	No
Brown University - Sidney Frank Hall	171 Meeting Street Providence RI 02912	95	No
Brown University - Strip Mall	252 Brook Street Providence RI 02906	84	No
Brown University - Vartan Gregorian Quad	101 Thayer Street Providence RI 02912	86	No
Brown University - Verney Woolley	204 Meeting Street Providence RI 02912	86	No
Brown University - W. Duncan Macmillan	167 Thayer Street Providence RI 02906	95	No

Field's Point
List of Permitted Users - 2016

Company Name	Facility Address	Category	Significant
Brown University - Wriston Quad	29 Brown Street Providence RI 02906	86	No
Brown University- Alumnae Hall	194 Meeting Street Providence RI 02906	52	No
Brown University- Harkness House	47 Charlesfield Street Providence RI 02906	86	No
Brown University-Andrews Hall	211 Bowen Street Providence RI 02903	86	No
Brown University-Hope College	21 Prospect Street Providence RI 02912	86	No
Brown University-Horace Mann	47-49 George Street Providence RI 02912	86	No
Brown University-Hunter Lab	89 Waterman Street Providence RI 02912-9079	95	No
Brown University-Lyman Hall	77 Waterman Street Providence RI 02912	86	No
Brown University-Manning Building	1-21 Prospect Street Providence RI 02912	86	No
Brown University-Medical Education Bldg.	222 Richmond Street Providence RI 02903	95	No
Brown University-Remediation Project	70 Ship Street Providence RI 02912	40	No
Brown University-Watson Center	366 Brook Street Providence RI 02906	53	No
Bubble Tea House	849 Westminster Street Providence RI 02903	85	No
Burger Domination LLC	301 Atwells Avenue Providence RI 02903	85	No
Burger King - # 1989	458 Smithfield Avenue Providence RI 02904	85	No
Burger King - # 2421	280 Broad Street Providence RI 02907	85	No
Burger King - #3406	45 Pleasant Valley Parkway Providence RI 02908	85	No
Burger King #10759	1382 Mineral Spring Avenue North Providence RI 02904	85	No
Busy Bubbles	610 Plainfield Street Providence RI 02909	92	No
Butler Hospital	345 Blackstone Boulevard Providence RI 02906	90	No
B-X Providence, LLC	700 Smith Street Providence RI 02908	86	No
B-X Providence, LLC	800 Smith Street Providence RI 02908	86	No
C&L Johnston, LLC	1448 Hartford Avenue, Suite A Johnston RI 02919	85	No
Cafe Choklad	2 Thomas Street Providence RI 02903	85	No
Cafe La France - Empire	73 Empire Street Providence RI 02903	85	No
Cafe Nuovo	One Citizen Plaza Providence RI 02903	85	No
Cajun Luau	Providence Place Mall Providence RI 02903	85	No
Calf Donuts Inc.	1245 North Main Street Providence RI 02904	85	No
Cal's Corner Restaurant	1538 Smith Street North Providence RI 02911	85	No
Camila Dry Cleaner, LLC	1060 Broad Street Providence RI 02905	92	No
Campus Pizza	9 Mount Pleasant Avenue Providence RI 02908	85	No

Field's Point
List of Permitted Users - 2016

Company Name	Facility Address	Category	Significant
Capital Grille Holdings, Inc.	10 Memorial Blvd. Suite 101 Providence RI 02903	85	No
Capriccio's Restaurant	2 Pine Street Providence RI 02903	85	No
Caress Dental Inc.	909 North Main Street Providence RI 02904	94	No
Caribe Mini Mart, LLC	615 Charles Street Providence RI 02904	85	No
Carl G. Lauro School	99 Kenyon Street Providence RI 02903	86	No
Carrie's Restaurant, Inc.	1035 Douglas Avenue Providence RI 02904	85	No
Carrie's Seafood Express	1942 Smith Street North Providence RI 02911	85	No
Casa Mexico	802 Atwells Avenue Providence RI 02909	85	No
Caserta Pizzeria	121 Spruce Street Providence RI 02903-1524	85	No
Cassarino's Restaurant	177 Atwells Avenue Providence RI 02903	85	No
Catanzaro's Pizzeria	1385 Mineral Spring Ave North Providence RI 02904	85	No
Cathedral Art Metal Co., Inc.	25 Manton Avenue Providence RI 02909	24	No
CAV Restaurant	14 Imperial Place Providence RI 02903	85	No
Cavalry Vapor, LLC	100 Fountain Street, Unit 1B Providence RI 02903	85	No
Celebrity Cleaners	335 Manton Avenue Providence RI 02909	92	No
Central High School	70 Fricker Street Providence RI 02903	86	No
Centro America Dtribuidora Supermarket	996 Chalkstone Avenue Providence RI 02908	81	No
Certified Disaster Restoration	15 Clarkson Street Providence RI 02908	99	No
Chalk Donuts Inc.	1082 Chalkstone Avenue Providence RI 02909	85	No
Chalkstone Auto Body, Inc.	224 Chalkstone Avenue Providence RI 02908	97	No
Chalkstone Supermarket	1050 Chalkstone Avenue Providence RI 02908	82	No
Champagne & Light DMDs	189 Waterman Street Providence RI 02906	94	No
Chanthathim Inc.	787 Hope Street Providence RI 02906	85	No
Charles Street Coffee Company	813 Charles Street Providence RI 02904	85	No
Charles Street Diner	1029 Charles Street North Providence RI 02904	85	No
Charlesgate Nursing Center	100 Randall Street Providence RI 02904	86	No
Charley PR Inc.	1 Providence Place, Space 5115 Providence RI 02903	85	No
Chef Ho's	243 Atwells Avenue Providence RI 02903	85	No
Chelo's	505 Silver Spring Street Providence RI 02904	85	No
Cheng's Kitchen	1526 Smith Street North Providence RI 02911	85	No
Cherry Hill Grille	223 B Greenville Avenue Johnston RI 02919	85	No

Field's Point
List of Permitted Users - 2016

Company Name	Facility Address	Category	Significant
Cherry Hill Manor	2 Cherry Hill Road Johnston RI 02919	86	No
Chez Pascal	960 Hope Street Providence RI 02906	85	No
China Garden Chinese Restaurant	1011 Chalkstone Avenue Providence RI 02908	85	No
Chipotle Mexican Grill of Colorado, LLC	235 Thayer Street Providence RI 02906	85	No
Choi's Restaurant	420 Cranston Street Providence RI 02907	85	No
Chow Fun, Inc.	121 North Main Street Providence RI 02903	85	No
Christian Brothers LLC	11 West Park Street Providence RI 02908	86	No
Christiansen Dairy Co. Inc.	1729 Smith Street North Providence RI 02911	84	No
Christina D. Dicomis DMD	1557 Hartford Avenue Johnston RI 02919	94	No
Churchill & Banks Co.	110 Elm Street Providence RI 02903	53	No
Ciara Restaurant and Lounge, Inc.	678 Killingly Street Johnston RI 02919	85	No
Cibao Supermarket	228 Manton Avenue Providence RI 02903	82	No
Circe	50 Weybosset Street Providence RI 02903	85	No
Cisco's Pizza	361 Reservoir Avenue Providence RI 02907	85	No
City of Providence	444 Westminster Street Providence RI 02903	86	No
Cityline Dental	400 Reservoir Avenue Providence RI 02907	94	No
CJUF III MJH Providence, LLC	One Orms Street Providence RI 02904	86	No
Clean Plate	345 South Water Street Providence RI 02903	85	No
Club Fantasies	28 Sims Avenue Providence RI 02909-1023	85	No
CMG Holding Company LLC	20 Westminster Street Providence RI 02903	85	No
CMG Holding Company, LLC - MSA	1658 Mineral Spring Avenue North Providence RI 02904	85	No
Coca-Cola	95 Pleasant Valley Parkway Providence RI 02908	37	No
Coffee Plus Snack Bar V.F.#68	80 Washington Street Providence RI 02903	85	No
Coin-Op - Providence	280 - 282 Smith Street Providence RI 02908	92	No
Colbea LLC (North Main)	1075 North Main Street Providence RI 02904	97	No
Coletta's Collision Center	283 Allens Avenue Providence RI 02905	97	No
Comfort Dental	1482 Broad Street Providence RI 02905	94	No
Community College of RI	1762 Louisquisset Pike Lincoln RI 02865-4585	86	No
Community College of RI - Providence	One Hilton Street Providence RI 02905	86	No
Complete Cleaning Systems Inc.	333 Niantic Avenue, Unit 1 Cranston RI 02910	99	No
Contech Medical, Inc.	99 Hartford Avenue Providence RI 02909	43	No

Field's Point
List of Permitted Users - 2016

Company Name	Facility Address	Category	Significant
Contract Specialties, Inc.	234 Hartford Avenue Providence RI 02909	11	Yes
Cook & Brown Public House, Ltd.	959 Hope Street Providence RI 02906-3736	85	No
Cool-Lick's Lemonade and Ice Cream	1808 Smith Street North Providence RI 02911	85	No
Cooperative Care Center	2 Dudley Street Providence RI 02905-3236	90	No
Courtesy Cleaners, Inc.	13 Industrial Lane Johnston RI 02919	92	No
Courtyard by Marriott	32 Exchange Terrace Providence RI 02903	86	No
Cox Communications, Inc. - FP Vault	9 James P Murphy Highway West Warwick RI 02893	27	No
Craig Van Dongen, DDS	372 Ives Street Providence RI 02906	94	No
Crisloid, LLC	55 Porter Street Providence RI 02905	21	No
Cromwell Ventures, LLC	55 Cromwell Street Providence RI 02907	86	No
Cumberland Farms, Inc.	663 Killingly Street Johnston RI 02919	85	No
D & D Chrome Plating	355 Dexter Street Providence RI 02907	41	No
D&D Coffee, Inc.	1800 Smith Street North Providence RI 02911	85	No
D. E. Foods, Inc.	420 Broad Street Providence RI 02907	85	No
D. Palmieri Bakery	624 Killingly Street Johnston RI 02919	89	No
Dama Jewelry Technologies	25 Oakdale Avenue Johnston RI 02919	26	No
D'Ambra Auto Sales	169 Elmwood Avenue Providence RI 02907	97	No
DAPP Enterprises LLC	1041 Douglas Avenue Providence RI 02904	85	No
Darlington Memory Lane Inc.	1073 Mineral Spring Avenue North Providence RI 02904	86	No
Dave & Buster's	40 Providence Place Providence RI 02903	85	No
Dave's Coffee	341 South Main Street Providence RI 02903	85	No
David I. Konicov, D.D.S.	189 Governor Street Providence RI 02906	94	No
Davies Technical School	50 Jenckes Hill Road Lincoln RI 02865	86	No
Dean Auto Collision Center	700 North Main Street Providence RI 02904	97	No
Delcupolo, Abramowitz & Associates	117 Wickenden Street Providence RI 02903	94	No
DelGreco Family LLC	819 Elmwood Avenue Providence RI 02907	97	No
Della Valle Inc.	286 Atwells Avenue Providence RI 02903	85	No
Den Den Cafe Asiana	161 Benefit Street Providence RI 02903	85	No
Denise M. Shapiro, DDS	40 Elmgrove Avenue Providence RI 02906	94	No
Dent Plus Dental Center	66 Kennedy Plaza Providence RI 02903	94	No
Dental Associates of RI	1414 Atwood Avenue - Suite 350 Johnston RI 02919	94	No

Field's Point
List of Permitted Users - 2016

Company Name	Facility Address	Category	Significant
Department of Administration	50 Orms Street Providence RI 02904	52	No
Department of Administration	1 Capitol Hill Providence RI 02908	83	No
Designs International Inc.	1263 Hartford Avenue Johnston RI 02919	42	No
Detroit Collision Center	1189 Douglas Avenue North Providence RI 02904	97	No
Dexter Cleaners	1669 Mineral Spring Avenue North Providence RI 02904	92	No
DFI-EP, LLC	50 Waterman Avenue North Providence RI 02911	11	Yes
DiCecco Inc.	1463 Atwood Avenue Johnston RI 02919	85	No
DiFruscia Industries, Inc.	20-A Starr Street Johnston RI 02919	11	Yes
Dinga Operating LLC	1427 Hartford Avenue Johnston RI 02919	85	No
Diocese of Providence - Office Building	One Cathedral Square Providence RI 02903	52	No
Dominion Energy Manchester St., Inc.	40 Point Street Providence RI 02903	27	Yes
Domino's Pizza (Broad Street)	526 Broad Street Providence RI 02907	85	No
Domino's Pizza (Chalkstone Avenue)	1010 Chalkstone Avenue Providence RI 02905	85	No
Don Jose Restaurant	351 Atwells Avenue Providence RI 02903	85	No
Dr. Larry Levin	276 Smith Street Providence RI 02908	94	No
Dr. Lee Whitney	261 Academy Avenue Providence RI 02908	94	No
Drs. Rubinstein & Ducoff, Inc.	362 Ives Street Providence RI 02906	94	No
Drs. Votolato and Paziienza	266 Wayland Avenue Providence RI 02906	94	No
Dunkin Donuts - Allens Avenue	818 Allens Avenue Providence RI 02905	85	No
Dunkin Donuts - Atwells Avenue	579 Atwells Avenue, Suite 101E Providence RI 02903	85	No
Dunkin Donuts - Atwood Avenue	1491 Atwood Avenue Johnston RI 02919	85	No
Dunkin Donuts - Branch Avenue	740 Branch Avenue Providence RI 02904	85	No
Dunkin Donuts - Broad Street	315 Broad Street Providence RI 02907	85	No
Dunkin Donuts - Gano Street	133 Gano Street Providence RI 02906	85	No
Dunkin Donuts - Plainfield Street	672 Plainfield Street Providence RI 02903	85	No
Dunkin Donuts - Pleasant Valley	14 Pleasant Valley Parkway Providence RI 02908	85	No
Dunkin Donuts (Providence Place Mall)	Providence Place Mall Providence RI 02903	85	No
Dunkin Donuts Center	One LaSalle Square Providence RI 02903	86	No
Dunkin Donuts-Killingly	602 Killingly Street Johnston RI 02906	85	No
Du-Pro-Lux Cleansers	597 Plainfield Street Providence RI 02909	92	No
Durks Bar-B-Q	275 Thayer Street Providence RI 02906	85	No

Field's Point
List of Permitted Users - 2016

Company Name	Facility Address	Category	Significant
E&M Enterprises, LTD	16 Sunnyside Avenue Johnston RI 02919	11	Yes
Eagle Laundry Inc.	411 Charles Street Providence RI 02904	25	Yes
East Coast Pizza	39E Greenville Avenue Johnston RI 02919	85	No
East Coast Screen Printing	22 Partridge Street Providence RI 02908	99	No
East Side Cottage, LLC	748 Hope Street Providence RI 02906	85	No
East Side Endodontics	130 Waterman Street Providence RI 02906	94	No
East Side Periodontics, Ltd.	324 Angell Street Providence RI 02906	99	No
East Side Pockets, INC	278 Thayer Street Providence RI 02906	85	No
Eastern Color & Chemical Co.	35 Livingston Street Providence RI 02904	22	Yes
Eastern Screw Company	71 Mill Street Johnston RI 02919	26	No
Eastside Providence, LLC	165 Pitman Street Providence RI 02906	82	No
Easy Entertaining, Inc.	166 Valley Street, Building 10 Providence RI 02909	85	No
Ebisu	38 Pontiac Avenue Providence RI 02907	85	No
El Chapin	271 Plainfield Street Providence RI 02909	85	No
El Eden Restaurant	1110 Chalkstone Avenue Providence RI 02908	85	No
El Fogon Latino Restaurant, LLC	1100 Broad Street Providence RI 02905	85	No
El Fogonazo Meat Market	1059 Broad Street Providence RI 02905	81	No
El Mogote	1262 Broad Street Providence RI 02905	85	No
El Quiche Bakery Store, Inc.	1076 Chalkstone Avenue Providence RI 02908	81	No
El Rancho Grande	311 Plainfield Street Providence RI 02909	85	No
El Rey De Las Pupusas	1019 Chalkstone Avenue Providence RI 02908	85	No
Electrolizing, Inc.	20 Houghton Street Providence RI 02904	11	Yes
Ellie's Bakery	61 Washington Street Providence RI 02903	85	No
Elliot M. Robbins Funeral Home	2251 Mineral Spring Avenue North Providence RI 02911	96	No
Elmwood Avenue Church of God	297 Elmwood Avenue Providence RI 02907	85	No
Elmwood Community School	708 Elmwood Ave Providence RI 02907	86	No
Elmwood Health Center	225 Elmwood Avenue Providence RI 02907	86	No
Elmwood Ultra Clean Laundry	801 Elmwood Avenue Providence RI 02907	92	No
Enterprise Rent-A-Car of R.I. (Johnston)	1674 Hartford Avenue Johnston RI 02919	37	No
Enterprise Rent-A-Car of R.I. (NP)	1935 Mineral Spring Avenue North Providence RI 02904	37	No
Epivax, Inc.	146 Clifford Street Providence RI 02903	95	No

Field's Point
List of Permitted Users - 2016

Company Name	Facility Address	Category	Significant
Epoch Assisted Living on the East Side	1 Butler Avenue Providence RI 02906	86	No
Ethan Zamp & Co. Ltd.	125 North Main Street Providence RI 02903	85	No
Excellent Pizza	255 Reservoir Ave. Providence RI 02907	85	No
Extreme Auto Recondition	303 Pocasset Avenue Providence RI 02909	97	No
Extreme Clean Laundry Inc.	50 Ann Mary Street Pawtucket RI 02860	92	No
F. Saia Restaurants, Inc. LLC	1200 Hartford Avenue Johnston RI 02919	85	No
Fairfield University Heights LP	99 Roger Williams Green Providence RI 02904	86	No
Fairfield University Heights LP	99 Roger Williams Green Providence RI 02904	86	No
Fairfield University Heights LP	99 Roger Williams Green Providence RI 02904	86	No
Fairfield University Heights, LP	99 Roger Williams Green Providence RI 02904	86	No
Fairfield University Heights, LP	99 Roger Williams Green Providence RI 02904	86	No
Famiglia e Amici Inc.	762 Hope Street Providence RI 02906	85	No
Fat Belly's Pub	125 Canal Street Providence RI 02903	85	No
FC Biltmore Hotel Management	11 Dorrance Street Providence RI 02903	86	No
FedEx Ground Package System, Inc.	29 Green Earth Way Johnston RI 02919	37	No
Fed-Rick Veal Company	125 Sutton Street Providence RI 02903	81	No
Fellini Pizzeria	166 Wickenden Street Providence RI 02903	85	No
Ferguson Animal Enterprises Inc.	660 Woonasquatucket Avenue North Providence RI 02911	99	No
Ferguson Perforating Company	130 Ernest Street Providence RI 02905	42	No
FI Managment, LLC	929 North Main Street Providence RI 02904	92	No
Figidini Wood Fire Eatery, LLC	67 Washington Street Providence RI 02903	85	No
Finest Car Wash	38 Pleasant Valley Parkway Providence RI 02908	97	No
Firehouse No. 13, LLC	41 Central Street Providence RI 02907	85	No
First Casting, Inc.	64 Dyerville Avenue Johnston RI 02919	59	No
Flan y Ajo	225 A Westminster Street Providence RI 02903	85	No
Flatbread Providence, Inc.	161 Cushing Street Providence RI 02906	85	No
Fleming's Steakhouse	1 West Exchange Street Providence RI 02903	85	No
Fondue Providence, LLC	199 Providence Place Providence RI 02903	85	No
Food and Beverage Corp.	44 Custom House Street Providence RI 02903	85	No
Food Corp	863 Broad Street Providence RI 02907	82	No
Food For The Soul	149 Admiral Street Providence RI 02908	85	No

Field's Point
List of Permitted Users - 2016

Company Name	Facility Address	Category	Significant
Fortnight Wine Bar, LLC	79 Dorrance Street Providence RI 02903	85	No
Forty-Four Donuts, Inc.	39A Putnam Pike Johnston RI 02919	85	No
Four Season's Restaurant	361 Reservoir Avenue Providence RI 02907	85	No
Freeway Car Wash	1880 Westminster Street Providence RI 02909	97	No
Friendly Laundromat, Inc.	1000 Chalkstone Avenue Providence RI 02908	92	No
Friendly's	1883 Mineral Spring Avenue North Providence RI 02904	85	No
Froyo World	219 Thayer Street Providence RI 02906	85	No
Fruity Franchise	755 Westminster Street Providence RI 02903	85	No
Fu Ming Chinese Restaurant	9 Greenville Avenue Johnston RI 02919	85	No
Fuji Chen	Providence Place Mall Providence RI 02903	85	No
Fuji Restaurant Group, Inc.	1190 North Main Street Providence RI 02904	85	No
G. Tanury Plating Company	100 Railroad Avenue Johnston RI 02919	11	Yes
Galvanique (Johnston)	1340 Hartford Avenue Johnston RI 02919	41	No
Gano Holdings, LLC	220 India Street Providence RI 02903	86	No
Ga-Rel Manufacturing Company	564 Manton Avenue Providence RI 02909	44	No
Genesis Marketing Group - Warren Avenue	2 Warren Avenue North Providence RI 02911	42	No
Geneva Diner	1162 Douglas Avenue North Providence RI 02904	85	No
Geoff's Superlative Sandwiches - Benefit	163 Benefit Street Providence RI 02903	85	No
GIFU Providence, Inc.	Providence Place Mall Providence RI 02903	85	No
Gilbane Building Company	7 Jackson Walkway Providence RI 02903	53	No
Godiva Chocolatier	110 Providence Place Providence RI 02903	85	No
Golden City	39 Putnam Pike Johnston RI 02919	85	No
Golden Crest Nursing Centre	100 Smithfield Road North Providence RI 02904	86	No
Golden Pot, Inc.	150 Elmwood Avenue, Suite 3 Providence RI 02907	85	No
Gothic Pewter LLC	95 Hathaway Street, Suite 31 Providence RI 02907	43	No
GQS Providence, Inc.	326 Westminster Street Providence RI 02903	85	No
Gracie's Ventures	194 Washington Street Providence RI 02903	85	No
Greco Brothers Inc.	1 Greco Lane Providence RI 02909-2616	27	No
Green Apple	168 Atwells Avenue Providence RI 02903	85	No
Green Basil Thai Restaurant	2086 Mineral Spring Avenue North Providence RI 02911	85	No
Greystone Auto Center	129 Waterman Avenue North Providence RI 02911	97	No

Field's Point
List of Permitted Users - 2016

Company Name	Facility Address	Category	Significant
Guido Murphy, Inc.	1874 Mineral Spring Avenue North Providence RI 02904	85	No
H and A Kitchen	92 Carpenter Street Providence RI 02903	85	No
H&S Management, LLC	1401 Douglas Avenue North Providence RI 02904-4058	85	No
HABC, LLC	3 Luongo Memorial Square Providence RI 02903	85	No
Hamov- Hotov LLC	761 Hartford Avenue Johnston RI 02919	85	No
Harrison Casting	15 Joy Street Johnston RI 02919	51	No
Hartford Laundromat, Inc.	401 Hartford Avenue Providence RI 02909	92	No
Haruki East Ltd.	172 Wayland Avenue Providence RI 02906	85	No
Hasbro	15 LaSalle Square Providence RI 02903	86	No
Haven Brothers Diner	72 Spruce Street Providence RI 02903-1557	85	No
Hei Place	One Commerce Way Johnston RI 02919	85	No
Hemenway's Seafood Grill & Oyster Bar	121 South Main Street Providence RI 02903	85	No
High Tide Food Concepts LLC	71 Washington Street Providence RI 02903	85	No
Highlander Charter School	42 Lexington Avenue Providence RI 02907	86	No
Hillview Auto Body	105 Railroad Avenue Johnston RI 02919	97	No
Himalayan Group, LLC	234 Wickenden Street Providence RI 02903	85	No
HNR, LLC	300 George Waterman Road Johnston RI 02919	85	No
Hobbs Brook Management LLC	1301 Atwood Avenue Johnston RI 02919	86	No
Hobbs Brook Management, LLC	270 Central Avenue Johnston RI 02919	86	No
Hodosh Dental Associates, Inc.	243 Elmwood Avenue Providence RI 02907	94	No
Hoey-Arpin-Williams-King Funeral Home	168 Academy Avenue Providence RI 02908	96	No
Home and Hospice Care of Rhode Island	1085 North Main Street Providence RI 02904	86	No
Homefries Restaurant	1417 Atwood Avenue Johnston RI 02919	85	No
Hometown Pizza and Subs	620 Killingly Street Johnston RI 02919	85	No
Honey Dew Donuts (Allens)	460 Allens Avenue Providence RI 02905	85	No
Hope Creamery	569 Branch Avenue Providence RI 02904	85	No
Hope Street KFC Inc.	805 North Main Street Providence RI 02904	85	No
Hope Street Pizza	772 Hope Street Providence RI 02906	85	No
Hopkins Manor Ltd	610 Smithfield Road North Providence RI 02904	86	No
Hot Club	25 Bridge Street Providence RI 02903	85	No
Housing Authority of the City of Prov.	243 Smith Street Providence RI 02908	86	No

Field's Point
List of Permitted Users - 2016

Company Name	Facility Address	Category	Significant
Hudson Services, Inc.	101 Cranston Street Providence RI 02907	92	No
Hudson Street Deli, LLC	93 Sycamore Street Providence RI 02909	85	No
Hurd Auto Mall LLC	1669 Hartford Avenue Johnston RI 02919	97	No
Hussaini & Banai Bros of P.P. LLC	162 Providence Place Providence RI 02903	85	No
I Love Mexico	283 Smith Street Providence RI 02908	85	No
I. Broomfield & Son, Inc.	14 LeHigh Street Providence RI 02905	41	No
Ideal Plating & Polishing Co., Inc.	175 Public Street Providence RI 02903	11	Yes
IGT	10 Memorial Blvd Providence RI 02903	85	No
Imperial Tile & Marble Works Inc.	1006 Charles Street North Providence RI 02904	99	No
India House Inc.	261 Thayer Street Providence RI 02906	85	No
India Restaurant	1060 Hope Street Providence RI 02906	85	No
Induplicate LLC	1 Greystone Drive North Providence RI 02911	11	Yes
International Chromium Plating	2 Addison Place Providence RI 02909	11	Yes
International Etching, Inc.	7 Ninigret Avenue Providence RI 02907	11	Yes
International Insignia Corporation	1280 Eddy Street Providence RI 02905	11	Yes
Ira Green, Inc.	177 Georgia Avenue Providence RI 02905	11	Yes
Istanbul Gourmet Market, LLC	1706 Mineral Spring Avenue North Providence RI 02904	82	No
Italia, LLC	659 Smith Street Providence RI 02908	85	No
Italian Dessert Service Import, Inc.	59 DePasquale Plaza Providence RI 02903	85	No
Item Holdings, LLC	55 Dupont Drive Providence RI 02907	49	No
Ivy Tavern	758 Hope Street Providence RI 02906	85	No
Izzi Orthodontics	1351 Smith Street North Providence RI 02911	94	No
J & M Convenience Store	718 Plainfield Street Providence RI 02909	85	No
J & W - Athletics Practice Facility	60 Harborside Boulevard Cranston RI 02905	85	No
J & W - Cuisinart Center for Culinary Excellence	333 Shipyard Street Providence RI 02905	86	No
J & W - East Hall	1 Washington Avenue, CUE Providence RI 02905	86	No
J & W - Imperial Hall	15 Hospital Street Providence RI 02903	86	No
J & W - Renaissance Hall	101 Cedar Street Providence RI 02903	86	No
J & W - South Hall	1 Washington Ave Providence RI 02905	86	No
J & W - Taco Center Criminalistics Lab	10 Abbott Park Place Providence RI 02903	95	No
J & W - West Hall	1 Washington Avenue, CUW Providence RI 02905	86	No

Field's Point
List of Permitted Users - 2016

Company Name	Facility Address	Category	Significant
J & W - Wildcat Center	305 Shipyard Street Providence RI 02905	86	No
J & W - Xavier Mercy Hall	60 Broad Street Providence RI 02903	86	No
J & W Chestnut Street	75 Chestnut Street Providence RI 02903	95	No
J & W Xavier Academics Center	261 Pine Street Providence RI 02903	86	No
J & W-Chestnuts	59 Chestnut Street Providence RI 02903	85	No
J & W-Culinary Museum Catering Kitchen	315 Harborside Boulevard Providence RI 02905	86	No
J & W-Harborside Academics	265 Harborside Blvd. Providence RI 02905	86	No
J & W-McNaulty Hall	101 Pine Street Providence RI 02903	86	No
J & W-Snowden Hall	32 Page Street Providence RI 02903	86	No
J & W-The University Club	30 Chestnut Street Providence RI 02903	85	No
J.F. Skeffington Funeral Home	925 Chalkstone Avenue Providence RI 02908	96	No
J.H. Realty	134 Thurbers Avenue Providence RI 02905	53	No
J.M.V. Pizza & Subs	35 Smithfield Road North Providence RI 02904	85	No
J.T.O. AAMCO, Inc.	422 Silver Spring Street Providence RI 02904	42	No
JAAR Realty, LLC	146 Acorn Street Providence RI 02903	85	No
Jacky's Galaxy Providence	Water Place Towers, 200 Exchange Street Providence RI 02903	85	No
Jacky's Restaurant and Banquets	1488 Mineral Spring Avenue North Providence RI 02904	85	No
Jacob Werba	655 Broad Street Providence RI 02907	94	No
Jains's Laundry, Inc.	39 Putnam Pike Johnston RI 02919	92	No
JAMRA, Inc.	680 Admiral Street Providence RI 02908	85	No
Jan Co Central, Inc.	155 Thurbers Avenue Providence RI 02905	85	No
Jan Co, Inc.	1375 Hartford Avenue Johnston RI 02919	85	No
Jan Co. Central, Inc.	9 Putnam Pike Johnston RI 02919	85	No
Janu Two, Inc.	567 Charles Street Providence RI 02904	81	No
Jaques, Ltd.	234 Thayer Street Providence RI 02906	85	No
JC Gorham Co.	625 Harris Avenue Providence RI 02909	41	No
Jeanette's Bakery	348 Branch Avenue Providence RI 02904	81	No
JH Restaurant Providence LLC	36 Exchange Terrace Providence RI 02903	85	No
Jiang Li, LLC	1025 Chalkstone Avenue Providence RI 02908	92	No
JJ Group, Inc.	1386 Atwood Avenue Johnston RI 02919	85	No
JLC Foods, Inc.	1920 Mineral Spring Avenue North Providence RI 02904	85	No

Field's Point
List of Permitted Users - 2016

Company Name	Facility Address	Category	Significant
JL's Dana's Sports Lounge	1410 R Mineral Spring Avenue North Providence RI 02904	85	No
JMA Inc.	393 Charles Street Providence RI 02904	85	No
Joest LLC	134 Atwells Avenue Providence RI 02903	85	No
John T. A. Romano DDS, Inc.	463 Broadway Providence RI 02909	94	No
Johnston Donuts Inc.	1680 Hartford Avenue Johnston RI 02919	85	No
Johnston Express Wash, LLC	504 Killingly Street Johnston RI 02919	97	No
Johnston Family Dentistry	1136 Hartford Avenue Johnston RI 02919	94	No
Johnston Public Schools	4 School Street Johnston RI 02919	86	No
Johnston Senior Center	1291 Hartford Avenue Johnston RI 02919	86	No
Johnston Taco, LLC	1379 Atwood Avenue Johnston RI 02919	85	No
Jon Roc Linc	100 Twin River Road Lincoln RI 02865	85	No
Jozon Enterprises, Inc.	739 Hartford Avenue Providence RI 02919-5418	85	No
JPL Enterprises, LLC	1258 Broad Street Providence RI 02905	81	No
JRB LLC	318 Broadway Providence RI 02909	85	No
JR's Providence, LLC	371 Richmond Street Providence RI 02903	85	No
JTMJ, LLC	70 Battey Street Providence RI 02903-3546	81	No
JTMJ, LLC (Kennedy Plaza)	2 Kennedy Plaza Providence RI 02903	85	No
Karaoke Box	122 Fountain Street Providence RI 02903	85	No
KCW Management LLC	695 North Main Street Providence RI 02904	85	No
Kelly's Car Wash, Inc.	200 Charles Street Providence RI 02904	97	No
Ken Rocha Collision, LLC	555 Cranston Street Providence RI 02907	97	No
Ken Wok	1601 Mineral Spring Avenue North Providence RI 02904	85	No
Kentucky Fried Chicken (Johnston)	1477 Atwood Avenue Johnston RI 02919	85	No
Khoo Kitchen	633 Charles Street Providence RI 02904	85	No
King Restaurant, Inc.	262 South Water Street Providence RI 02903	85	No
Kitchenbar Restaurant	771 Hope Street Providence RI 02906	85	No
KJB Industries Inc.	49 Peck Street Providence RI 02903	85	No
Knead Doughnuts	32 Custom House Street Providence RI 02903	85	No
Koi Japanese Restaurant	1369 Hartford Avenue Johnston RI 02919	85	No
Koi Palace, LLC	1027 Charles Street North Providence RI 02904	85	No
Kozy Group, LLC	1481 Broad Street Providence RI 02905	85	No

Field's Point
List of Permitted Users - 2016

Company Name	Facility Address	Category	Significant
KSB LLC Subway	539C Smith Street Providence RI 02908	85	No
KVRH Foods Inc.	51 Silver Spring Street Providence RI 02904	85	No
L T Treats, Inc.	169 Providence Place Mall Providence RI 02903	85	No
L.A. Baileys	1046 Charles Street North Providence RI 02904	85	No
L.N.P. Enterprises, Inc.	887 North Main Street Providence RI 02904	85	No
L/M Taco RI	1481 Mineral Spring Avenue North Providence RI 02911	85	No
La Artesa Bakery Inc.	216 Academy Avenue Providence RI 02908	81	No
La Gran Parada	937 Broad Street Providence RI 02905	85	No
La Lin Enterprises, Inc.	524-528 Cranston Street Providence RI 02907	92	No
La Lupita	1950 Westminster Street Providence RI 02909	85	No
La Mei Hot Pot	256 Broadway Providence RI 02903	85	No
La Poblanita Carniceria Mexicana	273 Academy Avenue Providence RI 02908	81	No
La Rubia Cafeteria	338 Pocasset Avenue Providence RI 02909	85	No
La Rueda Restaurant	1421 Broad Street Providence RI 02905	85	No
La Sonrisa Cafeteria Restaurant	320 Broad Street Providence RI 02907	85	No
Ladder 133 Bar and Grill	133 Douglas Avenue Providence RI 02908	85	No
Lancellotta's Banquet Restaurant	1113 Charles Street North Providence RI 02904	85	No
Lanni Restaurant Group, LLC	16 Josephine Street North Providence RI 02904	85	No
LaSalle Academy	612 Academy Avenue Providence RI 02908	86	No
LaSalle Bakery	993 Smith Street Providence RI 02908	85	No
LaSalle Donuts Inc.	1009 Smith Street Providence RI 02908	85	No
Laundromax - 1315 Broad Street, LLC	1315 Broad Street Providence RI 02905	92	No
Laundromax - 932 Atwells Ave LLC	932 Atwells Avenue Providence RI 02903	92	No
Laundry Club	140 Medway Street Providence RI 02906	92	No
Laundry World	722 Cranston Street Providence RI 02907-3059	92	No
Laurelmead Cooperative Inc.	355 Blackstone Boulevard Providence RI 02906	86	No
Lawrence P. Stephenson, DDS, Ltd.	1826 Mineral Spring Avenue North Providence RI 02904	94	No
Lawrence Page, DMD, Inc.	31 Elmgrove Avenue Providence RI 02906	94	No
LC Enterprises Inc.	1092 Chalkstone Avenue Providence RI 02908	85	No
LCP Providence Hotel Investment	139 Mathewson Street Providence RI 02903	86	No
Li Li Wok	600 Douglas Avenue Providence RI 02908	85	No

Field's Point
List of Permitted Users - 2016

Company Name	Facility Address	Category	Significant
Lifespan	One Randall Square Providence RI 02904	94	No
Lighthouse Restaurant, Inc.	1665 Hartford Avenue Johnston RI 02919	85	No
Like No Udder, LLC	170 Ives Street Providence RI 02906	85	No
Lima Elementary School	222 Daboll Street Providence RI 02907	86	No
Lima Subs, LLC	306B Charles Street Providence RI 02904	85	No
L'Image	6 Industrial Lane Johnston RI 02919	42	No
Liquid LLC	165 Angell Street Providence RI 02906	85	No
Livi's Pocket LLC	65 Weybosset Street, Unit 101 Providence RI 02903	85	No
LNP Enterprises, Inc.	1744 Mineral Spring Avenue North Providence RI 02911	85	No
Long Live Beerworks	425 West Fountain Street Providence RI 02903	89	No
Long River Restaurant	433 Plainfield Street Providence RI 02909	85	No
Los Andes Restaurant	903 Chalkstone Avenue Providence RI 02908	85	No
Louis Family Restaurant	286 Brook Street Providence RI 02906	85	No
Lovera VIP	1266 Broad Street Providence RI 02905	85	No
Lucky Kitchen	752 Hope Street Providence RI 02906	85	No
Luigi's Restaurant & Gourmet Express	1359 Hartford Avenue Johnston RI 02919	85	No
Luxe Burger Bar	5 Memorial Boulevard Providence RI 02903	85	No
M. G. Motors Inc.	1402 Atwood Avenue Johnston RI 02919	97	No
Mac-Gray Services, Inc.	550 Hartford Avenue Providence RI 02909	92	No
Magic Gas & Carwash, Inc.	1885 Mineral Spring Avenue North Providence RI 02911	97	No
Magna Spirits, Inc.	122 Washington Street Providence RI 02903	85	No
Mahr Federal Inc	1144 Eddy Street Providence RI 02905-4509	52	No
Mahr Federal Inc.	1139 Eddy Street Providence RI 02905	11	Yes
Mainelli Tool & Die, Inc.	30 Houghton Street Providence RI 02904	42	No
Mansolillo, Mansolillo & Mansolillo LLC	1347 Hartford Avenue Johnston RI 02919	94	No
Manton Donuts, Inc.	51 Manton Avenue Providence RI 02909	85	No
Mark Precision, Inc.	70 Salmon Street Providence RI 02909	42	No
Markos Automotive	141 Manton Avenue Providence RI 02909	97	No
Martin S. Hanoian, DMD, Ltd.	595 Hope Street Providence RI 02906-2699	94	No
Martinelli Brothers LLC	64 Putnam Pike Johnston RI 02919	81	No
Maru-Ken, Inc.	69 Washington Street Providence RI 02903	85	No

Field's Point
List of Permitted Users - 2016

Company Name	Facility Address	Category	Significant
Masala Indian Cuisine	1920 Mineral Spring Avenue North Providence RI 02904	85	No
Maya Bakery	113-115 Valley Street Providence RI 02909	81	No
Maya Guatemala, Inc.	264 Pocasset Avenue Providence RI 02909	85	No
Mazey's Restaurant - Charles	1029 Charles Street North Providence RI 02904-5076	85	No
Mazey's Restaurant - Smith	2017 Smith Street North Providence RI 02911	85	No
McAllister Towing of Narragansett Bay	1 India Street Providence RI 02903	80	No
McAuley House	622 Elmwood Avenue Providence RI 02907	85	No
McBride's Pub	161 Wayland Avenue Providence RI 02906	85	No
McCormick & Schmick Restaurant	11 Dorrance Street Providence RI 02903	85	No
McDonalds - Branch Avenue	736 Branch Avenue Providence RI 02904	85	No
McDonald's/Kristin Foods, Inc.	1377 Atwood Avenue Johnston RI 02919	85	No
MCM Technologies	175 Dupont Drive Providence RI 02907	24	No
Meeting Street	1000 Eddy Street Providence RI 02905	86	No
Mega Solutions, LLC	250 Brook Street Providence RI 02906	85	No
Mekong Market	314 Broad Street Providence RI 02907	81	No
Meller Optics, Inc.	120 Corliss Street Providence RI 02904	27	No
Metallurgical Solutions, Inc.	85 Aldrich Street Providence RI 02905	11	Yes
Metro Motor Group	1880 Hartford Avenue Johnston RI 02919	85	No
Metropolitan Career & Tech Ctr	325 Public Street Providence RI 02905	86	No
Mi Esquina Restaurant	1461 Broad Street Providence RI 02905	85	No
Mi Guatemala Restaurant	1049 Atwells Avenue Providence RI 02909	85	No
Mi Sueno Inc.	1070 Broad Street Providence RI 02905	85	No
Michael A. Barry, DMD, Inc.	1524 Atwood Avenue Johnston RI 02919	94	No
Mills Coffee Roasting Co.	1058 Broad Street Providence RI 02905	89	No
Mills Tavern	101 North Main Street Providence RI 02903-1366	85	No
Mineral Spring Holdings, LLC	1527 Mineral Spring Avenue North Providence RI 02904	97	No
Minervas Pizza	20 South Angell Street Providence RI 02906	85	No
Minetin Frozen Yogurt	1 Providence Place Providence RI 02903	85	No
Miriam Hospital	164 Summit Avenue Providence RI 02906	90	No
Miriam Hospital - Collyer Street	195 Collyer Street Providence RI 02904	94	No
Miriam Hospital - Rise Building	14 Third Street Providence RI 02906	95	No

Field's Point
List of Permitted Users - 2016

Company Name	Facility Address	Category	Significant
Miriam Hospital - West River Road	146 West River Street Providence RI 02904	94	No
Momo LLC	100 Washington Street Providence RI 02905	85	No
Monahan-Drabble-Sherman	230 Waterman Street Providence RI 02906	96	No
Monarch Metal Finishing Co. - Aurora St.	29 Aurora Street Providence RI 02908	11	Yes
Monarch Metal Finishing, Inc.	189 Georgia Avenue Providence RI 02905	11	Yes
Moody Machine Products, Inc.	141 Carolina Avenue Providence RI 02905	21	No
Moon Tide Dyers	464 Wickenden Street Providence RI 02903	23	No
Moran Foods, LLC	361 Reservoir Avenue Providence RI 02907	82	No
Moran Transportation Industries, Inc.	106 Francis Street Providence RI 02903	52	No
Morgan Mill Metals, LLC	25 Morgan Mill Road Johnston RI 02919	41	No
Moses Brown School	250 Lloyd Avenue Providence RI 02906	86	No
Motiva Enterprises, LLC	520 Allens Avenue Providence RI 02905	37	No
Mount Pleasant High School	434 Mount Pleasant Avenue Providence RI 02908	86	No
Mozzarella's of North Providence, Inc.	1460 Mineral Spring Avenue North Providence RI 02904	85	No
Mr. Biggs Saloon	1463 Atwood Avenue Johnston RI 02919	85	No
Mundo de Cigar	1622 Mineral Spring Avenue North Providence RI 02904	85	No
Muse Paintbar	117 North Main Street Providence RI 02903	99	No
Mutual Metals/Mutual Cornell	136 Corliss Street Providence RI 02904	43	No
My Car, Incorporated	1178 Atwood Avenue Johnston RI 02919	97	No
Nabsys 2.0 LLC	60 Clifford Street Providence RI 02903	95	No
Nami Japanese Restaurant	198 Atwells Avenue Providence RI 02903	85	No
Nanina's Bakery	515 Douglas Avenue Providence RI 02908	81	No
Nara, LLC	248 Atwells Avenue Providence RI 02903	85	No
Narr. Electric (Allens Ave.)	642 Allens Avenue Providence RI 02905	44	No
Narr. Electric Co.-Vault Op.-FP	280 Melrose Street Providence RI 02907-2157	27	No
Narragansett Electric - Melrose Chiller	280 Melrose Street Providence RI 02907	51	No
Narragansett Improvement Co.	223 Allens Avenue Providence RI 02903	35	No
Narragansett Jewelry	100 Dupont Drive Providence RI 02907	11	Yes
Naseeb Corporation	912 Broad Street Providence RI 02907	85	No
Nathan Bishop Middle School	101 Sessions Street Providence RI 02906	86	No
National Amusements, Inc.	Ten Providence Place Providence RI 02903	99	No

Field's Point
List of Permitted Users - 2016

Company Name	Facility Address	Category	Significant
NBC - Water Quality Science Building	Seven Service Road Providence RI 02905	95	No
NC Dental, Inc.	1387 Broad Street Providence RI 02905	94	No
New China	1331 Broad Street Providence RI 02905	85	No
New England Petroleum Terminal, LLC.	130 Terminal Road Providence RI 02905	59	No
New Harvest Coffee	65 Weybosset Street (Unit 118) Providence RI 02903	85	No
New Rivers Restaurant Group Inc.	9 Steeple Street Providence RI 02903	85	No
New Wing Kee B-B-Q & Poultry	45 Central Street Providence RI 02907	85	No
NGC INC.	74 Railroad Avenue Johnston RI 02919	81	No
Nice Slice	267 Thayer Street Providence RI 02906	85	No
Nickel Corporation	833-835 Hope Street Providence RI 02906	85	No
Nick's Auto Body, Inc.	44 Bradford Street Providence RI 02903	97	No
Nicks on Broadway	500 Broadway Providence RI 02909	85	No
NNC of Rhode Island, Inc.	1525 Hartford Avenue Johnston RI 02919	97	No
Noodles 102	102 Ives Street Providence RI 02906	85	No
Nordstrom, Inc.	6 Providence Place Providence RI 02903	85	No
Norman Brice Seggel	535 South Main Street Providence RI 02903	94	No
North Providence Dental Associates	1635 Mineral Spring Avenue North Providence RI 02904	94	No
North Providence High School	1828 Mineral Spring Avenue North Providence RI 02904	86	No
Northeast Environmental	472 Smith Street Providence RI 02908	95	No
Northland Environmental LLC	252 Allens Avenue Providence RI 02905-5002	43	No
NsGene, Inc.	225 Chapman Street, Suite 201 Providence RI 02906	95	No
Nueva San Salvador Bakery, Inc.	1075 Chalkstone Avenue Providence RI 02908	81	No
Number One Cleaners RI 2016, Inc.	629 Killingly Street Johnston RI 02919	92	No
Oak 'N' Willow LLC	460 Wickenden Street Providence RI 02903	85	No
Oasis Market	220 Broad Street Providence RI 02903	85	No
Oberlin	186 Union Street Providence RI 02903	85	No
Ocean State Laundry	361 Reservoir Avenue Providence RI 02907	92	No
Ocean State Metals, Inc.	80 Delaine Street Providence RI 02909	46	No
Ocean State Peeled Potatoes	1587 Plainfield Pike Johnston RI 02919	81	No
Ocean State Sandwich Company	155 Westminster Street Providence RI 02903	85	No
Ogie's Trailer Park	1155 Westminster Street Providence RI 02909	85	No

Field's Point
List of Permitted Users - 2016

Company Name	Facility Address	Category	Significant
Oki's Japanese Steakhouse	1270 Mineral Spring Avenue North Providence RI 02904	85	No
Old Canteen Restaurant	120 Atwells Avenue Providence RI 02903	85	No
Olga Frey, D.M.D.	322 Broadway Providence RI 02909	94	No
Olga's Cup and Saucer, Inc.	103 Point Street Providence RI 02903	85	No
Olneyville NY System	18 Plainfield Street Providence RI 02909	85	No
Olson & Parent Funeral Home, Inc.	417 Plainfield Street Providence RI 02909	96	No
Olympic Pizza	1323 Broad Street Providence RI 02905	85	No
Omni Providence Hotel	One West Exchange Street Providence RI 02903	86	No
Orbit Energy Rhode Island, LLC.	Scituate Avenue Johnston RI 02919	34	Yes
Organic Dyes and Pigments, LLC.	35 Livingston Street Providence RI 02904	22	No
Our Lady of the Rosary	21 Traverse Street Providence RI 02903	85	No
OV's Restaurant	489 Allens Avenue Providence RI 02905	85	No
P.F. Chang's China Bistro, Inc.	111 Providence Place Providence RI 02903	85	No
P.R.I. XVIII, L.P.	1 West Exchange Street Providence RI 02903	86	No
Panaderia El Paisano	928 Plainfield Street Johnston RI 02919	82	No
Panaderia El Quetzal, Inc.	445 Hartford Avenue Providence RI 02909	81	No
Pane E Vino	365 Atwells Avenue Providence RI 02903	85	No
Panera Bread	43 Providence Place Providence RI 02903	85	No
Papa Gino's	1450 Atwood Avenue Johnston RI 02919	85	No
Parkside Rotisserie & Bar	76 South Main Street Providence RI 02903	85	No
Parkview Bakery Cafe	1228 Broad Street Providence RI 02905	85	No
Pasha Lounge	840 Allens Avenue Providence RI 02905	85	No
Passionflower, Inc.	840 Allens Avenue Providence RI 02905	85	No
Pasta Beach Wayland Square LLC	195 Wayland Avenue Providence RI 02906	85	No
Pastiche	92 Spruce Street Providence RI 02903	85	No
Patterson Park Partners, LLC	121 Washington Street Providence RI 02903	85	No
Paul Cuffee High School	544 Elmwood Ave Providence RI 02907	86	No
Paul Cuffee School	459 Promenade Street Providence RI 02908	86	No
Paul's Dry Cleaning Services, Inc.	571 Hartford Avenue Providence RI 02909	92	No
Pauly Penta's Italian Deli	1290 Mineral Spring Avenue, Suite B North Providence RI 02904	85	No
Pediatric Dentistry	226 Waterman Street Providence RI 02906-4387	94	No

Field's Point
List of Permitted Users - 2016

Company Name	Facility Address	Category	Significant
Pepper Dining, Inc.	255 Collyer Street Providence RI 02904	85	No
Perel & Bilder, Inc.	116 Wayland Avenue Providence RI 02906	94	No
Periodontal Associates	189 Governor Street Providence RI 02906	94	No
Periodontics, Inc.	167 Gano Street Providence RI 02906	99	No
Persimmon Restaurant, LLC	99 Hope Street Providence RI 02906	85	No
Pescatore's Seafood, Inc.	1505 Atwood Avenue Johnston RI 02919	81	No
PG Foods Inc.	1017 Smith Street Providence RI 02908	85	No
Phat Boyz	1112 Broad Street Providence RI 02907	85	No
Philip D. Barr, DDS	247 South Main Street Providence RI 02903	94	No
Pho Horn's Inc.	50 Ann Mary Street Pawtucket RI 02860	85	No
Pierce Manor	20 Grand Street Providence RI 02907	86	No
Pilgrim Screw Corporation	120 Sprague Street Providence RI 02907	11	Yes
Pine Street Ale House, LLC	52 Pine Street Providence RI 02903	85	No
Pinkberry	128 Providence Place, Level 3 Providence RI 02903	85	No
Pito's Restaurant #2	499 Cranston Street Providence RI 02907	85	No
Pitos Restaurant I	1029 Broad Street Providence RI 02905	85	No
Pizza J	967 Westminster Street Providence RI 02903	85	No
Pizza Palace	1583 Plainfield Pike Johnston RI 02919	85	No
Pizza Pie Er	374 Wickenden Street Providence RI 02903	85	No
Pizza Queen - Smith Street	895 Smith Street Providence RI 02908	85	No
Pizza Queen - Weybosset Street	215 Weybosset Street Providence RI 02903	85	No
Pizzeria Gusto, Inc.	259 Broadway Providence RI 02903	85	No
PJ's Pub of Johnston LLC	198 Putnam Pike Johnston RI 02919	85	No
Planned Parenthood of Southern N.E. Inc.	111 Point Street Providence RI 02903	95	No
Pocasset Bay Retirement Community	12 Old Pocasset Lane Johnston RI 02919	86	No
Pollo Campero	661 Atwells Avenue Providence RI 02909	85	No
Popeye's Chicken	77 Reservoir Avenue Providence RI 02909	85	No
Popeye's Chicken and Biscuits	Providence Place Mall Providence RI 02903	85	No
Portion Meat Associates	356 Valley Street Providence RI 02908	81	No
Portland Transmission Co.	290 Smith Street Providence RI 02908	42	No
Pranzi Catering	10 Rosario Drive Providence RI 02909	85	No

Field's Point
List of Permitted Users - 2016

Company Name	Facility Address	Category	Significant
PRI I	21 Atwells Ave Providence RI 02903	85	No
PRI I, LP	21 Atwells Avenue Providence RI 02903	86	No
Price Rite	325 Valley Street Providence RI 02908	82	No
PRII, LP	21 Atwells Avenue Providence RI 02903	85	No
Prince Enameling Company, Inc.	10 Alcazar Avenue Johnston RI 02919	42	No
Princess and Sons Three, LLC	1755 Smith Street North Providence RI 02911	85	No
Princess Enterprises II, Inc.	583 Elmwood Avenue Providence RI 02907	85	No
Prospect CharterCARE RWMC, LLC	825 Chalkstone Avenue Providence RI 02908	90	No
Prospect CharterCARE RWMC, LLC (Maude)	50 Maude Street Providence RI 02908	90	No
Prospect CharterCARE SJHSRI	200 High Service Avenue North Providence RI 02904	90	No
Prospect CharterCARE SJHSRI, LLC	21 Peace Street Providence RI 02907	90	No
Prosthodontics	200 Waterman Street Providence RI 02906	94	No
Prothera Biologics, Inc.	349 Eddy Street Providence RI 02903	95	No
Prov. College- Albertus Magnus/Sowa Hall	Providence College Campus Providence RI 02918	95	No
Prov. College- Suite Building	Providence College Campus Providence RI 02918	86	No
Prov. College-Peterson Recreation Center	Providence College Campus Providence RI 02918	89	No
Prov. Journal Co. - Production Facility	1 Providence Place Way Providence RI 02903	24	Yes
Providence Auto Body, Inc.	350 Silver Spring Street Providence RI 02904	97	No
Providence Career & Technical Academy	41 Fricker Street Providence RI 02903	86	No
Providence Coal Fired Pizza	385 Westminster Street Providence RI 02903	85	No
Providence College - Alumni Hall	Providence College Campus Providence RI 02918	86	No
Providence College - Aquinas Hall	Providence College Campus Providence RI 02918	86	No
Providence College - Bedford Hall	Providence College Campus Providence RI 02918	86	No
Providence College - Ceramics	Providence College Campus Providence RI 02918	89	No
Providence College - Davis Hall	Providence College Campus Providence RI 02918	86	No
Providence College - Ditragia Hall	Providence College Campus Providence RI 02918	86	No
Providence College - Fennell Hall	Providence College Campus Providence RI 02918	86	No
Providence College - Guzman Hall	Providence College Campus Providence RI 02918	86	No
Providence College - Hickey Hall	Providence College Campus Providence RI 02918	95	No
Providence College - Hunt-Cavanagh	Providence College Campus Providence RI 02918	93	No
Providence College - Italy Street	7 Italy Street Providence RI 02918	97	No

Field's Point
List of Permitted Users - 2016

Company Name	Facility Address	Category	Significant
Providence College - Joseph Hall	Providence College Campus Providence RI 02918	86	No
Providence College - Mal Brown Hall	Providence College Campus Providence RI 02918	86	No
Providence College - McDermott Hall	Providence College Campus Providence RI 02918	86	No
Providence College - McVinney Hall	Providence College Campus Providence RI 02918	86	No
Providence College - Meagher Hall	Providence College Campus Providence RI 02918	86	No
Providence College - Raymond Hall	Providence College Campus Providence RI 02918	86	No
Providence College - Schneider Arena	Providence College Campus Providence RI 02918	89	No
Providence College- Cunningham Hall	Providence College Campus Providence RI 02918	86	No
Providence College- Smith Ctr. for Arts	Providence College Campus Providence RI 02918	99	No
Providence College-Power Plant	Huxley Avenue Providence RI 02918	53	No
Providence College-School of Business	Providence College Campus Providence RI 02918	85	No
Providence College-Service Building	Providence College Campus Providence RI 02918	99	No
Providence College-St. Aquinas Priory	Providence College Campus Providence RI 02918	86	No
Providence Community Health Centers, Inc	335R Prairie Avenue Providence RI 02905	94	No
Providence Community Library	1 Olneyville Square Providence RI 02909	84	No
Providence Elementary School	50 Springfield Street Providence RI 02909	86	No
Providence Housing Authority	50 Laurel Hill Avenue Providence RI 02909	86	No
Providence KNC, Inc.	45 Pleasant Valley Parkway Providence RI 02908	85	No
Providence Oyster Bar	283 Atwells Avenue Providence RI 02903	85	No
Providence Parks Department	350 Niantic Avenue Providence RI 02907	85	No
Providence Place Pockets	288 Thayer Street Providence RI 02906	85	No
Providence Prime	279 Atwells Avenue Providence RI 02903	85	No
Providence Public Safety Complex	325 Washington Street Providence RI 02903	86	No
Providence River Animal Hospital	131 Point Street Providence RI 02903	99	No
Providence School Department	65 Greenwich Avenue Providence RI 02907	86	No
Providence School Department	797 Westminster Street Providence RI 02903	85	No
Providence School Department	60 Camden Avenue Providence RI 02908	86	No
Providence School Dept.	152 Springfield Street Providence RI 02909-5833	86	No
Providence Schools	1450 Broad Street Providence RI 02908	86	No
Providence Specialty Products	33 Dearborn Street Providence RI 02909	34	Yes
Putnam Street Laundromat Inc.	72 Putman Street Providence RI 02909	92	No

Field's Point
List of Permitted Users - 2016

Company Name	Facility Address	Category	Significant
Quality Beef Co., Inc.	25 Bath Street Providence RI 02908	81	No
Quality Seafood	23 A Greenville Avenue Johnston RI 02919	81	No
Quality Spraying Technologies	150 Park Lane Providence RI 02907	27	No
Quest Diagnostics Inc. (Atwood)	1524 Atwood Avenue, Suite LL1 Johnston RI 02919	95	No
R & J Manufacturing Company	One Carding Lane Johnston RI 02919	24	No
R. E. Sturdy Company, Inc.	928 Eddy Street Providence RI 02905	11	Yes
R.C. Motors Inc.	17 Industrial Lane Johnston RI 02919	97	No
R.I. Beef & Veal, Inc	60 Armento Street Johnston RI 02919	81	No
R.I. D.O.T.-Materials Testing	Two Capitol Hill Providence RI 02903	95	No
R.I. Hospital - Coro Building	167 Point Street Providence RI 02903	95	No
R.I. Hospital - Hasbro Childrens	593 Eddy Street Providence RI 02903	90	No
R.I. Provision Company	5 Day Street Johnston RI 02919	81	No
R.I.P.T.A. - 750 Elmwood	750 Elmwood Avenue Providence RI 02907	37	No
R.I.P.T.A. - Bus Cleaning	265 Melrose Street Providence RI 02905	37	No
R.I.P.T.A. - Para-Transit Facility	705 Elmwood Avenue Providence RI 02907	37	No
R.I.P.T.A.-New Bus Facility	269 Melrose Street Providence RI 02907	37	No
RAA, Inc.	141 Atwells Avenue Providence RI 02903	85	No
Rain Car Wash	140 Vandewater Street Providence RI 02908	97	No
Rainbow Cleaners, Inc.	101 Reservoir Avenue Providence RI 02907	92	No
Ralde LLC	718 Plainfield Street Providence RI 02909	92	No
Rangina, Inc.	936 Atwells Avenue Providence RI 02909	85	No
Ran-Zan	1084 Hope Street Providence RI 02906	85	No
Rasmey Corp.	1088 Chalkstone Providence RI 02908	85	No
Ray's Laundry & Cleaners	991 Manton Avenue Providence RI 02909	92	No
RB Donuts, Inc.	10 Waterman Avenue North Providence RI 02911	85	No
RCJ Inc.	55 Pine Street Providence RI 02903	85	No
Reali's Fine Italian Cuisine	79 Putnam Pike Johnston RI 02919	85	No
Rebel Lounge and Restaurant	50 Exchange Terrace Providence RI 02903	85	No
Red Ginger	560 Killingly Street Johnston RI 02919	85	No
Red Stripe East Side, LLC.	465 Angell Street Providence RI 02906	85	No
Regency Plaza	One Regency Plaza Providence RI 02903	86	No

Field's Point
List of Permitted Users - 2016

Company Name	Facility Address	Category	Significant
Regency Plaza - East Building #3	Three Regency Plaza Providence RI 02903	86	No
Regency Plaza - West Building #2	Two Regency Plaza Providence RI 02903	86	No
Renaissance Providence	5 Avenue of the Arts Providence RI 02903	86	No
Reservoir Avenue School	156 Reservoir Avenue Providence RI 02907	86	No
Restaurant Associates of Prov. LLC I	61 Orange Street Providence RI 02903	85	No
Restaurant Associates of Prov. LLC II	61 Orange Street Providence RI 02903	85	No
Restaurant Associates of Prov. LLC III	86 Dorrance Street Providence RI 02903	85	No
Restaurant Mexico Garibaldi	948 Atwells Avenue Providence RI 02909	85	No
Reyes Food Market	701 Cranston Street Providence RI 02907	82	No
Rhode Island Billiards Club	2026 Smith Street North Providence RI 02911	85	No
Rhode Island Blood Center	405 Promenade Street Providence RI 02908-4811	95	No
Rhode Island Chemical Corporation	754 Branch Avenue Providence RI 02904	43	No
Rhode Island College - Connection 1	600 Mount Pleasant Avenue Providence RI 02908	89	No
Rhode Island College - Connection 2	600 Mount Pleasant Avenue Providence RI 02908	43	No
Rhode Island College - Connection 3	600 Mount Pleasant Avenue Providence RI 02908	99	No
Rhode Island College - Connection 4	600 Mount Pleasant Avenue Providence RI 02908	86	No
Rhode Island Convention Center	One Sabin Street Providence RI 02903	86	No
Rhode Island Favorite Chicken III, LLC	539 Smith Street Providence RI 02908	85	No
Rhode Island Heat Treating Co.	81 Aldrich Street Providence RI 02905	51	No
Rhode Island Hospital	593 Eddy Street Providence RI 02903	90	No
Rhode Island Resource Recovery Corp.	65 Shun Pike Johnston RI 02919	34	Yes
Rhode Rockets Inc.	40 Providence Place Providence RI 02903	85	No
Rhode Rockets, Inc.	269 Thayer Street Providence RI 02906	85	No
RI Community Food Bank	200 Niantic Avenue Providence RI 02907	85	No
RI Dept Health, Div. of Labs & Med. Exam	50 Orms Street Providence RI 02904	95	No
RI Mt Fuji Inc.	80 Dean Street Providence RI 02903	85	No
RIBC Properties, LLC	395 Promenade Street Providence RI 02908	95	No
Rich Group	1284 Plainfield Street Johnston RI 02919	52	No
RISD - 15 Westminster Street	15 Westminster Street Providence RI 02903	86	No
RISD - Auditorium	1 Canal Street Providence RI 02903	84	No
RISD - Bank Building	27 Market Square Providence RI 02903	99	No

Field's Point
List of Permitted Users - 2016

Company Name	Facility Address	Category	Significant
RISD - Bayard-Ewing Building	231 South Main Street Providence RI 02903	99	No
RISD - Benson Hall	235 Benefit Street Providence RI 02903	24	No
RISD - Central Power Plant	7 - 14 North Main Street Providence RI 02903	52	No
RISD - College Building	2 College Street Providence RI 02903	23	No
RISD - Design Center	30 North Main Street Providence RI 02903	93	No
RISD - Dexter House Garage	187 Benefit Street Providence RI 02903	99	No
RISD - East Hall	55 Angell Street Providence RI 02903	86	No
RISD - Fletcher Building	212 Union Street Providence RI 02903	99	No
RISD - Homer Hall	55 Angell Street Providence RI 02903	86	No
RISD - Industrial Design Building	161 South Main Street Providence RI 02903	99	No
RISD - Market House	4 North Main Street Providence RI 02903	84	No
RISD - Mason (CIT) Building	212 Union Street Providence RI 02903	99	No
RISD - Memorial Hall	226 Benefit Street Providence RI 02903	99	No
RISD - Metcalf Building	9 North Main Street Providence RI 02903	43	No
RISD - Museum	224 Benefit Street Providence RI 02903	85	No
RISD - Nickerson Hall	55 Angell Street Providence RI 02903	86	No
RISD - Refectory	55 Angell Street Providence RI 02903	85	No
RISD - South Hall	55 Angell Street Providence RI 02903	86	No
RISD - Washington Building	20 Washington Place Providence RI 02903	99	No
RISD - Waterman Building	13 Waterman Street Providence RI 02903	99	No
RISD - Winston Clock Tower	55 Angell Street Providence RI 02903	53	No
RISD-Colonial Apartments	171 Benefit Street Providence RI 02903	86	No
RISD-Illustration Studies Building	55 Canal Street Providence RI 02903	84	No
RISD-What Cheer Garage	28 Meeting Street Providence RI 02903	84	No
Ristorante Lucia	154 Atwells Avenue Providence RI 02903	85	No
Rita's Pizza	496 Cranston Street Providence RI 02907	85	No
RJ Franco Inc.	76 Westminster Street Providence RI 02903	85	No
Robert L. Bailey Elementary School	65 Gordon Avenue Providence RI 02905	86	No
Roberts Polishing	928 Plainfield Street Johnston RI 02919	46	No
Roger Williams Zoo	1000 Elmwood Avenue Providence RI 02907	85	No
Roger Williams Zoo - Carousel Cafe	1000 Elmwood Avenue Providence RI 02907	85	No

Field's Point
List of Permitted Users - 2016

Company Name	Facility Address	Category	Significant
Roger Williams Zoo - Wilderness Cafe	1000 Elmwood Avenue Providence RI 02907	85	No
Rogue Island Group LLC	65 Weybosset Street, Unit 108 Providence RI 02903	85	No
ROM Deli, Inc.	100 Fountain Street - Unit 1C Providence RI 02903	85	No
Roma LLC	310 Atwells Avenue Providence RI 02903	85	No
Ronit Corporation	579 Atwells Avenue, Suite 102E Providence RI 02909	85	No
Ron's Pastry Gourmet	170 Royal Little Drive Providence RI 02904-1860	81	No
Rosa Mia Pizza and More	133 Greenville Avenue Johnston RI 02919	85	No
Rosalina - RI	50 Aborn Street Providence RI 02903	85	No
Rossi's Cold Cuts & Deli	1877 Smith Street North Providence RI 02911	85	No
Roundgrille, Inc.	Six Providence Place Providence RI 02903	85	No
Ruby Thai Providence Place, Inc.	1 Providence Place, Space #5145 Providence RI 02903	85	No
Ruby Tuesday #4628	1386 Atwood Avenue Johnston RI 02919	85	No
Ruby, Inc.	133 Atwells Avenue Providence RI 02903	85	No
Rue Bis	95 South Street Providence RI 02903	85	No
Russell J. Boyle & Son	331 Smith Street Providence RI 02908	96	No
RVS Mfg. Co.	387 George Waterman Road Johnston RI 02919	41	No
Ryan Health Center, Inc.	80 Morgan Avenue Johnston RI 02919-6768	86	No
S&D Eddy, LLC	850 Eddy Street Providence RI 02905	85	No
S.B. Winsor Dairy	18 Clinton Street Johnston RI 02919	84	No
SAC Inc.	265 Atwells Avenue Providence RI 02903	85	No
Sage Manufacturing Company, Inc.	24 Althea Street Providence RI 02907	43	No
Saint Elizabeth Assisted Living	109 Melrose Street Providence RI 02903	86	No
Sajo's Gourmet Pizzeria	85 Richmond Street Providence RI 02903	85	No
Saki's Pizzeria	199 Weybosset Street Providence RI 02903	85	No
Sakura Restaurant, Inc.	231 Wickenden Street Providence RI 02903	85	No
Sala Cruz	1228 Broad Street Providence RI 02905-2909	85	No
Salon Bar LLC	57 Eddy Street Providence RI 02903	85	No
Sal's Bakery	1288 Chalkstone Avenue Providence RI 02908	81	No
Salvatore Mancini Resource and Activity	Two Atlantic Boulevard North Providence RI 02911	86	No
Sam's New York System	1031 Mineral Spring Avenue North Providence RI 02904	85	No
Samuel Sinclair Dental Center	593 Eddy Street Providence RI 02903	94	No

Field's Point
List of Permitted Users - 2016

Company Name	Facility Address	Category	Significant
Sangtong, LLC	167 Ives Street Providence, RI RI 02906	85	No
Sans Gluten Artisan Bakery	39 Greenville Avenue, Unit D Johnston RI 02919	81	No
Saptagiri LLC	100 Twin River Road Lincoln RI 02865	85	No
Sara Foods LLC	145 Dean Street Providence RI 02903	85	No
Say Cheese	45 Weybosset Street Providence RI 02903	85	No
Sazon Disla Food Mart, Inc.	574 Plainfield Street Providence RI 02909	85	No
SCI Rhode Island Funeral Services, LLC	971 Branch Avenue Providence RI 02904	96	No
SCI RI Funeral Services LLC	627 Union Avenue Providence RI 02909	96	No
Scialo Bros. Bakery	257 Atwells Avenue Providence RI 02903	81	No
Scrambler's II, Inc.	2 Greenville Avenue Johnston RI 02919	85	No
Sea Coast Investment Corp	334 Westminster Street Providence RI 02903	85	No
Sedna Seafoods, LLC	170 Printery Street Providence RI 02904	81	No
Serendipity Heaven	173 Weybosset Street Providence RI 02903	85	No
Seven Sisters Restaurant	292 Pocasset Avenue Providence RI 02909	85	No
Seven Stars Bakery	820 Hope Street Providence RI 02906	85	No
Seven Stars Bakery (Broadway)	342 Broadway Providence RI 02909	85	No
Shanghai Restaurant Inc.	272 Thayer Street, Unit # 2 Providence RI 02906	85	No
Shaw's Supermarket Store #7443	15 Smithfield Road N. Providence RI 02904	82	No
Shell Oil Products Company	1680 Hartford Avenue Johnston RI 02919	97	No
Shore's Market, Inc.	1590 Mineral Spring Avenue North Providence RI 02904	82	No
Sicilia's Pizzeria	181 Atwells Avenue Providence RI 02903	85	No
Siena, Inc.	236 - 238 Atwells Avenue Providence RI 02903	85	No
Silvershell Hospitality Services	311 Westminster Street Providence RI 02903	85	No
Simplex Engine & Machine, Inc.	1011 Westminster Street Providence RI 02903-4022	42	No
Simply Seasonal	1839 Smith Street North Providence RI 02911	85	No
Sin, LLC	200 Allens Avenue, Studio #2 Providence RI 02903	81	No
SJM Brothers LLC	269 Valley Street Providence RI 02909	85	No
SJM Brother's LLC	269 Valley Street Providence RI 02909	85	No
Sky Market, Inc.	744 Cranston Street Providence RI 02907	82	No
Smith Hill Laundromat	411 Smith Street Providence RI 02908	92	No
Smith Street Donuts, Inc	251 Smith Street Providence RI 02908-4954	85	No

Field's Point
List of Permitted Users - 2016

Company Name	Facility Address	Category	Significant
Smith Street Little Caesars LLC	539 Smith Street Providence RI 02908	85	No
Snookers Inc.	53 Ashburton Street Providence RI 02904	85	No
Snow Associates	150 Washington Street Providence RI 02903	84	No
Something Different	1716 Mineral Spring Avenue North Providence RI 02904	81	No
Sophia Academy	582 Elmwood Avenue Providence RI 02908	86	No
Sophia Laundromat Inc.	215 Union Avenue Providence RI 02909	92	No
Specialty Cleansing Company	1241 Smith Street Providence RI 02908	92	No
Spectrum Coatings Lab. Inc.	219 Chapman St. Providence RI 02905	46	No
Speedy Auto Service by Monro	1400 Atwood Avenue Johnston RI 02919	97	No
Speedy Pizza	2244 Mineral Spring Avenue North Providence RI 02911	85	No
Spike's Junkyard Dogs	485 Branch Avenue Providence RI 02904	85	No
Spirito's Restaurant	477 Broadway Providence RI 02909	85	No
Sprague Energy Corporation	144 Allens Avenue Providence RI 02903	52	No
Starbucks (Biltmore)	11 Dorrance Street Providence RI 02903	85	No
Starbucks (Financial Plaza)	One Financial Plaza Providence RI 02903	85	No
Starbucks Coffee Company #7419	468 Angell Street Providence RI 02906	85	No
Steere House Nursing Center	100 Borden Street Providence RI 02903	86	No
Sterling Cleaners	288 Cranston Street Providence RI 02907	92	No
Steven A. Sack, D.M.D	151 Waterman Street Providence RI 02906	94	No
Steven W. Silverberg DDS	1637 Mineral Spring Avenue North Providence RI 02904	94	No
Stock Culinary Goods	756 Hope Street Providence RI 02906	85	No
Stop & Shop Supermarket #703	11 Commerce Way Johnston RI 02919	82	No
Stop & Shop Supermarket #722	850 Manton Avenue Providence RI 02909	82	No
Stop & Shop Supermarket #724	1128 Mineral Spring Avenue North Providence RI 02904	82	No
Stop & Shop Supermarket #725	333 West River Street Providence RI 02904	82	No
Subway (Atwood Ave.)	1500 Atwood Avenue Johnston RI 02919	85	No
Subway (Kennedy Plaza)	2 Kennedy Plaza #2 Providence RI 02903	85	No
Sugarman-Sinai Memorial Chapel	458 Hope Street Providence RI 02906	96	No
Summit R.I. SNF LLC	99 Hillside Avenue Providence RI 02906	86	No
Sun-Brite Laundromat	1557 Plainfield Pike Johnston RI 02919	92	No
Sunny Days Carpet Cleaning	15 Jacksonia Drive North Providence RI 02911-1305	99	No

Field's Point
List of Permitted Users - 2016

Company Name	Facility Address	Category	Significant
Sur La Table	One Providence Place #3250 Providence RI 02903	85	No
Sura 153, Inc.	232 Westminster Street Providence RI 02903	85	No
Surface Coatings Division, MFB LLC	26 Plymouth Street Providence RI 02907	11	Yes
Sutus, Inc.	93 Hope Street Providence RI 02906	85	No
Swan Point Cemetery	585 Blackstone Boulevard Providence RI 02906	97	No
Swash Autowash, LLC	850 Manton Avenue Providence RI 02909	97	No
SWG Promotions, LLC	6 Robin Street Providence RI 02908	99	No
Sydney Providence LLC	400 Exchange Street Unit F Providence RI 02903	85	No
T&N Restaurant	783 Hope Street Providence RI 02906	85	No
T&W Chinese Restaurant, Inc	550 Hartford Avenue Providence RI 02909	85	No
T.J.N. Restaurant, Inc.	326 Cranston Street Providence RI 02907	85	No
Taco Bell	165 Providence Place Mall Providence RI 02903	85	No
Tallah's Taqueria	146 Ives Street Providence RI 02906	85	No
Taqueria Al Son De Mi Barrio	690 Atwells Avenue Providence RI 02909	85	No
Taste of India	230 Wickenden Street Providence RI 02903	85	No
Technodic, Inc.	245 Carolina Avenue Providence RI 02905	11	Yes
Tedesco's Sausage Shop	56 Greenville Avenue Johnston RI 02919	81	No
Tel-Aviv Cigar Bar & Grill LLC	25 Bridge Street Providence RI 02903	85	No
Tenares Supermarket	484 Cranston Street Providence RI 02907	82	No
Tercat Tool & Die Company, Inc.	31 Delaine Street Providence RI 02909	46	No
Teriyaki House	217 Westminster Street Providence RI 02903	85	No
The Abbey	686 Admiral Street Providence RI 02908	85	No
The Aesthetic Dental Studio of RI	2148 Mineral Spring Avenue North Providence RI 02911	94	No
The Allied Group	333 Bucklin Street Providence RI 02907	24	No
The Birch Group, LLC	200 Washington Street Providence RI 02903	85	No
The Cheesecake Factory Restaurants, Inc.	94 Providence Place Providence RI 02903	85	No
The Corner Pocket Inc.	1428 Hartford Avenue Johnston RI 02919	85	No
The Corporate Cafe'	40 Westminster Street Providence RI 02903	85	No
The Dorrance, LLC	60 Dorrance Street Providence RI 02903	85	No
The Foundry Associates	297 Promenade Street Providence RI 02908	37	No
The Genesis Center	620 Potters Avenue Providence RI 02907	86	No

Field's Point
List of Permitted Users - 2016

Company Name	Facility Address	Category	Significant
The Grande LLC	224 Atwells Avenue Providence RI 02903	85	No
The Grange	166 Broadway Providence RI 02903	85	No
The Merit, LLC	292 Atwells Avenue Providence RI 02903	85	No
The Original Italian Bakery, Inc.	915 Atwood Avenue Johnston RI 02919	81	No
The Pizza Gourmet	357 Hope Street Providence RI 02906	85	No
The Providence Center	520 Hope Street Providence RI 02906	86	No
The Providence Center	528 - 530 North Main Street Providence RI 02904	86	No
The Providence Mint, Inc.	1205 Westminster Street Providence RI 02909	44	No
The Providence School Department	1655 Westminster Street Providence RI 02909-1893	86	No
The Salted Slate	186 Wayland Avenue Providence RI 02906	85	No
The Sandwich Hut	1253 North Main Street Providence RI 02904	85	No
The Sharpe Building	25 Holden Street Providence RI 02908	86	No
The Small Point Cafe	230 Westminster Street Providence RI 02903	85	No
The Soapbox LLC	783 Hope Street Providence RI 02906	92	No
The Vault Lounge	387 Atwells Avenue Providence RI 02909	85	No
The Washroom	1467 Atwood Avenue Johnston RI 02919	92	No
The Whiskey Republic	515 South Water Street Providence RI 02903	85	No
Theresa Creations, Inc.	204 King Philip Road Providence RI 02909-5751	42	No
This Guy's Pizza	80 Greenville Avenue Johnston RI 02909	85	No
Thomas S. Mulvey DDS LLC	148 Waterman Street Providence RI 02906	94	No
Three Sisters, LLC	1074 Hope Street Providence RI 02906	85	No
Tienda y Taqueria Puebla	1070A Chalkstone Avenue Providence RI 02908	85	No
Times 2 Academy	50 Fillmore Street Providence RI 02908	86	No
Tokyo Restaurant	388 Wickenden Street Providence RI 02903	85	No
Tommy's Pizza, Inc.	936 Chalkstone Avenue Providence RI 02908	85	No
Tony's Colonial Food	311 Atwells Avenue Providence RI 02903	85	No
Tool Craft Inc. / Ru-Mart Inc.	767 Hartford Avenue Johnston RI 02919	41	No
Tool Time	75 South Street Providence RI 02903	85	No
Top of the Hill LLC	71 Bradford Street Providence RI 02903	85	No
Torg LLC	300 Broadway Providence RI 02903	85	No
Toro	175 Putnam Pike Johnston RI 02919	85	No

Field's Point
List of Permitted Users - 2016

Company Name	Facility Address	Category	Significant
Tortilleria el Quetzal	451 Hartford Avenue Providence RI 02909	81	No
Tower Manufacturing Corp.	25 Reservoir Avenue Providence RI 02907	27	No
Town Laundry	599 Elmwood Avenue Providence RI 02907	92	No
Town of Johnston	One Memorial Avenue Johnston RI 02919	84	No
Trattoria Zooma	245 Atwells Avenue Providence RI 02903	85	No
Travelers Auto Body, Inc.	299 Allens Avenue Providence RI 02905	97	No
Tri-Jay Company	2 Industrial Lane Johnston RI 02919	11	Yes
Trinity Brewhouse	186 Fountain Street Providence RI 02903	85	No
Trinity Management Co., LLC	343 Broad Street Providence RI 02907	85	No
Troy, LLC	890 Allens Avenue Providence RI 02905	85	No
True Bagels	222 Richmond Street Providence RI 02903	85	No
True Bagels Inc.	250 Brook Street Providence RI 02906	85	No
True Bagels, Inc.	288 Thayer Street Providence RI 02906	85	No
Twin's Pizza, Inc.	1000 Mineral Spring Avenue North Providence RI 02904	85	No
Two 88 Chinese Restaurant	288 Valley Street Providence RI 02908	85	No
Two Way Laundromat	1232 Broad Street Providence RI 02905	92	No
U.S. Post Office - VMF	55 Corliss Street Providence RI 02904-9722	37	No
U.S. Postal Service - P&DC	24 Corliss Street Providence RI 02904-9997	27	No
UCAP	75 Carpenter Street Providence RI 02905	86	No
UMelt Weybosset, Inc.	129 Weybosset Street Providence RI 02903	85	No
Umicore USA, Incorporated	50 Sims Avenue Providence RI 02909	22	Yes
Uncle Tonys Pizza and Pasta	46 Putnam Pike Johnston RI 02919	85	No
Underground Billiards, LLC	928 Plainfield Street Johnston RI 02919	85	No
Unique Plating Company	66 Mill Street Johnston RI 02919	11	Yes
Univar USA, Inc.	6 Harborside Boulevard Providence RI 02905	22	Yes
Universal Plating Company, Inc.	25 River Avenue Providence RI 02908	11	Yes
Universal Shaped Wire	1 Horton Street Providence RI 02904	41	No
University Foot Center - Smith Street	1180 Smith Street Providence RI 02908	94	No
University of Rhode Island- Shepard Bldg	80 Washington Street Providence RI 02903-1819	95	No
Uno Of Providence, Inc.	82 Providence Place - Room 103 Providence RI 02903	85	No
UTGR, Inc.	100 Twin River Road Lincoln RI 02865	85	No

Field's Point
List of Permitted Users - 2016

Company Name	Facility Address	Category	Significant
V.A. Medical Center	830 Chalkstone Avenue Providence RI 02908	90	No
Vanity Entertainment Group LLC	566 South Main Street Providence RI 02903	85	No
Vanuatu Coffee Roasters	294 Atwells Avenue Providence RI 02903	85	No
Vaseleos, LLC	1370 Mineral Spring Avenue North Providence RI 02904	85	No
Vasilios Pizza	579 Atwells Avenue Providence RI 02909	85	No
VB Pizza, LLC	1526 Smith Street North Providence RI 02911	85	No
Veazie Street School	211 Veazie Street Providence RI 02904	86	No
Veggie Fun	123 Dorrance Street Providence RI 02903	85	No
Venda Ravioli - DePasquale	81 DePasquale Avenue Providence RI 02903	85	No
Venda Ravioli - Royal Little Drive	150 Royal Little Drive Providence RI 02904	81	No
Venda Ravioli Inc. - 271 Atwells Avenue	271 Atwells Avenue Providence RI 02903	85	No
Verichem Laboratories, Inc.	90 Narragansett Avenue Providence RI 02907	95	No
Verizon	Allens Ave Providence RI 02905	27	No
Villa Italian Kitchen	Providence Place Mall Providence RI 02903	85	No
Village Restaurant Group, LLC	373 Richmond Street Providence RI 02903	85	No
Virginia & Spanish Peanut Co.	260 Dexter Street Providence RI 02907-2726	81	No
Viva Mexico Cantina	129 Washington Street Providence RI 02903	85	No
V-Mart	176 Narragansett Avenue Providence RI 02907	82	No
Volpe Tailoring & Cleaning	592 Charles Street Providence RI 02904	92	No
Walach Enterprises Providence, LLC	649 North Main Street Providence RI 02904	85	No
Walsh's Auto Body and Sales, Inc.	60 Narragansett Avenue Providence RI 02907	97	No
Walt's Roast Beef- North Providence	2046 Smith Street North Providence RI 02911	85	No
WaraWara	776 Hope Street Providence RI 02906	85	No
Warren Jagger Photography, Inc.	150 Chestnut Street Providence RI 02903	93	No
Warwick Poultry Company Inc.	60 Bath Street Providence RI 02908	81	No
Waterman Grill, LLC	4 Richmond Square Providence RI 02906	85	No
Waterman Laundromat	146 Waterman Avenue North Providence RI 02911	92	No
Webster Avenue School	191 Webster Avenue Providence RI 02909	86	No
Wendy's International, Inc. (Charles)	391 Charles Street Providence RI 02904-2209	85	No
Wendy's International, Inc. (Eddy)	731-751 Eddy Street Providence RI 02903	85	No
Wendy's International, Inc. (Manton)	850 Manton Avenue Providence RI 02919	85	No

Field's Point
List of Permitted Users - 2016

Company Name	Facility Address	Category	Significant
Weng and Jiang LLC	680 Elmwood Avenue Providence RI 02907	85	No
Wes' Rib House	38 Dike Street Providence RI 02909	85	No
West Fountain, LLC	425 West Fountain Street, #106 Providence RI 02903	85	No
West River Cafe, LLC	148 West River Street Providence RI 02904	85	No
West Side Diner	1380 Wesminster Street Providence RI 02909	85	No
Weybosset Hotel LLC	58 Weybosset Street Providence RI 02903	86	No
Whisk LLC	1345 Hartford Avenue Johnston RI 02919	85	No
Whole Foods Market Group, Inc.	261 Waterman Street Providence RI 02906	82	No
Whole Foods Market, Inc.	601 North Main Street Providence RI 02904	82	No
Whytebrook Retirement Investors, LLC	1 Cherry Hill Road Johnston RI 02919	86	No
William D'Abate Elementary School	60 Kossuth Street Providence RI 02909	86	No
Wine & Cheese	1861 Smith Street North Providence RI 02911	85	No
Women & Infants' Hospital	101 Dudley Street Providence RI 02905	90	No
Women and Infants-Kilguss Lab	200 Chestnut Street Providence RI 02903	95	No
Wong's Kitchen	108 Waterman Street Providence RI 02906	85	No
WVCB	27 Sims Avenue Providence RI 02909	41	No
Xoyita Tortilleria and Deli	463 Plainfield Street Providence RI 02909	85	No
Yacht Club Beverages	2239 Mineral Spring Avenue North Providence RI 02911	89	No
Yang's Restaurant	924 Broad Street Providence RI 02907	85	No
Yan's Cuisine	83 Benevolent Street Providence RI 02906	85	No
YLD Management Inc	220 Atwells Avenue Providence RI 02903	85	No
YMCA East Side/Mount Hope	438 Hope Street Providence RI 02906-1640	89	No
Yoo Sushi	412 Douglas Avenue Providence RI 02908	85	No
Zale Hospitality, Inc.	355 Hope Street Providence RI 02906	85	No
Zona Lounge	195 Niantic Avenue Cranston RI 02907	85	No
Zumstein Family Dentistry	159 Governor Street Providence RI 02906	94	No

***INDUSTRIAL AND COMMERCIAL
USERS***

BUCKLIN POINT

Bucklin Point
List of Permitted Users - 2016

Company Name	Facility Address	Category	Significant
10 Rocks Lounge & Tapas, LLC	1091 Main Street Pawtucket RI 02860	85	No
100 Chambers Street Operations, LLC	100 Chambers Street Cumberland RI 02864	86	No
141 Corporation	260 Newport Avenue East Providence RI 02916	85	No
1537 Corporation	1537 Newport Avenue Pawtucket RI 02861	85	No
3 Flags Bakery	1255 Broad Street Central Falls RI 02863	81	No
A.E.E. Inc.	4 Power Road Pawtucket RI 02860	85	No
A.T. Cross Company	One Albion Road Lincoln RI 02865	59	No
A+J Enterprises, LLC	99 Newport Avenue Pawtucket RI 02861	85	No
Accent Plating Company	25 Esten Avenue Pawtucket RI 02860	11	Yes
Accu-Care Supply	109 King Philip Road Rumford RI 02916	27	No
ACS Industries, Inc.	1 New England Way Lincoln RI 02865	35	No
Adaco, LLC	324 Waterman Avenue East Providence RI 02914	85	No
Adelina Productions Inc.	434 Broadway Pawtucket RI 02860	85	No
Agar Machining & Welding, Inc.	270 York Avenue Pawtucket RI 02860	42	No
Agawam Hunt	15 Roger Williams Avenue Rumford RI 02916	85	No
Agnes E. Little Elementary School	60 South Bend Street Pawtucket RI 02860	86	No
Air Filtration Systems	5 Carpenter Street, Suite 103 Pawtucket RI 02860	42	No
Aladdin Club	609 Smithfield Avenue Pawtucket RI 02860	85	No
All Star Pizza	417 Broad Street Cumberland RI 02864-7820	85	No
Allstate Restaurant Equipment	125 Esten Avenue Pawtucket RI 02860	99	No
Alves and Sons Bakery	679 Central Avenue Pawtucket RI 02861	81	No
Amanda's Kitchen	54 Smithfield Avenue Pawtucket RI 02860	85	No
America's Best Value Inn	400 Newport Avenue Rumford RI 02916-2120	86	No
Amica Mutual Insurance Co. - 10	10 Amica Way Lincoln RI 02865	53	No
Amica Mutual Insurance Co. - 25	25 Amica Way Lincoln RI 02865-0500	37	No
Amica Mutual Insurance Co. - 50	50 Lincoln Center Boulevard Lincoln RI 02865-0500	53	No
Amica Mutual Insurance Co.-100	100 Lincoln Center Boulevard Lincoln RI 02865	86	No
Andrew's Bistro	3755 Mendon Road Cumberland RI 02864	85	No
Angelica Textile Service	482 Pawtucket Avenue Pawtucket RI 02860	25	Yes
Angelo's Pizza, Inc.	133 Mendon Road Cumberland RI 02864	85	No
Anjos Enterprises, Inc.	288 East Avenue Pawtucket RI 02860	92	No

Bucklin Point
List of Permitted Users - 2016

Company Name	Facility Address	Category	Significant
Antigua Guatemala Bakery	740 Dexter Street Central Falls RI 02863	85	No
Antonio's Portuguese Cafe & Kitchen Inc.	791 Smithfield Avenue Lincoln RI 02865	85	No
APBVP, Inc.	727 East Avenue, Unit 6 Pawtucket RI 02860	85	No
Apna Bazar	282 East Avenue Pawtucket RI 02860	85	No
Apple Valley Kenco, Inc.	29 Newport Avenue Rumford RI 02916	85	No
ARJK, Inc.	477 Smithfield Ave. Pawtucket RI 02860	85	No
Armando & Sons Meat Market	265 Pine Street Pawtucket RI 02860	82	No
ArtVac Corporation	17 New England Way Lincoln RI 02865	21	No
Asia Restaurants, Inc.	622 George Washington Hgwy Lincoln RI 02865	85	No
Aspen Aerogels Rhode Island, LLC	3 Dexter Road East Providence RI 02914	27	Yes
Attleboro- Cumberland Oral Surgeons, Inc	175 Nate Whipple Highway, Suite 210 Cumberland RI 02864-1427	99	No
Auli's Panda	863 Broad Street Central Falls RI 02863	85	No
Auto Parts Group Southwest LLC	70 Macondray Street Cumberland RI 02864	42	No
Avenue N American Kitchen	20 Newman Avenue Rumford RI 02916	85	No
B & L Plastics, Inc.	535 Prospect Street Pawtucket RI 02860	46	No
B&M Clambake Company	560 York Avenue Pawtucket RI 02861	85	No
B. Pinelli's Simply Italian	736 North Broadway East Providence RI 02914	85	No
Bachini's Bakery	345 York Avenue Pawtucket RI 02860	81	No
Bake My Day- Broad Street	23 Broad Street, Suite #9 Pawtucket RI 02860	85	No
Bank of America	670 George Washington Highway Lincoln RI 02865	86	No
Benedict J. Ingegneri Jr. DMD PC Inc.	3231 Mendon Road Cumberland RI 02864	94	No
Benjamin III, Inc.	722 Broad Street Central Falls RI 02863	85	No
Bernardo Manufacturing	54 Taylor Drive East Providence RI 02916	21	No
Best Eastern Chinese Restaurant	791 Lonsdale Avenue Central Falls RI 02863	85	No
Blackstone Dental	1044 Broad Street Central Falls RI 02863	94	No
Blackstone Donuts	421 Broadway Pawtucket RI 02860	85	No
Blackstone Donuts, Inc.	109 East Street Pawtucket RI 02860	85	No
Blackstone Health	420 Main Street Pawtucket RI 02860	86	No
Blackstone Market	385 East Avenue Pawtucket RI 02860	81	No
Blackstone Valley Assisted Living	649 Broad Street Central Falls RI 02863	86	No
Blackstone Valley Foot & Ankle	345 Armistice Boulevard Pawtucket RI 02861	94	No

Bucklin Point
List of Permitted Users - 2016

Company Name	Facility Address	Category	Significant
Bliss Manufacturing Co., Inc.	50 Bacon Street Pawtucket RI 02860	11	Yes
BLP Inc.	2130 Mendon Road Cumberland RI 02864	85	No
Blue Line Septic, LLC	183 Danielson Pike North Scituate RI 02857	80	No
Boston House of Pizza	540 Taunton Avenue East Providence RI 02914	85	No
Bowling Academy, Inc.	354 Taunton Avenue East Providence RI 02914	85	No
Brava Restaurant & Bar, Inc.	908 Main Street Pawtucket RI 02860	85	No
Broadway Car Wash	406 Broadway Pawtucket RI 02860	97	No
Broadway Diner	446 North Broadway East Providence RI 02914	85	No
Broadway Pizza	511 Broadway Pawtucket RI 02860	85	No
Bubble Room Car Wash, Inc.	335 Taunton Avenue East Providence RI 02914	97	No
Bubble Wash	472 Pawtucket Avenue Pawtucket RI 02860	92	No
Bucket Brewery	545 Pawtucket Avenue Pawtucket RI 02860	89	No
Buffalo Lincoln Associates, LLC	636 George Washington Highway Lincoln RI 02865	86	No
Bullard Abrasives Inc	6 Carol Drive Lincoln RI 02865	42	No
Burger Bar, Inc.	855 Newport Avenue Pawtucket RI 02861	85	No
Burger King - Cedar Avenue	91 Cedar Street Pawtucket RI 02860	85	No
Burton M. Ogata, D.M.D	1346 Newport Ave. Pawtucket RI 02861	94	No
Cala Fruit Distributors, Inc.	71 Dexter Street Pawtucket RI 02860	81	No
Calise & Sons Bakery	2 Quality Drive Lincoln RI 02865	81	No
Canton Wok	293 Newport Avenue Pawtucket RI 02861	85	No
Catanzaros Food Products, Inc.	203 Concord Street #457 Pawtucket RI 02860	81	No
Celtic Pub, Inc.	755 Broadway Pawtucket RI 02861	85	No
Central Auto Radiator, Inc.	188 Pine Street Pawtucket RI 02860	59	No
Central Falls Detention Facility Corp.	950 High Street Central Falls RI 02863	86	No
Central Falls Provision Co.	847 High Street Central Falls RI 02863	81	No
Charles Coelho Funeral Home	151 Cross Street Central Falls RI 02863	96	No
Charles E. Shea High School	485 East Avenue Pawtucket RI 02860	86	No
Charles M. Cavicchio, DPM	2 Wake Robin Road - Suite 203 Lincoln RI 02865	94	No
Chelo's Restaurant	45 Newport Avenue Rumford RI 02916	85	No
Chemart Company	11 New England Way Lincoln RI 02865	11	Yes
Chengdu Taste Inc. (New)	701 Main Street Pawtucket RI 02860	85	No

Bucklin Point
List of Permitted Users - 2016

Company Name	Facility Address	Category	Significant
China House	555 Dexter Street Central Falls RI 02863	85	No
Cinemaworld	622 George Washington Highway Lincoln RI 02865	85	No
Cintas Corporation	300 Highland Corporate Drive Cumberland RI 02864	25	Yes
City Limits	1270 Broad Street Central Falls RI 02863	85	No
City of Pawtucket - Public Works	250 Armistice Boulevard Pawtucket RI 02860	37	No
Cityline Laundry	194 Reservoir Ave Lincoln RI 02865	92	No
Classsick Custom	5 Carpenter Street, Suite 101 Pawtucket RI 02860	99	No
Club Sport Uniao Madeirence	46 Madeira Avenue Central Falls RI 02863	85	No
Clube Social Portuguese, Inc.	131 School Street Pawtucket RI 02860	85	No
CMG Holding Company, LLC	430 Newport Avenue Rumford RI 02916	85	No
Coastal Collision & Towing, Inc.	540 Pawtucket Avenue Pawtucket RI 02860	97	No
Coia Sanitation Services	137 Angell Road Cumberland RI 02864	80	No
Coin-OP	504 Pawtucket Avenue Pawtucket RI 02860	92	No
Colonial Motor Sales, Inc.	550 George Washington Highway Smithfield RI 02917	97	No
Comfort Dental II	725 Dexter St Central Falls RI 02863	94	No
Community Ctr Grupo Amigos Da Terceira	55 Memorial Drive Pawtucket RI 02860	85	No
Compassionate Care Veterinary Clinic	1509 Mendon Road Cumberland RI 02864	99	No
Conopco, Inc. (Site #1)	35 Martin Street Cumberland RI 02864	40	No
Conopco, Inc. (Site #2)	36 Martin Street Cumberland RI 02864	40	No
Conrad-Jarvis Corp.	217 Conant Street Pawtucket RI 02860	42	No
Continental Plastics & Packaging	21 Powder Hill Road Lincoln RI 02865	35	No
Cool Air Creations Inc.	10 Business Park Drive Smithfield RI 02917	99	No
Cooley, Incorporated	50 Esten Avenue Pawtucket RI 02860	53	No
Corner Diner	526 Pawtucket Avenue Pawtucket RI 02860	85	No
Costigan - O'Neill Funeral Home	220 Cottage Street Pawtucket RI 02860	96	No
Cottage Street Donuts	372 Cottage Street Pawtucket RI 02861	85	No
Cox Communications, Inc. - BP Vault	9 James P Murphy Highway West Warwick RI 02893	27	No
Creative Stone Countertops Inc.	140 Smithfield Avenue Pawtucket RI 02860	42	No
Crest Manufacturing Company	5 Hood Drive Lincoln RI 02865	52	No
Crooked Current Brewery	560 Mineral Spring Avenue, BF112 Pawtucket RI 02860	89	No
Crown Collision Center	180 Broadway Pawtucket RI 02860	97	No

Bucklin Point
List of Permitted Users - 2016

Company Name	Facility Address	Category	Significant
Crugnale Bakery	1764 Mendon Rd Cumberland RI 02864	85	No
Cuisine Del Mar	445 Lonsdale Avenue Pawtucket RI 02860	85	No
Cumberland Public Schools	205 Manville Hill Road Cumberland RI 02864	86	No
Cumberland Farms	478 Broad Street Central Falls RI 02863	85	No
Cumberland High School	2600 Mendon Road Cumberland RI 02864	86	No
Cumberland House of Pizza	2360 Mendon Road Cumberland RI 02864	85	No
Cumberland Public Schools	364 Broad Street Cumberland RI 02864	86	No
CVS Caremark Corp. (200 Highland Drive)	200 Highland Corporate Drive Cumberland RI 02864	86	No
CVS Pharmacy, Inc.	2100 Highland Corporate Drive Cumberland RI 02864	86	No
CW Lanes and Games	622 George Washington Highway, Unit #2 Lincoln RI 02865	85	No
D. Miller's Auto Body	1211 Mendon Road Cumberland RI 02864	97	No
D.J. Providence Co., LLC	622 George Washington Highway Lincoln RI 02865	85	No
D'Angelo Sandwich Shop (Broadway)	216 Broadway Pawtucket RI 02860	85	No
Darlene Group	93 Park Place Pawtucket RI 02860	11	Yes
Darlington Assisted Living Center	123 Armistice Boulevard Pawtucket RI 02860	86	No
Darlington Mortuary of L. Heroux & Son,	1042 Newport Avenue Pawtucket RI 02861	96	No
Davenport Restaurant	1070 Mendon Road Cumberland RI 02864	85	No
Davenport's Bar & Grille	1925 Pawtucket Avenue East Providence RI 02914	85	No
Dave's Marketplace	2077 Diamond Hill Road Cumberland RI 02864	82	No
David London and Company	29 Carrington Street Lincoln RI 02865	35	No
Denison Acquisition Company, LLC	1 Powder Hill Road Lincoln RI 02865	14	Yes
Dental Associates of Cumberland, Inc.	2138 Mendon Road, #202 Cumberland RI 02864	94	No
Dental Group of Pawtucket	1571 Newport Avenue, Suite 2 Pawtucket RI 02861	94	No
Dexter Car Wash, Inc.	290 Dexter Street Pawtucket RI 02860	97	No
Dexter Laundromat, Inc.	336 Dexter Street Central Falls RI 02863	92	No
Dexter Street South Laundry Corp.	361 Dexter Street Central Falls RI 02863	92	No
Dialysis Center of Pawtucket	201 Armistice Boulevard Pawtucket RI 02860	95	No
Diamond Cleaners, Inc.	681 Beverage Hill Avenue Pawtucket RI 02861	92	No
Diamond Hill Dental, Inc.	2343 Diamond Hill Road Cumberland RI 02864	94	No
Diffley & Daughters Septic	P.O. Box 183 East Greenwich RI 02818	80	No
Dimitri Ganim, DDS	878 Newport Avenue Pawtucket RI 02861	94	No

Bucklin Point
List of Permitted Users - 2016

Company Name	Facility Address	Category	Significant
DIP, Inc.	342 East Avenue Pawtucket RI 02860	85	No
DJ Providence Co., LLC	72 Newport Avenue East Providence RI 02916	85	No
Domino's Pizza (Dexter Street)	210 Dexter Street Pawtucket RI 02860	85	No
Don's Lunch	169 Benefit Street Pawtucket RI 02861	85	No
Dooley, LLC	616 Smithfield Avenue Lincoln RI 02865	85	No
Double Dragon	381 Smithfield Avenue Pawtucket RI 02860	85	No
Dr. Anita N. Vasvani, D.M.D.	40 Maplewood Drive Pawtucket RI 02861	94	No
Dr. Earl F. Calcutt Middle School	112 Washington Street Central Falls RI 02863	86	No
Dr. John B. DeMello	885 Smithfield Avenue Lincoln RI 02865	94	No
Drs. Ward and Vaudry	132 Old River Road, Suite 204 Lincoln RI 02865	94	No
Dufficy Enterprises, Inc.	448 Newport Avenue Pawtucket RI 02861	85	No
Dunkin Donuts - Central Avenue	1113 Central Avenue Pawtucket RI 02860	85	No
Dunkin Donuts - Cumberland	20 Ann & Hope Way Cumberland RI 02864	85	No
Dunkin Donuts - Taunton Ave.	484 Taunton Avenue East Providence RI 02914	85	No
Dunkin Donuts-Broad Street	542 Broad Street Central Falls RI 02861	85	No
Dunkin Donuts-George Washington Highway	629 George Washington Highway Lincoln RI 02865	85	No
Dupuis Oil	401 Walcott Street Pawtucket RI 02860	97	No
East Providence Cinemas	60 Newport Avenue East Providence RI 02916	85	No
East Providence Fire Station #3	30 North Broadway East Providence RI 02916	97	No
East Providence Persy's Place LLC	140 Newport Avenue Rumford RI 02916	85	No
Eaton Corporation	10 New Road East Providence RI 02916	11	Yes
Echo Septic Services LLC	PO Box 129 481 Chestnut Hill Road Chepachet RI 02814	80	No
Ecological Fibers, Inc.	730 York Avenue Pawtucket RI 02861	24	Yes
EDC Holding, LLC	100 Newport Avenue East Providence RI 02916	85	No
Eglantina Kica, D.M.D.	388 Armistice Boulevard Pawtucket RI 02861	94	No
El Paise Restaurant, Inc.	598 Dexter Street Central Falls RI 02863	85	No
El Salvadoreno Restaurant, Inc.	791 Lonsdale Avenue Central Falls RI 02863	85	No
Emery Realty Inc./Fountain Street Grille	151 Fountain Street Pawtucket RI 02860	85	No
Emery's Catering Service, Inc.	24 Central Street Central Falls RI 02863	85	No
Enrico Caruso Society	105 Bouvier Avenue Manville RI 02838	85	No
Enterprise Rent-A-Car of R.I. (Broadway)	458 Broadway Pawtucket RI 02860	37	No

Bucklin Point
List of Permitted Users - 2016

Company Name	Facility Address	Category	Significant
Everybody's Favorite Family Restaurant	1370 Mendon Road Cumberland RI 02864	85	No
Excellent Coffee Company	57 Pawtucket Avenue Pawtucket RI 02860	89	No
Exchange Street Cafe	49 Exchange Street Pawtucket RI 02860	85	No
Express Panda	205 Division Street Pawtucket RI 02860	85	No
Extreme Clean Laundry, Inc.	295 Armistice Boulevard Pawtucket RI 02861	92	No
Fallon Memorial Elementary School	60 Lincoln Avenue Pawtucket RI 02861	86	No
Farm Fresh RI	2 Bayley Street Pawtucket RI 02860	85	No
FGX International	500 George Washington Highway Smithfield RI 02917	59	No
Filibuster Club	23 High Street Cumberland RI 02864	85	No
Finlay Extracts & Ingredients USA, Inc.	10 Blackstone Valley Place Lincoln RI 02865	34	No
First Choice Coffee Services	67 Beverage Hill Avenue Pawtucket RI 02860	89	No
Fitness International LLC	615 Pawtucket Avenue Pawtucket RI 02860	89	No
Flor Di Brava	593 Weeden Street Pawtucket RI 02860	81	No
Foolproof Brewing Co., LLC	241 Grotto Avenue, Bldg. D, Unit 1 Pawtucket RI 02860	89	No
Fortune House	1800 Mendon Road, Unit F Cumberland RI 02864	85	No
Frank Lizotte's Glass Co., Inc.	8 Perry Street Central Falls RI 02863	42	No
Freeway Laundry II	280 Dexter Street Pawtucket RI 02860	92	No
Freeway Laundry IV	562 Broadway Pawtucket RI 02860	92	No
Friendly's - Newport Avenue	45 Newport Avenue Pawtucket RI 02861	85	No
Froyo World Lincoln	622 George Washington Highway Lincoln RI 02865	85	No
Fujifilm Electronic Materials USA, Inc.	200 Massasoit Avenue East Providence RI 02914	59	No
Fuller Packaging, Inc.	1152 High Street Central Falls RI 02863	52	No
G.B. Donuts of RI Inc.	2084 Diamond Hill Road Cumberland RI 02864	85	No
Galito Restaurant	214-216 Columbus Avenue Pawtucket RI 02861	85	No
Galway Bay	156 South Bend Street Pawtucket RI 02860	85	No
Garden Grille	727 East Avenue Pawtucket RI 02860	85	No
Garden Meat Market, LLC	156 Washington Street Central Falls RI 02863	81	No
Garfield Social Club	11 Hunt Street Central Falls RI 02863	85	No
Garrity Pub & Restaurant	67 Garrity Street Pawtucket RI 02861	85	No
Garvin Memorial Elementary	1364 Diamond Hill Road Cumberland RI 02864-3496	86	No
General Cable Industries, LLC	3 Carol Drive Lincoln RI 02865	27	Yes

Bucklin Point
List of Permitted Users - 2016

Company Name	Facility Address	Category	Significant
Generations	267 Jenckes Hill Road Smithfield RI 02917	86	No
Geneva Apartments, LP	150 Dartmouth Street Pawtucket RI 02860	86	No
Georgia's Restaurant Ltd.	915 Dexter Street Central Falls RI 02863	85	No
Gerard A. Belhumeur, DDS	629 Central Avenue Pawtucket RI 02861	94	No
German American Cultural Society	78 Carter Avenue Pawtucket RI 02861	85	No
Godfrey & Wing, Inc.	17 Dexter Road East Providence RI 02914	27	Yes
Golden Li Lai	904 Main Street Pawtucket RI 02860	85	No
Golden Palace	1165 High Street Cumberland RI 02864	85	No
Great China Inc.	402 Dexter Street Central Falls RI 02863	85	No
Great Taste	856 Newport Avenue Pawtucket RI 02861	85	No
Greystone of Lincoln, Inc.	7 Wellington Road Lincoln RI 02865	42	No
Gripnail Corporation	97 Dexter Road East Providence RI 02914	42	No
Guatemex Bakery	810 Broad Street Central Falls RI 02863	81	No
Hark's Hadwin Street Cafe	63 Hadwin Street Central Falls RI 02863	85	No
Harris Industries, Inc.	181 Conant Street Pawtucket RI 02860-1850	42	No
Hartley's Pork Pies	871 Smithfield Avenue Lincoln RI 02865	81	No
Hasbro, Inc.	1027 Newport Avenue Pawtucket RI 02861	27	No
Hasbro, Inc. - Executive Offices	1011 Newport Avenue Pawtucket RI 02861	86	No
Hibachi Grill Supreme Buffet Inc.	58A Newport Avenue Rumford RI 02916	85	No
Highland Dental Group, Inc.	1189 Smithfield Avenue Lincoln RI 02865	94	No
Highridge Swim & Tennis Club	192 Old River Road Lincoln RI 02865	89	No
Hindley Manufacturing Company	9 Havens Street Cumberland RI 02864	21	No
HM Vincent, DMD, LLC	719 Armistice Boulevard Pawtucket RI 02861	94	No
Holiday Retirement Home, Inc.	30 Sayles Hill Road Manville RI 02838	86	No
Homestead Baking Company	145 North Broadway Rumford RI 02916	81	No
Honey Dew Donuts	179 Front Street Lincoln RI 02865	85	No
Honey Dew Donuts (Newport Avenue)	1515 Newport Avenue Pawtucket RI 02861-1342	85	No
Hope Buffinton Packaging Group, LLC	575 Lonsdale Avenue Central Falls RI 02863	59	No
Hope Global	50 Martin Street Cumberland RI 02864	23	No
Hope Springs Eternal LLC	1005 Main Street, Suite #1113 Pawtucket RI 02860	85	No
Hord Crystal Corporation	45 York Avenue Pawtucket RI 02860	11	Yes

Bucklin Point
List of Permitted Users - 2016

Company Name	Facility Address	Category	Significant
Hot Spot LLC	3781 Mendon Road Cumberland RI 02864	85	No
House of Pizza	206 Division Street Pawtucket RI 02860	85	No
Howley Bread Group	613 George Washington Highway Lincoln RI 02865	85	No
HP Services, Inc.	800 Scenic View Drive Cumberland RI 02864	11	Yes
Hydro Dulce	712 Broad Street Central Falls RI 02863	85	No
Impact Custom Apparel, LLC	30 Industrial Road Cumberland RI 02864	99	No
Imperial Packaging Corporation	1 Campbell Street Pawtucket RI 02861	49	No
InCytu, Incorporated	6 Blackstone Valley Place, #5-500 Lincoln RI 02865	95	No
Industrial Container Services - RI, LLC	455 George Washington Highway Smithfield RI 02917-1929	44	No
Ink Solution	560 Mineral Spring Avenue, Unit 5-102 Pawtucket RI 02860	99	No
International Market Cafe'	40 Macondray Street Cumberland RI 02864	81	No
International Meat Market	756 Lonsdale Avenue Central Falls RI 02863	81	No
International Packaging Corp.	517 Mineral Spring Ave. Pawtucket RI 02860	53	No
Interplex Engineered Products, Inc.	231 Ferris Avenue East Providence RI 02916	11	Yes
Investment Donuts	727 East Avenue Pawtucket RI 02860	85	No
Isle Brewers Guild	461 Main Street Pawtucket RI 02860	34	No
J and K Restaurant	757 Main Street Pawtucket RI 02860	85	No
J&M Diamond Tool, Inc.	43 Roger Williams Avenue East Providence RI 02916	44	No
J.D. Laundromat	180 Broad Street Cumberland RI 02864	92	No
J.I.F. Investment Co., Inc.	6 Cook Street Lincoln RI 02865	97	No
Jacky's Galaxie Restaurant, Inc.	1764 Mendon Road, Suite 1 Cumberland RI 02864	85	No
Jan Co. Central	800 Lonsdale Avenue Central Falls RI 02863	85	No
Jan Co. Central, Inc.	67 Newport Avenue East Providence RI 02916	85	No
Jan Co., Inc.	600 Taunton Avenue East Providence RI 02916	85	No
JAR Bakers Supply	12 Crow Point Road Lincoln RI 02865	81	No
Jeanne Jugan Residence	964 Main Street Pawtucket RI 02860	86	No
Jerry's Friendly Tap LLC	1225 Mendon Road Cumberland RI 02864	85	No
JH Davis, LLC.	435 West Avenue Pawtucket RI 02860	42	No
Jin Hua Chinese Restaurant, Inc.	1925 Pawtucket Avenue East Providence RI 02914	85	No
JJ and Son	119 Main Street Albion RI 02802	85	No
JKM Enterprises, LLC	900 Broad Street Central Falls RI 02863	92	No

Bucklin Point
List of Permitted Users - 2016

Company Name	Facility Address	Category	Significant
John H. Collins & Sons Company	Dunnell Lane Pawtucket RI 02860	27	Yes
John O. Eastman, D.D.S. Inc.	225 Newman Avenue Rumford RI 02916	94	No
Johnston Donuts, Inc.	2069 Diamond Hill Road Cumberland RI 02864	85	No
Joseph Jenks Jr. High School	350 Division Street Pawtucket RI 02860	86	No
J's Deli	2364 Diamond Hill Road Cumberland RI 02864	85	No
Just Like Home Laundry	1322 Broad Street Central Falls RI 02863	92	No
K & A El Masri- Ronzio Pizza	1700 Mendon Rd. Cumberland RI 02864	85	No
K&W Webbing Company	403 Roosevelt Avenue Central Falls RI 02863	23	No
Karol A. Romenski & Son, Inc.	342 High Street Central Falls RI 02863	96	No
KD Coney	386 Old River Road Manville RI 02865	85	No
Keefe Funeral Home, Inc.	5 Higginson Avenue Lincoln RI 02865	96	No
Kenneth Castellucci & Associates, Inc.	9 New England Way Lincoln RI 02865	42	No
Key Container Corporation	21 Campbell Street Pawtucket RI 02861-4005	24	No
Kim & Gary's Ice Cream Machine	4288 Diamond Hill Road Cumberland RI 02864	85	No
Kirkbrae Country Club	197 Old River Road Lincoln RI 02865	86	No
Kiwi Burst Yogurt Shop	616 George Washington Highway Lincoln RI 02865	85	No
KMN LLC	379 Smithfield Avenue Pawtucket RI 02860	85	No
KMN, LLC	295 Armistice Boulevard Pawtucket RI 02861	85	No
L&B Foods, Inc.	20 Carter Avenue Pawtucket RI 02861	81	No
La Arepa	574 Smithfield Avenue Pawtucket RI 02860	85	No
La Casona Restaurant	768 Broad Street Central Falls RI 02863	85	No
Lane Foods, Inc.	1940 Pawtucket Avenue East Providence RI 02914	85	No
Langley's Laundromat	265 Pawtucket Avenue Pawtucket RI 02860	92	No
Laundromax	479 Mineral Spring Avenue Pawtucket RI 02860	92	No
Leedon Webbing Co., Inc.	86 Tremont Street Central Falls RI 02863	44	No
Len's Hot Dog Haven	9 Slater Park Pawtucket RI 02860	85	No
Lima's Place	499 High Street Central Falls RI 02863	85	No
Lincoln Animal Hospital	207 Front Street Lincoln RI 02865	94	No
Lincoln Fine Ingredients	50 Industrial Circle Lincoln RI 02865	22	Yes
Lincoln Funeral Home, Inc.	1501 Lonsdale Avenue Lincoln RI 02865	96	No
Lincoln Laundromat	208 Front Street Lincoln RI 02865	92	No

Bucklin Point
List of Permitted Users - 2016

Company Name	Facility Address	Category	Significant
Lincoln Senior Center	150 Jenckes Hill Road Lincoln RI 02865	86	No
Lindbergh Auto Body, Inc.	58 Smithfield Avenue Pawtucket RI 02860	97	No
Lindsay Ciombor Brislin, DMD	536 Central Avenue Pawtucket RI 02861	94	No
Liquid Blue	1 Crownmark Drive Lincoln RI 02865	23	Yes
LMP Enterprises	2352 Mendon Road Cumberland RI 02864	85	No
Lonsdale Donuts	465 Lonsdale Avenue Pawtucket RI 02860	85	No
Lonsdale Super Wash	459 Lonsdale Avenue Pawtucket RI 02860	92	No
LRA Restaurants Inc.	535 Dexter Street Central Falls RI 02863	85	No
Lucky Chen	609 Smithfield Ave Lincoln RI 02865	85	No
Lucky Chen Corp 2	614 Smithfield Ave Lincoln RI 02865	85	No
Lucky Laundry	506 York Avenue Pawtucket RI 02861-3428	92	No
Luxury Dry Cleaners	610 Smithfield Avenue Lincoln RI 02865	92	No
Lydia A. Klufas, DDS	525 Broad Street Cumberland RI 02864	94	No
M & M NY System	361 Waterman Avenue East Providence RI 02914	85	No
Magerry, Inc.	47 Summer Street Manville RI 02838	85	No
Main Street Market, Inc.	919 Main Street Pawtucket RI 02860	82	No
Makin Central Inc.	655 Central Avenue Pawtucket RI 02861	85	No
Manning Heffern Inc.	68 Broadway Pawtucket RI 02860	96	No
Manville Cleaning Center	14 Railroad Street Manville RI 02838	92	No
Manville Palace Pizza	141 Railroad Street Manville RI 02838	85	No
Marotta Food Corporation	300 Barton Street Pawtucket RI 02860-2918	82	No
Martin Bakers, LLC	399 North Broadway East Providence RI 02916	85	No
Masbro Polishing Company, Inc.	50 Patterson Avenue Pawtucket RI 02860	42	No
Materion Technical Materials, Inc.	5 Wellington Road Lincoln RI 02865	11	Yes
Matos Bakery	569 Broadway Pawtucket RI 02860	81	No
Medcure	900 Highland Corporate Drive, Suite 301 Cumberland RI 02864	95	No
Mei King Restaurant	211 South Bend Street Pawtucket RI 02860	85	No
Memorial Hospital of RI	111 Brewster Street Pawtucket RI 02860	90	No
Michael Healy Designs, Inc.	60 New River Road Manville RI 02838	41	No
Michael Perri & Sons, Inc.	537 Sandy Lane Warwick RI 02889	80	No
Michael's Meats	2130 Mendon Road Suite 4 Cumberland RI 02864	81	No

Bucklin Point
List of Permitted Users - 2016

Company Name	Facility Address	Category	Significant
Mid State Sewerage, Inc.	237 Riverlin Street Millbury MA 01527	80	No
Mineral Enterprises Inc.	750 Mineral Spring Avenue Pawtucket RI 02860	85	No
Ming Garden, Inc.	295 Armistice Boulevard Pawtucket RI 02861	85	No
Mirror Image	190 Exchange Street Pawtucket RI 02860	99	No
Modern Diner	364 East Avenue Pawtucket RI 02860	85	No
Montecristo Restaurant	804 Broad Street Central Falls RI 02863	85	No
Moon Star Chinese Restaurant	727 East Avenue Pawtucket RI 02860	85	No
Motown Pizza, LLC	45 Newport Ave, Suite B Rumford RI 02916	85	No
Mr. USA Cleaners	224 East Avenue Pawtucket RI 02860	92	No
Mulhearn's Pub	507 North Broadway East Providence RI 02914	85	No
Multi-Wall Packaging a Division of ITW	50 Taylor Drive East Providence RI 02916	42	No
Murdock Webbing Co., Inc.	27 Foundry Street Central Falls RI 02863	23	Yes
Murphy's Law	2 George Street Pawtucket RI 02860	85	No
My Daddy's Pizza	594 Pawtucket Avenue Pawtucket RI 02860	85	No
Narr. Electric Co.-Vault Op.-BV	280 Melrose Street Providence RI 02907	27	No
NECVW, Inc.	1600 Mendon Road Cumberland RI 02864	97	No
Neptco, Inc.	30 Hamlet Street Pawtucket RI 02861-0323	44	No
Neurotech Pharmaceuticals, Inc.	900 Highland Corporate Drive Cumberland RI 02864	95	No
New England Catering Service, LLC	474 Pawtucket Avenue Pawtucket RI 02860	85	No
New England Linen Supply, Inc.	20 Rhode Island Avenue Pawtucket RI 02860	25	Yes
New Harvest Coffee Roasters	1005 Main Street, Suite 108 Pawtucket RI 02860	85	No
New Hong Kong	514 Broad Street Central Falls RI 02863	85	No
Newport 223 Donuts, Inc.	223 Newport Avenue East Providence RI 02916	85	No
Newport Ave Donut-81 Newport	81 Newport Avenue Pawtucket RI 02861	85	No
Newport Cedar Donuts, Inc.	105 Cedar Street Pawtucket RI 02860	85	No
Newport Division Donuts, Inc.	192 Division Street Pawtucket RI 02860	85	No
North American Salt & Fresh Fish Corp.	450 Prospect Street Pawtucket RI 02860	81	No
Northeast Knitting, Inc.	179 Conant Street Pawtucket RI 02860	23	No
Oak Hill Health & Rehabilitation Center	544 Pleasant Street Pawtucket RI 02860	86	No
Ocean Fresh Seafood Market Corp.	17 Central Avenue Seekonk MA 02771	82	No
Ocean State Cesspool, Inc.	336 Nooseneck Hill Road Exeter RI 02822	80	No

Bucklin Point
List of Permitted Users - 2016

Company Name	Facility Address	Category	Significant
Ocean State Five II, LLC	622 George Washington Highway, Unit #58 Lincoln RI 02865	85	No
Olly's Pizza	148 Broad Street Pawtucket RI 02860	85	No
On the Go Laundromat	306 Broad Street Central Falls RI 02863	92	No
O'Neill Funeral Home	3102 Mendon Rd. Cumberland RI 02864	96	No
Original Pizza of Boston	13 Blackstone Valley Place Lincoln RI 02865	53	No
Orion Retail	270 Jenckes Hill Road Smithfield RI 02917	26	No
Our Place on North Broadway	525 North Broadway East Providence RI 02914	85	No
P & G Bowling, Inc.	80 Newport Avenue East Providence, RI 02916	85	No
Packaging Graphics, LLC	60 Delta Drive Pawtucket RI 02860	24	No
Pamfilio's Italian Deli	1800 Mendon Road Cumberland RI 02864	85	No
Panaderia El Antojo, Inc.	494 Dexter Street Central Falls RI 02863	85	No
Papa Gino's #408	12 Narragansett Park Drive East Providence RI 02916	85	No
Papa Gino's-Lincoln Mall	403 Lincoln Mall Lincoln RI 02865	85	No
Parkway Apartments, L.P.	10 Office Parkway East Providence RI 02914	86	No
Patriot Textiles, Inc.	21 Sabin Street Pawtucket RI 02861	23	No
Paul G. Roque, DDS	642 Newport Avenue Pawtucket RI 02861	94	No
Paulo J. DaRosa, DDS	490 High Street Cumberland RI 02864	94	No
Pawtucket China Inn	285 Main Street Pawtucket RI 02860	85	No
PAWTUCKET COUNTRY CLUB	900 Armistice Boulevard Pawtucket RI 02861	85	No
Pawtucket House of Pizza	398 Smithfield Avenue Pawtucket RI 02860	85	No
Pawtucket Lion Pizza, Inc.	197 Mineral Spring Avenue Pawtucket RI 02860	85	No
Pawtucket Little Caesars, LLC	465 Lonsdale Avenue Pawtucket RI 02860	85	No
Pawtucket Power Associates	181 Concord Street Pawtucket RI 02860	16	Yes
Pawtucket Red Sox Baseball Club	One Ben Mondor Way Pawtucket RI 02960	86	No
Pawtucket Skilled Nursing	70 Gill Avenue Pawtucket RI 02861	86	No
Pawtucket Soup Kitchen	195 Walcott Street Pawtucket RI 02860	85	No
Pawtucket Taco	7 Newport Avenue Pawtucket RI 02861	85	No
PCL Fixtures, Inc.	275 Ferris Avenue Rumford RI 02916	24	No
Pedro Teixeira, DDS	176 Newport Avenue Pawtucket RI 02861	94	No
Pepper Dining Inc.	622 George Washington Highway Lincoln RI 02865	85	No
Pepperoni's of Lincoln, LLC	618 George Washington Highway Lincoln RI 02865	85	No

Bucklin Point
List of Permitted Users - 2016

Company Name	Facility Address	Category	Significant
Phantom Properties, LLC	2920 Diamond Hill Road Cumberland RI 02864	85	No
Philip J. Calabro, D.M.D.	500 Newport Avenue Pawtucket RI 02861	94	No
Philopateert L.L.C.	881 Central Avenue Pawtucket RI 02861	85	No
Phoenix Converting Corporation	402 Walcott Street Pawtucket RI 02860	59	No
Piatek Machine Co., Inc.	25 Monticello Road Pawtucket RI 02861	42	No
Picor Corporation	1 Albion Road Lincoln RI 02865	42	No
Pizza Man of Cumberland	87 Broad Street Cumberland RI 02864	85	No
Plouffe's Cup N Saucer	267 Main Street Pawtucket RI 02860	85	No
Poly/Sperse, Corp.	250 Narragansett Park Drive East Providence RI 02916	22	No
Poppy's Family Restaurant	3344 Mendon Road Cumberland RI 02864	85	No
Potter-Burns Elementary School	973 Newport Avenue Pawtucket RI 02861	86	No
Precision Harley - Davidson, Inc.	269 Armistice Boulevard Pawtucket RI 02860	97	No
Precision Polishing & Ornament	601 Mineral Spring Avenue Pawtucket RI 02860	42	No
Princess Enterprise, Inc.	614 Pawtucket Avenue Pawtucket RI 02860	85	No
Printmakers, Inc.	75 York Avenue Pawtucket RI 02860	93	No
Prospect CharterCare SJHSRI (Roosevelt)	249 Roosevelt Avenue Pawtucket RI 02860	94	No
Prospect Pizza	350 Prospect Street Pawtucket RI 02860	85	No
Providence Braid Co., Inc.	358 Lowden Street Pawtucket RI 02860	44	No
Providence Fire Restoration	291 Kenyon Avenue Pawtucket RI 02861	99	No
Providence Metallizing Company, Inc.	51 Fairlawn Avenue Pawtucket RI 02860-2591	11	Yes
Pulcinella, LLC	3 Wake Robin Road Lincoln RI 02865	85	No
Putnam Holdings, Inc.	32 Wellington Road Lincoln RI 02865	49	No
Quality Gerontological Services, Inc.	60 Eben Brown Lane Central Falls RI 02863	86	No
Quality Rental	390 Walcott Street Pawtucket RI 02860	86	No
Queenies Deck	562 Newport Avenue Pawtucket RI 02861	85	No
R & D Manufacturing, Inc.	60 Dunnell Lane East Pawtucket RI 02860	41	No
R.J.W. Enterprises Inc.	337 Armistice Blvd Pawtucket RI 02861	85	No
Rand Whitney Southeast Container, LLC	455 Narragansett Park Drive Pawtucket RI 02861-4321	24	No
Ray Plante & Sons, Inc.	1 Abbotts Crossing Road Coventry RI 02816	80	No
Restaurante Serra Da Estrela	168 Broad Street Cumberland RI 02864	85	No
Ribatejo Fish Market	167 Benefit Street Pawtucket RI 02861	82	No

Bucklin Point
List of Permitted Users - 2016

Company Name	Facility Address	Category	Significant
Richmond Motor Sales, Inc.	519 Pawtucket Avenue Pawtucket RI 02860	97	No
RIDCO Casting Co.	6 Beverage Hill Avenue Pawtucket RI 02860	21	No
Right Spot Diner	200 South Bend Street Pawtucket RI 02860	85	No
Rivero LLC	765 Broad Street Central Falls RI 02863	85	No
Riviera Inn	580 North Broadway East Providence RI 02914	85	No
Roast House Pub and Restaurant	176 Columbus Avenue Pawtucket RI 02860	85	No
Rosco Manufacturing, LLC	500 High Street Central Falls RI 02863	42	No
Rose Sub LLC	622 George Washington Highway Lincoln RI 02865	85	No
Royal Cleaners, Inc.	639 Cottage Street Pawtucket RI 02861	92	No
Rumford Dental	20 Newman Avenue Rumford RI 02916	94	No
Russell S. Chin, DDS, Ltd.	1288 Newport Avenue Pawtucket RI 02861	94	No
S.P. Donuts	2130 Mendon Road Cumberland RI 02864	85	No
Sakis Pizza (Cumberland)	2339 Diamond Hill Road Cumberland RI 02864	85	No
Sarkis Hagopian Enterprises LLC	1525 Old Louisquisset Pike Lincoln RI 02865	85	No
Schofield Printing, Inc.	211 Weeden Street Pawtucket RI 02860	99	No
Schofield Sanitation	4420 Diamond Hill Road Cumberland RI 02864	80	No
Scituate Cesspool, Inc.	26 Greenhill Road Johnston RI 02919	80	No
Senior Lifestyle Emerald Bay LP	10 Old Diamond Hill Road Cumberland RI 02864-4611	86	No
Seven Cray Street Realty Corp	7 Cray Street Cumberland RI 02864	85	No
Seven Stars Bakery - Newman Avenue	20 Newman Avenue Rumford RI 02916	85	No
Seven Stars Bakery - Pawtucket	1005 Main Street Pawtucket RI 02860	81	No
Sewrite Embroidery	30 Martin Street, Suite #2A1 Cumberland RI 02864	99	No
Shaghalian Family Dental, LLC.	1002 Pawtucket Avenue Rumford RI 02916	94	No
Shanna Country Kitchen	1517 Louisquisset Pike Lincoln RI 0865	85	No
Shaydan Inc.	266 Grand Avenue Pawtucket RI 02861	85	No
Shish Kabob	555 Smithfield Avenue Pawtucket RI 02860	85	No
Silver Fern Practice LLC	21 Division Street Pawtucket RI 02860	89	No
Sonid LLC	560 Mineral Spring Avenue Pawtucket RI 02860	81	No
SP Donuts, Inc.	3450 Mendon Road Cumberland RI 02864	85	No
Sparkle City Laundromat	192 Division Street Pawtucket RI 02860	92	No
Sparky's Restaurant	548 Dexter Street Central Falls RI 02863	85	No

Bucklin Point
List of Permitted Users - 2016

Company Name	Facility Address	Category	Significant
SPHOD	572 Armistice Boulevard Pawtucket RI 02861	85	No
Spin City Cumberland, LLC	3400 Mendon Road Cumberland RI 02864	92	No
Spirit Recognition	639 Central Avenue Pawtucket RI 02861	99	No
Splash Snack Bar and Grill	546 Lonsdale Avenue Central Falls RI 02863	85	No
Spring House Chinese	178 Mineral Spring Avenue Pawtucket RI 02860	85	No
St. Raphael Academy - East Building	210 Walcott Street Pawtucket RI 02860	86	No
St. Raphael Academy - West Building	123 Walcott Street Pawtucket RI 02860	86	No
Stackbin Corporation	29 Powder Hill Road Lincoln RI 02865	11	Yes
Starbucks Restaurant-Lincoln Mall	622 George Washington Highway Lincoln RI 02865	85	No
Starsani Pizza	103 Newport Avenue Pawtucket RI 02861	85	No
Stop & Shop Supermarket #704	70 Mendon Road Cumberland RI 02864	82	No
Stop & Shop Supermarket #710	368 Cottage Street Pawtucket RI 02861	82	No
Stop & Shop Supermarket #712	622 George Washington Highway Lincoln RI 02865	82	No
Suburban Contract Cleaning	95 Webster Avenue Pawtucket RI 02861	99	No
Subway - Mineral Spring Avenue	745 Mineral Spring Avenue Pawtucket RI 02860	85	No
Subway (North Broadway)	411 North Broadway Rumford RI 02916	85	No
Subway 95 Exit 30, LLC	355 Fountain Street Pawtucket RI 02860	85	No
Subway Restaurant	287 Armistice Blvd Pawtucket RI 02861	85	No
Subway-Broad Street	310 Broad Street Central Falls RI 02863	85	No
Summit Manufacturing Corporation	248 Pine Street Pawtucket RI 02860	11	Yes
Sunoco, Inc. (R&M)	634 George Washington Highway Lincoln RI 02865	85	No
Sunshine Creamery	305 North Broadway East Providence RI 02916	85	No
Sunshine Market	181 Washington Street Central Falls RI 02863	81	No
Super Dragon	805 Broadway Pawtucket RI 02860	85	No
Swades, LLC	727 East Avenue Pawtucket RI 02860	85	No
Swan Cleaners	371 Benefit Street Pawtucket RI 02861	92	No
Sweetland Foods, Inc.	112 Warren Avenue Pawtucket RI 02860	81	No
Swissline Precision, LLC.	23 Ashton Park Way Cumberland RI 02864	42	No
Tanury Industries	6 New England Way Lincoln RI 02865	11	Yes
Tanury Industries PVD, Inc.	7 New England Way Lincoln RI 02865	11	Yes
Tanya Creations, Inc.	360 Narragansett Park Drive East Providence RI 02916	42	No

Bucklin Point
List of Permitted Users - 2016

Company Name	Facility Address	Category	Significant
Taqueria Lupita	765 Dexter Street Central Falls RI 02863	85	No
Target Corporation - T2073	620 George Washington Highway Lincoln RI 02865	85	No
Tastex Corporation	467 - 469 Roosevelt Avenue Central Falls RI 02863	23	No
Tasting's Wine Bar	600 George Washington Highway Lincoln RI 02865	85	No
Tedor Pharma Inc.	400 Highland Corporate Drive Cumberland RI 02864	14	Yes
Teknicote, Inc.	10 New Road, Suite 400 Rumford RI 02916	11	Yes
Teknor Apex - Mendon	90 Mendon Avenue Pawtucket RI 02861	37	No
Teknor Apex Co.	505 Central Avenue Pawtucket RI 02861	27	Yes
Texcel Industries, Inc.	18 Meeting Street Cumberland RI 02864	23	No
The Car Store, Inc.	1 Colfax Street Pawtucket RI 02860	97	No
The Children's Workshop	151 Hunt Street Central Falls RI 02863	86	No
The Evans Findings Company, Inc.	33 Eastern Avenue East Providence RI 02914	21	No
The Family Dentist, Inc.	480 Broadway Pawtucket RI 02860	94	No
The INSCO Group	17 Powder Hill Road Lincoln RI 02865	99	No
The Lighthouse at Lincoln	425 Albion Road Lincoln RI 02865	86	No
The Mansion, Inc.	104 Clay Street Central Falls RI 02863	86	No
The Met RI, LLC	1005 Main Street, Unit 1112 Pawtucket RI 02860-7802	85	No
The Okonite Company	5 Industrial Road Cumberland RI 02864	27	Yes
The Pawtucket Checker Club, LLC	579 Benefit Street Pawtucket RI 02861	85	No
The Salvation Army	102 High Street Pawtucket RI 02860	85	No
The Seabra Group, LLC	2000 Mendon Road Cumberland RI 02864	82	No
The Stop & Shop Supermarket Co. LLC	1925 Pawtucket Avenue East Providence RI 02914	82	No
Thyssenkrupp Materials	279 Jenckes Hill Road Smithfield RI 02917	46	No
Tiffany and Company	300 Maple Ridge Drive Cumberland RI 02864	15	Yes
Tommy's Lounge	99 India Street Pawtucket RI 02860	85	No
Tony's Pizza	435 Power Road Pawtucket RI 02860	85	No
Top Shell LLC	55 Conduit Street Central Falls RI 02863	81	No
Torre Corp.	3 Wake Robin Lane, Unit #1 Lincoln RI 02865	85	No
Torti Services	77 Tourtellot Hill Road Glocester RI 02814	80	No
Totis Pizza and Grill, Inc.	622 Central Avenue Pawtucket RI 02861	85	No
Tracey Gear Inc.	740 York Avenue Pawtucket, RI 02861	42	No

Bucklin Point
List of Permitted Users - 2016

Company Name	Facility Address	Category	Significant
Trinity Management	255 Mineral Spring Avenue Pawtucket RI 02861	85	No
Trinity Management LLC	1754 Mendon Road Cumberland RI 02864	85	No
Truex, Inc.	300 Armistice Boulevard Pawtucket RI 02861	11	Yes
Underground Hero's Inc.	80 A Newport Ave East Providence RI 02916	85	No
United Methodist Elder Care	30 Alexander Avenue East Providence RI 02914	86	No
United Skates of America	75 New Road East Providence RI 02914	85	No
University Oral & Maxil. - School Street	123 School Street Pawtucket RI 02860	94	No
V. George Rustigian Rugs, Inc	560 Mineral Spring Avenue BF 104-106 Pawtucket RI 02860	99	No
Vandelay Ahi	600 George Washington Highway Lincoln RI 02865	85	No
Verizon - BV	Allens Avenue Providence RI 02905	27	No
Village Pizza Inc.	650 Dexter Street Central Falls RI 02863	85	No
Village Press	331 North Broadway East Providence RI 02916	24	No
Village Restaurant, Inc.	200 Main Street Pawtucket RI 02860	85	No
Visual Creations, Inc.	500 Narragansett Park Drive Pawtucket RI 02861	44	No
Vogue Industries LP	82 Hadwin Street Central Falls RI 02863	99	No
Walter M. Dzialo, DDS	526 Newport Avenue Pawtucket RI 02861	94	No
Walter R. Shaghalian D.M.D.	1002 Pawtucket Avenue Rumford RI 02916	94	No
Walt's Roast Beef.	285 Newport Avenue Pawtucket RI 02861	85	No
Wannamoisett Country Club	96 Hoyt Avenue Rumford RI 02916	86	No
Wardwell Braiding Machine Company	1211 High Street Central Falls RI 02863	26	No
Washing Well Laundry	906 Main Street Pawtucket RI 02860-4918	92	No
Water Works Car Wash	930 Main Street Pawtucket RI 02860	97	No
Weeden Street Associates, LLC	173 Weeden Street Pawtucket RI 02862	24	No
Wendy's (Cottage Street)	368 Cottage Street Pawtucket RI 02861	85	No
Wendy's International, Inc. (Broad)	120 Broad Street Pawtucket RI 02860	85	No
WG Lincoln Place SH, LLC	612 George Washington Hgwy Lincoln RI 02865	86	No
Whittet-Higgins Company	33 Higginson Avenue Central Falls RI 02863	42	No
Wildflour Bakery Cafe + Juice Bar	727 East Avenue Pawtucket RI 02860	85	No
Wildtree Herbs, Inc.	15 Wellington Road Lincoln RI 02865	81	No
William B. Chan DMD	2359 Mendon Road Cumberland RI 02864	94	No
William Naughton, DDS	524 Central Avenue Pawtucket RI 02861	94	No

Bucklin Point
List of Permitted Users - 2016

Company Name	Facility Address	Category	Significant
William W. Tripp Funeral Home, Inc.	1008 Newport Avenue Pawtucket RI 02861	96	No
Wind River Environmental, LLC	577 Main Street Hudson MA 01749	80	No
Xelapan Bakery and Convenience	904 Lonsdale Avenue Central Falls RI 02863	81	No
Zaccagnini's Pastry Shoppe	546 Smithfield Avenue Pawtucket RI 02860	81	No
Zebra Technologies Corporation	One Albion Road, Suite 100 Lincoln RI 02865	42	No

ATTACHMENT VOLUME II

SECTION 2

***PERMIT ISSUANCE/REISSURANCE
ACTIVITIES***

***PERMIT ISSUANCE/REISSUANCE
ACTIVITIES***

FIELD'S POINT

Field's Point
Permit Issuance / Reissuance Activities - 2016

Company Name	Prior Permit	Permit	Issue Date	Effective Date	Expire Date
A Stone Greenlawn, LLC	12/31/2015	P4200-160-1220	12/15/2015	01/01/2016	01/05/2017
A.D.J. Donuts	12/31/2015	P8500-266-1220	12/21/2015	01/01/2016	12/31/2020
Cathedral Art Metal Co., Inc.	12/31/2015	P2402-071-1220	12/18/2015	01/01/2016	12/31/2020
La Sonrisa Cafeteria Restaurant	12/31/2015	P8500-270-1220	12/15/2015	01/01/2016	12/31/2020
Northland Environmental LLC	12/31/2015	P4300-068-1220	12/15/2015	01/01/2016	12/31/2020
Sprague Energy Corporation	12/31/2015	P5200-076-1220	12/15/2015	01/01/2016	12/31/2020
The Small Point Cafe	12/31/2015	P8500-296-1220	12/18/2015	01/01/2016	12/31/2020
Universal Shaped Wire	12/31/2015	P4100-100-1220	12/15/2015	01/01/2016	12/31/2020
William D'Abate Elementary School	12/31/2015	P8600-506-1220	12/18/2015	01/01/2016	12/31/2020
Yang's Restaurant	12/31/2015	P8500-298-1220	12/18/2015	01/01/2016	12/31/2020
D. E. Foods, Inc.	No Previous Permit	P8502-565-1120	01/08/2016	01/08/2016	11/30/2020
Serendipity Heaven	No Previous Permit	P8500-303-1120	01/08/2016	01/08/2016	11/30/2020
Johnston Express Wash, LLC	10/29/2013	P9702-192-1120	01/12/2016	01/12/2016	11/30/2020
Victoria Bakery	No Previous Permit	P8102-186-1220	01/12/2016	01/12/2016	08/19/2016
Clean Plate	No Previous Permit	P8500-312-1220	01/15/2016	01/15/2016	12/31/2020
JL's Dana's Sports Lounge	No Previous Permit	P8502-567-1220	01/15/2016	01/15/2016	12/31/2020
Joest LLC	No Previous Permit	P8502-568-1220	01/15/2016	01/15/2016	03/18/2016
La Mei Hot Pot	No Previous Permit	P8501-374-1220	01/15/2016	01/15/2016	12/31/2020
Oberlin	No Previous Permit	P8500-305-1120	01/15/2016	01/15/2016	11/30/2020
Yoo Sushi	01/15/2016	P8500-311-0420	01/15/2016	01/15/2016	04/30/2020
AJG Corp	No Previous Permit	P8500-309-1220	01/26/2016	01/26/2016	12/31/2020
Koi Palace, LLC	No Previous Permit	P8500-302-1120	01/26/2016	01/26/2016	11/30/2020
Adriana Inc.	01/31/2016	P8500-307-0121	01/29/2016	02/01/2016	01/31/2021
Antonio's Pizza - Thayer Street LLC	01/31/2016	P8500-306-0121	01/29/2016	02/01/2016	01/31/2021
Bread Unlimited, LLC	01/31/2016	P8102-183-0121	01/19/2016	02/01/2016	01/31/2021
Brown University - List Art	01/31/2016	P9302-120-0121	01/15/2016	02/01/2016	01/31/2021
CMG Holding Company, LLC - MSA	01/31/2016	P8500-283-0121	01/19/2016	02/01/2016	01/31/2021
Carrie's Seafood Express	01/31/2016	P8502-563-0121	01/29/2016	02/01/2016	01/31/2021
Centredale Donuts	01/31/2016	P8500-277-0121	01/19/2016	02/01/2016	06/21/2016
Cooperative Care Center	01/31/2016	P9000-098-0121	01/29/2016	02/01/2016	01/31/2021
Department of Administration	01/31/2016	P8302-009-0121	01/15/2016	02/01/2016	01/31/2021
Excellent Pizza	01/31/2016	P8500-267-0121	01/15/2016	02/01/2016	01/31/2021
Gracie's Ventures	01/31/2016	P8502-559-0121	01/29/2016	02/01/2016	01/31/2021
Luigi's Restaurant & Gourmet Express	01/31/2016	P8502-556-0121	01/29/2016	02/01/2016	01/31/2021
Mekong Market	01/31/2016	P8102-181-0121	01/15/2016	02/01/2016	01/31/2021
P.F. Chang's China Bistro, Inc.	01/31/2016	P8502-555-0121	01/15/2016	02/01/2016	01/31/2021
Providence School Department	01/31/2016	P8600-508-0121	01/29/2016	02/01/2016	01/31/2021
S&D Eddy, LLC	01/31/2016	P8500-285-0121	01/19/2016	02/01/2016	01/31/2021
Saki's Pizzeria	01/31/2016	P8501-368-0121	01/19/2016	02/01/2016	01/31/2021
Spike's Junkyard Dogs	01/31/2016	P8500-291-0121	01/15/2016	02/01/2016	01/31/2021
The Corner Pocket Inc.	01/31/2016	P8502-562-0121	01/29/2016	02/01/2016	01/31/2021
Warren Jagger Photography, Inc.	01/31/2016	P9302-121-0121	01/19/2016	02/01/2016	01/31/2021
Sea Coast Investment Corp	No Previous Permit	P8502-553-0121	02/19/2016	02/19/2016	01/31/2021
Della Valle Inc.	No Previous Permit	P8500-319-0121	02/26/2016	02/26/2016	01/31/2021
La Rueda Restaurant	No Previous Permit	P8500-314-0121	02/26/2016	02/26/2016	01/31/2021
141 Westminster Corporation	02/29/2016	P8500-286-0221	02/16/2016	03/01/2016	02/28/2021
69 Empire Corporation	02/29/2016	P8500-287-0221	02/16/2016	03/01/2016	02/28/2021
78 Dorrance Corporation	02/29/2016	P8500-288-0221	02/16/2016	03/01/2016	02/28/2021
AAA Northeast Warehouse/Fleet Operations	02/29/2016	P3702-053-0221	02/19/2016	03/01/2016	02/28/2021
Alpine Auto Body, Inc.	02/29/2016	P9702-193-0221	02/23/2016	03/01/2016	02/28/2021
Armbrust International, Ltd.	02/29/2016	P1112-237-0221	02/19/2016	03/01/2016	02/28/2021
Aurora Civic Association	02/28/2016	P8502-569-0221	02/26/2016	03/01/2016	02/28/2021
Bonollo Provisions Co., Inc.	02/29/2016	P8102-184-0221	02/16/2016	03/01/2016	02/28/2021
Brown University - Central Heat Plant	02/29/2016	P5202-077-0221	02/26/2016	03/01/2016	02/28/2021
El Rey De Las Pupusas	02/29/2016	P8500-313-0221	02/26/2016	03/01/2016	02/28/2021
Fat Belly's Pub	02/29/2016	P8502-571-0221	02/26/2016	03/01/2016	02/28/2021
Jaques, Ltd.	02/29/2016	P8502-568-0221	02/23/2016	03/01/2016	02/28/2021
L/M Taco RI	02/29/2016	P8502-573-0221	02/26/2016	03/01/2016	02/28/2021

Field's Point
Permit Issuance / Reissuance Activities - 2016

Company Name	Prior Permit	Permit	Issue Date	Effective Date	Expire Date
Narragansett Jewelry	02/29/2016	P1106-359-0221	02/19/2016	03/01/2016	02/28/2021
S.B. Winsor Dairy	02/29/2016	P8402-039-0221	02/23/2016	03/01/2016	02/28/2021
The Abbey	02/29/2016	P8500-282-0221	02/16/2016	03/01/2016	02/28/2021
Amos House - Pine Street	No Previous Permit	P8502-531-0221	03/04/2016	03/04/2016	02/28/2021
Designs International Inc.	03/03/2016	P4200-164-0221	03/04/2016	03/04/2016	02/28/2021
Princess and Sons Three, LLC	No Previous Permit	P8500-320-0121	03/04/2016	03/04/2016	01/31/2021
CAV Restaurant	No Previous Permit	P8500-325-0221	03/18/2016	03/18/2016	02/28/2021
Pasta Beach Wayland Square LLC	No Previous Permit	P8501-375-0221	03/18/2016	03/18/2016	02/28/2021
Sara Foods LLC	No Previous Permit	P8500-326-0221	03/18/2016	03/18/2016	02/28/2021
The Aesthetic Dental Studio of RI	03/18/2016	P9400-380-0221	03/18/2016	03/18/2016	02/28/2021
Tortilleria el Quetzal	No Previous Permit	P8102-187-0121	03/22/2016	03/22/2016	01/31/2021
Alberto K. Corporation	03/31/2016	P8500-308-0321	03/25/2016	04/01/2016	03/31/2021
Atwill-Conroy Providence, LLC	03/31/2016	P9400-379-0321	03/25/2016	04/01/2016	03/31/2021
Best Taste	03/31/2016	P8500-293-0321	03/15/2016	04/01/2016	03/31/2021
Coca-Cola	03/31/2016	P3702-055-0321	03/25/2016	04/01/2016	03/31/2021
Los Andes Restaurant	03/31/2016	P8502-566-0321	03/29/2016	04/01/2016	03/31/2021
Luxe Burger Bar	03/31/2016	P8501-367-0321	03/15/2016	04/01/2016	03/31/2021
Mahr Federal Inc	03/31/2016	P5202-078-0321	03/18/2016	04/01/2016	03/31/2021
Parkside Rotisserie & Bar	03/31/2016	P8501-366-0321	03/15/2016	04/01/2016	03/31/2021
Pizzeria Gusto, Inc.	03/31/2016	P8500-292-0321	03/15/2016	04/01/2016	03/31/2021
Roger Williams Zoo	No Previous Permit	P8500-327-0221	04/01/2016	04/01/2016	02/28/2021
Roger Williams Zoo - Wilderness Cafe	No Previous Permit	P8500-328-0221	04/01/2016	04/01/2016	02/28/2021
Sura 153, Inc.	No Previous Permit	P8500-278-0321	03/18/2016	04/01/2016	03/31/2021
This Guy's Pizza	03/31/2016	P8500-279-0321	03/15/2016	04/01/2016	03/31/2021
WaraWara	No Previous Permit	P8501-376-0221	04/01/2016	04/01/2016	02/28/2021
Whytebrook Retirement Investors, LLC	03/31/2016	P8600-509-0321	03/29/2016	04/01/2016	03/31/2021
Zale Hospitality, Inc.	03/31/2016	P8501-370-0321	03/29/2016	04/01/2016	03/31/2021
Babylon 1 Inc.	04/08/2016	P8500-331-0321	04/08/2016	04/08/2016	10/04/2016
Casa Mexico	No Previous Permit	P8500-333-0321	04/08/2016	04/08/2016	03/31/2021
Like No Udder, LLC	No Previous Permit	P8500-332-0221	04/08/2016	04/08/2016	02/28/2021
Swash Autowash, LLC	No Previous Permit	P9702-197-0321	04/08/2016	04/08/2016	03/31/2021
Janu Two, Inc.	No Previous Permit	P8102-189-0321	04/12/2016	04/12/2016	03/31/2021
Silvershell Hospitality Services	No Previous Permit	P8502-575-0321	04/12/2016	04/12/2016	03/31/2021
RISD - Museum	No Previous Permit	P8500-335-0321	04/15/2016	04/15/2016	03/31/2021
Rebel Lounge and Restaurant	No Previous Permit	P8502-577-0321	04/15/2016	04/15/2016	03/31/2021
Sajo's Gourmet Pizzeria	No Previous Permit	P8500-330-0221	04/22/2016	04/22/2016	02/28/2021
Addies Laundromat	04/30/2016	P9200-318-0421	04/26/2016	05/01/2016	04/30/2021
Aluminum & Copper Recycling, Inc.	04/30/2016	P4200-162-0421	04/29/2016	05/01/2016	04/30/2021
Au Bon Pain - Women & Infants' Hospital	04/30/2016	P8500-294-0421	04/26/2016	05/01/2016	04/30/2021
Avalon Bay - Center Place	04/30/2016	P8902-065-0421	04/15/2016	05/01/2016	04/30/2021
Brown University - Barus & Holley	04/30/2016	P9500-112-0421	04/29/2016	05/01/2016	04/30/2021
China Jade Restaurant	04/30/2011	P8501-372-0421	04/22/2016	05/01/2016	03/31/2016
David I. Konicov, D.D.S.	04/30/2016	P9400-378-0421	04/15/2016	05/01/2016	04/30/2021
East Coast Screen Printing	04/30/2016	P9902-096-0421	04/22/2016	05/01/2016	04/30/2021
Jan Co, Inc.	04/30/2016	P8502-569-0421	04/22/2016	05/01/2016	04/30/2021
Mainelli Tool & Die, Inc.	04/30/2016	P4200-163-0421	04/15/2016	05/01/2016	04/30/2021
McBride's Pub	04/30/2016	P8501-371-0421	04/29/2016	05/01/2016	04/30/2021
Nueva San Salvador Bakery, Inc.	04/30/2016	P8102-177-0421	04/26/2016	05/01/2016	04/30/2021
Rhode Island College - Connection 3	04/30/2016	P9902-097-0421	04/22/2016	05/01/2016	04/30/2021
Roger Williams Zoo - Carousel Cafe	04/30/2016	P8500-321-0421	04/29/2016	05/01/2016	04/30/2021
Sweet Orange, LLC	04/30/2016	P8501-373-0421	04/29/2016	05/01/2016	05/09/2016
T.J.N. Restaurant, Inc.	04/30/2016	P8500-310-0421	04/29/2016	05/01/2016	04/30/2021
The Whiskey Republic	04/30/2016	P8500-300-0421	04/29/2016	05/01/2016	04/30/2021
Tool Time	04/30/2016	P8500-301-0421	04/22/2016	05/01/2016	04/30/2021
V-Mart	04/30/2016	P8202-106-0421	04/26/2016	05/01/2016	04/30/2021
Benefit Dental Care, LLC	No Previous Permit	P9400-381-0321	05/03/2016	05/03/2016	03/31/2021
Ebisu	No Previous Permit	P8501-378-0321	05/03/2016	05/03/2016	03/31/2021
The Grande LLC	No Previous Permit	P8500-329-0221	05/03/2016	05/03/2016	02/28/2021

Field's Point
Permit Issuance / Reissuance Activities - 2016

Company Name	Prior Permit	Permit	Issue Date	Effective Date	Expire Date
Taste of India	No Previous Permit	P8501-379-0321	05/10/2016	05/10/2016	03/31/2021
Bannister Operations Associates, LLC	No Previous Permit	P8600-516-0321	05/24/2016	05/24/2016	03/31/2021
Cavalry Vapor, LLC	No Previous Permit	P8500-340-0421	05/24/2016	05/24/2016	04/30/2021
Golden Pot, Inc.	No Previous Permit	P8500-336-0421	05/24/2016	05/24/2016	04/30/2021
Persimmon Restaurant, LLC	No Previous Permit	P8501-380-0421	05/24/2016	05/24/2016	04/30/2021
Pizza J	No Previous Permit	P8500-341-0421	05/24/2016	05/24/2016	04/30/2021
AAB Restaurant Group	No Previous Permit	P8500-342-0421	05/27/2016	05/27/2016	04/30/2021
Ga-Rel Manufacturing Company	05/31/2016	P4400-052-0521	05/27/2016	06/01/2016	05/31/2021
Geoff's Superlative Sandwiches - Benefit	05/31/2016	P8500-304-0521	05/17/2016	06/01/2016	05/31/2021
Pizza Queen - Weybosset Street	05/31/2016	P8500-315-0521	05/17/2016	06/01/2016	05/31/2021
Regency Plaza	05/31/2016	P8600-519-0521	05/27/2016	06/01/2016	05/31/2021
Univar USA, Inc.	05/31/2016	P2204-044-0521	05/27/2016	06/01/2016	05/31/2021
La Poblanita Carniceria Mexicana	06/02/2016	P8102-188-0320	06/03/2016	06/03/2016	03/31/2020
The Sandwich Hut	No Previous Permit	P8500-343-0421	06/03/2016	06/03/2016	04/30/2021
YLD Management Inc	No Previous Permit	P8501-382-0421	06/03/2016	06/03/2016	04/30/2021
Green Basil Thai Restaurant	No Previous Permit	P8500-345-0521	06/28/2016	06/28/2016	05/31/2021
Noodles 102	No Previous Permit	P8500-346-0521	06/28/2016	06/28/2016	05/31/2021
Sterling Cleaners	No Previous Permit	P9200-320-0421	06/28/2016	06/28/2016	04/30/2021
1871 Mineral Spring Corporation	06/30/2016	P8500-323-0621	06/21/2016	07/01/2016	06/30/2021
Bella's Jewelry	06/30/2016	P4200-165-0621	06/24/2016	07/01/2016	06/30/2021
Golden Crest Nursing Centre	06/30/2016	P8600-512-0621	06/17/2016	07/01/2016	06/30/2021
Hopkins Manor Ltd	06/30/2016	P8600-510-0621	06/17/2016	07/01/2016	06/30/2021
Housing Authority of the City of Prov.	06/30/2016	P8600-514-0621	06/21/2016	07/01/2016	06/30/2021
J & W - Imperial Hall	06/30/2016	P8600-505-0621	06/24/2016	07/01/2016	06/30/2021
Jacky's Galaxy Providence	06/30/2016	P8502-572-0621	06/17/2016	07/01/2016	06/30/2021
Johnston Senior Center	06/30/2016	P8600-515-0621	06/24/2016	07/01/2016	06/30/2021
Red Ginger	06/30/2016	P8501-386-0621	06/24/2016	07/01/2016	06/30/2021
True Bagels	06/30/2016	P8500-324-0621	06/21/2016	07/01/2016	06/30/2021
Viva Mexico Cantina	06/30/2016	P8502-570-0621	06/28/2016	07/01/2016	06/30/2021
Angkor Restaurant	No Previous Permit	P8500-344-0421	07/05/2016	07/05/2016	04/30/2021
LaSalle Bakery	No Previous Permit	P8501-385-0521	07/05/2016	07/05/2016	05/31/2021
Providence College-School of Business	No Previous Permit	P8500-348-0421	07/05/2016	07/05/2016	04/30/2021
Long Live Beerworks	No Previous Permit	P8902-064-0121	07/08/2016	07/08/2016	01/31/2021
Women & Infants' Hospital	07/07/2016	P9002-099-0521	07/08/2016	07/08/2016	05/31/2021
Broad Street Little Caesars, LLC	No Previous Permit	P8500-350-0621	07/15/2016	07/15/2016	06/30/2021
Enterprise Rent-A-Car of R.I. (Johnston)	No Previous Permit	P3702-057-0621	07/22/2016	07/22/2016	06/30/2021
L.N.P. Enterprises, Inc.	No Previous Permit	P8500-351-0621	07/22/2016	07/22/2016	06/30/2021
Orbit Energy Rhode Island, LLC.	No Previous Permit	P3412-005-0621	07/22/2016	07/22/2016	06/30/2021
Campus Pizza	No Previous Permit	P8500-352-0621	07/29/2016	07/29/2016	06/30/2021
JR's Providence, LLC	No Previous Permit	P8500-356-0621	07/29/2016	07/29/2016	06/30/2021
Smith Street Little Caesars LLC	No Previous Permit	P8500-347-0521	07/29/2016	07/29/2016	05/31/2021
383 Corporation - First Floor	07/31/2016	P8500-316-0721	07/15/2016	08/01/2016	07/31/2021
383 Corporation - Second Floor	07/31/2016	P8500-317-0721	07/15/2016	08/01/2016	07/31/2021
383 Corporation - Third Floor	07/31/2016	P8500-318-0721	07/15/2016	08/01/2016	07/31/2021
A & F Plating Company	01/25/2017	P1106-360-0721	07/26/2016	08/01/2016	07/31/2021
B-X Providence, LLC	07/31/2016	P8600-523-0721	07/26/2016	08/01/2016	07/31/2021
B-X Providence, LLC	07/31/2016	P8600-522-0721	07/26/2016	08/01/2016	07/31/2021
Brown University - Vartan Gregorian Quad	07/31/2016	P8600-511-0721	07/22/2016	08/01/2016	07/31/2021
Celebrity Cleaners	07/31/2016	P9200-319-0721	07/15/2016	08/01/2016	07/31/2021
H and A Kitchen	07/31/2016	P8500-337-0721	07/15/2016	08/01/2016	07/31/2021
International Chromium Plating	07/31/2016	P1106-361-0721	07/22/2016	08/01/2016	07/31/2021
NNC of Rhode Island, Inc.	07/31/2016	P9702-194-0721	07/15/2016	08/01/2016	07/31/2021
Pho Horn's Inc.	07/31/2016	P8500-353-0721	07/26/2016	08/01/2016	07/31/2021
Pizza Pie Er	07/31/2016	P8500-322-0721	07/22/2016	08/01/2016	07/31/2021
Rossi's Cold Cuts & Deli	07/31/2016	P8500-334-0721	07/22/2016	08/01/2016	07/31/2021
The Providence Mint, Inc.	07/31/2016	P4400-051-0721	07/15/2016	08/01/2016	07/31/2021
Tokyo Restaurant	07/31/2016	P8501-377-0721	07/15/2016	08/01/2016	07/31/2021
Travelers Auto Body, Inc.	07/31/2016	P9702-195-0721	07/26/2016	08/01/2016	07/31/2021

Field's Point
Permit Issuance / Reissuance Activities - 2016

Company Name	Prior Permit	Permit	Issue Date	Effective Date	Expire Date
City Kitty Veterinary Clinic	No Previous Permit	P9900-095-0521	08/09/2016	08/09/2016	09/08/2016
LCP Providence Hotel Investment	No Previous Permit	P8600-526-0621	08/09/2016	08/09/2016	06/30/2021
West Fountain, LLC	No Previous Permit	P8500-357-0621	08/09/2016	08/09/2016	06/30/2021
Women and Infants-Kilguss Lab	08/12/2016	P9502-114-0721	08/12/2016	08/12/2016	07/31/2021
Hot Club	12/30/2014	P8501-387-0721	08/23/2016	08/23/2016	07/31/2021
Blend, LLC	No Previous Permit	P8501-389-0721	08/30/2016	08/30/2016	07/31/2021
GQS Providence, Inc.	No Previous Permit	P8501-384-0721	08/30/2016	08/30/2016	07/31/2021
Tel-Aviv Cigar Bar & Grill LLC	No Previous Permit	P8502-584-0721	08/30/2016	08/30/2016	07/31/2021
Arbor Hill Assisted Living	08/31/2016	P8600-517-0821	08/26/2016	09/01/2016	08/31/2021
Bay Foods, Inc.	08/31/2016	P8502-580-0821	08/16/2016	09/01/2016	08/31/2021
Fed-Rick Veal Company	08/31/2016	P8102-193-0821	08/26/2016	09/01/2016	08/31/2021
J & W-Harborside Academics	08/31/2016	P8600-524-0821	08/16/2016	09/01/2016	08/31/2021
M. G. Motors Inc.	08/31/2016	P9702-199-0821	08/16/2016	09/01/2016	08/31/2021
Nicks on Broadway	08/31/2016	P8500-338-0821	08/19/2016	09/01/2016	08/31/2021
Panera Bread	08/31/2016	P8502-576-0821	08/26/2016	09/01/2016	08/31/2021
Papa Gino's	08/31/2016	P8501-390-0821	08/26/2016	09/01/2016	08/31/2021
Quality Beef Co., Inc.	08/31/2016	P8102-190-0821	08/19/2016	09/01/2016	08/31/2021
RISD-Colonial Apartments	08/31/2016	P8600-513-0821	08/26/2016	09/01/2016	08/31/2021
Roma LLC	08/31/2016	P8501-381-0821	08/26/2016	09/01/2016	08/31/2021
University of Rhode Island- Shepard Bldg	08/31/2016	P9500-113-0821	08/26/2016	09/01/2016	08/31/2021
Wendy's International, Inc. (Charles)	08/31/2016	P8502-578-0821	08/19/2016	09/01/2016	08/31/2021
Chez Pascal	No Previous Permit	P8501-391-0721	09/09/2016	09/09/2016	07/31/2021
Number One Cleaners RI 2016, Inc.	No Previous Permit	P9200-321-0721	09/09/2016	09/09/2016	07/31/2021
Yan's Cuisine	No Previous Permit	P8501-388-0721	09/09/2016	09/09/2016	07/31/2021
Maru-Ken, Inc.	No Previous Permit	P8500-361-0721	09/13/2016	09/13/2016	07/31/2021
Knead Doughnuts	No Previous Permit	P8500-362-0721	09/16/2016	09/16/2016	07/31/2021
LC Enterprises Inc.	No Previous Permit	P8500-363-0721	09/16/2016	09/16/2016	07/31/2021
Parkview Bakery Cafe	No Previous Permit	P8501-392-0721	09/16/2016	09/16/2016	07/31/2021
RISD - Winston Clock Tower	11/30/2013	P5300-025-1118	09/16/2016	09/16/2016	11/30/2018
Toro	No Previous Permit	P8502-585-0721	09/16/2016	09/16/2016	07/31/2021
EI Eden Restaurant	No Previous Permit	P8500-364-0721	09/23/2016	09/23/2016	07/31/2021
Himalayan Group, LLC	No Previous Permit	P8500-365-0721	09/23/2016	09/23/2016	07/31/2021
La Artesa Bakery Inc.	No Previous Permit	P8102-191-0821	09/23/2016	09/23/2016	08/31/2021
Sans Gluten Artisan Bakery	No Previous Permit	P8102-195-0721	09/23/2016	09/23/2016	07/31/2021
Specialty Cleansing Company	09/23/2016	P9200-322-0821	09/23/2016	09/23/2016	08/31/2021
Hurd Auto Mall LLC	09/30/2016	P9702-198-0921	09/23/2016	10/01/2016	09/30/2021
J & W Xavier Academics Center	09/30/2016	P8600-527-0921	09/16/2016	10/01/2016	09/30/2021
Kentucky Fried Chicken (Johnston)	09/30/2016	P8502-579-0921	09/16/2016	10/01/2016	09/30/2021
Meeting Street	09/30/2016	P8600-518-0921	09/23/2016	10/01/2016	09/30/2021
My Car, Incorporated	09/30/2016	P9702-196-0921	09/20/2016	10/01/2016	09/30/2021
Restaurant Mexico Garibaldi	09/30/2016	P8500-339-0921	09/16/2016	10/01/2016	09/30/2021
Rhode Island Heat Treating Co.	09/30/2016	P5100-055-0921	09/23/2016	10/01/2016	09/30/2021
The Foundry Associates	09/30/2016	P3702-056-0921	09/20/2016	10/01/2016	09/30/2021
Webster Avenue School	09/30/2016	P8600-525-0921	09/16/2016	10/01/2016	09/30/2021
UTGR, Inc.	10/03/2016	P8502-586-0320	10/04/2016	10/04/2016	03/31/2020
Sal's Bakery	No Previous Permit	P8102-196-0821	10/07/2016	10/07/2016	08/31/2021
JTMJ, LLC (Kennedy Plaza)	No Previous Permit	P8500-366-0921	10/14/2016	10/14/2016	09/30/2021
Smith Street Donuts, Inc	No Previous Permit	P8500-367-0921	10/14/2016	10/14/2016	09/30/2021
Betty's	No Previous Permit	P8500-370-0821	10/18/2016	10/18/2016	08/31/2021
Sakura Restaurant, Inc.	No Previous Permit	P8501-393-0821	10/18/2016	10/18/2016	08/31/2021
Baba's First Daughter, LLC	No Previous Permit	P8500-377-0921	10/21/2016	10/21/2016	09/30/2021
Say Cheese	No Previous Permit	P8500-371-0821	10/21/2016	10/21/2016	08/31/2021
The Merit, LLC	No Previous Permit	P8500-376-0921	10/21/2016	10/21/2016	09/30/2021
Apsara Asian Restaurant	No Previous Permit	P8501-395-0921	10/25/2016	10/25/2016	09/30/2021
Athens Diner LLC	No Previous Permit	P8500-374-0821	10/25/2016	10/25/2016	08/31/2021
Centro America Ditribuidora Supermarket	No Previous Permit	P8102-198-0821	10/25/2016	10/25/2016	08/31/2021
Hamov- Hotov LLC	No Previous Permit	P8500-368-0921	10/25/2016	10/25/2016	09/30/2021
RB Donuts, Inc.	No Previous Permit	P8500-369-0821	10/25/2016	10/25/2016	08/31/2021

Field's Point
Permit Issuance / Reissuance Activities - 2016

Company Name	Prior Permit	Permit	Issue Date	Effective Date	Expire Date
Sydney Providence LLC	No Previous Permit	P8501-394-0821	10/25/2016	10/25/2016	08/31/2021
Apac Tool, Inc.	10/31/2016	P4600-052-1021	10/25/2016	11/01/2016	10/31/2021
BL Restaurant Operations, LLC	10/31/2016	P8502-589-1021	10/25/2016	11/01/2016	10/31/2021
Cox Communications, Inc. - FP Vault	10/31/2016	P2700-097-1021	10/21/2016	11/01/2016	10/31/2021
New Wing Kee B-B-Q & Poultry	10/31/2016	P8500-373-1021	10/21/2016	11/01/2016	10/31/2021
Providence Place Pockets	10/31/2016	P8500-349-1021	10/25/2016	11/01/2016	10/31/2021
Sugarman-Sinai Memorial Chapel	10/31/2016	P9600-102-1021	10/25/2016	11/01/2016	10/31/2021
Teriyaki House	10/31/2016	P8501-383-1021	10/21/2016	11/01/2016	10/31/2021
Top of the Hill LLC	10/31/2016	P8502-581-1021	10/18/2016	11/01/2016	10/31/2021
Food Corp	No Previous Permit	P8202-108-0821	11/15/2016	11/15/2016	08/31/2021
Fortnight Wine Bar, LLC	No Previous Permit	P8500-382-0921	11/15/2016	11/15/2016	09/30/2021
The Dorrance, LLC	No Previous Permit	P8502-587-1021	11/22/2016	11/22/2016	10/31/2021
Sky Market, Inc.	No Previous Permit	P8202-109-1021	11/29/2016	11/29/2016	10/31/2021
Aspen Dental	11/30/2016	P9400-382-1121	11/18/2016	12/01/2016	11/30/2021
Hope Creamery	11/30/2016	P8500-360-1121	11/18/2016	12/01/2016	11/30/2021
Magic Gas & Carwash, Inc.	11/30/2016	P9702-200-1121	11/18/2016	12/01/2016	11/30/2021
P.R.I. XVIII, L.P.	11/30/2016	P8600-521-1121	11/18/2016	12/01/2016	11/30/2021
Pitos Restaurant I	11/30/2016	P8500-355-1121	11/18/2016	12/01/2016	11/30/2021
Sam's New York System	11/30/2016	P8500-354-1121	11/18/2016	12/01/2016	11/30/2021
Augusta Street Kitchen	No Previous Permit	P8500-395-1121	12/16/2016	12/16/2016	11/30/2021
Al-Jac Produce	12/31/2016	P8104-192-1221	12/20/2016	01/01/2017	12/31/2021
KVRH Foods Inc.	12/31/2016	P8500-375-1221	12/20/2016	01/01/2017	12/31/2021
Mills Tavern	12/31/2016	P8502-597-1221	12/16/2016	01/01/2017	12/31/2021
Mutual Metals/Mutual Cornell	12/31/2016	P4300-070-1221	12/20/2016	01/01/2017	12/31/2021
Narragansett Improvement Co.	12/31/2016	P3502-008-1221	12/16/2016	01/01/2017	12/31/2021
R.I. Beef & Veal, Inc	12/31/2016	P8104-194-1221	12/16/2016	01/01/2017	12/31/2021
Rhode Island Favorite Chicken III, LLC	12/31/2016	P8502-588-1221	12/20/2016	01/01/2017	12/31/2021
Rita's Pizza	12/31/2016	P8500-394-1221	12/20/2016	01/01/2017	12/31/2021
Shore's Market, Inc.	12/31/2016	P8202-107-1221	12/20/2016	01/01/2017	12/31/2021
Surface Coatings Division, MFB LLC	12/31/2016	P1106-364-1221	12/20/2016	01/01/2017	12/31/2021
Waterman Grill, LLC	12/31/2016	P8502-583-1221	12/16/2016	01/01/2017	12/31/2021

***PERMIT ISSUANCE/REISSUANCE
ACTIVITIES***

BUCKLIN POINT

Bucklin Point
Permit Issuance / Reissuance Activities - 2016

Company Name	Prior Permit	Permit	Issue Date	Effective Date	Expire Date
Bowling Academy, Inc.	12/31/2015	B8500-653-1220	12/15/2015	01/01/2016	12/31/2020
CVS Caremark Corp. (200 Highland Drive)	12/31/2015	B8600-141-1220	12/15/2015	01/01/2016	12/31/2020
Newport Ave Donut-81 Newport	12/31/2015	B8500-652-1220	12/15/2015	01/01/2016	12/31/2020
Amica Mutual Insurance Co. - 10	12/31/2015	B5300-036-1220	12/18/2015	01/01/2016	12/31/2020
Antonio's Portuguese Cafe & Kitchen Inc.	12/31/2015	B8500-657-1220	12/18/2015	01/01/2016	12/31/2020
Great China Inc.	12/31/2015	B8500-658-1220	12/18/2015	01/01/2016	12/31/2020
Kirkbrae Country Club	12/31/2015	B8600-140-1220	12/18/2015	01/01/2016	12/31/2020
Lincoln Laundromat	12/31/2015	B9200-138-1220	12/18/2015	01/01/2016	12/31/2020
Visual Creations, Inc.	12/31/2015	B4400-021-1220	12/18/2015	01/01/2016	12/31/2020
D. James Photopoulos, DDS	No Previous Permit	B9400-157-1220	01/15/2016	01/15/2016	06/30/2016
Finlay Extracts & Ingredients USA, Inc.	01/31/2016	B3404-022-0121	01/15/2016	02/01/2016	01/31/2021
Luxury Dry Cleaners	01/31/2016	B9200-136-0121	01/15/2016	02/01/2016	01/31/2021
Ecological Fibers, Inc.	01/31/2016	B2404-056-0121	01/19/2016	02/01/2016	01/31/2021
Newport Cedar Donuts, Inc.	01/31/2016	B8500-654-0121	01/19/2016	02/01/2016	01/31/2021
Keats Garden, Inc.	No Previous Permit	B8600-132-1220	01/26/2016	01/26/2016	01/26/2016
Antigua Guatemala Bakery	01/31/2016	B8500-667-0121	01/29/2016	02/01/2016	01/31/2021
Just Like Home Laundry	01/31/2016	B9200-135-0121	01/29/2016	02/01/2016	01/31/2021
Plouffe's Cup N Saucer	01/31/2016	B8500-669-0121	01/29/2016	02/01/2016	01/31/2021
Target Corporation - T2073	01/31/2016	B8501-150-0121	01/29/2016	02/01/2016	01/31/2021
Village Restaurant, Inc.	01/31/2016	B8500-660-0121	01/29/2016	02/01/2016	01/31/2021
Central Falls Provision Co.	02/29/2016	B8102-084-0221	02/19/2016	03/01/2016	02/28/2021
Coastal Collision & Towing, Inc.	02/29/2016	B9702-073-0221	02/19/2016	03/01/2016	02/28/2021
East Providence Persy's Place LLC	No Previous Permit	B8501-151-1220	02/19/2016	02/19/2016	12/31/2020
Michael's Meats	02/29/2016	B8102-086-0221	02/19/2016	03/01/2016	02/28/2021
Pawtucket House of Pizza	02/29/2016	B8500-663-0221	02/19/2016	03/01/2016	02/28/2021
Rhode Island Textile Company	02/29/2016	B2302-084-0221	02/23/2016	03/01/2016	10/14/2016
Royal Cleaners, Inc.	02/29/2016	B9200-139-0221	02/23/2016	03/01/2016	02/28/2021
WG Lincoln Place SH, LLC	02/29/2016	B8600-146-0221	02/23/2016	03/01/2016	02/28/2021
Totis Pizza and Grill, Inc.	No Previous Permit	B8500-670-0121	02/26/2016	02/26/2016	01/31/2021
Sparky's Restaurant	02/29/2016	B8500-665-0221	03/01/2016	03/01/2016	02/28/2021
PAWTUCKET COUNTRY CLUB	No Previous Permit	B8502-263-0221	03/08/2016	03/08/2016	02/28/2021
John H. Collins & Sons Company	03/31/2016	B2706-081-0321	03/18/2016	04/01/2016	03/31/2021
LRA Restaurants Inc.	No Previous Permit	B8500-672-0221	03/18/2016	03/18/2016	02/28/2021
St. Raphael Academy - East Building	03/31/2016	B8600-142-0321	03/18/2016	04/01/2016	03/31/2021
St. Raphael Academy - West Building	03/31/2016	B8600-143-0321	03/18/2016	04/01/2016	03/31/2021
Village Press	03/31/2016	B2402-057-0321	03/18/2016	04/01/2016	03/31/2021
LLeras Grille LLC	No Previous Permit	B8500-621-0121	03/22/2016	03/22/2016	11/01/2016
Langley's Laundromat	03/31/2016	B9200-137-0321	03/22/2016	04/01/2016	03/31/2021
Suburban Contract Cleaning	03/31/2016	B9902-063-0321	03/22/2016	04/01/2016	03/31/2021
K&W Webbing Company	03/31/2016	B2302-083-0321	03/29/2016	04/01/2016	03/31/2021
Water Works Car Wash	03/31/2016	B9702-072-0321	03/29/2016	04/01/2016	03/31/2021
Luciano and Sons	No Previous Permit	B8102-089-0221	04/01/2016	04/01/2016	10/19/2016
New Hong Kong	No Previous Permit	B8500-675-0321	04/08/2016	04/08/2016	03/31/2021
141 Corporation	No Previous Permit	B8502-264-0221	04/12/2016	04/12/2016	02/28/2021
China House	No Previous Permit	B8500-677-0321	04/15/2016	04/15/2016	03/31/2016
Echo Septic Services LLC	04/30/2016	B8000-134-0421	04/15/2016	05/01/2016	04/30/2021
Emery's Catering Service, Inc.	04/30/2016	B8500-664-0421	04/15/2016	05/01/2016	04/30/2021
J.D. Laundromat	04/30/2016	B9200-140-0421	04/15/2016	05/01/2016	04/30/2021
The Met RI, LLC	04/30/2016	B8500-673-0421	04/26/2016	05/01/2016	04/30/2021
Dr. John B. DeMello	04/30/2016	B9400-156-0421	04/29/2016	05/01/2016	04/30/2021
J.I.F. Investment Co., Inc.	No Previous Permit	B9702-074-0421	04/29/2016	05/01/2016	04/30/2016
Mid State Sewerage, Inc.	No Previous Permit	B8000-135-0321	05/03/2016	05/03/2016	03/31/2021
Ocean State Cesspool, Inc.	05/03/2016	B8000-136-0321	05/03/2016	05/03/2016	03/31/2021
PCL Fixtures, Inc.	05/06/2016	B2402-058-1220	05/06/2016	05/06/2016	12/31/2020
Wildtree Herbs, Inc.	05/05/2016	B8102-091-0620	05/06/2016	05/06/2016	06/30/2020
Broadway Diner	No Previous Permit	B8500-681-0321	05/10/2016	05/10/2016	03/31/2021
Davenport's Bar & Grille	05/31/2016	B8502-262-0521	05/17/2016	06/01/2016	05/31/2021
Dunkin Donuts-George Washington Highway	05/31/2016	B8500-668-0521	05/17/2016	06/01/2016	05/31/2021

Bucklin Point
Permit Issuance / Reissuance Activities - 2016

Company Name	Prior Permit	Permit	Issue Date	Effective Date	Expire Date
Neptco, Inc.	05/31/2016	B4400-022-0521	05/17/2016	06/01/2016	05/31/2021
Ribatejo Fish Market	05/31/2011	B8202-064-0521	05/17/2016	06/01/2016	05/31/2021
Mei King Restaurant	No Previous Permit	B8501-153-0421	05/24/2016	05/24/2016	04/30/2021
Tasting's Wine Bar	No Previous Permit	B8500-680-0321	05/24/2016	05/24/2016	03/31/2021
Accu-Care Supply	05/31/2016	B2704-083-0521	05/27/2016	06/01/2016	05/31/2021
Bachini's Bakery	05/31/2016	B8102-088-0521	05/27/2016	06/01/2016	05/31/2021
Golden Li Lai	05/31/2016	B8500-683-0521	05/27/2016	06/01/2016	05/31/2021
Manville Cleaning Center	05/31/2016	B9200-143-0521	05/27/2016	06/01/2016	05/31/2021
My Daddy's Pizza	No Previous Permit	B8500-682-0421	05/27/2016	05/27/2016	04/30/2021
Potter-Burns Elementary School	05/31/2016	B8600-145-0521	05/27/2016	06/01/2016	05/31/2021
Dexter Laundromat, Inc.	06/14/2016	B9200-146-0421	06/10/2016	06/10/2016	04/30/2021
Teknicote, Inc.	06/14/2016	B1106-075-0421	06/14/2016	06/14/2016	04/30/2021
Eglantina Kica, D.M.D.	06/30/2016	B9400-158-0621	06/17/2016	07/01/2016	06/30/2021
Geneva Apartments, LP	06/30/2016	B8600-147-0621	06/17/2016	07/01/2016	06/30/2021
Mineral Enterprises Inc.	06/30/2016	B8500-671-0621	06/17/2016	07/01/2016	06/30/2021
Ocean Fresh Seafood Market Corp.	No Previous Permit	B8202-065-0521	06/17/2016	06/17/2016	05/31/2021
Sweetland Foods, Inc.	06/30/2016	B8100-093-0621	06/17/2016	07/01/2016	06/30/2021
Exchange Street Cafe	06/30/2016	B8500-666-0621	06/21/2016	07/01/2016	06/30/2021
Sewrite Embroidery	06/30/2016	B9902-064-0621	06/21/2016	07/01/2016	06/30/2021
Mercury Print & Mail Company, Inc	06/30/2016	B4200-117-0621	06/24/2016	07/01/2016	09/09/2016
Swades, LLC	06/30/2016	B8501-152-0621	06/24/2016	07/01/2016	06/30/2021
Hartley's Pork Pies	06/30/2016	B8102-087-0621	06/28/2016	07/01/2016	06/30/2021
New England Linen Supply, Inc.	06/30/2016	B2506-014-0621	06/28/2016	07/01/2016	06/30/2021
KMN LLC	No Previous Permit	B8500-685-0521	07/05/2016	07/05/2016	05/31/2021
Classsick Custom	No Previous Permit	B9902-066-0521	07/08/2016	07/08/2016	05/31/2021
Dexter Street South Laundry Corp.	No Previous Permit	B9200-147-0521	07/12/2016	07/12/2016	05/31/2021
Manville Palace Pizza	No Previous Permit	B8500-686-0521	07/12/2016	07/12/2016	05/31/2021
Air Filtration Systems	No Previous Permit	B4200-119-0521	07/15/2016	07/15/2016	05/31/2021
Conopco, Inc. (Site #1)	07/31/2016	B4012-025-0721	07/15/2016	08/01/2016	07/31/2021
Conopco, Inc. (Site #2)	07/31/2016	B4012-026-0721	07/15/2016	08/01/2016	07/31/2021
J H Davis, LLC	07/31/2016	B4200-118-0721	07/15/2016	08/01/2016	08/19/2016
JKM Enterprises, LLC	07/31/2016	B9200-141-0721	07/15/2016	08/01/2016	07/31/2021
Materion Technical Materials, Inc.	07/31/2016	B1112-087-0721	07/15/2016	08/01/2016	07/31/2021
McDonald's - Mendon Road	07/31/2016	B8502-265-0721	07/15/2016	08/01/2016	01/03/2017
Tracey Gear Inc.	07/31/2016	B4200-116-0721	07/15/2016	08/01/2016	07/31/2021
Best Eastern Chinese Restaurant	07/31/2016	B8500-679-0721	07/22/2016	08/01/2016	07/31/2021
Subway Restaurant	07/31/2016	B8500-676-0721	07/22/2016	08/01/2016	07/31/2021
Truex, Inc.	07/31/2016	B1106-074-0721	07/22/2016	08/01/2016	07/31/2021
Papa Gino's-Lincoln Mall	07/31/2016	B8502-271-0721	07/26/2016	08/01/2016	07/31/2021
Pawtucket Little Caesars, LLC	No Previous Permit	B8500-684-0521	07/29/2016	07/29/2016	05/31/2021
Attleboro-Cumberland Oral Surgeons, Inc.	08/31/2016	B9900-065-0821	08/16/2016	09/01/2016	09/01/2016
JH Davis, LLC.	No Previous Permit	B4200-120-0721	08/19/2016	08/19/2016	07/31/2021
Seven Stars Bakery - Pawtucket	08/31/2016	B8102-090-0821	08/19/2016	09/01/2016	08/31/2021
Extreme Clean Laundry, Inc.	08/31/2016	B9200-142-0821	08/26/2016	09/01/2016	08/31/2021
Laundromax	08/31/2016	B9200-145-0821	08/26/2016	09/01/2016	08/31/2021
Lonsdale Super Wash	08/31/2016	B9200-144-0821	08/26/2016	09/01/2016	08/31/2021
Starsani Pizza	No Previous Permit	B8500-692-0721	09/12/2016	09/12/2016	07/30/2021
Investment Donuts	No Previous Permit	B8500-693-0721	09/13/2016	09/13/2016	07/31/2021
DJ Providence Co., LLC	09/30/2016	B8502-266-0921	09/16/2016	10/01/2016	09/30/2021
Garden Grille	09/30/2016	B8500-689-0921	09/16/2016	10/01/2016	09/30/2021
Hope Springs Eternal LLC	No Previous Permit	B8500-696-0721	09/16/2016	09/16/2016	07/31/2021
Riviera Inn	09/30/2016	B8502-267-0921	09/16/2016	10/01/2016	09/30/2021
Subway-Broad Street	09/30/2016	B8500-678-0921	09/16/2016	10/01/2016	09/30/2021
Hibachi Grill Supreme Buffet Inc.	09/30/2016	B8502-268-0921	09/20/2016	10/01/2016	09/30/2021
All Star Pizza	No Previous Permit	B8500-694-0821	09/23/2016	09/23/2016	08/31/2021
Matos Bakery	09/30/2016	B8100-092-0921	09/23/2016	10/01/2016	09/30/2021
Brava Restaurant & Bar, Inc.	09/30/2016	B8501-154-0921	09/30/2016	10/01/2016	09/30/2021
Garden Meat Market, LLC	No Previous Permit	B8102-095-0821	10/04/2016	10/04/2016	08/31/2021

Bucklin Point
Permit Issuance / Reissuance Activities - 2016

Company Name	Prior Permit	Permit	Issue Date	Effective Date	Expire Date
Bake My Day- Broad Street	No Previous Permit	B8500-698-0921	10/14/2016	10/14/2016	09/30/2021
Chelo's Restaurant	10/31/2011	B8502-269-1021	10/18/2016	11/01/2016	10/17/2016
Cox Communications, Inc. - BP Vault	10/31/2016	B2700-084-1021	10/21/2016	11/01/2016	10/31/2021
Farm Fresh RI	No Previous Permit	B8500-699-0821	10/21/2016	10/21/2016	08/31/2021
Northeast Knitting, Inc.	10/31/2016	B2302-086-1021	10/21/2016	11/01/2016	10/31/2021
Quality Gerontological Services, Inc.	10/31/2016	B8600-148-1021	10/21/2016	11/01/2016	10/31/2021
City of Pawtucket - Max Read Field	No Previous Permit	B8500-703-0821	10/25/2016	10/25/2016	10/25/2016
Dexter Car Wash, Inc.	No Previous Permit	B9702-077-0921	10/25/2016	10/25/2016	09/30/2021
Express Panda	No Previous Permit	B8500-701-0821	10/25/2016	10/25/2016	08/31/2021
Fuller Packaging, Inc.	10/31/2016	B5200-023-1021	10/25/2016	11/01/2016	10/31/2021
Hydro Dulce	No Previous Permit	B8500-702-0821	10/25/2016	10/25/2016	08/31/2021
La Arepa	10/31/2016	B8500-691-1021	10/25/2016	11/01/2016	10/31/2021
Lucky Laundry	12/06/2012	B9200-149-0921	10/25/2016	10/25/2016	09/30/2021
North American Salt & Fresh Fish Corp.	10/31/2016	B8102-094-1021	10/25/2016	11/01/2016	10/31/2021
O'Neill Funeral Home	10/31/2016	B9600-054-1021	10/25/2016	11/01/2016	10/31/2021
Freeway Laundry IV	11/30/2016	B9200-148-1121	11/18/2016	12/01/2016	11/30/2021
Magerry, Inc.	No Previous Permit	B8500-705-1021	11/18/2016	11/18/2016	10/31/2021
Pulcinella, LLC	11/30/2016	B8500-688-1121	11/18/2016	12/01/2016	11/30/2021
Attleboro- Cumberland Oral Surgeons, Inc	No Previous Permit	B9900-068-1021	12/02/2016	12/02/2016	10/31/2021
The Okonite Company	12/02/2016	B2706-085-0520	12/02/2016	12/02/2016	05/31/2020
Amanda's Kitchen	12/31/2016	B8500-687-1221	12/16/2016	01/01/2017	12/31/2021
Club Sport Uniao Madeirence	12/31/2016	B8502-270-1221	12/16/2016	01/01/2017	12/31/2021
El Paisa Restaurant, Inc.	12/16/2016	B8502-275-1121	12/16/2016	12/16/2016	11/30/2021
Picor Corporation	No Previous Permit	B4200-122-1021	12/16/2016	12/16/2016	10/31/2021
The INSCO Group	12/31/2016	B9902-067-1221	12/16/2016	01/01/2017	12/31/2021
Generations	12/31/2016	B8600-149-1221	12/20/2016	01/01/2017	12/31/2021
The Evans Findings Company, Inc.	12/31/2016	B2102-030-1221	12/20/2016	01/01/2017	12/31/2021

ATTACHMENT VOLUME II

SECTION 3

USER INSPECTION HISTORY

USER INSPECTION HISTORY

FIELD'S POINT

Field's Point
Inspection History - 2016

Company Name	Category	Engineer Assigned	Significant	Inspected By	Date	Inspected Type
1029 Charles Street	78	Nathan Dean	No	Brian E. Steere	12/02/2016	Industrial Area
1029 Charles Street	78	Nathan Dean	No	Michael McBurney	12/02/2016	Industrial Area
1302 Marketplace	82	Michael McBurney	No	Michael McBurney	08/30/2016	Follow Up
144 Benefit Street Associates	86	Brandi-Lyn Colacone	No	Brandi-Lyn Colacone	09/29/2016	Follow Up
1484 Company LLC	85	Jared Urban	No	Jared Urban	05/25/2016	Follow Up
166 Valley Street Complexes	78	Nathan Dean	No	Ian E. Jardin	04/20/2016	Industrial Area
166 Valley Street Complexes	78	Nathan Dean	No	Jared Urban	04/20/2016	Industrial Area
173 Colfax Street	60	Brian E. Steere	No	Brian E. Steere	09/22/2016	Initial Inspection
180 GCMB LLC	86	Brian E. Steere	No	Brian E. Steere	09/22/2016	Follow Up
1871 Mineral Spring Corporation	85	Jared Urban	No	Jared Urban	05/25/2016	Follow Up
221 Academy Ave. Meat, Inc.	81	Katelyn Ludemann	No	Ian E. Jardin	02/04/2016	Follow Up
285-375 Valley Street / Crawford Seed	78	Nathan Dean	No	Ian E. Jardin	04/07/2016	Industrial Area
285-375 Valley Street / Crawford Seed	78	Nathan Dean	No	Kyle C. Gannon	04/07/2016	Industrial Area
3 Guys Pizza	71	Michael McBurney	No	Michael McBurney	12/19/2016	Follow Up
383 Corp.	85	Michael McBurney	No	Michael McBurney	10/27/2016	Follow Up
383 Corporation - First Floor	85	Brandi-Lyn Colacone	No	Brandi-Lyn Colacone	07/12/2016	Follow Up
383 Corporation - Second Floor	85	Brandi-Lyn Colacone	No	Brandi-Lyn Colacone	07/12/2016	Follow Up
383 Corporation - Third Floor	85	Brandi-Lyn Colacone	No	Brandi-Lyn Colacone	07/12/2016	Follow Up
39 Manton Avenue	78	Nathan Dean	No	Kyle C. Gannon	02/23/2016	Industrial Area
39 Manton Avenue	78	Nathan Dean	No	Nathan P. Daggett	02/23/2016	Industrial Area
401 Pizza, Inc.	74	Jared Urban	No	Jared Urban	11/21/2016	Initial Inspection
415-555 Valley Street / 10 Eagle Street	78	Nathan Dean	No	Travis Costa	04/25/2016	Industrial Area
424 Smith Street, Inc.	71	Jared Urban	No	Jared Urban	09/15/2016	Follow Up
475 Harris Avenue	78	Nathan Dean	No	Brandi-Lyn Colacone	12/27/2016	Industrial Area
475 Harris Avenue	78	Nathan Dean	No	Katelyn Ludemann	12/27/2016	Industrial Area
615 Charles Street, Inc.	92	Michael McBurney	No	Michael McBurney	05/31/2016	Follow Up
73 Washington Corp.	85	Jared Urban	No	Jared Urban	03/15/2016	Follow Up
7-Eleven (Charles Street)	85	Michael McBurney	No	Michael McBurney	04/18/2016	Initial Inspection
7-Eleven (Johnston)	85	Kyle C. Gannon	No	Kyle C. Gannon	10/24/2016	Follow Up
7-Eleven Inc. (Atwells)	85	Jared Urban	No	Jared Urban	08/29/2016	Follow Up
7-Eleven Inc. (Broad Street)	85	Jared Urban	No	Jared Urban	11/15/2016	Follow Up
7-Eleven, Inc.	85	Jared Urban	No	Jared Urban	11/15/2016	Follow Up
A & F Plating Company	11	Nathan P. Daggett	Yes	Nathan P. Daggett	12/08/2016	Follow Up
A & F Plating Company	11	Nathan P. Daggett	Yes	N/A	11/21/2016	Sample
A & F Plating Company	11	Nathan P. Daggett	Yes	Nathan P. Daggett	11/15/2016	Annual
A & F Plating Company	11	Nathan P. Daggett	Yes	Nathan P. Daggett	06/16/2016	Follow Up
A & F Plating Company	11	Nathan P. Daggett	Yes	N/A	04/25/2016	Sample
A & F Plating Company	11	Nathan P. Daggett	Yes	Nathan P. Daggett	03/23/2016	Follow Up
A & F Plating Company	11	Nathan P. Daggett	Yes	N/A	01/05/2016	Sample
A Duie Pyle, Inc.	37	Nathan P. Daggett	No	Nathan P. Daggett	10/21/2016	Follow Up
A Duie Pyle, Inc.	37	Nathan P. Daggett	No	Nathan P. Daggett	05/06/2016	Follow Up
A Stone Greenlawn, LLC	71	Katelyn Ludemann	No	Katelyn Ludemann	12/09/2016	Follow Up
A Stone Greenlawn, LLC	71	Katelyn Ludemann	No	Ian E. Jardin	06/02/2016	Follow Up
A&M Fairway, Inc.	85	Jared Urban	No	Jared Urban	03/29/2016	Follow Up
A. Harrison & Company, Inc.	22	Kyle C. Gannon	Yes	Kyle C. Gannon	12/07/2016	Follow Up
A. Harrison & Company, Inc.	22	Kyle C. Gannon	Yes	N/A	09/22/2016	Sample
A. Harrison & Company, Inc.	22	Kyle C. Gannon	Yes	Kyle C. Gannon	09/20/2016	Annual
A. Harrison & Company, Inc.	22	Kyle C. Gannon	Yes	Kyle C. Gannon	06/27/2016	Follow Up
A. Harrison & Company, Inc.	22	Kyle C. Gannon	Yes	Kyle C. Gannon	04/27/2016	Follow Up
A. Harrison & Company, Inc.	22	Kyle C. Gannon	Yes	N/A	03/25/2016	Sample
A.D.J. Donuts	85	Brandi-Lyn Colacone	No	Brandi-Lyn Colacone	12/22/2016	Follow Up
A.N.I., LLC	74	Brian E. Steere	No	Brian E. Steere	07/11/2016	Initial Inspection
AAA Northeast Warehouse/Fleet Operations	37	Nathan P. Daggett	No	Nathan P. Daggett	11/21/2016	Follow Up
AAA Northeast Warehouse/Fleet Operations	37	Nathan P. Daggett	No	Nathan P. Daggett	06/17/2016	Follow Up
ABKC Holdings Corp.	60	Brian E. Steere	No	Brian E. Steere	10/19/2016	Initial Inspection
Addies Laundromat	92	Jared Urban	No	Jared Urban	04/26/2016	Follow Up
Admiral Donuts, Inc.	85	Brandi-Lyn Colacone	No	Brandi-Lyn Colacone	05/25/2016	Follow Up
Admiral Packaging	42	Jared Urban	No	Jared Urban	12/08/2016	Follow Up
Admiral Packaging	42	Jared Urban	No	Jared Urban	06/08/2016	Follow Up
Advanced Dental Care	94	Travis Costa	No	Travis Costa	01/11/2016	Follow Up
Al Forno	85	Jared Urban	No	Jared Urban	03/30/2016	Follow Up
Al-Jac Produce	81	Kyle C. Gannon	No	N/A	12/06/2016	Sample
Al-Jac Produce	81	Kyle C. Gannon	No	Kyle C. Gannon	05/18/2016	Follow Up
Al-Jac Produce	81	Kyle C. Gannon	No	Kyle C. Gannon	04/26/2016	Sample
Alloy Holdings, LLC	43	Katelyn Ludemann	Yes	Katelyn Ludemann	12/07/2016	Follow Up
Alloy Holdings, LLC	43	Katelyn Ludemann	Yes	Abigail Bernier	10/18/2016	Annual
Alloy Holdings, LLC	43	Katelyn Ludemann	Yes	N/A	09/15/2016	Sample

Field's Point
Inspection History - 2016

Company Name	Category	Engineer Assigned	Significant	Inspected By	Date	Inspected Type
Alloy Holdings, LLC	43	Katelyn Ludemann	Yes	Ian E. Jardin	05/24/2016	Follow Up
Alloy Holdings, LLC	43	Katelyn Ludemann	Yes	Ian E. Jardin	03/22/2016	Follow Up
Alloy Holdings, LLC	43	Katelyn Ludemann	Yes	N/A	01/25/2016	Sample
Alpine Auto Body, Inc.	97	Travis Costa	No	Travis Costa	01/07/2016	Follow Up
Aluminum & Copper Recycling, Inc.	42	Nathan P. Daggett	No	Nathan P. Daggett	11/01/2016	Follow Up
Aluminum & Copper Recycling, Inc.	42	Nathan P. Daggett	No	Nathan P. Daggett	06/06/2016	Follow Up
Alviti Link-All, Inc.	42	Travis Costa	No	Travis Costa	12/13/2016	Follow Up
Alviti Link-All, Inc.	42	Travis Costa	No	Travis Costa	11/02/2016	Follow Up
Alviti Link-All, Inc.	42	Travis Costa	No	Travis Costa	06/14/2016	Follow Up
Alviti Link-All, Inc.	42	Travis Costa	No	Travis Costa	05/06/2016	Follow Up
Amerada Hess Corporation	71	Michael McBurney	No	Michael McBurney	02/11/2016	Follow Up
American Tin and Solder	60	Kyle C. Gannon	No	Kyle C. Gannon	06/30/2016	Follow Up
Americana Expo Center, LLC	71	Kyle C. Gannon	No	Kyle C. Gannon	10/18/2016	Follow Up
Americana Expo Center, LLC	71	Kyle C. Gannon	No	Kyle C. Gannon	08/18/2016	Follow Up
Andrea's Restaurant	85	Michael McBurney	No	Michael McBurney	05/24/2016	Follow Up
Andrea's Restaurant	71	Michael McBurney	No	Michael McBurney	03/31/2016	Follow Up
Angell Street Dental Associate	94	Kyle C. Gannon	No	Kyle C. Gannon	07/27/2016	Follow Up
Angelo Inc.	81	Brian E. Steere	No	Brian E. Steere	07/28/2016	Follow Up
Angelo Inc.	81	Brian E. Steere	No	Brian E. Steere	05/03/2016	Follow Up
Angkor Restaurant	85	Travis Costa	No	Travis Costa	11/02/2016	Follow Up
Angkor Restaurant	85	Travis Costa	No	Travis Costa	10/17/2016	Follow Up
Angkor Restaurant	85	Travis Costa	No	Travis Costa	10/12/2016	Initial Inspection
Anjon Inc.	85	Jared Urban	No	Jared Urban	03/31/2016	Follow Up
Annex Plating	41	Kyle C. Gannon	No	Kyle C. Gannon	12/06/2016	Follow Up
Annex Plating	41	Kyle C. Gannon	No	Kyle C. Gannon	06/06/2016	Follow Up
Antojitos Quetzal, Inc.	85	Jared Urban	No	Jared Urban	02/18/2016	Follow Up
Antonelli Poultry	81	Kyle C. Gannon	No	Kyle C. Gannon	10/25/2016	Follow Up
Antonio's Pizza - Thayer Street LLC	85	Brian E. Steere	No	Brian E. Steere	08/05/2016	Follow Up
Apac Tool, Inc.	46	Kyle C. Gannon	No	Kyle C. Gannon	12/07/2016	Follow Up
Apac Tool, Inc.	46	Kyle C. Gannon	No	Kyle C. Gannon	05/26/2016	Follow Up
Apsara Asian Restaurant	85	Brandi-Lyn Colacone	No	Brandi-Lyn Colacone	10/04/2016	Initial Inspection
ARA-Rhode Island Dialysis	95	Brandi-Lyn Colacone	No	Brandi-Lyn Colacone	02/04/2016	Follow Up
Arbor Hill Assisted Living	86	Kyle C. Gannon	No	Kyle C. Gannon	04/01/2016	Follow Up
Archangel Michael Inc.	85	Michael McBurney	No	Michael McBurney	08/30/2016	Follow Up
Arden Jewelry Mfg, Co.	42	Katelyn Ludemann	No	Katelyn Ludemann	12/09/2016	Follow Up
Arden Jewelry Mfg, Co.	42	Katelyn Ludemann	No	Ian E. Jardin	06/02/2016	Follow Up
AREE, LLC	85	Brian E. Steere	No	Brian E. Steere	08/05/2016	Follow Up
Aristocrat Dental Laboratory	99	Michael McBurney	No	Michael McBurney	08/29/2016	Follow Up
Armbrust International, Ltd.	11	Katelyn Ludemann	Yes	Katelyn Ludemann	12/13/2016	Follow Up
Armbrust International, Ltd.	11	Katelyn Ludemann	Yes	N/A	09/13/2016	Sample
Armbrust International, Ltd.	11	Katelyn Ludemann	Yes	Ian E. Jardin	05/25/2016	Annual
Armbrust International, Ltd.	11	Katelyn Ludemann	Yes	N/A	02/24/2016	Sample
Aro-Sac, Inc.	42	Kyle C. Gannon	No	Kyle C. Gannon	12/06/2016	Follow Up
Aro-Sac, Inc.	42	Kyle C. Gannon	No	Kyle C. Gannon	06/06/2016	Follow Up
Aruba Steve's	71	Kyle C. Gannon	No	Kyle C. Gannon	02/15/2016	Follow Up
AS220	99	Brian E. Steere	No	Brian E. Steere	11/09/2016	Follow Up
AS220 - Print Shop	24	Brian E. Steere	No	Brian E. Steere	12/15/2016	Follow Up
AS220 - Print Shop	24	Brian E. Steere	No	Brian E. Steere	08/12/2016	Follow Up
Asian Star Market, Inc.	81	Brandi-Lyn Colacone	No	Brandi-Lyn Colacone	09/15/2016	Follow Up
Aspen Dental	94	Travis Costa	No	Travis Costa	11/04/2016	Follow Up
Aspen Dental	94	Travis Costa	No	Travis Costa	03/24/2016	Follow Up
Atamian Manufacturing Corp.	21	Jared Urban	No	Jared Urban	12/08/2016	Follow Up
Atamian Manufacturing Corp.	21	Jared Urban	No	Jared Urban	06/14/2016	Follow Up
Athens Diner LLC	85	Brian E. Steere	No	Brian E. Steere	09/09/2016	Initial Inspection
Atwells Realty Corporation	85	Brandi-Lyn Colacone	No	Brandi-Lyn Colacone	02/01/2016	Follow Up
Atwill-Conroy Providence, LLC	94	Kyle C. Gannon	No	Kyle C. Gannon	05/24/2016	Follow Up
Atwood Car Wash	97	Brandi-Lyn Colacone	No	Brandi-Lyn Colacone	11/03/2016	Follow Up
Atwood Laundromat	92	Kyle C. Gannon	No	Kyle C. Gannon	04/26/2016	Follow Up
Au Bon Pain Company, Inc.	85	Brandi-Lyn Colacone	No	Brandi-Lyn Colacone	08/24/2016	Follow Up
Augusta Street Kitchen	85	Michael McBurney	No	Michael McBurney	11/14/2016	Initial Inspection
Aurora Civic Association	85	Brian E. Steere	No	Brian E. Steere	02/03/2016	Follow Up
Auto Parts Group Southwest, LLC.	42	Nathan P. Daggett	No	Nathan P. Daggett	10/21/2016	Follow Up
Auto Parts Group Southwest, LLC.	42	Nathan P. Daggett	No	Nathan P. Daggett	05/06/2016	Follow Up
Avenue Grille	85	Brian E. Steere	No	Brian E. Steere	10/21/2016	Follow Up
B&D LLC	85	Kyle C. Gannon	No	Kyle C. Gannon	03/29/2016	Follow Up
B. Deltoro & Sons, Inc.	81	Kyle C. Gannon	No	N/A	12/06/2016	Sample
B. Deltoro & Sons, Inc.	81	Kyle C. Gannon	No	Kyle C. Gannon	07/22/2016	Follow Up

Field's Point
Inspection History - 2016

Company Name	Category	Engineer Assigned	Significant	Inspected By	Date	Inspected Type
B. Deltoro & Sons, Inc.	81	Kyle C. Gannon	No	N/A	04/14/2016	Sample
B. R. Kingston LLC	97	Michael McBurney	No	Michael McBurney	05/31/2016	Follow Up
Baba's First Daughter, LLC	85	Jared Urban	No	Jared Urban	09/15/2016	Initial Inspection
Babylon 1 Inc.	71	Brandi-Lyn Colacone	No	Jared Urban	02/10/2016	Investigation
Bacani Enterprises	85	Brandi-Lyn Colacone	No	Brandi-Lyn Colacone	09/22/2016	Follow Up
Baffoni's Poultry Farm	81	Brian E. Steere	No	Brian E. Steere	09/09/2016	Follow Up
Baffoni's Poultry Farm	81	Brian E. Steere	No	Brian E. Steere	05/31/2016	Follow Up
Bagel Express	81	Brandi-Lyn Colacone	No	Brandi-Lyn Colacone	10/06/2016	Follow Up
Baja's	85	Brian E. Steere	No	Brian E. Steere	08/05/2016	Follow Up
Baker Street Cafe LLC	85	Brandi-Lyn Colacone	No	Brandi-Lyn Colacone	12/28/2016	Follow Up
Ballard Mack Sales and Service of RI	37	Michael McBurney	No	Michael McBurney	12/01/2016	Follow Up
Ballard Mack Sales and Service of RI	37	Michael McBurney	No	Michael McBurney	06/07/2016	Follow Up
Bannister Operations Associates, LLC	86	Brandi-Lyn Colacone	No	Brandi-Lyn Colacone	04/14/2016	Initial Inspection
Basha Restaurant & Bar, Inc.	85	Michael McBurney	No	Michael McBurney	05/24/2016	Follow Up
Bay Foods, Inc.	85	Michael McBurney	No	Michael McBurney	06/30/2016	Follow Up
BBRG TR Operating, LLC	71	Michael McBurney	No	Michael McBurney	01/20/2016	Follow Up
Bella's Jewelry	42	Katelyn Ludemann	No	Katelyn Ludemann	12/07/2016	Follow Up
Bella's Jewelry	42	Katelyn Ludemann	No	Ian E. Jardin	05/24/2016	Follow Up
Bella's Jewelry	42	Katelyn Ludemann	No	Ian E. Jardin	04/01/2016	Follow Up
Benefit Dental Care, LLC	94	Katelyn Ludemann	No	Ian E. Jardin	04/11/2016	Initial Inspection
Best Eastern Chinese Restaurant	85	Brandi-Lyn Colacone	No	Brandi-Lyn Colacone	05/25/2016	Follow Up
Best Eastern Chinese Restaurant	85	Brandi-Lyn Colacone	No	Brandi-Lyn Colacone	03/15/2016	Follow Up
Best Taste	85	Brandi-Lyn Colacone	No	Brandi-Lyn Colacone	09/22/2016	Follow Up
Better Burger Company	85	Michael McBurney	No	Michael McBurney	07/27/2016	Follow Up
Betty's	85	Brian E. Steere	No	Brian E. Steere	08/25/2016	Follow Up
Betty's	85	Brian E. Steere	No	Brian E. Steere	06/27/2016	Initial Inspection
Betty's Restaurant	71	Brian E. Steere	No	Brian E. Steere	06/27/2016	Follow Up
Big Ricks Subs and Wieners	85	Michael McBurney	No	Michael McBurney	08/30/2016	Follow Up
BL Restaurant Operations, LLC	85	Jared Urban	No	Jared Urban	08/30/2016	Follow Up
Blend, LLC	85	Brandi-Lyn Colacone	No	Brandi-Lyn Colacone	07/05/2016	Initial Inspection
Blue Elephant Restaurant, Inc.	85	Jared Urban	No	Jared Urban	03/30/2016	Follow Up
BMFERS LLC	85	Jared Urban	No	Jared Urban	08/29/2016	Follow Up
Boat on the Blue Inc.	85	Brian E. Steere	No	Brian E. Steere	12/15/2016	Follow Up
Bob & Timmy's Grilled Pizza	85	Michael McBurney	No	Michael McBurney	03/31/2016	Follow Up
Bonanza Acquisition, LLC	37	Travis Costa	No	Travis Costa	12/12/2016	Follow Up
Bonanza Acquisition, LLC	37	Travis Costa	No	Travis Costa	06/07/2016	Follow Up
Bonollo Provisions Co., Inc.	81	Brandi-Lyn Colacone	No	Brandi-Lyn Colacone	11/22/2016	Follow Up
Borrelli's Bakery	81	Brian E. Steere	No	Brian E. Steere	09/08/2016	Follow Up
Borrelli's Bakery	81	Brian E. Steere	No	Brian E. Steere	05/09/2016	Follow Up
Boston Market - Providence	71	Kyle C. Gannon	No	Kyle C. Gannon	02/15/2016	Follow Up
Branch Avenue Industrial Area	78	Nathan Dean	No	Michael McBurney	07/25/2016	Industrial Area
Branch Avenue Industrial Area	78	Nathan Dean	No	Nathan P. Daggett	07/25/2016	Industrial Area
Brewed Awakenings Coffeeshouse LLC	85	Jared Urban	No	Jared Urban	07/26/2016	Follow Up
Briana's Restaurant	85	Brian E. Steere	No	Brian E. Steere	07/01/2016	Follow Up
Brittany Motors	97	Brian E. Steere	No	Brian E. Steere	11/04/2016	Follow Up
Broad and Potter Laundromat	92	Brandi-Lyn Colacone	No	Brandi-Lyn Colacone	10/13/2016	Initial Inspection
Broad Street Little Caesars, LLC	85	Jared Urban	No	Jared Urban	05/12/2016	Initial Inspection
Broad, Inc.	81	Katelyn Ludemann	No	Brandi-Lyn Colacone	08/18/2016	Follow Up
Broad, Inc.	81	Katelyn Ludemann	No	Brian E. Steere	08/17/2016	Follow Up
Broadway Laundry, Inc.	92	Michael McBurney	No	Michael McBurney	03/31/2016	Follow Up
Brother's Famous Pizza	85	Michael McBurney	No	Michael McBurney	11/22/2016	Follow Up
Brother's Famous Pizza	85	Michael McBurney	No	Michael McBurney	08/18/2016	Follow Up
Brother's Famous Pizza	85	Michael McBurney	No	Michael McBurney	02/29/2016	Follow Up
Brown University - Central Heat Plant	52	Travis Costa	No	Travis Costa	12/14/2016	Follow Up
Brown University - Central Heat Plant	52	Travis Costa	No	Travis Costa	06/15/2016	Follow Up
Brown University- Alumnae Hall	52	Travis Costa	No	Travis Costa	12/14/2016	Follow Up
Brown University- Alumnae Hall	52	Travis Costa	No	Travis Costa	06/15/2016	Initial Inspection
Brown University-Remediation Project	40	Travis Costa	No	Travis Costa	12/14/2016	Follow Up
Brown University-Remediation Project	40	Travis Costa	No	Travis Costa	06/15/2016	Follow Up
Brown University-Watson Center	53	Travis Costa	No	Travis Costa	12/14/2016	Follow Up
Brown University-Watson Center	53	Travis Costa	No	Travis Costa	06/15/2016	Initial Inspection
Bubble Tea House	85	Brandi-Lyn Colacone	No	Brandi-Lyn Colacone	08/12/2016	Follow Up
Burger Domination LLC	85	Brian E. Steere	No	Brian E. Steere	07/01/2016	Follow Up
Busy Bubbles	92	Travis Costa	No	Travis Costa	07/22/2016	Follow Up
Butler Hospital	90	Nathan P. Daggett	No	Nathan P. Daggett	02/11/2016	Follow Up
B-X Providence, LLC	86	Kyle C. Gannon	No	Kyle C. Gannon	02/15/2016	Follow Up
B-X Providence, LLC	86	Kyle C. Gannon	No	Kyle C. Gannon	02/15/2016	Follow Up

Field's Point
Inspection History - 2016

Company Name	Category	Engineer Assigned	Significant	Inspected By	Date	Inspected Type
Cafe Nuovo	85	Michael McBurney	No	Michael McBurney	03/31/2016	Follow Up
Cafe Providence	71	Travis Costa	No	Travis Costa	01/20/2016	Follow Up
Cajun Luau	85	Kyle C. Gannon	No	Kyle C. Gannon	11/30/2016	Follow Up
Cajun Luau	85	Kyle C. Gannon	No	Kyle C. Gannon	01/20/2016	Follow Up
Calf Donuts Inc.	85	Jared Urban	No	Jared Urban	09/22/2016	Follow Up
California Nails	60	Brian E. Steere	No	Brian E. Steere	06/06/2016	Initial Inspection
Cal's Corner Restaurant	85	Michael McBurney	No	Michael McBurney	09/28/2016	Follow Up
Camila Dry Cleaner, LLC	92	Michael McBurney	No	Michael McBurney	02/29/2016	Initial Inspection
Campus Pizza	85	Brian E. Steere	No	Brian E. Steere	07/01/2016	Initial Inspection
Capital Grille Holdings, Inc.	85	Brandi-Lyn Colacone	No	Brandi-Lyn Colacone	05/10/2016	Follow Up
Capital Grille Holdings, Inc.	85	Brandi-Lyn Colacone	No	Brandi-Lyn Colacone	03/29/2016	Follow Up
Capriccio's Restaurant	85	Jared Urban	No	Jared Urban	03/24/2016	Follow Up
Caribe Mini Mart, LLC	85	Michael McBurney	No	Michael McBurney	09/28/2016	Follow Up
Caribe Restaurant	71	Brandi-Lyn Colacone	No	Brandi-Lyn Colacone	10/13/2016	Follow Up
Casa Mexico	85	Brandi-Lyn Colacone	No	Brandi-Lyn Colacone	11/10/2016	Follow Up
Caserta Pizzeria	85	Kyle C. Gannon	No	Kyle C. Gannon	07/05/2016	Follow Up
Cassarino's Restaurant	85	Brandi-Lyn Colacone	No	Brandi-Lyn Colacone	11/17/2016	Follow Up
Cassarino's Restaurant	85	Brandi-Lyn Colacone	No	Brandi-Lyn Colacone	05/19/2016	Follow Up
Catanzaro's Pizzeria	85	Michael McBurney	No	Michael McBurney	08/29/2016	Follow Up
Cathedral Art Metal Co., Inc.	24	Brandi-Lyn Colacone	No	Brandi-Lyn Colacone	12/08/2016	Follow Up
Cathedral Art Metal Co., Inc.	24	Brandi-Lyn Colacone	No	Brandi-Lyn Colacone	06/15/2016	Follow Up
CAV Restaurant	85	Michael McBurney	No	Michael McBurney	02/24/2016	Initial Inspection
Celebrity Cleaners	92	Jared Urban	No	Jared Urban	04/28/2016	Follow Up
Central High School	86	Jared Urban	No	Jared Urban	03/24/2016	Follow Up
Central Industrial Park	78	Nathan Dean	No	Abigail Bernier	02/23/2016	Industrial Area
Central Industrial Park	78	Nathan Dean	No	Michael McBurney	02/23/2016	Industrial Area
Centredale Donuts	71	Kyle C. Gannon	No	Kyle C. Gannon	06/21/2016	Follow Up
Centredale Donuts	71	Kyle C. Gannon	No	Kyle C. Gannon	03/31/2016	Follow Up
Centro America Ditribuidora Supermarket	81	Katelyn Ludemann	No	Brandi-Lyn Colacone	09/20/2016	Meeting
Centro America Ditribuidora Supermarket	81	Katelyn Ludemann	No	Abigail Bernier	09/08/2016	Follow Up
Centro America Ditribuidora Supermarket	81	Katelyn Ludemann	No	Ian E. Jardin	05/23/2016	Follow Up
Centro America Ditribuidora Supermarket	81	Katelyn Ludemann	No	Ian E. Jardin	05/18/2016	Meeting
Centro America Ditribuidora Supermarket	81	Katelyn Ludemann	No	Ian E. Jardin	04/27/2016	Initial Inspection
Chalk Donuts Inc.	85	Brian E. Steere	No	Brian E. Steere	05/18/2016	Follow Up
Chalkstone Supermarket	82	Katelyn Ludemann	No	Ian E. Jardin	02/18/2016	Follow Up
Charles Street Coffee Company	85	Michael McBurney	No	Michael McBurney	08/29/2016	Follow Up
Charlesgate Nursing Center	86	Michael McBurney	No	Michael McBurney	08/23/2016	Follow Up
Charley PR Inc.	85	Brian E. Steere	No	Brian E. Steere	01/20/2016	Follow Up
Chelo's	85	Jared Urban	No	Jared Urban	02/23/2016	Follow Up
Cheng's Kitchen	85	Brian E. Steere	No	Brian E. Steere	10/21/2016	Follow Up
Cherry Hill Manor	86	Michael McBurney	No	Michael McBurney	01/28/2016	Follow Up
Chez Pascal	85	Travis Costa	No	Travis Costa	08/15/2016	Initial Inspection
China Garden Chinese Restaurant	85	Brandi-Lyn Colacone	No	Brandi-Lyn Colacone	10/28/2016	Follow Up
China Jade Restaurant	71	Brian E. Steere	No	Brian E. Steere	06/20/2016	Follow Up
Chipotle Mexican Grill of Colorado, LLC	85	Jared Urban	No	Jared Urban	01/14/2016	Follow Up
Choi's Restaurant	85	Jared Urban	No	Jared Urban	01/27/2016	Follow Up
Christian Brothers LLC	86	Brandi-Lyn Colacone	No	Brandi-Lyn Colacone	09/29/2016	Follow Up
Christiansen Dairy Co. Inc.	84	Brandi-Lyn Colacone	No	Brandi-Lyn Colacone	10/06/2016	Follow Up
Christina D. Dicomis DMD	94	Kyle C. Gannon	No	Kyle C. Gannon	10/24/2016	Follow Up
Churchill & Banks Co.	53	Kyle C. Gannon	No	Kyle C. Gannon	12/07/2016	Follow Up
Churchill & Banks Co.	53	Kyle C. Gannon	No	Kyle C. Gannon	06/08/2016	Follow Up
Ciao Italia Bakery, Inc.	71	Brian E. Steere	No	Brian E. Steere	09/09/2016	Follow Up
Ciao Italia Bakery, Inc.	71	Brian E. Steere	No	Brian E. Steere	03/11/2016	Follow Up
Cibao Supermarket	82	Brandi-Lyn Colacone	No	Brandi-Lyn Colacone	10/28/2016	Follow Up
Cisco's Pizza	85	Jared Urban	No	Jared Urban	07/11/2016	Follow Up
City Kitty Veterinary Clinic	60	Brandi-Lyn Colacone	No	Brandi-Lyn Colacone	08/31/2016	Initial Inspection
Cityline Dental	94	Travis Costa	No	Travis Costa	02/17/2016	Follow Up
CJUF III MJH Providence, LLC	86	Nathan P. Daggett	No	Nathan P. Daggett	01/15/2016	Follow Up
Clean Plate	85	Michael McBurney	No	Michael McBurney	12/28/2016	Follow Up
Club Fantasies	85	Kyle C. Gannon	No	Kyle C. Gannon	07/22/2016	Follow Up
CMG Holding Company, LLC - MSA	85	Michael McBurney	No	Michael McBurney	06/21/2016	Follow Up
Coca-Cola	37	Travis Costa	No	Travis Costa	12/09/2016	Follow Up
Coca-Cola	37	Travis Costa	No	Travis Costa	06/09/2016	Follow Up
Coca-Cola	37	Travis Costa	No	Travis Costa	04/25/2016	Follow Up
Coin-Op - Providence	92	Kyle C. Gannon	No	Kyle C. Gannon	03/31/2016	Follow Up
Contech Medical, Inc.	43	Nathan P. Daggett	No	Nathan P. Daggett	11/29/2016	Follow Up
Contech Medical, Inc.	43	Nathan P. Daggett	No	Nathan P. Daggett	06/06/2016	Follow Up

Field's Point
Inspection History - 2016

Company Name	Category	Engineer Assigned	Significant	Inspected By	Date	Inspected Type
Contract Specialties, Inc.	11	Nathan P. Daggett	Yes	Nathan P. Daggett	12/08/2016	Follow Up
Contract Specialties, Inc.	11	Nathan P. Daggett	Yes	N/A	11/30/2016	Sample
Contract Specialties, Inc.	11	Nathan P. Daggett	Yes	Nathan P. Daggett	05/26/2016	Annual
Contract Specialties, Inc.	11	Nathan P. Daggett	Yes	Nathan P. Daggett	03/08/2016	Follow Up
Contract Specialties, Inc.	11	Nathan P. Daggett	Yes	N/A	02/16/2016	Sample
Cook & Brown Public House, Ltd.	85	Jared Urban	No	Jared Urban	09/08/2016	Follow Up
Cook & Brown Public House, Ltd.	85	Jared Urban	No	Jared Urban	04/21/2016	Follow Up
Cookie Lady & Co.	71	Michael McBurney	No	Michael McBurney	08/18/2016	Follow Up
Cookie Lady & Co.	71	Michael McBurney	No	Michael McBurney	01/28/2016	Follow Up
Cool-Lick's Lemonade and Ice Cream	85	Michael McBurney	No	Michael McBurney	04/28/2016	Follow Up
Cooperative Care Center	90	Nathan P. Daggett	No	Nathan P. Daggett	02/22/2016	Follow Up
Coronado LLC	74	Michael McBurney	No	Michael McBurney	12/19/2016	Initial Inspection
Courtyard by Marriott	86	Kyle C. Gannon	No	Kyle C. Gannon	02/22/2016	Follow Up
Crisloid, LLC	21	Travis Costa	No	Travis Costa	12/01/2016	Follow Up
Crisloid, LLC	21	Travis Costa	No	Travis Costa	09/16/2016	Follow Up
Crisloid, LLC	21	Travis Costa	No	Travis Costa	06/06/2016	Follow Up
Crisloid, LLC	21	Travis Costa	No	Travis Costa	05/10/2016	Follow Up
Custom Metal Fabrication Inc.	60	Nathan P. Daggett	No	Ian E. Jardin	04/25/2016	Follow Up
D & D Chrome Plating	41	Nathan P. Daggett	No	Nathan P. Daggett	11/29/2016	Follow Up
D & D Chrome Plating	41	Nathan P. Daggett	No	Nathan P. Daggett	08/12/2016	Follow Up
D & D Chrome Plating	41	Nathan P. Daggett	No	Nathan P. Daggett	06/06/2016	Follow Up
D&D Coffee, Inc.	85	Brian E. Steere	No	Brian E. Steere	10/21/2016	Follow Up
D. E. Foods, Inc.	85	Jared Urban	No	Jared Urban	12/12/2016	Investigation
D. E. Foods, Inc.	85	Jared Urban	No	Jared Urban	06/14/2016	Follow Up
D. Palmieri Bakery	89	Travis Costa	No	Travis Costa	02/26/2016	Follow Up
Dama Jewelry Technologies	26	Travis Costa	No	Travis Costa	12/13/2016	Follow Up
Dama Jewelry Technologies	26	Travis Costa	No	Travis Costa	09/23/2016	Follow Up
Dama Jewelry Technologies	26	Travis Costa	No	Travis Costa	06/13/2016	Follow Up
Dama Jewelry Technologies	26	Travis Costa	No	Travis Costa	05/06/2016	Follow Up
D'Ambra Auto Sales	97	Jared Urban	No	Jared Urban	03/08/2016	Follow Up
Darlington Memory Lane Inc.	86	Brian E. Steere	No	Brian E. Steere	03/11/2016	Follow Up
Darlington Memory Lane, Inc.	71	Brian E. Steere	No	Brian E. Steere	03/11/2016	Follow Up
Dave & Buster's	85	Kyle C. Gannon	No	Kyle C. Gannon	01/20/2016	Follow Up
Dave's Coffee	85	Jared Urban	No	Jared Urban	08/23/2016	Follow Up
Davies Technical School	86	Michael McBurney	No	Brian E. Steere	06/07/2016	Meeting
Dean Auto Collision Center	97	Brian E. Steere	No	Brian E. Steere	07/19/2016	Follow Up
Dehlicious	74	Brian E. Steere	No	Brian E. Steere	06/03/2016	Follow Up
DelGreco Family LLC	97	Michael McBurney	No	Michael McBurney	06/30/2016	Follow Up
Della Valle Inc.	85	Brian E. Steere	No	Brian E. Steere	01/19/2016	Follow Up
Denise M. Shapiro, DDS	94	Jared Urban	No	Jared Urban	09/26/2016	Follow Up
Department of Administration	52	Travis Costa	No	Travis Costa	12/14/2016	Follow Up
Department of Administration	52	Travis Costa	No	Travis Costa	06/16/2016	Follow Up
Designs International Inc.	42	Jared Urban	No	Jared Urban	12/15/2016	Follow Up
Designs International Inc.	42	Jared Urban	No	Jared Urban	06/28/2016	Follow Up
Detroit Collision Center	97	Travis Costa	No	Travis Costa	07/14/2016	Follow Up
Dexter Cleaners	92	Jared Urban	No	Jared Urban	03/23/2016	Follow Up
DFI-EP, LLC	11	Nathan P. Daggett	Yes	Nathan P. Daggett	12/19/2016	Follow Up
DFI-EP, LLC	11	Nathan P. Daggett	Yes	N/A	11/22/2016	Sample
DFI-EP, LLC	11	Nathan P. Daggett	Yes	Nathan P. Daggett	11/02/2016	Annual
DFI-EP, LLC	11	Nathan P. Daggett	Yes	Nathan P. Daggett	10/25/2016	Meeting
DFI-EP, LLC	11	Nathan P. Daggett	Yes	N/A	10/11/2016	Sample
DFI-EP, LLC	11	Nathan P. Daggett	Yes	Nathan P. Daggett	09/22/2016	Follow Up
DFI-EP, LLC	11	Nathan P. Daggett	Yes	N/A	09/22/2016	Sample
DFI-EP, LLC	11	Nathan P. Daggett	Yes	Nathan P. Daggett	09/21/2016	Follow Up
DFI-EP, LLC	11	Nathan P. Daggett	Yes	N/A	09/06/2016	Sample
DFI-EP, LLC	11	Nathan P. Daggett	Yes	Nathan P. Daggett	06/02/2016	Follow Up
DFI-EP, LLC	11	Nathan P. Daggett	Yes	Nathan P. Daggett	04/14/2016	Follow Up
DFI-EP, LLC	11	Nathan P. Daggett	Yes	N/A	02/09/2016	Sample
DiCecco Inc.	85	Brian E. Steere	No	Brian E. Steere	11/01/2016	Follow Up
DiFruscia Industries, Inc.	11	Abigail Bernier	Yes	Abigail Bernier	12/30/2016	Meeting
DiFruscia Industries, Inc.	11	Abigail Bernier	Yes	Abigail Bernier	12/08/2016	Follow Up
DiFruscia Industries, Inc.	11	Abigail Bernier	Yes	Abigail Bernier	09/15/2016	Follow Up
DiFruscia Industries, Inc.	11	Abigail Bernier	Yes	Abigail Bernier	08/16/2016	Meeting
DiFruscia Industries, Inc.	11	Abigail Bernier	Yes	N/A	08/15/2016	Sample
DiFruscia Industries, Inc.	11	Abigail Bernier	Yes	Abigail Bernier	06/02/2016	Follow Up
DiFruscia Industries, Inc.	11	Abigail Bernier	Yes	Abigail Bernier	03/25/2016	Follow Up
DiFruscia Industries, Inc.	11	Abigail Bernier	Yes	Abigail Bernier	02/03/2016	Annual

Field's Point
Inspection History - 2016

Company Name	Category	Engineer Assigned	Significant	Inspected By	Date	Inspected Type
DiFruscia Industries, Inc.	11	Abigail Bernier	Yes	Kerry M. Britt	02/03/2016	Sample
DiFruscia Industries, Inc.	11	Abigail Bernier	Yes	N/A	01/14/2016	Sample
Dinarijak, Inc.	71	Travis Costa	No	Travis Costa	05/27/2016	Follow Up
Diocese of Providence - Office Building	52	Brandi-Lyn Colacone	No	Brandi-Lyn Colacone	12/05/2016	Follow Up
Diocese of Providence - Office Building	52	Brandi-Lyn Colacone	No	Brandi-Lyn Colacone	07/05/2016	Follow Up
Dolce Gelateria Inc.	71	Michael McBurney	No	Michael McBurney	05/24/2016	Follow Up
Dominion Energy Manchester St., Inc.	27	Katelyn Ludemann	Yes	Katelyn Ludemann	12/13/2016	Follow Up
Dominion Energy Manchester St., Inc.	27	Katelyn Ludemann	Yes	Abigail Bernier	10/05/2016	Annual
Dominion Energy Manchester St., Inc.	27	Katelyn Ludemann	Yes	N/A	09/15/2016	Sample
Dominion Energy Manchester St., Inc.	27	Katelyn Ludemann	Yes	Ian E. Jardin	06/09/2016	Follow Up
Dominion Energy Manchester St., Inc.	27	Katelyn Ludemann	Yes	N/A	05/12/2016	Sample
Domino's Pizza (Broad Street)	85	Jared Urban	No	Jared Urban	01/25/2016	Follow Up
Domino's Pizza (Chalkstone Avenue)	85	Kyle C. Gannon	No	Kyle C. Gannon	05/18/2016	Follow Up
Don Jose Restaurant	85	Michael McBurney	No	Michael McBurney	12/30/2016	Follow Up
Don Jose Restaurant	85	Michael McBurney	No	Michael McBurney	01/29/2016	Follow Up
Downtown Providence Area	78	Nathan Dean	No	Ian E. Jardin	04/07/2016	Industrial Area
Downtown Providence Area	78	Nathan Dean	No	Kyle C. Gannon	04/07/2016	Industrial Area
Drs. Rubinstein & Ducoff, Inc.	94	Kyle C. Gannon	No	Kyle C. Gannon	07/25/2016	Follow Up
Dunkin Donuts - Allens Avenue	85	Kyle C. Gannon	No	Kyle C. Gannon	10/14/2016	Follow Up
Dunkin Donuts - Atwells Avenue	85	Kyle C. Gannon	No	Kyle C. Gannon	05/17/2016	Follow Up
Dunkin Donuts - Atwood Avenue	85	Kyle C. Gannon	No	Kyle C. Gannon	04/29/2016	Follow Up
Dunkin Donuts - Gano Street	85	Kyle C. Gannon	No	Kyle C. Gannon	08/04/2016	Follow Up
Dunkin Donuts - Plainfield Street	85	Kyle C. Gannon	No	Kyle C. Gannon	08/18/2016	Follow Up
Dunkin Donuts - Pleasant Valley	85	Jared Urban	No	Jared Urban	08/29/2016	Follow Up
Dunkin Donuts (Providence Place Mall)	85	Kyle C. Gannon	No	Kyle C. Gannon	01/20/2016	Follow Up
Dunkin Donuts Center	86	Kyle C. Gannon	No	Kyle C. Gannon	09/21/2016	Follow Up
Dupont Drive Industrial Area	78	Nathan Dean	No	Michael McBurney	02/18/2016	Industrial Area
Dupont Drive Industrial Area	78	Nathan Dean	No	Nathan P. Daggett	02/18/2016	Industrial Area
Du-Pro-Lux Cleansers	92	Jared Urban	No	Jared Urban	02/09/2016	Follow Up
Durks Bar-B-Q	85	Brandi-Lyn Colacone	No	Brandi-Lyn Colacone	12/20/2016	Initial Inspection
E&M Enterprises, LTD	11	Katelyn Ludemann	Yes	Katelyn Ludemann	12/08/2016	Follow Up
E&M Enterprises, LTD	11	Katelyn Ludemann	Yes	Katelyn Ludemann	11/22/2016	Annual
E&M Enterprises, LTD	11	Katelyn Ludemann	Yes	N/A	08/30/2016	Sample
E&M Enterprises, LTD	11	Katelyn Ludemann	Yes	Ian E. Jardin	06/02/2016	Follow Up
E&M Enterprises, LTD	11	Katelyn Ludemann	Yes	Ian E. Jardin	04/05/2016	Follow Up
E&M Enterprises, LTD	11	Katelyn Ludemann	Yes	N/A	01/14/2016	Sample
Eagle Laundry Inc.	25	Abigail Bernier	Yes	Abigail Bernier	12/05/2016	Follow Up
Eagle Laundry Inc.	25	Abigail Bernier	Yes	Abigail Bernier	10/05/2016	Sample
Eagle Laundry Inc.	25	Abigail Bernier	Yes	Abigail Bernier	08/17/2016	Annual
Eagle Laundry Inc.	25	Abigail Bernier	Yes	Abigail Bernier	06/06/2016	Follow Up
Eagle Laundry Inc.	25	Abigail Bernier	Yes	N/A	03/29/2016	Sample
Eagle Laundry Inc.	25	Abigail Bernier	Yes	Abigail Bernier	02/11/2016	Follow Up
East Coast Pizza	85	Brandi-Lyn Colacone	No	Brandi-Lyn Colacone	02/16/2016	Follow Up
East Coast Screen Printing	99	Katelyn Ludemann	No	Ian E. Jardin	05/05/2016	Follow Up
East Side Cottage, LLC	85	Kyle C. Gannon	No	Kyle C. Gannon	09/29/2016	Follow Up
East Side Creamery and Pizzeria	71	Michael McBurney	No	Michael McBurney	02/16/2016	Follow Up
East Side Periodontics, Ltd.	99	Jared Urban	No	Jared Urban	01/22/2016	Follow Up
East Side Pockets, INC	85	Brandi-Lyn Colacone	No	Brandi-Lyn Colacone	01/20/2016	Follow Up
Eastern Color & Chemical Co.	22	Nathan P. Daggett	Yes	N/A	12/08/2016	Sample
Eastern Color & Chemical Co.	22	Nathan P. Daggett	Yes	N/A	12/07/2016	Sample
Eastern Color & Chemical Co.	22	Nathan P. Daggett	Yes	Nathan P. Daggett	11/30/2016	Follow Up
Eastern Color & Chemical Co.	22	Nathan P. Daggett	Yes	N/A	11/30/2016	Sample
Eastern Color & Chemical Co.	22	Nathan P. Daggett	Yes	Nathan P. Daggett	08/10/2016	Annual
Eastern Color & Chemical Co.	22	Nathan P. Daggett	Yes	Nathan P. Daggett	06/07/2016	Follow Up
Eastern Color & Chemical Co.	22	Nathan P. Daggett	Yes	N/A	04/12/2016	Sample
Eastern Color & Chemical Co.	22	Nathan P. Daggett	Yes	Nathan P. Daggett	03/17/2016	Follow Up
Eastern Color & Chemical Co.	22	Nathan P. Daggett	Yes	Nathan P. Daggett	01/13/2016	Sample
Eastern Screw Company	26	Travis Costa	No	Travis Costa	12/16/2016	Follow Up
Eastern Screw Company	26	Travis Costa	No	Travis Costa	11/04/2016	Follow Up
Eastern Screw Company	26	Travis Costa	No	Travis Costa	09/26/2016	Follow Up
Eastern Screw Company	26	Travis Costa	No	Travis Costa	06/13/2016	Follow Up
Eastern Screw Company	26	Travis Costa	No	Travis Costa	03/23/2016	Follow Up
Easy Entertaining, Inc.	85	Jared Urban	No	Jared Urban	11/15/2016	Follow Up
Edesia Global Nutrition Solutions	71	Nathan P. Daggett	No	Nathan P. Daggett	07/29/2016	Follow Up
Edesia Global Nutrition Solutions	71	Nathan P. Daggett	No	Nathan P. Daggett	06/17/2016	Follow Up
EI Eden Restaurant	85	Brian E. Steere	No	Brian E. Steere	08/10/2016	Meeting
EI Fogon Latino Restaurant, LLC	85	Jared Urban	No	Jared Urban	03/08/2016	Follow Up

Field's Point
Inspection History - 2016

Company Name	Category	Engineer Assigned	Significant	Inspected By	Date	Inspected Type
El Fogonazo Meat Market	81	Brandi-Lyn Colacone	No	Brandi-Lyn Colacone	09/16/2016	Follow Up
El Mogote	85	Brandi-Lyn Colacone	No	Brandi-Lyn Colacone	07/08/2016	Follow Up
El Quiche Bakery Store, Inc.	81	Brian E. Steere	No	Brian E. Steere	05/18/2016	Follow Up
El Rey De Las Pupas	85	Brandi-Lyn Colacone	No	Brandi-Lyn Colacone	02/23/2016	Follow Up
El Tiburon	71	Brandi-Lyn Colacone	No	Brandi-Lyn Colacone	02/10/2016	Follow Up
Electrolizing, Inc.	11	Katelyn Ludemann	Yes	Katelyn Ludemann	12/15/2016	Follow Up
Electrolizing, Inc.	11	Katelyn Ludemann	Yes	Abigail Bernier	09/14/2016	Annual
Electrolizing, Inc.	11	Katelyn Ludemann	Yes	N/A	08/16/2016	Sample
Electrolizing, Inc.	11	Katelyn Ludemann	Yes	Ian E. Jardin	05/26/2016	Follow Up
Electrolizing, Inc.	11	Katelyn Ludemann	Yes	N/A	02/24/2016	Sample
Ellie's Bakery	85	Michael McBurney	No	Michael McBurney	02/29/2016	Follow Up
Elmwood Community School	86	Travis Costa	No	Travis Costa	10/20/2016	Follow Up
Elmwood Health Center	86	Brandi-Lyn Colacone	No	Brandi-Lyn Colacone	12/15/2016	Follow Up
Elmwood Ultra Clean Laundry	92	Jared Urban	No	Jared Urban	12/21/2016	Follow Up
Emmily's Restaurant	74	Michael McBurney	No	Michael McBurney	03/22/2016	Follow Up
Enterprise Rent-A-Car of R.I. (Johnston)	37	Nathan P. Daggett	No	Nathan P. Daggett	10/18/2016	Initial Inspection
Enterprise Rent-A-Car of R.I. (NP)	37	Nathan P. Daggett	No	Nathan P. Daggett	09/20/2016	Follow Up
Enterprise Rent-A-Car of R.I. (NP)	37	Nathan P. Daggett	No	Nathan P. Daggett	04/21/2016	Follow Up
Epivax, Inc.	95	Nathan P. Daggett	No	Nathan P. Daggett	01/28/2016	Follow Up
Epoch Assisted Living on the East Side	86	Jared Urban	No	Jared Urban	01/27/2016	Follow Up
Epoch Senior Living, Inc.	71	Kyle C. Gannon	No	Kyle C. Gannon	10/13/2016	Follow Up
Excellent Pizza	85	Jared Urban	No	Jared Urban	10/11/2016	Follow Up
Extreme Auto Recondition	97	Michael McBurney	No	Michael McBurney	11/22/2016	Follow Up
Extreme Auto Recondition	97	Michael McBurney	No	Michael McBurney	04/26/2016	Follow Up
Famiglia e Amici Inc.	85	Michael McBurney	No	Michael McBurney	07/27/2016	Follow Up
FedEx Ground Package System, Inc.	37	Michael McBurney	No	Michael McBurney	12/20/2016	Follow Up
FedEx Ground Package System, Inc.	37	Michael McBurney	No	Michael McBurney	06/07/2016	Follow Up
Fed-Rick Veal Company	81	Brian E. Steere	No	Brian E. Steere	08/10/2016	Follow Up
Fellini Pizzeria	85	Michael McBurney	No	Michael McBurney	05/24/2016	Follow Up
Ferguson Animal Enterprises Inc.	99	Michael McBurney	No	Michael McBurney	11/29/2016	Follow Up
Ferguson Perforating Company	42	Travis Costa	No	Travis Costa	12/01/2016	Follow Up
Ferguson Perforating Company	42	Travis Costa	No	Travis Costa	06/06/2016	Follow Up
FI Management, LLC	92	Katelyn Ludemann	No	Ian E. Jardin	02/23/2016	Follow Up
Field's Point Treatment Plant	0	Kerry M. Britt	No	Kerry M. Britt	10/18/2016	Annual
Figidini Wood Fire Eatery, LLC	85	Kyle C. Gannon	No	Kyle C. Gannon	08/17/2016	Follow Up
Finest Car Wash	97	Brandi-Lyn Colacone	No	Brandi-Lyn Colacone	12/23/2016	Follow Up
First Casting, Inc.	59	Jared Urban	No	Jared Urban	12/09/2016	Follow Up
First Casting, Inc.	59	Jared Urban	No	Jared Urban	06/14/2016	Follow Up
Flatbread Providence, Inc.	85	Brian E. Steere	No	Brian E. Steere	08/05/2016	Follow Up
Fondue Providence, LLC	85	Brian E. Steere	No	Brian E. Steere	01/20/2016	Initial Inspection
Food and Beverage Corp.	85	Jared Urban	No	Jared Urban	01/27/2016	Follow Up
Food Corp	82	Brandi-Lyn Colacone	No	Brandi-Lyn Colacone	11/22/2016	Follow Up
Food Corp	82	Brandi-Lyn Colacone	No	Brandi-Lyn Colacone	09/07/2016	Initial Inspection
Forty-Four Donuts, Inc.	85	Brandi-Lyn Colacone	No	Brandi-Lyn Colacone	05/06/2016	Follow Up
Four Season's Restaurant	85	Jared Urban	No	Jared Urban	07/11/2016	Follow Up
Freeway Car Wash	97	Michael McBurney	No	Michael McBurney	04/26/2016	Follow Up
Friendly Laundromat, Inc.	92	Kyle C. Gannon	No	Kyle C. Gannon	05/18/2016	Initial Inspection
Friendly's	85	Brian E. Steere	No	Brian E. Steere	04/27/2016	Follow Up
Froyo World	85	Brandi-Lyn Colacone	No	Brandi-Lyn Colacone	12/13/2016	Follow Up
Fruity Franchise	85	Brandi-Lyn Colacone	No	Brandi-Lyn Colacone	08/24/2016	Follow Up
Fruitzy	71	Brian E. Steere	No	Brian E. Steere	06/03/2016	Follow Up
Fu Ming Chinese Restaurant	85	Jared Urban	No	Jared Urban	01/22/2016	Follow Up
Fuji Chen	85	Kyle C. Gannon	No	Kyle C. Gannon	11/30/2016	Follow Up
Fuji Chen	85	Kyle C. Gannon	No	Kyle C. Gannon	01/20/2016	Follow Up
Fuji Restaurant Group, Inc.	85	Jared Urban	No	Jared Urban	10/17/2016	Follow Up
G. Tanury Plating Company	11	Nathan P. Daggett	Yes	Nathan P. Daggett	12/07/2016	Follow Up
G. Tanury Plating Company	11	Nathan P. Daggett	Yes	Nathan P. Daggett	09/22/2016	Follow Up
G. Tanury Plating Company	11	Nathan P. Daggett	Yes	Kerry M. Britt	09/21/2016	Sample
G. Tanury Plating Company	11	Nathan P. Daggett	Yes	Nathan P. Daggett	05/24/2016	Annual
G. Tanury Plating Company	11	Nathan P. Daggett	Yes	N/A	02/23/2016	Sample
G. Tanury Plating Company	11	Nathan P. Daggett	Yes	Nathan P. Daggett	02/12/2016	Follow Up
G. Tanury Plating Company	11	Nathan P. Daggett	Yes	N/A	01/26/2016	Sample
G. Tanury Plating Company	11	Nathan P. Daggett	Yes	N/A	01/04/2016	Sample
Galvanique (Johnston)	41	Nathan P. Daggett	No	Nathan P. Daggett	12/07/2016	Follow Up
Galvanique (Johnston)	41	Nathan P. Daggett	No	Nathan P. Daggett	06/02/2016	Follow Up
Gano Holdings, LLC	86	Jared Urban	No	Jared Urban	04/13/2016	Follow Up
Gao & Gao, Inc.	74	Brian E. Steere	No	Brian E. Steere	11/01/2016	Initial Inspection

Field's Point
Inspection History - 2016

Company Name	Category	Engineer Assigned	Significant	Inspected By	Date	Inspected Type
Ga-Rel Manufacturing Company	44	Travis Costa	No	Travis Costa	12/13/2016	Follow Up
Ga-Rel Manufacturing Company	44	Travis Costa	No	Travis Costa	09/21/2016	Follow Up
Ga-Rel Manufacturing Company	44	Travis Costa	No	Travis Costa	06/14/2016	Follow Up
Ga-Rel Manufacturing Company	44	Travis Costa	No	Travis Costa	03/11/2016	Follow Up
Genesis Marketing Group - Warren Avenue	42	Katelyn Ludemann	No	Katelyn Ludemann	12/16/2016	Follow Up
Genesis Marketing Group - Warren Avenue	42	Katelyn Ludemann	No	Ian E. Jardin	05/26/2016	Follow Up
Geneva Diner	85	Brandi-Lyn Colacone	No	Brandi-Lyn Colacone	03/16/2016	Follow Up
Geoff's Superlative Sandwiches - Benefit	85	Michael McBurney	No	Michael McBurney	05/03/2016	Follow Up
Gepetto's	71	Kyle C. Gannon	No	Kyle C. Gannon	03/03/2016	Follow Up
GIFU Providence, Inc.	85	Kyle C. Gannon	No	Kyle C. Gannon	01/20/2016	Follow Up
Gilbane Building Company	53	Jared Urban	No	Jared Urban	12/15/2016	Follow Up
Gilbane Building Company	53	Jared Urban	No	Jared Urban	06/15/2016	Follow Up
Godiva Chocolatier	85	Kyle C. Gannon	No	Kyle C. Gannon	01/20/2016	Follow Up
Golden Crest Nursing Centre	86	Jared Urban	No	Jared Urban	05/11/2016	Follow Up
Golden Crest Nursing Centre	86	Jared Urban	No	Jared Urban	03/23/2016	Follow Up
Golden Palace Chinese Restaurant	71	Brandi-Lyn Colacone	No	Brandi-Lyn Colacone	11/10/2016	Follow Up
Golden Pot, Inc.	85	Jared Urban	No	Jared Urban	04/14/2016	Follow Up
Golden Pot, Inc.	85	Jared Urban	No	Jared Urban	03/08/2016	Initial Inspection
Gothic Pewter LLC	43	Nathan P. Daggett	No	Nathan P. Daggett	11/29/2016	Follow Up
Gothic Pewter LLC	43	Nathan P. Daggett	No	Nathan P. Daggett	06/06/2016	Follow Up
GP Masonry	60	Brian E. Steere	No	Brian E. Steere	03/01/2016	Initial Inspection
GQS Providence, Inc.	85	Jared Urban	No	Jared Urban	10/12/2016	Initial Inspection
GQS Providence, Inc.	85	Jared Urban	No	Jared Urban	05/25/2016	Meeting
GQS Providence, Inc.	85	Jared Urban	No	Jared Urban	05/18/2016	Meeting
Grace Church	60	Kyle C. Gannon	No	Kyle C. Gannon	05/26/2016	Initial Inspection
Greco Brothers Inc.	27	Nathan P. Daggett	No	Nathan P. Daggett	11/29/2016	Follow Up
Greco Brothers Inc.	27	Nathan P. Daggett	No	Nathan P. Daggett	06/09/2016	Follow Up
Green Apple	85	Michael McBurney	No	Michael McBurney	12/30/2016	Follow Up
Green Apple	85	Michael McBurney	No	Michael McBurney	01/29/2016	Initial Inspection
Green Basil Thai Restaurant	85	Brian E. Steere	No	Brian E. Steere	05/12/2016	Follow Up
Green Basil Thai Restaurant	85	Brian E. Steere	No	Brian E. Steere	03/11/2016	Follow Up
Greystone Auto Center	97	Katelyn Ludemann	No	Ian E. Jardin	06/20/2016	Follow Up
Greystone Auto Center	97	Katelyn Ludemann	No	Ian E. Jardin	06/10/2016	Follow Up
Greystone Auto Center	97	Katelyn Ludemann	No	Ian E. Jardin	04/20/2016	Follow Up
Guido Murphy, Inc.	85	Michael McBurney	No	Michael McBurney	08/29/2016	Follow Up
H and A Kitchen	85	Brandi-Lyn Colacone	No	Brandi-Lyn Colacone	10/25/2016	Follow Up
H and A Kitchen	85	Brandi-Lyn Colacone	No	Brandi-Lyn Colacone	03/16/2016	Follow Up
H&S Management, LLC	85	Brian E. Steere	No	Brian E. Steere	04/27/2016	Follow Up
HABC, LLC	85	Jared Urban	No	Jared Urban	11/21/2016	Follow Up
Hacienda, Inc.	71	Brandi-Lyn Colacone	No	Brandi-Lyn Colacone	03/24/2016	Follow Up
Half Way Tree Jamaican Cuisine & Rumbar	60	Jared Urban	No	Jared Urban	02/17/2016	Initial Inspection
Hamov- Hotov LLC	85	Jared Urban	No	Jared Urban	08/02/2016	Initial Inspection
Harrison Casting	51	Nathan P. Daggett	No	Nathan P. Daggett	12/07/2016	Follow Up
Harrison Casting	51	Nathan P. Daggett	No	Nathan P. Daggett	06/02/2016	Follow Up
Hartford Laundromat, Inc.	92	Jared Urban	No	Jared Urban	07/26/2016	Follow Up
Haruki East Ltd.	85	Brandi-Lyn Colacone	No	Brandi-Lyn Colacone	08/12/2016	Follow Up
Hei Place	85	Jared Urban	No	Jared Urban	11/29/2016	Follow Up
Hillview Auto Body	97	Katelyn Ludemann	No	N/A	10/18/2016	Sample
Hillview Auto Body	97	Katelyn Ludemann	No	N/A	04/13/2016	Sample
HNR, LLC	85	Brandi-Lyn Colacone	No	Brandi-Lyn Colacone	05/19/2016	Follow Up
Hobbs Brook Management LLC	86	Kyle C. Gannon	No	Kyle C. Gannon	04/26/2016	Follow Up
Hobbs Brook Management, LLC	86	Kyle C. Gannon	No	Kyle C. Gannon	04/26/2016	Follow Up
Home and Hospice Care of Rhode Island	86	Kyle C. Gannon	No	Kyle C. Gannon	11/21/2016	Follow Up
Hometown Pizza and Subs	85	Kyle C. Gannon	No	Kyle C. Gannon	10/31/2016	Follow Up
Hope Creamery	85	Brian E. Steere	No	Brian E. Steere	08/05/2016	Follow Up
Hope Creamery	85	Brian E. Steere	No	Brian E. Steere	07/07/2016	Follow Up
Hope Street KFC Inc.	85	Jared Urban	No	Jared Urban	10/17/2016	Follow Up
Hope Street Pizza	85	Michael McBurney	No	Michael McBurney	10/07/2016	Initial Inspection
Hot Club	85	Jared Urban	No	Jared Urban	06/29/2016	Initial Inspection
Howard Silverman	60	Kyle C. Gannon	No	Kyle C. Gannon	05/31/2016	Initial Inspection
Hudson Services, Inc.	92	Brian E. Steere	No	Brian E. Steere	02/04/2016	Follow Up
Hudson Street Deli, LLC	85	Brian E. Steere	No	Brian E. Steere	11/29/2016	Initial Inspection
Hurd Auto Mall LLC	97	Michael McBurney	No	Michael McBurney	06/22/2016	Initial Inspection
Hussaini & Banai Bros of P.P. LLC	85	Michael McBurney	No	Michael McBurney	01/20/2016	Follow Up
I Heart Cakes	71	Brian E. Steere	No	Brian E. Steere	02/15/2016	Follow Up
I. Broomfield & Son, Inc.	41	Nathan P. Daggett	No	Nathan P. Daggett	11/29/2016	Follow Up
I. Broomfield & Son, Inc.	41	Nathan P. Daggett	No	Nathan P. Daggett	06/09/2016	Follow Up

Field's Point
Inspection History - 2016

Company Name	Category	Engineer Assigned	Significant	Inspected By	Date	Inspected Type
Ice Lounge, Inc.	71	Brian E. Steere	No	Brian E. Steere	06/03/2016	Follow Up
Ideal Plating & Polishing Co., Inc.	11	Nathan P. Daggett	Yes	Nathan P. Daggett	12/08/2016	Follow Up
Ideal Plating & Polishing Co., Inc.	11	Nathan P. Daggett	Yes	Kerry M. Britt	09/20/2016	Sample
Ideal Plating & Polishing Co., Inc.	11	Nathan P. Daggett	Yes	Nathan P. Daggett	09/08/2016	Follow Up
Ideal Plating & Polishing Co., Inc.	11	Nathan P. Daggett	Yes	Nathan P. Daggett	06/15/2016	Follow Up
Ideal Plating & Polishing Co., Inc.	11	Nathan P. Daggett	Yes	Nathan P. Daggett	02/04/2016	Annual
Ideal Plating & Polishing Co., Inc.	11	Nathan P. Daggett	Yes	N/A	01/20/2016	Sample
IGT	85	Brandi-Lyn Colacone	No	Brandi-Lyn Colacone	11/15/2016	Follow Up
India House Inc.	85	Brandi-Lyn Colacone	No	Brandi-Lyn Colacone	10/25/2016	Follow Up
India Restaurant	85	Michael McBurney	No	Michael McBurney	07/27/2016	Follow Up
Induplate LLC	11	Katelyn Ludemann	Yes	Katelyn Ludemann	12/16/2016	Follow Up
Induplate LLC	11	Katelyn Ludemann	Yes	N/A	08/16/2016	Sample
Induplate LLC	11	Katelyn Ludemann	Yes	Ian E. Jardin	05/26/2016	Follow Up
Induplate LLC	11	Katelyn Ludemann	Yes	Ian E. Jardin	02/03/2016	Annual
Induplate LLC	11	Katelyn Ludemann	Yes	N/A	01/05/2016	Sample
Industrial Lane Johnston	78	Nathan Dean	No	Abigail Bernier	02/23/2016	Industrial Area
Industrial Lane Johnston	78	Nathan Dean	No	Michael McBurney	02/23/2016	Industrial Area
International Chromium Plating	11	Nathan P. Daggett	Yes	Nathan P. Daggett	12/08/2016	Follow Up
International Chromium Plating	11	Nathan P. Daggett	Yes	Nathan P. Daggett	11/03/2016	Annual
International Chromium Plating	11	Nathan P. Daggett	Yes	Kerry M. Britt	09/21/2016	Sample
International Chromium Plating	11	Nathan P. Daggett	Yes	Nathan P. Daggett	06/09/2016	Follow Up
International Chromium Plating	11	Nathan P. Daggett	Yes	Nathan P. Daggett	03/23/2016	Follow Up
International Chromium Plating	11	Nathan P. Daggett	Yes	N/A	01/26/2016	Sample
International Etching, Inc.	11	Nathan P. Daggett	Yes	Nathan P. Daggett	12/12/2016	Follow Up
International Etching, Inc.	11	Nathan P. Daggett	Yes	Kerry M. Britt	09/26/2016	Sample
International Etching, Inc.	11	Nathan P. Daggett	Yes	Nathan P. Daggett	09/19/2016	Follow Up
International Etching, Inc.	11	Nathan P. Daggett	Yes	Nathan P. Daggett	06/14/2016	Follow Up
International Etching, Inc.	11	Nathan P. Daggett	Yes	Nathan P. Daggett	04/26/2016	Annual
International Etching, Inc.	11	Nathan P. Daggett	Yes	N/A	01/26/2016	Sample
International Insignia Corporation	11	Katelyn Ludemann	Yes	Katelyn Ludemann	12/06/2016	Follow Up
International Insignia Corporation	11	Katelyn Ludemann	Yes	N/A	11/03/2016	Sample
International Insignia Corporation	11	Katelyn Ludemann	Yes	Katelyn Ludemann	10/13/2016	Sample
International Insignia Corporation	11	Katelyn Ludemann	Yes	Abigail Bernier	10/12/2016	Annual
International Insignia Corporation	11	Katelyn Ludemann	Yes	Ian E. Jardin	05/25/2016	Follow Up
International Insignia Corporation	11	Katelyn Ludemann	Yes	N/A	04/07/2016	Sample
International Insignia Corporation	11	Katelyn Ludemann	Yes	Ian E. Jardin	04/06/2016	Follow Up
Ira Green, Inc.	11	Nathan P. Daggett	Yes	Nathan P. Daggett	12/05/2016	Follow Up
Ira Green, Inc.	11	Nathan P. Daggett	Yes	N/A	10/18/2016	Sample
Ira Green, Inc.	11	Nathan P. Daggett	Yes	Nathan P. Daggett	09/08/2016	Follow Up
Ira Green, Inc.	11	Nathan P. Daggett	Yes	Nathan P. Daggett	06/23/2016	Follow Up
Ira Green, Inc.	11	Nathan P. Daggett	Yes	Nathan P. Daggett	05/26/2016	Follow Up
Ira Green, Inc.	11	Nathan P. Daggett	Yes	N/A	05/26/2016	Sample
Ira Green, Inc.	11	Nathan P. Daggett	Yes	Nathan P. Daggett	04/07/2016	Annual
Ira Green, Inc.	11	Nathan P. Daggett	Yes	N/A	01/07/2016	Sample
Istanbul Gourmet Market, LLC	82	Brandi-Lyn Colacone	No	Brandi-Lyn Colacone	11/15/2016	Follow Up
Italia, LLC	85	Brandi-Lyn Colacone	No	Brandi-Lyn Colacone	03/02/2016	Follow Up
Italia, LLC	85	Brandi-Lyn Colacone	No	Brandi-Lyn Colacone	01/26/2016	Follow Up
Italian Dessert Service Import, Inc.	85	Brandi-Lyn Colacone	No	Brandi-Lyn Colacone	08/01/2016	Initial Inspection
Italian Dessert Service Import, Inc.	85	Brandi-Lyn Colacone	No	Brandi-Lyn Colacone	07/05/2016	Follow Up
Item Holdings, LLC	49	Katelyn Ludemann	No	Katelyn Ludemann	12/07/2016	Follow Up
Item Holdings, LLC	49	Katelyn Ludemann	No	Ian E. Jardin	06/14/2016	Follow Up
Izzi Orthodontics	94	Travis Costa	No	Travis Costa	11/21/2016	Follow Up
J & M Convenience Store	85	Jared Urban	No	Jared Urban	06/28/2016	Follow Up
J & W Xavier Academics Center	86	Michael McBurney	No	Michael McBurney	08/09/2016	Initial Inspection
J.H. Realty	53	Travis Costa	No	Travis Costa	12/01/2016	Follow Up
J.H. Realty	53	Travis Costa	No	Travis Costa	06/08/2016	Follow Up
J.H. Realty	53	Travis Costa	No	Travis Costa	05/10/2016	Follow Up
J.M.V. Pizza & Subs	85	Michael McBurney	No	Michael McBurney	09/28/2016	Follow Up
J.T.O. AAMCO, Inc.	42	Travis Costa	No	Travis Costa	12/19/2016	Follow Up
J.T.O. AAMCO, Inc.	42	Travis Costa	No	Travis Costa	10/06/2016	Follow Up
J.T.O. AAMCO, Inc.	42	Travis Costa	No	Travis Costa	06/06/2016	Follow Up
J.T.O. AAMCO, Inc.	42	Travis Costa	No	Travis Costa	04/21/2016	Follow Up
JAAR Realty, LLC	85	Michael McBurney	No	Michael McBurney	07/05/2016	Initial Inspection
Jacky's Galaxie Restaurant	71	Brian E. Steere	No	Brian E. Steere	05/24/2016	Follow Up
Jains's Laundry, Inc.	92	Kyle C. Gannon	No	Kyle C. Gannon	03/31/2016	Follow Up
JAMRA, Inc.	85	Travis Costa	No	Travis Costa	08/18/2016	Follow Up
Jan Co Central, Inc.	85	Brandi-Lyn Colacone	No	Brandi-Lyn Colacone	08/11/2016	Follow Up

Field's Point
Inspection History - 2016

Company Name	Category	Engineer Assigned	Significant	Inspected By	Date	Inspected Type
Jan Co. Inc.	85	Brandi-Lyn Colacone	No	Brandi-Lyn Colacone	05/06/2016	Follow Up
Jan Co. Central, Inc.	85	Brandi-Lyn Colacone	No	Brandi-Lyn Colacone	05/11/2016	Follow Up
Janu Two, Inc.	81	Brian E. Steere	No	Brian E. Steere	03/30/2016	Follow Up
Janu Two, Inc.	81	Brian E. Steere	No	Brian E. Steere	01/07/2016	Initial Inspection
Jaques, Ltd.	85	Brandi-Lyn Colacone	No	Brandi-Lyn Colacone	01/20/2016	Follow Up
JC Gorham Co.	41	Katelyn Ludemann	No	Abigail Bernier	10/03/2016	Follow Up
JC Gorham Co.	41	Katelyn Ludemann	No	Ian E. Jardin	06/14/2016	Follow Up
JC Gorham Co.	41	Katelyn Ludemann	No	Ian E. Jardin	02/04/2016	Follow Up
JERA Providence LLC	74	Michael McBurney	No	Michael McBurney	01/20/2016	Initial Inspection
Jiang Li, LLC	92	Jared Urban	No	Jared Urban	01/22/2016	Follow Up
JJ Group, Inc.	85	Brandi-Lyn Colacone	No	Brandi-Lyn Colacone	11/03/2016	Follow Up
JLC Foods, Inc.	85	Jared Urban	No	Jared Urban	09/26/2016	Follow Up
JMA Inc.	85	Jared Urban	No	Jared Urban	01/14/2016	Follow Up
Joest LLC	85	Michael McBurney	No	Michael McBurney	12/30/2016	Initial Inspection
John T. A. Romano DDS, Inc.	94	Brandi-Lyn Colacone	No	Brandi-Lyn Colacone	04/19/2016	Follow Up
Johnston Donuts Inc.	85	Brandi-Lyn Colacone	No	Brandi-Lyn Colacone	12/21/2016	Follow Up
Johnston Family Dentistry	94	Brandi-Lyn Colacone	No	Brandi-Lyn Colacone	05/02/2016	Follow Up
Johnston Senior Center	86	Jared Urban	No	Jared Urban	03/31/2016	Follow Up
Johnston Taco, LLC	85	Michael McBurney	No	Michael McBurney	08/30/2016	Follow Up
Jon Roc Linc	85	Brandi-Lyn Colacone	No	Brandi-Lyn Colacone	07/12/2016	Follow Up
Jozon Enterprises, Inc.	85	Jared Urban	No	Jared Urban	07/26/2016	Follow Up
JPL Enterprises, LLC	81	Jared Urban	No	Jared Urban	08/03/2016	Meeting
JPL Enterprises, LLC	81	Jared Urban	No	Jared Urban	07/11/2016	Follow Up
JRB LLC	85	Brian E. Steere	No	Brian E. Steere	04/04/2016	Follow Up
JR's Providence, LLC	85	Michael McBurney	No	Michael McBurney	07/12/2016	Initial Inspection
JTMJ, LLC	81	Jared Urban	No	Jared Urban	10/26/2016	Follow Up
JTMJ, LLC (Kennedy Plaza)	85	Jared Urban	No	Jared Urban	10/26/2016	Initial Inspection
JTMJ, LLC (Kennedy Plaza)	85	Jared Urban	No	Jared Urban	08/29/2016	Meeting
Karaoke Box	85	Brian E. Steere	No	Brian E. Steere	12/15/2016	Follow Up
KB Surfaces	72	Katelyn Ludemann	No	Abigail Bernier	09/19/2016	Follow Up
KB Surfaces	72	Katelyn Ludemann	No	Ian E. Jardin	06/02/2016	Follow Up
Kelly's Car Wash, Inc.	97	Michael McBurney	No	Michael McBurney	08/29/2016	Follow Up
Ken Rocha Collision, LLC	97	Brandi-Lyn Colacone	No	Brandi-Lyn Colacone	10/13/2016	Follow Up
Kentucky Fried Chicken (Johnston)	85	Jared Urban	No	Jared Urban	11/29/2016	Follow Up
Khoo Kitchen	85	Michael McBurney	No	Michael McBurney	11/30/2016	Follow Up
Killingly Industrial Area	78	Nathan Dean	No	Kyle C. Gannon	04/28/2016	Industrial Area
Killingly Industrial Area	78	Nathan Dean	No	Travis Costa	04/28/2016	Industrial Area
King Restaurant, Inc.	85	Kyle C. Gannon	No	Kyle C. Gannon	08/17/2016	Follow Up
Knead Doughnuts	85	Michael McBurney	No	Michael McBurney	12/28/2016	Follow Up
Koi Japanese Restaurant	85	Jared Urban	No	Jared Urban	07/26/2016	Meeting
Koi Japanese Restaurant	85	Jared Urban	No	Jared Urban	06/14/2016	Follow Up
Koi Japanese Restaurant	85	Jared Urban	No	Jared Urban	03/31/2016	Follow Up
Kozy Group, LLC	85	Brian E. Steere	No	Brian E. Steere	03/07/2016	Initial Inspection
KVRH Foods Inc.	85	Brandi-Lyn Colacone	No	Brandi-Lyn Colacone	08/11/2016	Follow Up
L T Treats, Inc.	85	Kyle C. Gannon	No	Kyle C. Gannon	01/20/2016	Follow Up
La Artesa Bakery Inc.	81	Jared Urban	No	Jared Urban	09/20/2016	Initial Inspection
La Artesa Bakery Inc.	81	Jared Urban	No	Jared Urban	06/15/2016	Meeting
La Artesa Bakery Inc.	81	Jared Urban	No	Jared Urban	06/13/2016	Meeting
La Broa Pizza	74	Brian E. Steere	No	Brian E. Steere	11/09/2016	Follow Up
La Broa Pizza	74	Brian E. Steere	No	Brian E. Steere	08/17/2016	Initial Inspection
La Gran Parada	85	Brian E. Steere	No	Brian E. Steere	11/22/2016	Follow Up
La Gran Parada	85	Brian E. Steere	No	Brian E. Steere	08/16/2016	Follow Up
La Lin Enterprises, Inc.	92	Brian E. Steere	No	Brian E. Steere	12/13/2016	Follow Up
La Lupita	85	Jared Urban	No	Jared Urban	11/29/2016	Follow Up
La Mei Hot Pot	85	Jared Urban	No	Jared Urban	01/05/2016	Follow Up
La Mocana Cafeteria Restaurant Corp.	71	Jared Urban	No	Jared Urban	01/06/2016	Follow Up
La Poblanita Carniceria Mexicana	81	Katelyn Ludemann	No	Abigail Bernier	09/20/2016	Follow Up
La Poblanita Carniceria Mexicana	81	Katelyn Ludemann	No	Ian E. Jardin	06/01/2016	Follow Up
La Poblanita Carniceria Mexicana	81	Katelyn Ludemann	No	Ian E. Jardin	05/27/2016	Follow Up
La Poblanita Carniceria Mexicana	81	Katelyn Ludemann	No	Ian E. Jardin	05/19/2016	Follow Up
La Poblanita Carniceria Mexicana	81	Katelyn Ludemann	No	Nathan Dean	05/16/2016	Meeting
La Poblanita Carniceria Mexicana	81	Katelyn Ludemann	No	Ian E. Jardin	04/28/2016	Follow Up
La Poblanita Carniceria Mexicana	81	Katelyn Ludemann	No	Ian E. Jardin	03/18/2016	Follow Up
La Roca Restaurant	74	Jared Urban	No	Jared Urban	11/21/2016	Initial Inspection
La Rubia Cafeteria	85	Brandi-Lyn Colacone	No	Brandi-Lyn Colacone	06/28/2016	Follow Up
La Rubia Cafeteria	85	Brandi-Lyn Colacone	No	Brandi-Lyn Colacone	02/16/2016	Follow Up
La Rueda Restaurant	85	Jared Urban	No	Jared Urban	05/26/2016	Follow Up

Field's Point
Inspection History - 2016

Company Name	Category	Engineer Assigned	Significant	Inspected By	Date	Inspected Type
La Rueda Restaurant	85	Jared Urban	No	Jared Urban	05/10/2016	Follow Up
La Rueda Restaurant	85	Jared Urban	No	Jared Urban	01/06/2016	Initial Inspection
Ladder 133 Bar and Grill	85	Jared Urban	No	Jared Urban	06/24/2016	Follow Up
Lanni Restaurant Group, LLC	85	Jared Urban	No	Jared Urban	10/26/2016	Follow Up
LaSalle Bakery	85	Brandi-Lyn Colacone	No	Brandi-Lyn Colacone	10/06/2016	Initial Inspection
LaSalle Donuts Inc.	85	Brian E. Steere	No	Brian E. Steere	10/21/2016	Follow Up
Laundromax - 1315 Broad Street, LLC	92	Brian E. Steere	No	Brian E. Steere	03/07/2016	Follow Up
Laundromax - 932 Atwells Ave LLC	92	Brian E. Steere	No	Brian E. Steere	02/18/2016	Follow Up
Laundry Club	92	Jared Urban	No	Jared Urban	12/21/2016	Follow Up
Laurelmead Cooperative Inc.	86	Kyle C. Gannon	No	Kyle C. Gannon	10/28/2016	Follow Up
LC Enterprises Inc.	85	Brandi-Lyn Colacone	No	Brandi-Lyn Colacone	06/07/2016	Initial Inspection
LC Enterprises Inc.	85	Brandi-Lyn Colacone	No	Brandi-Lyn Colacone	04/27/2016	Initial Inspection
LCP Providence Hotel Investment	86	Jared Urban	No	Jared Urban	07/14/2016	Initial Inspection
Lifespan	94	Katelyn Ludemann	No	Ian E. Jardin	05/17/2016	Initial Inspection
Lima Subs, LLC	85	Brandi-Lyn Colacone	No	Brandi-Lyn Colacone	08/17/2016	Follow Up
L'Image	42	Kyle C. Gannon	No	Kyle C. Gannon	12/07/2016	Follow Up
L'Image	42	Kyle C. Gannon	No	Kyle C. Gannon	06/23/2016	Follow Up
Liquid LLC	85	Jared Urban	No	Jared Urban	04/21/2016	Follow Up
Livi's Pocket LLC	85	Jared Urban	No	Jared Urban	12/21/2016	Follow Up
LNP Enterprises, Inc.	85	Michael McBurney	No	Michael McBurney	11/29/2016	Follow Up
Lola's Cantina LLC	71	Michael McBurney	No	Michael McBurney	07/06/2016	Follow Up
Long Live Beerworks	89	Brian E. Steere	No	Brian E. Steere	05/11/2016	Follow Up
Los Andes Restaurant	85	Brandi-Lyn Colacone	No	Brandi-Lyn Colacone	12/12/2016	Follow Up
Los Andes Restaurant	85	Brandi-Lyn Colacone	No	Brandi-Lyn Colacone	06/07/2016	Follow Up
Los Andes Restaurant	85	Brandi-Lyn Colacone	No	Brandi-Lyn Colacone	02/10/2016	Follow Up
Louis Family Restaurant	85	Brian E. Steere	No	Brian E. Steere	06/13/2016	Follow Up
Louis Family Restaurant	85	Brian E. Steere	No	Brian E. Steere	04/06/2016	Follow Up
Lovera VIP	85	Brian E. Steere	No	Brian E. Steere	11/28/2016	Meeting
Lovera VIP	85	Brian E. Steere	No	Brian E. Steere	08/05/2016	Initial Inspection
Lucky Kitchen	85	Kyle C. Gannon	No	Kyle C. Gannon	09/29/2016	Follow Up
Lucky Station BBQ Restaurant	71	Jared Urban	No	Jared Urban	03/08/2016	Follow Up
Lucky Zhu, LLC	71	Kyle C. Gannon	No	Kyle C. Gannon	04/06/2016	Follow Up
Luigi's Restaurant & Gourmet Express	85	Kyle C. Gannon	No	Kyle C. Gannon	04/29/2016	Follow Up
LUXURY CLEANERS	60	Abigail Bernier	No	Brian E. Steere	10/21/2016	Follow Up
M. G. Motors Inc.	97	Michael McBurney	No	Michael McBurney	12/19/2016	Follow Up
Mac-Gray Services, Inc.	92	Michael McBurney	No	Michael McBurney	08/30/2016	Follow Up
Magna Spirits, Inc.	85	Kyle C. Gannon	No	Kyle C. Gannon	02/22/2016	Follow Up
Mahr Federal Inc	52	Nathan P. Daggett	No	Nathan P. Daggett	12/05/2016	Follow Up
Mahr Federal Inc	52	Nathan P. Daggett	No	Nathan P. Daggett	06/15/2016	Follow Up
Mahr Federal Inc.	11	Nathan P. Daggett	Yes	Nathan P. Daggett	12/05/2016	Follow Up
Mahr Federal Inc.	11	Nathan P. Daggett	Yes	N/A	10/27/2016	Sample
Mahr Federal Inc.	11	Nathan P. Daggett	Yes	Nathan P. Daggett	06/15/2016	Annual
Mahr Federal Inc.	11	Nathan P. Daggett	Yes	N/A	04/12/2016	Sample
Mahr Federal Inc.	11	Nathan P. Daggett	Yes	Nathan P. Daggett	03/10/2016	Follow Up
Mainelli Tool & Die, Inc.	42	Nathan P. Daggett	No	Nathan P. Daggett	11/29/2016	Follow Up
Mainelli Tool & Die, Inc.	42	Nathan P. Daggett	No	Nathan P. Daggett	06/07/2016	Follow Up
Mark Precision, Inc.	42	Katelyn Ludemann	No	Katelyn Ludemann	12/19/2016	Follow Up
Mark Precision, Inc.	42	Katelyn Ludemann	No	Ian E. Jardin	06/14/2016	Follow Up
Markos Automotive	97	Travis Costa	No	Travis Costa	09/21/2016	Follow Up
Markos Automotive	97	Travis Costa	No	Travis Costa	07/22/2016	Follow Up
Martinelli Brothers LLC	81	Brian E. Steere	No	Brian E. Steere	12/13/2016	Follow Up
Martinelli Brothers LLC	81	Brian E. Steere	No	Brian E. Steere	05/24/2016	Follow Up
Maru-Ken, Inc.	85	Brandi-Lyn Colacone	No	Brandi-Lyn Colacone	03/08/2016	Initial Inspection
Masala Indian Cuisine	85	Brandi-Lyn Colacone	No	Brandi-Lyn Colacone	09/22/2016	Follow Up
Maya Bakery	81	Brian E. Steere	No	Brian E. Steere	06/15/2016	Follow Up
McAuley House	85	Brandi-Lyn Colacone	No	Brandi-Lyn Colacone	12/28/2016	Follow Up
McCormick & Schmick Restaurant	85	Jared Urban	No	Jared Urban	09/27/2016	Follow Up
McCormick & Schmick Restaurant	85	Jared Urban	No	Jared Urban	07/14/2016	Follow Up
McDonalds - Branch Avenue	85	Michael McBurney	No	Michael McBurney	04/14/2016	Follow Up
MCM Technologies	24	Michael McBurney	No	Michael McBurney	12/21/2016	Follow Up
Meast, LLC	74	Jared Urban	No	Jared Urban	10/20/2016	Initial Inspection
Mekong Market	81	Michael McBurney	No	Michael McBurney	03/31/2016	Follow Up
Meller Optics, Inc.	27	Travis Costa	No	Travis Costa	12/16/2016	Follow Up
Meller Optics, Inc.	27	Travis Costa	No	Travis Costa	11/02/2016	Follow Up
Meller Optics, Inc.	27	Travis Costa	No	Travis Costa	06/14/2016	Follow Up
Meller Optics, Inc.	27	Travis Costa	No	Travis Costa	04/11/2016	Follow Up
Metallurgical Solutions, Inc.	11	Kyle C. Gannon	Yes	Kyle C. Gannon	12/20/2016	Follow Up

Field's Point
Inspection History - 2016

Company Name	Category	Engineer Assigned	Significant	Inspected By	Date	Inspected Type
Metallurgical Solutions, Inc.	11	Kyle C. Gannon	Yes	N/A	09/16/2016	Sample
Metallurgical Solutions, Inc.	11	Kyle C. Gannon	Yes	Kyle C. Gannon	08/31/2016	Annual
Metallurgical Solutions, Inc.	11	Kyle C. Gannon	Yes	Kyle C. Gannon	06/09/2016	Follow Up
Metallurgical Solutions, Inc.	11	Kyle C. Gannon	Yes	N/A	03/22/2016	Sample
Metallurgical Solutions, Inc.	11	Kyle C. Gannon	Yes	Kyle C. Gannon	02/19/2016	Follow Up
Mi Esquina Restaurant	85	Brian E. Steere	No	Brian E. Steere	02/15/2016	Follow Up
Mi Guatemala Restaurant	85	Brian E. Steere	No	Brian E. Steere	02/18/2016	Follow Up
Mill Street Industrial Area	78	Nathan Dean	No	Jared Urban	07/18/2016	Industrial Area
Mill Street Industrial Area	78	Nathan Dean	No	Nathan P. Daggett	07/18/2016	Industrial Area
Minervas Pizza	85	Brian E. Steere	No	Brian E. Steere	08/05/2016	Follow Up
Minetin Frozen Yogurt	85	Brian E. Steere	No	Brian E. Steere	01/20/2016	Follow Up
Miriam Hospital	90	Katelyn Ludemann	No	Nathan P. Daggett	08/11/2016	Follow Up
Miriam Hospital - Collyer Street	94	Katelyn Ludemann	No	Ian E. Jardin	05/17/2016	Initial Inspection
Miriam Hospital - Rise Building	95	Katelyn Ludemann	No	Nathan P. Daggett	08/11/2016	Follow Up
Miriam Hospital - West River Road	94	Katelyn Ludemann	No	Ian E. Jardin	05/17/2016	Initial Inspection
Monahan-Drabble-Sherman	96	Brandi-Lyn Colacone	No	Brandi-Lyn Colacone	02/02/2016	Follow Up
Monarch Metal Finishing Co. - Aurora St.	11	Abigail Bernier	Yes	Abigail Bernier	12/07/2016	Annual
Monarch Metal Finishing Co. - Aurora St.	11	Abigail Bernier	Yes	Kerry M. Britt	09/21/2016	Sample
Monarch Metal Finishing Co. - Aurora St.	11	Abigail Bernier	Yes	Abigail Bernier	06/17/2016	Follow Up
Monarch Metal Finishing Co. - Aurora St.	11	Abigail Bernier	Yes	Abigail Bernier	02/29/2016	Follow Up
Monarch Metal Finishing Co. - Aurora St.	11	Abigail Bernier	Yes	N/A	02/11/2016	Sample
Monarch Metal Finishing, Inc.	11	Katelyn Ludemann	Yes	Katelyn Ludemann	12/13/2016	Follow Up
Monarch Metal Finishing, Inc.	11	Katelyn Ludemann	Yes	N/A	09/13/2016	Sample
Monarch Metal Finishing, Inc.	11	Katelyn Ludemann	Yes	Ian E. Jardin	05/25/2016	Follow Up
Monarch Metal Finishing, Inc.	11	Katelyn Ludemann	Yes	Ian E. Jardin	03/23/2016	Annual
Monarch Metal Finishing, Inc.	11	Katelyn Ludemann	Yes	Kerry M. Britt	03/01/2016	Sample
Monarch Metal Finishing, Inc.	11	Katelyn Ludemann	Yes	Ian E. Jardin	01/21/2016	Follow Up
Moody Machine Products, Inc.	21	Travis Costa	No	Travis Costa	12/01/2016	Follow Up
Moody Machine Products, Inc.	21	Travis Costa	No	Travis Costa	06/06/2016	Follow Up
Moody Machine Products, Inc.	21	Travis Costa	No	Travis Costa	04/20/2016	Follow Up
Moon Tide Dyers	23	Brian E. Steere	No	Brian E. Steere	12/30/2016	Follow Up
Moon Tide Dyers	23	Brian E. Steere	No	Brian E. Steere	06/13/2016	Follow Up
Moran Transportation Industries, Inc.	52	Nathan P. Daggett	No	Nathan P. Daggett	11/23/2016	Follow Up
Moran Transportation Industries, Inc.	52	Nathan P. Daggett	No	Nathan P. Daggett	06/14/2016	Follow Up
Morgan Mill Metals, LLC	41	Katelyn Ludemann	No	Katelyn Ludemann	12/09/2016	Follow Up
Morgan Mill Metals, LLC	41	Katelyn Ludemann	No	Ian E. Jardin	06/02/2016	Follow Up
Moses Brown School	86	Brandi-Lyn Colacone	No	Brandi-Lyn Colacone	06/30/2016	Follow Up
Motiva Enterprises, LLC	37	Travis Costa	No	Travis Costa	12/16/2016	Follow Up
Motiva Enterprises, LLC	37	Travis Costa	No	Travis Costa	06/01/2016	Follow Up
Mozzarella's of North Providence, Inc.	85	Kyle C. Gannon	No	Kyle C. Gannon	09/29/2016	Follow Up
Mr. Biggs Saloon	85	Brian E. Steere	No	Brian E. Steere	11/01/2016	Follow Up
Mutual Metals/Mutual Cornell	43	Katelyn Ludemann	No	Katelyn Ludemann	12/19/2016	Follow Up
Mutual Metals/Mutual Cornell	43	Katelyn Ludemann	No	Ian E. Jardin	06/14/2016	Follow Up
N.E. Testing Laboratory, Inc.	72	Kyle C. Gannon	No	Kyle C. Gannon	03/22/2016	Follow Up
Nanina's Bakery	81	Michael McBurney	No	Michael McBurney	11/29/2016	Follow Up
Nara, LLC	85	Jared Urban	No	Jared Urban	04/26/2016	Follow Up
Narr. Electric (Allens Ave.)	44	Nathan P. Daggett	No	Nathan P. Daggett	10/24/2016	Follow Up
Narr. Electric (Allens Ave.)	44	Nathan P. Daggett	No	Nathan P. Daggett	06/06/2016	Follow Up
Narragansett Electric - Melrose Chiller	51	Nathan P. Daggett	No	Nathan P. Daggett	10/24/2016	Follow Up
Narragansett Electric - Melrose Chiller	51	Nathan P. Daggett	No	Nathan P. Daggett	06/06/2016	Follow Up
Narragansett Improvement Co.	35	Katelyn Ludemann	No	Katelyn Ludemann	12/08/2016	Follow Up
Narragansett Improvement Co.	35	Katelyn Ludemann	No	Ian E. Jardin	06/09/2016	Follow Up
Narragansett Jewelry	11	Katelyn Ludemann	Yes	Katelyn Ludemann	12/07/2016	Follow Up
Narragansett Jewelry	11	Katelyn Ludemann	Yes	N/A	09/06/2016	Sample
Narragansett Jewelry	11	Katelyn Ludemann	Yes	Ian E. Jardin	05/24/2016	Follow Up
Narragansett Jewelry	11	Katelyn Ludemann	Yes	Ian E. Jardin	02/24/2016	Annual
Narragansett Jewelry	11	Katelyn Ludemann	Yes	N/A	02/04/2016	Sample
Naseeb Corporation	85	Brandi-Lyn Colacone	No	Brandi-Lyn Colacone	11/22/2016	Follow Up
Naseeb Corporation	85	Brandi-Lyn Colacone	No	Brandi-Lyn Colacone	08/18/2016	Follow Up
Naseeb Corporation	85	Brandi-Lyn Colacone	No	Brandi-Lyn Colacone	05/31/2016	Follow Up
National Amusements, Inc.	99	Brian E. Steere	No	Brian E. Steere	01/20/2016	Follow Up
NC Dental, Inc.	94	Travis Costa	No	Travis Costa	03/01/2016	Initial Inspection
New Century Auto Body & Sales	60	Jared Urban	No	Jared Urban	01/26/2016	Follow Up
New China	85	Brian E. Steere	No	Brian E. Steere	03/07/2016	Follow Up
New England Petroleum Terminal, LLC.	59	Brian E. Steere	No	Brian E. Steere	12/19/2016	Follow Up
New England Petroleum Terminal, LLC.	59	Brian E. Steere	No	Brian E. Steere	06/17/2016	Follow Up
New Harvest Coffee	85	Michael McBurney	No	Michael McBurney	12/28/2016	Follow Up

Field's Point
Inspection History - 2016

Company Name	Category	Engineer Assigned	Significant	Inspected By	Date	Inspected Type
New Wing Kee B-B-Q & Poultry	85	Brian E. Steere	No	Brian E. Steere	09/12/2016	Follow Up
NGC INC.	81	Michael McBurney	No	N/A	12/01/2016	Sample
NGC INC.	81	Michael McBurney	No	Michael McBurney	04/26/2016	Sample
Nice Slice	85	Michael McBurney	No	Michael McBurney	07/27/2016	Follow Up
Nick's Auto Body, Inc.	97	Michael McBurney	No	Michael McBurney	10/12/2016	Follow Up
Nicks on Broadway	85	Brian E. Steere	No	Brian E. Steere	04/04/2016	Follow Up
NNC of Rhode Island, Inc.	97	Michael McBurney	No	Michael McBurney	06/03/2016	Follow Up
Noble House	71	Brian E. Steere	No	Brian E. Steere	11/01/2016	Follow Up
Norman Brice Seggel	94	Brandi-Lyn Colacone	No	Brandi-Lyn Colacone	04/11/2016	Follow Up
Northeast Environmental	95	Kyle C. Gannon	No	Kyle C. Gannon	10/25/2016	Follow Up
Northland Environmental LLC	43	Nathan P. Daggett	No	Nathan P. Daggett	10/07/2016	Follow Up
Northland Environmental LLC	43	Nathan P. Daggett	No	Nathan P. Daggett	04/20/2016	Follow Up
Nueva San Salvador Bakery, Inc.	81	Michael McBurney	No	Michael McBurney	04/26/2016	Follow Up
Number One Cleaners	71	Travis Costa	No	Travis Costa	02/26/2016	Follow Up
Number One Cleaners RI 2016, Inc.	92	Travis Costa	No	Travis Costa	09/23/2016	Initial Inspection
Oak 'N' Willow LLC	85	Kyle C. Gannon	No	Kyle C. Gannon	10/27/2016	Initial Inspection
Ocean State Hospitality	71	Travis Costa	No	Travis Costa	09/15/2016	Follow Up
Ocean State Laundry	92	Travis Costa	No	Travis Costa	11/21/2016	Follow Up
Ocean State Metals, Inc.	46	Travis Costa	No	Travis Costa	12/13/2016	Follow Up
Ocean State Metals, Inc.	46	Travis Costa	No	Travis Costa	06/13/2016	Follow Up
Ocean State Metals, Inc.	46	Travis Costa	No	Travis Costa	05/12/2016	Follow Up
Ocean State Peeled Potatoes	81	Kyle C. Gannon	No	N/A	12/07/2016	Sample
Ocean State Peeled Potatoes	81	Kyle C. Gannon	No	Kyle C. Gannon	10/31/2016	Follow Up
Ocean State Peeled Potatoes	81	Kyle C. Gannon	No	Kyle C. Gannon	04/26/2016	Sample
Ocean State Sandwich Company	85	Michael McBurney	No	Michael McBurney	06/08/2016	Follow Up
Ogie's Trailer Park	85	Michael McBurney	No	Michael McBurney	11/29/2016	Follow Up
Old Canteen Restaurant	85	Brandi-Lyn Colacone	No	Brandi-Lyn Colacone	09/22/2016	Follow Up
Olneyville NY System	85	Jared Urban	No	Jared Urban	02/18/2016	Follow Up
Olson & Parent Funeral Home, Inc.	96	Brandi-Lyn Colacone	No	Brandi-Lyn Colacone	11/10/2016	Follow Up
Olympic Pizza	85	Brian E. Steere	No	Brian E. Steere	03/07/2016	Follow Up
Orbit Energy Rhode Island, LLC.	34	Nathan P. Daggett	Yes	Nathan P. Daggett	10/05/2016	Annual
OV's Restaurant	85	Brandi-Lyn Colacone	No	Brandi-Lyn Colacone	09/07/2016	Follow Up
P.F. Chang's China Bistro, Inc.	85	Kyle C. Gannon	No	Kyle C. Gannon	01/20/2016	Follow Up
Panaderia El Paisano	82	Michael McBurney	No	Michael McBurney	01/28/2016	Follow Up
Panaderia El Quetzal, Inc.	81	Brian E. Steere	No	Brian E. Steere	01/21/2016	Follow Up
Panera Bread	85	Brian E. Steere	No	Brian E. Steere	01/20/2016	Follow Up
Papa Gino's	85	Michael McBurney	No	Michael McBurney	08/30/2016	Follow Up
Parkview Bakery Cafe	85	Brandi-Lyn Colacone	No	Brandi-Lyn Colacone	09/16/2016	Initial Inspection
Parkview Bakery Cafe	85	Brandi-Lyn Colacone	No	Brandi-Lyn Colacone	07/25/2016	Meeting
Passionflower, Inc.	85	Michael McBurney	No	Michael McBurney	02/17/2016	Follow Up
Pasta Beach Wayland Square LLC	85	Michael McBurney	No	Michael McBurney	02/24/2016	Meeting
Pastiche	85	Michael McBurney	No	Michael McBurney	09/06/2016	Follow Up
Patterson Park Partners, LLC	85	Michael McBurney	No	Michael McBurney	02/29/2016	Follow Up
Pauly Penta's Italian Deli	85	Jared Urban	No	Jared Urban	04/13/2016	Follow Up
Pepper Dining, Inc.	85	Jared Urban	No	Jared Urban	09/08/2016	Follow Up
Periodontics, Inc.	99	Kyle C. Gannon	No	Kyle C. Gannon	04/26/2016	Follow Up
Persimmon Restaurant, LLC	85	Jared Urban	No	Jared Urban	05/24/2016	Initial Inspection
Persimmon Restaurant, LLC	85	Jared Urban	No	Jared Urban	04/27/2016	Meeting
Pho Horn's Inc.	85	Brian E. Steere	No	Brian E. Steere	07/06/2016	Follow Up
Pierce Manor	86	Jared Urban	No	Jared Urban	12/07/2016	Follow Up
Pilgrim Screw Corporation	11	Katelyn Ludemann	Yes	Katelyn Ludemann	12/13/2016	Follow Up
Pilgrim Screw Corporation	11	Katelyn Ludemann	Yes	N/A	10/31/2016	Sample
Pilgrim Screw Corporation	11	Katelyn Ludemann	Yes	Ian E. Jardin	05/24/2016	Follow Up
Pilgrim Screw Corporation	11	Katelyn Ludemann	Yes	N/A	03/22/2016	Sample
Pilgrim Screw Corporation	11	Katelyn Ludemann	Yes	Ian E. Jardin	03/16/2016	Annual
Pinkberry	85	Brian E. Steere	No	Brian E. Steere	01/20/2016	Follow Up
Pito's Restaurant #2	85	Michael McBurney	No	Michael McBurney	12/13/2016	Follow Up
Pito's Restaurant #2	85	Michael McBurney	No	Michael McBurney	04/26/2016	Follow Up
Pitos Restaurant I	85	Brandi-Lyn Colacone	No	Brandi-Lyn Colacone	11/10/2016	Follow Up
Pizza J	85	Brian E. Steere	No	Brian E. Steere	03/07/2016	Initial Inspection
Pizza Palace	85	Jared Urban	No	Jared Urban	02/09/2016	Follow Up
Pizza Pie Er	85	Michael McBurney	No	Michael McBurney	05/24/2016	Follow Up
Pizza Queen - Smith Street	85	Michael McBurney	No	Michael McBurney	07/20/2016	Follow Up
Pizza Queen - Weybosset Street	85	Jared Urban	No	Jared Urban	12/21/2016	Follow Up
Pocasset Bay Retirement Community	86	Michael McBurney	No	Michael McBurney	10/13/2016	Follow Up
Pocasset Mill Complex	78	Nathan Dean	No	Ian E. Jardin	04/20/2016	Industrial Area
Pocasset Mill Complex	78	Nathan Dean	No	Jared Urban	04/20/2016	Industrial Area

Field's Point
Inspection History - 2016

Company Name	Category	Engineer Assigned	Significant	Inspected By	Date	Inspected Type
Popeye's Chicken	85	Kyle C. Gannon	No	Kyle C. Gannon	02/11/2016	Follow Up
Popeye's Chicken and Biscuits	85	Brian E. Steere	No	Brian E. Steere	01/20/2016	Follow Up
Port of Providence	78	Nathan Dean	No	Abigail Bernier	04/06/2016	Industrial Area
Port of Providence	78	Nathan Dean	No	Michael McBurney	04/06/2016	Industrial Area
Portion Meat Associates	81	Michael McBurney	No	Michael McBurney	04/26/2016	Follow Up
Portland Transmission Co.	42	Kyle C. Gannon	No	Kyle C. Gannon	12/21/2016	Follow Up
Portland Transmission Co.	42	Kyle C. Gannon	No	Kyle C. Gannon	06/29/2016	Follow Up
Pranzi Catering	85	Jared Urban	No	Jared Urban	11/29/2016	Follow Up
PRI I	85	Michael McBurney	No	Michael McBurney	08/09/2016	Initial Inspection
Price Rite	82	Jared Urban	No	Jared Urban	01/12/2016	Follow Up
Prince Enameling Company, Inc.	42	Jared Urban	No	Jared Urban	12/09/2016	Follow Up
Prince Enameling Company, Inc.	42	Jared Urban	No	Jared Urban	06/10/2016	Follow Up
Princess and Sons Three, LLC	85	Jared Urban	No	Jared Urban	03/23/2016	Initial Inspection
Princess Enterprises II, Inc.	85	Kyle C. Gannon	No	Kyle C. Gannon	02/11/2016	Follow Up
Pristine Carwash	60	Abigail Bernier	No	Travis Costa	08/26/2016	Follow Up
Pristine Carwash	60	Abigail Bernier	No	Travis Costa	03/18/2016	Initial Inspection
Promenade Area	78	Nathan Dean	No	Brandi-Lyn Colacone	04/11/2016	Industrial Area
Promenade Area	78	Nathan Dean	No	Jared Urban	04/11/2016	Industrial Area
Proprint Incorporated	60	Abigail Bernier	No	Travis Costa	11/30/2016	Follow Up
Proprint Incorporated	60	Abigail Bernier	No	Travis Costa	09/26/2016	Follow Up
Proprint Incorporated	60	Abigail Bernier	No	Travis Costa	07/13/2016	Follow Up
Proprint Incorporated	60	Abigail Bernier	No	Travis Costa	02/12/2016	Follow Up
Prospect CharterCARE RWMC, LLC	90	Nathan P. Daggett	No	Nathan P. Daggett	04/13/2016	Meeting
Prospect CharterCARE RWMC, LLC	90	Nathan P. Daggett	No	Nathan P. Daggett	01/21/2016	Initial Inspection
Prospect CharterCARE RWMC, LLC (Maude)	90	Nathan P. Daggett	No	Nathan P. Daggett	04/13/2016	Meeting
Prospect CharterCARE RWMC, LLC (Maude)	90	Nathan P. Daggett	No	Nathan P. Daggett	01/21/2016	Initial Inspection
Prov. College- Albertus Magnus/Sowa Hall	95	Nathan P. Daggett	No	Nathan P. Daggett	05/20/2016	Follow Up
Prov. College-Peterson Recreation Center	89	Nathan P. Daggett	No	Nathan P. Daggett	05/20/2016	Follow Up
Prov. Journal Co. - Production Facility	24	Travis Costa	Yes	Travis Costa	12/19/2016	Follow Up
Prov. Journal Co. - Production Facility	24	Travis Costa	Yes	N/A	10/19/2016	Sample
Prov. Journal Co. - Production Facility	24	Travis Costa	Yes	Travis Costa	06/14/2016	Annual
Prov. Journal Co. - Production Facility	24	Travis Costa	Yes	Travis Costa	04/12/2016	Meeting
Prov. Journal Co. - Production Facility	24	Travis Costa	Yes	N/A	03/02/2016	Sample
Providence Auto Body, Inc.	97	Travis Costa	No	Travis Costa	02/23/2016	Follow Up
Providence College - Alumni Hall	86	Nathan P. Daggett	No	Nathan P. Daggett	05/20/2016	Follow Up
Providence College - Ceramics	89	Nathan P. Daggett	No	Nathan P. Daggett	05/20/2016	Follow Up
Providence College - Hickey Hall	95	Nathan P. Daggett	No	Nathan P. Daggett	05/20/2016	Follow Up
Providence College - Hunt-Cavanagh	93	Nathan P. Daggett	No	Nathan P. Daggett	05/20/2016	Follow Up
Providence College - Raymond Hall	86	Nathan P. Daggett	No	Nathan P. Daggett	05/20/2016	Follow Up
Providence College - Schneider Arena	89	Nathan P. Daggett	No	Nathan P. Daggett	05/20/2016	Follow Up
Providence College- Smith Ctr. for Arts	99	Nathan P. Daggett	No	Nathan P. Daggett	05/20/2016	Follow Up
Providence College-Power Plant	53	Nathan P. Daggett	No	Nathan P. Daggett	05/20/2016	Follow Up
Providence College-Service Building	99	Nathan P. Daggett	No	Nathan P. Daggett	05/20/2016	Follow Up
Providence College-St. Aquinas Priory	86	Nathan P. Daggett	No	Nathan P. Daggett	05/20/2016	Follow Up
Providence KNC, Inc.	85	Jared Urban	No	Jared Urban	01/21/2016	Follow Up
Providence Oyster Bar	85	Michael McBurney	No	Michael McBurney	07/07/2016	Follow Up
Providence Place Pockets	85	Jared Urban	No	Jared Urban	05/23/2016	Follow Up
Providence Prime	85	Michael McBurney	No	Michael McBurney	07/07/2016	Follow Up
Providence Prime	85	Michael McBurney	No	Michael McBurney	01/29/2016	Follow Up
Providence Specialty Products	34	Katelyn Ludemann	Yes	Katelyn Ludemann	12/15/2016	Follow Up
Providence Specialty Products	34	Katelyn Ludemann	Yes	N/A	11/28/2016	Sample
Providence Specialty Products	34	Katelyn Ludemann	Yes	Abigail Bernier	10/20/2016	Annual
Providence Specialty Products	34	Katelyn Ludemann	Yes	Ian E. Jardin	06/14/2016	Follow Up
Providence Specialty Products	34	Katelyn Ludemann	Yes	N/A	03/07/2016	Sample
Providence Specialty Products	34	Katelyn Ludemann	Yes	Ian E. Jardin	01/11/2016	Meeting
Providence Water	74	Nathan P. Daggett	No	Nathan P. Daggett	02/18/2016	Initial Inspection
Putnam Street Laundromat Inc.	92	Michael McBurney	No	Michael McBurney	02/11/2016	Follow Up
Quality Seafood	81	Brian E. Steere	No	Brian E. Steere	09/15/2016	Follow Up
Quality Seafood	81	Brian E. Steere	No	Brian E. Steere	05/31/2016	Follow Up
Quality Spraying Technologies	27	Michael McBurney	No	Michael McBurney	12/21/2016	Follow Up
Quest Diagnostics Inc. (Atwood)	95	Kyle C. Gannon	No	Kyle C. Gannon	04/29/2016	Follow Up
R & J Manufacturing Company	24	Kyle C. Gannon	No	Kyle C. Gannon	12/14/2016	Follow Up
R & J Manufacturing Company	24	Kyle C. Gannon	No	Kyle C. Gannon	10/05/2016	Follow Up
R & J Manufacturing Company	24	Kyle C. Gannon	No	Kyle C. Gannon	06/23/2016	Follow Up
R. E. Sturdy Company, Inc.	11	Abigail Bernier	Yes	Abigail Bernier	04/13/2016	Follow Up
R. E. Sturdy Company, Inc.	11	Abigail Bernier	Yes	Abigail Bernier	01/20/2016	Annual
R. E. Sturdy Company, Inc.	11	Abigail Bernier	Yes	N/A	01/14/2016	Sample

Field's Point
Inspection History - 2016

Company Name	Category	Engineer Assigned	Significant	Inspected By	Date	Inspected Type
R. E. Sturdy Company, Inc.	11	Abigail Bernier	Yes	N/A	01/13/2016	Sample
R.I. Hospital - Hasbro Childrens	90	Nathan P. Daggett	No	Nathan P. Daggett	02/22/2016	Follow Up
R.I. Provision Company	81	Kyle C. Gannon	No	Kyle C. Gannon	10/31/2016	Follow Up
R.I.P.T.A. - 750 Elmwood	37	Travis Costa	No	Travis Costa	12/22/2016	Follow Up
R.I.P.T.A. - 750 Elmwood	37	Travis Costa	No	Travis Costa	06/13/2016	Follow Up
R.I.P.T.A. - Bus Cleaning	37	Travis Costa	No	Travis Costa	12/22/2016	Follow Up
R.I.P.T.A. - Bus Cleaning	37	Travis Costa	No	Travis Costa	06/13/2016	Follow Up
R.I.P.T.A. - Para-Transit Facility	37	Travis Costa	No	Travis Costa	12/22/2016	Follow Up
R.I.P.T.A. - Para-Transit Facility	37	Travis Costa	No	Travis Costa	06/13/2016	Follow Up
R.I.P.T.A.-New Bus Facility	37	Travis Costa	No	Travis Costa	12/22/2016	Follow Up
R.I.P.T.A.-New Bus Facility	37	Travis Costa	No	Travis Costa	06/13/2016	Follow Up
Rain Car Wash	97	Brandi-Lyn Colacone	No	Brandi-Lyn Colacone	04/14/2016	Follow Up
Rain Car Wash	97	Brandi-Lyn Colacone	No	Kyle C. Gannon	01/13/2016	Meeting
Rainbow Cleaners, Inc.	92	Michael McBurney	No	Michael McBurney	04/26/2016	Follow Up
Rangina, Inc.	85	Brandi-Lyn Colacone	No	Brandi-Lyn Colacone	09/22/2016	Follow Up
Ran-Zan	85	Brandi-Lyn Colacone	No	Brandi-Lyn Colacone	05/24/2016	Follow Up
Rasmeay Corp.	85	Brandi-Lyn Colacone	No	Brandi-Lyn Colacone	08/12/2016	Follow Up
Ray's Laundry & Cleaners	92	Jared Urban	No	Jared Urban	04/28/2016	Follow Up
RB Donuts, Inc.	85	Kyle C. Gannon	No	Kyle C. Gannon	08/18/2016	Follow Up
RB Donuts, Inc.	85	Kyle C. Gannon	No	Kyle C. Gannon	08/03/2016	Initial Inspection
RCJ Inc.	85	Jared Urban	No	Jared Urban	03/30/2016	Follow Up
RD Investments	71	Brian E. Steere	No	Brian E. Steere	08/05/2016	Follow Up
Rebel Lounge and Restaurant	85	Michael McBurney	No	Michael McBurney	03/28/2016	Follow Up
Rebel Lounge and Restaurant	85	Michael McBurney	No	Michael McBurney	02/11/2016	Follow Up
Red Ginger	85	Kyle C. Gannon	No	Kyle C. Gannon	05/12/2016	Follow Up
Red Stripe East Side, LLC.	85	Michael McBurney	No	Michael McBurney	02/17/2016	Follow Up
Regency Plaza	86	Jared Urban	No	Jared Urban	08/30/2016	Follow Up
Regency Plaza - East Building #3	86	Jared Urban	No	Jared Urban	08/30/2016	Follow Up
Regency Plaza - West Building #2	86	Jared Urban	No	Jared Urban	08/30/2016	Follow Up
Reservoir Auto	60	Travis Costa	No	Travis Costa	06/24/2016	Follow Up
Reservoir Auto	60	Travis Costa	No	Travis Costa	06/22/2016	Initial Inspection
Reservoir Triangle	78	Nathan Dean	No	Brandi-Lyn Colacone	10/11/2016	Industrial Area
Reservoir Triangle	78	Nathan Dean	No	Jared Urban	10/11/2016	Industrial Area
Restaurant Associates of Prov. LLC II	85	Brandi-Lyn Colacone	No	Brandi-Lyn Colacone	10/27/2016	Follow Up
Restaurant Mexico Garibaldi	85	Brian E. Steere	No	Brian E. Steere	02/18/2016	Follow Up
Reyes Food Market	82	Michael McBurney	No	Michael McBurney	04/26/2016	Follow Up
Rhode Island Billiards Club	85	Brian E. Steere	No	Brian E. Steere	10/21/2016	Follow Up
Rhode Island Chemical Corporation	43	Travis Costa	No	Travis Costa	12/19/2016	Follow Up
Rhode Island Chemical Corporation	43	Travis Costa	No	Travis Costa	11/14/2016	Follow Up
Rhode Island Chemical Corporation	43	Travis Costa	No	Travis Costa	06/06/2016	Follow Up
Rhode Island Chemical Corporation	43	Travis Costa	No	Travis Costa	04/08/2016	Follow Up
Rhode Island College - Connection 1	89	Brian E. Steere	No	Brian E. Steere	09/08/2016	Follow Up
Rhode Island College - Connection 2	43	Brian E. Steere	No	Brian E. Steere	12/15/2016	Follow Up
Rhode Island College - Connection 2	43	Brian E. Steere	No	Brian E. Steere	10/21/2016	Follow Up
Rhode Island College - Connection 2	43	Brian E. Steere	No	Brian E. Steere	06/15/2016	Follow Up
Rhode Island College - Connection 3	99	Brian E. Steere	No	Brian E. Steere	10/21/2016	Follow Up
Rhode Island College - Connection 4	86	Brian E. Steere	No	Brian E. Steere	10/21/2016	Follow Up
Rhode Island Convention Center	86	Kyle C. Gannon	No	Kyle C. Gannon	09/21/2016	Follow Up
Rhode Island Favorite Chicken III, LLC	85	Brian E. Steere	No	Brian E. Steere	08/05/2016	Follow Up
Rhode Island Favorite Chicken III, LLC	85	Brian E. Steere	No	Brian E. Steere	07/08/2016	Follow Up
Rhode Island Heat Treating Co.	51	Nathan P. Daggett	No	Nathan P. Daggett	11/29/2016	Follow Up
Rhode Island Heat Treating Co.	51	Nathan P. Daggett	No	Nathan P. Daggett	06/06/2016	Follow Up
Rhode Island Hospital	90	Nathan P. Daggett	No	Nathan P. Daggett	02/22/2016	Follow Up
Rhode Island Resource Recovery Corp.	34	Nathan P. Daggett	Yes	N/A	12/06/2016	Sample
Rhode Island Resource Recovery Corp.	34	Nathan P. Daggett	Yes	Nathan P. Daggett	11/17/2016	Annual
Rhode Island Resource Recovery Corp.	34	Nathan P. Daggett	Yes	N/A	11/01/2016	Sample
Rhode Island Resource Recovery Corp.	34	Nathan P. Daggett	Yes	Nathan P. Daggett	09/28/2016	Follow Up
Rhode Island Resource Recovery Corp.	34	Nathan P. Daggett	Yes	N/A	09/27/2016	Sample
Rhode Island Resource Recovery Corp.	34	Nathan P. Daggett	Yes	N/A	08/30/2016	Sample
Rhode Island Resource Recovery Corp.	34	Nathan P. Daggett	Yes	Nathan P. Daggett	08/17/2016	Sample
Rhode Island Resource Recovery Corp.	34	Nathan P. Daggett	Yes	Nathan P. Daggett	05/25/2016	Follow Up
Rhode Island Resource Recovery Corp.	34	Nathan P. Daggett	Yes	Nathan P. Daggett	05/12/2016	Sample
Rhode Island Resource Recovery Corp.	34	Nathan P. Daggett	Yes	N/A	05/03/2016	Sample
Rhode Island Resource Recovery Corp.	34	Nathan P. Daggett	Yes	N/A	04/05/2016	Sample
Rhode Island Resource Recovery Corp.	34	Nathan P. Daggett	Yes	N/A	03/08/2016	Sample
Rhode Island Resource Recovery Corp.	34	Nathan P. Daggett	Yes	Nathan P. Daggett	02/10/2016	Sample
Rhode Rockets Inc.	85	Michael McBurney	No	Michael McBurney	01/20/2016	Follow Up

Field's Point
Inspection History - 2016

Company Name	Category	Engineer Assigned	Significant	Inspected By	Date	Inspected Type
Rhode Rockets, Inc.	85	Michael McBurney	No	Michael McBurney	05/24/2016	Follow Up
RI Mt Fuji Inc.	85	Brandi-Lyn Colacone	No	Brandi-Lyn Colacone	10/18/2016	Follow Up
Rich Group	52	Travis Costa	No	Travis Costa	12/21/2016	Follow Up
Rich Group	52	Travis Costa	No	Travis Costa	11/04/2016	Follow Up
Rich Group	52	Travis Costa	No	Travis Costa	06/13/2016	Follow Up
Rich Group	52	Travis Costa	No	Travis Costa	05/20/2016	Follow Up
RISD - Auditorium	84	Kyle C. Gannon	No	Kyle C. Gannon	11/29/2016	Follow Up
RISD - Bank Building	99	Kyle C. Gannon	No	Kyle C. Gannon	11/29/2016	Follow Up
RISD - Bayard-Ewing Building	99	Kyle C. Gannon	No	Kyle C. Gannon	12/09/2016	Follow Up
RISD - Benson Hall	24	Kyle C. Gannon	No	Kyle C. Gannon	11/29/2016	Follow Up
RISD - Benson Hall	24	Kyle C. Gannon	No	Kyle C. Gannon	06/28/2016	Follow Up
RISD - Central Power Plant	52	Kyle C. Gannon	No	Kyle C. Gannon	11/29/2016	Follow Up
RISD - Central Power Plant	52	Kyle C. Gannon	No	Kyle C. Gannon	06/28/2016	Follow Up
RISD - College Building	23	Kyle C. Gannon	No	Kyle C. Gannon	11/29/2016	Follow Up
RISD - College Building	23	Kyle C. Gannon	No	Kyle C. Gannon	06/28/2016	Follow Up
RISD - Design Center	93	Kyle C. Gannon	No	Kyle C. Gannon	11/29/2016	Follow Up
RISD - Dexter House Garage	99	Kyle C. Gannon	No	Kyle C. Gannon	11/29/2016	Follow Up
RISD - East Hall	86	Kyle C. Gannon	No	Kyle C. Gannon	11/29/2016	Follow Up
RISD - Fletcher Building	99	Kyle C. Gannon	No	Kyle C. Gannon	12/09/2016	Follow Up
RISD - Homer Hall	86	Kyle C. Gannon	No	Kyle C. Gannon	11/29/2016	Follow Up
RISD - Industrial Design Building	99	Kyle C. Gannon	No	Kyle C. Gannon	12/09/2016	Follow Up
RISD - Market House	84	Kyle C. Gannon	No	Kyle C. Gannon	11/29/2016	Follow Up
RISD - Mason (CIT) Building	99	Kyle C. Gannon	No	Kyle C. Gannon	12/09/2016	Follow Up
RISD - Memorial Hall	99	Kyle C. Gannon	No	Kyle C. Gannon	11/29/2016	Follow Up
RISD - Metcalf Building	43	Kyle C. Gannon	No	Kyle C. Gannon	11/29/2016	Follow Up
RISD - Metcalf Building	43	Kyle C. Gannon	No	Kyle C. Gannon	06/28/2016	Follow Up
RISD - Museum	85	Kyle C. Gannon	No	Kyle C. Gannon	11/29/2016	Follow Up
RISD - Nickerson Hall	86	Kyle C. Gannon	No	Kyle C. Gannon	11/29/2016	Follow Up
RISD - Refectory	85	Kyle C. Gannon	No	Kyle C. Gannon	11/29/2016	Follow Up
RISD - South Hall	86	Kyle C. Gannon	No	Kyle C. Gannon	11/29/2016	Follow Up
RISD - Washington Building	99	Kyle C. Gannon	No	Kyle C. Gannon	11/29/2016	Follow Up
RISD - Waterman Building	99	Kyle C. Gannon	No	Kyle C. Gannon	11/29/2016	Follow Up
RISD - Winston Clock Tower	53	Kyle C. Gannon	No	Kyle C. Gannon	11/29/2016	Follow Up
RISD - Winston Clock Tower	53	Kyle C. Gannon	No	Kyle C. Gannon	06/28/2016	Follow Up
RISD-Colonial Apartments	86	Kyle C. Gannon	No	Kyle C. Gannon	11/29/2016	Follow Up
RISD-Illustration Studies Building	84	Kyle C. Gannon	No	Kyle C. Gannon	11/29/2016	Follow Up
RISD-What Cheer Garage	84	Kyle C. Gannon	No	Kyle C. Gannon	11/29/2016	Follow Up
Ristorante Lucia	85	Michael McBurney	No	Michael McBurney	12/30/2016	Follow Up
Ristorante Lucia	85	Michael McBurney	No	Michael McBurney	01/29/2016	Follow Up
Rita's Pizza	85	Jared Urban	No	Jared Urban	12/07/2016	Follow Up
River Avenue Industrial Area	78	Nathan Dean	No	Brian E. Steere	05/18/2016	Industrial Area
River Avenue Industrial Area	78	Nathan Dean	No	Kyle C. Gannon	05/18/2016	Industrial Area
River Avenue Industrial Area	78	Nathan Dean	No	Brandi-Lyn Colacone	04/11/2016	Industrial Area
River Avenue Industrial Area	78	Nathan Dean	No	Ian E. Jardin	04/11/2016	Industrial Area
RJ Franco Inc.	85	Jared Urban	No	Jared Urban	06/23/2016	Follow Up
Roberts Polishing	46	Kyle C. Gannon	No	Kyle C. Gannon	12/07/2016	Follow Up
Roberts Polishing	46	Kyle C. Gannon	No	Kyle C. Gannon	06/02/2016	Follow Up
Roger Williams Zoo	85	Kyle C. Gannon	No	Kyle C. Gannon	03/07/2016	Initial Inspection
Roger Williams Zoo - Wilderness Cafe	85	Kyle C. Gannon	No	Kyle C. Gannon	03/07/2016	Initial Inspection
Rogue Island Group LLC	85	Michael McBurney	No	Michael McBurney	12/28/2016	Follow Up
Rogue Island Group LLC	85	Michael McBurney	No	Michael McBurney	04/21/2016	Follow Up
Ronit Corporation	85	Kyle C. Gannon	No	Kyle C. Gannon	05/17/2016	Follow Up
Ron's Pastry Gourmet	81	Kyle C. Gannon	No	Kyle C. Gannon	11/15/2016	Follow Up
Ron's Pastry Gourmet	81	Kyle C. Gannon	No	Kyle C. Gannon	06/30/2016	Follow Up
Rosa Mia Pizza and More	85	Brian E. Steere	No	Brian E. Steere	11/01/2016	Follow Up
Rossi's Cold Cuts & Deli	85	Michael McBurney	No	Michael McBurney	11/29/2016	Follow Up
Roundgrille, Inc.	85	Michael McBurney	No	Michael McBurney	01/20/2016	Follow Up
Ruby Thai Providence Place, Inc.	85	Jared Urban	No	Jared Urban	06/24/2016	Follow Up
Ruby Thai Providence Place, Inc.	85	Jared Urban	No	Jared Urban	02/18/2016	Follow Up
Ruby Tuesday #4628	85	Brandi-Lyn Colacone	No	Brandi-Lyn Colacone	05/11/2016	Follow Up
Ruby, Inc.	85	Michael McBurney	No	Michael McBurney	12/30/2016	Follow Up
Ruby, Inc.	85	Michael McBurney	No	Michael McBurney	01/29/2016	Follow Up
Rue Bis	85	Brandi-Lyn Colacone	No	Brandi-Lyn Colacone	07/08/2016	Follow Up
RVS Mfg. Co.	41	Travis Costa	No	Travis Costa	12/21/2016	Follow Up
RVS Mfg. Co.	41	Travis Costa	No	Travis Costa	09/15/2016	Follow Up
RVS Mfg. Co.	41	Travis Costa	No	Travis Costa	08/02/2016	Follow Up
RVS Mfg. Co.	41	Travis Costa	No	Travis Costa	06/14/2016	Follow Up

Field's Point
Inspection History - 2016

Company Name	Category	Engineer Assigned	Significant	Inspected By	Date	Inspected Type
RVS Mfg. Co.	41	Travis Costa	No	Travis Costa	01/11/2016	Follow Up
Ryan Health Center, Inc.	86	Brandi-Lyn Colacone	No	Brandi-Lyn Colacone	11/17/2016	Follow Up
S.B. Winsor Dairy	84	Nathan P. Daggett	No	Nathan P. Daggett	01/27/2016	Follow Up
Sage Manufacturing Company, Inc.	43	Katelyn Ludemann	No	Katelyn Ludemann	12/16/2016	Follow Up
Sage Manufacturing Company, Inc.	43	Katelyn Ludemann	No	Ian E. Jardin	05/24/2016	Follow Up
Saint Elizabeth Assisted Living	86	Jared Urban	No	Jared Urban	04/13/2016	Follow Up
Saint Monday Bar	74	Brian E. Steere	No	Brian E. Steere	06/08/2016	Initial Inspection
Sakura Japan	71	Kyle C. Gannon	No	Kyle C. Gannon	01/20/2016	Follow Up
Sakura Restaurant, Inc.	85	Brian E. Steere	No	Brian E. Steere	08/31/2016	Meeting
Sam's New York System	85	Jared Urban	No	Jared Urban	08/03/2016	Follow Up
Sangtong, LLC	85	Michael McBurney	No	Michael McBurney	02/16/2016	Follow Up
Sans Gluten Artisan Bakery	81	Brian E. Steere	No	Brian E. Steere	09/01/2016	Initial Inspection
Saptagiri LLC	85	Brandi-Lyn Colacone	No	Brandi-Lyn Colacone	07/12/2016	Follow Up
Sara Foods LLC	85	Michael McBurney	No	Michael McBurney	12/07/2016	Follow Up
Say Cheese	85	Brandi-Lyn Colacone	No	Brandi-Lyn Colacone	02/22/2016	Initial Inspection
Scialo Bros. Bakery	81	Michael McBurney	No	Michael McBurney	12/30/2016	Follow Up
Scialo Bros. Bakery	81	Michael McBurney	No	Michael McBurney	01/29/2016	Follow Up
Sea Coast Investment Corp	85	Jared Urban	No	Jared Urban	02/17/2016	Initial Inspection
Seven Sisters Restaurant	85	Michael McBurney	No	Michael McBurney	04/26/2016	Follow Up
Seven Stars Bakery	85	Kyle C. Gannon	No	Kyle C. Gannon	08/16/2016	Follow Up
Seven Stars Bakery (Broadway)	85	Kyle C. Gannon	No	Kyle C. Gannon	08/16/2016	Follow Up
Shanghai Restaurant Inc.	85	Brandi-Lyn Colacone	No	Brandi-Lyn Colacone	10/25/2016	Follow Up
Shaw's Supermarket Store #7443	82	Brian E. Steere	No	Brian E. Steere	03/23/2016	Follow Up
Shaw's Supermarket Store #7443	82	Brian E. Steere	No	Brian E. Steere	03/22/2016	Follow Up
Siena, Inc.	85	Michael McBurney	No	Michael McBurney	10/12/2016	Follow Up
Silvershell Hospitality Services	85	Jared Urban	No	Jared Urban	05/09/2016	Follow Up
Silvershell Hospitality Services	85	Jared Urban	No	Jared Urban	03/29/2016	Initial Inspection
Simplex Engine & Machine, Inc.	42	Kyle C. Gannon	No	Kyle C. Gannon	12/21/2016	Follow Up
Simplex Engine & Machine, Inc.	42	Kyle C. Gannon	No	Kyle C. Gannon	06/21/2016	Follow Up
Simply Seasonal	85	Michael McBurney	No	Michael McBurney	07/20/2016	Follow Up
Sin, LLC	81	Brian E. Steere	No	Brian E. Steere	07/11/2016	Follow Up
SJM Brothers LLC	85	Brandi-Lyn Colacone	No	Brandi-Lyn Colacone	08/17/2016	Follow Up
SJM Brother's LLC	85	Brandi-Lyn Colacone	No	Brandi-Lyn Colacone	08/17/2016	Follow Up
Sky Market, Inc.	82	Brandi-Lyn Colacone	No	Brandi-Lyn Colacone	10/25/2016	Initial Inspection
Smith Street Donuts, Inc	85	Jared Urban	No	Jared Urban	09/02/2016	Initial Inspection
Smith Street Little Caesars LLC	85	Brian E. Steere	No	Brian E. Steere	07/08/2016	Follow Up
Smith Street Little Caesars LLC	85	Brian E. Steere	No	Brian E. Steere	05/06/2016	Initial Inspection
Snookers Inc.	85	Brian E. Steere	No	Brian E. Steere	08/01/2016	Follow Up
Soban Inc.	71	Brian E. Steere	No	Brian E. Steere	08/05/2016	Follow Up
Something Different	81	Brian E. Steere	No	Brian E. Steere	11/09/2016	Follow Up
Something Different	81	Brian E. Steere	No	Brian E. Steere	07/22/2016	Follow Up
Sophia Academy	86	Travis Costa	No	Travis Costa	10/20/2016	Follow Up
Sophia Academy	86	Travis Costa	No	Travis Costa	04/06/2016	Follow Up
Sophia Laundromat Inc.	92	Jared Urban	No	Jared Urban	11/29/2016	Follow Up
South Beach Cafe	74	Brian E. Steere	No	Brian E. Steere	12/07/2016	Follow Up
South Providence Industrial Area I	78	Nathan Dean	No	Brian E. Steere	12/13/2016	Industrial Area
South Providence Industrial Area III	78	Nathan Dean	No	Brian E. Steere	11/22/2016	Industrial Area
South Providence Industrial Area III	78	Nathan Dean	No	Michael McBurney	11/22/2016	Industrial Area
South Providence Industrial Area III	78	Nathan Dean	No	Brian E. Steere	08/17/2016	Industrial Area
South Providence Industrial Area III	78	Nathan Dean	No	Kyle C. Gannon	08/17/2016	Industrial Area
Southside Olneyville / Dike Street	78	Nathan Dean	No	Abigail Bernier	02/18/2016	Industrial Area
Southside Olneyville / Dike Street	78	Nathan Dean	No	Kyle C. Gannon	02/18/2016	Industrial Area
Specialty Cleansing Company	92	Jared Urban	No	Jared Urban	05/11/2016	Follow Up
Spectrum Coatings Lab. Inc.	46	Nathan P. Daggett	No	Nathan P. Daggett	11/29/2016	Follow Up
Spectrum Coatings Lab. Inc.	46	Nathan P. Daggett	No	Nathan P. Daggett	06/06/2016	Follow Up
Speedway (Manton Ave.)	60	Michael McBurney	No	Michael McBurney	02/11/2016	Initial Inspection
Speedy Auto Service by Monro	97	Kyle C. Gannon	No	Kyle C. Gannon	10/24/2016	Follow Up
Speedy Pizza	85	Brian E. Steere	No	Brian E. Steere	10/21/2016	Follow Up
Spike's Junkyard Dogs	85	Michael McBurney	No	Michael McBurney	04/18/2016	Initial Inspection
Sprague Energy Corporation	52	Katelyn Ludemann	No	Katelyn Ludemann	12/08/2016	Follow Up
Sprague Energy Corporation	52	Katelyn Ludemann	No	Ian E. Jardin	06/09/2016	Follow Up
Starbucks (Biltmore)	85	Kyle C. Gannon	No	Kyle C. Gannon	02/29/2016	Follow Up
Starbucks (Financial Plaza)	85	Kyle C. Gannon	No	Kyle C. Gannon	02/29/2016	Follow Up
Starbucks Coffee Company #7419	85	Michael McBurney	No	Michael McBurney	07/27/2016	Follow Up
Sterling Cleaners	92	Brian E. Steere	No	Brian E. Steere	07/15/2016	Follow Up
Sterling Cleaners	92	Brian E. Steere	No	Brian E. Steere	05/11/2016	Follow Up
Steven A. Sack, D.M.D	94	Kyle C. Gannon	No	Kyle C. Gannon	07/27/2016	Follow Up

Field's Point
Inspection History - 2016

Company Name	Category	Engineer Assigned	Significant	Inspected By	Date	Inspected Type
Stock Culinary Goods	85	Travis Costa	No	Travis Costa	07/20/2016	Follow Up
Stop & Shop Supermarket #703	82	Jared Urban	No	Jared Urban	10/28/2016	Follow Up
Stop & Shop Supermarket #722	82	Jared Urban	No	Jared Urban	10/28/2016	Follow Up
Stop & Shop Supermarket #724	82	Jared Urban	No	Jared Urban	10/28/2016	Follow Up
Stop & Shop Supermarket #725	82	Jared Urban	No	Jared Urban	10/28/2016	Follow Up
Strip Buildings	78	Nathan Dean	No	Kyle C. Gannon	04/28/2016	Industrial Area
Strip Buildings	78	Nathan Dean	No	Travis Costa	04/28/2016	Industrial Area
Subway (Atwood Ave.)	85	Jared Urban	No	Jared Urban	07/26/2016	Follow Up
Subway (Kennedy Plaza)	85	Kyle C. Gannon	No	Kyle C. Gannon	03/29/2016	Follow Up
Subway (Westminster Street)	71	Kyle C. Gannon	No	Kyle C. Gannon	09/26/2016	Follow Up
Subway (Westminster Street)	71	Kyle C. Gannon	No	Kyle C. Gannon	05/18/2016	Follow Up
Summit R.I. SNF LLC	86	Jared Urban	No	Jared Urban	09/22/2016	Follow Up
Sun-Brite Laundromat	92	Michael McBurney	No	Michael McBurney	01/28/2016	Follow Up
Sur La Table	85	Kyle C. Gannon	No	Kyle C. Gannon	01/20/2016	Follow Up
Surface Coatings Division, MFB LLC	11	Katelyn Ludemann	Yes	Katelyn Ludemann	12/19/2016	Follow Up
Surface Coatings Division, MFB LLC	11	Katelyn Ludemann	Yes	N/A	11/07/2016	Sample
Surface Coatings Division, MFB LLC	11	Katelyn Ludemann	Yes	Ian E. Jardin	05/24/2016	Annual
Surface Coatings Division, MFB LLC	11	Katelyn Ludemann	Yes	N/A	03/15/2016	Sample
Sutus, Inc.	85	Brandi-Lyn Colacone	No	Brandi-Lyn Colacone	11/01/2016	Follow Up
Swan Point Cemetery	97	Travis Costa	No	Travis Costa	07/20/2016	Follow Up
Swash Autowash, LLC	97	Kyle C. Gannon	No	Kyle C. Gannon	02/11/2016	Initial Inspection
Swash Express Auto Wash	71	Kyle C. Gannon	No	Kyle C. Gannon	02/11/2016	Follow Up
Sweet Orange, LLC	71	Brian E. Steere	No	Brian E. Steere	05/09/2016	Follow Up
T&W Chinese Restaurant, Inc	85	Michael McBurney	No	Michael McBurney	08/30/2016	Follow Up
Taco Bell	85	Brian E. Steere	No	Brian E. Steere	01/20/2016	Follow Up
Tallulah's Taqueria	85	Kyle C. Gannon	No	Kyle C. Gannon	04/06/2016	Follow Up
Taqueria Al Son De Mi Barrio	85	Brandi-Lyn Colacone	No	Brandi-Lyn Colacone	09/29/2016	Follow Up
Taste of India	85	Brian E. Steere	No	Brian E. Steere	05/09/2016	Initial Inspection
Technodic, Inc.	11	Katelyn Ludemann	Yes	Katelyn Ludemann	12/06/2016	Follow Up
Technodic, Inc.	11	Katelyn Ludemann	Yes	N/A	11/02/2016	Sample
Technodic, Inc.	11	Katelyn Ludemann	Yes	Abigail Bernier	09/22/2016	Annual
Technodic, Inc.	11	Katelyn Ludemann	Yes	Ian E. Jardin	05/25/2016	Follow Up
Technodic, Inc.	11	Katelyn Ludemann	Yes	N/A	02/23/2016	Sample
Tenares Supermarket	82	Jared Urban	No	Jared Urban	12/07/2016	Follow Up
Tercat Tool & Die Company, Inc.	46	Katelyn Ludemann	No	Katelyn Ludemann	12/15/2016	Follow Up
Tercat Tool & Die Company, Inc.	46	Katelyn Ludemann	No	Ian E. Jardin	06/14/2016	Follow Up
Teriyaki House	85	Jared Urban	No	Jared Urban	03/29/2016	Follow Up
The Abbey	85	Michael McBurney	No	Michael McBurney	09/28/2016	Follow Up
The Aesthetic Dental Studio of RI	94	Michael McBurney	No	Michael McBurney	01/21/2016	Follow Up
The Allied Group	24	Kyle C. Gannon	No	Kyle C. Gannon	12/20/2016	Follow Up
The Allied Group	24	Kyle C. Gannon	No	Kyle C. Gannon	06/08/2016	Follow Up
The Bradford News Exchange, LLC	71	Brandi-Lyn Colacone	No	Brandi-Lyn Colacone	12/27/2016	Follow Up
The Bread Boss	74	Brian E. Steere	No	Brian E. Steere	12/13/2016	Initial Inspection
The Cheesecake Factory Restaurants, Inc.	85	Michael McBurney	No	Michael McBurney	01/20/2016	Follow Up
The Corporate Cafe'	85	Brandi-Lyn Colacone	No	Brandi-Lyn Colacone	07/21/2016	Follow Up
The District	74	Michael McBurney	No	Michael McBurney	10/21/2016	Initial Inspection
The Dorrance, LLC	85	Jared Urban	No	Jared Urban	10/14/2016	Follow Up
The Dorrance, LLC	85	Jared Urban	No	Jared Urban	07/14/2016	Initial Inspection
The Flames, Inc.	71	Michael McBurney	No	Michael McBurney	05/04/2016	Follow Up
The Foundry Associates	37	Travis Costa	No	Travis Costa	12/01/2016	Follow Up
The Foundry Associates	37	Travis Costa	No	Travis Costa	06/09/2016	Follow Up
The Foundry Associates	37	Travis Costa	No	Travis Costa	02/23/2016	Follow Up
The Genesis Center	86	Brandi-Lyn Colacone	No	Brandi-Lyn Colacone	04/26/2016	Follow Up
The Grande LLC	85	Brian E. Steere	No	Brian E. Steere	03/07/2016	Initial Inspection
The Great Lakes Group	71	Brian E. Steere	No	Brian E. Steere	05/03/2016	Follow Up
The Merit, LLC	85	Brandi-Lyn Colacone	No	Brandi-Lyn Colacone	12/27/2016	Initial Inspection
The Original Italian Bakery, Inc.	81	Brian E. Steere	No	Brian E. Steere	08/01/2016	Follow Up
The Original Italian Bakery, Inc.	81	Brian E. Steere	No	Brian E. Steere	02/18/2016	Follow Up
The Pizza Gourmet	85	Michael McBurney	No	Michael McBurney	05/24/2016	Follow Up
The Providence Center	86	Michael McBurney	No	Michael McBurney	10/11/2016	Follow Up
The Providence Center	86	Michael McBurney	No	Michael McBurney	08/23/2016	Follow Up
The Providence Mint, Inc.	44	Katelyn Ludemann	No	Katelyn Ludemann	12/19/2016	Follow Up
The Providence Mint, Inc.	44	Katelyn Ludemann	No	Ian E. Jardin	05/24/2016	Follow Up
The Salted Slate	85	Brandi-Lyn Colacone	No	Brandi-Lyn Colacone	05/03/2016	Initial Inspection
The Sandwich Hut	85	Travis Costa	No	Travis Costa	10/06/2016	Follow Up
The Sandwich Hut	85	Travis Costa	No	Travis Costa	08/11/2016	Follow Up
The Sandwich Hut	85	Travis Costa	No	Travis Costa	05/17/2016	Initial Inspection

Field's Point
Inspection History - 2016

Company Name	Category	Engineer Assigned	Significant	Inspected By	Date	Inspected Type
The Small Point Cafe	85	Kyle C. Gannon	No	Kyle C. Gannon	08/17/2016	Follow Up
The Soapbox LLC	92	Michael McBurney	No	Michael McBurney	07/27/2016	Follow Up
The Washroom	92	Travis Costa	No	Travis Costa	08/02/2016	Follow Up
The Whiskey Republic	85	Jared Urban	No	Jared Urban	05/23/2016	Follow Up
Theresa Creations, Inc.	42	Katelyn Ludemann	No	Katelyn Ludemann	12/21/2016	Follow Up
Theresa Creations, Inc.	42	Katelyn Ludemann	No	Ian E. Jardin	06/14/2016	Follow Up
This Guy's Pizza	85	Michael McBurney	No	Michael McBurney	11/01/2016	Follow Up
Thomas S. Mulvey DDS LLC	94	Katelyn Ludemann	No	Ian E. Jardin	05/09/2016	Follow Up
Three Sisters, LLC	85	Travis Costa	No	Travis Costa	10/24/2016	Follow Up
Tienda y Taqueria Puebla	85	Brian E. Steere	No	Brian E. Steere	05/18/2016	Follow Up
Tina's Italian Kitchen, LLC	71	Jared Urban	No	Jared Urban	03/23/2016	Follow Up
Tina's Jamaican Restaurant	71	Brian E. Steere	No	Brian E. Steere	06/03/2016	Follow Up
Tina's Jamaican Restaurant	71	Brian E. Steere	No	Brian E. Steere	02/18/2016	Follow Up
Tokyo Restaurant	85	Brandi-Lyn Colacone	No	Brandi-Lyn Colacone	02/16/2016	Follow Up
Tommy's Pizza, Inc.	85	Michael McBurney	No	Michael McBurney	04/26/2016	Follow Up
Tool Craft Inc. / Ru-Mart Inc.	41	Katelyn Ludemann	No	Katelyn Ludemann	12/09/2016	Follow Up
Tool Craft Inc. / Ru-Mart Inc.	41	Katelyn Ludemann	No	Ian E. Jardin	06/02/2016	Follow Up
Tool Time	85	Jared Urban	No	Jared Urban	05/19/2016	Follow Up
Torg LLC	85	Brian E. Steere	No	Brian E. Steere	11/21/2016	Meeting
Toro	85	Brandi-Lyn Colacone	No	Brandi-Lyn Colacone	08/16/2016	Initial Inspection
Toro	85	Brandi-Lyn Colacone	No	Brian E. Steere	08/11/2016	Meeting
Toro Restaurant	71	Brian E. Steere	No	Brian E. Steere	12/07/2016	Follow Up
Toro Restaurant	71	Brian E. Steere	No	Brian E. Steere	08/12/2016	Initial Inspection
Tortilleria el Quetzal	81	Brian E. Steere	No	Brian E. Steere	01/21/2016	Follow Up
Tower Manufacturing Corp.	27	Travis Costa	No	Travis Costa	12/16/2016	Follow Up
Tower Manufacturing Corp.	27	Travis Costa	No	Travis Costa	06/13/2016	Follow Up
Town Laundry	92	Travis Costa	No	Travis Costa	03/01/2016	Follow Up
Trattoria Zooma	85	Brandi-Lyn Colacone	No	Brandi-Lyn Colacone	05/31/2016	Follow Up
Trattoria Zooma	85	Brandi-Lyn Colacone	No	Brandi-Lyn Colacone	05/24/2016	Follow Up
Trattoria Zooma	85	Brandi-Lyn Colacone	No	Brandi-Lyn Colacone	03/24/2016	Follow Up
Travelers Auto Body, Inc.	97	Jared Urban	No	Jared Urban	09/20/2016	Follow Up
Tri-Jay Company	11	Katelyn Ludemann	Yes	Katelyn Ludemann	12/09/2016	Follow Up
Tri-Jay Company	11	Katelyn Ludemann	Yes	Nathan P. Daggett	10/31/2016	Follow Up
Tri-Jay Company	11	Katelyn Ludemann	Yes	N/A	08/15/2016	Sample
Tri-Jay Company	11	Katelyn Ludemann	Yes	Ian E. Jardin	06/02/2016	Follow Up
Tri-Jay Company	11	Katelyn Ludemann	Yes	Ian E. Jardin	03/30/2016	Annual
Tri-Jay Company	11	Katelyn Ludemann	Yes	N/A	01/06/2016	Sample
Trinity Brewhouse	85	Michael McBurney	No	Michael McBurney	02/29/2016	Follow Up
True Bagels	85	Brandi-Lyn Colacone	No	Brandi-Lyn Colacone	09/07/2016	Follow Up
True Bagels Inc.	85	Brandi-Lyn Colacone	No	Brandi-Lyn Colacone	09/07/2016	Follow Up
True Bagels, Inc.	85	Brandi-Lyn Colacone	No	Brandi-Lyn Colacone	09/07/2016	Follow Up
Twin's Pizza, Inc.	85	Brian E. Steere	No	Brian E. Steere	12/02/2016	Follow Up
Two 88 Restaurant	71	Michael McBurney	No	Michael McBurney	04/26/2016	Follow Up
U.S. Post Office - VMF	37	Kyle C. Gannon	No	Kyle C. Gannon	12/27/2016	Follow Up
U.S. Post Office - VMF	37	Kyle C. Gannon	No	Kyle C. Gannon	09/20/2016	Follow Up
U.S. Post Office - VMF	37	Kyle C. Gannon	No	Kyle C. Gannon	06/29/2016	Follow Up
U.S. Post Office - VMF	37	Kyle C. Gannon	No	Kyle C. Gannon	03/22/2016	Follow Up
U.S. Post Office - VMF	37	Kyle C. Gannon	No	Kyle C. Gannon	01/27/2016	Follow Up
U.S. Postal Service - P&DC	27	Kyle C. Gannon	No	Kyle C. Gannon	12/27/2016	Follow Up
U.S. Postal Service - P&DC	27	Kyle C. Gannon	No	Kyle C. Gannon	08/03/2016	Follow Up
U.S. Postal Service - P&DC	27	Kyle C. Gannon	No	Kyle C. Gannon	01/27/2016	Follow Up
UCAP	86	Brandi-Lyn Colacone	No	Brandi-Lyn Colacone	04/06/2016	Follow Up
UMelt Weybosset, Inc.	85	Kyle C. Gannon	No	Kyle C. Gannon	08/17/2016	Follow Up
Umicore USA, Incorporated	22	Nathan P. Daggett	Yes	Nathan P. Daggett	12/12/2016	Follow Up
Umicore USA, Incorporated	22	Nathan P. Daggett	Yes	N/A	09/13/2016	Sample
Umicore USA, Incorporated	22	Nathan P. Daggett	Yes	N/A	08/16/2016	Sample
Umicore USA, Incorporated	22	Nathan P. Daggett	Yes	Nathan P. Daggett	06/09/2016	Follow Up
Umicore USA, Incorporated	22	Nathan P. Daggett	Yes	Nathan P. Daggett	04/12/2016	Annual
Umicore USA, Incorporated	22	Nathan P. Daggett	Yes	Nathan P. Daggett	04/08/2016	Sample
Umicore USA, Incorporated	22	Nathan P. Daggett	Yes	N/A	03/31/2016	Sample
Umicore USA, Incorporated	22	Nathan P. Daggett	Yes	Nathan P. Daggett	02/04/2016	Sample
Umicore USA, Incorporated	22	Nathan P. Daggett	Yes	Nathan P. Daggett	01/14/2016	Follow Up
Uncle Tonys Pizza and Pasta	85	Brian E. Steere	No	Brian E. Steere	10/21/2016	Follow Up
Unique Plating Company	11	Nathan P. Daggett	Yes	N/A	12/13/2016	Sample
Unique Plating Company	11	Nathan P. Daggett	Yes	Nathan P. Daggett	12/07/2016	Follow Up
Unique Plating Company	11	Nathan P. Daggett	Yes	N/A	11/21/2016	Sample
Unique Plating Company	11	Nathan P. Daggett	Yes	Nathan P. Daggett	10/19/2016	Annual

Field's Point
Inspection History - 2016

Company Name	Category	Engineer Assigned	Significant	Inspected By	Date	Inspected Type
Unique Plating Company	11	Nathan P. Daggett	Yes	Nathan P. Daggett	06/02/2016	Follow Up
Unique Plating Company	11	Nathan P. Daggett	Yes	N/A	02/15/2016	Sample
Unique Plating Company	11	Nathan P. Daggett	Yes	Nathan P. Daggett	02/12/2016	Follow Up
Unique Plating Company	11	Nathan P. Daggett	Yes	N/A	01/21/2016	Sample
Univar USA, Inc.	22	Katelyn Ludemann	Yes	Katelyn Ludemann	12/19/2016	Follow Up
Univar USA, Inc.	22	Katelyn Ludemann	Yes	N/A	09/27/2016	Sample
Univar USA, Inc.	22	Katelyn Ludemann	Yes	Ian E. Jardin	07/13/2016	Annual
Univar USA, Inc.	22	Katelyn Ludemann	Yes	Ian E. Jardin	06/09/2016	Follow Up
Univar USA, Inc.	22	Katelyn Ludemann	Yes	N/A	03/04/2016	Sample
Univar USA, Inc.	22	Katelyn Ludemann	Yes	Ian E. Jardin	01/20/2016	Follow Up
Universal Plating Company, Inc.	11	Brian E. Steere	Yes	Brian E. Steere	12/30/2016	Follow Up
Universal Plating Company, Inc.	11	Brian E. Steere	Yes	Brian E. Steere	12/13/2016	Follow Up
Universal Plating Company, Inc.	11	Brian E. Steere	Yes	N/A	11/22/2016	Sample
Universal Plating Company, Inc.	11	Brian E. Steere	Yes	Brian E. Steere	06/27/2016	Follow Up
Universal Plating Company, Inc.	11	Brian E. Steere	Yes	N/A	04/25/2016	Sample
Universal Plating Company, Inc.	11	Brian E. Steere	Yes	Brian E. Steere	04/05/2016	Annual
Universal Plating Company, Inc.	11	Brian E. Steere	Yes	N/A	02/02/2016	Sample
Universal Shaped Wire	41	Travis Costa	No	Travis Costa	12/19/2016	Follow Up
Universal Shaped Wire	41	Travis Costa	No	Travis Costa	11/14/2016	Follow Up
Universal Shaped Wire	41	Travis Costa	No	Travis Costa	09/08/2016	Follow Up
Universal Shaped Wire	41	Travis Costa	No	Travis Costa	06/06/2016	Follow Up
Universal Shaped Wire	41	Travis Costa	No	Travis Costa	04/21/2016	Follow Up
University Foot Center - Smith Street	94	Brian E. Steere	No	Brian E. Steere	10/21/2016	Follow Up
University Foot Center - Smith Street	94	Brian E. Steere	No	Brian E. Steere	01/11/2016	Follow Up
University Foot Center, Inc.	71	Brian E. Steere	No	Brian E. Steere	01/11/2016	Follow Up
University of Rhode Island- Shepard Bldg	95	Nathan P. Daggett	No	Nathan P. Daggett	02/17/2016	Follow Up
Uno Of Providence, Inc.	85	Michael McBurney	No	Michael McBurney	01/20/2016	Follow Up
UTGR, Inc.	85	Brandi-Lyn Colacone	No	Brandi-Lyn Colacone	07/12/2016	Follow Up
Vanuatu Coffee Roasters	85	Jared Urban	No	Jared Urban	04/26/2016	Follow Up
Vaseleos, LLC	85	Brian E. Steere	No	Brian E. Steere	12/13/2016	Follow Up
Vaseleos, LLC	85	Brian E. Steere	No	Brian E. Steere	03/11/2016	Follow Up
Vasilios Pizza	85	Brandi-Lyn Colacone	No	Brandi-Lyn Colacone	03/08/2016	Follow Up
VB Pizza, LLC	85	Jared Urban	No	Jared Urban	10/31/2016	Follow Up
Versace Auto	60	Brian E. Steere	No	Brian E. Steere	09/22/2016	Initial Inspection
Verve Inc.	60	Brian E. Steere	No	Brian E. Steere	04/22/2016	Initial Inspection
Victoria Bakery	71	Brian E. Steere	No	Brian E. Steere	08/19/2016	Follow Up
Villa Italian Kitchen	85	Brian E. Steere	No	Brian E. Steere	01/20/2016	Follow Up
Village Restaurant Group, LLC	85	Michael McBurney	No	Michael McBurney	02/24/2016	Follow Up
Virginia & Spanish Peanut Co.	81	Jared Urban	No	Jared Urban	02/17/2016	Follow Up
Viva Mexico Cantina	85	Brian E. Steere	No	Brian E. Steere	01/25/2016	Meeting
V-Mart	82	Brandi-Lyn Colacone	No	Brandi-Lyn Colacone	11/22/2016	Follow Up
Volpe Tailoring & Cleaning	92	Travis Costa	No	Travis Costa	02/18/2016	Follow Up
Walach Enterprises Providence, LLC	85	Jared Urban	No	Jared Urban	10/17/2016	Follow Up
Walsh's Auto Body and Sales, Inc.	97	Brandi-Lyn Colacone	No	Brandi-Lyn Colacone	12/29/2016	Follow Up
Walt's Roast Beef- North Providence	85	Jared Urban	No	Jared Urban	08/03/2016	Follow Up
WaraWara	85	Michael McBurney	No	Michael McBurney	08/09/2016	Initial Inspection
Warwick Poultry Company Inc.	81	Brandi-Lyn Colacone	No	Brandi-Lyn Colacone	11/22/2016	Follow Up
Washington Park Area II	78	Nathan Dean	No	Abigail Bernier	04/25/2016	Industrial Area
Washington Park Area II	78	Nathan Dean	No	Ian E. Jardin	04/25/2016	Industrial Area
Waterman Grill, LLC	85	Jared Urban	No	Jared Urban	05/24/2016	Follow Up
Waterman Laundromat	92	Jared Urban	No	Jared Urban	10/31/2016	Follow Up
Waterplace Restaurant	71	Jared Urban	No	Jared Urban	02/18/2016	Follow Up
Wendy's International, Inc. (Charles)	85	Kyle C. Gannon	No	Kyle C. Gannon	08/03/2016	Follow Up
Wendy's International, Inc. (Eddy)	85	Kyle C. Gannon	No	Kyle C. Gannon	10/13/2016	Follow Up
Wendy's International, Inc. (Manton)	85	Kyle C. Gannon	No	Kyle C. Gannon	09/29/2016	Follow Up
Weng and Jiang LLC	85	Brandi-Lyn Colacone	No	Brandi-Lyn Colacone	11/01/2016	Follow Up
West Fountain, LLC	85	Jared Urban	No	Jared Urban	07/18/2016	Meeting
West Fountain, LLC	85	Jared Urban	No	Jared Urban	05/12/2016	Initial Inspection
West River Cafe, LLC	85	Jared Urban	No	Jared Urban	09/20/2016	Follow Up
West Side Diner	85	Michael McBurney	No	Michael McBurney	03/31/2016	Follow Up
Whisk LLC	85	Michael McBurney	No	Michael McBurney	08/30/2016	Follow Up
Whytebrook Retirement Investors, LLC	86	Michael McBurney	No	Michael McBurney	01/28/2016	Follow Up
Wickenden Pub	74	Brian E. Steere	No	Brian E. Steere	09/22/2016	Initial Inspection
Wine & Cheese	85	Kyle C. Gannon	No	Kyle C. Gannon	03/01/2016	Follow Up
Wingate At Blackstone Boulevard	74	Kyle C. Gannon	No	Kyle C. Gannon	10/13/2016	Initial Inspection
WVVCB	41	Nathan P. Daggett	No	Nathan P. Daggett	10/11/2016	Follow Up
WVVCB	41	Nathan P. Daggett	No	Nathan P. Daggett	05/12/2016	Follow Up

Field's Point
Inspection History - 2016

Company Name	Category	Engineer Assigned	Significant	Inspected By	Date	Inspected Type
Yang's Restaurant	85	Brian E. Steere	No	Brian E. Steere	11/22/2016	Follow Up
Yang's Restaurant	85	Brian E. Steere	No	Brian E. Steere	08/17/2016	Follow Up
Yan's Cuisine	85	Brian E. Steere	No	Brian E. Steere	08/05/2016	Follow Up
Yan's Cuisine	85	Brian E. Steere	No	Brian E. Steere	06/13/2016	Follow Up
Yan's Cuisine	85	Brian E. Steere	No	Brian E. Steere	04/06/2016	Initial Inspection
Yawalux Corporation	74	Brian E. Steere	No	Brian E. Steere	11/23/2016	Initial Inspection
YLD Management Inc	85	Brian E. Steere	No	Brian E. Steere	05/09/2016	Initial Inspection
Yoo Sushi	85	Michael McBurney	No	Michael McBurney	11/29/2016	Follow Up
Yum Yum Pizza, LLC	71	Jared Urban	No	Jared Urban	05/12/2016	Follow Up
Zale Hospitality, Inc.	85	Michael McBurney	No	Michael McBurney	05/24/2016	Follow Up
Zumstein Family Dentistry	94	Kyle C. Gannon	No	Kyle C. Gannon	10/27/2016	Follow Up
Zumstein Family Dentistry	94	Kyle C. Gannon	No	Kyle C. Gannon	07/25/2016	Follow Up

USER INSPECTION HISTORY

BUCKLIN POINT

Bucklin Point
Inspection History - 2016

Company Name	Category	Engineer Assigned	Significant	Inspected By	Date	Inspected Type
10 Rocks Lounge & Tapas, LLC	85	Jared Urban	No	Jared Urban	12/22/2016	Follow Up
100 Chambers Street Operations, LLC	86	Jared Urban	No	Jared Urban	02/22/2016	Initial Inspection
1537 Corporation	85	Kyle C. Gannon	No	Kyle C. Gannon	04/25/2016	Follow Up
181 Conant Street	78	Nathan Dean	No	Abigail Bernier	04/06/2016	Industrial Area
181 Conant Street	78	Nathan Dean	No	Michael McBurney	04/06/2016	Industrial Area
3 Flags Bakery	81	Brian E. Steere	No	Brian E. Steere	11/03/2016	Follow Up
3 Flags Bakery	81	Brian E. Steere	No	Brian E. Steere	07/21/2016	Follow Up
560 Mineral Spring Avenue	78	Nathan Dean	No	Brian E. Steere	08/25/2016	Industrial Area
560 Mineral Spring Avenue	78	Nathan Dean	No	Nathan P. Daggett	08/25/2016	Industrial Area
560 Mineral Spring Avenue	78	Nathan Dean	No	Brian E. Steere	04/08/2016	Industrial Area
560 Mineral Spring Avenue	78	Nathan Dean	No	Nathan P. Daggett	04/08/2016	Industrial Area
579 Benefit Street Restaurant	74	Michael McBurney	No	Michael McBurney	12/13/2016	Initial Inspection
80 Fountain Street	78	Nathan Dean	No	Travis Costa	01/12/2016	Industrial Area
A+J Enterprises, LLC	85	Kyle C. Gannon	No	Kyle C. Gannon	04/25/2016	Follow Up
A.E.E. Inc.	85	Michael McBurney	No	Michael McBurney	03/22/2016	Follow Up
A.E.E. Inc.	85	Michael McBurney	No	Michael McBurney	02/25/2016	Follow Up
A.T. Cross Company	59	Katelyn Ludemann	No	Katelyn Ludemann	12/15/2016	Follow Up
A.T. Cross Company	59	Katelyn Ludemann	No	Ian E. Jardin	06/15/2016	Follow Up
A.T. Cross Company	59	Katelyn Ludemann	No	Ian E. Jardin	02/25/2016	Follow Up
ACS Industries, Inc.	35	Nathan P. Daggett	No	Nathan P. Daggett	12/02/2016	Follow Up
ACS Industries, Inc.	35	Nathan P. Daggett	No	Nathan P. Daggett	06/03/2016	Follow Up
APBVP, Inc.	85	Jared Urban	No	Jared Urban	02/25/2016	Follow Up
ARJK, Inc.	85	Jared Urban	No	Jared Urban	07/19/2016	Follow Up
Accent Plating Company	11	Nathan P. Daggett	Yes	N/A	12/13/2016	Sample
Accent Plating Company	11	Nathan P. Daggett	Yes	Nathan P. Daggett	11/30/2016	Follow Up
Accent Plating Company	11	Nathan P. Daggett	Yes	N/A	11/17/2016	Sample
Accent Plating Company	11	Nathan P. Daggett	Yes	Nathan P. Daggett	07/12/2016	Annual
Accent Plating Company	11	Nathan P. Daggett	Yes	N/A	03/15/2016	Sample
Accent Plating Company	11	Nathan P. Daggett	Yes	Nathan P. Daggett	03/07/2016	Follow Up
Accu-Care Supply	27	Travis Costa	No	Travis Costa	12/05/2016	Follow Up
Accu-Care Supply	27	Travis Costa	No	Travis Costa	06/16/2016	Follow Up
Accu-Care Supply	27	Travis Costa	No	Travis Costa	05/23/2016	Follow Up
Adaco, LLC	85	Brandi-Lyn Colacone	No	Brandi-Lyn Colacone	05/10/2016	Follow Up
Agar Machining & Welding, Inc.	42	Katelyn Ludemann	No	Katelyn Ludemann	12/13/2016	Follow Up
Agar Machining & Welding, Inc.	42	Katelyn Ludemann	No	Ian E. Jardin	06/07/2016	Follow Up
Air Filtration Systems	42	Nathan P. Daggett	No	Nathan P. Daggett	12/13/2016	Follow Up
Air Filtration Systems	42	Nathan P. Daggett	No	Nathan P. Daggett	05/19/2016	Follow Up
Air Filtration Systems	42	Nathan P. Daggett	No	Nathan P. Daggett	04/08/2016	Initial Inspection
Aladdin Club	85	Kyle C. Gannon	No	Kyle C. Gannon	04/27/2016	Follow Up
All Star Pizza	85	Jared Urban	No	Jared Urban	11/03/2016	Follow Up
All Star Pizza	85	Jared Urban	No	Jared Urban	08/11/2016	Initial Inspection
Allstate Restaurant Equipment	99	Michael McBurney	No	Michael McBurney	06/30/2016	Follow Up
Amanda's Kitchen	85	Jared Urban	No	Jared Urban	02/25/2016	Follow Up
Amica Mutual Insurance Co. - 10	53	Kyle C. Gannon	No	Kyle C. Gannon	12/29/2016	Follow Up
Amica Mutual Insurance Co. - 10	53	Kyle C. Gannon	No	Kyle C. Gannon	06/15/2016	Follow Up
Amica Mutual Insurance Co. - 25	37	Kyle C. Gannon	No	Kyle C. Gannon	12/29/2016	Follow Up
Amica Mutual Insurance Co. - 25	37	Kyle C. Gannon	No	Kyle C. Gannon	06/15/2016	Follow Up
Amica Mutual Insurance Co. - 50	53	Kyle C. Gannon	No	Kyle C. Gannon	12/29/2016	Follow Up
Amica Mutual Insurance Co. - 50	53	Kyle C. Gannon	No	Kyle C. Gannon	06/15/2016	Follow Up
Amica Mutual Insurance Co.-100	86	Kyle C. Gannon	No	Kyle C. Gannon	12/29/2016	Follow Up
Amica Mutual Insurance Co.-100	86	Kyle C. Gannon	No	Kyle C. Gannon	06/15/2016	Follow Up
Andrew's Bistro	85	Brandi-Lyn Colacone	No	Brandi-Lyn Colacone	10/18/2016	Follow Up
Angelica Textile Service	25	Brian E. Steere	Yes	Brian E. Steere	12/15/2016	Follow Up
Angelica Textile Service	25	Brian E. Steere	Yes	Brian E. Steere	09/29/2016	Annual
Angelica Textile Service	25	Brian E. Steere	Yes	N/A	09/29/2016	Sample
Angelica Textile Service	25	Brian E. Steere	Yes	Brian E. Steere	06/17/2016	Follow Up
Angelica Textile Service	25	Brian E. Steere	Yes	N/A	04/04/2016	Sample
Angelica Textile Service	25	Brian E. Steere	Yes	Brian E. Steere	02/09/2016	Follow Up
Angelo's Pizza, Inc.	85	Jared Urban	No	Jared Urban	01/08/2016	Follow Up
Anjos Enterprises, Inc.	92	Michael McBurney	No	Michael McBurney	07/27/2016	Follow Up
Antaya Technologies Corporation	72	Katelyn Ludemann	No	Abigail Bernier	10/25/2016	Follow Up

Bucklin Point
Inspection History - 2016

Company Name	Category	Engineer Assigned	Significant	Inspected By	Date	Inspected Type
Antaya Technologies Corporation	72	Katelyn Ludemann	No	Abigail Bernier	09/01/2016	Follow Up
Antaya Technologies Corporation	72	Katelyn Ludemann	No	Ian E. Jardin	06/13/2016	Follow Up
Antonio's Portuguese Cafe & Kitchen Inc.	85	Brian E. Steere	No	Brian E. Steere	04/07/2016	Follow Up
Apna Bazar	85	Travis Costa	No	Travis Costa	10/28/2016	Follow Up
Apna Bazar	85	Travis Costa	No	Travis Costa	02/26/2016	Follow Up
Apple Valley Kenco, Inc.	85	Jared Urban	No	Jared Urban	05/03/2016	Follow Up
Armando & Sons Meat Market	82	Michael McBurney	No	Michael McBurney	10/27/2016	Follow Up
ArtVac Corporation	21	Travis Costa	No	Travis Costa	12/09/2016	Follow Up
ArtVac Corporation	21	Travis Costa	No	Travis Costa	06/08/2016	Follow Up
ArtVac Corporation	21	Travis Costa	No	Travis Costa	05/19/2016	Follow Up
Asia Restaurants, Inc.	85	Brian E. Steere	No	Brian E. Steere	11/21/2016	Meeting
Asia Restaurants, Inc.	85	Brian E. Steere	No	Brian E. Steere	02/09/2016	Follow Up
Aspen Aerogels Rhode Island, LLC	27	Nathan P. Daggett	Yes	Nathan P. Daggett	12/14/2016	Follow Up
Aspen Aerogels Rhode Island, LLC	27	Nathan P. Daggett	Yes	N/A	11/01/2016	Sample
Aspen Aerogels Rhode Island, LLC	27	Nathan P. Daggett	Yes	Nathan P. Daggett	07/20/2016	Annual
Aspen Aerogels Rhode Island, LLC	27	Nathan P. Daggett	Yes	Nathan P. Daggett	06/14/2016	Follow Up
Aspen Aerogels Rhode Island, LLC	27	Nathan P. Daggett	Yes	N/A	04/22/2016	Sample
Aspen Aerogels Rhode Island, LLC	27	Nathan P. Daggett	Yes	N/A	04/19/2016	Sample
Aspen Aerogels Rhode Island, LLC	27	Nathan P. Daggett	Yes	Nathan P. Daggett	03/14/2016	Follow Up
Auto Parts Group Southwest LLC	42	Nathan P. Daggett	No	Nathan P. Daggett	11/28/2016	Follow Up
Auto Parts Group Southwest LLC	42	Nathan P. Daggett	No	Nathan P. Daggett	05/12/2016	Follow Up
Autumn Villa Assisted Living Residence	60	Jared Urban	No	Jared Urban	02/19/2016	Initial Inspection
Avenue N American Kitchen	85	Kyle C. Gannon	No	Kyle C. Gannon	02/23/2016	Follow Up
B & L Plastics, Inc.	46	Kyle C. Gannon	No	Kyle C. Gannon	12/22/2016	Follow Up
B & L Plastics, Inc.	46	Kyle C. Gannon	No	Kyle C. Gannon	07/13/2016	Follow Up
B & L Plastics, Inc.	46	Kyle C. Gannon	No	Kyle C. Gannon	06/22/2016	Follow Up
B & L Plastics, Inc.	46	Kyle C. Gannon	No	Kyle C. Gannon	02/03/2016	Follow Up
B. Pinelli's Simply Italian	85	Jared Urban	No	Jared Urban	09/08/2016	Follow Up
BLP Inc.	85	Michael McBurney	No	Michael McBurney	09/09/2016	Follow Up
Bachini's Bakery	81	Brian E. Steere	No	Brian E. Steere	08/05/2016	Follow Up
Bake My Day	71	Jared Urban	No	Jared Urban	06/27/2016	Follow Up
Bake My Day- Broad Street	85	Jared Urban	No	Jared Urban	06/27/2016	Initial Inspection
Benjamin III, Inc.	85	Kyle C. Gannon	No	Kyle C. Gannon	07/21/2016	Follow Up
Bernardo Manufacturing	21	Katelyn Ludemann	No	Katelyn Ludemann	12/06/2016	Follow Up
Bernardo Manufacturing	21	Katelyn Ludemann	No	Ian E. Jardin	06/13/2016	Follow Up
Best Beverage	60	Nathan P. Daggett	No	Nathan P. Daggett	04/08/2016	Initial Inspection
Best Eastern Chinese Restaurant	85	Michael McBurney	No	Michael McBurney	03/15/2016	Follow Up
Blackstone River Textiles, Inc.	74	Katelyn Ludemann	No	Ian E. Jardin	02/17/2016	Initial Inspection
Bliss Manufacturing Co., Inc.	11	Travis Costa	Yes	Travis Costa	12/19/2016	Follow Up
Bliss Manufacturing Co., Inc.	11	Travis Costa	Yes	N/A	12/05/2016	Sample
Bliss Manufacturing Co., Inc.	11	Travis Costa	Yes	Travis Costa	11/10/2016	Follow Up
Bliss Manufacturing Co., Inc.	11	Travis Costa	Yes	N/A	10/25/2016	Sample
Bliss Manufacturing Co., Inc.	11	Travis Costa	Yes	Travis Costa	08/24/2016	Follow Up
Bliss Manufacturing Co., Inc.	11	Travis Costa	Yes	Travis Costa	06/07/2016	Follow Up
Bliss Manufacturing Co., Inc.	11	Travis Costa	Yes	Travis Costa	04/27/2016	Follow Up
Bliss Manufacturing Co., Inc.	11	Travis Costa	Yes	N/A	02/03/2016	Sample
Bliss Manufacturing Co., Inc.	11	Travis Costa	Yes	Travis Costa	01/26/2016	Annual
Boston House of Pizza	85	Michael McBurney	No	Michael McBurney	11/17/2016	Follow Up
Bowling Academy, Inc.	85	Kyle C. Gannon	No	Kyle C. Gannon	10/27/2016	Follow Up
Brava Restaurant & Bar, Inc.	85	Kyle C. Gannon	No	Kyle C. Gannon	09/29/2016	Follow Up
Brava Restaurant & Bar, Inc.	85	Kyle C. Gannon	No	Kyle C. Gannon	09/13/2016	Follow Up
Brava Restaurant & Bar, Inc.	85	Kyle C. Gannon	No	Kyle C. Gannon	03/28/2016	Follow Up
Broadway Car Wash	97	Michael McBurney	No	Michael McBurney	03/29/2016	Follow Up
Bucket Brewery	89	Brian E. Steere	No	Brian E. Steere	11/09/2016	Follow Up
Bucket Brewery	89	Brian E. Steere	No	Brian E. Steere	10/19/2016	Follow Up
Bucket Brewery	89	Brian E. Steere	No	Brian E. Steere	08/25/2016	Follow Up
Bucklin Point Treatment Plant	0	Kerry M. Britt	No	Kerry M. Britt	10/19/2016	Annual
Bullard Abrasives Inc	42	Katelyn Ludemann	No	Katelyn Ludemann	12/14/2016	Follow Up
Bullard Abrasives Inc	42	Katelyn Ludemann	No	Ian E. Jardin	06/06/2016	Follow Up
Burger Bar, Inc.	85	Jared Urban	No	Jared Urban	11/28/2016	Follow Up
Burger Boys	71	Kyle C. Gannon	No	Kyle C. Gannon	02/18/2016	Follow Up

Bucklin Point
Inspection History - 2016

Company Name	Category	Engineer Assigned	Significant	Inspected By	Date	Inspected Type
CMG Holding Company, LLC	85	Brian E. Steere	No	Brian E. Steere	03/15/2016	Follow Up
CW Lanes and Games	85	Kyle C. Gannon	No	Kyle C. Gannon	01/14/2016	Follow Up
Cala Fruit Distributors, Inc.	81	Michael McBurney	No	Michael McBurney	10/25/2016	Follow Up
Canton Wok	85	Brian E. Steere	No	Brian E. Steere	04/22/2016	Follow Up
Carrington Street	78	Nathan Dean	No	Abigail Bernier	02/18/2016	Industrial Area
Carrington Street	78	Nathan Dean	No	Kyle C. Gannon	02/18/2016	Industrial Area
Catazaros Food Products, Inc.	81	Michael McBurney	No	Michael McBurney	05/23/2016	Follow Up
Celtic Pub, Inc.	85	Jared Urban	No	Jared Urban	04/29/2016	Follow Up
Central Auto Radiator, Inc.	59	Michael McBurney	No	Michael McBurney	11/30/2016	Follow Up
Central Auto Radiator, Inc.	59	Michael McBurney	No	Michael McBurney	06/21/2016	Follow Up
Central Falls Detention Facility Corp.	86	Brandi-Lyn Colacone	No	Brandi-Lyn Colacone	02/04/2016	Follow Up
Central Falls Provision Co.	81	Michael McBurney	No	Michael McBurney	03/24/2016	Follow Up
Chelo's Restaurant	85	Jared Urban	No	Jared Urban	05/03/2016	Follow Up
Chemart Company	11	Nathan P. Daggett	Yes	Nathan P. Daggett	12/02/2016	Follow Up
Chemart Company	11	Nathan P. Daggett	Yes	Nathan P. Daggett	11/14/2016	Follow Up
Chemart Company	11	Nathan P. Daggett	Yes	Kerry M. Britt	09/21/2016	Sample
Chemart Company	11	Nathan P. Daggett	Yes	Nathan P. Daggett	06/28/2016	Annual
Chemart Company	11	Nathan P. Daggett	Yes	Nathan P. Daggett	02/25/2016	Follow Up
Chemart Company	11	Nathan P. Daggett	Yes	N/A	01/27/2016	Sample
Chengdu Taste Inc.	71	Jared Urban	No	Jared Urban	11/28/2016	Follow Up
Chengdu Taste Inc. (New)	85	Jared Urban	No	Jared Urban	11/28/2016	Initial Inspection
China House	85	Brandi-Lyn Colacone	No	Brandi-Lyn Colacone	06/07/2016	Follow Up
China House	85	Brandi-Lyn Colacone	No	Brandi-Lyn Colacone	04/05/2016	Initial Inspection
China Houseoob	71	Brandi-Lyn Colacone	No	Brandi-Lyn Colacone	04/05/2016	Follow Up
Cintas Corporation	25	Abigail Bernier	Yes	Abigail Bernier	12/13/2016	Follow Up
Cintas Corporation	25	Abigail Bernier	Yes	N/A	10/06/2016	Sample
Cintas Corporation	25	Abigail Bernier	Yes	Abigail Bernier	06/13/2016	Follow Up
Cintas Corporation	25	Abigail Bernier	Yes	Abigail Bernier	03/03/2016	Annual
Cintas Corporation	25	Abigail Bernier	Yes	N/A	03/01/2016	Sample
Cintas Corporation	25	Abigail Bernier	Yes	Abigail Bernier	01/26/2016	Follow Up
Cintas Corporation	25	Abigail Bernier	Yes	Abigail Bernier	01/25/2016	Sample
City of Pawtucket - Public Works	37	Travis Costa	No	Travis Costa	12/19/2016	Follow Up
City of Pawtucket - Public Works	37	Travis Costa	No	Travis Costa	06/07/2016	Follow Up
City of Pawtucket - Public Works	37	Travis Costa	No	Travis Costa	01/12/2016	Follow Up
Cityline Laundry	92	Jared Urban	No	Jared Urban	06/21/2016	Follow Up
Classsick Custom	99	Brian E. Steere	No	Brian E. Steere	04/08/2016	Initial Inspection
Coia Sanitation Services	80	Kyle C. Gannon	No	Jared Urban	04/29/2016	Follow Up
Coia Sanitation Services	80	Kyle C. Gannon	No	Kyle C. Gannon	04/06/2016	Follow Up
Coin-OP	92	Travis Costa	No	Travis Costa	07/20/2016	Follow Up
Coin-OP	92	Travis Costa	No	Travis Costa	01/13/2016	Follow Up
Colonial Motor Sales, Inc.	97	Kyle C. Gannon	No	Kyle C. Gannon	09/26/2016	Follow Up
Colonial Motor Sales, Inc.	97	Kyle C. Gannon	No	Kyle C. Gannon	05/24/2016	Follow Up
Compassionate Care Veterinary Clinic	99	Michael McBurney	No	Michael McBurney	09/08/2016	Follow Up
Conopco, Inc. (Site #1)	40	Travis Costa	No	Travis Costa	12/06/2016	Follow Up
Conopco, Inc. (Site #1)	40	Travis Costa	No	N/A	10/19/2016	Sample
Conopco, Inc. (Site #1)	40	Travis Costa	No	Travis Costa	06/09/2016	Follow Up
Conopco, Inc. (Site #1)	40	Travis Costa	No	N/A	04/06/2016	Sample
Conopco, Inc. (Site #2)	40	Travis Costa	No	Travis Costa	12/06/2016	Follow Up
Conopco, Inc. (Site #2)	40	Travis Costa	No	Travis Costa	06/09/2016	Follow Up
Conrad-Jarvis Corp.	42	Brian E. Steere	No	Brian E. Steere	12/27/2016	Follow Up
Conrad-Jarvis Corp.	42	Brian E. Steere	No	Brian E. Steere	06/20/2016	Follow Up
Continental Plastics & Packaging	35	Katelyn Ludemann	No	Katelyn Ludemann	12/14/2016	Follow Up
Continental Plastics & Packaging	35	Katelyn Ludemann	No	Ian E. Jardin	06/06/2016	Follow Up
Cooley, Incorporated	53	Travis Costa	No	Travis Costa	12/12/2016	Follow Up
Cooley, Incorporated	53	Travis Costa	No	Travis Costa	06/01/2016	Follow Up
Cooley, Incorporated	53	Travis Costa	No	Travis Costa	05/12/2016	Follow Up
Corner Diner	85	Jared Urban	No	Jared Urban	10/17/2016	Follow Up
Cottage Street Donuts	85	Kyle C. Gannon	No	Kyle C. Gannon	07/26/2016	Follow Up
Creative Stone Countertops Inc.	42	Michael McBurney	No	Michael McBurney	11/30/2016	Follow Up
Creative Stone Countertops Inc.	42	Michael McBurney	No	Michael McBurney	06/29/2016	Follow Up
Crest Manufacturing Company	52	Michael McBurney	No	Michael McBurney	11/30/2016	Follow Up

Bucklin Point
Inspection History - 2016

Company Name	Category	Engineer Assigned	Significant	Inspected By	Date	Inspected Type
Crest Manufacturing Company	52	Michael McBurney	No	Michael McBurney	06/29/2016	Follow Up
Crugnale Bakery	85	Michael McBurney	No	Michael McBurney	09/08/2016	Initial Inspection
Cuisine Del Mar	85	Brian E. Steere	No	Brian E. Steere	02/12/2016	Follow Up
Cumberland House of Pizza	85	Kyle C. Gannon	No	Kyle C. Gannon	01/26/2016	Follow Up
D. James Photopoulos, DDS	71	Jared Urban	No	Jared Urban	01/08/2016	Follow Up
D. James Photopoulos, DDS	71	Jared Urban	No	Jared Urban	01/06/2016	Initial Inspection
D. Miller's Auto Body	97	Kyle C. Gannon	No	Kyle C. Gannon	09/28/2016	Follow Up
D.J. Providence Co., LLC	85	Jared Urban	No	Jared Urban	07/20/2016	Follow Up
DIP, Inc.	85	Jared Urban	No	Jared Urban	12/08/2016	Follow Up
DIP, Inc.	85	Jared Urban	No	Jared Urban	09/22/2016	Follow Up
DJ Providence Co., LLC	85	Brian E. Steere	No	Brian E. Steere	03/15/2016	Follow Up
Darlene Group	11	Travis Costa	Yes	Travis Costa	12/12/2016	Follow Up
Darlene Group	11	Travis Costa	Yes	N/A	11/21/2016	Sample
Darlene Group	11	Travis Costa	Yes	Travis Costa	10/12/2016	Follow Up
Darlene Group	11	Travis Costa	Yes	Travis Costa	08/11/2016	Follow Up
Darlene Group	11	Travis Costa	Yes	Travis Costa	06/10/2016	Follow Up
Darlene Group	11	Travis Costa	Yes	Travis Costa	04/26/2016	Follow Up
Darlene Group	11	Travis Costa	Yes	N/A	02/01/2016	Sample
Darlene Group	11	Travis Costa	Yes	Travis Costa	01/20/2016	Annual
Darlington Assisted Living Center	86	Jared Urban	No	Jared Urban	05/10/2016	Follow Up
Darlington Assisted Living Center	86	Jared Urban	No	Jared Urban	02/23/2016	Follow Up
Dave's Marketplace	82	Michael McBurney	No	Michael McBurney	04/27/2016	Follow Up
Davenport Restaurant	85	Michael McBurney	No	Michael McBurney	09/08/2016	Initial Inspection
David London and Company	35	Kyle C. Gannon	No	Kyle C. Gannon	12/19/2016	Follow Up
David London and Company	35	Kyle C. Gannon	No	Kyle C. Gannon	06/27/2016	Follow Up
Denison Acquisition Company, LLC	14	Nathan P. Daggett	Yes	Nathan P. Daggett	12/02/2016	Follow Up
Denison Acquisition Company, LLC	14	Nathan P. Daggett	Yes	Nathan P. Daggett	10/06/2016	Annual
Denison Acquisition Company, LLC	14	Nathan P. Daggett	Yes	Kerry M. Britt	09/13/2016	Sample
Denison Acquisition Company, LLC	14	Nathan P. Daggett	Yes	Nathan P. Daggett	07/20/2016	Sample
Denison Acquisition Company, LLC	14	Nathan P. Daggett	Yes	Nathan P. Daggett	06/03/2016	Follow Up
Denison Acquisition Company, LLC	14	Nathan P. Daggett	Yes	N/A	02/09/2016	Sample
Dental Associates of Cumberland, Inc.	94	Brian E. Steere	No	Brian E. Steere	09/28/2016	Follow Up
Dexter Car Wash, Inc.	97	Michael McBurney	No	Michael McBurney	10/25/2016	Initial Inspection
Dexter Street South Laundry Corp.	92	Travis Costa	No	Travis Costa	10/06/2016	Initial Inspection
Diamond Cleaners, Inc.	92	Brian E. Steere	No	Brian E. Steere	07/19/2016	Follow Up
Diamond Cleaners, Inc.	92	Brian E. Steere	No	Brian E. Steere	03/15/2016	Follow Up
Diamond Hill Dental, Inc.	94	Nathan P. Daggett	No	Nathan P. Daggett	03/22/2016	Follow Up
Dominican Supermarket	74	Michael McBurney	No	Michael McBurney	10/19/2016	Initial Inspection
Domino's Pizza (Dexter Street)	85	Michael McBurney	No	Michael McBurney	10/25/2016	Follow Up
Don's Lunch	85	Brandi-Lyn Colacone	No	Brandi-Lyn Colacone	03/28/2016	Follow Up
Double Dragon	85	Brandi-Lyn Colacone	No	Brandi-Lyn Colacone	05/09/2016	Follow Up
Double Dragon	85	Brandi-Lyn Colacone	No	Brandi-Lyn Colacone	03/09/2016	Follow Up
Downtown Pawtucket East	78	Nathan Dean	No	Abigail Bernier	03/10/2016	Industrial Area
Downtown Pawtucket East	78	Nathan Dean	No	Brian E. Steere	03/10/2016	Industrial Area
Downtown Pawtucket West	78	Nathan Dean	No	Abigail Bernier	04/20/2016	Industrial Area
Downtown Pawtucket West	78	Nathan Dean	No	Kyle C. Gannon	04/20/2016	Industrial Area
Drs. Ward and Vaudry	94	Nathan P. Daggett	No	Nathan P. Daggett	01/12/2016	Follow Up
Dufficy Enterprises, Inc.	85	Jared Urban	No	Jared Urban	07/19/2016	Follow Up
Dunkin Donuts - Central Avenue	85	Jared Urban	No	Jared Urban	07/19/2016	Follow Up
Dunkin Donuts - Cumberland	85	Brandi-Lyn Colacone	No	Brandi-Lyn Colacone	09/15/2016	Follow Up
Dunkin Donuts - Taunton Ave.	85	Jared Urban	No	Jared Urban	06/29/2016	Follow Up
Dunkin Donuts-Broad Street	85	Brian E. Steere	No	Brian E. Steere	07/21/2016	Follow Up
Dunkin Donuts-Broad Street	85	Brian E. Steere	No	Brian E. Steere	02/09/2016	Follow Up
Dunkin Donuts-George Washington	85	Michael McBurney	No	Michael McBurney	04/27/2016	Follow Up
Dupuis Oil	97	Brian E. Steere	No	Brian E. Steere	04/22/2016	Follow Up
E.B. Dragon, LLC	71	Brian E. Steere	No	Brian E. Steere	03/15/2016	Follow Up
EDC Holding, LLC	85	Michael McBurney	No	Michael McBurney	11/17/2016	Follow Up
EDC Holding, LLC	85	Michael McBurney	No	Michael McBurney	03/16/2016	Follow Up
East Coast Auto	60	Katelyn Ludemann	No	Ian E. Jardin	01/13/2016	Follow Up
East Providence Cinemas	85	Brian E. Steere	No	Brian E. Steere	03/15/2016	Follow Up
East Providence Persy's Place LLC	85	Brian E. Steere	No	Brian E. Steere	03/15/2016	Initial Inspection

Bucklin Point
Inspection History - 2016

Company Name	Category	Engineer Assigned	Significant	Inspected By	Date	Inspected Type
Eaton Corporation	11	Katelyn Ludemann	Yes	Katelyn Ludemann	12/06/2016	Follow Up
Eaton Corporation	11	Katelyn Ludemann	Yes	Nathan P. Daggett	10/26/2016	Annual
Eaton Corporation	11	Katelyn Ludemann	Yes	N/A	10/25/2016	Sample
Eaton Corporation	11	Katelyn Ludemann	Yes	Ian E. Jardin	06/13/2016	Follow Up
Eaton Corporation	11	Katelyn Ludemann	Yes	N/A	04/04/2016	Sample
Ecological Fibers, Inc.	24	Travis Costa	Yes	Travis Costa	12/22/2016	Follow Up
Ecological Fibers, Inc.	24	Travis Costa	Yes	N/A	09/07/2016	Sample
Ecological Fibers, Inc.	24	Travis Costa	Yes	Travis Costa	06/22/2016	Follow Up
Ecological Fibers, Inc.	24	Travis Costa	Yes	N/A	05/24/2016	Sample
Ecological Fibers, Inc.	24	Travis Costa	Yes	N/A	04/26/2016	Sample
Ecological Fibers, Inc.	24	Travis Costa	Yes	N/A	03/03/2016	Sample
Ecological Fibers, Inc.	24	Travis Costa	Yes	Travis Costa	01/12/2016	Annual
Eglantina Kica, D.M.D.	94	Nathan P. Daggett	No	Nathan P. Daggett	02/10/2016	Follow Up
El Paisa Restaurant, Inc.	85	Brandi-Lyn Colacone	No	Brandi-Lyn Colacone	09/29/2016	Follow Up
El Salvadoreno Restaurant, Inc.	85	Jared Urban	No	Jared Urban	01/21/2016	Follow Up
Emery Realty Inc./Fountain Street Grille	85	Kyle C. Gannon	No	Kyle C. Gannon	07/26/2016	Follow Up
Emery's Catering Service, Inc.	85	Michael McBurney	No	Michael McBurney	03/24/2016	Follow Up
Enterprise Rent-A-Car of R.I. (Broadway)	37	Nathan P. Daggett	No	Nathan P. Daggett	09/20/2016	Follow Up
Enterprise Rent-A-Car of R.I. (Broadway)	37	Nathan P. Daggett	No	Nathan P. Daggett	04/21/2016	Follow Up
Erick Market & More Inc.	71	Jared Urban	No	Jared Urban	05/26/2016	Follow Up
Erick Market & More Inc.	71	Jared Urban	No	Jared Urban	03/09/2016	Follow Up
Everybody's Favorite Family Restaurant	85	Kyle C. Gannon	No	Kyle C. Gannon	01/26/2016	Follow Up
Express Panda	85	Brian E. Steere	No	Brian E. Steere	09/08/2016	Follow Up
Express Panda	85	Brian E. Steere	No	Brian E. Steere	08/05/2016	Follow Up
Express Panda	85	Brian E. Steere	No	Brian E. Steere	05/16/2016	Follow Up
Express Panda	85	Brian E. Steere	No	Brian E. Steere	02/16/2016	Initial Inspection
Extreme Clean Laundry, Inc.	92	Brian E. Steere	No	Brian E. Steere	04/22/2016	Follow Up
FGX International	59	Katelyn Ludemann	No	Katelyn Ludemann	12/15/2016	Follow Up
FGX International	59	Katelyn Ludemann	No	Ian E. Jardin	06/15/2016	Follow Up
Finlay Extracts & Ingredients USA, Inc.	34	Travis Costa	No	Travis Costa	12/06/2016	Follow Up
Finlay Extracts & Ingredients USA, Inc.	34	Travis Costa	No	Travis Costa	06/02/2016	Follow Up
Finlay Extracts & Ingredients USA, Inc.	34	Travis Costa	No	N/A	05/04/2016	Sample
Finlay Extracts & Ingredients USA, Inc.	34	Travis Costa	No	Travis Costa	03/17/2016	Follow Up
Fitness International LLC	89	Jared Urban	No	Jared Urban	01/06/2016	Initial Inspection
Flor Di Brava	81	Kyle C. Gannon	No	Kyle C. Gannon	09/13/2016	Follow Up
Foolproof Brewing Co., LLC	89	Kyle C. Gannon	No	Kyle C. Gannon	05/09/2016	Follow Up
Foolproof Brewing Co., LLC	89	Kyle C. Gannon	No	Kyle C. Gannon	04/11/2016	Follow Up
Frank Lizotte's Glass Co., Inc.	42	Katelyn Ludemann	No	Katelyn Ludemann	12/16/2016	Follow Up
Frank Lizotte's Glass Co., Inc.	42	Katelyn Ludemann	No	Ian E. Jardin	06/16/2016	Follow Up
Freeway Laundry II	92	Travis Costa	No	Travis Costa	01/13/2016	Follow Up
Froyo World Lincoln	85	Brandi-Lyn Colacone	No	Brandi-Lyn Colacone	08/16/2016	Follow Up
Fujifilm Electronic Materials USA, Inc.	59	Katelyn Ludemann	No	Katelyn Ludemann	12/21/2016	Follow Up
Fujifilm Electronic Materials USA, Inc.	59	Katelyn Ludemann	No	Ian E. Jardin	06/29/2016	Follow Up
Fuller Packaging, Inc.	52	Brian E. Steere	No	Brian E. Steere	12/15/2016	Follow Up
Fuller Packaging, Inc.	52	Brian E. Steere	No	Brian E. Steere	06/13/2016	Follow Up
G.B. Donuts of RI Inc.	85	Michael McBurney	No	Michael McBurney	08/18/2016	Initial Inspection
Galito Restaurant	85	Michael McBurney	No	Michael McBurney	10/07/2016	Follow Up
Garden Grille	85	Michael McBurney	No	Michael McBurney	06/30/2016	Follow Up
Garden Meat Market, LLC	81	Jared Urban	No	Jared Urban	08/11/2016	Follow Up
Garden Meat Market, LLC	81	Jared Urban	No	Jared Urban	05/26/2016	Initial Inspection
Garfield Social Club	85	Michael McBurney	No	Michael McBurney	03/24/2016	Follow Up
Garrison Confections	71	Brandi-Lyn Colacone	No	Brandi-Lyn Colacone	12/12/2016	Follow Up
General Cable Industries, LLC	27	Katelyn Ludemann	Yes	Katelyn Ludemann	12/14/2016	Follow Up
General Cable Industries, LLC	27	Katelyn Ludemann	Yes	Nathan P. Daggett	11/04/2016	Follow Up
General Cable Industries, LLC	27	Katelyn Ludemann	Yes	N/A	10/24/2016	Sample
General Cable Industries, LLC	27	Katelyn Ludemann	Yes	Ian E. Jardin	06/15/2016	Follow Up
General Cable Industries, LLC	27	Katelyn Ludemann	Yes	N/A	05/04/2016	Sample
General Cable Industries, LLC	27	Katelyn Ludemann	Yes	Ian E. Jardin	03/02/2016	Annual
General Polymer, Inc.	60	Jared Urban	No	Nathan P. Daggett	11/18/2016	Follow Up
Geneva Apartments, LP	86	Jared Urban	No	Jared Urban	12/22/2016	Follow Up
George Bennett Hwy Central	78	Nathan Dean	No	Brian E. Steere	04/13/2016	Industrial Area

Bucklin Point
Inspection History - 2016

Company Name	Category	Engineer Assigned	Significant	Inspected By	Date	Inspected Type
George Bennett Hwy Central	78	Nathan Dean	No	Ian E. Jardin	04/13/2016	Industrial Area
George Bennett Hwy South	78	Nathan Dean	No	Brian E. Steere	04/13/2016	Industrial Area
George Bennett Hwy South	78	Nathan Dean	No	Ian E. Jardin	04/13/2016	Industrial Area
George Washington Highway	78	Nathan Dean	No	Abigail Bernier	06/01/2016	Industrial Area
George Washington Highway	78	Nathan Dean	No	Brian E. Steere	06/01/2016	Industrial Area
Georgia's Restaurant Ltd.	85	Brandi-Lyn Colacone	No	Brandi-Lyn Colacone	08/02/2016	Follow Up
Gerard A. Belhumeur, DDS	94	Travis Costa	No	Travis Costa	03/30/2016	Follow Up
Godfrey & Wing, Inc.	27	Travis Costa	Yes	Travis Costa	12/13/2016	Annual
Godfrey & Wing, Inc.	27	Travis Costa	Yes	Travis Costa	11/29/2016	Follow Up
Godfrey & Wing, Inc.	27	Travis Costa	Yes	N/A	11/16/2016	Sample
Godfrey & Wing, Inc.	27	Travis Costa	Yes	Travis Costa	10/13/2016	Follow Up
Godfrey & Wing, Inc.	27	Travis Costa	Yes	Travis Costa	07/27/2016	Follow Up
Godfrey & Wing, Inc.	27	Travis Costa	Yes	Travis Costa	05/25/2016	Follow Up
Godfrey & Wing, Inc.	27	Travis Costa	Yes	N/A	04/06/2016	Sample
Golden Li Lai	85	Brian E. Steere	No	Brian E. Steere	05/11/2016	Follow Up
Golden Li Lai	85	Brian E. Steere	No	Brian E. Steere	01/21/2016	Follow Up
Great China Inc.	85	Brian E. Steere	No	Brian E. Steere	01/15/2016	Follow Up
Great Taste	85	Brian E. Steere	No	Brian E. Steere	04/22/2016	Follow Up
Greystone of Lincoln, Inc.	42	Katelyn Ludemann	No	Katelyn Ludemann	12/14/2016	Follow Up
Greystone of Lincoln, Inc.	42	Katelyn Ludemann	No	Ian E. Jardin	06/06/2016	Follow Up
Gripnail Corporation	42	Brian E. Steere	No	Brian E. Steere	12/22/2016	Follow Up
Gripnail Corporation	42	Brian E. Steere	No	Brian E. Steere	06/20/2016	Follow Up
Gripnail Corporation	42	Brian E. Steere	No	Brian E. Steere	01/19/2016	Follow Up
HM Vincent, DMD, LLC	94	Travis Costa	No	Travis Costa	11/29/2016	Follow Up
HP Services, Inc.	11	Travis Costa	Yes	Travis Costa	12/14/2016	Follow Up
HP Services, Inc.	11	Travis Costa	Yes	N/A	11/22/2016	Sample
HP Services, Inc.	11	Travis Costa	Yes	Travis Costa	09/14/2016	Annual
HP Services, Inc.	11	Travis Costa	Yes	Travis Costa	09/01/2016	Follow Up
HP Services, Inc.	11	Travis Costa	Yes	Travis Costa	06/16/2016	Follow Up
HP Services, Inc.	11	Travis Costa	Yes	N/A	04/11/2016	Sample
HP Services, Inc.	11	Travis Costa	Yes	Travis Costa	03/17/2016	Follow Up
Harris Industries, Inc.	42	Travis Costa	No	Travis Costa	12/09/2016	Follow Up
Harris Industries, Inc.	42	Travis Costa	No	Travis Costa	06/02/2016	Follow Up
Harris Industries, Inc.	42	Travis Costa	No	Travis Costa	04/20/2016	Follow Up
Hartley's Pork Pies	81	Brian E. Steere	No	Brian E. Steere	06/03/2016	Follow Up
Harvest Greens and Beans	71	Jared Urban	No	Jared Urban	04/06/2016	Follow Up
Hasbro, Inc.	27	Travis Costa	No	Travis Costa	12/05/2016	Follow Up
Hasbro, Inc.	27	Travis Costa	No	Travis Costa	10/28/2016	Follow Up
Hasbro, Inc.	27	Travis Costa	No	Travis Costa	06/15/2016	Follow Up
Hasbro, Inc. - Executive Offices	86	Travis Costa	No	Travis Costa	11/29/2016	Follow Up
Highland Corporate Drive	78	Nathan Dean	No	Brandi-Lyn Colacone	07/15/2016	Industrial Area
Highland Corporate Drive	78	Nathan Dean	No	Nathan P. Daggett	07/15/2016	Industrial Area
Highland Dental Group, Inc.	94	Kyle C. Gannon	No	Kyle C. Gannon	07/21/2016	Follow Up
Hindley Manufacturing Company	21	Travis Costa	No	Travis Costa	12/12/2016	Follow Up
Hindley Manufacturing Company	21	Travis Costa	No	Travis Costa	06/08/2016	Follow Up
Hindley Manufacturing Company	21	Travis Costa	No	Travis Costa	04/13/2016	Follow Up
Homestead Baking Company	81	Michael McBurney	No	Michael McBurney	11/22/2016	Follow Up
Honey Dew Donuts (Newport Avenue)	85	Kyle C. Gannon	No	Kyle C. Gannon	08/30/2016	Follow Up
Hope Bindery and Box Co.	60	Nathan P. Daggett	No	Nathan P. Daggett	10/20/2016	Initial Inspection
Hope Buffinton Packaging Group, LLC	59	Brandi-Lyn Colacone	No	Brandi-Lyn Colacone	12/01/2016	Follow Up
Hope Buffinton Packaging Group, LLC	59	Brandi-Lyn Colacone	No	Brandi-Lyn Colacone	08/02/2016	Initial Inspection
Hope Buffinton Packaging Group, LLC	59	Brandi-Lyn Colacone	No	Brandi-Lyn Colacone	06/14/2016	Follow Up
Hope Global	23	Travis Costa	No	Travis Costa	12/06/2016	Follow Up
Hope Global	23	Travis Costa	No	Travis Costa	09/20/2016	Follow Up
Hope Global	23	Travis Costa	No	Travis Costa	06/02/2016	Follow Up
Hope Global	23	Travis Costa	No	Travis Costa	05/10/2016	Follow Up
Hope Springs Eternal LLC	85	Michael McBurney	No	Michael McBurney	06/30/2016	Follow Up
Hope Springs Eternal LLC	85	Michael McBurney	No	Michael McBurney	02/24/2016	Follow Up
Hord Crystal Corporation	11	Travis Costa	Yes	Travis Costa	12/19/2016	Follow Up
Hord Crystal Corporation	11	Travis Costa	Yes	Travis Costa	09/27/2016	Annual
Hord Crystal Corporation	11	Travis Costa	Yes	N/A	09/12/2016	Sample

Bucklin Point
Inspection History - 2016

Company Name	Category	Engineer Assigned	Significant	Inspected By	Date	Inspected Type
Hord Crystal Corporation	11	Travis Costa	Yes	Travis Costa	06/07/2016	Follow Up
Hord Crystal Corporation	11	Travis Costa	Yes	Travis Costa	04/07/2016	Follow Up
Hord Crystal Corporation	11	Travis Costa	Yes	N/A	02/29/2016	Sample
Hord Crystal Corporation	11	Travis Costa	Yes	Travis Costa	02/11/2016	Follow Up
House of Pizza	85	Jared Urban	No	Jared Urban	07/19/2016	Follow Up
Howley Bread Group	85	Brian E. Steere	No	Brian E. Steere	03/29/2016	Follow Up
Hydro Dulce	85	Michael McBurney	No	Michael McBurney	08/25/2016	Initial Inspection
Hydro Dulce	85	Michael McBurney	No	Michael McBurney	07/19/2016	Meeting
Impact Custom Apparel, LLC	99	Travis Costa	No	Travis Costa	07/12/2016	Follow Up
Impact Custom Apparel, LLC	99	Travis Costa	No	Travis Costa	01/22/2016	Follow Up
Imperial Packaging Corporation	49	Katelyn Ludemann	No	Katelyn Ludemann	12/13/2016	Follow Up
Imperial Packaging Corporation	49	Katelyn Ludemann	No	Ian E. Jardin	06/07/2016	Follow Up
Independent Auto Sales	74	Michael McBurney	No	Brian E. Steere	01/07/2016	Follow Up
Independent Auto Sales	74	Michael McBurney	No	Michael McBurney	01/07/2016	Follow Up
Industrial Container Services - RI, LLC	44	Kyle C. Gannon	No	Kyle C. Gannon	12/19/2016	Follow Up
Industrial Container Services - RI, LLC	44	Kyle C. Gannon	No	Kyle C. Gannon	06/16/2016	Follow Up
Industrial Lane Cumberland	78	Nathan Dean	No	Brian E. Steere	06/23/2016	Industrial Area
Industrial Lane Cumberland	78	Nathan Dean	No	Travis Costa	01/22/2016	Industrial Area
Ink Solution	99	Katelyn Ludemann	No	Ian E. Jardin	02/19/2016	Follow Up
International Accessories	71	Abigail Bernier	No	Travis Costa	10/27/2016	Follow Up
International Accessories	71	Abigail Bernier	No	Travis Costa	06/10/2016	Follow Up
International Meat Market	81	Travis Costa	No	Travis Costa	07/26/2016	Follow Up
International Meat Market	81	Travis Costa	No	Travis Costa	02/18/2016	Follow Up
International Packaging Corp.	53	Katelyn Ludemann	No	Katelyn Ludemann	12/13/2016	Follow Up
International Packaging Corp.	53	Katelyn Ludemann	No	Ian E. Jardin	06/21/2016	Follow Up
Interplex Engineered Products, Inc.	11	Abigail Bernier	Yes	Abigail Bernier	12/06/2016	Follow Up
Interplex Engineered Products, Inc.	11	Abigail Bernier	Yes	N/A	10/24/2016	Sample
Interplex Engineered Products, Inc.	11	Abigail Bernier	Yes	Abigail Bernier	06/16/2016	Follow Up
Interplex Engineered Products, Inc.	11	Abigail Bernier	Yes	Abigail Bernier	05/18/2016	Annual
Interplex Engineered Products, Inc.	11	Abigail Bernier	Yes	N/A	04/20/2016	Sample
Interplex Engineered Products, Inc.	11	Abigail Bernier	Yes	Abigail Bernier	04/11/2016	Follow Up
Interplex Engineered Products, Inc.	11	Abigail Bernier	Yes	Abigail Bernier	01/06/2016	Sample
Isle Brewers Guild	34	Kyle C. Gannon	No	Kerry M. Britt	11/17/2016	Initial Inspection
Isle Brewers Guild	34	Kyle C. Gannon	No	Kyle C. Gannon	10/20/2016	Meeting
Isle Brewers Guild	34	Kyle C. Gannon	No	Kerry M. Britt	08/31/2016	Meeting
Isle Brewers Guild	34	Kyle C. Gannon	No	Kyle C. Gannon	03/30/2016	Meeting
J H Davis, LLC	71	Nathan P. Daggett	No	Nathan P. Daggett	06/07/2016	Follow Up
J and K Restaurant	85	Brandi-Lyn Colacone	No	Brandi-Lyn Colacone	11/01/2016	Follow Up
J&M Diamond Tool, Inc.	44	Katelyn Ludemann	No	Katelyn Ludemann	12/14/2016	Follow Up
J&M Diamond Tool, Inc.	44	Katelyn Ludemann	No	Ian E. Jardin	06/13/2016	Follow Up
J's Deli	85	Michael McBurney	No	Michael McBurney	09/12/2016	Follow Up
J.D. Laundromat	92	Kyle C. Gannon	No	Kyle C. Gannon	05/23/2016	Follow Up
J.D. Laundromat	92	Kyle C. Gannon	No	Kyle C. Gannon	01/26/2016	Follow Up
JAR Bakers Supply	81	Brian E. Steere	No	Brian E. Steere	07/21/2016	Follow Up
JH Davis, LLC.	42	Nathan P. Daggett	No	Nathan P. Daggett	12/05/2016	Follow Up
JH Davis, LLC.	42	Nathan P. Daggett	No	Nathan P. Daggett	10/03/2016	Initial Inspection
JJ and Son	85	Brandi-Lyn Colacone	No	Brandi-Lyn Colacone	11/10/2016	Follow Up
JK Club, LLC	71	Brandi-Lyn Colacone	No	Brandi-Lyn Colacone	03/23/2016	Follow Up
Jan Co. Central, Inc.	85	Brandi-Lyn Colacone	No	Brandi-Lyn Colacone	05/04/2016	Follow Up
Jeanne Jugan Residence	86	Michael McBurney	No	Michael McBurney	06/30/2016	Follow Up
Jerry's Friendly Tap LLC	85	Jared Urban	No	Jared Urban	02/19/2016	Follow Up
Jin Hua Chinese Restaurant, Inc.	85	Kyle C. Gannon	No	Kyle C. Gannon	03/08/2016	Follow Up
John H. Collins & Sons Company	27	Nathan P. Daggett	Yes	Nathan P. Daggett	12/05/2016	Follow Up
John H. Collins & Sons Company	27	Nathan P. Daggett	Yes	N/A	09/27/2016	Sample
John H. Collins & Sons Company	27	Nathan P. Daggett	Yes	Nathan P. Daggett	09/14/2016	Follow Up
John H. Collins & Sons Company	27	Nathan P. Daggett	Yes	Nathan P. Daggett	06/01/2016	Follow Up
John H. Collins & Sons Company	27	Nathan P. Daggett	Yes	Nathan P. Daggett	03/03/2016	Annual
John H. Collins & Sons Company	27	Nathan P. Daggett	Yes	N/A	02/22/2016	Sample
Johnston Donuts, Inc.	85	Michael McBurney	No	Michael McBurney	09/12/2016	Follow Up
Jorge's Auto Sales and Repair	60	Kyle C. Gannon	No	Kyle C. Gannon	05/23/2016	Initial Inspection
Just Like Home Laundry	92	Brandi-Lyn Colacone	No	Brandi-Lyn Colacone	12/15/2016	Follow Up

Bucklin Point
Inspection History - 2016

Company Name	Category	Engineer Assigned	Significant	Inspected By	Date	Inspected Type
K & A El Masri- Ronzio Pizza	85	Michael McBurney	No	Michael McBurney	09/09/2016	Follow Up
K&W Webbing Company	23	Nathan P. Daggett	No	Nathan P. Daggett	11/28/2016	Follow Up
K&W Webbing Company	23	Nathan P. Daggett	No	Nathan P. Daggett	06/01/2016	Follow Up
KMN LLC	85	Jared Urban	No	Jared Urban	06/01/2016	Follow Up
KMN LLC	85	Jared Urban	No	Jared Urban	02/25/2016	Initial Inspection
KMN, LLC	85	Jared Urban	No	Jared Urban	10/12/2016	Follow Up
Katrina's Country Kitchen	71	Michael McBurney	No	Michael McBurney	02/02/2016	Follow Up
Keats Garden, Inc.	60	Jared Urban	No	Jared Urban	04/07/2016	Initial Inspection
Kenneth Castellucci & Associates, Inc.	42	Nathan P. Daggett	No	Nathan P. Daggett	12/02/2016	Follow Up
Kenneth Castellucci & Associates, Inc.	42	Nathan P. Daggett	No	Nathan P. Daggett	06/03/2016	Follow Up
Key Container Corporation	24	Brian E. Steere	No	Brian E. Steere	12/22/2016	Follow Up
Key Container Corporation	24	Brian E. Steere	No	Brian E. Steere	06/20/2016	Follow Up
Keystone Real Estate Group, Inc.	74	Kyle C. Gannon	No	Kyle C. Gannon	08/16/2016	Initial Inspection
Kim & Gary's Ice Cream Machine	85	Michael McBurney	No	Michael McBurney	10/03/2016	Follow Up
Kim & Gary's Ice Cream Machine	85	Michael McBurney	No	Michael McBurney	03/09/2016	Follow Up
Kitchen & Counter Top Center of N.E.	74	Brian E. Steere	No	Brian E. Steere	12/15/2016	Follow Up
Kitchen & Counter Top Center of N.E.	74	Brian E. Steere	No	Brian E. Steere	06/17/2016	Follow Up
Kiwi Burst Yogurt Shop	85	Travis Costa	No	Travis Costa	07/14/2016	Follow Up
LLeras Grille LLC	71	Brian E. Steere	No	Brian E. Steere	05/23/2016	Follow Up
LLeras Grille LLC	71	Brian E. Steere	No	Brian E. Steere	01/21/2016	Follow Up
LMP Enterprises	85	Brandi-Lyn Colacone	No	Brandi-Lyn Colacone	08/16/2016	Follow Up
LRA Restaurants Inc.	85	Jared Urban	No	Jared Urban	05/26/2016	Initial Inspection
La Arepa	85	Brian E. Steere	No	Brian E. Steere	04/07/2016	Follow Up
La Esquina	71	Brian E. Steere	No	Brian E. Steere	09/08/2016	Initial Inspection
Langley's Laundromat	92	Kyle C. Gannon	No	Kyle C. Gannon	03/10/2016	Follow Up
Leedon Webbing Co., Inc.	44	Kyle C. Gannon	No	Kyle C. Gannon	12/15/2016	Follow Up
Leedon Webbing Co., Inc.	44	Kyle C. Gannon	No	Kyle C. Gannon	06/13/2016	Follow Up
Leon Markarov Dental Prosthetics	60	Nathan P. Daggett	No	Nathan P. Daggett	04/11/2016	Follow Up
Lil & Gene's Restaurant	74	Kyle C. Gannon	No	Kyle C. Gannon	09/20/2016	Initial Inspection
Lincoln Animal Hospital	94	Kyle C. Gannon	No	Kyle C. Gannon	07/19/2016	Follow Up
Lincoln Dental Associates	74	Michael McBurney	No	Michael McBurney	11/02/2016	Initial Inspection
Lincoln Dental Associates, Inc.	71	Brian E. Steere	No	Brian E. Steere	11/02/2016	Follow Up
Lincoln Fine Ingredients	22	Nathan P. Daggett	Yes	Nathan P. Daggett	12/12/2016	Follow Up
Lincoln Fine Ingredients	22	Nathan P. Daggett	Yes	Nathan P. Daggett	10/12/2016	Annual
Lincoln Fine Ingredients	22	Nathan P. Daggett	Yes	N/A	09/13/2016	Sample
Lincoln Fine Ingredients	22	Nathan P. Daggett	Yes	Nathan P. Daggett	06/14/2016	Follow Up
Lincoln Fine Ingredients	22	Nathan P. Daggett	Yes	N/A	05/16/2016	Sample
Lincoln Fine Ingredients	22	Nathan P. Daggett	Yes	Nathan P. Daggett	03/01/2016	Follow Up
Lincoln Fine Ingredients	22	Nathan P. Daggett	Yes	N/A	02/29/2016	Sample
Lincoln Laundromat	92	Michael McBurney	No	Michael McBurney	07/19/2016	Follow Up
Lincoln Senior Center	86	Kyle C. Gannon	No	Kyle C. Gannon	03/09/2016	Follow Up
Liquid Blue	23	Kyle C. Gannon	Yes	Kyle C. Gannon	12/13/2016	Follow Up
Liquid Blue	23	Kyle C. Gannon	Yes	N/A	10/19/2016	Sample
Liquid Blue	23	Kyle C. Gannon	Yes	Kyle C. Gannon	09/12/2016	Follow Up
Liquid Blue	23	Kyle C. Gannon	Yes	Kyle C. Gannon	07/19/2016	Annual
Liquid Blue	23	Kyle C. Gannon	Yes	Kyle C. Gannon	06/16/2016	Follow Up
Liquid Blue	23	Kyle C. Gannon	Yes	Kyle C. Gannon	03/29/2016	Follow Up
Liquid Blue	23	Kyle C. Gannon	Yes	N/A	03/10/2016	Sample
Lonsdale Donuts	85	Jared Urban	No	Jared Urban	06/07/2016	Follow Up
Lonsdale Elementary School	74	Michael McBurney	No	Michael McBurney	04/12/2016	Initial Inspection
Lonsdale Super Wash	92	Brian E. Steere	No	Brian E. Steere	01/15/2016	Follow Up
Luciano and Sons	71	Michael McBurney	No	Michael McBurney	10/19/2016	Follow Up
Luciano and Sons	71	Michael McBurney	No	Michael McBurney	03/01/2016	Follow Up
Lucky Chen	85	Jared Urban	No	Jared Urban	09/15/2016	Follow Up
Lucky Chen Corp 2	85	Jared Urban	No	Jared Urban	09/15/2016	Follow Up
Lucky Laundry	92	Travis Costa	No	Travis Costa	08/11/2016	Initial Inspection
Lydia A. Klufas, DDS	94	Travis Costa	No	Travis Costa	02/18/2016	Follow Up
MLS Screw Machine Corp.	60	Brian E. Steere	No	Travis Costa	01/19/2016	Follow Up
Madison Cutting Tool	71	Nathan P. Daggett	No	Nathan P. Daggett	03/29/2016	Follow Up
Main Street Market, Inc.	82	Michael McBurney	No	Michael McBurney	06/30/2016	Follow Up
Makin Central Inc.	85	Kyle C. Gannon	No	Kyle C. Gannon	09/13/2016	Follow Up

Bucklin Point
Inspection History - 2016

Company Name	Category	Engineer Assigned	Significant	Inspected By	Date	Inspected Type
Manning Heffern Inc.	96	Michael McBurney	No	Michael McBurney	07/06/2016	Follow Up
Manville Cleaning Center	92	Jared Urban	No	Jared Urban	11/03/2016	Follow Up
Manville Palace Pizza	85	Kyle C. Gannon	No	Kyle C. Gannon	05/12/2016	Initial Inspection
Marotta Food Corporation	82	Michael McBurney	No	Michael McBurney	10/27/2016	Follow Up
Martin Bakers, LLC	85	Brian E. Steere	No	Brian E. Steere	02/25/2016	Follow Up
Martin Street Industrial Area	78	Nathan Dean	No	Abigail Bernier	05/16/2016	Industrial Area
Martin Street Industrial Area	78	Nathan Dean	No	Michael McBurney	05/16/2016	Industrial Area
Masbro Polishing Company, Inc.	42	Travis Costa	No	Travis Costa	12/21/2016	Follow Up
Masbro Polishing Company, Inc.	42	Travis Costa	No	Travis Costa	09/30/2016	Follow Up
Masbro Polishing Company, Inc.	42	Travis Costa	No	Travis Costa	06/01/2016	Follow Up
Masbro Polishing Company, Inc.	42	Travis Costa	No	Travis Costa	05/12/2016	Follow Up
Materion Technical Materials, Inc.	11	Nathan P. Daggett	Yes	Nathan P. Daggett	12/02/2016	Follow Up
Materion Technical Materials, Inc.	11	Nathan P. Daggett	Yes	N/A	11/16/2016	Sample
Materion Technical Materials, Inc.	11	Nathan P. Daggett	Yes	Nathan P. Daggett	09/07/2016	Annual
Materion Technical Materials, Inc.	11	Nathan P. Daggett	Yes	Nathan P. Daggett	06/03/2016	Follow Up
Materion Technical Materials, Inc.	11	Nathan P. Daggett	Yes	N/A	04/19/2016	Sample
Materion Technical Materials, Inc.	11	Nathan P. Daggett	Yes	Nathan P. Daggett	04/05/2016	Follow Up
Matos Bakery	81	Kyle C. Gannon	No	Kyle C. Gannon	09/13/2016	Follow Up
McDonald's - Armistice Blvd.	71	Jared Urban	No	Jared Urban	10/12/2016	Follow Up
McDonald's - Mendon Road	71	Jared Urban	No	Jared Urban	04/29/2016	Follow Up
Medcure	95	Nathan P. Daggett	No	Nathan P. Daggett	07/15/2016	Follow Up
Mei King - OOB	71	Kyle C. Gannon	No	Kyle C. Gannon	03/10/2016	Follow Up
Mei King Restaurant	85	Kyle C. Gannon	No	Kyle C. Gannon	03/10/2016	Initial Inspection
Memorial Hospital of RI	90	Katelyn Ludemann	No	Kerry M. Britt	06/12/2016	Investigation
Mercury Print & Mail Company, Inc	71	Nathan P. Daggett	No	Nathan P. Daggett	06/01/2016	Follow Up
Merrick R. Williams, Inc.	71	Michael McBurney	No	Michael McBurney	07/26/2016	Follow Up
Michael Healy Designs, Inc.	41	Travis Costa	No	Travis Costa	12/06/2016	Follow Up
Michael Healy Designs, Inc.	41	Travis Costa	No	Travis Costa	06/02/2016	Follow Up
Michael Healy Designs, Inc.	41	Travis Costa	No	Travis Costa	03/02/2016	Follow Up
Michael's Meats	81	Michael McBurney	No	Michael McBurney	09/09/2016	Follow Up
Microfibres, Inc.	71	Kyle C. Gannon	Yes	Kyle C. Gannon	01/28/2016	Annual
Microfibres, Inc.	71	Kyle C. Gannon	Yes	N/A	01/28/2016	Sample
Mineral Enterprises Inc.	85	Jared Urban	No	Jared Urban	09/26/2016	Follow Up
Ming Garden, Inc.	85	Brandi-Lyn Colacone	No	Brandi-Lyn Colacone	07/21/2016	Follow Up
Ming Garden, Inc.	85	Brandi-Lyn Colacone	No	Brandi-Lyn Colacone	03/09/2016	Follow Up
Mini Market La Esperanza	71	Brian E. Steere	No	Brian E. Steere	05/23/2016	Follow Up
Modern Diner	85	Brandi-Lyn Colacone	No	Brian E. Steere	02/25/2016	Follow Up
Montecristo Restaurant	85	Jared Urban	No	Jared Urban	04/06/2016	Follow Up
Montecristo Restaurant	85	Jared Urban	No	Jared Urban	03/22/2016	Follow Up
Moon Star Chinese Restaurant	85	Brandi-Lyn Colacone	No	Brandi-Lyn Colacone	10/04/2016	Follow Up
Moon Star Chinese Restaurant	85	Brandi-Lyn Colacone	No	Brandi-Lyn Colacone	08/31/2016	Follow Up
Moon Star Chinese Restaurant	85	Brandi-Lyn Colacone	No	Brandi-Lyn Colacone	08/02/2016	Follow Up
Motown Pizza, LLC	85	Jared Urban	No	Jared Urban	08/19/2016	Meeting
Motown Pizza, LLC	85	Jared Urban	No	Jared Urban	05/03/2016	Follow Up
Mr. USA Cleaners	92	Travis Costa	No	Travis Costa	03/29/2016	Follow Up
Mulhearn's Pub	85	Kyle C. Gannon	No	Kyle C. Gannon	02/17/2016	Follow Up
Multi-Wall Packaging a Division of ITW	42	Travis Costa	No	Travis Costa	12/05/2016	Follow Up
Multi-Wall Packaging a Division of ITW	42	Travis Costa	No	Travis Costa	10/31/2016	Follow Up
Multi-Wall Packaging a Division of ITW	42	Travis Costa	No	Travis Costa	06/15/2016	Follow Up
Murdock Webbing Co., Inc.	23	Kyle C. Gannon	Yes	Kyle C. Gannon	12/15/2016	Follow Up
Murdock Webbing Co., Inc.	23	Kyle C. Gannon	Yes	Kyle C. Gannon	09/22/2016	Annual
Murdock Webbing Co., Inc.	23	Kyle C. Gannon	Yes	N/A	09/07/2016	Sample
Murdock Webbing Co., Inc.	23	Kyle C. Gannon	Yes	Kyle C. Gannon	06/13/2016	Follow Up
Murdock Webbing Co., Inc.	23	Kyle C. Gannon	Yes	Kyle C. Gannon	03/28/2016	Follow Up
Murdock Webbing Co., Inc.	23	Kyle C. Gannon	Yes	N/A	02/03/2016	Sample
My Daddy's Pizza	85	Jared Urban	No	Jared Urban	02/11/2016	Initial Inspection
NSC Restrooms	60	Travis Costa	No	Travis Costa	01/19/2016	Initial Inspection
Neptco, Inc.	44	Katelyn Ludemann	No	Katelyn Ludemann	12/13/2016	Follow Up
Neptco, Inc.	44	Katelyn Ludemann	No	Ian E. Jardin	06/07/2016	Follow Up
New England Linen Supply, Inc.	25	Nathan P. Daggett	Yes	Nathan P. Daggett	12/20/2016	Annual
New England Linen Supply, Inc.	25	Nathan P. Daggett	Yes	N/A	10/05/2016	Sample

Bucklin Point
Inspection History - 2016

Company Name	Category	Engineer Assigned	Significant	Inspected By	Date	Inspected Type
New England Linen Supply, Inc.	25	Nathan P. Daggett	Yes	Nathan P. Daggett	09/14/2016	Follow Up
New England Linen Supply, Inc.	25	Nathan P. Daggett	Yes	Nathan P. Daggett	06/07/2016	Follow Up
New England Linen Supply, Inc.	25	Nathan P. Daggett	Yes	N/A	02/25/2016	Sample
New England Linen Supply, Inc.	25	Nathan P. Daggett	Yes	Nathan P. Daggett	01/05/2016	Annual
New England Way	78	Nathan Dean	No	Brian E. Steere	03/11/2016	Industrial Area
New England Way	78	Nathan Dean	No	Nathan P. Daggett	03/11/2016	Industrial Area
New Harvest Coffee Roasters	85	Jared Urban	No	Jared Urban	11/28/2016	Follow Up
New Hong Kong	85	Brandi-Lyn Colacone	No	Brandi-Lyn Colacone	03/22/2016	Follow Up
Newman Avenue	78	Nathan Dean	No	Kyle C. Gannon	02/23/2016	Industrial Area
Newman Avenue	78	Nathan Dean	No	Nathan P. Daggett	02/23/2016	Industrial Area
Newport 223 Donuts, Inc.	85	Kyle C. Gannon	No	Kyle C. Gannon	04/25/2016	Follow Up
Newport Ave Donut-81 Newport	85	Kyle C. Gannon	No	Kyle C. Gannon	04/25/2016	Follow Up
Newport Cedar Donuts, Inc.	85	Kyle C. Gannon	No	Kyle C. Gannon	04/25/2016	Follow Up
Newport Division Donuts, Inc.	85	Brian E. Steere	No	Brian E. Steere	04/22/2016	Follow Up
North American Salt & Fresh Fish Corp.	81	Michael McBurney	No	Michael McBurney	06/28/2016	Initial Inspection
North American Salt & Fresh Fish Corp.	81	Michael McBurney	No	Michael McBurney	02/25/2016	Follow Up
North Central Industrial Park	78	Nathan Dean	No	Abigail Bernier	09/29/2016	Industrial Area
North Central Industrial Park	78	Nathan Dean	No	Michael McBurney	09/29/2016	Industrial Area
Northeast Construction Services	74	Brian E. Steere	No	Brian E. Steere	11/07/2016	Initial Inspection
Northeast Knitting, Inc.	23	Brian E. Steere	No	Brian E. Steere	12/27/2016	Follow Up
Northeast Knitting, Inc.	23	Brian E. Steere	No	Brian E. Steere	06/20/2016	Follow Up
Northern Central Falls	78	Nathan Dean	No	Kyle C. Gannon	11/15/2016	Industrial Area
Northern Central Falls	78	Nathan Dean	No	Michael McBurney	11/15/2016	Industrial Area
Oak Hill Health & Rehabilitation Center	86	Jared Urban	No	Jared Urban	06/21/2016	Follow Up
Ocean Fresh Seafood	71	Travis Costa	No	Travis Costa	01/05/2016	Follow Up
Ocean Fresh Seafood Market Corp.	82	Travis Costa	No	Travis Costa	10/13/2016	Follow Up
Ocean Fresh Seafood Market Corp.	82	Travis Costa	No	Travis Costa	03/08/2016	Initial Inspection
Ocean State Cesspool, Inc.	80	Jared Urban	No	Jared Urban	04/25/2016	Follow Up
Ocean State Five II, LLC	85	Michael McBurney	No	Michael McBurney	05/02/2016	Follow Up
Olly's Pizza	85	Kyle C. Gannon	No	Kyle C. Gannon	05/23/2016	Follow Up
On the Go Laundromat	92	Jared Urban	No	Jared Urban	08/18/2016	Follow Up
Original Pizza of Boston	53	Nathan P. Daggett	No	Nathan P. Daggett	12/02/2016	Follow Up
Original Pizza of Boston	53	Nathan P. Daggett	No	Nathan P. Daggett	06/13/2016	Follow Up
Orion Retail	26	Katelyn Ludemann	No	Katelyn Ludemann	12/14/2016	Follow Up
Orion Retail	26	Katelyn Ludemann	No	Ian E. Jardin	06/06/2016	Follow Up
Our Place on North Broadway	85	Jared Urban	No	Jared Urban	07/20/2016	Follow Up
Our Place on North Broadway	85	Jared Urban	No	Jared Urban	05/04/2016	Follow Up
P & G Bowling, Inc.	85	Kyle C. Gannon	No	Kyle C. Gannon	08/30/2016	Follow Up
PAWTUCKET COUNTRY CLUB	85	Brandi-Lyn Colacone	No	Brandi-Lyn Colacone	03/31/2016	Follow Up
PAWTUCKET COUNTRY CLUB	85	Brandi-Lyn Colacone	No	Brandi-Lyn Colacone	03/15/2016	Follow Up
PCL Fixtures, Inc.	24	Nathan P. Daggett	No	Nathan P. Daggett	12/01/2016	Follow Up
PCL Fixtures, Inc.	24	Nathan P. Daggett	No	Nathan P. Daggett	06/08/2016	Follow Up
Packaging Graphics, LLC	24	Travis Costa	No	Travis Costa	12/19/2016	Follow Up
Packaging Graphics, LLC	24	Travis Costa	No	Travis Costa	06/07/2016	Follow Up
Packaging Graphics, LLC	24	Travis Costa	No	Travis Costa	02/11/2016	Follow Up
Pamfilio's Italian Deli	85	Brandi-Lyn Colacone	No	Brandi-Lyn Colacone	10/18/2016	Follow Up
Panaderia El Antojo, Inc.	85	Brandi-Lyn Colacone	No	Brandi-Lyn Colacone	09/15/2016	Follow Up
Papa Gino's #408	85	Michael McBurney	No	Michael McBurney	09/13/2016	Follow Up
Parkway Apartments, L.P.	86	Jared Urban	No	Jared Urban	08/23/2016	Follow Up
Patriot Textiles, Inc.	23	Nathan P. Daggett	No	Nathan P. Daggett	11/28/2016	Follow Up
Patriot Textiles, Inc.	23	Nathan P. Daggett	No	Nathan P. Daggett	06/01/2016	Follow Up
Paul G. Roque, DDS	94	Travis Costa	No	Travis Costa	03/31/2016	Follow Up
Paulo J. DaRosa, DDS	94	Travis Costa	No	Travis Costa	02/17/2016	Follow Up
Pawtucket Ave:Esten Avenue Mill Area	78	Nathan Dean	No	Jared Urban	10/20/2016	Industrial Area
Pawtucket Ave:Esten Avenue Mill Area	78	Nathan Dean	No	Nathan P. Daggett	10/20/2016	Industrial Area
Pawtucket China Inn	85	Brian E. Steere	No	Brian E. Steere	01/15/2016	Follow Up
Pawtucket Little Caesars, LLC	85	Brian E. Steere	No	Brian E. Steere	06/03/2016	Follow Up
Pawtucket Little Caesars, LLC	85	Brian E. Steere	No	Brian E. Steere	01/15/2016	Initial Inspection
Pawtucket Power Associates	16	Katelyn Ludemann	Yes	Katelyn Ludemann	12/13/2016	Follow Up
Pawtucket Power Associates	16	Katelyn Ludemann	Yes	Abigail Bernier	09/07/2016	Annual
Pawtucket Power Associates	16	Katelyn Ludemann	Yes	N/A	07/26/2016	Sample

Bucklin Point
Inspection History - 2016

Company Name	Category	Engineer Assigned	Significant	Inspected By	Date	Inspected Type
Pawtucket Power Associates	16	Katelyn Ludemann	Yes	Ian E. Jardin	06/13/2016	Follow Up
Pawtucket Power Associates	16	Katelyn Ludemann	Yes	N/A	05/16/2016	Sample
Pawtucket Power Associates	16	Katelyn Ludemann	Yes	Ian E. Jardin	03/09/2016	Follow Up
Pawtucket Taco	85	Brian E. Steere	No	Brian E. Steere	03/15/2016	Follow Up
Pedro Teixeira, DDS	94	Katelyn Ludemann	No	Ian E. Jardin	05/10/2016	Follow Up
Pepper Dining Inc.	85	Kyle C. Gannon	No	Kyle C. Gannon	07/06/2016	Follow Up
Pepperoni's of Lincoln, LLC	85	Kyle C. Gannon	No	Kyle C. Gannon	07/20/2016	Follow Up
Phantom Properties, LLC	85	Michael McBurney	No	Michael McBurney	04/18/2016	Follow Up
Philopateert L.L.C.	85	Brandi-Lyn Colacone	No	Brandi-Lyn Colacone	04/15/2016	Follow Up
Phoenix Converting Corporation	59	Katelyn Ludemann	No	Katelyn Ludemann	12/13/2016	Follow Up
Phoenix Converting Corporation	59	Katelyn Ludemann	No	Ian E. Jardin	06/07/2016	Follow Up
Piatek Machine Co., Inc.	42	Katelyn Ludemann	No	Katelyn Ludemann	12/13/2016	Follow Up
Piatek Machine Co., Inc.	42	Katelyn Ludemann	No	Ian E. Jardin	06/16/2016	Follow Up
Pizzaworks	71	Michael McBurney	No	Michael McBurney	06/06/2016	Follow Up
Plouffe's Cup N Saucer	85	Brian E. Steere	No	Brian E. Steere	01/15/2016	Follow Up
Poly/Sperse, Corp.	22	Travis Costa	No	Travis Costa	12/05/2016	Follow Up
Poly/Sperse, Corp.	22	Travis Costa	No	Travis Costa	06/15/2016	Follow Up
Poly/Sperse, Corp.	22	Travis Costa	No	Travis Costa	03/30/2016	Follow Up
Precision Harley - Davidson, Inc.	97	Brian E. Steere	No	Brian E. Steere	04/22/2016	Follow Up
Precision Polishing & Ornament	42	Travis Costa	No	Travis Costa	12/09/2016	Follow Up
Precision Polishing & Ornament	42	Travis Costa	No	Travis Costa	06/02/2016	Follow Up
Precision Polishing & Ornament	42	Travis Costa	No	Travis Costa	05/19/2016	Follow Up
Princess Enterprise, Inc.	85	Michael McBurney	No	Michael McBurney	05/31/2016	Follow Up
Printmakers, Inc.	93	Travis Costa	No	Travis Costa	07/21/2016	Follow Up
Prospect Pizza	85	Jared Urban	No	Jared Urban	03/15/2016	Follow Up
Prospect Pizza	85	Jared Urban	No	Jared Urban	02/23/2016	Follow Up
Providence Braid Co., Inc.	44	Kyle C. Gannon	No	Kyle C. Gannon	12/07/2016	Follow Up
Providence Braid Co., Inc.	44	Kyle C. Gannon	No	Kyle C. Gannon	06/14/2016	Follow Up
Providence Metallizing Company, Inc.	11	Abigail Bernier	Yes	Abigail Bernier	12/19/2016	Follow Up
Providence Metallizing Company, Inc.	11	Abigail Bernier	Yes	Abigail Bernier	11/04/2016	Annual
Providence Metallizing Company, Inc.	11	Abigail Bernier	Yes	N/A	10/18/2016	Sample
Providence Metallizing Company, Inc.	11	Abigail Bernier	Yes	Abigail Bernier	06/16/2016	Follow Up
Providence Metallizing Company, Inc.	11	Abigail Bernier	Yes	N/A	05/03/2016	Sample
Providence Metallizing Company, Inc.	11	Abigail Bernier	Yes	Abigail Bernier	04/08/2016	Follow Up
Pulcinella, LLC	85	Kyle C. Gannon	No	Kyle C. Gannon	07/20/2016	Follow Up
Putnam Holdings, Inc.	49	Katelyn Ludemann	No	Katelyn Ludemann	12/19/2016	Follow Up
Quality Rental	86	Brian E. Steere	No	Brian E. Steere	04/22/2016	Follow Up
Queenies Deck	85	Jared Urban	No	Jared Urban	04/07/2016	Follow Up
R & D Manufacturing, Inc.	41	Nathan P. Daggett	No	Nathan P. Daggett	12/05/2016	Follow Up
R & D Manufacturing, Inc.	41	Nathan P. Daggett	No	Nathan P. Daggett	06/01/2016	Follow Up
R.J.W. Enterprises Inc.	85	Brian E. Steere	No	Brian E. Steere	04/22/2016	Follow Up
RIDCO Casting Co.	21	Brandi-Lyn Colacone	No	Brandi-Lyn Colacone	12/08/2016	Follow Up
RIDCO Casting Co.	21	Brandi-Lyn Colacone	No	Brandi-Lyn Colacone	06/30/2016	Follow Up
Rand Whitney Southeast Container, LLC	24	Nathan P. Daggett	No	Nathan P. Daggett	12/01/2016	Follow Up
Rand Whitney Southeast Container, LLC	24	Nathan P. Daggett	No	Nathan P. Daggett	06/08/2016	Follow Up
Rhode Island Textile Company	71	Travis Costa	No	Travis Costa	10/14/2016	Follow Up
Rhode Island Textile Company	71	Travis Costa	No	Travis Costa	06/07/2016	Follow Up
Rhode Island Textile Company	71	Travis Costa	No	Travis Costa	02/11/2016	Follow Up
Ribatejo Fish Market	82	Brandi-Lyn Colacone	No	Brandi-Lyn Colacone	10/04/2016	Follow Up
Ribatejo Fish Market	82	Brandi-Lyn Colacone	No	Brandi-Lyn Colacone	08/11/2016	Follow Up
Riccotti's Pizza and Subs	71	Brian E. Steere	No	Brian E. Steere	09/08/2016	Follow Up
Riccotti's Pizza and Subs	71	Brian E. Steere	No	Brian E. Steere	02/25/2016	Initial Inspection
Richmond Motor Sales, Inc.	97	Brian E. Steere	No	Brian E. Steere	12/05/2016	Follow Up
Riviera Inn	85	Jared Urban	No	Jared Urban	08/23/2016	Follow Up
Rosco Manufacturing, LLC	42	Michael McBurney	No	Michael McBurney	12/21/2016	Follow Up
Rose Sub LLC	85	Michael McBurney	No	Michael McBurney	09/12/2016	Follow Up
Royal Cleaners, Inc.	92	Travis Costa	No	Travis Costa	02/09/2016	Follow Up
Russell S. Chin, DDS, Ltd.	94	Travis Costa	No	Travis Costa	04/14/2016	Follow Up
Rustigian Rugs - Meeting	74	Brian E. Steere	No	Brian E. Steere	08/01/2016	Initial Inspection
S.P. Donuts	85	Brian E. Steere	No	Brian E. Steere	11/07/2016	Initial Inspection
SD Concepts	60	Brian E. Steere	No	Brian E. Steere	01/19/2016	Initial Inspection

Bucklin Point
Inspection History - 2016

Company Name	Category	Engineer Assigned	Significant	Inspected By	Date	Inspected Type
SP Donuts, Inc.	85	Kyle C. Gannon	No	Kyle C. Gannon	01/26/2016	Follow Up
SPHOD	85	Brian E. Steere	No	Brian E. Steere	04/22/2016	Initial Inspection
Sani-Kan Company, Inc.	60	Jared Urban	No	Travis Costa	01/19/2016	Follow Up
Schofield Printing, Inc.	99	Brandi-Lyn Colacone	No	Brandi-Lyn Colacone	12/22/2016	Follow Up
Schofield Sanitation	80	Michael McBurney	No	Brandi-Lyn Colacone	04/29/2016	Follow Up
Schofield Sanitation	80	Michael McBurney	No	Travis Costa	04/28/2016	Follow Up
Scituate Cesspool, Inc.	80	Jared Urban	No	Brian E. Steere	07/20/2016	Follow Up
Senior Lifestyle Emerald Bay LP	86	Michael McBurney	No	Michael McBurney	04/18/2016	Follow Up
Septage Station	77	Kerry M. Britt	No	Michael McBurney	11/03/2016	Follow Up
Septage Station	77	Kerry M. Britt	No	Brian E. Steere	11/02/2016	Follow Up
Septage Station	77	Kerry M. Britt	No	Brian E. Steere	09/28/2016	Follow Up
Septage Station	77	Kerry M. Britt	No	Kyle C. Gannon	09/28/2016	Follow Up
Septage Station	77	Kerry M. Britt	No	Brian E. Steere	07/20/2016	Follow Up
Septage Station	77	Kerry M. Britt	No	Kyle C. Gannon	07/20/2016	Follow Up
Septage Station	77	Kerry M. Britt	No	Brian E. Steere	05/23/2016	Follow Up
Septage Station	77	Kerry M. Britt	No	Kyle C. Gannon	05/23/2016	Follow Up
Septage Station	77	Kerry M. Britt	No	Brandi-Lyn Colacone	04/29/2016	Follow Up
Septage Station	77	Kerry M. Britt	No	Jared Urban	04/29/2016	Follow Up
Septage Station	77	Kerry M. Britt	No	Travis Costa	04/28/2016	Follow Up
Septage Station	77	Kerry M. Britt	No	Brian E. Steere	04/06/2016	Follow Up
Septage Station	77	Kerry M. Britt	No	Kyle C. Gannon	04/06/2016	Follow Up
Septage Station	77	Kerry M. Britt	No	Brian E. Steere	02/24/2016	Follow Up
Septage Station	77	Kerry M. Britt	No	Kyle C. Gannon	02/24/2016	Follow Up
Seven Cray Street Realty Corp	85	Brandi-Lyn Colacone	No	Brandi-Lyn Colacone	02/22/2016	Follow Up
Seven Stars Bakery - Newman Avenue	85	Kyle C. Gannon	No	Kyle C. Gannon	08/16/2016	Follow Up
Seven Stars Bakery - Newman Avenue	85	Kyle C. Gannon	No	Kyle C. Gannon	02/23/2016	Follow Up
Seven Stars Bakery - Pawtucket	81	Kyle C. Gannon	No	Kyle C. Gannon	08/16/2016	Follow Up
Shanna Country Kitchen	85	Michael McBurney	No	Michael McBurney	01/14/2016	Follow Up
Shaydan Inc.	85	Jared Urban	No	Jared Urban	04/29/2016	Follow Up
Simmering Soup Kitchen, LLC	71	Michael McBurney	No	Michael McBurney	07/12/2016	Follow Up
Sky Chef	71	Brian E. Steere	No	Brian E. Steere	02/12/2016	Initial Inspection
Sonid LLC	81	Brian E. Steere	No	Brian E. Steere	07/07/2016	Follow Up
Sonid LLC	81	Brian E. Steere	No	Brian E. Steere	03/11/2016	Follow Up
Sparkle City Laundromat	92	Michael McBurney	No	Michael McBurney	09/08/2016	Initial Inspection
Spin City Cumberland, LLC	92	Travis Costa	No	Travis Costa	07/12/2016	Follow Up
Spirit Recognition	99	Travis Costa	No	Travis Costa	07/21/2016	Follow Up
Spring House Chinese	85	Brian E. Steere	No	Brian E. Steere	02/12/2016	Follow Up
Stackbin Corporation	11	Travis Costa	Yes	Travis Costa	12/16/2016	Follow Up
Stackbin Corporation	11	Travis Costa	Yes	N/A	10/11/2016	Sample
Stackbin Corporation	11	Travis Costa	Yes	Travis Costa	09/20/2016	Annual
Stackbin Corporation	11	Travis Costa	Yes	Travis Costa	08/29/2016	Follow Up
Stackbin Corporation	11	Travis Costa	Yes	Travis Costa	06/09/2016	Follow Up
Stackbin Corporation	11	Travis Costa	Yes	N/A	04/19/2016	Sample
Stackbin Corporation	11	Travis Costa	Yes	Travis Costa	04/08/2016	Follow Up
Stackbin Corporation	11	Travis Costa	Yes	Travis Costa	03/10/2016	Follow Up
Starsani Pizza	85	Michael McBurney	No	Michael McBurney	08/15/2016	Follow Up
Starsani Pizza	85	Michael McBurney	No	Michael McBurney	06/06/2016	Initial Inspection
Subway (North Broadway)	85	Kyle C. Gannon	No	Kyle C. Gannon	02/17/2016	Follow Up
Subway - Mineral Spring Avenue	85	Brian E. Steere	No	Brian E. Steere	04/07/2016	Follow Up
Subway 95 Exit 30, LLC	85	Jared Urban	No	Jared Urban	09/22/2016	Follow Up
Subway Restaurant	85	Brian E. Steere	No	Brian E. Steere	04/22/2016	Follow Up
Subway-Broad Street	85	Jared Urban	No	Jared Urban	08/18/2016	Follow Up
Suds Plus Car Wash	71	Brian E. Steere	No	Brian E. Steere	04/26/2016	Meeting
Suds Plus Car Wash	71	Brian E. Steere	No	Brian E. Steere	04/22/2016	Follow Up
Summit Manufacturing Corporation	11	Nathan P. Daggett	Yes	Nathan P. Daggett	12/05/2016	Follow Up
Summit Manufacturing Corporation	11	Nathan P. Daggett	Yes	N/A	10/03/2016	Sample
Summit Manufacturing Corporation	11	Nathan P. Daggett	Yes	Nathan P. Daggett	08/23/2016	Annual
Summit Manufacturing Corporation	11	Nathan P. Daggett	Yes	Nathan P. Daggett	06/01/2016	Follow Up
Summit Manufacturing Corporation	11	Nathan P. Daggett	Yes	Nathan P. Daggett	04/22/2016	Follow Up
Summit Manufacturing Corporation	11	Nathan P. Daggett	Yes	Nathan P. Daggett	03/03/2016	Follow Up
Summit Manufacturing Corporation	11	Nathan P. Daggett	Yes	N/A	01/27/2016	Sample

Bucklin Point
Inspection History - 2016

Company Name	Category	Engineer Assigned	Significant	Inspected By	Date	Inspected Type
Sunoco, Inc. (R&M)	85	Jared Urban	No	Jared Urban	07/20/2016	Follow Up
Sunshine Creamery	85	Brian E. Steere	No	Brian E. Steere	08/05/2016	Follow Up
Sunshine Market	81	Kyle C. Gannon	No	Kyle C. Gannon	05/23/2016	Follow Up
Super Dragon	85	Brandi-Lyn Colacone	No	Brandi-Lyn Colacone	03/28/2016	Follow Up
Swades, LLC	85	Kyle C. Gannon	No	Kyle C. Gannon	05/16/2016	Follow Up
Swissline Precision, LLC.	42	Nathan P. Daggett	No	Nathan P. Daggett	12/12/2016	Follow Up
Swissline Precision, LLC.	42	Nathan P. Daggett	No	Nathan P. Daggett	06/13/2016	Follow Up
Swissline Precision, LLC.	42	Nathan P. Daggett	No	Nathan P. Daggett	03/24/2016	Initial Inspection
TCAR Recovery	60	Travis Costa	No	Travis Costa	01/19/2016	Initial Inspection
Tanury Industries	11	Abigail Bernier	Yes	Abigail Bernier	12/14/2016	Follow Up
Tanury Industries	11	Abigail Bernier	Yes	Abigail Bernier	11/21/2016	Follow Up
Tanury Industries	11	Abigail Bernier	Yes	Kerry M. Britt	09/21/2016	Sample
Tanury Industries	11	Abigail Bernier	Yes	Abigail Bernier	08/31/2016	Sample
Tanury Industries	11	Abigail Bernier	Yes	Abigail Bernier	06/20/2016	Follow Up
Tanury Industries	11	Abigail Bernier	Yes	Abigail Bernier	05/24/2016	Annual
Tanury Industries	11	Abigail Bernier	Yes	N/A	02/23/2016	Sample
Tanury Industries PVD, Inc.	11	Abigail Bernier	Yes	Abigail Bernier	12/14/2016	Follow Up
Tanury Industries PVD, Inc.	11	Abigail Bernier	Yes	Abigail Bernier	11/21/2016	Follow Up
Tanury Industries PVD, Inc.	11	Abigail Bernier	Yes	Abigail Bernier	06/20/2016	Follow Up
Tanury Industries PVD, Inc.	11	Abigail Bernier	Yes	Abigail Bernier	04/27/2016	Annual
Tanya Creations, Inc.	42	Nathan P. Daggett	No	Nathan P. Daggett	12/01/2016	Follow Up
Tanya Creations, Inc.	42	Nathan P. Daggett	No	Nathan P. Daggett	06/08/2016	Follow Up
Taqueria Lupita	85	Brandi-Lyn Colacone	No	Brandi-Lyn Colacone	09/29/2016	Follow Up
Target Corporation - T2073	85	Brian E. Steere	No	Brian E. Steere	02/09/2016	Follow Up
Tastex Corporation	23	Travis Costa	No	Travis Costa	12/05/2016	Follow Up
Tastex Corporation	23	Travis Costa	No	Travis Costa	06/08/2016	Follow Up
Tastex Corporation	23	Travis Costa	No	Travis Costa	05/17/2016	Follow Up
Tedor Pharma Inc.	14	Katelyn Ludemann	Yes	Katelyn Ludemann	12/22/2016	Follow Up
Tedor Pharma Inc.	14	Katelyn Ludemann	Yes	N/A	09/23/2016	Sample
Tedor Pharma Inc.	14	Katelyn Ludemann	Yes	Ian E. Jardin	06/08/2016	Follow Up
Tedor Pharma Inc.	14	Katelyn Ludemann	Yes	Ian E. Jardin	01/28/2016	Annual
Tedor Pharma Inc.	14	Katelyn Ludemann	Yes	N/A	01/22/2016	Sample
Teknicote, Inc.	11	Nathan P. Daggett	Yes	Nathan P. Daggett	11/16/2016	Annual
Teknicote, Inc.	11	Nathan P. Daggett	Yes	N/A	11/15/2016	Sample
Teknicote, Inc.	11	Nathan P. Daggett	Yes	Nathan P. Daggett	08/15/2016	Follow Up
Teknicote, Inc.	11	Nathan P. Daggett	Yes	Nathan P. Daggett	05/19/2016	Follow Up
Teknicote, Inc.	11	Nathan P. Daggett	Yes	Nathan P. Daggett	03/01/2016	Follow Up
Teknicote, Inc.	11	Nathan P. Daggett	Yes	N/A	01/20/2016	Sample
Teknor Apex - Mendon	37	Katelyn Ludemann	No	Katelyn Ludemann	12/20/2016	Follow Up
Teknor Apex - Mendon	37	Katelyn Ludemann	No	Ian E. Jardin	06/07/2016	Follow Up
Teknor Apex Co.	27	Katelyn Ludemann	Yes	Katelyn Ludemann	12/20/2016	Annual
Teknor Apex Co.	27	Katelyn Ludemann	Yes	N/A	11/21/2016	Sample
Teknor Apex Co.	27	Katelyn Ludemann	Yes	N/A	10/31/2016	Sample
Teknor Apex Co.	27	Katelyn Ludemann	Yes	Nathan P. Daggett	10/18/2016	Follow Up
Teknor Apex Co.	27	Katelyn Ludemann	Yes	Ian E. Jardin	06/07/2016	Follow Up
Texcel Industries, Inc.	23	Katelyn Ludemann	No	Katelyn Ludemann	12/21/2016	Follow Up
Texcel Industries, Inc.	23	Katelyn Ludemann	No	Ian E. Jardin	06/16/2016	Follow Up
The Car Store, Inc.	97	Michael McBurney	No	Michael McBurney	05/31/2016	Follow Up
The Evans Findings Company, Inc.	21	Brandi-Lyn Colacone	No	Brandi-Lyn Colacone	12/01/2016	Follow Up
The Evans Findings Company, Inc.	21	Brandi-Lyn Colacone	No	Brandi-Lyn Colacone	07/13/2016	Follow Up
The Evans Findings Company, Inc.	21	Brandi-Lyn Colacone	No	Brandi-Lyn Colacone	06/15/2016	Follow Up
The INSCO Group	99	Abigail Bernier	No	Abigail Bernier	12/14/2016	Follow Up
The INSCO Group	99	Abigail Bernier	No	Abigail Bernier	06/20/2016	Follow Up
The INSCO Group	99	Abigail Bernier	No	Abigail Bernier	05/11/2016	Follow Up
The Lighthouse at Lincoln	86	Brian E. Steere	No	Brian E. Steere	08/19/2016	Follow Up
The Mansion, Inc.	86	Jared Urban	No	Jared Urban	08/18/2016	Follow Up
The Okonite Company	27	Nathan P. Daggett	Yes	Nathan P. Daggett	12/06/2016	Annual
The Okonite Company	27	Nathan P. Daggett	Yes	N/A	11/02/2016	Sample
The Okonite Company	27	Nathan P. Daggett	Yes	Nathan P. Daggett	06/13/2016	Follow Up
The Okonite Company	27	Nathan P. Daggett	Yes	N/A	05/23/2016	Sample
The Okonite Company	27	Nathan P. Daggett	Yes	N/A	04/13/2016	Sample

Bucklin Point
Inspection History - 2016

Company Name	Category	Engineer Assigned	Significant	Inspected By	Date	Inspected Type
The Okonite Company	27	Nathan P. Daggett	Yes	Nathan P. Daggett	02/12/2016	Follow Up
The Pawtucket Checker Club, LLC	85	Michael McBurney	No	Michael McBurney	12/13/2016	Follow Up
The Stop & Shop Supermarket Co. LLC	82	Jared Urban	No	Jared Urban	10/28/2016	Follow Up
Thyssenkrupp Materials	46	Katelyn Ludemann	No	Katelyn Ludemann	12/14/2016	Follow Up
Thyssenkrupp Materials	46	Katelyn Ludemann	No	Ian E. Jardin	06/06/2016	Follow Up
Tiffany and Company	15	Katelyn Ludemann	Yes	Katelyn Ludemann	12/21/2016	Follow Up
Tiffany and Company	15	Katelyn Ludemann	Yes	Nathan P. Daggett	11/04/2016	Follow Up
Tiffany and Company	15	Katelyn Ludemann	Yes	N/A	10/25/2016	Sample
Tiffany and Company	15	Katelyn Ludemann	Yes	Ian E. Jardin	06/08/2016	Follow Up
Tiffany and Company	15	Katelyn Ludemann	Yes	N/A	04/11/2016	Sample
Tiffany and Company	15	Katelyn Ludemann	Yes	Ian E. Jardin	01/26/2016	Annual
Tony's Pizza	85	Jared Urban	No	Jared Urban	11/21/2016	Follow Up
Tony's Pizza	85	Jared Urban	No	Jared Urban	09/15/2016	Follow Up
Top Shell LLC	81	Brian E. Steere	No	Brian E. Steere	07/15/2016	Initial Inspection
Torre Corp.	85	Kyle C. Gannon	No	Kyle C. Gannon	07/20/2016	Follow Up
Totis Pizza and Grill, Inc.	85	Jared Urban	No	Jared Urban	02/23/2016	Follow Up
Totis Pizza and Grill, Inc.	85	Jared Urban	No	Jared Urban	02/11/2016	Follow Up
Tracey Gear Inc.	42	Nathan P. Daggett	No	Nathan P. Daggett	12/01/2016	Follow Up
Tracey Gear Inc.	42	Nathan P. Daggett	No	Nathan P. Daggett	06/01/2016	Follow Up
Trinity Management LLC	74	Jared Urban	No	Jared Urban	12/29/2016	Initial Inspection
Truex, Inc.	11	Nathan P. Daggett	Yes	Nathan P. Daggett	12/05/2016	Follow Up
Truex, Inc.	11	Nathan P. Daggett	Yes	N/A	09/27/2016	Sample
Truex, Inc.	11	Nathan P. Daggett	Yes	Nathan P. Daggett	07/27/2016	Annual
Truex, Inc.	11	Nathan P. Daggett	Yes	Nathan P. Daggett	06/07/2016	Follow Up
Truex, Inc.	11	Nathan P. Daggett	Yes	Nathan P. Daggett	04/05/2016	Follow Up
Truex, Inc.	11	Nathan P. Daggett	Yes	N/A	01/27/2016	Sample
Uncle Tony's Pizza & Pasta	71	Michael McBurney	No	Michael McBurney	06/16/2016	Follow Up
Underground Hero's Inc.	85	Jared Urban	No	Jared Urban	08/23/2016	Follow Up
United Methodist Elder Care	86	Kyle C. Gannon	No	Kyle C. Gannon	10/27/2016	Follow Up
United Skates of America	85	Jared Urban	No	Jared Urban	11/28/2016	Follow Up
V. George Rustigian Rugs, Inc	99	Brian E. Steere	No	Brian E. Steere	03/11/2016	Follow Up
Vega Muffler	71	Michael McBurney	No	Michael McBurney	02/26/2016	Initial Inspection
Village Pizza Inc.	85	Jared Urban	No	Jared Urban	08/18/2016	Follow Up
Village Press	24	Michael McBurney	No	Michael McBurney	11/30/2016	Follow Up
Village Press	24	Michael McBurney	No	Michael McBurney	06/29/2016	Follow Up
Visual Creations, Inc.	44	Nathan P. Daggett	No	Nathan P. Daggett	12/01/2016	Follow Up
Visual Creations, Inc.	44	Nathan P. Daggett	No	Nathan P. Daggett	06/08/2016	Follow Up
Walt's Roast Beef.	85	Brandi-Lyn Colacone	No	Brandi-Lyn Colacone	11/10/2016	Follow Up
Wannamoisett Country Club	86	Brian E. Steere	No	Brian E. Steere	08/05/2016	Follow Up
Wardwell Braiding Machine Company	26	Kyle C. Gannon	No	Kyle C. Gannon	12/15/2016	Follow Up
Wardwell Braiding Machine Company	26	Kyle C. Gannon	No	Kyle C. Gannon	06/13/2016	Follow Up
Water Works Car Wash	97	Michael McBurney	No	Michael McBurney	06/30/2016	Follow Up
Water Works Car Wash	97	Michael McBurney	No	Michael McBurney	03/09/2016	Follow Up
Weeden Street Associates, LLC	24	Travis Costa	No	Travis Costa	12/09/2016	Follow Up
Weeden Street Associates, LLC	24	Travis Costa	No	Travis Costa	06/10/2016	Follow Up
Weeden Street Associates, LLC	24	Travis Costa	No	Travis Costa	03/09/2016	Follow Up
Wendy's (Cottage Street)	85	Jared Urban	No	Jared Urban	07/19/2016	Follow Up
Wendy's International, Inc. (Broad)	85	Kyle C. Gannon	No	Kyle C. Gannon	02/25/2016	Follow Up
Whittet-Higgins Company	42	Brian E. Steere	No	Brian E. Steere	12/15/2016	Follow Up
Whittet-Higgins Company	42	Brian E. Steere	No	Brian E. Steere	09/22/2016	Follow Up
Wildflour Bakery Cafe + Juice Bar	85	Travis Costa	No	Travis Costa	07/26/2016	Follow Up
Wildtree Herbs, Inc.	81	Katelyn Ludemann	No	Ian E. Jardin	03/29/2016	Follow Up
Y.R.C.	60	Travis Costa	No	Travis Costa	06/23/2016	Follow Up
Zebra Technologies Corporation	42	Katelyn Ludemann	No	Katelyn Ludemann	12/15/2016	Follow Up
Zebra Technologies Corporation	42	Katelyn Ludemann	No	Ian E. Jardin	06/15/2016	Follow Up

ATTACHMENT VOLUME II

SECTION 4

***EMERGENCY OR SPECIAL
INVESTIGATIONS***

***EMERGENCY OR SPECIAL
INVESTIGATIONS***

FIELD'S POINT

Emergency or Special Investigations - FIELDS POINT:

- 02/01/16 Pretreatment staff responded to a report from the Providence Fire Department (PFD) and DEM of hydrogen sulfide (H₂S) odors coming from catch basins on Dudley and Eddy Streets as well as catch basins on Hasbro Children's Hospital property. The report stated that PFD detected H₂S odors when dropping a patient at the Hasbro emergency room. They detected a H₂S concentration of over 40 ppm in a catch basin outside of the emergency room entrance. Upon arrival at the scene it was determined that PFD and DEM had found high concentrations of H₂S in catch basins at the foot of the emergency room drive way on Dudley Street as well as in catch basins at the intersection of Dudley and Eddy Streets. PFD began flushing the catch basins. The H₂S concentrations began to decrease once the flushing began. A review of the maps of the area showed there is a NBC owned sewer line and a City owned storm line on Dudley Street which cross under Eddy Street. The sewer line was opened and H₂S was not detected. Manholes on the storm line were opened. It appeared to be flowing properly and H₂S was not detected. The area outside of the emergency room was re-inspected and the concentration of H₂S was 0 ppm. The inspection of the impacted catch revealed there was pipe discharging to it. Representatives of the hospital did not know the source of the pipe. They were instructed to investigate to determine where the pipe was coming from. Pretreatment staff inspected the catch basins where the high concentrations of H₂S were detected throughout the week. All readings appeared normal.
- 02/10/16 Pretreatment staff responded to a report of grease being discharged to drains in a parking lot behind Babylon 1, Inc., a permitted restaurant, located at 292 Atwells Avenue in Providence. The restaurant and parking lot were inspected. The drains in the parking lot were stagnant and contained orange grease. During an investigation of a restaurant previously at this location, it was determined the drains discharge to a dry sump and not to the sewer. The grease removal unit was not operational at the time of the inspection of the kitchen. The restaurant was instructed to repair the unit, pump out the drains and sump, and retrain its employees on the proper handling and disposal of grease and grease laden wastewater. A Notice of Violation was issued the company.
- 02/11/16 Pretreatment staff responded to an accidental release of primary sludge at the Field's Point plant which occurred when Maintenance staff attempted to repair a plant water line feeding the primary tanks. A clean-out cover on the primary sludge line leading to the gravity thickener tanks was inadvertently removed causing approximately 21,000 gallons to be released to the ground. There are catch basins that discharge directly to the plant storm water system in the impacted area. Plant staff was able to isolate these drains. However, some of the material did discharge to the storm water system. Plant staff estimated that approximately 930 gallons of the sludge flowed to the storm system. Pretreatment and EMDA staff worked with plant and IM staff to mitigate the impact of the discharge on the river. Plant staff was advised to plug the impacted line, flush it with hypochlorite and collect the wash water for proper treatment. In addition, hypochlorite was used on the asphalt in the area the spill. This was also flushed to the storm line and collected for proper treatment.
- 03/01/16 Pretreatment staff responded to a report that truck washing operations were being conducted at a business, GP Masonry, located at 12 Priscilla Lane in Johnston. The report stated that truck wash water was discharging to the sewer via catch basins on Priscilla Lane and into a stream abutting the property. The report also stated there was a fuel tank on the property that was leaking on the ground. Upon arriving at the scene, no unusual activity was observed. A worker, who refused to allow access into the building, was questioned about the operations that take place at the facility. It was stated that the building was on septic and that there were no connections to the sewer.

Pretreatment staff conducted a visual inspection from offsite of the property, of the garage, parking lot, and exterior storage area, no catch bins were noted on the property or on Priscilla Lane. In addition, no standing water or ponding was evident on the property. NBC Customer Service was contacted and it was confirmed that this facility was not sewerred. This had been verified by a dye test conducted by customer service staff. The matter was referred to DEM. The NBC sewer system was not impacted.

- 04/25/16 Pretreatment staff responded to a report of a tractor trailer accident on the Route 95N on ramp from Allens Avenue in Providence. The rear of the trailer broke away from the rest of the trailer causing the tractor and trailer to tip over. Powdered cement was being hauled in the trailer. Some of the cement was released to the roadway and the ground below the ramp. The cement contained in the trailer was pumped out of the tank using a vactor truck. This material was to be hauled to the landfill for disposal. The tractor fuel tanks were not damaged by the accident. An environmental response company pumped the fuel from the tanks for disposal. A small quantity of hydraulic fluid was released to the roadway. Absorbent material was spread over the roadway to clean up this material. The environmental response company cleaned up and disposed of the used absorbent material. The sewer system was not impacted.
- 06/01/16 Pretreatment staff responded to a report from Field's Point Operations staff that fire foam had been accidentally released when the fire suppression systems were being tested by Prime Systems. The foam was discharged into the four MicroC holding tanks and the secondary containment area for the holding tanks. The foam in the secondary containment discharged to a sump and subsequently to the BNR process via the fine screenings building. The sump pump was shut down once the foam was discovered. The foam had caused problems with probes causing false level readings. Effluent sampling for the day did not indicate that the foam caused issues with treatment. Operations and Pretreatment staff met with a representative from Prime Systems to develop a plan to clean up the foam in the tanks, containment area, and sump. Prime Systems contacted Western Oil to conduct the clean-up. On June 2, 2016 Western Oil swept the containment area and washed it down. The wash water discharged to the sump and a vacuum truck was used to collect and dispose of the material. On June 7, 2016 Western Oil returned and pumped the foam from inside of the MicroC tanks.
- 06/28/16 Pretreatment staff responded to a report from IM staff stating they had received odor to
07/6/16 complaints from Crout St./Spruce St. area in Providence. IM staff evaluated the area and observed debris and grease build up in the sewer lines causing the lines to be clogged or flowing slowly. In addition what appeared to be grease was running down Crout St. to a catch basin on Spruce St. IM notified the City of Providence of the issues in the area. The City scheduled a line flushing of the Crout St. line. In conjunction with this activity, Pretreatment staff conducted an inspection of the impacted areas. There are many restaurants in this area. Pretreatment staff inspected six restaurants in the area, four of which are permitted. One permitted restaurant, Providence Oyster Bar, had been found to be washing its exhaust hoods outside in the past. This restaurant was closed for renovations during the investigation of the area. Federal Tap House, a permitted restaurant was also closed for renovations at the time of the investigation. The grease removal unit at another permitted restaurant, Caffe Dolce Vita, was found to be malfunctioning. The timer was not working causing the unit to continuously run. A Notice of Violation was issued to the restaurant. The other permitted restaurants were found to be complying with their Wastewater Discharge Permits as the logbooks were up-to-date and the grease removal units were operating properly. There are two new restaurants in the area. These restaurants were required to install grease removal equipment and apply for a Wastewater Discharge Permit.

- 08/01/16 Pretreatment staff responded to a report from IM staff of grease accumulation in the Crout Street and Spruce Street area in Providence. IM staff evaluated the area and observed grease in the Spruce Street line causing the line to be flowing slowly. Pretreatment staff conducted inspections of four facilities in the impacted area. Only one was permitted at the time of the investigation. The inspection of the permitted restaurant, Caffe Dolce Vita, revealed the grease removal unit to be unplugged. A Notice of Violation was issued to the firm. An inspection of Biergarten revealed a properly operating grease removal unit. The firm was required to apply for a Wastewater Discharge Permit. Blend, LLC and Restaurant Capri are two new restaurants operating in the area. Each restaurant was closed at the time of the inspection. Each restaurant was required to install grease removal equipment and apply for a Wastewater Discharge Permit.
- 08/03/16 Pretreatment staff responded to a report from IM staff stating wastewater containing oil and grease was running down Spruce Street to Crout Street from an alley located behind Caffe Dolce Vita and Blend, LLC. Blend, LLC was closed at the time of the inspection. The facility was undergoing renovations. An inspection of Caffe Dolce Vita revealed an employee had washed the exhaust hoods in the rear alley earlier in the day. A Notice of Violation was issued to the restaurant. The restaurant manager was informed of the washing requirements detailed in the Wastewater Discharge Permit.
- 08/16/16 Pretreatment staff responded to a report from the City of Providence regarding a grease build-up in the sewer line at the intersection of Adelaide Avenue and Broad Street. The area upstream and downstream of the impacted area was inspected to determine potential sources for the grease. There were six restaurants upstream of the impacted area. Five permitted and one unpermitted. Four of the permitted users were found to be in compliance with the terms of their permits. One permitted restaurant, La Gran Parada, was maintaining its grease removal unit but was unable to produce a logbook at the time of the inspection. A Notice of Violation was issued to La Gran Parada. The unpermitted restaurant, La Broa Pizzeria, was inspected and found to have no grease removal unit. This firm was required to install a NBC approved grease removal unit and apply for a Wastewater Discharge Permit.
- 09/23/16 Pretreatment staff responded to an anonymous report of car washing activities being conducted at 458 Prairie Avenue and 173 Colfax Street in Providence. The business at 458 Prairie Avenue, Versace Audio, was found to be a car stereo business. There were no discharges to the sewer other than sanitary discharges. The owner stated that he was washing his personal vehicle in the parking lot earlier in the week. The property at 173 Colfax Street is a residential property. There was a garage on site adjacent to the house. No automotive repair signage was found at the property or on the street. The owner was found performing repair work on a car in the garage. There was no evidence there was a car washing business.
- 11/25/16 Pretreatment staff responded to a report from IM staff of grease accumulation in front of 924 Broad Street in Providence causing the line to be flowing slowly. The area upstream was assessed and it was determine there are six facilities with the potential to discharge grease laden wastewater. Pretreatment staff conducted inspections of these six facilities. Five of the six companies were permitted. No deficiencies were noted at three of the permitted facilities, Yang's Restaurant, Brother's Famous Pizza, and La Gran Parada as the grease removal units and logbooks were being maintained. The inspections of the two remaining permitted restaurants, Naseeb Corporation d/b/a Crown Fried Chicken and the Market, Food Corp d/b/a America's Food Basket, revealed that logbooks were not being maintained. Notices of Violation were issued to each facility. The final facility, La Broa Pizzeria was in the process of being permitted, however the GRU was operational and no deficiencies were noted.

- 12/09/16 Pretreatment staff responded to a report from IM staff of grease accumulation in the Messer St./Cranston St. area in Providence. Grease was observed in the Cranston St. line causing the line to back up. The area was inspected. It was determined there were three facilities in the area with the potential to impact the lines with grease. All three, Pito's Restaurant #2, Tenares Supermarket, and Rita's Pizza were permitted and were inspected. The automatic grease removal units in each facility were found to be well maintained and in proper working order. No violations were noted at any of the facilities.
- 12/12/16 Pretreatment staff responded to a report from IM staff of grease accumulation in the Broad Street line. The area upstream of the location was investigated. The line had been cleared prior to the investigation. D.E. Foods Inc. d/b/a Kentucky Fried Chicken was located upstream. An inspection of the firm revealed the two (2) automatic grease removal units (GRU) to be inoperable. The firm was issued a Notice of Violation and must repair the GRU. No other non-residential sources of grease laden wastewater are located upstream of this location.

***EMERGENCY OR SPECIAL
INVESTIGATIONS***

BUCKLIN POINT

Emergency or Special Investigations - BUCKLIN POINT:

- 01/07/16 Pretreatment staff assisted DEM Criminal staff with conducting a dye test of Independent Auto Sales located on Roosevelt Avenue in Pawtucket. The dye test was conducted as a follow up to the December 14, 2015 investigation of illegal dumping of oily waste to a catch basing from a holding tank in the parking lot of the facility. It was determined the holding tank is not connected to the sewer.
- 01/22/16 Pretreatment staff responded to a report of a septage truck discharging into a manhole on Industrial Circle in Lincoln. Upon arrival it was noted the truck belonged to Wind River Environmental, LLC. The driver indicated that they were during work for the Town of Lincoln. The Sewer Supervisor for Lincoln met Pretreatment staff at the site. It was stated that a town owned pump station was being repaired, and the septage hauler was being used to bypass the pump station to keep the sewer flowing while repairs were being conducted. The NBC staff verified that this is common practice.
- 04/29/16 Pretreatment staff responded to a report from EMDA staff stating the BVI influent was blue at 6:30 a.m. EMDA staff indicated the color ceased entering the plant as of 7:15 a.m. The color could not be tracked to the source as it stopped entering the plant. All companies with the potential to impact the plant with color were required to submit color logs for April 28, 2016 and April 29, 2016. The color did not adversely impact the plant.
- 05/17/16 Pretreatment staff responded to a report from the Bucklin Point Operations staff that an unusual influent was entering the plant via BVI during the evening hours of May 16, 2016. Operations staff indicated that the influent contained a great deal of foam between 5:50 p.m. and 6:45 p.m. Operations staff collected a sample which was inspected. Foam was not present and did not reform when the sample was shaken. The plant was not adversely impacted by the foam.
- 06/12/16 Pretreatment staff responded to a report from Bucklin Point Operations staff that there was a strong fuel odor in the screenings building and there was a sheen on BVI. The supervisor stated that the first sample that was collected had a reddish tint. Upon arrival at the plant there was still a visible sheen and a strong fuel odor but samples did not show the influent was still discolored. Pretreatment staff proceeded to track the odor. The odor was not detected at Bucklin Brook or in BVI upstream of the Seekonk Syphon. Pretreatment staff continued to investigate and tracked the odor to downstream of Memorial Hospital. An inspection of Memorial Hospital was conducted. Maintenance staff stated that they had had a diesel spill earlier that morning. It was stated that the automatic fill valve on a generator day tank failed in the open position causing the tank to over fill. The diesel spilled on the floor of the generator room as well as in an area outside of the building. There is a drain in this area which contained diesel. Memorial Hospital stopped the flow of diesel and contacted a vendor to fix the valve. At the time of the inspection hospital staff could not determine the quantity of oil that was released. The hospital was instructed to submit a report detailing the cause of the spill and what preventative measures were to be put in place.
- 11/10/16 Pretreatment staff responded to a report from Bucklin Point Operation staff stating the BVI influent was purple at 6:55 a.m. It was also determined the color ceased entering the plant by 7:20 a.m. The color could not be tracked to the source since it was of a short duration. All companies with the potential to impact the plant with color were required to submit color logs for November 9, 2016 and November 10, 2016. A review of the logs did not indicate the source of the odor. The color did not adversely impact the plant.

12/18/16 Pretreatment staff responded to a report from Bucklin Point Operations staff stating a 1" RAS line broke at an elbow causing RAS to discharge on the ground and pavement behind the hypochlorite building. The pipe broke due to freezing. The RAS flowed to a catch basin behind the bisulfite building. This catch basin is connected to the plant storm water system. The catch basin was immediately protected with absorbent materials and sand bags once the release was discovered. The catch basin was opened and the liquid level was below the discharge pipe. The storm water system downstream of the the catch basin was inspected and it was verified the sludge did not discharge from the initial catch basin. Operations staff pumped the sludge out of the catch basin back to the treatment process. The sludge on the ground was shoveled up and put back in to the process. The impacted area was washed down using plant water which was pumped to the treatment process. Hypochlorite was applied to the impacted areas for disinfection. The treatment processes and the Seekonk River were not adversely impacted by this spill.

ATTACHMENT VOLUME II

SECTION 5

***COMPLIANCE MONITORING
RESULTS FOR SIGNIFICANT
INDUSTRIAL USERS***

COMPLIANCE MONITORING LEGEND

Parameter Legend

Cd = Cadmium

Cr = Chromium

Cu = Copper

Pb = Lead

Ni = Nickel

Ag = Silver

Zn = Zinc

CN = Cyanide

Hg = Mercury

Mo = Molybdenum

As = Arsenic

Sn = Tin

VOC = Volatile Organic Compounds

Se = Selenium

O&G = Oil and Grease

BOD = Biochemical Oxygen Demand

TSS = Total Suspended Solids

TTO = Total Toxic Organics

TRC = Total Residual Chlorine

TKN = Total Kjeldahl Nitrogen

Sample Legend

C = Composite Sample

G = Grab Sample

CDF = Concentrated Discharge Formula

Category # Refers to Users Category Number Specified in Chapter III

***COMPLIANCE MONITORING
RESULTS FOR SIGNIFICANT
INDUSTRIAL USERS***

FIELD'S POINT

Field's Point
Significant User
Compliance Monitoring Results - 2016

Company	Sample Location	Category	Sample Date	NBC Sample	Type	Flow	Volume	CDF	Cd	Cr	Cu	Pb	Ni	Zn	Cn	Ag	BOD	TSS	TTO	Total O & G	Other Parameters	Violation			
A & F Plating Company	#1	11	04/13/2016	No	C	1000			0.02	0.08	0.55	0.05	0.48	0.24	0.29	0.02							No		
A & F Plating Company	#1	11	12/13/2016	No	C	1000					0.42		0.86		0.48								No		
A & F Plating Company	#1	11	02/18/2016	No	C	500					0.51		1.41		0.57								No		
A & F Plating Company	#1	11	08/18/2016	No	C	1000					0.37		0.82		0.09								No		
A & F Plating Company	#1	11	10/12/2016	No	C	1000			0.02	0.05	0.27	0.05	0.31	0.21	0.13	0.01							No		
A & F Plating Company	#1	11	06/13/2016	No	G	1000					0.22		0.54		0.12								No		
A & F Plating Company	#1	11	04/25/2016	Yes	C	570			0.015	0.075	0.345	0.075	0.096	0.076	0.024	0.025							ammonia = 0.205 Nitrate+Nitrite = 20.5 TKN = 0.894 Total Nitrogen = 0.894 As = 0.005	No	
A & F Plating Company	#1	11	01/05/2016	Yes	C	420			0.015	0.075	0.057	0.075	0.13	0.06	0.081	0.025							nitrate+nitrite = 20.5 TKN = 0.5 Total Nitrogen = 0 As = 0.005 ammonia = 0.204	No	
A & F Plating Company	#1	11	11/21/2016	Yes	C	530			0.015	0.075	0.103	0.075	0.301	0.06	0.042	0.025							Total Nitrogen = 0.5, ammonia = 0.1 nitrate+nitrite = 0.168 TKN = 0.5 As = 0.005	No	
A. Harrison & Company, Inc.	#1	22	07/29/2016	No	G															0.091	10.4		No		
A. Harrison & Company, Inc.	#1	22	01/28/2016	No	G															0.015	2		No		
A. Harrison & Company, Inc.	#1	22	03/25/2016	Yes	G															0.015	4		ammonia = 0.1 Total Nitrogen = 70.08 TKN = 70.08 nitrate+nitrite = 20.5	No	
A. Harrison & Company, Inc.	#1	22	09/22/2016	Yes	G															0.024	4		Total Nitrogen = 0 TKN = 0.5 ammonia = 0.1 nitrate+nitrite = 20.5	No	
Alloy Holdings, LLC	#1	43	04/12/2016	No	C				0.005	0.01	0.01	0.01	0.025	0.054		0.005								No	
Alloy Holdings, LLC	#1	43	10/03/2016	No	G		25		0.01	0.02	0.02	0.02	0.05	0.82		0.01								No	
Alloy Holdings, LLC	#2	43	04/12/2016	No	C				0.005	0.01	0.01	0.01	0.025	0.025		0.005								No	
Alloy Holdings, LLC	#2	43	10/03/2016	No	G		25		0.01	0.02	0.02	0.02	0.05	0.05		0.01								No	
Alloy Holdings, LLC	#1	43	09/15/2016	Yes	C		1		0.015	0.075	0.02	0.075	0.05	0.06		0.025								ammonia = 0.1 As = 0.005 Total Nitrogen = 0 TKN = 0.5 nitrate+nitrite = 20.5	No
Alloy Holdings, LLC	#1	43	01/25/2016	Yes	C				0.015	0.075	0.02	0.075	0.05	0.394		0.025								As = 0.005 ammonia = 0.1 nitrate+nitrite = 20.5 Total Nitrogen = 0 TKN = 0.5	No
Armbrust International, Ltd.	#1	11	03/17/2016	No	C	4189					0.173		0.335	0.164	0.02	0.045								No	
Armbrust International, Ltd.	#1	11	08/31/2016	No	C	7405					0.109		0.113	0.162	0.01	0.025								No	
Armbrust International, Ltd.	#1	11	01/20/2016	No	C	4338					0.199		0.452	0.197	0.055	0.032								No	
Armbrust International, Ltd.	#1	11	09/12/2016	No	C	7481					0.054		0.052	0.075	0.02	0.025								No	
Armbrust International, Ltd.	#1	11	05/19/2016	No	G	5610					0.304		0.904	0.376	0.36	0.1								No	
Armbrust International, Ltd.	#1	11	12/16/2016	No	C	6134					0.157		0.213	0.139	0.03	0.047								No	
Armbrust International, Ltd.	#1	11	10/18/2016	No	C	8004			0.002	0.025	0.036	0.025	0.16	0.123	0.01	0.025								No	
Armbrust International, Ltd.	#1	11	11/16/2016	No	C	3815					0.695		0.656	0.208		0.122								No	
Armbrust International, Ltd.	#1	11	04/20/2016	No	C	4563			0.02	0.025	0.032	0.025	0.107	0.061	0.01	0.025								No	
Armbrust International, Ltd.	#1	11	06/14/2016	No	C	5386					0.028		0.264	0.121	0.05	0.025								No	
Armbrust International, Ltd.	#1	11	07/13/2016	No	C	6059					0.09		0.159	0.079	0.01	0.025								No	
Armbrust International, Ltd.	#1	11	02/16/2016	No	C	4638					0.211		0.347	0.266	0.05	0.112								No	
Armbrust International, Ltd.	#1	11	02/24/2016	Yes	C	4114			0.015	0.075	0.083	0.075	0.603	0.094	0.018	0.025								Total Nitrogen = 120.9 ammonia = 0.371 nitrate+nitrite = 20.5 TKN = 120.9 As = 0.005	No

Field's Point
Significant User
Compliance Monitoring Results - 2016

Company	Sample Location	Category	Sample Date	NBC Sample	Type	Flow	Volume	CDF	Cd	Cr	Cu	Pb	Ni	Zn	Cn	Ag	BOD	TSS	TTO	Total O & G	Other Parameters	Violation	
DiFruscia Industries, Inc.	#1	11	03/21/2016	No	C	14138		N		0.17	0.05		0.22	0.01								No	
DiFruscia Industries, Inc.	#1	11	10/20/2016	No	C	19322		N	0.02	0.34	0.12	0.05	0.39	0.05	0.04	0.01						No	
DiFruscia Industries, Inc.	#1	11	11/28/2016	No	C	20197		N		0.09	0.04		0.26	0.06								No	
DiFruscia Industries, Inc.	#1	11	02/04/2016	No	C	14512		N		0.05	0.17		0.52	0.05								No	
DiFruscia Industries, Inc.	#1	11	01/22/2016	No	C	15934		N		0.33	0.31		1.03	0.16								No	
DiFruscia Industries, Inc.	#1	11	08/15/2016	No	C	19449		N		0.274	0.22		0.963	0.117								No	
DiFruscia Industries, Inc.	#1	11	05/23/2016	No	C	14662		N		0.05	0.04		0.75	0.05								No	
DiFruscia Industries, Inc.	#1	11	10/19/2016	No	C	123436		N	0.02	0.05	0.02	0.05	0.11	0.02	0.01	0.01						No	
DiFruscia Industries, Inc.	#2	11	04/26/2016	No	G	4321		Y		0.43	0.11	0.05	1.57	0.12								No	
DiFruscia Industries, Inc.	#3	11	10/19/2016	No	G	12343	100	Y	0.02	0.2	0.06	0.05	0.23	0.03		0.01						No	
DiFruscia Industries, Inc.	#1	11	02/03/2016	Yes	C			N	0.015	0.075	0.171	0.075	0.539	0.06	0.009	0.025						ammonia = 0.1 nitrate+nitrite = 150.2 TKN = 0.5 Total Nitrogen = 150.2 As = 0.005	No
DiFruscia Industries, Inc.	#1	11	01/14/2016	Yes	C	9650		N	0.015	0.075	0.103	0.075	0.822	0.06	0.004	0.025						As = 0.005 Total Nitrogen = 140.7 TKN = 0.5 nitrate+nitrite = 140.7 ammonia = 0.1	No
DiFruscia Industries, Inc.	#1	11	08/15/2016	Yes	C		1	N	0.015			0.075			0.021	0.025						Total Nitrogen = 210.3 TKN = 5 nitrate+nitrite = 210.3 ammonia = 10.32 As = 0.005	No
Dominion Energy Manchester St., Inc.	#1	27	09/02/2016	No	C	97210					0.01	0.014		0.05								No	
Dominion Energy Manchester St., Inc.	#1	27	10/17/2016	No	C	69840			0.01	0.021	0.02	0.02	0.05	0.061		0.01						No	
Dominion Energy Manchester St., Inc.	#1	27	01/11/2016	No	C	96305					0.02	0.02		0.05								No	
Dominion Energy Manchester St., Inc.	#1	27	08/05/2016	No	C	92230					0.02	0.02		0.094								No	
Dominion Energy Manchester St., Inc.	#1	27	07/12/2016	No	C	95290					0.02	0.02		0.05								No	
Dominion Energy Manchester St., Inc.	#1	27	06/20/2016	No	C	95740					0.039	0.02		0.119								No	
Dominion Energy Manchester St., Inc.	#1	27	11/18/2016	No	C	94325			0.01	0.02	0.02	0.02	0.05	0.059		0.01						No	
Dominion Energy Manchester St., Inc.	#1	27	05/12/2016	No	C	96700			0.01	0.02	0.02	0.02	0.05	0.05		0.01						No	
Dominion Energy Manchester St., Inc.	#1	27	05/17/2016	No	C	96005					0.02	0.02		0.121								No	
Dominion Energy Manchester St., Inc.	#1	27	03/04/2016	No	C	92980					0.021	0.01		0.096								No	
Dominion Energy Manchester St., Inc.	#1	27	02/12/2016	No	C	84640					0.02	0.02		0.067								No	
Dominion Energy Manchester St., Inc.	#1	27	12/16/2016	No	C	96600			0.01	0.02	0.02	0.02	0.05	0.173		0.01						No	
Dominion Energy Manchester St., Inc.	#2	27	04/26/2016	No	C	10278			0.005	0.01	0.21	0.01	0.025	0.46		0.005						No	
Dominion Energy Manchester St., Inc.	#2	27	10/17/2016	No	C	12455			0.01	0.02	0.02	0.02	0.05	0.05		0.01						No	
Dominion Energy Manchester St., Inc.	#1	27	05/12/2016	Yes	C	96700																ammonia = 0.1 nitrate+nitrite = 20.5 TKN = 0.5 Total Nitrogen = 0 As = 0.005	No
Dominion Energy Manchester St., Inc.	#1	27	09/15/2016	Yes	C	77140			0.015	0.075	0.02	0.075	0.05	0.06		0.025						Total Nitrogen = 0 TKN = 0.5 nitrate+nitrite = 20.5 ammonia = 0.1 As = 0.005	No
E&M Enterprises, LTD	#1	11	06/16/2016	No	C	3530					0.02		0.04	0.01	0.01							No	
E&M Enterprises, LTD	#1	11	04/11/2016	No	C	3550			0.02	0.05	0.08	0.05	0.05	0.01	0.01	0.01						No	
E&M Enterprises, LTD	#1	11	02/11/2016	No	C	3820					0.02		0.04	0.03	0.01							No	
E&M Enterprises, LTD	#1	11	08/11/2016	No	C	2371					0.07		0.06	0.01	0.02							No	
E&M Enterprises, LTD	#1	11	12/14/2016	No	C	62					0.03		0.04	0.01	0.17							No	
E&M Enterprises, LTD	#1	11	10/03/2016	No	C	2895			0.02	0.05	0.02	0.05	0.04	0.04	0.18	0.01						No	
E&M Enterprises, LTD	#1	11	01/14/2016	Yes	C	4320			0.015	0.075	0.231	0.075	0.201	0.06	0.185	0.025						As = 0.005 Total Nitrogen = 0 TKN = 0.5 nitrate+nitrite = 20.5 ammonia = 0.1	No

Field's Point
Significant User
Compliance Monitoring Results - 2016

Company	Sample Location	Category	Sample Date	NBC Sample	Type	Flow	Volume	CDF	Cd	Cr	Cu	Pb	Ni	Zn	Cn	Ag	BOD	TSS	TTO	Total O & G	Other Parameters	Violation			
G. Tanury Plating Company	#2	11	08/25/2016	No	C	46264																CNE-EPA = 0.01	No		
G. Tanury Plating Company	#2	11	12/20/2016	No	C	47790																	CNE-EPA = 0.01	No	
G. Tanury Plating Company	#2	11	05/25/2016	No	C	47042																	CNE-EPA = 0.01	No	
G. Tanury Plating Company	#2	11	06/22/2016	No	C	50453																	CNE-EPA = 0.01	No	
G. Tanury Plating Company	#2	11	11/07/2016	No	C	46000																	CNE-EPA = 0.01	No	
G. Tanury Plating Company	#2	11	04/27/2016	No	C	50453																	CNE-EPA = 0.01	No	
G. Tanury Plating Company	#2	11	03/28/2016	No	C	46069																	CNE-EPA = 0.01	No	
G. Tanury Plating Company	#2	11	11/21/2016	No	C	46000																	CNE-EPA = 0.01	No	
G. Tanury Plating Company	#2	11	07/26/2016	No	C	47461																	CNE-EPA = 0.01	No	
G. Tanury Plating Company	#2	11	02/22/2016	No	C	51178																	CNE-EPA = 0.02	No	
G. Tanury Plating Company	#2	11	11/14/2016	No	C	46000																	CNE-EPA = 0.02	No	
G. Tanury Plating Company	#2	11	11/28/2016	No	C	46743																	CNE-EPA = 0.02	No	
G. Tanury Plating Company	#2	11	10/26/2016	No	C	50549																	CNE-EPA = 0.02	No	
G. Tanury Plating Company	#2	11	09/26/2016	No	C	50827																	CNE-EPA = 0.04	No	
G. Tanury Plating Company	#2	11	01/25/2016	No	C	50453																	CNE-EPA = 0.13	No	
G. Tanury Plating Company	#11	11	06/22/2016	No	G	50453	80	Y			0.02	0.05	0.04	0.01									Total Metal-EPA = 0.07	No	
G. Tanury Plating Company	#8	11	04/27/2016	No	G	50453	50	Y			0.02	0.05	0.05	0.005										Total Metal-EPA = 0.08	No
G. Tanury Plating Company	#12	11	06/22/2016	No	G	50453	50	Y			0.02	0.05	0.11	0.005										Total Metal-EPA = 0.14	No
G. Tanury Plating Company	#1	11	09/26/2016	No	C	50827					0.06		0.06	0.04	0.03	0.01								Total Metal-EPA = 0.16	No
G. Tanury Plating Company	#1	11	03/07/2016	No	C	50000					0.1		0.11											Total Metal-EPA = 0.21	No
G. Tanury Plating Company	#1	11	02/08/2016	No	C	50000					0.21				0.01									Total Metal-EPA = 0.21	No
G. Tanury Plating Company	#1	11	02/15/2016	No	C	50000					0.22				0.01									Total Metal-EPA = 0.22	No
G. Tanury Plating Company	#1	11	03/16/2016	No	C	50000					0.12		0.11											Total Metal-EPA = 0.23	No
G. Tanury Plating Company	#1	11	02/29/2016	No	C	50000					0.15		0.11											Total Metal-EPA = 0.26	No
G. Tanury Plating Company	#1	11	12/20/2016	No	C	47790					0.2		0.04	0.04	0.01	0.01								Total Metal-EPA = 0.28	No
G. Tanury Plating Company	#1	11	02/01/2016	No	C	50000					0.28				0.01									Total Metal-EPA = 0.28	No
G. Tanury Plating Company	#1	11	10/26/2016	No	C	50549			0.02	0.05	0.18	0.05	0.04	0.03	0.03	0.01								Total Metal-EPA = 0.3	No
G. Tanury Plating Company	#1	11	06/22/2016	No	C	50453					0.19		0.12	0.05	0.01	0.01								Total Metal-EPA = 0.36	No
G. Tanury Plating Company	#1	11	04/27/2016	No	C	50453			0.02	0.05	0.19	0.05	0.08	0.06	0.01	0.01								Total Metal-EPA = 0.38	No
G. Tanury Plating Company	#1	11	03/28/2016	No	C	46069					0.19		0.12	0.08	0.01	0.01								Total Metal-EPA = 0.39	No
G. Tanury Plating Company	#1	11	11/28/2016	No	C	46743					0.3		0.08	0.05	0.02	0.01								Total Metal-EPA = 0.43	No
G. Tanury Plating Company	#1	11	05/25/2016	No	C	47042					0.21		0.14	0.08	0.01	0.01								Total Metal-EPA = 0.43	No
G. Tanury Plating Company	#1	11	07/26/2016	No	C	47461					0.24		0.18	0.05	0.01	0.01								Total Metal-EPA = 0.47	No
G. Tanury Plating Company	#1	11	02/22/2016	No	C	51178					0.29		0.15	0.07	0.01	0.01								Total Metal-EPA = 0.51	No
G. Tanury Plating Company	#1	11	08/25/2016	No	C	46264					0.29		0.16	0.07	0.01	0.01								Total Metal-EPA = 0.52	No
G. Tanury Plating Company	#1	11	01/25/2016	No	C	50453					0.54		0.18	0.26	0.22	0.01								Total Metal-EPA = 0.98	No
G. Tanury Plating Company	#1	11	09/21/2016	Yes	C	46781			0.015	0.075	0.647	0.075	0.428	0.145	0.714	0.025							Total Metal-EPA = 10.295 Total Nitrogen = 20.2 TKN = 20.2 nitrate+nitrite = 20.5 ammonia = 0.383 As = 0.005	No	
G. Tanury Plating Company	#3	11	01/25/2016	No	G	50453	225	Y			3.42	0.97	6.22	0.53										Total Metal-EPA = 100.17	No
G. Tanury Plating Company	#15	11	08/25/2016	No	G	46264	185	Y			104.3	1.53	2.78	7.84										Total Metal-EPA = 1140.92	No
G. Tanury Plating Company	#6	11	03/28/2016	No	G	46069	185	Y			12.2	1.51	1.72	2.09										Total Metal-EPA = 160.01	No
G. Tanury Plating Company	#20	11	12/20/2016	No	G	47790	25	Y			9.09	0.05	3.88	3.54										Total Metal-EPA = 160.51	No
G. Tanury Plating Company	#10	11	05/25/2016	No	G	47042	70	Y			62.9	37.5	81	18.1										Total Metal-EPA = 162	No
G. Tanury Plating Company	#5	11	02/22/2016	No	G	51178	40	Y			0.17	0.05	1.84	0.06										Total Metal-EPA = 20.07	No
G. Tanury Plating Company	#13	11	07/26/2016	No	G	47461	70	Y			1.11	0.59	0.77	0.32										Total Metal-EPA = 20.2	No
G. Tanury Plating Company	#19	11	11/28/2016	No	G	46743	25	Y			0.51	0.05	1.52	0.18										Total Metal-EPA = 20.21	No
G. Tanury Plating Company	#14	11	08/25/2016	No	G	46264	46	Y			0.23	0.05	2.09	0.15										Total Metal-EPA = 20.47	No
G. Tanury Plating Company	#9	11	05/25/2016	No	G	47042	70	Y			1.18	1.43	0.96	0.36										Total Metal-EPA = 20.5	No
G. Tanury Plating Company	#4	11	02/22/2016	No	G	51178	60	Y			14.1	0.4	13.2	0.19										Total Metal-EPA = 270.49	No
G. Tanury Plating Company	#7	11	04/27/2016	No	G	50453	25	Y			1.07	0.23	3.16	0.06										Total Metal-EPA = 40.29	No
G. Tanury Plating Company	#17	11	10/26/2016	No	G	50549	70	Y			2.32	5.01	1.72	1.47										Total Metal-EPA = 50.51	No
G. Tanury Plating Company	#18	11	10/26/2016	No	G	50549	60	Y			0.91	0.28	5.07	0.12										Total Metal-EPA = 60.1	No
G. Tanury Plating Company	#21	11	12/20/2016	No	G	47790	70	Y			3.85	0.48	2.56	0.52										Total Metal-EPA = 60.93	No

Field's Point
Significant User
Compliance Monitoring Results - 2016

Company	Sample Location	Category	Sample Date	NBC Sample	Type	Flow	Volume	CDF	Cd	Cr	Cu	Pb	Ni	Zn	Cn	Ag	BOD	TSS	TTO	Total O & G	Other Parameters	Violation		
International Insignia Corporation	#2	11	06/23/2016	No	G	3460	376	Y			3.06	0.54	0.52	0.28										
International Insignia Corporation	#3	11	02/09/2016	No	G	3388	75	Y			29.2	1.07	51.2	23.3							39.6		No	
International Insignia Corporation	#3	11	10/13/2016	No	G		75	Y			35.2	0.14	30.4	7.08							116.6		No	
International Insignia Corporation	#3	11	06/23/2016	No	G	3460	75	Y			8.56	0.25	38.9	11.6							22.7		No	
International Insignia Corporation	#4	11	04/12/2016	No	G	2789	15	Y			0.51	2.99	18.6	1.86									No	
International Insignia Corporation	#4	11	10/13/2016	No	G		15	Y			0.87	2.34	38.3	1.74									No	
International Insignia Corporation	#1	11	11/03/2016	Yes	C	6	1		0.015	0.075	0.137	0.075	0.813	0.112	0.008	0.025						As = 0.005	No	
International Insignia Corporation	#1	11	04/07/2016	Yes	C	1442			0.015	0.075	0.832	0.075	1.34	0.296	0.013	0.025						As = 0.005 Total Nitrogen = 360.6 TKN = 360.6 nitrate+nitrite = 20.5 ammonia = 60.54	No	
Ira Green, Inc.	#1	11	12/06/2016	No	C	27400					0.07		0.008		0.01								Yes	
Ira Green, Inc.	#1	11	03/01/2016	No	C	22500					0.05		0.025		0.01								Yes	
Ira Green, Inc.	#1	11	11/02/2016	No	C	26800					0.16		0.056		0.01								Yes	
Ira Green, Inc.	#1	11	04/04/2016	No	C	24100			0.004	0.005	0.07	0.005	0.066	0.07	0.01	0.005							No	
Ira Green, Inc.	#1	11	10/05/2016	No	C	23600			0.004	0.005	0.03	0.005	0.078	0.02	0.01	0.005							No	
Ira Green, Inc.	#1	11	05/03/2016	No	C	27000					0.32		0.22		0.01								No	
Ira Green, Inc.	#1	11	07/05/2016	No	C	30200					0.64		0.043		0.01								Yes	
Ira Green, Inc.	#1	11	09/02/2016	No	C	25100					0.06		0.043		0.01								Yes	
Ira Green, Inc.	#1	11	08/05/2016	No	C	28900					0.12		0.026		0.01								No	
Ira Green, Inc.	#1	11	01/05/2016	No	C	21200					0.02		0.06		0.01								No	
Ira Green, Inc.	#1	11	02/01/2016	No	C	24900					0.09		0.097		0.01								Yes	
Ira Green, Inc.	#1	11	06/06/2016	No	C	29100					0.06		0.086		0.03								Yes	
Ira Green, Inc.	#2	11	01/05/2016	No	G	21200	800	Y			0.25	0.05	2.34	24.6									Yes	
Ira Green, Inc.	#2	11	11/02/2016	No	G	26800	800	Y			1.34	0.01	0.008	0.35									Yes	
Ira Green, Inc.	#2	11	09/02/2016	No	G	25100	800	Y			0.24	0.024	0.027	0.35									Yes	
Ira Green, Inc.	#2	11	07/05/2016	No	G	30200	800	Y			0.19	0.008	0.023	0.27									Yes	
Ira Green, Inc.	#2	11	05/03/2016	No	G	27000	800	Y			0.3	0.033	0.34	3.25									Yes	
Ira Green, Inc.	#2	11	03/01/2016	No	G	22500	800	Y			0.5	0.007	0.091	0.96									Yes	
Ira Green, Inc.	#4	11	05/03/2016	No	G	27000	300	Y			0.08	0.05	0.045	0.19									No	
Ira Green, Inc.	#4	11	01/05/2016	No	G	21200	300	Y			0.05	0.005	0.013	0.02									No	
Ira Green, Inc.	#4	11	03/01/2016	No	G	22500	300	Y			0.59	0.005	0.048	0.05									No	
Ira Green, Inc.	#4	11	11/02/2016	No	G	26800	300	Y			0.83	0.007	0.022	0.13									No	
Ira Green, Inc.	#4	11	09/02/2016	No	G	25100	300	Y			0.25	0.011	0.032	0.11									No	
Ira Green, Inc.	#4	11	07/05/2016	No	G	30200	300	Y			0.29	0.005	0.065	0.07									No	
Ira Green, Inc.	#5	11	12/06/2016	No	G	27400	300	Y			0.17	0.191	8.7	28.7									No	
Ira Green, Inc.	#5	11	06/06/2016	No	G	29100	300	Y			0.73	0.114	7.32	19									No	
Ira Green, Inc.	#5	11	08/05/2016	No	G	28900	300	Y			0.13	0.005	0.423	2.53									No	
Ira Green, Inc.	#5	11	10/05/2016	No	G	23600	300	Y			0.34	0.006	0.324	1.1									No	
Ira Green, Inc.	#5	11	04/04/2016	No	G	24100	300	Y			0.28	0.005	1.04	2.29									No	
Ira Green, Inc.	#5	11	02/01/2016	No	G	24900	300	Y			0.2	0.01	0.539	3.48									No	
Ira Green, Inc.	#1	11	05/26/2016	Yes	C	14500			0.015	0.075	0.051	0.075	0.05	0.06	0.012	0.025						ammonia = 0.1 nitrate+nitrite = 20.5 TKN = 0.801 Total Nitrogen = 0.801 As = 0.005	No	
Ira Green, Inc.	#1	11	10/18/2016	Yes	C	16300			0.015	0.075	0.056	0.075	0.068	0.06	0.009	0.025						As = 0.005 TKN = 0.5 nitrate+nitrite = 20.5 Total Nitrogen = 20.5 ammonia = 0.1	No	
Ira Green, Inc.	#3	11	02/01/2016	No	G	24900	400	Y			0.12												CNE-EPA = 0.01	No
Ira Green, Inc.	#3	11	04/04/2016	No	G	24100	400	Y			0.05												CNE-EPA = 0.05	No
Ira Green, Inc.	#3	11	08/05/2016	No	G	28900	400	Y			0.1												CNE-EPA = 0.06	No
Ira Green, Inc.	#3	11	06/06/2016	No	C	29100	400	Y			0.13												CNE-EPA = 0.1	No
Ira Green, Inc.	#3	11	10/05/2016	No	G	23600	400	Y			0.03												CNE-EPA = 0.16	No
Ira Green, Inc.	#3	11	12/06/2016	No	G	27400	400	Y			0.74												CNE-EPA = 0.19	No

Field's Point
Significant User
Compliance Monitoring Results - 2016

Company	Sample Location	Category	Sample Date	NBC Sample	Type	Flow	Volume	CDF	Cd	Cr	Cu	Pb	Ni	Zn	Cn	Ag	BOD	TSS	TTO	Total O & G	Other Parameters	Violation	
Ira Green, Inc.	#1	11	01/07/2016	Yes	C	12400			0.015	0.075	0.025	0.075	0.05	0.06	0.005	0.025					Total Nitrogen = 0 TKN = 0.5 nitrate+nitrite = 20.5 ammonia = 0.1 As = 0.005	No	
Mahr Federal Inc.	#1	11	12/06/2016	No	C	778				0.41	0.02		0.04	0.02									No
Mahr Federal Inc.	#1	11	06/08/2016	No	C	1272				1.27	0.04		0.04	0.005									No
Mahr Federal Inc.	#1	11	02/09/2016	No	C	1631				0.42	0.02		0.04	0.06									No
Mahr Federal Inc.	#1	11	04/06/2016	No	C	1767			0.02	2.13	0.14	0.05	0.04	0.11	0.01	0.04							No
Mahr Federal Inc.	#1	11	10/05/2016	No	C	1311			0.02	0.17	0.02	0.05	0.04	0.02	0.01	0.01							No
Mahr Federal Inc.	#1	11	08/10/2016	No	C	811				0.45	0.03		0.04	0.01									No
Mahr Federal Inc.	#3	11	04/06/2016	No	G		25														6.8	No	
Mahr Federal Inc.	#3	11	10/05/2016	No	G		25														5.8	No	
Mahr Federal Inc.	#1	11	04/12/2016	Yes	C	2588			0.015	0.777	0.05	0.075	0.05	0.06	0.004	0.025				0.004	4	As = 0.005 Total Nitrogen = 0 TKN = 0.5 nitrate+nitrite = 20.5 ammonia = 0.1	No
Mahr Federal Inc.	#1	11	10/27/2016	Yes	C	2471			0.015	1.04	0.041	0.075	0.05	0.06	0.004	0.025				0.007	4	Nitrate+Nitrite = 20.5 ammonia = 0.1 TKN = 0.5 As = 0.005	No
Metallurgical Solutions, Inc.	#1	11	04/08/2016	No	G							0.53											No
Metallurgical Solutions, Inc.	#1	11	03/22/2016	No	G							0.3											No
Metallurgical Solutions, Inc.	#1	11	02/04/2016	No	G							0.34											No
Metallurgical Solutions, Inc.	#1	11	02/29/2016	No	G							0.14											No
Metallurgical Solutions, Inc.	#1	11	07/26/2016	No	G				0.02	0.06	0.08	0.2	0.19	0.05	0.01	0.01							No
Metallurgical Solutions, Inc.	#1	11	01/27/2016	No	G				0.06	0.12	0.33	0.85	0.83	0.08	0.05	0.1							No
Metallurgical Solutions, Inc.	#1	11	09/16/2016	Yes	G		1		0.015	1.59	0.463	0.075	0.615	0.238	0.104	0.025						ammonia = 10.21 As = 0.012 Total Nitrogen = 13500.624 TKN = 120.5 nitrate+nitrite = 1350	No
Metallurgical Solutions, Inc.	#1	11	03/22/2016	Yes	G				0.015	2.01	0.457	0.075	0.796	0.074	0.061	0.025						As = 0.019 Total Nitrogen = 1280 TKN = 20.5 nitrate+nitrite = 1280 ammonia = 10.76	No
Monarch Metal Finishing Co. - Aurora St.	#1	11	08/24/2016	No	C	299					0.8		1.01	0.26	0.01	0.07							No
Monarch Metal Finishing Co. - Aurora St.	#1	11	04/25/2016	No	C	823			0.02	0.08	0.64	0.09	0.8	0.25	0.16	0.09							No
Monarch Metal Finishing Co. - Aurora St.	#1	11	02/11/2016	No	C	1721						0.063	0.07	0.055	0.447	0.018							No
Monarch Metal Finishing Co. - Aurora St.	#1	11	06/24/2016	No	C	449					0.61		0.27	0.16	0.01	0.02							No
Monarch Metal Finishing Co. - Aurora St.	#1	11	12/19/2016	No	C	75					0.38		0.96	0.74	0.03	0.02							No
Monarch Metal Finishing Co. - Aurora St.	#1	11	10/20/2016	No	C	299			0.02	0.08	0.76	0.05	0.36	0.25	0.01	0.13							No
Monarch Metal Finishing Co. - Aurora St.	#1	11	09/21/2016	No	C	524			0.018	0.063	0.177				0.484								No
Monarch Metal Finishing Co. - Aurora St.	#2	11	10/20/2016	No	G	299																CNE-EPA = 0.01	No
Monarch Metal Finishing Co. - Aurora St.	#2	11	06/24/2016	No	G	449																CNE-EPA = 0.01	No
Monarch Metal Finishing Co. - Aurora St.	#2	11	08/24/2016	No	G	299																CNE-EPA = 0.01	No
Monarch Metal Finishing Co. - Aurora St.	#2	11	12/19/2016	No	G	75																CNE-EPA = 0.05	No
Monarch Metal Finishing Co. - Aurora St.	#2	11	04/25/2016	No	G	823																CNE-EPA = 0.22	No
Monarch Metal Finishing Co. - Aurora St.	#2	11	09/21/2016	No	G	524																CNE-EPA = 0.5	No
Monarch Metal Finishing Co. - Aurora St.	#2	11	02/11/2016	No	G	1721																CNE-EPA = 0.55	No
Monarch Metal Finishing Co. - Aurora St.	#1	11	02/11/2016	Yes	C	898			0.018	0.063	0.193											Nitrate+Nitrite = 20.5 ammonia = 70.9 Total Nitrogen = 100.3 TKN = 100.3 As = 0.005	No

Field's Point
Significant User
Compliance Monitoring Results - 2016

Company	Sample Location	Category	Sample Date	NBC Sample	Type	Flow	Volume	CDF	Cd	Cr	Cu	Pb	Ni	Zn	Cn	Ag	BOD	TSS	TTO	Total O & G	Other Parameters	Violation		
Pilgrim Screw Corporation	#1	11	10/31/2016	Yes	G		1		0.015	0.075	0.02	0.075	0.05	0.163	0.058	0.025				5.833	As = 0.005 TKN = 5 nitrate+nitrite = 1240 ammonia = 40.98 Total Nitrogen = 1240	No		
Pilgrim Screw Corporation	#1	11	03/22/2016	Yes	G				0.015	0.075	0.02	0.075	0.05	0.187	0.029	0.025				4	Total Nitrogen = 8210.8 TKN = 530.8 Nitrate+Nitrite = 768 ammonia = 20.89 As = 0.005	No		
Prov. Journal Co. - Production Facility	#1	24	01/13/2016	No	C					0.05	0.04	0.05	0.04	0.01							24.5		No	
Prov. Journal Co. - Production Facility	#1	24	03/10/2016	No	C					0.05	0.05	0.05	0.04	0.02							34.6		No	
Prov. Journal Co. - Production Facility	#1	24	11/30/2016	No	C					0.02	0.07	0.05	0.06	0.09							73.1		No	
Prov. Journal Co. - Production Facility	#1	24	09/15/2016	No	C					0.16	0.04	0.05	0.1	0.01							26.9		No	
Prov. Journal Co. - Production Facility	#1	24	05/25/2016	No	C					0.05	0.03	0.05	0.05	0.05							17.3		No	
Prov. Journal Co. - Production Facility	#1	24	07/13/2016	No	C					0.05	0.03	0.05	0.04	0.01							10.7		No	
Prov. Journal Co. - Production Facility	#2	24	04/01/2016	No	G																4.3		No	
Prov. Journal Co. - Production Facility	#2	24	04/12/2016	No	G				0.02	0.05	0.12	0.05	0.04	0.12		0.01							No	
Prov. Journal Co. - Production Facility	#1	24	10/19/2016	Yes	C				0.015	0.075	0.029	0.075	0.05	0.066		0.025							As = 0.005 TKN = 38 ammonia = 10.5 Seasonal Total Nitrogen = 38 Nitrate+Nitrite = 20.5	No
Prov. Journal Co. - Production Facility	#1	24	03/02/2016	Yes	C				0.015	0.075	0.023	0.075	0.05	0.121		0.025					4	As = 0.005 Total Nitrogen = 35 TKN = 35 nitrate+nitrite = 20.5 ammonia = 10.17	No	
Providence Specialty Products	#1	34	07/29/2016	No	G		300										260.3	5		19.6		No		
Providence Specialty Products	#1	34	01/12/2016	No	G		300										721.7	230		37.3		No		
Providence Specialty Products	#1	34	05/12/2016	No	G		300										619.2	326		73.9		No		
Providence Specialty Products	#1	34	10/25/2016	No	G												263	82		46.7		No		
Providence Specialty Products	#2	34	12/29/2016	No	G	90														60		No		
Providence Specialty Products	#2	34	12/22/2016	No	G	82														84.7		No		
Providence Specialty Products	#2	34	12/15/2016	No	G	82														163.7		Yes		
Providence Specialty Products	#2	34	10/28/2016	No	C															306.5		No		
Providence Specialty Products	#2	34	10/27/2016	No	C															443.7		No		
Providence Specialty Products	#2	34	10/25/2016	No	C												2040	286		42.6		No		
Providence Specialty Products	#2	34	10/26/2016	No	C															118.8		No		
Providence Specialty Products	#2	34	01/12/2016	No	C												2883	1481		91.9		No		
Providence Specialty Products	#2	34	07/29/2016	No	C												13503	447		268.3		No		
Providence Specialty Products	#2	34	07/06/2016	No	C															147.8		No		
Providence Specialty Products	#2	34	07/05/2016	No	C															73.5		No		
Providence Specialty Products	#2	34	07/01/2016	No	C															100.4		No		
Providence Specialty Products	#2	34	06/30/2016	No	C															268.5		No		
Providence Specialty Products	#2	34	06/28/2016	No	C															467.5		No		
Providence Specialty Products	#2	34	06/27/2016	No	C															181.8		No		
Providence Specialty Products	#2	34	06/23/2016	No	C															3380.6		No		
Providence Specialty Products	#2	34	06/22/2016	No	C															224.2		No		
Providence Specialty Products	#2	34	05/13/2016	No	C															245.5		No		
Providence Specialty Products	#2	34	05/12/2016	No	C												2557	592		207.5		No		
Providence Specialty Products	#2	34	06/29/2016	No	C															196.8		No		
Providence Specialty Products	#1	34	03/07/2016	Yes	G		300										406.27	132.35		40.71	ammonia = 0.188 nitrate+nitrite = 90.22 TKN = 160.6 Total Nitrogen = 250.82	No		
Providence Specialty Products	#1	34	11/28/2016	Yes	G		1										1373.18	156			ammonia = 0.432 nitrate+nitrite = 0.2 TKN = 420.6 Total Nitrogen = 420.6	No		

Field's Point
Significant User
Compliance Monitoring Results - 2016

Company	Sample Location	Category	Sample Date	NBC Sample	Type	Flow	Volume	CDF	Cd	Cr	Cu	Pb	Ni	Zn	Cn	Ag	BOD	TSS	TTO	Total O & G	Other Parameters	Violation	
Providence Specialty Products	#2	34	11/28/2016	Yes	G		1										11940.86	386			Nitrate+Nitrite = 50.37 Total Nitrogen = 2330.37 TKN = 228 ammonia = 20.93	No	
Providence Specialty Products	#2	34	03/07/2016	Yes	C	13621											18528.5	10875		977.5	Total Nitrogen = 4840.92 TKN = 481 nitrate+nitrite = 30.92 ammonia = 60.1	No	
R. E. Sturdy Company, Inc.	#1	11	01/21/2016	No	C	972									0.04								No
R. E. Sturdy Company, Inc.	#1	11	03/04/2016	No	C	1197					0.37												No
R. E. Sturdy Company, Inc.	#1	11	02/11/2016	No	C	1496					0.361												No
R. E. Sturdy Company, Inc.	#1	11	03/03/2016	No	C	1346					0.521												No
R. E. Sturdy Company, Inc.	#1	11	02/10/2016	No	C	1346					0.408		0.317	0.068	0.14	0.073							No
R. E. Sturdy Company, Inc.	#1	11	01/14/2016	Yes	C	1421			0.015	0.075	0.761	0.075	0.266	0.06	0.181	0.204						TKN = 90.87 nitrate+nitrite = 20.5 ammonia = 0.659 Total Nitrogen = 90.87 As = 0.005	No
R. E. Sturdy Company, Inc.	#1	11	01/13/2016	Yes	C		1		0.015	0.075	1.24	0.075	0.252	0.312	0.004	0.105						Total Nitrogen = 60.81 TKN = 60.81 nitrate+nitrite = 20.5 ammonia = 0.492 As = 0.005	No
Rhode Island Resource Recovery Corp.	#1	34	09/28/2016	No	C	137720									0.002						31.9		No
Rhode Island Resource Recovery Corp.	#1	34	06/01/2016	No	C	178920																As = 0.083	No
Rhode Island Resource Recovery Corp.	#1	34	06/07/2016	No	C	252430																As = 0.084	No
Rhode Island Resource Recovery Corp.	#1	34	10/04/2016	No	C	133500																As = 0.085	No
Rhode Island Resource Recovery Corp.	#1	34	06/08/2016	No	C	216920			0.001	0.1	0.003	0.005	0.06	0.02	0.002	0.003	15	30	0.001	0.6	As = 0.087 Seasonal Total Nitrogen = 250.5 Seasonal TKN = 250.5 Seasonal Nitrate+Nitrite = 2 Seasonal ammonia = 10.54 Hg = 0.001	No	
Rhode Island Resource Recovery Corp.	#1	34	10/18/2016	No	C	196300																As = 0.09	No
Rhode Island Resource Recovery Corp.	#1	34	05/18/2016	No	C	224010																As = 0.093 Seasonal Nitrate+Nitrite = 1 Seasonal Total Nitrogen = 200.5 Seasonal TKN = 200.5 Seasonal ammonia = 20.66	No
Rhode Island Resource Recovery Corp.	#1	34	05/17/2016	No	C	273210																As = 0.095	No
Rhode Island Resource Recovery Corp.	#1	34	05/10/2016	No	C	283150																As = 0.096	No
Rhode Island Resource Recovery Corp.	#1	34	05/03/2016	Yes	C				0.015	0.105	0.02	0.075	0.054	0.06	0.027	0.025	30.74	31	0.006	4	As = 0.096 Seasonal Total Nitrogen = 270.829 Seasonal TKN = 270.6 Seasonal Nitrate+Nitrite = 0.229 Seasonal ammonia = 0.409 Hg = 0.004	No	
Rhode Island Resource Recovery Corp.	#1	34	10/11/2016	No	C	154200																As = 0.099	No
Rhode Island Resource Recovery Corp.	#1	34	05/03/2016	No	C	271870																As = 0.099	No
Rhode Island Resource Recovery Corp.	#1	34	08/23/2016	No	C	141240																As = 0.1	No
Rhode Island Resource Recovery Corp.	#1	34	10/25/2016	No	C	94410																As = 0.1	No
Rhode Island Resource Recovery Corp.	#1	34	11/01/2016	No	C	147620																As = 0.1	No
Rhode Island Resource Recovery Corp.	#1	34	06/14/2016	No	C	187090																As = 0.1	No
Rhode Island Resource Recovery Corp.	#1	34	06/21/2016	No	C	196230																As = 0.1	No
Rhode Island Resource Recovery Corp.	#1	34	11/01/2016	Yes	C	175000			0.015	0.087	0.02	0.075	0.063	0.06	0.032	0.025	23.05	110	0.001		As = 0.107 Hg = 0.006 Off Season ammonia = 0.261 Off Season Nitrate+Nitrite = 0.1 Off Season TKN = 310.1 Total Nitrogen = 310.1	No	
Rhode Island Resource Recovery Corp.	#1	34	07/26/2016	No	C	161000																As = 0.11	No
Rhode Island Resource Recovery Corp.	#1	34	09/13/2016	No	C	56960																As = 0.11	No

Field's Point
Significant User
Compliance Monitoring Results - 2016

Company	Sample Location	Category	Sample Date	NBC Sample	Type	Flow	Volume	CDF	Cd	Cr	Cu	Pb	Ni	Zn	Cn	Ag	BOD	TSS	TTO	Total O & G	Other Parameters	Violation		
Rhode Island Resource Recovery Corp.	#1	34	11/22/2016	No	C	93520																As = 0.11	No	
Rhode Island Resource Recovery Corp.	#1	34	03/15/2016	No	C	419680																	As = 0.11	No
Rhode Island Resource Recovery Corp.	#1	34	05/24/2016	No	C	246830																	As = 0.11	No
Rhode Island Resource Recovery Corp.	#1	34	06/28/2016	No	C	286240																	As = 0.11	No
Rhode Island Resource Recovery Corp.	#1	34	09/27/2016	No	C	152100																	As = 0.111	No
Rhode Island Resource Recovery Corp.	#1	34	09/20/2016	No	C	128460																	As = 0.117	No
Rhode Island Resource Recovery Corp.	#1	34	07/19/2016	No	C	159470																	As = 0.12	No
Rhode Island Resource Recovery Corp.	#1	34	08/30/2016	No	C	188220																	As = 0.12	No
Rhode Island Resource Recovery Corp.	#1	34	02/24/2016	No	C	378750																	As = 0.12	No
Rhode Island Resource Recovery Corp.	#1	34	03/01/2016	No	C	398230																	As = 0.12	No
Rhode Island Resource Recovery Corp.	#1	34	03/23/2016	No	C	191410																	As = 0.12	No
Rhode Island Resource Recovery Corp.	#1	34	04/12/2016	No	C	185380																	As = 0.12	No
Rhode Island Resource Recovery Corp.	#1	34	04/19/2016	No	C	238390																	As = 0.12	No
Rhode Island Resource Recovery Corp.	#1	34	08/10/2016	No	C	187340			0.001	0.12	0.003	0.008	0.081	0.022	0.022	0.003	22	104	0.001	0.8		As = 0.12 Seasonal Total Nitrogen = 320.4 Seasonal TKN = 310.1 Seasonal Nitrate+Nitrite = 10.37 Seasonal ammonia = 20.38 Hg = 0.001	No	
Rhode Island Resource Recovery Corp.	#1	34	08/02/2016	No	C	171600																	As = 0.13	No
Rhode Island Resource Recovery Corp.	#1	34	08/09/2016	No	C	214700																	As = 0.13	No
Rhode Island Resource Recovery Corp.	#1	34	08/16/2016	No	C	169690																	As = 0.13	No
Rhode Island Resource Recovery Corp.	#1	34	11/15/2016	No	C	89250																	As = 0.13	No
Rhode Island Resource Recovery Corp.	#1	34	04/26/2016	No	C	320550																	As = 0.13	No
Rhode Island Resource Recovery Corp.	#1	34	04/06/2016	No	C	168080																	As = 0.13 Off Season ammonia = 20.38 Off Season Nitrate+Nitrite = 1 Off Season Total Nitrogen = 330.9 Off Season TKN = 330.9	No
Rhode Island Resource Recovery Corp.	#1	34	03/09/2016	No	C	387860			0.006	0.11	0.002	0.005	0.05	0.081		0.061	52	59					As = 0.13 Off Season Total Nitrogen = 23 Off Season TKN = 23 Off Season Nitrate+Nitrite = 1 Off Season ammonia = 20.03 Hg = 0.001	No
Rhode Island Resource Recovery Corp.	#1	34	07/06/2016	No	C	207250																	As = 0.14	No
Rhode Island Resource Recovery Corp.	#1	34	07/12/2016	No	C	135500																	As = 0.14	No
Rhode Island Resource Recovery Corp.	#1	34	12/06/2016	No	C	267240																	As = 0.14	No
Rhode Island Resource Recovery Corp.	#1	34	02/16/2016	No	C	328790																	As = 0.14	No
Rhode Island Resource Recovery Corp.	#1	34	03/08/2016	No	C	388400									0.021					0.001	2.8		As = 0.14	No
Rhode Island Resource Recovery Corp.	#1	34	12/07/2016	No	C	302930																	As = 0.14 Off Season ammonia = 356 Off Season Nitrate+Nitrite = 30.05 Off Season TKN = 356 Off Season Total Nitrogen = 359	No
Rhode Island Resource Recovery Corp.	#1	34	07/13/2016	No	C	118160			0.001	0.097	0.002	0.005	0.065	0.018	0.024	0.003	28	57	0.005	1.1		As = 0.14 Seasonal Total Nitrogen = 34 Seasonal TKN = 320.6 Seasonal Nitrate+Nitrite = 10.47 Seasonal ammonia = 20.17 Hg = 0.001	No	
Rhode Island Resource Recovery Corp.	#1	34	12/13/2016	No	C	190350																	As = 0.15	No
Rhode Island Resource Recovery Corp.	#1	34	03/29/2016	No	C	144730																	As = 0.15	No
Rhode Island Resource Recovery Corp.	#1	34	04/05/2016	No	C	184680																	As = 0.15	No
Rhode Island Resource Recovery Corp.	#1	34	12/15/2016	No	C	225000			0.001	0.12	0.004	0.005	0.066	0.017	0.18	0.003	24	100	0.001	1.4		As = 0.15 Off Season Total Nitrogen = 296 Off Season TKN = 288 Off Season Nitrate+Nitrite = 70.4 Off Season ammonia = 244 Hg = 0.001	No	
Rhode Island Resource Recovery Corp.	#1	34	09/06/2016	No	C	190840																	As = 0.16	No

Field's Point
Significant User
Compliance Monitoring Results - 2016

Company	Sample Location	Category	Sample Date	NBC Sample	Type	Flow	Volume	CDF	Cd	Cr	Cu	Pb	Ni	Zn	Cn	Ag	BOD	TSS	TTO	Total O & G	Other Parameters	Violation	
Rhode Island Resource Recovery Corp.	#1	34	01/26/2016	No	C	259490																As = 0.16	No
Rhode Island Resource Recovery Corp.	#1	34	02/10/2016	Yes	C	344240			0.015	0.115	0.02	0.075	0.05	0.06	0.024	0.025	88.56	76.67	0.034	4	As = 0.169 Off Season Total Nitrogen = 330.2 Off Season TKN = 330.2 Off Season Nitrate+Nitrite = 0.1 Off Season ammonia = 1 Hg = 0	No	
Rhode Island Resource Recovery Corp.	#1	34	11/28/2016	No	C	196010																As = 0.17	No
Rhode Island Resource Recovery Corp.	#1	34	12/28/2016	No	C	204250																As = 0.17	No
Rhode Island Resource Recovery Corp.	#1	34	02/03/2016	No	C	282820																As = 0.17	No
Rhode Island Resource Recovery Corp.	#1	34	02/09/2016	No	C	298480																As = 0.17	No
Rhode Island Resource Recovery Corp.	#1	34	01/12/2016	No	C	251140																As = 0.18	No
Rhode Island Resource Recovery Corp.	#1	34	12/20/2016	No	C	287070																As = 0.2	No
Rhode Island Resource Recovery Corp.	#1	34	01/19/2016	No	C	270570																As = 0.2	No
Rhode Island Resource Recovery Corp.	#1	34	11/08/2016	No	C	109780																As = 0.22	No
Rhode Island Resource Recovery Corp.	#1	34	01/05/2016	No	C	257440																As = 0.22	No
Rhode Island Resource Recovery Corp.	#1	34	10/12/2016	No	C	178370																Hg = 0	No
Rhode Island Resource Recovery Corp.	#1	34	03/08/2016	Yes	C	382000			0.015	0.083	0.02	0.075	0.05	0.06	0.018	0.025	69.75	94.44	0.1	4	Hg = 0.002, As = 0.109 Off Season Total Nitrogen = 280.3 Off Season TKN = 280.3 Off Season Nitrate+Nitrite = 0.1 Off Season ammonia = 0.851	No	
Rhode Island Resource Recovery Corp.	#1	34	04/05/2016	Yes	C	189000			0.015	0.118	0.02	0.075	0.068	0.06	0.024	0.025	63	26.84	0.1	1.52	Off Season ammonia = 10.03 Off Season Nitrate+Nitrite = 0.118 Off Season TKN = 260.418 Off Season Total Nitrogen = 260.84 As = 0.116 Hg = 0.002	No	
Rhode Island Resource Recovery Corp.	#1	34	12/14/2016	No	C	206510																Off Season ammonia = 230 Off Season Nitrate+Nitrite = 110.5 Off Season TKN = 308 Off Season Total Nitrogen = 320 As = 0.14	No
Rhode Island Resource Recovery Corp.	#4	34	03/08/2016	Yes	G		1															Off Season Nitrate+Nitrite = 0.1 Off Season Total Nitrogen = 200.7 Off Season TKN = 200.7 Off Season ammonia = 10.1	No
Rhode Island Resource Recovery Corp.	#1	34	04/27/2016	No	C	275200																Off Season Nitrate+Nitrite = 1 Off Season ammonia = 20.87 As = 0.13 Off Season Total Nitrogen = 210.4 Off Season TKN = 210.4	No
Rhode Island Resource Recovery Corp.	#1	34	02/04/2016	No	C	329940																Off Season Total Nitrogen = 180.6 Off Season TKN = 170.3 Off Season Nitrate+Nitrite = 10.29 Off Season ammonia = 20.66 As = 0.17	No
Rhode Island Resource Recovery Corp.	#1	34	01/13/2016	No	C	319580				0.16	0.007	0.043	0.068	0.006	0.012	0.001	31	67	0.005	2.1	Off Season Total Nitrogen = 190.3 Off Season TKN = 190.3 Off Season Nitrate+Nitrite = 1 Off Season ammonia = 20.87 Hg = 0.001, As = 0.18	No	
Rhode Island Resource Recovery Corp.	#1	34	02/17/2016	No	C	298900																Off Season Total Nitrogen = 200.9 Off Season TKN = 200.9 Off Season Nitrate+Nitrite = 1 Off Season ammonia = 20.66 As = 0.13	No
Rhode Island Resource Recovery Corp.	#1	34	03/02/2016	No	C	387600																Off Season Total Nitrogen = 220.6 Off Season TKN = 220.6 Off Season Nitrate+Nitrite = 1 Off Season ammonia = 10.54 As = 0.12	No

Field's Point
Significant User
Compliance Monitoring Results - 2016

Company	Sample Location	Category	Sample Date	NBC Sample	Type	Flow	Volume	CDF	Cd	Cr	Cu	Pb	Ni	Zn	Cn	Ag	BOD	TSS	TTO	Total O & G	Other Parameters	Violation	
Rhode Island Resource Recovery Corp.	#1	34	01/20/2016	No	C	258390																Off Season Total Nitrogen = 240.4 Off Season TKN = 160.5 Off Season Nitrate+Nitrite = 70.87 Off Season ammonia = 40.9	No
Rhode Island Resource Recovery Corp.	#1	34	04/21/2016	No	C	270850																Off Season Total Nitrogen = 250.1 Off Season TKN = 250.1 Off Season Nitrate+Nitrite = 1 Off Season ammonia = 20.24 As = 0.11	No
Rhode Island Resource Recovery Corp.	#1	34	02/10/2016	No	C	344240			0.002	0.11	0.068	0.068	0.05	0.005	0.021	0.001	42	75	0.005	0.7		Off Season Total Nitrogen = 260.5 Off Season TKN = 260.5 Off Season Nitrate+Nitrite = 1 Off Season ammonia = 20.52 Hg = 0.001 As = 0.16	No
Rhode Island Resource Recovery Corp.	#1	34	02/25/2016	No	C	384780																Off Season Total Nitrogen = 310.2 Off Season TKN = 310.2 Off Season Nitrate+Nitrite = 1 Off Season ammonia = 20.38 As = 0.12	No
Rhode Island Resource Recovery Corp.	#1	34	04/13/2016	No	C	204130			0.001	0.082	0.002	0.005	0.047	0.016	0.02	0.003	40	64	0.002	2.1		Off Season Total Nitrogen = 34 As = 0.12 Hg = 0.001 Off Season ammonia = 20.38 Off Season Nitrate+Nitrite = 1 Off Season TKN = 34	No
Rhode Island Resource Recovery Corp.	#1	34	11/03/2016	No	C	179820																Off Season Total Nitrogen = 34 Off Season TKN = 34 As = 0.11 Off Season ammonia = 20.03 Off Season Nitrate+Nitrite = 0.5	No
Rhode Island Resource Recovery Corp.	#1	34	11/16/2016	No	C	161030																Off Season Total Nitrogen = 340.5 Off Season TKN = 310.7 As = 0.13 Off Season ammonia = 40.97 Off Season Nitrate+Nitrite = 20.84	No
Rhode Island Resource Recovery Corp.	#1	34	03/31/2016	No	C	209860																Off Season Total Nitrogen = 350.3 Off Season TKN = 350.3 Off Season Nitrate+Nitrite = 1 Off Season ammonia = 50.74 As = 0.15	No
Rhode Island Resource Recovery Corp.	#1	34	03/16/2016	No	C	421090																Off Season Total Nitrogen = 350.6 Off Season TKN = 350.6 Off Season Nitrate+Nitrite = 1 Off Season ammonia = 20.66 As = 0.12	No
Rhode Island Resource Recovery Corp.	#1	34	11/29/2016	No	C	239370			0.001	0.11	0.002		0.072	0.021	0.24	0.004	157	400	0.006	3.9		Off Season Total Nitrogen = 353 As = 0.18 Off Season Nitrate+Nitrite = 0.525 Off Season ammonia = 347 Hg = 0 Off Season TKN = 353	No
Rhode Island Resource Recovery Corp.	#1	34	03/24/2016	No	C	221020																Off Season Total Nitrogen = 360.4 Off Season TKN = 360.4 Off Season Nitrate+Nitrite = 1 Off Season ammonia = 10.96 As = 0.12	No
Rhode Island Resource Recovery Corp.	#1	34	12/29/2016	No	C	210900																Off Season Total Nitrogen = 361 Off Season TKN = 348 As = 0.17 Off Season ammonia = 218 Off Season Nitrate+Nitrite = 130.1	No
Rhode Island Resource Recovery Corp.	#1	34	01/28/2016	No	C	254770																Off Season Total Nitrogen = 400.8 Off Season TKN = 400.8 Off Season Nitrate+Nitrite = 1 Off Season ammonia = 40.06 As = 0.16	No

Field's Point
Significant User
Compliance Monitoring Results - 2016

Company	Sample Location	Category	Sample Date	NBC Sample	Type	Flow	Volume	CDF	Cd	Cr	Cu	Pb	Ni	Zn	Cn	Ag	BOD	TSS	TTO	Total O & G	Other Parameters	Violation	
Rhode Island Resource Recovery Corp.	#1	34	12/06/2016	Yes	C	309000			0.015	0.118	0.02	0.075	0.067	0.06	0.054	0.025	37.48	62	0.005		Off Season Total Nitrogen = 4060.3 As = 0.151 Off Season Nitrate+Nitrite = 10.31 Off Season ammonia = 339 Hg = 0.005 Off Season TKN = 405	No	
Rhode Island Resource Recovery Corp.	#1	34	01/06/2016	No	C	300650																Off Season Total Nitrogen = 450.2 Off Season TKN = 450.2 Off Season Nitrate+Nitrite = 1 Off Season ammonia = 40.06 As = 0.21	No
Rhode Island Resource Recovery Corp.	#1	34	12/21/2016	No	C	234590																Off Season Total Nitrogen = 453 Off Season TKN = 452 As = 0.2 Off Season ammonia = 381 Off Season Nitrate+Nitrite = 0.975	No
Rhode Island Resource Recovery Corp.	#1	34	11/09/2016	No	C	148290																Off Season Total Nitrogen = 560.6 Off Season TKN = 56 As = 0.14 Off Season ammonia = 40.9 Off Season Nitrate+Nitrite = 0.65	No
Rhode Island Resource Recovery Corp.	#1	34	11/23/2016	No	C	213440																Off Season Total Nitrogen = 844 Off Season TKN = 540 As = 0.12 Off Season ammonia = 409 Off Season Nitrate+Nitrite = 304	No
Rhode Island Resource Recovery Corp.	#1	34	09/07/2016	No	C	137830																Seasonal ammonia = 10.96 As = 0.13 Seasonal Nitrate+Nitrite = 10.44 Seasonal TKN = 280.3 Seasonal Total Nitrogen = 290.7	No
Rhode Island Resource Recovery Corp.	#1	34	10/05/2016	No	C	170520																Seasonal ammonia = 20.45 Seasonal Nitrate+Nitrite = 0.505 Seasonal TKN = 240.6 Seasonal Total Nitrogen = 250.1 As = 0.086	No
Rhode Island Resource Recovery Corp.	#1	34	06/15/2016	No	C	236870																Seasonal ammonia = 20.52 As = 0.11 Seasonal Nitrate+Nitrite = 1 Seasonal TKN = 270.8 Seasonal Total Nitrogen = 270.8	No
Rhode Island Resource Recovery Corp.	#1	34	10/28/2016	No	C	175770																Seasonal ammonia = 40.76 Seasonal Nitrate+Nitrite = 0.5 Seasonal TKN = 380.6 Seasonal Total Nitrogen = 380.6 As = 0.11	No
Rhode Island Resource Recovery Corp.	#1	34	10/19/2016	No	C	186770																Seasonal ammonia = 50.88 Seasonal Nitrate+Nitrite = 0.975 Seasonal TKN = 380.1 As = 0.09 Seasonal Total Nitrogen = 390.1	No
Rhode Island Resource Recovery Corp.	#1	34	05/25/2016	No	C	206410																Seasonal TKN = 23 Seasonal Nitrate+Nitrite = 20.14 Seasonal Total Nitrogen = 250.1 As = 0.1 Seasonal ammonia = 20.38	No
Rhode Island Resource Recovery Corp.	#1	34	08/17/2016	No	C	167020																Seasonal TKN = 320.2 Seasonal Total Nitrogen = 320.2 As = 0.13 Seasonal ammonia = 20.1 Seasonal Nitrate+Nitrite = 2	No
Rhode Island Resource Recovery Corp.	#1	34	05/04/2016	No	C	316750																Seasonal Total Nitrogen = 180.7 As = 0.098 Seasonal TKN = 170.6 Seasonal Nitrate+Nitrite = 10.06 Seasonal ammonia = 10.19	No

Field's Point
Significant User
Compliance Monitoring Results - 2016

Company	Sample Location	Category	Sample Date	NBC Sample	Type	Flow	Volume	CDF	Cd	Cr	Cu	Pb	Ni	Zn	Cn	Ag	BOD	TSS	TTO	Total O & G	Other Parameters	Violation	
Rhode Island Resource Recovery Corp.	#4	34	09/27/2016	Yes	G		1															Seasonal Total Nitrogen = 24 Seasonal ammonia = 20.24 Seasonal Nitrate+Nitrite = 0.1 Seasonal TKN = 24	No
Rhode Island Resource Recovery Corp.	#4	34	08/30/2016	Yes	G		1															Seasonal Total Nitrogen = 240.13 Seasonal ammonia = 0.209 Seasonal Nitrate+Nitrite = 30.03 Seasonal TKN = 210.1	No
Rhode Island Resource Recovery Corp.	#1	34	06/29/2016	No	C	287050																Seasonal Total Nitrogen = 250.2 Seasonal TKN = 250.2 As = 0.091 Seasonal ammonia = 10.61 Seasonal Nitrate+Nitrite = 1	No
Rhode Island Resource Recovery Corp.	#1	34	05/12/2016	No	C	273640			0.001	0.081	0.003	0.007	0.053	0.007	0.024	0.003	28	48	0.001	0.3		Seasonal Total Nitrogen = 270.3 Seasonal TKN = 270.3 Seasonal Nitrate+Nitrite = 1 Seasonal ammonia = 20.66 Hg = 0.001, As = 0.085	No
Rhode Island Resource Recovery Corp.	#1	34	08/30/2016	Yes	C	224000			0.015	0.086	0.02	0.075	0.07	0.06	0.026	0.025	25.7	100	0.05	4		Seasonal Total Nitrogen = 280.44 As = 0.127 Seasonal Nitrate+Nitrite = 10.04 Seasonal ammonia = 0.328 Hg = 0.004 Seasonal TKN = 270.4	No
Rhode Island Resource Recovery Corp.	#1	34	09/22/2016	No	C	130340																Seasonal Total Nitrogen = 280.9 Seasonal TKN = 280.4 As = 0.127 Seasonal ammonia = 20.24 Seasonal Nitrate+Nitrite = 0.506	Yes
Rhode Island Resource Recovery Corp.	#1	34	09/27/2016	Yes	C	160000			0.015	0.09	0.02	0.075	0.07	0.06	0.027	0.025	22.99	47	0.002	4		Seasonal Total Nitrogen = 290.152 As = 0.113 Seasonal Nitrate+Nitrite = 0.552 Seasonal ammonia = 10.39 Hg = 0.004 Seasonal TKN = 280.6	No
Rhode Island Resource Recovery Corp.	#1	34	08/31/2016	No	C	148840																Seasonal Total Nitrogen = 290.8 Seasonal TKN = 290.4 As = 0.13 Seasonal ammonia = 20.66 Seasonal Nitrate+Nitrite = 0.429	No
Rhode Island Resource Recovery Corp.	#1	34	06/02/2016	No	C	191000																Seasonal Total Nitrogen = 30 Seasonal TKN = 30 As = 0.084 Seasonal ammonia = 20.8 Seasonal Nitrate+Nitrite = 2	No
Rhode Island Resource Recovery Corp.	#1	34	06/22/2016	No	C	243780																Seasonal Total Nitrogen = 300.4 Seasonal TKN = 280.9 As = 0.11 Seasonal ammonia = 10.96 Seasonal Nitrate+Nitrite = 10.49	No
Rhode Island Resource Recovery Corp.	#4	34	12/06/2016	Yes	G		1															Seasonal Total Nitrogen = 300.8 Seasonal ammonia = 0.267 Seasonal Nitrate+Nitrite = 100.5 Seasonal TKN = 200.3	No
Rhode Island Resource Recovery Corp.	#1	34	09/14/2016	No	C	104230																Seasonal Total Nitrogen = 320.3 Seasonal TKN = 310.4 As = 0.123 Seasonal ammonia = 30.64 Seasonal Nitrate+Nitrite = 0.898	No
Rhode Island Resource Recovery Corp.	#1	34	09/29/2016	No	C	173780			0.012	0.11	0.01	0.015	0.069	0.036		0.01	38	47	0.001			Seasonal Total Nitrogen = 330.2 Seasonal TKN = 320.6 Seasonal Nitrate+Nitrite = 0.558 Seasonal ammonia = 30.78 Hg = 0 As = 0.113	No

Field's Point
Significant User
Compliance Monitoring Results - 2016

Company	Sample Location	Category	Sample Date	NBC Sample	Type	Flow	Volume	CDF	Cd	Cr	Cu	Pb	Ni	Zn	Cn	Ag	BOD	TSS	TTO	Total O & G	Other Parameters	Violation
Technodic, Inc.	#1	11	02/23/2016	Yes	C	3590			0.015	1.02	0.129	0.075	0.173	0.167	0.013	0.025					As = 0.005 TKN = 10.7 nitrate+nitrite = 230.6 ammonia = 0.763 Total Nitrogen = 250.3	No
Technodic, Inc.	#1	11	11/02/2016	Yes	C	100			0.015	0.838	0.14	0.075	0.05	0.08	0.019	0.025					Total Nitrogen = 290.2 ammonia = 0.26 nitrate+nitrite = 290.2 As = 0.005 TKN = 10.25	No
Tri-Jay Company	#1	11	07/12/2016	No	C	8775					0.8		0.44	0.3	0.05	0.1						No
Tri-Jay Company	#1	11	06/15/2016	No	C	11100					0.75		0.47	0.28	0.08	0.1						No
Tri-Jay Company	#1	11	05/19/2016	No	C	10275					0.67		0.35	0.43	0.04	0.03						No
Tri-Jay Company	#1	11	04/12/2016	No	C	9750		0.02	1.25	0.7	0.06		0.27	0.2	0.09	0.05						No
Tri-Jay Company	#1	11	03/08/2016	No	C	10800					0.68		0.4	0.21	0.07	0.06						No
Tri-Jay Company	#1	11	02/10/2016	No	C	11175					1.02		0.37	0.26	0.01	0.04						No
Tri-Jay Company	#1	11	01/06/2016	No	C	7950					1.09		0.37	0.32	0.18	0.05						No
Tri-Jay Company	#1	11	12/13/2016	No	C	10425					0.92		0.44	0.33	0.34	0.06						No
Tri-Jay Company	#1	11	11/08/2016	No	C	10575					0.73		0.51	0.31	0.01	0.09						No
Tri-Jay Company	#1	11	10/12/2016	No	C	10500		0.02	0.06	0.77	0.05		0.35	0.86	0.1	0.01						No
Tri-Jay Company	#1	11	09/14/2016	No	C	10125				0.96			0.53	0.68	0.09	0.05						No
Tri-Jay Company	#1	11	08/15/2016	No	C	9375		0.02	0.17	0.85	0.05		0.28	1.32	0.03	0.06						No
Tri-Jay Company	#2	11	01/06/2016	No	G	7950	22	Y			257.7	9.2	5.13	66.4								No
Tri-Jay Company	#3	11	02/10/2016	No	G	11175	33	Y			9.01	0.7	2.16	2.01								No
Tri-Jay Company	#4	11	03/08/2016	No	G	10800	14	Y			91.2	5.98	0.38	39.2								No
Tri-Jay Company	#5	11	04/12/2016	No	G	9750	33	Y			25.3	3.07	3.41	6.41								No
Tri-Jay Company	#6	11	05/19/2016	No	G	10275	18	Y			167	5.68	0.85	42.4								Yes
Tri-Jay Company	#7	11	07/12/2016	No	G	8775	70	Y			11.2	0.26	0.38	2.19								No
Tri-Jay Company	#8	11	08/15/2016	No	G	9375	21	Y			3.32	2.02	0.94	6.4								No
Tri-Jay Company	#9	11	09/14/2016	No	G		21	Y			3.56	2.02	1.06	0.34								No
Tri-Jay Company	#10	11	10/12/2016	No	G	10500	21	Y			2.11	1.29	1.74	0.97								No
Tri-Jay Company	#11	11	11/08/2016	No	G	10575	19	Y			3.16	1.22	1.18	0.48								No
Tri-Jay Company	#12	11	12/13/2016	No	G	10425	43	Y						0.34								No
Tri-Jay Company	#1	11	01/06/2016	Yes	C	7929			0.015	0.075		0.075									As = 0.005 ammonia = 0.468 nitrate+nitrite = 90.85 Total Nitrogen = 130.78 TKN = 30.93	No
Tri-Jay Company	#1	11	08/15/2016	Yes	C	9350			0.015	0.111	0.802	0.075	0.223	1.34	0.007	0.025					Total Nitrogen = 230.01 TKN = 70.11 nitrate+nitrite = 150.9 ammonia = 10.14 As = 0.005	No
Umicore USA, Incorporated	#4	22	04/07/2016	No	G	400												27				No
Umicore USA, Incorporated	#4	22	10/05/2016	No	G	400												9				No
Umicore USA, Incorporated	#1	22	02/04/2016	No	G	3000		0.05		0.05	0.2	0.1									ammonia = 1000	No
Umicore USA, Incorporated	#2	22	10/13/2016	No	G	1500		0.05	0.1	0.05	0.2	0.1	0.05		0.1						ammonia = 110	No
Umicore USA, Incorporated	#2	22	04/08/2016	No	G	2500		0.05	0.1	0.05	0.2	0.1	0.05		0.1						ammonia = 1200	No
Umicore USA, Incorporated	#2	22	08/17/2016	No	G	1400		0.05	0.1	0.05	0.2	0.1	0.05		0.1						ammonia = 260	No
Umicore USA, Incorporated	#2	22	08/16/2016	Yes	G	1500		0.015	0.075	0.039	0.075	0.05	0.05	0.06		0.025					ammonia = 270 As = 0.005 Total Nitrogen = 6010.65 TKN = 597 nitrate+nitrite = 40.65	No
Umicore USA, Incorporated	#2	22	12/06/2016	No	G	1500		0.05		0.05	0.2	0.1									ammonia = 2700	No
Umicore USA, Incorporated	#3	22	10/13/2016	No	G	1800		0.05	0.1	0.05	0.2	0.1	0.05		0.1						ammonia = 300	No
Umicore USA, Incorporated	#1	22	10/13/2016	No	G	5500		0.05	0.1	0.05	0.2	0.1	0.05		0.1						ammonia = 4300	No
Umicore USA, Incorporated	#1	22	04/08/2016	No	G	4200		0.05	0.1	0.05	0.2	0.1	0.05		0.1						ammonia = 560	No
Umicore USA, Incorporated	#3	22	04/08/2016	No	G	2500				0.05	0.2		0.05								ammonia = 630	No
Umicore USA, Incorporated	#2	22	02/03/2016	No	G	1500		0.05		0.05	0.2	0.1									ammonia = 69	No

Field's Point
Significant User
Compliance Monitoring Results - 2016

Company	Sample Location	Category	Sample Date	NBC Sample	Type	Flow	Volume	CDF	Cd	Cr	Cu	Pb	Ni	Zn	Cn	Ag	BOD	TSS	TTO	Total O & G	Other Parameters	Violation	
Umicore USA, Incorporated	#2	22	06/24/2016	No	G		1500		0.05	0.1	0.05	0.2	0.1	0.05		0.1					ammonia = 75	No	
Umicore USA, Incorporated	#1	22	06/24/2016	No	G		5000		0.05	0.1	0.05	0.2	0.1	0.05		0.1					ammonia = 750	No	
Umicore USA, Incorporated	#1	22	08/16/2016	Yes	G		6000		0.015	0.075	0.02	0.075	0.05	0.06		0.025					ammonia = 8080 As = 0.005 Total Nitrogen = 229000.15 TKN = 22900 nitrate+nitrite = 20.5	Yes	
Umicore USA, Incorporated	#1	22	08/17/2016	No	G		5000		0.05	0.1	0.05	0.2	0.1	0.05		0.1					ammonia = 9100	No	
Umicore USA, Incorporated	#3	22	03/31/2016	Yes	G		3000		0.015	0.075	0.02	0.075	0.05	0.06		0.025					As = 0.005 Total Nitrogen = 382 TKN = 382 nitrate+nitrite = 20.5	No	
Umicore USA, Incorporated	#1	22	03/31/2016	Yes	G		6000		0.015	0.075	0.02	0.075	0.05	0.06		0.025					As = 0.007 Total Nitrogen = 23000 TKN = 23000 nitrate+nitrite = 20.5	No	
Umicore USA, Incorporated	#2	22	03/31/2016	Yes	G		1500		0.015	0.075	0.032	0.075	0.05	0.06		0.025					ammonia = 9110 Total Nitrogen = 42310.6 TKN = 4220 nitrate+nitrite = 110.6	No	
Umicore USA, Incorporated	#3	22	09/13/2016	Yes	G		1000		0.015	0.075	0.02	0.075	0.05	0.06		0.025					ammonia = 1390 As = 0.005 Total Nitrogen = 8250.6 TKN = 803 nitrate+nitrite = 220.6	No	
Unique Plating Company	#1	11	06/20/2016	No	C	2850					0.09		0.07		0.1								No
Unique Plating Company	#1	11	04/18/2016	No	C	3450			0.02	0.05	0.14	0.05	0.07	0.005	0.22	0.03							No
Unique Plating Company	#1	11	02/15/2016	No	C	2700					0.58		0.52		0.1								No
Unique Plating Company	#1	11	01/21/2016	No	C	2700							0.27		0.13								No
Unique Plating Company	#1	11	02/11/2016	No	C	2700					0.03		0.11		0.01								No
Unique Plating Company	#1	11	12/13/2016	No	C	2550					0.25		0.4		0.17								No
Unique Plating Company	#1	11	11/21/2016	No	C	2094					1.18		0.747		0.544								No
Unique Plating Company	#1	11	10/12/2016	No	C	3150			0.02	0.05	0.21	0.15	0.16	0.02	0.36	0.04							No
Unique Plating Company	#1	11	08/18/2016	No	C	2400					0.1		0.11		0.01								No
Unique Plating Company	#2	11	04/18/2016	No	C	3450		N													CNE-EPA = 0.38	No	
Unique Plating Company	#2	11	10/12/2016	No	C	3150		N													CNE-EPA = 0.79	Yes	
Unique Plating Company	#1	11	12/13/2016	Yes	C	1347			0.015	0.075	0.227	0.075	0.447	0.06	0.075	0.025					TKN = 0.5 nitrate+nitrite = 20.32 As = 0.005 Total Nitrogen = 20.32	Yes	
Unique Plating Company	#1	11	01/21/2016	Yes	C	2900			0.015	0.075	0.243	0.075	0.209	0.06	0.102	0.025					ammonia = 0.1 TKN = 0.5 nitrate+nitrite = 20.5 Total Nitrogen = 0	No	
Unique Plating Company	#1	11	02/15/2016	Yes	C	2693			0.015	0.075	0.609	0.075	0.497	0.061	0.063	0.025					As = 0.005 ammonia = 0.1 Total Nitrogen = 0 TKN = 0.5 nitrate+nitrite = 20.5	No	
Unique Plating Company	#1	11	11/21/2016	Yes	C	2094			0.015	0.075		0.075		0.06		0.025					As = 0.006 Total Nitrogen = 10.38 ammonia = 0.1 nitrate+nitrite = 10.38	No	
Univar USA, Inc.	#1	22	07/21/2016	No	G		7800								0.01					0.052	TRC = 0.1	Yes	
Univar USA, Inc.	#1	22	01/21/2016	No	C		7800								0.02					0.144	TRC = 0.1	No	
Univar USA, Inc.	#1	22	04/20/2016	No	C		7800				0.025	0.025	0.069	0.151						0.335	TRC = 0.1 Hg = 0.001	No	

Field's Point
Significant User
Compliance Monitoring Results - 2016

Company	Sample Location	Category	Sample Date	NBC Sample	Type	Flow	Volume	CDF	Cd	Cr	Cu	Pb	Ni	Zn	Cn	Ag	BOD	TSS	TTO	Total O & G	Other Parameters	Violation	
Univar USA, Inc.	#1	22	10/26/2016	No	G		7800				0.025	0.025	0.025	0.09					0.029		TRC = 0.1 Hg = 0.001	Yes	
Univar USA, Inc.	#1	22	03/04/2016	Yes	C				0.015	0.23	0.113	0.075	0.348	0.784	0.004	0.025				0.027	Total Nitrogen = 1020.1 nitrate+nitrite = 220.4 ammonia = 670.4 TKN = 790.7 As = 0.005	No	
Univar USA, Inc.	#1	22	09/27/2016	Yes	G		1		0.015	0.106	0.027	0.075	0.05	0.345	0.004	0.025				0.007	Total Nitrogen = 930.1 As = 0.005 nitrate+nitrite = 740.3 ammonia = 100.2 Seasonal Total Nitrogen = 930.1 Seasonal TKN = 0.01 TKN = 0.01	No	
Universal Plating Company, Inc.	#1	11	02/18/2016	No	C	1197					0.06	0.05	0.04	0.02	0.01	0.01							No
Universal Plating Company, Inc.	#1	11	04/13/2016	No	G	1197			0.02	0.05	0.1	0.05	0.04	0.01	0.01	0.01							Yes
Universal Plating Company, Inc.	#1	11	06/13/2016	No	G	150					0.45	0.05	0.06	0.02	0.03	0.03							Yes
Universal Plating Company, Inc.	#1	11	10/12/2016	No	C	160			0.02	0.05	0.18	0.05	0.04	0.02	0.03	0.01							No
Universal Plating Company, Inc.	#1	11	08/18/2016	No	G	150					0.26	0.05	0.05	0.02	0.01	0.01							No
Universal Plating Company, Inc.	#1	11	02/02/2016	Yes	C	823			0.015	0.075	0.103	0.075	0.095	0.06	0.02	0.025						ammonia = 0.1 Nitrate+Nitrite = 20.5 TKN = 0.5 Total Nitrogen = 0 As = 0.005	No
Universal Plating Company, Inc.	#1	11	04/25/2016	Yes	C	884			0.015	0.075	0.074	0.075	0.05	0.06	0.015	0.025						Seasonal Total Nitrogen = 0.522 Seasonal TKN = 0.522 Seasonal Nitrate+Nitrite = 20.5 As = 0.005 Seasonal ammonia = 0.1	No
Universal Plating Company, Inc.	#1	11	11/22/2016	Yes	C	673			0.015	0.075	0.492	0.075	0.06	0.06	0.02	0.025						Total Nitrogen = 0.5 ammonia = 0.1 nitrate+nitrite = 0.1 TKN = 0.5 As = 0.005	No

***COMPLIANCE MONITORING
RESULTS FOR SIGNIFICANT
INDUSTRIAL USERS***

BUCKLIN POINT

Bucklin Point
Significant User
Compliance Monitoring Results - 2016

Company	Location	Category	Sample Date	NBC Sample	Type	Flow	Volume	CDF	Cd	Cr	Cu	Pb	Ni	Zn	Cn	Ag	BOD	TSS	TTO	Total O & G	Other Parameters	Violation	
Aspen Aerogels Rhode Island, LLC	#8	27	04/18/2016	No	G		1500		0.01	0.005	0.06	0.036	0.015	0.06		0.005							No
Aspen Aerogels Rhode Island, LLC	#1	27	11/01/2016	Yes	C	3147											14465.5	748	0.01			Ammonia = 3610 Total Nitrogen = 41700.248 TKN = 4470	No
Aspen Aerogels Rhode Island, LLC	#1	27	04/19/2016	Yes	C	2386											7434.58	34.51	0.5			Nitrate+Nitrite = 20.5 Nitrate+Nitrite = 20.5 Ammonia = 8570 Total Nitrogen = 10900 TKN = 10900	No
Aspen Aerogels Rhode Island, LLC	#2	27	11/01/2016	Yes	G		1000	N									43342	6	0.007			Seasonal Total Nitrogen = 5180.183 Seasonal TKN = 518 Seasonal Nitrate+Nitrite = 20.5 Seasonal Ammonia = 551	No
Bliss Manufacturing Co., Inc.	#1	11	11/28/2016	No	C	1057										0.17							No
Bliss Manufacturing Co., Inc.	#1	11	02/05/2016	No	C						0.23		0.04		0.22	0.12							No
Bliss Manufacturing Co., Inc.	#1	11	11/28/2016	No	C	1100										0.11							No
Bliss Manufacturing Co., Inc.	#1	11	11/24/2016	No	C	800																	No
Bliss Manufacturing Co., Inc.	#1	11	02/16/2016	No	C										0.21								No
Bliss Manufacturing Co., Inc.	#1	11	02/15/2016	No	C										0.01								No
Bliss Manufacturing Co., Inc.	#1	11	04/11/2016	No	C				0.02	0.05	0.4	0.05	0.04	0.02	0.11	0.1							No
Bliss Manufacturing Co., Inc.	#1	11	06/02/2016	No	C						0.37		0.04		0.25	0.23							No
Bliss Manufacturing Co., Inc.	#1	11	08/04/2016	No	C						0.17		0.04		0.18	0.16							No
Bliss Manufacturing Co., Inc.	#1	11	10/13/2016	No	C				0.02	0.05	0.09	0.05	0.04	0.01	0.04	0.1							No
Bliss Manufacturing Co., Inc.	#1	11	12/13/2016	No	C	800										0.14							No
Bliss Manufacturing Co., Inc.	#1	11	12/14/2016	No	C	810										0.14							No
Bliss Manufacturing Co., Inc.	#1	11	12/15/2016	No	C	720									0.04								No
Bliss Manufacturing Co., Inc.	#1	11	12/16/2016	No	C	600									0.13								No
Bliss Manufacturing Co., Inc.	#1	11	11/23/2016	No	C	567										0.08							No
Bliss Manufacturing Co., Inc.	#1	11	12/19/2016	No	C						0.11		0.04		0.28	0.25							No
Bliss Manufacturing Co., Inc.	#1	11	02/03/2016	Yes	C	471			0.015	0.075	0.096	0.075	0.05	0.06	0.165	0.134						Ammonia = 0.397 Total Nitrogen = 0.969 TKN = 0.969 Nitrate+Nitrite = 20.5	No
Bliss Manufacturing Co., Inc.	#2	11	06/02/2016	No	G																	CN-EPA = 0.01	No
Bliss Manufacturing Co., Inc.	#2	11	02/05/2016	No	C																	CN-EPA = 0.01	No
Bliss Manufacturing Co., Inc.	#2	11	10/13/2016	No	G																	CN-EPA = 0.03	No
Bliss Manufacturing Co., Inc.	#1	11	12/05/2016	Yes	C	1092			0.015	0.075	0.306	0.075	0.05	0.06	0.09	0.166						Total Nitrogen = 30.82 Ammonia = 0.269 Nitrate+Nitrite = 10.71 TKN = 20.11	No
Bliss Manufacturing Co., Inc.	#1	11	10/25/2016	Yes	C	418			0.015	0.075	0.245	0.075	0.05	0.062	0.634	0.561						Total Nitrogen = 70.71 Ammonia = 30.7 Nitrate+Nitrite = 20.5 TKN = 70.71	Yes
Chemart Company	#1	11	12/15/2016	No	C	17525				0.02	0.138		0.05	0.05	0.033								No
Chemart Company	#1	11	05/24/2016	No	C	17066				0.02	0.057		0.057	0.078	0.02								No
Chemart Company	#1	11	09/26/2016	No	C	21254				0.02	4.48		2.93	1.41	0.02								Yes
Chemart Company	#1	11	08/24/2016	No	C	19194				0.02	0.101		0.06	0.05	0.02								No
Chemart Company	#1	11	03/17/2016	No	C	17211				0.02	0.77		0.183	0.05	0.023								No
Chemart Company	#1	11	07/21/2016	No	C	19195				0.02	0.059		0.05	0.107	0.02								No
Chemart Company	#1	11	01/25/2016	No	C	16371				0.02	0.047		0.135	0.05	0.02								No
Chemart Company	#1	11	11/28/2016	No	C	16672				0.02	0.038		0.05	0.073	0.02								No
Chemart Company	#1	11	11/15/2016	No	C	14829					0.145												No
Chemart Company	#1	11	11/09/2016	No	C	18440					0.198												No
Chemart Company	#1	11	11/03/2016	No	C	20930					0.255												No
Chemart Company	#1	11	10/27/2016	No	C	16601			0.01	0.02	0.872	0.07	0.05	0.124	0.02	0.01							No
Chemart Company	#1	11	10/20/2016	No	C	17496					1.39	0.135	0.079										Yes
Chemart Company	#1	11	10/13/2016	No	C	17665					1.27		0.329										Yes
Chemart Company	#1	11	10/06/2016	No	C	18240					0.454		0.169										No
Chemart Company	#1	11	04/06/2016	No	C	19292			0.01	0.02	0.543	0.02	0.545	0.058	0.237	0.01							No

Bucklin Point
Significant User
Compliance Monitoring Results - 2016

Company	Location	Category	Sample Date	NBC Sample	Type	Flow	Volume	CDF	Cd	Cr	Cu	Pb	Ni	Zn	Cn	Ag	BOD	TSS	TTO	Total O & G	Other Parameters	Violation		
Chemart Company	#1	11	02/25/2016	No	C	16726				0.02	0.168		0.113	0.062	0.02								No	
Chemart Company	#1	11	06/22/2016	No	C	24937				0.02	0.228		0.05	0.072	0.093									No
Chemart Company	#1	11	01/27/2016	Yes	C	10540			0.015	0.075	0.055	0.075	0.146	0.06	0.005	0.025							Ammonia = 0.1 Total Nitrogen = 10.17 TKN = 10.17 Nitrate+Nitrite = 20.5	No
Chemart Company	#2	11	03/17/2016	No	C	17211																	CN-EPA = 0.02	No
Chemart Company	#2	11	09/26/2016	No	C	21254																	CN-EPA = 0.02	No
Chemart Company	#2	11	01/25/2016	No	C	16371																	CN-EPA = 0.02	No
Chemart Company	#2	11	07/21/2016	No	C	19195																	CN-EPA = 0.02	No
Chemart Company	#2	11	05/24/2016	No	C	17066																	CN-EPA = 0.02	No
Chemart Company	#2	11	11/28/2016	No	C	16672																	CN-EPA = 0.02	No
Chemart Company	#1	11	09/21/2016	Yes	C	13546			0.015	0.075	0.981	0.075	0.2	0.061	0.007	0.025							Total Nitrogen = 30.47 TKN = 30.47 Nitrate+Nitrite = 20.5	No
Cintas Corporation	#1	25	11/28/2016	No	C	87701			0.02	0.05	0.15	0.05	0.07	0.18	0.01	0.01	281.5	9	0.059	12.2				No
Cintas Corporation	#1	25	10/25/2016	No	C	71615			0.02	0.05	0.14	0.05	0.08	0.23	0.01	0.01	414.7	61	0.046	46.8				No
Cintas Corporation	#1	25	09/26/2016	No	C	69062			0.02	0.05	0.11	0.05	0.06	0.23	0.01	0.01	137.3	27	0.018	23.1				No
Cintas Corporation	#1	25	10/06/2016	Yes	C	17116			0.015	0.075	0.1	0.075	0.05	0.063	0.01	0.025	189.26	40.43	0.009	18.01				No
Cintas Corporation	#1	25	08/25/2016	No	C	72486			0.02	0.05	0.15	0.05	0.11	0.27	0.01	0.02	231	68	0.044	22.6				No
Cintas Corporation	#1	25	07/26/2016	No	C	67347			0.02	0.05	0.17	0.05	0.08	0.4	0.01	0.01	311	527	0.038	20.3				No
Cintas Corporation	#1	25	06/28/2016	No	C	80066			0.02	0.05	0.18	0.05	0.06	0.51	0.01	0.03	454	99	0.056	12.8				No
Cintas Corporation	#1	25	05/26/2016	No	C	59974			0.02	0.05	0.08	0.05	0.07	0.2	0.01	0.02	257.3	15	0.05	10.7				No
Cintas Corporation	#1	25	04/26/2016	No	C	64521			0.02	0.05	0.34	0.05	0.09	0.39	0.01	0.03	512.3	65	0.189	116.2				No
Cintas Corporation	#1	25	03/29/2016	No	C				0.02	0.05	0.1	0.05	0.09	0.37	0.01	0.01	251.5	3	0.145	19				No
Cintas Corporation	#1	25	02/23/2016	No	C	79336			0.02	0.05	0.09	0.05	0.04	0.17	0.02	0.01	225.7	1	0.016	11.1				No
Cintas Corporation	#1	25	12/28/2016	No	C	77199			0.02	0.05	0.16	0.05	0.09	0.48	0.01	0.01	368.7	143	0.096	35.2				No
Cintas Corporation	#1	25	01/25/2016	No	C	72832			0.02	0.05	0.07	0.05	0.5	0.2	0.01	0.01	122.3	4	0.044	11.5				No
Cintas Corporation	#1	25	03/01/2016	Yes	C	18350			0.015	0.075	0.043	0.075	0.05	0.098	0.014	0.025	226.58	29	0.022	9.247			Ammonia = 0.1 Nitrate+Nitrite = 20.5 TKN = 70.85 Total Nitrogen = 70.85	No
Darlene Group	#1	11	08/11/2016	No	C	30			0.005		0.19	0.011	0.031	0.03	0.01									No
Darlene Group	#1	11	12/07/2016	No	C	112			0.007		0.25	0.029	0.08	0.09	0.01									No
Darlene Group	#1	11	03/07/2016	No	C	60			0.008		0.18	0.006	0.029	0.06	0.01									No
Darlene Group	#1	11	04/04/2016	No	C	15			0.008	0.005	0.016	0.005	0.026	0.06	0.01	0.007								No
Darlene Group	#1	11	10/18/2016	No	C	40			0.005	0.005	0.19	0.01	0.036	0.03	0.01	0.005								No
Darlene Group	#1	11	06/06/2016	No	C	30			0.005		0.14	0.005	0.017	0.04	0.01									No
Darlene Group	#2	11	06/06/2016	No	G		15	Y			0.2	0.01	0.025	0.02										No
Darlene Group	#2	11	12/07/2016	No	G	110	10	Y			0.12	0.005	0.017	0.03										No
Darlene Group	#1	11	02/01/2016	Yes	C				0.015	0.075	0.135	0.075	0.05	0.06	0.004	0.025							Ammonia = 0.1 Nitrate+Nitrite = 20.5 TKN = 0.758 Total Nitrogen = 0.758	No
Darlene Group	#1	11	11/21/2016	Yes	C	70			0.015	0.075	0.185	0.075	0.05	0.06	0.004	0.025							Total Nitrogen = 0.5 Ammonia = 0.1 Nitrate+Nitrite = 0.474 TKN = 0.5	No
Denison Acquisition Company, LLC	#1	14	09/27/2016	No	G		1100												0.141				Acetone = 0.12 Methylene Chloride = 0.005	No
Denison Acquisition Company, LLC	#1	14	10/11/2016	No	G		1100				0.025			0.05			21	2.3	0.069	0.5			Acetone = 0.32 N-Amyl Acetate = 0.005 Isopropyl Acetate = 0.01 Methylene Chloride = 0.005 Ethyl Acetate = 0.01	No
Denison Acquisition Company, LLC	#1	14	10/04/2016	No	G		1100												1.152				Acetone = 10.1	No

Bucklin Point
Significant User
Compliance Monitoring Results - 2016

Company	Location	Category	Sample Date	NBC Sample	Type	Flow	Volume	CDF	Cd	Cr	Cu	Pb	Ni	Zn	Cn	Ag	BOD	TSS	TTO	Total O & G	Other Parameters	Violation	
Ecological Fibers, Inc.	#1	24	06/09/2016	No	C	5945								0.76								No	
Ecological Fibers, Inc.	#1	24	06/10/2016	No	C	3935								0.54								No	
Ecological Fibers, Inc.	#1	24	06/13/2016	No	C	1800								2.01								Yes	
Ecological Fibers, Inc.	#1	24	06/14/2016	No	C	2865								2.1								Yes	
Ecological Fibers, Inc.	#1	24	06/21/2016	No	C	6895								4.14								Yes	
Ecological Fibers, Inc.	#1	24	06/22/2016	No	C	2950								3.58								Yes	
Ecological Fibers, Inc.	#1	24	06/23/2016	No	C	2810								1.76								Yes	
Ecological Fibers, Inc.	#1	24	06/24/2016	No	C	5490								1.19								No	
Ecological Fibers, Inc.	#1	24	07/06/2016	No	C	4825				0.05	0.05			6.16			402	1				Yes	
Ecological Fibers, Inc.	#1	24	07/11/2016	No	C	9007								0.76								No	
Ecological Fibers, Inc.	#1	24	07/12/2016	No	C	7021								0.89								No	
Ecological Fibers, Inc.	#1	24	07/19/2016	No	C	5985								2.85								Yes	
Ecological Fibers, Inc.	#1	24	07/21/2016	No	C	5875								3.31								Yes	
Ecological Fibers, Inc.	#1	24	07/26/2016	No	C	5263								0.31								No	
Ecological Fibers, Inc.	#1	24	07/27/2016	No	C	7174								0.94								No	
Ecological Fibers, Inc.	#1	24	07/28/2016	No	C	5248								4.37								Yes	
Ecological Fibers, Inc.	#1	24	08/01/2016	No	C	9182								1.69								Yes	
Ecological Fibers, Inc.	#1	24	08/09/2016	No	C	6180								0.48								No	
Ecological Fibers, Inc.	#1	24	08/10/2016	No	C	4568								0.24								No	
Ecological Fibers, Inc.	#1	24	08/11/2016	No	C	4365								0.67								No	
Ecological Fibers, Inc.	#1	24	08/12/2016	No	C	3012								1.44								No	
Ecological Fibers, Inc.	#1	24	05/05/2016	No	C	5665								1.73								Yes	
Ecological Fibers, Inc.	#1	24	05/04/2016	No	C	5810								3.15								Yes	
Ecological Fibers, Inc.	#1	24	05/03/2016	No	C	5365								6.66								Yes	
Ecological Fibers, Inc.	#1	24	04/26/2016	No	C	4190				0.05							236.5	12	0.004			No	
Ecological Fibers, Inc.	#1	24	03/15/2016	No	C	6310								0.21								No	
Ecological Fibers, Inc.	#1	24	03/14/2016	No	C	4600								1.24								No	
Ecological Fibers, Inc.	#1	24	01/12/2016	No	C	4100				0.005	0.03			1.06			352	7				No	
Ecological Fibers, Inc.	#1	24	03/03/2016	Yes	C				0.015	0.075	0.031	0.075	0.081	2.61		0.025	139.68	27.57	0.015		PH = 90.8 TKN = 133 Total Nitrogen = 133 Nitrate+Nitrite = 20.5 Ammonia = 970.7	Yes	
Ecological Fibers, Inc.	#1	24	09/07/2016	Yes	C				0.015	0.075	0.02	0.075	0.072	0.616		0.025	703.56	9.26	0.016		Total Nitrogen = 105 TKN = 105 Nitrate+Nitrite = 20.5 Ammonia = 930.1	No	
Ecological Fibers, Inc.	#1	24	04/26/2016	Yes	C	2400			0.015			0.075	0.108	6.85		0.025						Total Nitrogen = 162 TKN = 162 Nitrate+Nitrite = 20.5 Ammonia = 102	Yes
Ecological Fibers, Inc.	#1	24	05/24/2016	Yes	C	2900			0.015	0.075	0.02	0.075	0.05	0.346		0.025	561.7	10.83	0.013		Total Nitrogen = 810.2 TKN = 810.2 Nitrate+Nitrite = 20.5 Ammonia = 630.3	No	
General Cable Industries, LLC	#1	27	01/07/2016	No	C	2691					0.11	0.05	0.04	0.4			1464	5		18.9		No	
General Cable Industries, LLC	#1	27	11/01/2016	No	C	3446					0.13	0.15	0.06	0.6			325.3	51		6.7		No	
General Cable Industries, LLC	#1	27	09/06/2016	No	C	2554					0.15	0.05	0.05	0.32			119	8		1.5		No	
General Cable Industries, LLC	#1	27	07/12/2016	No	C						0.12	0.19	0.11	0.4			153.3	7		1.8		No	
General Cable Industries, LLC	#1	27	12/28/2016	No	C	3150			0.002	0.025	0.074	0.045	0.025	0.733		0.025	450	110				No	
General Cable Industries, LLC	#1	27	05/10/2016	No	C	3187					0.07	0.19	0.06	0.4			779.3	53		5.1		No	
General Cable Industries, LLC	#1	27	03/03/2016	No	C	2920					0.09	0.09	0.06	0.35			503	28		11.4		No	
General Cable Industries, LLC	#2	27	01/13/2016	No	G				0.002	0.025	0.038	0.025	0.025	0.367		0.025	600	29		7.8		No	
General Cable Industries, LLC	#1	27	05/04/2016	Yes	C	4611			0.015	0.075	0.115	0.075	0.05	0.647		0.025	1470.61	53		10.06	Ammonia = 0.1 Total Nitrogen = 190.3 Nitrate+Nitrite = 20.5 TKN = 190.3	No	
General Cable Industries, LLC	#2	27	06/09/2016	No	G				0.002	0.025	0.134	0.025	0.025	0.343		0.025	600	78		12	PH = 60.3	No	
General Cable Industries, LLC	#3	27	09/09/2016	No	G		13174		0.02	0.05	0.03	0.05	0.04	0.38		0.01	4.3	1		1	PH = 60.38	No	
General Cable Industries, LLC	#2	27	12/06/2016	No	G				0.002	0.025	0.176	0.089	0.025	0.83		0.025	1300	160		20	PH = 60.7	No	

Bucklin Point
Significant User
Compliance Monitoring Results - 2016

Company	Location	Category	Sample Date	NBC Sample	Type	Flow	Volume	CDF	Cd	Cr	Cu	Pb	Ni	Zn	Cn	Ag	BOD	TSS	TTO	Total O & G	Other Parameters	Violation	
General Cable Industries, LLC	#2	27	07/05/2016	No	C				0.002	0.025	0.241	0.029	0.025	0.82		0.025	230	140			PH = 60.7	No	
General Cable Industries, LLC	#2	27	01/30/2016	No	C	21501			0.002	0.025	0.054	0.025	0.025	0.267		0.025	1300	34			PH = 60.8	No	
General Cable Industries, LLC	#3	27	06/09/2016	No	G				0.002	0.025	0.025	0.025	0.025	0.465		0.025	12	16		1.3	PH = 60.8	No	
General Cable Industries, LLC	#3	27	12/06/2016	No	G				0.002	0.025	0.025	0.025	0.025	0.32		0.025	10	13		0.5	PH = 7	No	
General Cable Industries, LLC	#3	27	03/04/2016	No	G				0.02	0.05	0.02	0.05	0.04	0.26		0.01	4.8	8		1.1	PH = 70.12	No	
General Cable Industries, LLC	#1	27	10/24/2016	Yes	C	467			0.015	0.075	0.258	0.075	0.05	1		0.025	1160.56	110		12.22	Total Nitrogen = 250.6 Ammonia = 0.1 Nitrate+Nitrite = 20.5 TKN = 250.6	No	
Godfrey & Wing, Inc.	#1	27	02/18/2016	No	C	13434					0.06			0.04									No
Godfrey & Wing, Inc.	#1	27	08/18/2016	No	C	10500					0.02			0.01									No
Godfrey & Wing, Inc.	#1	27	04/06/2016	No	C	9798					0.02			0.01					0.021				No
Godfrey & Wing, Inc.	#1	27	10/31/2016	No	C	9940					0.03			0.04					0.03				No
Godfrey & Wing, Inc.	#1	27	06/28/2016	No	C	7000					0.07			0.1									No
Godfrey & Wing, Inc.	#1	27	12/21/2016	No	C	1069					0.02			0.03									No
Godfrey & Wing, Inc.	#2	27	02/18/2016	No	G		600	Y			0.5			0.55						0.001			No
Godfrey & Wing, Inc.	#3	27	06/29/2016	No	G		174	Y			0.14			0.08						0.013			No
Godfrey & Wing, Inc.	#4	27	10/31/2016	No	G	2376	238	Y			0.11			0.4						0.02			No
Godfrey & Wing, Inc.	#1	27	11/16/2016	Yes	C		1		0.015	0.075	0.02	0.075	0.05	0.06		0.025				0.047		TKN = 0.5 Nitrate+Nitrite = 0.1 Total Nitrogen = 0.5 Ammonia = 0.2	No
Godfrey & Wing, Inc.	#1	27	04/06/2016	Yes	C	9462			0.015	0.075	0.02	0.075	0.05	0.06		0.025				0.035		Total Nitrogen = 0 TKN = 0.5 Nitrate+Nitrite = 20.5 Ammonia = 0.1	No
Hord Crystal Corporation	#1	11	10/20/2016	No	G		300		0.02	0.05	0.11	0.05	0.2	0.05	0.03	0.07							No
Hord Crystal Corporation	#1	11	09/12/2016	No	G		300		0.02	0.05	0.41	0.26	0.12	0.09	0.01	0.01							No
Hord Crystal Corporation	#1	11	08/02/2016	No	G		300				0.15		0.63	0.04									No
Hord Crystal Corporation	#1	11	06/15/2016	No	G	300			0.02	0.05	0.15	0.18	0.16	0.04	0.01	0.07							No
Hord Crystal Corporation	#1	11	04/04/2016	No	G		300		0.02	0.05	0.32	0.34	0.35	0.07	0.01	0.06							No
Hord Crystal Corporation	#1	11	02/01/2016	No	G		300				0.18		0.26	0.05									No
Hord Crystal Corporation	#1	11	12/01/2016	No	G		120				0.41		0.11	0.16									No
Hord Crystal Corporation	#1	11	02/29/2016	Yes	G		300		0.015	0.075	0.704	0.075	0.05	0.259	0.013	0.025						Nitrate+Nitrite = 260.9 Ammonia = 20.45 TKN = 82 Total Nitrogen = 1080.9	No
Hord Crystal Corporation	#1	11	09/12/2016	Yes	G		1		0.015	0.075	0.385	0.075	0.05	0.085	0.006	0.025						Total Nitrogen = 130 TKN = 130 Nitrate+Nitrite = 20.5 Ammonia = 190.4	No
HP Services, Inc.	#1	11	10/06/2016	No	G		100		0.006	0.188	0.626	0.025	0.025	0.095	0.01	0.025					1.6		No
HP Services, Inc.	#1	11	04/28/2016	No	G		150									0.2							No
HP Services, Inc.	#1	11	04/08/2016	No	G		140		0.02	0.2	0.2	0.2	0.2	0.4	0.01	0.19					1.2		No
HP Services, Inc.	#1	11	01/26/2016	No	G		100			0.27	0.26		0.2	0.4		0.2							No
HP Services, Inc.	#1	11	07/11/2016	No	G		75			0.33	0.22		0.2	0.4									No
HP Services, Inc.	#1	11	11/22/2016	Yes	G		200		0.015	0.075	0.039	0.075	0.05	0.06	0.01	0.025						Total Nitrogen = 0.5 Ammonia = 0.1 Nitrate+Nitrite = 0.1 TKN = 0.5	No
HP Services, Inc.	#1	11	04/11/2016	Yes	G		200		0.015	0.075	0.02	0.075	0.05	0.06	0.004	0.025					4	Total Nitrogen = 10.69 TKN = 10.69 Nitrate+Nitrite = 20.5 Ammonia = 0.1	No
Interplex Engineered Products, Inc.	#1	11	01/06/2016	No	C	22763					0.03	0.05	0.19		0.07	0.01							No
Interplex Engineered Products, Inc.	#1	11	05/04/2016	No	C	69262					0.02	0.05	0.29		0.01	0.01							No
Interplex Engineered Products, Inc.	#1	11	11/02/2016	No	C	57802					0.25	0.05	0.23		0.02	0.02							No
Interplex Engineered Products, Inc.	#1	11	04/06/2016	No	C	55760			0.02	0.05	0.02	0.05	0.08	0.005	0.01	0.01							No
Interplex Engineered Products, Inc.	#1	11	10/05/2016	No	C	71596			0.02	0.05	0.03	0.05	0.08	0.02	0.01	0.01							No
Interplex Engineered Products, Inc.	#1	11	12/07/2016	No	C	47853					0.02	0.05	0.09		0.02	0.05							No

Bucklin Point
Significant User
Compliance Monitoring Results - 2016

Company	Location	Category	Sample Date	NBC Sample	Type	Flow	Volume	CDF	Cd	Cr	Cu	Pb	Ni	Zn	Cn	Ag	BOD	TSS	TTO	Total O & G	Other Parameters	Violation	
Interplex Engineered Products, Inc.	#1	11	09/07/2016	No	C	50583					0.02	0.05	0.23		0.01	0.06						No	
Interplex Engineered Products, Inc.	#1	11	08/03/2016	No	C	34590					0.02	0.05	0.1		0.01	0.01						No	
Interplex Engineered Products, Inc.	#1	11	07/06/2016	No	C	44524					0.04	0.05	0.24		0.07	0.01						No	
Interplex Engineered Products, Inc.	#1	11	06/01/2016	No	C	51982					0.08	0.05	0.25		0.01	0.01						No	
Interplex Engineered Products, Inc.	#1	11	03/02/2016	No	C	54982					0.03	0.05	0.1		0.03	0.01						No	
Interplex Engineered Products, Inc.	#1	11	02/03/2016	No	C	46117					0.02	0.05	0.05		0.02	0.01						No	
Interplex Engineered Products, Inc.	#2	11	10/05/2016	No	G	71596																CN-EPA = 0.01	No
Interplex Engineered Products, Inc.	#2	11	09/07/2016	No	G	50583																CN-EPA = 0.01	No
Interplex Engineered Products, Inc.	#2	11	06/01/2016	No	G	51982																CN-EPA = 0.01	No
Interplex Engineered Products, Inc.	#2	11	04/06/2016	No	G	55760																CN-EPA = 0.01	No
Interplex Engineered Products, Inc.	#2	11	03/02/2016	No	G	54982																CN-EPA = 0.01	No
Interplex Engineered Products, Inc.	#2	11	02/03/2016	No	G	46117																CN-EPA = 0.01	No
Interplex Engineered Products, Inc.	#2	11	12/07/2016	No	G	47853																CN-EPA = 0.02	No
Interplex Engineered Products, Inc.	#2	11	08/03/2016	No	G	34590																CN-EPA = 0.02	No
Interplex Engineered Products, Inc.	#2	11	05/04/2016	No	G	69262																CN-EPA = 0.02	No
Interplex Engineered Products, Inc.	#2	11	07/06/2016	No	G	44524																CN-EPA = 0.04	No
Interplex Engineered Products, Inc.	#2	11	01/06/2016	No	G	22763																CN-EPA = 0.04	No
Interplex Engineered Products, Inc.	#2	11	11/02/2016	No	G	57802																CN-EPA = 0.06	No
Interplex Engineered Products, Inc.	#1	11	04/20/2016	Yes	C	57832			0.015	0.075	0.02	0.075	0.227	0.06	0.009	0.025						Total Nitrogen = 10.59 TKN = 10.59 Nitrate+Nitrite = 20.5 Ammonia = 0.335	No
Interplex Engineered Products, Inc.	#1	11	10/24/2016	Yes	C	53179	1		0.015	0.075	0.02	0.075	0.06	0.06	0.009	0.025						Total Nitrogen = 10.85 Ammonia = 0.1 Nitrate+Nitrite = 20.5 TKN = 10.85	No
John H. Collins & Sons Company	#1	27	01/28/2016	No	C	2229			0.002	0.025	0.025	0.025	0.025	0.05	0.01	0.025			0.03	0.9			No
John H. Collins & Sons Company	#1	27	03/29/2016	No	C	1997				0.025	0.025			0.05							1.9		No
John H. Collins & Sons Company	#1	27	11/29/2016	No	C	1257				0.025	0.025			0.066							4.3		No
John H. Collins & Sons Company	#1	27	07/25/2016	No	C	1556			0.002	0.025	0.025	0.025	0.025	0.059	0.01	0.025			0.1	2.4			No
John H. Collins & Sons Company	#1	27	09/29/2016	No	C	1429				0.025	0.025			0.05							0.9		No
John H. Collins & Sons Company	#1	27	05/26/2016	No	C	1533				0.025	0.025			0.051							1.8		No
John H. Collins & Sons Company	#1	27	02/22/2016	Yes	C	1496			0.015	0.075	0.025	0.075	0.05	1.01	0.15	0.025			1.094	24.87		Ammonia = 0.506 Nitrate+Nitrite = 20.5 TKN = 210.2	No
John H. Collins & Sons Company	#1	27	09/27/2016	Yes	C	1653			0.015	0.075	0.104	0.075	0.08	0.139	0.049	0.045			0.334	62.29		Total Nitrogen = 180.9 TKN = 140.3 Nitrate+Nitrite = 40.6 Ammonia = 40.19	No
Lincoln Fine Ingredients	#1	22	03/15/2016	No	G		900														0.8		No
Lincoln Fine Ingredients	#1	22	07/11/2016	No	G		1200														4.1		No
Lincoln Fine Ingredients	#1	22	02/29/2016	No	G		900														137		Yes
Lincoln Fine Ingredients	#1	22	05/16/2016	No	G		1300														3		No
Lincoln Fine Ingredients	#1	22	03/23/2016	No	G		900														1.4		No
Lincoln Fine Ingredients	#1	22	04/08/2016	No	G		1100														5		No
Lincoln Fine Ingredients	#1	22	01/25/2016	No	G		900														6.6		No
Lincoln Fine Ingredients	#1	22	04/28/2016	No	G		1100														1.5		No
Lincoln Fine Ingredients	#1	22	05/16/2016	Yes	G		1100															TKN = 220.3 Nitrate+Nitrite = 169 Ammonia = 10.08 Total Nitrogen = 1910.3	No
Lincoln Fine Ingredients	#1	22	09/13/2016	Yes	G		1300														4	Total Nitrogen = 110.7 TKN = 20.5 Ammonia = 0.285 Nitrate+Nitrite = 110.7	No
Lincoln Fine Ingredients	#1	22	02/29/2016	Yes	G		900															Total Nitrogen = 30.85 TKN = 30.85 Nitrate+Nitrite = 20.5 Ammonia = 0.1	No

Bucklin Point
Significant User
Compliance Monitoring Results - 2016

Company	Location	Category	Sample Date	NBC Sample	Type	Flow	Volume	CDF	Cd	Cr	Cu	Pb	Ni	Zn	Cn	Ag	BOD	TSS	TTO	Total O & G	Other Parameters	Violation	
Liquid Blue	#1	23	10/11/2016	No	C	6550			0.004	0.008	0.07			0.11			2380	372				No	
Liquid Blue	#1	23	07/11/2016	No	C		4500		0.004	0.005	0.02			0.05			199	10				No	
Liquid Blue	#1	23	04/20/2016	No	C	10700											28					No	
Liquid Blue	#1	23	01/15/2016	No	C	7800			0.004	0.014	0.02	0.005		0.02			62	18				No	
Liquid Blue	#1	23	04/04/2016	No	C	7700			0.004	0.015	0.02	0.005		0.02				42				No	
Liquid Blue	#2	23	01/15/2016	No	C	4000			0.01	0.009	0.02	0.161		0.05			65	16				No	
Liquid Blue	#2	23	04/04/2016	No	C	3800			0.004	0.005	0.02	0.005		0.02				50				No	
Liquid Blue	#2	23	04/20/2016	No	C	2900											12					No	
Liquid Blue	#2	23	07/11/2016	No	C		3000		0.004	0.005	0.02			0.02			7	5				No	
Liquid Blue	#2	23	10/11/2016	No	C	2500			0.004	0.005	0.04			0.02			16	16				No	
Liquid Blue	#1	23	10/19/2016	Yes	G		1		0.015	0.075	0.074	0.075	0.05	0.06		0.025	85.95	22.64			Ammonia = 0.1 Total Nitrogen = 20.5 Nitrate+Nitrite = 20.5 TKN = 20.5	No	
Liquid Blue	#1	23	03/10/2016	Yes	G				0.015	0.075	0.02	0.075	0.05	0.06		0.025	125.56	32			Nitrate+Nitrite = 20.5 TKN = 650.3 Total Nitrogen = 650.3	No	
Liquid Blue	#2	23	10/19/2016	Yes	G		1		0.015	0.075	0.14	0.075	0.05	0.127		0.025	79.68	109.39			Total Nitrogen = 280.4 TKN = 280.4 Nitrate+Nitrite = 20.5 Ammonia = 0.1	No	
Liquid Blue	#2	23	03/10/2016	Yes	G				0.015	0.075	0.138	0.075	0.05	0.06		0.025	112.05	5.21			Total Nitrogen = 390.4 TKN = 390.4 Nitrate+Nitrite = 20.5 Ammonia = 0.647	No	
Materion Technical Materials, Inc.	#1	11	11/01/2016	No	C	44808					0.044	0.025	0.025	0.05	0.01	0.025						No	
Materion Technical Materials, Inc.	#2	11	05/02/2016	No	C	41284																CN-EPA = 0.01	No
Materion Technical Materials, Inc.	#2	11	08/01/2016	No	C	41459																CN-EPA = 0.01	No
Materion Technical Materials, Inc.	#2	11	02/02/2016	No	C	38066																CN-EPA = 0.01	No
Materion Technical Materials, Inc.	#2	11	03/01/2016	No	C	41186																CN-EPA = 0.01	No
Materion Technical Materials, Inc.	#2	11	10/03/2016	No	C	44876																CN-EPA = 0.01	No
Materion Technical Materials, Inc.	#2	11	09/01/2016	No	C	46856																CN-EPA = 0.01	No
Materion Technical Materials, Inc.	#2	11	04/04/2016	No	C	42078																CN-EPA = 0.01	No
Materion Technical Materials, Inc.	#2	11	11/01/2016	No	C	44808																CN-EPA = 0.01	No
Materion Technical Materials, Inc.	#2	11	07/01/2016	No	C	26249																CN-EPA = 0.01	No
Materion Technical Materials, Inc.	#2	11	06/02/2016	No	C	49647																CN-EPA = 0.01	No
Materion Technical Materials, Inc.	#2	11	12/01/2016	No	C	40653																CN-EPA = 0.01	No
Materion Technical Materials, Inc.	#2	11	01/04/2016	No	C	40714																CN-EPA = 0.14	No
Materion Technical Materials, Inc.	#1	11	01/04/2016	No	C	40714					0.027	0.025	0.043	0.05	0.01	0.025						TRC = 0.1	No
Materion Technical Materials, Inc.	#1	11	06/01/2016	No	C	49647					0.033	0.071	0.03	0.372	0.01	0.025						TRC = 0.1	No
Materion Technical Materials, Inc.	#1	11	12/01/2016	No	C	40653					0.032	0.025	0.031	0.05	0.01	0.025						TRC = 0.1	No
Materion Technical Materials, Inc.	#1	11	10/03/2016	No	C	44876			0.002	0.025	0.034	0.025	0.052	0.05	0.01	0.025						TRC = 0.1	No
Materion Technical Materials, Inc.	#1	11	09/01/2016	No	C	46856					0.025	0.025	0.04	0.057	0.01	0.025						TRC = 0.1	No
Materion Technical Materials, Inc.	#1	11	08/01/2016	No	C	41459					0.054	0.025	0.073	0.05	0.01	0.025						TRC = 0.1	No
Materion Technical Materials, Inc.	#1	11	07/01/2016	No	C	26249					0.044	0.025	0.025	0.083	0.03	0.025						TRC = 0.1	No
Materion Technical Materials, Inc.	#1	11	05/02/2016	No	C	41284					0.025	0.025	0.025	0.05	0.01	0.025						TRC = 0.1	No
Materion Technical Materials, Inc.	#1	11	04/04/2016	No	C	42078			0.002	0.025	0.025	0.025	0.025	0.05	0.01	0.025						TRC = 0.1	No
Materion Technical Materials, Inc.	#1	11	03/01/2016	No	C	41186					0.032	0.025	0.027	0.05	0.01	0.025						TRC = 0.1	No
Materion Technical Materials, Inc.	#1	11	02/02/2016	No	C	38066					0.027	0.025	0.025	0.05	0.01	0.025						TRC = 0.1	No
Materion Technical Materials, Inc.	#1	11	11/16/2016	Yes	C	46127			0.015	0.075	0.028	0.075	0.05	0.06	0.004	0.025						TKN = 70.69 Nitrate+Nitrite = 0.71 Ammonia = 0.612 Total Nitrogen = 80.4	No
Materion Technical Materials, Inc.	#1	11	04/19/2016	Yes	C	43193			0.015	0.075	0.02	0.075	0.069	0.06	0.005	0.025						Total Nitrogen = 20.08 TKN = 20.08 Nitrate+Nitrite = 20.5 Ammonia = 0.801	No
Microfibres, Inc.	#1	71	01/05/2016	No	C	96900				0.02	0.253		0.05	0.15			612	620		5		No	

Bucklin Point
Significant User
Compliance Monitoring Results - 2016

Company	Location	Category	Sample Date	NBC Sample	Type	Flow	Volume	CDF	Cd	Cr	Cu	Pb	Ni	Zn	Cn	Ag	BOD	TSS	TTO	Total O & G	Other Parameters	Violation	
Microfibres, Inc.	#1	71	01/28/2016	Yes	C	9800			0.015	0.075	0.023	0.075	0.05	0.06		0.025	985.71	506.67		4.6	As = 0.005 Ammonia = 160.6 Nitrate+Nitrite = 20.5 TKN = 104 Total Nitrogen = 104	No	
Murdock Webbing Co., Inc.	#1	23	04/06/2016	No	C	12637				0.28	0.06			0.11			360.7	248		36.4		No	
Murdock Webbing Co., Inc.	#1	23	10/05/2016	No	C	10210				0.93	0.07			0.06			407.3	322		95.9		No	
Murdock Webbing Co., Inc.	#1	23	02/02/2016	No	C					0.17	0.04			0.16			425.7	380		46.2		No	
Murdock Webbing Co., Inc.	#1	23	06/08/2016	No	C	10444											243.3	406		117		No	
Murdock Webbing Co., Inc.	#1	23	08/02/2016	No	C	11152				0.05	0.23			0.08			719	798		92.2		No	
Murdock Webbing Co., Inc.	#1	23	12/06/2016	No	C	11135											770.5	355		88.8		No	
Murdock Webbing Co., Inc.	#1	23	02/03/2016	Yes	C	5535			0.015	0.075	0.151	0.075	0.05	0.073		0.025	1428.3	83		80.25	Ammonia = 40.88 Nitrate+Nitrite = 20.5 TKN = 620.3 Total Nitrogen = 620.3	No	
Murdock Webbing Co., Inc.	#1	23	09/07/2016	Yes	C	7090			0.015	0.075	0.138	0.075	0.05	0.06		0.025	739.37	76		59.99	Total Nitrogen = 430.7 TKN = 430.7 Nitrate+Nitrite = 20.5 Ammonia = 80.53	No	
New England Linen Supply, Inc.	#1	25	01/05/2016	No	C	66056														100		No	
New England Linen Supply, Inc.	#1	25	02/09/2016	No	C	65338											468	230		128		Yes	
New England Linen Supply, Inc.	#1	25	03/21/2016	No	C	72421														28		No	
New England Linen Supply, Inc.	#1	25	03/22/2016	No	C	71404														74.25		No	
New England Linen Supply, Inc.	#1	25	12/05/2016	No	C	24363											375	44		29		No	
New England Linen Supply, Inc.	#1	25	04/18/2016	No	C	69310											47	112		18		No	
New England Linen Supply, Inc.	#1	25	06/27/2016	No	C	25133											136	25		38		No	
New England Linen Supply, Inc.	#1	25	08/22/2016	No	C	24721											323	111		61		No	
New England Linen Supply, Inc.	#1	25	10/24/2016	No	C												121	42		21		No	
New England Linen Supply, Inc.	#1	25	03/23/2016	No	C	71053														16.75		No	
New England Linen Supply, Inc.	#1	25	10/05/2016	Yes	C	13696											972.18	322		154.1	Nitrate+Nitrite = 20.5 Total Nitrogen = 90.49 TKN = 90.49 Ammonia = 10.25	Yes	
New England Linen Supply, Inc.	#1	25	02/25/2016	Yes	C	41679											891.46	306		206.3	Total Nitrogen = 100.7 TKN = 100.7 Nitrate+Nitrite = 20.5 Ammonia = 10.06	Yes	
Pawtucket Power Associates	#1	16	10/05/2016	No	C	344																No	
Pawtucket Power Associates	#1	16	11/23/2016	No	C	453			0.004	0.007	0.08	0.005	0.007	0.04						2		No	
Pawtucket Power Associates	#1	16	07/06/2016	No	C	480			0.004	0.005	0.02	0.005	0.005	0.03						3.75		No	
Pawtucket Power Associates	#1	16	02/25/2016	No	G	732			0.004	0.005	0.08	0.005	0.006	0.06						2		No	
Pawtucket Power Associates	#1	16	02/04/2016	No	C	350			0.004	0.009	0.16	0.009	0.005	0.12						3.67		No	
Pawtucket Power Associates	#1	16	05/16/2016	No	C	548			0.004	0.005	0.24	0.03	0.009	0.02						3.75		No	
Pawtucket Power Associates	#4	16	07/06/2016	No	C	24950			0.004	0.019	0.06	0.018	0.011	0.09								No	
Pawtucket Power Associates	#4	16	05/16/2016	No	C	13370			0.004	0.016	0.07	0.031	0.013	0.02								No	
Pawtucket Power Associates	#4	16	02/04/2016	No	C	9590			0.004	0.019	0.129	0.012	0.005	0.066								No	
Pawtucket Power Associates	#4	16	11/23/2016	No	C	800			0.004	0.02	0.06	0.005	0.008	0.07								No	
Pawtucket Power Associates	#5	16	03/24/2016	No	G				0.004	0.005	0.02	0.005	0.005	0.02						2		No	
Pawtucket Power Associates	#5	16	10/05/2016	No	G				0.004	0.005	0.1	0.005	0.005	0.03						2		No	
Pawtucket Power Associates	#1	16	05/16/2016	Yes	C	548										0.025						Ammonia = 30.04 Nitrate+Nitrite = 20.5 TKN = 50.31 Total Nitrogen = 50.31	No
Pawtucket Power Associates	#1	16	07/26/2016	Yes	G	21300			0.015	0.075	0.041	0.075	0.05	0.06		0.025				4	Nitrate+Nitrite = 20.5 Ammonia = 10.55 Total Nitrogen = 70.49 TKN = 70.49	No	
Pawtucket Power Associates	#5	16	10/05/2016	No	G	344			0.004	0.005	0.1	0.005	0.005	0.03								OIL & GREASE = 2	No

Bucklin Point
Significant User
Compliance Monitoring Results - 2016

Company	Location	Category	Sample Date	NBC Sample	Type	Flow	Volume	CDF	Cd	Cr	Cu	Pb	Ni	Zn	Cn	Ag	BOD	TSS	TTO	Total O & G	Other Parameters	Violation	
Tanury Industries	#2	11	11/22/2016	No	G	57928	200	Y			24.8		4.16	4.98									No
Tanury Industries	#2	11	10/27/2016	No	G	59888	300	Y			32.6		4.01	0.64									No
Tanury Industries	#2	11	08/31/2016	No	G	63604	300	Y			16.7		2.33	1.84									No
Tanury Industries	#2	11	04/27/2016	No	G	54852	250	Y			53.6		4.24	8.57									No
Tanury Industries	#2	11	03/31/2016	No	G	47286	250	Y			33.5		4.74	4.46									No
Tanury Industries	#2	11	02/29/2016	No	G	52694	200	Y			6.37		2.15	0.32									No
Tanury Industries	#2	11	01/28/2016	No	G	49463	250	Y			13.5		1.01	1.6									No
Tanury Industries	#2	11	09/29/2016	No	G	58376	250	Y			39.9		15.7	2.57									No
Tanury Industries	#2	11	07/29/2016	No	G	52023	300	Y			17.5		1.08	3.17									No
Tanury Industries	#2	11	06/30/2016	No	G	62263	300	Y			22.5		1.61	4.07									No
Tanury Industries	#3	11	03/31/2016	No	G	47286	50	Y			10		0.755	0.02									No
Tanury Industries	#3	11	06/30/2016	No	G	62263	50	Y			2.32		0.096	0.02									No
Tanury Industries	#3	11	12/22/2016	No	G	63782	50	Y			29.6		10.5	0.66									No
Tanury Industries	#3	11	10/27/2016	No	G	59888	50	Y			3.83		2.26	0.09									No
Tanury Industries	#3	11	02/29/2016	No	G	52694	75	Y			8.14		5.18	0.05									No
Tanury Industries	#3	11	01/28/2016	No	G	49463	50	Y			5.82		3.1	0.04									No
Tanury Industries	#3	11	11/22/2016	No	G	57928	50	Y			13		5.02	0.25									No
Tanury Industries	#3	11	09/29/2016	No	G	58376	50	Y			6.8		3.42	0.1									No
Tanury Industries	#3	11	08/31/2016	No	G	63604	50	Y			0.61		0.357	0.1									No
Tanury Industries	#3	11	04/27/2016	No	G	54852	50	Y			7.28		11.3	0.14									No
Tanury Industries	#3	11	07/29/2016	No	G	52023	50	Y			7.85		1.68	0.11									No
Tanury Industries	#3	11	05/25/2016	No	G	47843	50	Y			9.33		0.398	0.02									No
Tanury Industries	#4	11	03/31/2016	No	G	2180														0.002			No
Tanury Industries	#4	11	06/30/2016	No	G	350														0.01			No
Tanury Industries	#4	11	10/27/2016	No	G	3310														0.102			No
Tanury Industries	#4	11	02/29/2016	No	G	1030														0.039			No
Tanury Industries	#4	11	12/22/2016	No	G	6650														0.122			No
Tanury Industries	#4	11	08/31/2016	No	G	3400														0.01			No
Tanury Industries	#4	11	11/22/2016	No	G	3090														0.02			No
Tanury Industries	#4	11	09/29/2016	No	G	2850														0.003			No
Tanury Industries	#4	11	01/28/2016	No	G	1390														0.018			No
Tanury Industries	#4	11	04/27/2016	No	G	880														0.002			No
Tanury Industries	#4	11	05/25/2016	No	G	780														0.01			No
Tanury Industries	#5	11	05/25/2016	No	G	47843																CN-EPA = 0.01	No
Tanury Industries	#5	11	09/29/2016	No	G	58376																CN-EPA = 0.01	No
Tanury Industries	#5	11	04/27/2016	No	G	54852																CN-EPA = 0.01	No
Tanury Industries	#5	11	10/27/2016	No	G	59888																CN-EPA = 0.01	No
Tanury Industries	#5	11	01/28/2016	No	G	49463																CN-EPA = 0.01	No
Tanury Industries	#5	11	11/22/2016	No	G	57928																CN-EPA = 0.01	No
Tanury Industries	#5	11	02/29/2016	No	G	52694																CN-EPA = 0.02	No
Tanury Industries	#5	11	12/22/2016	No	G	63782																CN-EPA = 0.02	No
Tanury Industries	#5	11	03/31/2016	No	G	47286																CN-EPA = 0.02	No
Tanury Industries	#5	11	07/29/2016	No	G	52023																CN-EPA = 0.03	No
Tanury Industries	#5	11	08/31/2016	No	G	63604																CN-EPA = 0.06	No
Tanury Industries	#5	11	06/30/2016	No	G	62263																CN-EPA = 0.07	No
Tanury Industries	#1	11	06/30/2016	No	C	62263			0.232	0.9	0.129	0.06	0.11	0.037								TRC = 0.71	No
Tanury Industries	#1	11	08/31/2016	No	C	63604			0.251	0.46	0.349	0.03	0.06	0.177								TRC = 0.92	No
Tanury Industries	#1	11	09/29/2016	No	C	58376			0.051	0.39	0.388	0.04	0.12	0.024								TRC = 0.94	No
Tanury Industries	#1	11	11/22/2016	No	C	57928			0.144	0.35	0.169	0.02	0.17	0.264								TRC = 1	No
Tanury Industries	#1	11	01/28/2016	No	C	49463		0.004	0.111	0.11	0.005	0.187	0.02	0.01	0.037							TRC = 10.08	No
Tanury Industries	#1	11	03/31/2016	No	C	47286			0.872	0.33	0.271	0.02	0.03	0.005								TRC = 10.81	No
Tanury Industries	#1	11	07/29/2016	No	C	52023		0.005	0.345	0.27	0.005	0.213	0.06	0.13	0.005							TRC = 10.94	No
Tanury Industries	#1	11	10/27/2016	No	C	59888			0.058	0.24	0.162	0.02	0.01	0.228								TRC = 20.09	No
Tanury Industries	#1	11	04/27/2016	No	C	54852			0.585	0.14	0.203	0.02	0.01	0.029								TRC = 20.29	No
Tanury Industries	#1	11	12/22/2016	No	C	63782			0.018	0.39	0.411	0.02	0.24	0.452								TRC = 20.62	Yes
Tanury Industries	#1	11	05/25/2016	No	C	47843			0.42	0.27	0.111	0.02	0.04	0.057								TRC = 30.01	No

Bucklin Point
Significant User
Compliance Monitoring Results - 2016

Company	Location	Category	Sample Date	NBC Sample	Type	Flow	Volume	CDF	Cd	Cr	Cu	Pb	Ni	Zn	Cn	Ag	BOD	TSS	TTO	Total O & G	Other Parameters	Violation			
Teknicote, Inc.	#1	11	07/27/2016	No	C	1700			0.03	0.05	0.06	0.33	0.15	0.22	0.01	0.05							No		
Teknicote, Inc.	#1	11	07/26/2016	No	C	1700			0.02	0.08	0.05	0.33	0.17	0.14	0.01	0.03								No	
Teknicote, Inc.	#1	11	07/25/2016	No	C	1700			0.05	0.08	0.04	0.32	0.15	0.18	0.01	0.03								No	
Teknicote, Inc.	#1	11	07/06/2016	No	G		200		0.02	0.05	0.04	0.23	0.12	0.06	0.01	0.02								No	
Teknicote, Inc.	#1	11	12/20/2016	No	C	2842						0.07		0.08										No	
Teknicote, Inc.	#1	11	11/15/2016	No	C	2454			0.02	0.05	0.03	0.05	0.12	0.09	0.02	0.03								No	
Teknicote, Inc.	#1	11	09/09/2016	No	C	7400				0.05	0.06		0.15	0.94										No	
Teknicote, Inc.	#1	11	05/10/2016	No	G		200			0.05	0.04		0.06	0.07										No	
Teknicote, Inc.	#1	11	04/26/2016	No	G		200							0.03										No	
Teknicote, Inc.	#1	11	04/04/2016	No	G		200							0.12										No	
Teknicote, Inc.	#1	11	03/15/2016	No	G		200							0.12										No	
Teknicote, Inc.	#1	11	03/08/2016	No	G		200							0.11										No	
Teknicote, Inc.	#1	11	02/23/2016	No	G		200							0.3										No	
Teknicote, Inc.	#1	11	03/01/2016	No	G		200			0.05	0.05		0.05	0.09										No	
Teknicote, Inc.	#1	11	02/23/2016	No	G		200							0.3										No	
Teknicote, Inc.	#1	11	02/02/2016	No	G		200							0.07										No	
Teknicote, Inc.	#1	11	01/19/2016	No	G		200		0.02	0.05	0.02	0.15	0.1	0.1		0.02								No	
Teknicote, Inc.	#1	11	01/18/2016	No	G		200							0.16										No	
Teknicote, Inc.	#1	11	01/05/2016	No	G		200		0.02	0.15	0.11	0.09	0.07	0.26	0.22	0.02								No	
Teknicote, Inc.	#1	11	10/11/2016	No	C	4000				0.17	0.07		0.17	0.43										No	
Teknicote, Inc.	#1	11	01/20/2016	Yes	G		200		0.015	0.075	0.02	0.075	0.05	0.088	0.009	0.025							Total Nitrogen = 240.5 TKN = 240.5 Nitrate+Nitrite = 20.5 Ammonia = 0.368	No	
Teknicote, Inc.	#1	11	11/15/2016	Yes	C	1496						0.063	0.085	0.082		0.028							Total Nitrogen = 260.5 Ammonia = 70.83 Nitrate+Nitrite = 20.5 TKN = 260.5	No	
Teknor Apex Co.	#1	27	08/10/2016	No	C	15500			0.002	0.025	0.034	0.025		0.289							2.6			No	
Teknor Apex Co.	#1	27	04/05/2016	No	C	2300			0.002	0.025	0.025	0.025		0.493							2.1			No	
Teknor Apex Co.	#1	27	02/03/2016	No	C	1200			0.002	0.025	0.025	0.025		0.666							1.4			No	
Teknor Apex Co.	#1	27	06/06/2016	No	C	1200			0.002	0.025	0.025	0.025		0.367							1.2			No	
Teknor Apex Co.	#1	27	12/14/2016	No	C	111100			0.002	0.025	0.026	0.025		0.589							12			No	
Teknor Apex Co.	#1	27	10/06/2016	No	C	166200			0.002	0.025	0.032	0.025		0.52							8.8			No	
Teknor Apex Co.	#1	27	10/06/2016	No	C	166200			0.002															No	
Teknor Apex Co.	#2	27	11/16/2016	No	G		760												0.026		3			No	
Teknor Apex Co.	#2	27	09/07/2016	No	G		760												0.03		5.4			No	
Teknor Apex Co.	#2	27	07/05/2016	No	G	760													0.036		7.4			No	
Teknor Apex Co.	#2	27	03/02/2016	No	G		320												0.006		0.6			No	
Teknor Apex Co.	#2	27	01/11/2016	No	G		1780												0.099		4			No	
Teknor Apex Co.	#2	27	05/03/2016	No	G		540												0.11		7			No	
Teknor Apex Co.	#3	27	04/04/2016	No	G		200												0.002					No	
Teknor Apex Co.	#3	27	10/06/2016	No	G		150												0.025					No	
Teknor Apex Co.	#1	27	10/31/2016	Yes	C	25200			0.015	0.075	0.02	0.075	0.05	0.264		0.025							Ammonia = 0.1 Nitrate+Nitrite = 20.5 TKN = 0.5 Seasonal Total Nitrogen = 0	No	
Teknor Apex Co.	#1	27	10/31/2016	Yes	C		1																	No	
Teknor Apex Co.	#1	27	11/21/2016	Yes	C	36000			0.015	0.075	0.02	0.075	0.052	0.306		0.025					4		Total Nitrogen = 0.5 Ammonia = 0.1 Nitrate+Nitrite = 0.28 TKN = 0.5	No	
Teknor Apex Co.	#1	27	10/31/2016	Yes	C	25200	1																	Total Nitrogen = 0	No
The Okonite Company	#1	27	10/27/2016	No	C	1105		N						0.175										No	
The Okonite Company	#1	27	11/04/2016	No	C	2148		N			0.188	0.02	0.05	0.196			663				5			No	
The Okonite Company	#1	27	05/26/2016	No	C	14385		N						0.096										No	
The Okonite Company	#1	27	06/02/2016	No	C	20648		N						5.53										Yes	
The Okonite Company	#1	27	06/16/2016	No	C	16215		N						0.182			1360							No	
The Okonite Company	#1	27	06/23/2016	No	C	16582		N						0.304			1120							No	

Bucklin Point
Significant User
Compliance Monitoring Results - 2016

Company	Location	Category	Sample Date	NBC Sample	Type	Flow	Volume	CDF	Cd	Cr	Cu	Pb	Ni	Zn	Cn	Ag	BOD	TSS	TTO	Total O & G	Other Parameters	Violation
The Okonite Company	#1	27	06/28/2016	No	C	7541		N						0.376			255					No
The Okonite Company	#1	27	06/29/2016	No	C	7136		N						0.18			2550					No
The Okonite Company	#1	27	07/26/2016	No	C	11101		N			0.337	0.02	0.05	0.343			67			5		No
The Okonite Company	#1	27	09/27/2016	No	C	11197		N			0.312	0.02	0.05	1.65			98			16		No
The Okonite Company	#1	27	10/07/2016	No	C	4208		N						0.389								No
The Okonite Company	#1	27	10/14/2016	No	C	4177		N						0.46								No
The Okonite Company	#1	27	10/21/2016	No	C	1734		N						0.217								No
The Okonite Company	#1	27	01/08/2016	No	C	5138		N						0.063								No
The Okonite Company	#1	27	01/12/2016	No	C	9332		N			0.131	0.02	0.05	3.19			3			5		Yes
The Okonite Company	#1	27	01/29/2016	No	C	1595		N						0.247								No
The Okonite Company	#1	27	02/06/2016	No	C	5368		N						0.248								No
The Okonite Company	#1	27	02/11/2016	No	C	4654		N						0.393								No
The Okonite Company	#1	27	01/22/2016	No	C	5000		N						0.441								No
The Okonite Company	#1	27	03/18/2016	No	C	1982		N			0.146	0.02	0.05	0.176			1080			5		No
The Okonite Company	#1	27	05/12/2016	No	C	6391		N			0.599	0.022	0.05	0.601			1100			6		No
The Okonite Company	#1	27	05/19/2016	No	C	6619		N						0.236								No
The Okonite Company	#1	27	05/23/2016	Yes	C	73594		N	0.015	0.075	0.137	0.075	0.05	0.06		0.025				4	TKN = 60.29 Nitrate+Nitrite = 20.5 Ammonia = 0.5 Total Nitrogen = 60.29	No
The Okonite Company	#1	27	04/13/2016	Yes	C	27952		N	0.015	0.075	0.36	0.075	0.05	2.41		0.025				4.602	Total Nitrogen = 160.13 TKN = 70.23 Nitrate+Nitrite = 80.9 Ammonia = 0.1	Yes
The Okonite Company	#1	27	11/02/2016	Yes	C	19977		N	0.015	0.075	0.103	0.075	0.05	0.212		0.025				4	Total Nitrogen = 30.07 Ammonia = 0.1 Nitrate+Nitrite = 20.5 TKN = 30.07	No
Tiffany and Company	#1	15	02/15/2016	No	C	2808					0.04					0.08						No
Tiffany and Company	#1	15	04/11/2016	No	C	657			0.02	0.12	0.02	0.05	0.04	0.01	0.01	0.02						No
Tiffany and Company	#1	15	08/03/2016	No	C						0.04					0.04						No
Tiffany and Company	#1	15	12/09/2016	No	C						0.23					0.38						No
Tiffany and Company	#1	15	06/13/2016	No	C	284					0.11					0.15						No
Tiffany and Company	#1	15	10/19/2016	No	C				0.02	0.05	0.04	0.05	0.04	0.02	0.01	0.13						No
Tiffany and Company	#2	15	10/19/2016	No	G															112.5		No
Tiffany and Company	#1	15	04/11/2016	Yes	C				0.015	0.075	0.039	0.075	0.05	0.06	0.004	0.088					Nitrate+Nitrite = 20.5 Ammonia = 10.27 Total Nitrogen = 30.55 TKN = 30.55	No
Tiffany and Company	#1	15	10/25/2016	Yes	C	387	1		0.015	0.075	0.02	0.075	0.05	0.06	0.004	0.025					Total Nitrogen = 10.44 Ammonia = 0.446 Nitrate+Nitrite = 20.5 TKN = 10.44	No
Truex, Inc.	#1	11	02/09/2016	No	C	2693					0.11		0.07	0.12						3.4		No
Truex, Inc.	#1	11	10/07/2016	No	C	2319			0.02	0.05	0.26	0.05	0.04	0.17	0.01	0.01				5.8		No
Truex, Inc.	#1	11	08/02/2016	No	C	2020					0.12		0.04	0.07						3.3		No
Truex, Inc.	#1	11	12/06/2016	No	C	2244					0.16		0.08	0.14						9.1		No
Truex, Inc.	#1	11	06/07/2016	No	C	2020					0.28		0.05	0.14						3.5		No
Truex, Inc.	#1	11	04/06/2016	No	C	1720			0.02	0.16	0.19	0.18	0.19	0.11	0.01	0.05				3.1		No
Truex, Inc.	#2	11	12/06/2016	No	G	50														1.4		No
Truex, Inc.	#2	11	06/07/2016	No	G		50													1		No
Truex, Inc.	#1	11	01/27/2016	Yes	C	2543			0.015	0.075	0.069	0.075	0.05	0.06	0.004	0.025				4	Nitrate+Nitrite = 20.5 TKN = 20.39 Total Nitrogen = 20.39 Ammonia = 0.563	No
Truex, Inc.	#1	11	09/27/2016	Yes	C	2169			0.015	0.075	0.153	0.075	0.05	0.16	0.006	0.025				4	Total Nitrogen = 20.03 TKN = 20.03 Nitrate+Nitrite = 20.5 Ammonia = 0.1	No

ATTACHMENT VOLUME II

SECTION 6

***COMPLIANCE MONITORING
RESULTS FOR NON-SIGNIFICANT
USERS***

COMPLIANCE MONITORING LEGEND

Parameter Legend

Cd = Cadmium

Cr = Chromium

Cu = Copper

Pb = Lead

Ni = Nickel

Ag = Silver

Zn = Zinc

CN = Cyanide

Hg = Mercury

Mo = Molybdenum

As = Arsenic

Sn = Tin

VOC = Volatile Organic Compounds

Se = Selenium

O & G = Oil and Grease

BOD = Biochemical Oxygen Demand

TSS = Total Suspended Solids

TTO = Total Toxic Organics

TRC = Total Residual Chlorine

TKN = Total Kjeldahl Nitrogen

Sample Legend

C = Composite Sample

G = Grab Sample

CDF = Concentrated Discharge Formula

Category # Refers to Users Category Number Specified in Chapter III

***COMPLIANCE MONITORING
RESULTS FOR NON-SIGNIFICANT
USERS***

FIELD'S POINT

Field's Point
Non-Significant User
Compliance Monitoring Results - 2016

Company	Sample Location	Category	Sample Date	NBC Sample	Type	Flow	Volume	CDF	Cd	Cr	Cu	Pb	Ni	Zn	Cn	Ag	BOD	TSS	TTO	Total O & G	Other Parameters	Violation			
1302 Marketplace	#1	82	09/19/2016	No	G																17		No		
1302 Marketplace	#1	82	03/13/2016	No	G																	6		No	
221 Academy Ave. Meat, Inc.	#1	81	07/06/2016	No	G																	1		No	
221 Academy Ave. Meat, Inc.	#1	81	01/13/2016	No	G																	1		No	
A Duie Pyle, Inc.	#1	37	10/11/2016	No	C		250															8		No	
A Duie Pyle, Inc.	#1	37	04/04/2016	No	G		25															610		Yes	
A Duie Pyle, Inc.	#1	37	04/21/2016	No	G		25															23		No	
A Duie Pyle, Inc.	#1	37	04/29/2016	No	G		500															8.4		No	
A Duie Pyle, Inc.	#1	37	05/06/2016	No	G		500															88		No	
A Duie Pyle, Inc.	#1	37	05/13/2016	No	G		25															14		No	
AAA Northeast Warehouse/Fleet Operations	#1	37	04/06/2016	No	G		200															6		No	
AAA Northeast Warehouse/Fleet Operations	#1	37	10/11/2016	No	G		500															5		No	
Al-Jac Produce	#1	81	01/29/2016	No	G												615	1180						No	
Al-Jac Produce	#1	81	06/22/2016	No	G												234	7440						No	
Al-Jac Produce	#1	81	09/21/2016	No	G												382	458						No	
Al-Jac Produce	#1	81	09/21/2016	No	G												466	594						No	
Al-Jac Produce	#1	81	01/29/2016	No	G												539	1850						No	
Al-Jac Produce	#1	81	12/29/2016	No	G												1040	1550						No	
Al-Jac Produce	#1	81	12/06/2016	Yes	C		1										6452.43	15140						TKN = 396 Nitrate+Nitrite = 20.9 Total Nitrogen = 3980.9 Ammonia = 430.7	No
Al-Jac Produce	#1	81	04/26/2016	Yes	C	314											5983	26980						Total Nitrogen = 602 TKN = 602 Nitrate+Nitrite = 20.5 Ammonia = 290.8	No
Alpine Auto Body, Inc.	#1	97	08/03/2016	No	G						0.02	0.05	0.05	0.59								4.7		No	
Alpine Auto Body, Inc.	#1	97	02/19/2016	No	G						0.04	0.05	0.04	0.38								2.4		No	
Angell Street Dental Associate	#1	94	10/24/2016	No	G																			pH = 0	No
Angelo Inc.	#1	81	06/07/2016	No	G																	34.4		No	
Angelo Inc.	#1	81	05/23/2016	No	G																	1058.8		Yes	
Antonelli Poultry	#1	81	07/27/2016	No	G																	0.5		No	
Antonelli Poultry	#1	81	01/26/2016	No	G																	0.8		No	
Armando and Sons # 2 Inc.	#1	82	07/18/2016	No	G																	7		No	
AS220	#1	99	05/06/2016	No	G												0.01							No	
AS220	#1	99	10/16/2016	No	G	10											0.03							No	
AS220 - Print Shop	#1	24	05/01/2016	No	G					0.05	0.02			0.01										No	
AS220 - Print Shop	#1	24	10/19/2016	No	G	10				0.05	0.37			0.03										No	
AS220 - Print Shop	#2	24	05/01/2016	No	G					0.05	0.08			0.03										No	
AS220 - Print Shop	#2	24	10/19/2016	No	G	10				0.05	0.04			0.16										No	
AS220 - Print Shop	#3	24	10/13/2016	No	G	10			0.02	0.05	0.38	0.05	0.04	1.43		0.01								No	
Asian Star Market, Inc.	#1	81	07/13/2016	No	G																	4		No	
Asian Star Market, Inc.	#1	81	01/06/2016	No	G																	2.3		No	
Atamian Manufacturing Corp.	#1	21	01/18/2016	No	G				0.004	0.264	0.09	0.005	0.13	0.11	0.02	0.018								No	
Atamian Manufacturing Corp.	#1	21	07/26/2016	No	G				0.004	0.172	0.25	0.006	0.085	0.05	0.01	0.062								No	
Atwood Car Wash	#1	97	04/11/2016	No	G																	8.8		No	
Atwood Car Wash	#1	97	11/21/2016	No	G																	80.8		No	
Avalon Bay - Center Place	#1	89	04/25/2016	No	G																	5		No	
Avalon Bay - Center Place	#1	89	10/31/2016	No	G																	5		No	
Avalon Bay - Center Place	#2	89	10/31/2016	No	G				0.01	0.02	0.02	0.02	0.05	0.169		0.01								pH = 80.8	No
B. Deltoro & Sons, Inc.	#1	81	01/14/2016	No	G												1860	6030						No	
B. Deltoro & Sons, Inc.	#1	81	10/20/2016	No	C	14586											1800	2760						No	
B. Deltoro & Sons, Inc.	#1	81	07/29/2016	No	C	14735											1280	6760						No	
B. Deltoro & Sons, Inc.	#1	81	04/15/2016	No	G												2200	1350						No	

Field's Point
Non-Significant User
Compliance Monitoring Results - 2016

Company	Sample Location	Category	Sample Date	NBC Sample	Type	Flow	Volume	CDF	Cd	Cr	Cu	Pb	Ni	Zn	Cn	Ag	BOD	TSS	TTO	Total O & G	Other Parameters	Violation
B. Deltoro & Sons, Inc.	#1	81	12/06/2016	Yes	C	398											3941.07	6896			Ammonia = 270.3 Nitrate+Nitrite = 20.55 TKN = 188 Total Nitrogen = 1900.55	No
B. Deltoro & Sons, Inc.	#1	81	04/14/2016	Yes	C	5460											4314	5608			Nitrate+Nitrite = 20.5 Ammonia = 150.6 TKN = 351 Total Nitrogen = 351	No
B. R. Kingston LLC	#1	97	11/22/2016	No	G															93.4		No
B. R. Kingston LLC	#1	97	05/17/2016	No	G															32.4		No
Baffoni's Poultry Farm	#1	81	02/16/2016	No	G															12		No
Baffoni's Poultry Farm	#1	81	08/30/2016	No	G															97		No
Bagel Express	#1	81	09/15/2016	No	G															1		No
Bagel Express	#1	81	04/24/2016	No	G															1		No
Baker Street Cafe LLC	#1	85	05/16/2016	No	G															5.1		No
Baker Street Cafe LLC	#1	85	05/04/2016	No	G															11.3		No
Baker Street Cafe LLC	#1	85	05/17/2016	No	G															6.5		No
Baker Street Cafe LLC	#1	85	10/06/2016	No	G															19.3		No
Baker Street Cafe LLC	#1	85	05/18/2016	No	G															5		No
Baker Street Cafe LLC	#1	85	05/20/2016	No	G															6.9		No
Baker Street Cafe LLC	#1	85	05/19/2016	No	G															2.6		No
Ballard Mack Sales and Service of RI	#1	37	03/08/2016	No	G															51.3		No
Ballard Mack Sales and Service of RI	#1	37	09/26/2016	No	G															8.4		No
Bj's Wholesale Club	#1	82	03/08/2016	No	G															93.2		No
Bj's Wholesale Club	#1	82	09/23/2016	No	G															120.5		No
Bj's Wholesale Club	#2	82	03/08/2016	No	G															86.5		No
Bj's Wholesale Club	#2	82	09/26/2016	No	G															82.2		No
Bonanza Acquisition, LLC	#1	37	01/27/2016	No	G															24		No
Bonanza Acquisition, LLC	#1	37	07/26/2016	No	G		86													24		No
Bonanza Acquisition, LLC	#1	37	10/25/2016	No	G															29.5		No
Bonanza Acquisition, LLC	#1	37	04/14/2016	No	G															23		No
Bonollo Provisions Co., Inc.	#1	81	01/13/2016	No	G															42		No
Bonollo Provisions Co., Inc.	#1	81	07/07/2016	No	G															6		No
Borrelli's Bakery	#1	81	08/26/2016	No	G															11		No
Bread Unlimited, LLC	#1	81	05/26/2016	No	G															1		No
Bread Unlimited, LLC	#1	81	01/08/2016	No	G															12.6		No
Brittany Motors	#1	97	02/16/2016	No	G															5		No
Brittany Motors	#1	97	10/11/2016	No	G	10														14		No
Brittany Motors	#1	97	10/11/2016	No	G															14		No
Broad, Inc.	#1	81	12/15/2016	No	G															1		No
Broad, Inc.	#1	81	04/29/2016	No	G															1		No
Brown University - Central Heat Plant	#1	52	05/18/2016	No	G					0.05	0.02		0.26	0.01		0.01						No
Brown University - Central Heat Plant	#2	52	04/08/2016	No	G					0.025	0.05		0.025	4.44		0.025				0.73		Yes
Brown University - Central Heat Plant	#2	52	05/04/2016	No	G																0.35	No
Brown University - Central Heat Plant	#2	52	05/11/2016	No	G																0.41	No
Brown University - Central Heat Plant	#2	52	05/18/2016	No	G																0.39	No
Brown University - Central Heat Plant	#2	52	05/26/2016	No	G																0.38	No
Brown University - Central Heat Plant	#2	52	10/14/2016	No	G					0.025	0.11		0.025	0.88		0.025				2		No
Brown University - Central Heat Plant	#3	52	10/14/2016	No	G					0.025	0.13		0.025	0.31		0.025						No
Brown University - Central Heat Plant	#3	52	04/08/2016	No	G					0.025	0.063		0.025	0.189		0.025						No
Brown University - Facilities Management	#1	97	10/07/2016	No	G																9.1	No
Brown University - Facilities Management	#1	97	04/08/2016	No	G																5.7	No
Brown University - Geochem	#1	95	04/08/2016	No	G																1	No
Brown University - Geochem	#1	95	10/07/2016	No	G																2.4	No
Brown University - List Art	#1	93	10/06/2016	No	G											0.01						No

Field's Point
Non-Significant User
Compliance Monitoring Results - 2016

Company	Sample Location	Category	Sample Date	NBC Sample	Type	Flow	Volume	CDF	Cd	Cr	Cu	Pb	Ni	Zn	Cn	Ag	BOD	TSS	TTO	Total O & G	Other Parameters	Violation	
Brown University - List Art	#1	93	04/08/2016	No	G											0.01						No	
Brown University - Sharpe Refectory	#8	85	05/31/2016	No	G				0.01	0.02	0.372	0.02	0.164	0.05		0.01						pH = 90.9	No
Brown University - Sidney Frank Hall	#1	95	04/08/2016	No	G				0.02	0.05	0.17	0.05	0.04	0.16		0.01							No
Brown University - Sidney Frank Hall	#1	95	10/06/2016	No	G				0.02	0.05	0.22	0.05	0.04	0.2		0.01							No
Brown University-Medical Education Bldg.	#1	95	10/06/2016	No	G				0.02	0.05	0.08	0.05	0.04	0.11		0.01							No
Brown University-Medical Education Bldg.	#1	95	04/08/2016	No	G				0.02	0.05	0.21	0.05	0.06	0.42		0.01							No
Brown University-Remediation Project	#1	40	08/24/2016	No	C	1000				0.005	0.02		0.035										No
Brown University-Remediation Project	#1	40	06/22/2016	No	C	44				0.014	0.02		0.029										No
Brown University-Remediation Project	#1	40	12/22/2016	No	C	3696				0.005	0.02		0.067										No
Brown University-Remediation Project	#1	40	10/27/2016	No	C	3388				0.008	0.04		0.076										No
Butler Hospital	#1	90	11/29/2016	No	G		50	N	0.002	0.025	0.32	0.025	0.025	2.49		0.025							No
Butler Hospital	#1	90	11/03/2016	No	G		50	N	0.002	0.025	0.38	0.025	0.025	2.96		0.025							Yes
Butler Hospital	#2	90	10/03/2016	No	G		50	N	0.002	0.025	0.22	0.037	0.025	0.117		0.025							No
Butler Hospital	#2	90	04/27/2016	No	G		25	N	0.002	0.025	0.106	0.025	0.058	0.05		0.025							No
Cal's Corner Restaurant	#1	85	05/18/2016	No	G																1		No
Cal's Corner Restaurant	#1	85	12/03/2016	No	G																10.5		No
Cathedral Art Metal Co., Inc.	#1	24	04/21/2016	No	G				0.008		0.41												No
Cathedral Art Metal Co., Inc.	#1	24	10/20/2016	No	G		10				0.98												No
Chalkstone Auto Body, Inc.	#1	97	01/14/2016	No	G							0.13	0.04	1.71							10		No
Chalkstone Auto Body, Inc.	#1	97	07/20/2016	No	G							0.05	0.04	2.01							5.1		No
Chalkstone Supermarket	#1	82	11/21/2016	No	G																3.2		No
Chalkstone Supermarket	#1	82	01/19/2016	No	G																23		No
Christiansen Dairy Co. Inc.	#1	84	10/14/2016	No	G																15.6		No
Christiansen Dairy Co. Inc.	#1	84	04/22/2016	No	G																5.4		No
Christina D. Dicomes DMD	#1	94	12/05/2016	No	G																	pH = 0	No
Ciao Italia Bakery, Inc.	#1	71	02/26/2016	No	G																1.4		No
Cibao Supermarket	#1	82	04/23/2016	No	G																96.8		No
Cibao Supermarket	#1	82	11/17/2016	No	G																250.4		No
Coca-Cola	#1	37	01/20/2016	No	G																43		No
Coca-Cola	#1	37	07/22/2016	No	G																38		No
Colbea LLC (North Main)	#1	97	01/29/2016	No	G																112		No
Colbea LLC (North Main)	#1	97	07/25/2016	No	G																71		No
Coletta's Collision Center	#1	97	04/26/2016	No	G							0.05		0.26							48.6		No
Coletta's Collision Center	#1	97	10/13/2016	No	G							0.11		1.02							54.6		No
Community College of RI	#2	86	04/11/2016	No	G											0.002							No
Community College of RI	#2	86	10/10/2016	No	G											0.002							No
Contech Medical, Inc.	#1	43	07/06/2016	No	G		25														10		No
Contech Medical, Inc.	#1	43	01/12/2016	No	G		25														2		No
Cookie Lady & Co.	#1	71	04/28/2016	No	G																6.2		No
Crisloid, LLC	#1	21	04/27/2016	No	G					0.05	0.02			0.02		0.01	2	94					No
Crisloid, LLC	#1	21	01/25/2016	No	G												2	189					No
Crisloid, LLC	#1	21	10/26/2016	No	G					0.05	0.02			0.03		0.01	2.4	221					No
Crisloid, LLC	#1	21	07/29/2016	No	G												2.3	7					No
Dama Jewelry Technologies	#1	26	04/11/2016	No	C	337					0.07		0.04	0.005		0.01					29		No
Dama Jewelry Technologies	#1	26	10/03/2016	No	C	303					0.03		0.04	0.01		0.01					11.9		No
Dama Jewelry Technologies	#1	26	01/14/2016	No	C	320					0.07		0.04	0.03		0.01					98		No
Dama Jewelry Technologies	#1	26	07/29/2016	No	C	401					0.05		0.04	0.02		0.01					9.9		No
D'Ambr Auto Sales	#1	97	07/20/2016	No	G																1		No
D'Ambr Auto Sales	#1	97	01/26/2016	No	G																1		No
DAPP Enterprises LLC	#1	85	03/20/2016	No	G																2		No
DAPP Enterprises LLC	#1	85	11/02/2016	No	G																56		No
Davies Technical School	#1	86	12/19/2016	No	G																4		No
Davies Technical School	#1	86	05/05/2016	No	G																2.7		No
Dean Auto Collision Center	#1	97	10/31/2016	No	G							0.12		0.98							5.2		No

Field's Point
Non-Significant User
Compliance Monitoring Results - 2016

Company	Sample Location	Category	Sample Date	NBC Sample	Type	Flow	Volume	CDF	Cd	Cr	Cu	Pb	Ni	Zn	Cn	Ag	BOD	TSS	TTO	Total O & G	Other Parameters	Violation	
Dean Auto Collision Center	#1	97	04/28/2016	No	G							0.05		1.55						16		No	
Delcupolo, Abramowitz & Associates	#1	94	04/06/2016	No	G											0.025						No	
Delcupolo, Abramowitz & Associates	#1	94	11/07/2016	No	G											0.025						pH = 90.5	
DelGreco Family LLC	#1	97	09/29/2016	No	G																61	No	
DelGreco Family LLC	#1	97	03/25/2016	No	G																54	No	
Department of Administration	#1	52	09/29/2016	No	G		2000		0.001	0.001	0.059	0.002	0.005	0.21								As = 0.001 Se = 0.001	No
Department of Administration	#1	83	01/27/2016	No	G																1.8		No
Department of Administration	#1	83	07/08/2016	No	G																3.5		No
Detroit Collision Center	#1	97	06/22/2016	No	G																13		No
Detroit Collision Center	#1	97	01/20/2016	No	G																9		No
DiCecco Inc.	#1	85	04/24/2016	No	G																88.8		No
Dunkin Donuts Center	#3	86	09/14/2016	No	G				0.02	0.05	0.13	0.08	0.04	0.19		0.01							No
East Coast Screen Printing	#1	99	11/21/2016	No	C						0.01			0.045							27.25	VOC = 0.022	No
East Coast Screen Printing	#1	99	06/07/2016	No	C						0.02			0.095							44.75	VOC = 0.034	No
East Side Endodontics	#1	94	02/04/2016	No	G																	pH = 0	No
Eastern Screw Company	#1	26	03/15/2016	No	G		180		0.004	0.097	0.04		0.982	2.95							18		Yes
Eastern Screw Company	#1	26	03/18/2016	No	G	190			0.004	0.086	0.05		0.776	1.16							24		No
Eastern Screw Company	#1	26	04/28/2016	No	G		250		0.004	0.005	0.02		0.052	0.05							11		No
Eastern Screw Company	#1	26	03/24/2016	No	G		250		0.004	0.083	0.05		0.669	0.19							5		No
Eastern Screw Company	#1	26	03/30/2016	No	G		250		0.004	0.055	0.02		0.444	0.03							4		No
Eastern Screw Company	#1	26	07/27/2016	No	G		350		0.004	0.005	0.02		0.059	0.04							10		No
Eastern Screw Company	#1	26	04/29/2016	No	G		300														8.5		No
Eastern Screw Company	#1	26	04/26/2016	No	G		200														2		No
Eastern Screw Company	#1	26	02/09/2016	No	G		100		0.004	0.005	0.03		0.012	0.12							301		Yes
Eastern Screw Company	#1	26	02/04/2016	No	G		400		0.004	0.005	0.02		0.011	0.06							814		Yes
Eastern Screw Company	#1	26	10/31/2016	No	G		100		0.004	0.005	0.02		0.01	0.08							7		No
Eastern Screw Company	#1	26	01/28/2016	No	G		375		0.004	0.005	0.02		0.059	0.18							205		Yes
Eastside Providence, LLC	#1	82	09/16/2016	No	G																1.7		No
Eastside Providence, LLC	#1	82	05/09/2016	No	G																110		No
Eastside Providence, LLC	#2	82	05/09/2016	No	G																93		No
Eastside Providence, LLC	#2	82	09/16/2016	No	G																1.3		No
Eastside Providence, LLC	#3	82	05/09/2016	No	G																540		Yes
Eastside Providence, LLC	#3	82	09/16/2016	No	G																1.8		No
Eastside Providence, LLC	#3	82	06/29/2016	No	G																22		No
Eastside Providence, LLC	#3	82	06/15/2016	No	G																14		No
Eastside Providence, LLC	#3	82	06/22/2016	No	G																31		No
Eastside Providence, LLC	#3	82	06/07/2016	No	G																3.9		No
Eastside Providence, LLC	#4	82	05/09/2016	No	G																610		Yes
Eastside Providence, LLC	#4	82	06/29/2016	No	G																11		No
Eastside Providence, LLC	#4	82	06/07/2016	No	G																5.8		No
Eastside Providence, LLC	#4	82	06/22/2016	No	G																30		No
Eastside Providence, LLC	#4	82	06/15/2016	No	G																6.1		No
Eastside Providence, LLC	#4	82	09/16/2016	No	G																1.1		No
Edesia Global Nutrition Solutions	#1	71	02/03/2016	No	G		20														28		No
El Fogonazo Meat Market	#1	81	04/14/2016	No	G																38.5		No
El Fogonazo Meat Market	#1	81	07/20/2016	No	G																33.8		No
El Quiche Bakery Store, Inc.	#1	81	10/20/2016	No	G																1		No
El Quiche Bakery Store, Inc.	#1	81	04/21/2016	No	G																1		No
Enterprise Rent-A-Car of R.I. (NP)	#1	37	04/28/2016	No	G		50														52.4		No
Enterprise Rent-A-Car of R.I. (NP)	#1	37	10/31/2016	No	G		200														21.6		No
F. Saia Restaurants, Inc. LLC	#1	85	01/13/2016	No	G																1		No
F. Saia Restaurants, Inc. LLC	#1	85	01/13/2016	No	G																1		No
F. Saia Restaurants, Inc. LLC	#1	85	09/15/2016	No	G																1		No

Field's Point
Non-Significant User
Compliance Monitoring Results - 2016

Company	Sample Location	Category	Sample Date	NBC Sample	Type	Flow	Volume	CDF	Cd	Cr	Cu	Pb	Ni	Zn	Cn	Ag	BOD	TSS	TTO	Total O & G	Other Parameters	Violation		
FedEx Ground Package System, Inc.	#1	37	04/14/2016	No	G																5.8		No	
FedEx Ground Package System, Inc.	#1	37	04/14/2016	No	G																	5.8		No
FedEx Ground Package System, Inc.	#1	37	10/06/2016	No	G	1107																24		No
FedEx Ground Package System, Inc.	#2	37	04/14/2016	No	G																	1.4		No
FedEx Ground Package System, Inc.	#2	37	04/14/2016	No	G																	1.4		No
FedEx Ground Package System, Inc.	#2	37	10/06/2016	No	G	1107																1.4		No
Fed-Rick Veal Company	#1	81	09/29/2016	No	G																	5		No
Fed-Rick Veal Company	#1	81	06/14/2016	No	G																	5		No
Finest Car Wash	#1	97	02/29/2016	No	G																	10.4		No
Finest Car Wash	#1	97	08/31/2016	No	G																	7.5		No
First Casting, Inc.	#1	59	12/01/2016	No	G													2					pH = 8	No
First Casting, Inc.	#1	59	04/11/2016	No	G		100											2.3					pH = 80.3	No
Freeway Car Wash	#1	97	07/14/2016	No	G																	1.9		No
Freeway Car Wash	#1	97	01/23/2016	No	G																	4.3		No
Freeway Car Wash	#2	97	01/23/2016	No	G																	17.1		No
Freeway Car Wash	#2	97	07/14/2016	No	G																	2		No
Freeway Car Wash	#2	97	07/14/2016	No	G																	1.9		No
Gilbane Building Company	#1	53	11/01/2016	No	G				0.002	0.025	0.198	0.025	0.025	1.22	0.01	0.025							Hg = 0.001	No
Golden Crest Nursing Centre	#1	86	07/18/2016	No	G																	11		No
Greystone Auto Center	#1	97	07/01/2016	No	G							0.05	0.09	0.62								2.6		No
H&S Management, LLC	#1	85	03/17/2016	No	G																	5.4		No
H&S Management, LLC	#1	85	09/21/2016	No	G																	3.4		No
Hamov- Hotov LLC	#1	85	12/14/2016	No	G																			No
Hasbro	#2	86	06/29/2016	No	G																	0.5		No
Hasbro	#2	86	01/22/2016	No	G																	1.2		No
Hillview Auto Body	#1	97	04/13/2016	No	G				0.02	0.05	0.04	0.05		0.22						0.005		4.4		No
Hillview Auto Body	#1	97	10/18/2016	No	C				0.018	0.063	0.097													No
Hillview Auto Body	#1	97	01/22/2016	No	G				0.02	0.05	0.1	0.05		0.42						0.007		18.3		No
Hillview Auto Body	#1	97	10/18/2016	No	G				0.02	0.05	0.07	0.06		0.37						0.005		11.5		No
Hillview Auto Body	#1	97	07/14/2016	No	G				0.02	0.05	0.11	0.05		0.39						0.005		3.6		No
Hillview Auto Body	#1	97	10/18/2016	Yes	G		1					0.068	0.052	0.543		0.025				0.004		7.75	As = 0.005 TKN = 20.92 Nitrate+Nitrite = 20.5 Ammonia = 0.178 Total Nitrogen = 20.92	No
Hillview Auto Body	#1	97	04/13/2016	Yes	G								0.05			0.025				0.018			Nitrate+Nitrite = 20.5 Ammonia = 0.1 TKN = 70.61 Total Nitrogen = 70.61 As = 0.005	No
Hobbs Brook Management LLC	#2	86	11/14/2016	No	G				0.002		0.025	0.025	0.025	0.05		0.025							Hg = 0.001	No
Hurd Auto Mall LLC	#1	97	01/04/2016	No	G																	27.2		No
Hurd Auto Mall LLC	#1	97	07/19/2016	No	G																	55.9		No
Imperial Tile & Marble Works Inc.	#1	99	03/05/2016	No	G		1500															31		No
Imperial Tile & Marble Works Inc.	#1	99	06/13/2016	No	G		250															26		No
Imperial Tile & Marble Works Inc.	#1	99	09/09/2016	No	G		1500															13		No
Imperial Tile & Marble Works Inc.	#1	99	12/14/2016	No	G		200															27		No
Istanbul Gourmet Market, LLC	#1	82	10/03/2016	No	G																	3.6		No
Istanbul Gourmet Market, LLC	#1	82	04/12/2016	No	G																	2		No
Izzi Orthodontics	#1	94	10/31/2016	No	G												0.01							No
Izzi Orthodontics	#1	94	05/02/2016	No	G												0.05							No
J & W-Snowden Hall	#2	86	10/20/2016	No	G				0.01	0.02	0.184	0.02	0.05	0.227		0.01								No
Jeanette's Bakery	#1	81	04/18/2016	No	G																	63.6		No
Jeanette's Bakery	#1	81	10/31/2016	No	G																	26.4		No
JLC Foods, Inc.	#1	85	11/07/2016	No	G																	6		No

Field's Point
Non-Significant User
Compliance Monitoring Results - 2016

Company	Sample Location	Category	Sample Date	NBC Sample	Type	Flow	Volume	CDF	Cd	Cr	Cu	Pb	Ni	Zn	Cn	Ag	BOD	TSS	TTO	Total O & G	Other Parameters	Violation		
JLC Foods, Inc.	#1	85	05/25/2016	No	G																31		No	
Johnston Express Wash, LLC	#1	97	03/30/2016	No	G																	7.45		No
Johnston Express Wash, LLC	#1	97	06/26/2016	No	G																	92.9		No
Jozon Enterprises, Inc.	#1	85	10/04/2016	No	G																	32		No
Jozon Enterprises, Inc.	#1	85	04/10/2016	No	G																	39		No
JPL Enterprises, LLC	#1	81	07/12/2016	No	G																	1		No
JPL Enterprises, LLC	#1	81	12/06/2016	No	G																	3.8		No
JTMJ, LLC	#1	81	06/10/2016	No	G																	73		No
JTMJ, LLC	#1	81	03/14/2016	No	G																	50		No
JTMJ, LLC	#1	81	02/01/2016	No	G																	20		No
JTMJ, LLC	#1	81	11/21/2016	No	G																	59		No
JTMJ, LLC	#1	81	01/11/2016	No	G																	16		No
JTMJ, LLC	#1	81	01/25/2016	No	G																	29		No
Kelly's Car Wash, Inc.	#1	97	02/22/2016	No	G																	46		No
Kelly's Car Wash, Inc.	#1	97	12/22/2016	No	G																	55		No
Kelly's Car Wash, Inc.	#1	97	04/16/2016	No	G																	15		No
Kelly's Car Wash, Inc.	#1	97	10/05/2016	No	G																	207		Yes
Kelly's Car Wash, Inc.	#1	97	04/16/2016	No	G																	15		No
Ken Rocha Collision, LLC	#1	97	06/07/2016	No	G									1.17										No
Ken Rocha Collision, LLC	#1	97	06/21/2016	No	G									2.39										No
Ken Rocha Collision, LLC	#1	97	06/21/2016	No	G									2.55										No
Ken Rocha Collision, LLC	#1	97	09/28/2016	No	G									2.72								16		Yes
Ken Rocha Collision, LLC	#1	97	04/28/2016	No	G							0.058		3.18								3		Yes
Ken Rocha Collision, LLC	#1	97	11/29/2016	No	G									2.39										No
Ken Rocha Collision, LLC	#1	97	12/06/2016	No	G									1.61										No
Ken Rocha Collision, LLC	#1	97	05/31/2016	No	G									2.58										No
Ken Rocha Collision, LLC	#1	97	12/13/2016	No	G									1.13										No
Ken Rocha Collision, LLC	#1	97	11/22/2016	No	G									2.17										No
La Artesa Bakery Inc.	#1	81	11/04/2016	No	G																	1		No
La Poblanita Carniceria Mexicana	#1	81	03/21/2016	No	G																	173.8		Yes
La Poblanita Carniceria Mexicana	#1	81	05/10/2016	No	G																	1		No
La Poblanita Carniceria Mexicana	#1	81	05/20/2016	No	G																	2.4		No
La Poblanita Carniceria Mexicana	#2	81	05/10/2016	No	G																	6.5		No
La Poblanita Carniceria Mexicana	#2	81	03/21/2016	No	G																	141.2		Yes
Lawrence Page, DMD, Inc.	#1	94	04/08/2016	No	G																			No
LCP Providence Hotel Investment	#1	86	10/19/2016	No	G				0.002	0.025	0.085	0.04	0.025			0.025								pH = 0 No
Long Live Beerworks	#1	89	11/18/2016	No	G		20										3936	105						No
M. G. Motors Inc.	#1	97	06/10/2016	No	G																	60		No
M. G. Motors Inc.	#1	97	01/25/2016	No	G																	28		No
Magic Gas & Carwash, Inc.	#1	97	01/25/2016	No	G																	6		No
Magic Gas & Carwash, Inc.	#1	97	07/28/2016	No	G																	38		No
Mahr Federal Inc	#1	52	04/06/2016	No	G		25															2.9		No
Mahr Federal Inc	#1	52	10/05/2016	No	G		25															4.2		No
Markos Automotive	#1	97	03/14/2016	No	G																	1		No
Markos Automotive	#1	97	09/23/2016	No	G																	1		No
Martinelli Brothers LLC	#1	81	04/28/2016	No	G																	10		No
Martinelli Brothers LLC	#1	81	10/28/2016	No	G																	58		No
Maya Bakery	#1	81	05/05/2016	No	G																	16.7		No
MCM Technologies	#1	24	07/11/2016	No	G					0.05	0.02		0.04											No
MCM Technologies	#1	24	01/18/2016	No	G					0.05	0.02		0.11											No
Mekong Market	#1	81	07/28/2016	No	G																	12.2		No
Mekong Market	#1	81	01/29/2016	No	G																	21.8		No
Meller Optics, Inc.	#1	27	01/11/2016	No	G		500				0.03		1.28					83				5.1		No
Meller Optics, Inc.	#1	27	04/08/2016	No	G		500				0.06		0.76					2				3.4		No

Field's Point
Non-Significant User
Compliance Monitoring Results - 2016

Company	Sample Location	Category	Sample Date	NBC Sample	Type	Flow	Volume	CDF	Cd	Cr	Cu	Pb	Ni	Zn	Cn	Ag	BOD	TSS	TTO	Total O & G	Other Parameters	Violation		
Meller Optics, Inc.	#1	27	07/13/2016	No	G		500				0.02			0.37				40		2.4		No		
Meller Optics, Inc.	#1	27	10/31/2016	No	G		500				0.02			0.13				13		3.2		No		
Mineral Spring Holdings, LLC	#1	97	06/26/2016	No	G															1.9		No		
Mineral Spring Holdings, LLC	#1	97	03/30/2016	No	G															117		No		
Miriam Hospital	#1	90	10/06/2016	No	G				0.02	0.05	0.05	0.05	0.04	0.03		0.01						No		
Miriam Hospital	#2	90	10/06/2016	No	G				0.02	0.05	0.02	0.05	0.04	0.03		0.01						No		
Miriam Hospital	#2	90	04/11/2016	No	G				0.02	0.05	0.05	0.05	0.04	0.01		0.01						pH = 100.18	No	
Miriam Hospital	#1	90	04/11/2016	No	G				0.02	0.05	0.08	0.06	0.06	0.02		0.01							pH = 100.87	No
Moody Machine Products, Inc.	#1	21	04/28/2016	No	C	70					0.025	0.025		0.05							0.6		No	
Moody Machine Products, Inc.	#1	21	10/31/2016	No	C	70					0.025	0.025		0.05							1.2		No	
Moran Foods, LLC	#1	82	10/15/2016	No	G																12		No	
Moran Foods, LLC	#1	82	04/21/2016	No	G																18		No	
Moses Brown School	#1	86	05/04/2016	No	G											0.023							No	
Moses Brown School	#2	86	05/05/2016	No	G											0.023							No	
Moses Brown School	#3	86	04/19/2016	No	G																18		No	
Moses Brown School	#3	86	04/19/2016	No	G																18		No	
Moses Brown School	#3	86	10/19/2016	No	G																12		No	
Moses Brown School	#2	86	10/27/2016	No	G											0.022							pH = 70.31	No
Moses Brown School	#1	86	10/27/2016	No	G											0.018							pH = 70.66	No
Motiva Enterprises, LLC	#1	37	04/05/2016	No	G																1		No	
Motiva Enterprises, LLC	#1	37	10/11/2016	No	G																1		No	
My Car, Incorporated	#1	97	02/19/2016	No	G	15															5.7		No	
My Car, Incorporated	#1	97	08/22/2016	No	G																15.4		No	
Nanina's Bakery	#1	81	09/20/2016	No	G				N												9.7		No	
Nanina's Bakery	#1	81	03/09/2016	No	G				N												14		No	
Narragansett Improvement Co.	#1	35	04/13/2016	No	G																0.85		No	
Narragansett Improvement Co.	#1	35	10/11/2016	No	G																1.1		No	
New England Petroleum Terminal, LLC.	#1	59	06/21/2016	No	G	11115												5		5		pH = 50.7	No	
New England Petroleum Terminal, LLC.	#1	59	01/11/2016	No	G	162335												5		5		pH = 50.79	No	
New England Petroleum Terminal, LLC.	#2	59	07/05/2016	No	G	37873												12		5		pH = 50.81	No	
New England Petroleum Terminal, LLC.	#1	59	08/02/2016	No	G	41758												5		5		pH = 50.82	No	
New England Petroleum Terminal, LLC.	#2	59	08/10/2016	No	G	87341												13		5		pH = 50.83	No	
New England Petroleum Terminal, LLC.	#1	59	05/02/2016	No	G	32687												5		5		pH = 50.85	No	
New England Petroleum Terminal, LLC.	#1	59	08/10/2016	No	G	60560												5		5		pH = 50.9	No	
New England Petroleum Terminal, LLC.	#2	59	03/02/2016	No	G	17346												5		5		pH = 50.9	No	
New England Petroleum Terminal, LLC.	#1	59	05/24/2016	No	G	18873												9		5		pH = 50.92	No	
New England Petroleum Terminal, LLC.	#1	59	07/05/2016	No	G	10267												5		5		pH = 50.93	No	
New England Petroleum Terminal, LLC.	#1	59	07/14/2016	No	G	38163												5		5		pH = 50.94	No	
New England Petroleum Terminal, LLC.	#1	59	03/11/2016	No	G	8049												5		5		pH = 50.96	No	
New England Petroleum Terminal, LLC.	#1	59	03/02/2016	No	G	32425												5		5		pH = 50.98	No	
New England Petroleum Terminal, LLC.	#2	59	06/21/2016	No	G	14025												5		5		pH = 50.98	No	
New England Petroleum Terminal, LLC.	#1	59	09/02/2016	No	G	118084												8		5		pH = 6	No	
New England Petroleum Terminal, LLC.	#2	59	09/08/2016	No	G	32967												5		5		pH = 60.01	No	
New England Petroleum Terminal, LLC.	#1	59	04/27/2016	No	G	30500												5		5		pH = 60.02	No	
New England Petroleum Terminal, LLC.	#1	59	10/28/2016	No	G	141410												5		5		pH = 60.03	No	
New England Petroleum Terminal, LLC.	#2	59	04/27/2016	No	G	56093												5		5		pH = 60.04	No	
New England Petroleum Terminal, LLC.	#1	59	09/08/2016	No	G	41068												5		5		pH = 60.05	No	
New England Petroleum Terminal, LLC.	#2	59	12/05/2016	No	G	35867												5		5		pH = 60.05	No	
New England Petroleum Terminal, LLC.	#2	59	05/24/2016	No	G	8500												5		5		pH = 60.05	No	
New England Petroleum Terminal, LLC.	#1	59	12/01/2016	No	G	93313												5		5		pH = 60.06	No	
New England Petroleum Terminal, LLC.	#1	59	02/16/2016	No	G	283667												5		5		pH = 60.07	No	
New England Petroleum Terminal, LLC.	#2	59	12/01/2016	No	G	59002												5		5		pH = 60.07	No	
New England Petroleum Terminal, LLC.	#2	59	01/11/2016	No	G	500												5		5		pH = 60.07	No	
New England Petroleum Terminal, LLC.	#2	59	05/02/2016	No	G	66824												5		5		pH = 60.07	No	

Field's Point
Non-Significant User
Compliance Monitoring Results - 2016

Company	Sample Location	Category	Sample Date	NBC Sample	Type	Flow	Volume	CDF	Cd	Cr	Cu	Pb	Ni	Zn	Cn	Ag	BOD	TSS	TTO	Total O & G	Other Parameters	Violation	
New England Petroleum Terminal, LLC.	#1	59	01/26/2016	No	G	30239												16		5	pH = 60.11	No	
New England Petroleum Terminal, LLC.	#1	59	06/06/2016	No	G	79400												8		5	pH = 60.12	No	
New England Petroleum Terminal, LLC.	#2	59	02/16/2016	No	G	31705													5	5	5	pH = 60.12	No
New England Petroleum Terminal, LLC.	#2	59	09/02/2016	No	G	71351												5		5	pH = 60.12	No	
New England Petroleum Terminal, LLC.	#2	59	04/07/2016	No	G	48854												5		5	pH = 60.14	No	
New England Petroleum Terminal, LLC.	#2	59	08/02/2016	No	G	48262												5		5	pH = 60.14	No	
New England Petroleum Terminal, LLC.	#2	59	06/06/2016	No	G	49644												7		5	pH = 60.19	No	
New England Petroleum Terminal, LLC.	#2	59	03/11/2016	No	G	96000												5		5	pH = 60.21	No	
New England Petroleum Terminal, LLC.	#1	59	02/04/2016	No	G	154367												5		5	pH = 60.22	No	
New England Petroleum Terminal, LLC.	#1	59	12/05/2016	No	G	5399												5		5	pH = 60.22	No	
New England Petroleum Terminal, LLC.	#1	59	11/29/2016	No	G	187286												5		5	pH = 60.24	No	
New England Petroleum Terminal, LLC.	#2	59	11/29/2016	No	G	86026												5		5	pH = 60.25	No	
New England Petroleum Terminal, LLC.	#2	59	02/04/2016	No	G	77873												5		5	pH = 60.26	No	
New England Petroleum Terminal, LLC.	#2	59	07/14/2016	No	G	41107												5		5	pH = 60.29	No	
New England Petroleum Terminal, LLC.	#2	59	10/28/2016	No	G	20065												5		5	pH = 60.3	No	
New England Petroleum Terminal, LLC.	#1	59	04/07/2016	No	G	224424												5		5	pH = 60.31	No	
New England Petroleum Terminal, LLC.	#2	59	01/26/2016	No	G	152486												5		5	pH = 60.33	No	
New England Petroleum Terminal, LLC.	#2	59	10/24/2016	No	G	38878												5		5	pH = 60.41	No	
New England Petroleum Terminal, LLC.	#1	59	10/24/2016	No	G	29122												5		5	pH = 60.47	No	
New England Petroleum Terminal, LLC.	#1	59	11/16/2016	No	G	123072												5		5	pH = 60.88	No	
New England Petroleum Terminal, LLC.	#2	59	11/16/2016	No	G	160670												5		5	pH = 70.21	No	
NGC INC.	#1	81	10/03/2016	No	G	9351											690	83		13		No	
NGC INC.	#1	81	03/31/2016	No	G	3068											1600	330		4.3		No	
NGC INC.	#1	81	03/31/2016	No	G	3068														16		No	
NGC INC.	#1	81	06/30/2016	No	G	4267											2100	350		19		No	
NGC INC.	#1	81	06/30/2016	No	G	4266														18		No	
NGC INC.	#1	81	01/04/2016	No	G	5089											900	42		6.8		No	
NGC INC.	#1	81	01/04/2016	No	G	5089														9.7		No	
NGC INC.	#1	81	04/26/2016	Yes	C												2294.1	62.14		4	Ammonia = 110.2 Nitrate+Nitrite = 20.5 TKN = 427 Total Nitrogen = 427	No	
NGC INC.	#1	81	12/01/2016	Yes	C		1										2084.07	100			Total Nitrogen = 3720.44 TKN = 372 Ammonia = 120.6 Nitrate+Nitrite = 0.44	No	
Nick's Auto Body, Inc.	#1	97	10/15/2016	No	G							0.05	0.63							5.4		No	
Nick's Auto Body, Inc.	#1	97	04/27/2016	No	G							0.05	0.35							16.1		No	
NNC of Rhode Island, Inc.	#1	97	07/05/2016	No	G															1.2		No	
NNC of Rhode Island, Inc.	#1	97	01/31/2016	No	G															2.1		No	
North Providence Dental Associates	#1	94	08/29/2016	No	C																pH = 0	No	
North Providence Dental Associates	#1	94	01/07/2016	No	G											0.05					pH = 70.35	No	
North Providence Dental Associates	#1	94	07/06/2016	No	G											0.01					pH = 80.42	No	
Nueva San Salvador Bakery, Inc.	#1	81	08/19/2016	No	G															29.4		No	
Nueva San Salvador Bakery, Inc.	#1	81	04/27/2016	No	G															29.1		No	
Ocean State Peeled Potatoes	#1	81	01/13/2016	No	C												479	258				No	
Ocean State Peeled Potatoes	#1	81	04/13/2016	No	C	449											1324	269				No	
Ocean State Peeled Potatoes	#1	81	07/15/2016	No	C	449											1781	900				No	
Ocean State Peeled Potatoes	#1	81	10/14/2016	No	C	299											623	240				No	
Ocean State Peeled Potatoes	#1	81	12/07/2016	Yes	C		1										1019.22	1524			Nitrate+Nitrite = 0.569 Ammonia = 40.19 Total Nitrogen = 190.869 TKN = 190.3	No	

Field's Point
Non-Significant User
Compliance Monitoring Results - 2016

Company	Sample Location	Category	Sample Date	NBC Sample	Type	Flow	Volume	CDF	Cd	Cr	Cu	Pb	Ni	Zn	Cn	Ag	BOD	TSS	TTO	Total O & G	Other Parameters	Violation
Ocean State Peeled Potatoes	#1	81	04/26/2016	Yes	C	1645											973	1002.9			Total Nitrogen = 570.6 TKN = 570.6 Nitrate+Nitrite = 20.5 Ammonia = 20.7	No
Olneyville NY System	#1	85	11/16/2016	No	G															1		No
Olneyville NY System	#1	85	05/16/2016	No	G															1		No
Panaderia El Paisano	#1	82	07/12/2016	No	G															57.8		No
Panaderia El Paisano	#1	82	01/11/2016	No	G															12.5		No
Panaderia El Paisano	#2	82	11/01/2016	No	G															28.4		No
Panaderia El Paisano	#2	82	04/16/2016	No	G															18.9		No
Panaderia El Paisano	#2	82	01/04/2016	No	G															43.6		No
Panaderia El Quetzal, Inc.	#1	81	04/20/2016	No	G															8.2		No
Pescatore's Seafood, Inc.	#1	81	10/31/2016	No	G															3.1		No
Pescatore's Seafood, Inc.	#1	81	04/25/2016	No	G															15		No
Portion Meat Associates	#1	81	07/01/2016	No	G															12		No
Portion Meat Associates	#1	81	09/12/2016	No	G															22		No
Portion Meat Associates	#1	81	12/21/2016	No	G															25		No
Portion Meat Associates	#1	81	03/01/2016	No	G															6		No
Price Rite	#1	82	05/23/2016	No	G															84		No
Price Rite	#1	82	11/30/2016	No	G															94		No
Price Rite	#1	82	02/16/2016	No	G															41		No
Price Rite	#1	82	02/16/2016	No	G															41		No
Price Rite	#1	82	01/18/2016	No	G															100		No
Price Rite	#1	82	02/02/2016	No	G															66		No
Price Rite	#1	82	01/06/2016	No	G															50		No
Proprint Incorporated	#1	60	10/04/2016	No	G	666										0.432						Yes
Proprint Incorporated	#1	60	04/04/2016	No	G															0.43		No
Prospect CharterCARE RWMC, LLC	#1	90	08/25/2016	No	C		25										0.01					No
Prospect CharterCARE RWMC, LLC	#1	90	02/19/2016	No	G		25										0.01					No
Prospect CharterCARE RWMC, LLC	#2	90	05/20/2016	No	G		25										0.01					No
Prospect CharterCARE RWMC, LLC	#3	90	05/20/2016	No	G		500			0.02	0.047	0.02	0.05	0.064			0.01					No
Prospect CharterCARE RWMC, LLC	#4	90	05/20/2016	No	C		500			0.02	0.033	0.02	0.05	0.105			0.01					No
Prospect CharterCARE RWMC, LLC	#3	90	10/06/2016	No	G		500		0.01	0.02	0.515	0.046	0.05	0.187			0.01					Hg = 0
Prospect CharterCARE RWMC, LLC	#4	90	10/06/2016	No	G		500		0.01	0.02	0.025	0.02	0.05	0.076			0.01					Hg = 0
Prospect CharterCARE RWMC, LLC (Maude)	#1	90	04/28/2016	No	G		25										0.01					No
Prospect CharterCARE RWMC, LLC (Maude)	#1	90	02/19/2016	No	G		25										0.01					No
Prospect CharterCARE RWMC, LLC (Maude)	#1	90	10/06/2016	No	G		25										0.01					No
Prospect CharterCARE RWMC, LLC (Maude)	#1	90	12/02/2016	No	G		25										0.01					No
Prospect CharterCARE RWMC, LLC (Maude)	#1	90	08/25/2016	No	G		25										0.01					No
Prospect CharterCARE RWMC, LLC (Maude)	#2	90	05/20/2016	No	G		500			0.02	0.059	0.032	0.05	0.083			0.01					No
Prospect CharterCARE RWMC, LLC (Maude)	#3	90	05/20/2016	No	G		500			0.02	0.459	0.02	0.05	0.087			0.01					No
Prospect CharterCARE RWMC, LLC (Maude)	#2	90	10/06/2016	No	G		500		0.01	0.02	0.032	0.02	0.05	0.05			0.01					Hg = 0
Prospect CharterCARE RWMC, LLC (Maude)	#3	90	10/06/2016	No	G		500		0.01	0.02	0.119	0.02	0.05	0.05			0.01					Hg = 0
Prospect CharterCARE SJHSRI	#1	90	10/18/2016	No	G				0.02	0.05	0.13	0.11	0.07	0.16			0.01					No
Prospect CharterCARE SJHSRI	#2	90	10/18/2016	No	G				0.02	0.05	0.43	0.05	0.04	0.58			0.01					No
Prospect CharterCARE SJHSRI	#3	90	10/18/2016	No	G				0.02	0.05	0.18	0.05	0.05	0.23			0.01					No
Prospect CharterCARE SJHSRI	#1	90	04/19/2016	No	G				0.02	0.05	0.06	0.05	0.04	0.07			0.01					Hg = 0.001
Prospect CharterCARE SJHSRI	#3	90	04/19/2016	No	G				0.02	0.05	0.25	0.05	0.04	1.26			0.01					Hg = 0.001
Prospect CharterCARE SJHSRI, LLC	#1	90	10/18/2016	No	G					0.05	0.1	0.05	0.08	0.18								No
Prospect CharterCARE SJHSRI, LLC	#1	90	04/19/2016	No	G				0.02	0.05	0.12	0.05	0.04	0.06			0.01					Hg = 0.001
Providence Auto Body, Inc.	#1	97	10/25/2016	No	G						0.02	0.05	0.04	0.26			0.01			4.1		No
Providence Auto Body, Inc.	#1	97	04/19/2016	No	G						0.02	0.05	0.05	0.5			0.01			2.6		No
Providence Auto Body, Inc.	#2	97	10/25/2016	No	G						0.11	0.05	0.04	0.41			0.01			11.9		No
Providence Auto Body, Inc.	#2	97	04/19/2016	No	G						0.11	0.05	0.06	0.85			0.01			8.3		No
Providence Auto Body, Inc.	#3	97	10/25/2016	No	G						0.04	0.05	0.04	0.56			0.01			18.6		No

Field's Point
Non-Significant User
Compliance Monitoring Results - 2016

Company	Sample Location	Category	Sample Date	NBC Sample	Type	Flow	Volume	CDF	Cd	Cr	Cu	Pb	Ni	Zn	Cn	Ag	BOD	TSS	TTO	Total O & G	Other Parameters	Violation	
Providence Auto Body, Inc.	#3	97	04/19/2016	No	G						0.03	0.05	0.04	0.43		0.01				12.2		No	
Providence Career & Technical Academy	#1	86	09/13/2016	No	G																54		No
Providence Career & Technical Academy	#1	86	03/09/2016	No	G																5		No
Providence College - Hunt-Cavanagh	#1	93	04/26/2016	No	G		25										0.09						No
Providence College - Hunt-Cavanagh	#1	93	10/17/2016	No	G		25										0.23						No
Providence College - Hunt-Cavanagh	#3	93	04/26/2016	No	G		25										0.06						No
Providence College - Hunt-Cavanagh	#3	93	10/17/2016	No	G		25										0.04						No
Providence College - Hunt-Cavanagh	#4	93	04/28/2016	No	G		25			0.05	0.53	0.05		0.07									No
Providence College - Hunt-Cavanagh	#4	93	10/20/2016	No	G		25			0.05	0.89	0.05		0.22									No
Providence College - Schneider Arena	#1	89	02/01/2016	No	G		50			0.005	0.05	0.005	0.005	1.95									No
Providence College - Schneider Arena	#1	89	10/18/2016	No	G		500			0.05	0.05	0.05	0.04	1.46									No
Providence College-Power Plant	#1	53	07/08/2016	No	G		500			0.05	0.07	0.05	0.04	0.73		0.02							No
Providence College-Power Plant	#3	53	11/22/2016	No	G		500							0.38									No
Providence College-Power Plant	#3	53	11/23/2016	No	G		500							0.31									No
Providence College-Power Plant	#3	53	10/19/2016	No	G		500			0.05	0.54	0.05	0.04	9.01		0.01							Yes
Providence College-Power Plant	#3	53	11/24/2016	No	G		500							0.29									No
Providence College-Power Plant	#3	53	11/05/2016	No	G		500							1.18									No
Providence College-Power Plant	#3	53	05/29/2016	No	G		500			0.05	0.17	0.07	0.04	1.22		0.01							No
Providence College-Power Plant	#3	53	11/06/2016	No	G		500							2.56									No
Providence College-Power Plant	#3	53	11/07/2016	No	G		500							3.14									Yes
Providence College-Power Plant	#3	53	11/08/2016	No	G		500							1.09									No
Providence College-Power Plant	#4	53	11/15/2016	No	G		500			0.05	0.29	0.05	0.04	0.57		0.01							No
Providence College-Power Plant	#5	53	05/13/2016	No	G		5000			0.05	0.23	0.05	0.04	0.03		0.01							No
Providence College-Power Plant	#5	53	07/05/2016	No	G		5000			0.05	0.15	0.05	0.04	0.03		0.01							No
Providence College-Power Plant	#5	53	01/25/2016	No	G		5000			0.196	0.11	0.01	0.097	0.03		0.005							No
Providence College-Power Plant	#5	53	04/26/2016	No	G		5000			0.57	0.18	0.05	0.11	0.04		0.01							No
Providence College-Power Plant	#5	53	04/28/2016	No	G		5000			0.05	0.1	0.05	0.04	0.02		0.01							No
Providence Public Safety Complex	#1	86	05/12/2016	No	G																12.6		No
Providence Public Safety Complex	#1	86	10/14/2016	No	G																8.2		No
Quality Beef Co., Inc.	#1	81	12/08/2016	No	G																3		No
Quality Beef Co., Inc.	#1	81	06/06/2016	No	G																4		No
Quality Beef Co., Inc.	#1	81	02/26/2016	No	G																4		No
Quality Beef Co., Inc.	#2	81	06/06/2016	No	G																6		No
Quality Beef Co., Inc.	#2	81	12/08/2016	No	G																3		No
Quality Beef Co., Inc.	#2	81	02/26/2016	No	G																4		No
Quality Seafood	#1	81	04/20/2016	No	G																1		No
Quality Seafood	#1	81	10/20/2016	No	G																15		No
Quality Spraying Technologies	#1	27	07/11/2016	No	G						0.06		0.04	0.07									No
Quality Spraying Technologies	#1	27	01/25/2016	No	C						0.02		0.04	0.27									No
Quality Spraying Technologies	#2	27	07/11/2016	No	G						0.02			0.04						0.028			No
Quality Spraying Technologies	#2	27	01/18/2016	No	G						0.74			1.32						0.02			No
Quality Spraying Technologies	#3	27	01/25/2016	No	G																69.3		No
Quality Spraying Technologies	#3	27	07/11/2016	No	G																1.4		No
R & J Manufacturing Company	#1	24	01/05/2016	No	C	38208				0.368	0.041			0.093									No
R & J Manufacturing Company	#1	24	07/08/2016	No	C					0.02	0.077			0.121									No
R & J Manufacturing Company	#2	24	07/07/2016	No	G															0.065			No
R & J Manufacturing Company	#2	24	01/05/2016	No	G															0.022			No
R.C. Motors Inc.	#1	97	07/26/2016	No	G																1		No
R.C. Motors Inc.	#1	97	01/26/2016	No	G																1		No
R.I. Beef & Veal, Inc	#1	81	01/29/2016	No	G	396															5		No
R.I. Beef & Veal, Inc	#1	81	06/06/2016	No	G	256															5		No
R.I. Beef & Veal, Inc	#1	81	10/28/2016	No	G	396															5		No
R.I. Beef & Veal, Inc	#1	81	09/06/2016	No	G		200														5		No
R.I. Hospital - Hasbro Childrens	#1	90	07/27/2016	No	G		500			0.05	0.04	0.06	0.04	0.17		0.02							No

Field's Point
Non-Significant User
Compliance Monitoring Results - 2016

Company	Sample Location	Category	Sample Date	NBC Sample	Type	Flow	Volume	CDF	Cd	Cr	Cu	Pb	Ni	Zn	Cn	Ag	BOD	TSS	TTO	Total O & G	Other Parameters	Violation	
R.I. Hospital - Hasbro Childrens	#1	90	04/21/2016	No	G		500			0.05	0.05	0.05	0.04	0.2		0.01						No	
R.I. Hospital - Hasbro Childrens	#1	90	10/13/2016	No	G		500		0.02	0.05	0.05	0.05	0.05	0.29		0.01						pH = 80.58	No
R.I. Provision Company	#1	81	03/10/2016	No	G																6		No
R.I. Provision Company	#1	81	08/22/2016	No	G																20		No
R.I.P.T.A. - 750 Elmwood	#1	37	10/31/2016	No	G						0.18	0.05	0.04	0.62							30.3		No
R.I.P.T.A. - 750 Elmwood	#1	37	04/20/2016	No	G						0.19	0.05	0.04	0.84							57.8		No
R.I.P.T.A. - 750 Elmwood	#1	37	04/20/2016	No	G						0.19	0.05	0.04	0.84							46.5		No
R.I.P.T.A. - 750 Elmwood	#1	37	07/25/2016	No	G						0.15	0.09	0.06	0.71							18.8		No
R.I.P.T.A. - 750 Elmwood	#1	37	03/10/2016	No	G						0.3	0.1	0.013	1.09							58		No
R.I.P.T.A. - 750 Elmwood	#1	37	03/09/2016	No	G						0.26	0.08	0.01	0.93							51		No
R.I.P.T.A. - 750 Elmwood	#1	37	01/21/2016	No	G						1.01	0.67	0.16	3.72							152.9		Yes
R.I.P.T.A. - 750 Elmwood	#1	37	03/07/2016	No	G						0.15	0.052	0.008	0.02							32		No
R.I.P.T.A. - 750 Elmwood	#1	37	03/08/2016	No	G						0.23	0.067	0.011	0.81							46		No
R.I.P.T.A. - Para-Transit Facility	#1	37	04/20/2016	No	G						0.02	0.05	0.04	0.13							2.4		No
R.I.P.T.A. - Para-Transit Facility	#1	37	01/21/2016	No	G						0.07	0.05	0.04	0.35							2.3		No
R.I.P.T.A. - Para-Transit Facility	#1	37	07/25/2016	No	G						0.02	0.08	0.04	0.12							4.3		No
R.I.P.T.A. - Para-Transit Facility	#1	37	10/31/2016	No	G						0.02	0.05	0.04	0.08							4.3		No
R.I.P.T.A.-New Bus Facility	#1	37	04/20/2016	No	G																5.2		No
R.I.P.T.A.-New Bus Facility	#1	37	01/21/2016	No	G																6.5		No
R.I.P.T.A.-New Bus Facility	#1	37	10/31/2016	No	G																8.7		No
R.I.P.T.A.-New Bus Facility	#1	37	07/25/2016	No	G																4.7		No
Real's Fine Italian Cuisine	#1	85	07/20/2016	No	G																10.6		No
Real's Fine Italian Cuisine	#1	85	01/13/2016	No	G																3		No
Regency Plaza	#1	86	10/12/2016	No	G				0.005	0.01	0.042	0.01	0.025	0.59		0.005							No
Regency Plaza - East Building #3	#1	86	10/12/2016	No	G				0.005	0.01	0.01	0.01	0.025	0.025		0.005							No
Regency Plaza - West Building #2	#1	86	10/12/2016	No	G				0.005	0.01	0.047	0.01	0.025	0.489		0.005							No
Reyes Food Market	#1	82	10/28/2016	No	G																4.6		No
Reyes Food Market	#1	82	04/18/2016	No	G																107.7		No
Rhode Island College - Connection 2	#1	43	10/24/2016	No	G	15										0.01							No
Rhode Island College - Connection 2	#1	43	04/11/2016	No	G											0.2							No
Rhode Island College - Connection 2	#2	43	10/24/2016	No	G	15										0.015							No
Rhode Island College - Connection 2	#2	43	04/11/2016	No	G											0.025							No
Rhode Island College - Connection 2	#3	43	04/11/2016	No	G											0.025							No
Rhode Island College - Connection 2	#3	43	10/24/2016	No	G	15										0.054							No
Rhode Island College - Connection 3	#1	99	05/25/2016	No	G											0.12							No
Rhode Island Convention Center	#1	86	09/13/2016	No	G																1		No
Rhode Island Convention Center	#1	86	01/21/2016	No	G																1		No
Rhode Island Convention Center	#3	86	01/11/2016	No	G				0.02	0.05	0.07	0.05	0.04	0.3		0.01							No
Rhode Island Convention Center	#4	86	09/13/2016	No	G				0.02	0.05	0.11	0.05	0.04	0.01		0.01							No
Rhode Island Hospital	#1	90	10/25/2016	No	G		500		0.02	0.05	0.02	0.05	0.04	0.03		0.01							No
Rhode Island Hospital	#1	90	04/14/2016	No	G		500		0.02	0.05	0.03	0.05	0.04	0.01		0.01							No
Rhode Island Hospital	#2	90	04/15/2016	No	G		500		0.02	0.05	0.03	0.05	0.04	0.09		0.01							No
Rhode Island Hospital	#2	90	10/11/2016	No	G		500		0.02	0.05	0.03	0.05	0.04	0.09		0.01							No
Rhode Island Hospital	#3	90	10/13/2016	No	G		500		0.02	0.05	0.02	0.05	0.04	0.01		0.01							No
Rhode Island Hospital	#3	90	04/21/2016	No	G		500		0.02	0.05	0.1	0.05	0.04	0.59		0.01							No
Rhode Island Hospital	#4	90	10/13/2016	No	G		500		0.02	0.05	0.02	0.05	0.04	0.06		0.01							No
Rhode Island Hospital	#4	90	04/21/2016	No	G		500		0.02	0.05	0.08	0.05	0.04	0.31		0.01							No
Rhode Island Hospital	#1	90	10/13/2016	No	G		500		0.02	0.05	0.05	0.05	0.04	0.03		0.01						pH = 110.65	No
Rich Group	#1	52	01/27/2016	No	G																1.2		No
Rich Group	#1	52	07/26/2016	No	G																6		No
RISD - Benson Hall	#1	24	10/04/2016	No	G				0.004	0.025	0.804	0.038	0.042	1.04		0.025		110					No
RISD - Benson Hall	#1	24	04/07/2016	No	G				0.006	0.025	0.46	0.026	0.041	0.312		0.025		690					No
RISD - College Building	#1	23	10/05/2016	No	C					0.025	0.06			0.217			87	92					No
RISD - College Building	#1	23	04/07/2016	No	C					0.587	0.161			0.424			400	120					No

Field's Point
Non-Significant User
Compliance Monitoring Results - 2016

Company	Sample Location	Category	Sample Date	NBC Sample	Type	Flow	Volume	CDF	Cd	Cr	Cu	Pb	Ni	Zn	Cn	Ag	BOD	TSS	TTO	Total O & G	Other Parameters	Violation
RISD - Design Center	#1	93	10/05/2016	No	G											0.076						No
RISD - Design Center	#1	93	04/07/2016	No	G											0.277						No
RISD - Design Center	#3	93	10/05/2016	No	G					0.025	0.313			0.237								No
RISD - Design Center	#3	93	04/06/2016	No	G					0.025	0.137			0.118								No
RISD - Mason (CIT) Building	#1	99	04/06/2016	No	G					0.025	0.163			0.151								No
RISD - Mason (CIT) Building	#1	99	10/04/2016	No	G					0.025	0.734			0.191								No
RISD - Mason (CIT) Building	#2	99	11/08/2016	No	G				0.002	0.025	0.585	0.025	0.025	0.43	0.025							No
RISD - Metcalf Building	#1	43	10/04/2016	No	G				0.002	0.025	0.03	0.025	0.025	0.05	0.025							No
RISD - Washington Building	#1	99	10/25/2016	No	G									0.061								No
RISD - Washington Building	#1	99	11/03/2016	No	G									0.585								No
RISD - Washington Building	#1	99	10/05/2016	No	G					0.025	0.172			3.08								Yes
RISD - Washington Building	#1	99	11/09/2016	No	G									0.05								No
RISD - Washington Building	#1	99	04/06/2016	No	G					0.025	0.133			6.72								Yes
RISD - Washington Building	#1	99	04/19/2016	No	G									28								Yes
RISD - Washington Building	#1	99	05/12/2016	No	G									0.05								No
RISD - Washington Building	#1	99	04/29/2016	No	G									9.98								Yes
RISD - Washington Building	#1	99	10/31/2016	No	G									1.01								No
RISD - Washington Building	#1	99	05/05/2016	No	G									0.597								No
RISD - Washington Building	#1	99	05/04/2016	No	G									1.83								No
RISD - Washington Building	#1	99	05/03/2016	No	G									1.47								No
RISD - Washington Building	#1	99	05/04/2016	No	G									1.83								No
RISD - Winston Clock Tower	#1	53	10/04/2016	No	G				0.02	0.025	0.147	0.025	0.025	0.057	0.025							No
RISD - Winston Clock Tower	#2	53	09/07/2016	No	G				0.006	0.025	0.167	0.069	0.028	0.836	0.025							No
Ron's Pastry Gourmet	#1	81	12/07/2016	No	G															2		No
Ron's Pastry Gourmet	#1	81	06/13/2016	No	G															2		No
Rosa Mia Pizza and More	#1	85	03/07/2016	No	G															33.7		No
Rosa Mia Pizza and More	#1	85	08/24/2016	No	G															37		No
Rossi's Cold Cuts & Deli	#1	85	05/24/2016	No	G															1		No
Rossi's Cold Cuts & Deli	#1	85	11/15/2016	No	G															1		No
S.B. Winsor Dairy	#1	84	06/13/2016	No	G		200													37		No
S.B. Winsor Dairy	#1	84	10/25/2016	No	G		200													65.2		No
Sage Manufacturing Company, Inc.	#1	43	01/06/2016	No	G															22		No
Sage Manufacturing Company, Inc.	#1	43	07/19/2016	No	G															3.3		No
Scialo Bros. Bakery	#1	81	02/10/2016	No	G															76		No
Scialo Bros. Bakery	#1	81	08/30/2016	No	G															77		No
Sedna Seafoods, LLC	#1	81	06/22/2016	No	G															1		No
Shaw's Supermarket Store #7443	#1	82	02/08/2016	No	G															290		Yes
Shaw's Supermarket Store #7443	#1	82	02/15/2016	No	G															200		Yes
Shaw's Supermarket Store #7443	#1	82	02/22/2016	No	G															28		No
Shaw's Supermarket Store #7443	#1	82	02/29/2016	No	G															190		Yes
Shaw's Supermarket Store #7443	#1	82	04/07/2016	No	G															120		No
Shaw's Supermarket Store #7443	#1	82	03/25/2016	No	G															140		Yes
Shaw's Supermarket Store #7443	#1	82	04/08/2016	No	G															260		Yes
Shaw's Supermarket Store #7443	#1	82	07/08/2016	No	G															80		No
Shaw's Supermarket Store #7443	#1	82	01/25/2016	No	G															140		Yes
Shaw's Supermarket Store #7443	#1	82	01/18/2016	No	G															130		Yes
Shaw's Supermarket Store #7443	#1	82	01/11/2016	No	G															150		Yes
Shaw's Supermarket Store #7443	#1	82	01/04/2016	No	G															120		No
Shaw's Supermarket Store #7443	#1	82	12/29/2016	No	G															160		Yes
Shaw's Supermarket Store #7443	#1	82	09/26/2016	No	G															180		Yes
Shaw's Supermarket Store #7443	#1	82	07/29/2016	No	G															260		Yes
Shaw's Supermarket Store #7443	#1	82	07/12/2016	No	G															64		No
Shaw's Supermarket Store #7443	#1	82	07/19/2016	No	G															51		No
Shaw's Supermarket Store #7443	#1	82	07/26/2016	No	G															110		No

Field's Point
Non-Significant User
Compliance Monitoring Results - 2016

Company	Sample Location	Category	Sample Date	NBC Sample	Type	Flow	Volume	CDF	Cd	Cr	Cu	Pb	Ni	Zn	Cn	Ag	BOD	TSS	TTO	Total O & G	Other Parameters	Violation		
Shaw's Supermarket Store #7443	#2	82	07/26/2016	No	G																240		Yes	
Shaw's Supermarket Store #7443	#2	82	08/01/2016	No	G																	190		Yes
Shaw's Supermarket Store #7443	#2	82	08/08/2016	No	G																	140		Yes
Shaw's Supermarket Store #7443	#2	82	08/15/2016	No	G																	75		No
Shaw's Supermarket Store #7443	#2	82	08/22/2016	No	G																	120		No
Shaw's Supermarket Store #7443	#2	82	09/02/2016	No	G																	130		Yes
Shaw's Supermarket Store #7443	#2	82	09/06/2016	No	G																	120		No
Shaw's Supermarket Store #7443	#2	82	10/06/2016	No	G																	120		No
Shaw's Supermarket Store #7443	#2	82	12/29/2016	No	G																	130		Yes
Shaw's Supermarket Store #7443	#2	82	01/05/2016	No	G																	84		No
Shaw's Supermarket Store #7443	#2	82	01/11/2016	No	G																	92		No
Shaw's Supermarket Store #7443	#2	82	01/18/2016	No	G																	130		Yes
Shaw's Supermarket Store #7443	#2	82	01/25/2016	No	G																	110		No
Shaw's Supermarket Store #7443	#2	82	02/08/2016	No	G																	69		No
Shaw's Supermarket Store #7443	#2	82	02/15/2016	No	G																	74		No
Shaw's Supermarket Store #7443	#2	82	02/22/2016	No	G																	58		No
Shaw's Supermarket Store #7443	#2	82	02/29/2016	No	G																	63		No
Shaw's Supermarket Store #7443	#2	82	03/25/2016	No	G																	36		No
Shaw's Supermarket Store #7443	#2	82	04/08/2016	No	G																	57		No
Shaw's Supermarket Store #7443	#2	82	07/14/2016	No	G																	240		Yes
Shell Oil Products Company	#1	97	07/25/2016	No	G																	36		No
Shell Oil Products Company	#1	97	01/29/2016	No	G																	44		No
Shore's Market, Inc.	#1	82	09/12/2016	No	G																	97.2		No
Shore's Market, Inc.	#1	82	09/13/2016	No	G																	105.8		No
Shore's Market, Inc.	#1	82	03/02/2016	No	G																	1		No
Shore's Market, Inc.	#1	82	03/02/2016	No	G																	7		No
Sin, LLC	#1	81	01/21/2016	No	G																	7.7		No
Sin, LLC	#1	81	07/20/2016	No	G																	87.6		No
Something Different	#1	81	10/26/2016	No	G																	31		No
Something Different	#1	81	04/29/2016	No	G																	2		No
Speedy Auto Service by Monro	#1	97	01/28/2016	No	G																	1.6		No
Speedy Auto Service by Monro	#1	97	07/25/2016	No	G																	0.9		No
Steven A. Sack, D.M.D	#1	94	06/06/2016	No	G												0.067							No
Steven A. Sack, D.M.D	#1	94	10/24/2016	No	G												0.035							No
Steven W. Silverberg DDS	#1	94	08/09/2016	No	G												0.005							No
Steven W. Silverberg DDS	#1	94	02/08/2016	No	G												0.005							No
Stop & Shop Supermarket #703	#1	82	09/19/2016	No	G																	18		No
Stop & Shop Supermarket #703	#1	82	06/04/2016	No	G																	52		No
Stop & Shop Supermarket #703	#1	82	12/20/2016	No	G																	170		Yes
Stop & Shop Supermarket #703	#1	82	03/11/2016	No	G																	59		No
Stop & Shop Supermarket #703	#2	82	12/20/2016	No	G																	34		No
Stop & Shop Supermarket #703	#2	82	09/19/2016	No	G																	8.5		No
Stop & Shop Supermarket #703	#2	82	06/04/2016	No	G																	120		No
Stop & Shop Supermarket #703	#2	82	03/11/2016	No	G																	19		No
Stop & Shop Supermarket #722	#1	82	06/13/2016	No	G																	24		No
Stop & Shop Supermarket #722	#1	82	10/25/2016	No	G																	64		No
Stop & Shop Supermarket #722	#1	82	11/15/2016	No	G																	68		No
Stop & Shop Supermarket #722	#1	82	10/13/2016	No	G																	290		Yes
Stop & Shop Supermarket #722	#1	82	10/06/2016	No	G																	150		Yes
Stop & Shop Supermarket #722	#1	82	11/08/2016	No	G																	66		No
Stop & Shop Supermarket #722	#1	82	11/01/2016	No	G																	55		No
Stop & Shop Supermarket #722	#1	82	03/08/2016	No	G																	62		No
Stop & Shop Supermarket #722	#1	82	12/20/2016	No	G																	53		No
Stop & Shop Supermarket #722	#1	82	09/19/2016	No	G																	190		Yes

Field's Point
Non-Significant User
Compliance Monitoring Results - 2016

Company	Sample Location	Category	Sample Date	NBC Sample	Type	Flow	Volume	CDF	Cd	Cr	Cu	Pb	Ni	Zn	Cn	Ag	BOD	TSS	TTO	Total O & G	Other Parameters	Violation		
Stop & Shop Supermarket #722	#1	82	09/29/2016	No	G																120		No	
Stop & Shop Supermarket #724	#1	82	01/05/2016	No	G																	83		No
Stop & Shop Supermarket #724	#1	82	09/19/2016	No	G																	99		No
Stop & Shop Supermarket #724	#1	82	01/12/2016	No	G																	160		Yes
Stop & Shop Supermarket #724	#1	82	03/07/2016	No	G																	41		No
Stop & Shop Supermarket #724	#1	82	02/01/2016	No	G																	120		No
Stop & Shop Supermarket #724	#1	82	12/20/2016	No	G																	78		No
Stop & Shop Supermarket #724	#1	82	02/22/2016	No	G																	100		No
Stop & Shop Supermarket #724	#1	82	02/15/2016	No	G																	65		No
Stop & Shop Supermarket #724	#1	82	02/08/2016	No	G																	110		No
Stop & Shop Supermarket #724	#1	82	06/13/2016	No	G																	120		No
Stop & Shop Supermarket #725	#1	82	07/26/2016	No	G																	57		No
Stop & Shop Supermarket #725	#1	82	09/19/2016	No	G																	76		No
Stop & Shop Supermarket #725	#1	82	07/19/2016	No	G																	55		No
Stop & Shop Supermarket #725	#1	82	03/07/2016	No	G																	93		No
Stop & Shop Supermarket #725	#1	82	12/20/2016	No	G																	110		No
Stop & Shop Supermarket #725	#1	82	07/12/2016	No	G																	78		No
Stop & Shop Supermarket #725	#1	82	06/13/2016	No	G																	130		Yes
Stop & Shop Supermarket #725	#1	82	07/06/2016	No	G																	84		No
Swan Point Cemetery	#1	97	07/08/2016	No	G																	2		No
Swan Point Cemetery	#1	97	01/26/2016	No	G																	8		No
Swash Autowash, LLC	#1	97	07/14/2016	No	G																	1		No
SWG Promotions, LLC	#1	99	06/28/2016	No	G				0.02	0.05	0.37													No
SWG Promotions, LLC	#1	99	11/04/2016	No	G				0.02	0.05	0.15													No
Tedesco's Sausage Shop	#1	81	12/13/2016	No	G																	20		No
Tedesco's Sausage Shop	#1	81	05/19/2016	No	G																	34.5		No
Tenares Supermarket	#2	82	04/14/2016	No	G																	1		No
Tenares Supermarket	#2	82	10/29/2016	No	G																	33		No
The Abbey	#1	85	07/25/2016	No	G																	3		No
The Abbey	#1	85	01/06/2016	No	G																	2		No
The Abbey	#1	85	11/16/2016	No	G																	2		No
The Aesthetic Dental Studio of RI	#1	94	01/20/2016	No	G											0.016								No
The Allied Group	#1	24	01/07/2016	No	G					0.05	0.4	0.05	0.04	0.27							0.089			No
The Allied Group	#1	24	07/21/2016	No	C	20				0.05	0.04	0.05	0.04	0.01		0.02						0.043		No
The Foundry Associates	#1	37	04/13/2016	No	G																	10.1		No
The Foundry Associates	#1	37	10/17/2016	No	G																	43.4		No
The Original Italian Bakery, Inc.	#1	81	03/04/2016	No	G																	9.5		No
The Original Italian Bakery, Inc.	#1	81	04/20/2016	No	G																	23.8		No
Three Way Meat Corporation	#1	71	01/27/2016	No	G																	20		No
Three Way Meat Corporation	#2	71	01/27/2016	No	G																	78		No
Times 2 Academy	#1	86	04/22/2016	No	G																	2.5		No
Times 2 Academy	#1	86	11/10/2016	No	G																	16		No
Tortilleria el Quetzal	#1	81	04/20/2016	No	G																	1.5		No
Tortilleria el Quetzal	#1	81	12/19/2016	No	G																	1		No
Tower Manufacturing Corp.	#1	27	10/03/2016	No	C			N		0.05	0.21			0.08										No
Tower Manufacturing Corp.	#1	27	01/08/2016	No	C			N		0.16	0.08			0.03										No
Tower Manufacturing Corp.	#1	27	04/04/2016	No	C	10		N		0.05	0.15			0.03										No
Tower Manufacturing Corp.	#1	27	07/05/2016	No	C	75		N		0.05	0.17			0.12										No
Tower Manufacturing Corp.	#3	27	07/07/2016	No	G																	8.2		No
Tower Manufacturing Corp.	#3	27	01/08/2016	No	G																	6.5		No
Travelers Auto Body, Inc.	#1	97	06/02/2016	No	G							0.025		0.211								0.5		No
Travelers Auto Body, Inc.	#1	97	10/03/2016	No	G							0.025		0.154								1.1		No
U.S. Post Office - VMF	#1	37	02/01/2016	No	G							0.26		2.04							0.019	79.4		No
U.S. Post Office - VMF	#1	37	07/28/2016	No	G							0.11		0.84							0.003	21.4		No

Field's Point
Non-Significant User
Compliance Monitoring Results - 2016

Company	Sample Location	Category	Sample Date	NBC Sample	Type	Flow	Volume	CDF	Cd	Cr	Cu	Pb	Ni	Zn	Cn	Ag	BOD	TSS	TTO	Total O & G	Other Parameters	Violation	
U.S. Postal Service - P&DC	#1	27	10/12/2016	No	G							0.22											No
U.S. Postal Service - P&DC	#1	27	04/01/2016	No	G							0.08											No
U.S. Postal Service - P&DC	#3	27	10/25/2016	No	G				0.02	0.05	0.95	0.05	0.06	0.5	0.01	0.02						Hg = 0.001	No
University Foot Center - Smith Street	#1	94	04/05/2016	No	G											0.02							No
University Foot Center - Smith Street	#1	94	10/07/2016	No	G											0.02							No
V.A. Medical Center	#3	90	09/19/2016	No	G	50			0.02	0.05	0.05	0.05	0.04	0.04		0.01							No
V.A. Medical Center	#3	90	02/16/2016	No	G				0.02	0.05	0.5	0.05	0.08	0.22		0.01							No
V.A. Medical Center	#3	90	04/22/2016	No	G				0.02	0.05	0.11	0.05	0.04	0.05		0.01							No
V.A. Medical Center	#3	90	04/22/2016	No	G				0.02	0.05	0.17	0.05	0.04	0.11		0.01							No
V.A. Medical Center	#3	90	04/22/2016	No	G				0.02	0.05	0.2	0.05	0.04	0.13		0.01							No
V.A. Medical Center	#4	90	05/17/2016	No	G																1		No
V.A. Medical Center	#4	90	11/08/2016	No	G																1		No
VB Pizza, LLC	#1	85	11/01/2016	No	G																5		No
VB Pizza, LLC	#1	85	06/08/2016	No	G																2		No
Venda Ravioli - Royal Little Drive	#1	81	05/12/2016	No	G																26		No
Venda Ravioli - Royal Little Drive	#1	81	11/10/2016	No	G																36		No
Virginia & Spanish Peanut Co.	#1	81	07/15/2016	No	G																1		No
Virginia & Spanish Peanut Co.	#1	81	01/18/2016	No	G																29.4		No
V-Mart	#1	82	04/28/2016	No	G																41.6		No
V-Mart	#1	82	10/28/2016	No	G																111.8		No
Walsh's Auto Body and Sales, Inc.	#1	97	02/11/2016	No	G																8.4		No
Walsh's Auto Body and Sales, Inc.	#1	97	09/01/2016	No	G																9.7		No
Warwick Poultry Company Inc.	#1	81	03/15/2016	No	G																26.1		No
Warwick Poultry Company Inc.	#1	81	09/26/2016	No	G																2.2		No
Whole Foods Market Group, Inc.	#1	82	07/15/2016	No	G																150		Yes
Whole Foods Market Group, Inc.	#1	82	01/26/2016	No	G																190		Yes
Whole Foods Market Group, Inc.	#1	82	03/25/2016	No	G																720		Yes
Whole Foods Market Group, Inc.	#1	82	06/17/2016	No	G																160		Yes
Whole Foods Market Group, Inc.	#1	82	06/10/2016	No	G																160		Yes
Whole Foods Market Group, Inc.	#1	82	06/22/2016	No	G																150		Yes
Whole Foods Market Group, Inc.	#1	82	09/30/2016	No	G																150		Yes
Whole Foods Market Group, Inc.	#1	82	09/23/2016	No	G																180		Yes
Whole Foods Market Group, Inc.	#1	82	09/16/2016	No	G																130		Yes
Whole Foods Market Group, Inc.	#1	82	05/03/2016	No	G																92		No
Whole Foods Market Group, Inc.	#1	82	05/10/2016	No	G																200		Yes
Whole Foods Market Group, Inc.	#1	82	03/04/2016	No	G																0.7		No
Whole Foods Market Group, Inc.	#1	82	03/11/2016	No	G																280		Yes
Whole Foods Market Group, Inc.	#1	82	05/17/2016	No	G																85		No
Whole Foods Market Group, Inc.	#1	82	03/18/2016	No	G																400		Yes
Whole Foods Market Group, Inc.	#1	82	05/27/2016	No	G																190		Yes
Whole Foods Market Group, Inc.	#1	82	10/28/2016	No	G																56		No
Whole Foods Market Group, Inc.	#1	82	06/03/2016	No	G																320		Yes
Whole Foods Market Group, Inc.	#1	82	07/29/2016	No	G																160		Yes
Whole Foods Market Group, Inc.	#1	82	08/05/2016	No	G																190		Yes
Whole Foods Market Group, Inc.	#1	82	08/12/2016	No	G																110		No
Whole Foods Market Group, Inc.	#1	82	08/26/2016	No	G																83		No
Whole Foods Market Group, Inc.	#1	82	08/19/2016	No	G																130		Yes
Whole Foods Market, Inc.	#1	82	07/08/2016	No	G																120		No
Whole Foods Market, Inc.	#1	82	06/08/2016	No	G																79		No
Whole Foods Market, Inc.	#1	82	06/15/2016	No	G																59		No
Whole Foods Market, Inc.	#1	82	06/01/2016	No	G																91		No
Whole Foods Market, Inc.	#1	82	05/17/2016	No	G																94		No
Whole Foods Market, Inc.	#1	82	05/24/2016	No	G																140		Yes
Whole Foods Market, Inc.	#1	82	05/10/2016	No	G																150		Yes

Field's Point
Non-Significant User
Compliance Monitoring Results - 2016

Company	Sample Location	Category	Sample Date	NBC Sample	Type	Flow	Volume	CDF	Cd	Cr	Cu	Pb	Ni	Zn	Cn	Ag	BOD	TSS	TTO	Total O & G	Other Parameters	Violation		
Whole Foods Market, Inc.	#1	82	05/03/2016	No	G																86		No	
Whole Foods Market, Inc.	#1	82	03/25/2016	No	G																160		Yes	
Whole Foods Market, Inc.	#1	82	03/18/2016	No	G																100		No	
Whole Foods Market, Inc.	#1	82	03/11/2016	No	G																85		No	
Whole Foods Market, Inc.	#1	82	03/04/2016	No	G																140		Yes	
Whole Foods Market, Inc.	#1	82	01/26/2016	No	G																150		Yes	
Women & Infants' Hospital	#1	90	10/27/2016	No	G				0.01	0.02	0.056	0.02	0.05	0.377										No
Women & Infants' Hospital	#1	90	04/21/2016	No	G				0.01	0.02	0.066	0.02	0.05	0.316	0.02	0.01								No
Women & Infants' Hospital	#2	90	04/21/2016	No	G				0.01	0.02	0.065	0.02	0.05	0.323	0.02	0.01								No
Women & Infants' Hospital	#2	90	10/27/2016	No	G				0.01	0.02	0.085	0.02	0.05	0.504										No
Women & Infants' Hospital	#3	90	04/21/2016	No	G				0.01	0.02	0.423	0.02	0.05	0.288	0.02	0.01								No
Women & Infants' Hospital	#3	90	10/27/2016	No	G				0.01	0.02	0.264	0.02	0.05	0.173										No
Women and Infants-Kilguss Lab	#1	95	10/27/2016	No	G											0.2								No
Women and Infants-Kilguss Lab	#1	95	10/27/2016	No	G											0.2								No
Women and Infants-Kilguss Lab	#1	95	04/07/2016	No	G											0.2								No
Ximedica	#1	49	11/10/2016	No	G				0.005	0.086				0.943										No
Ximedica	#2	49	11/10/2016	No	G																5			No
Ximedica	#3	49	11/10/2016	No	G									0.943						0.031				No
Yang's Restaurant	#1	85	12/29/2016	No	G																2			No
Yang's Restaurant	#1	85	06/17/2016	No	G																2			No

***COMPLIANCE MONITORING
RESULTS FOR NON-SIGNIFICANT
USERS***

BUCKLIN POINT

Bucklin Point
Non-Significant User
Compliance Monitoring Results - 2016

Company	Sample Location	Category	Sample Date	NBC Sample	Type	Flow	Volume	CDF	Cd	Cr	Cu	Pb	Ni	Zn	Cn	Ag	BOD	TSS	TTO	Total O & G	Other Parameters	Violation			
3 Flags Bakery	#1	81	10/25/2016	No	G																59.1		No		
3 Flags Bakery	#1	81	04/11/2016	No	G																	12.1		No	
A.T. Cross Company	#3	59	10/07/2016	No	G		500			0.025	0.246	0.025	0.025	0.05										No	
A.T. Cross Company	#3	59	01/27/2016	No	G					0.025	0.526	0.025	0.025	0.05										No	
A.T. Cross Company	#3	59	04/28/2016	No	G					0.025	1	0.025	0.025	0.069										No	
A.T. Cross Company	#3	59	04/27/2016	No	G					0.025	0.958	0.025	0.025	0.053										No	
A.T. Cross Company	#3	59	04/26/2016	No	G					0.025	1.04	0.025	0.025	0.071										No	
A.T. Cross Company	#1	59	01/13/2016	No	G																	0.5		No	
A.T. Cross Company	#1	59	07/07/2016	No	G																	1.9		No	
Accu-Care Supply	#1	27	04/20/2016	No	G		750										2						TRC = 0.131	No	
Accu-Care Supply	#1	27	07/13/2016	No	G		750										3.4							TRC = 0.101	No
Allstate Restaurant Equipment	#1	99	04/18/2016	No	G																	6		No	
Allstate Restaurant Equipment	#1	99	10/18/2016	No	G																	9.1		No	
Alves and Sons Bakery	#1	81	04/26/2016	No	G																	9		No	
Alves and Sons Bakery	#1	81	11/15/2016	No	G																	28		No	
Amica Mutual Insurance Co. - 10	#1	53	10/18/2016	No	G				0.002	0.025	0.025	0.025	0.025	0.05		0.025								No	
Amica Mutual Insurance Co. - 25	#3	37	10/18/2016	No	G				0.002	0.025	0.122	0.025	0.025	0.06		0.025								No	
Amica Mutual Insurance Co. - 25	#1	37	07/18/2016	No	G																	12		No	
Amica Mutual Insurance Co. - 25	#1	37	01/08/2016	No	G																	1.7		No	
Amica Mutual Insurance Co. - 50	#1	53	10/18/2016	No	G				0.002	0.025	0.091	0.025	0.025	0.52		0.025								No	
Amica Mutual Insurance Co.-100	#2	86	10/18/2016	No	G				0.002	0.025	0.034	0.025	0.025	0.868		0.025								No	
Amica Mutual Insurance Co.-100	#1	86	01/08/2016	No	G																	1.9		No	
Amica Mutual Insurance Co.-100	#1	86	07/18/2016	No	G																	20		No	
Armando & Sons Meat Market	#1	82	03/01/2016	No	G																	14		No	
Armando & Sons Meat Market	#1	82	01/21/2016	No	G																	140		Yes	
Armando & Sons Meat Market	#1	82	02/23/2016	No	G																	24		No	
Armando & Sons Meat Market	#1	82	03/16/2016	No	G																	28		No	
Armando & Sons Meat Market	#1	82	03/09/2016	No	G																	41		No	
Armando & Sons Meat Market	#1	82	07/28/2016	No	G																	27		No	
B & L Plastics, Inc.	#1	46	06/22/2016	No	G				0.02	0.05	0.04	0.05	0.04	0.03		0.01								No	
Bachini's Bakery	#1	81	06/08/2016	No	G																	29		No	
Bachini's Bakery	#1	81	01/07/2016	No	G																	6		No	
Bank of America	#4	86	11/23/2016	No	G	100			0.01	0.02	0.061	0.02	0.05	0.05	0.02	0.01							Hg = 0	No	
Bank of America	#2	86	11/23/2016	No	G	350			0.01	0.02	0.063	0.02	0.05	0.15	0.02	0.01							Hg = 0	No	
Bank of America	#2	86	06/14/2016	No	G					0.02	0.154	0.02	0.05	0.243		0.01								No	
Bernardo Manufacturing	#1	21	01/28/2016	No	G		400		0.02		0.05	0.05	0.04	0.01										No	
Bernardo Manufacturing	#1	21	07/27/2016	No	G		400		0.02		0.02	0.05	0.05	0.01										No	
Blackstone Market	#1	81	12/14/2016	No	G																	12.6		No	
Blackstone Market	#1	81	06/15/2016	No	G																	26.2		No	
Blackstone Valley Foot & Ankle	#1	94	01/14/2016	No	G												0.005							No	
Blackstone Valley Foot & Ankle	#1	94	07/19/2016	No	G												0.071							No	
Broadway Car Wash	#1	97	07/14/2016	No	G																	5.3		No	
Broadway Car Wash	#1	97	01/26/2016	No	G																	2.6		No	
Bubble Room Car Wash, Inc.	#1	97	01/11/2016	No	G																	14		No	
Bubble Room Car Wash, Inc.	#1	97	07/11/2016	No	G																	28		No	
Cala Fruit Distributors, Inc.	#1	81	11/29/2016	No	G												3	5						No	
Cala Fruit Distributors, Inc.	#1	81	06/22/2016	No	G												8	5						No	
Calise & Sons Bakery	#1	81	04/21/2016	No	G																	49.7		No	
Calise & Sons Bakery	#1	81	10/26/2016	No	G																	41.6		No	
Catanzaros Food Products, Inc.	#1	81	04/01/2016	No	G																	3.1		No	
Catanzaros Food Products, Inc.	#1	81	10/12/2016	No	G																	1.2		No	
Central Auto Radiator, Inc.	#1	59	04/30/2016	No	G				0.005	0.01	0.135	0.049	0.025	0.202		0.005						5		No	

Bucklin Point
Non-Significant User
Compliance Monitoring Results - 2016

Company	Sample Location	Category	Sample Date	NBC Sample	Type	Flow	Volume	CDF	Cd	Cr	Cu	Pb	Ni	Zn	Cn	Ag	BOD	TSS	TTO	Total O & G	Other Parameters	Violation	
Central Auto Radiator, Inc.	#1	59	10/31/2016	No	G				0.01	0.02	0.047	0.062	0.05	0.301		0.01				5		No	
Central Falls Provision Co.	#1	81	07/14/2016	No	G																4.9		No
Central Falls Provision Co.	#1	81	01/13/2016	No	G																68.8		No
City of Pawtucket - Public Works	#1	37	04/22/2016	No	G						0.02	0.007	0.005	0.03							9		No
City of Pawtucket - Public Works	#1	37	01/26/2016	No	G						0.02	0.008	0.007	0.05							7		No
City of Pawtucket - Public Works	#1	37	11/11/2016	No	G						0.02	0.031	0.008	0.12							7		No
City of Pawtucket - Public Works	#1	37	07/12/2016	No	G						0.02	0.054	0.006	0.07							13		No
Classsick Custom	#1	99	10/12/2016	No	G	2				0.005	0.04			0.05									No
Coastal Collision & Towing, Inc.	#1	97	10/14/2016	No	G						0.05			0.28							5.4		No
Coastal Collision & Towing, Inc.	#1	97	04/05/2016	No	G						0.05			0.56							6.3		No
Coastal Collision & Towing, Inc.	#1	97	03/09/2016	No	G						0.05			0.43							11		No
Colonial Motor Sales, Inc.	#1	97	05/05/2016	No	G																6		No
Colonial Motor Sales, Inc.	#1	97	08/01/2016	No	G																12		No
Comfort Dental II	#1	94	06/07/2016	No	G																		No
Conopco, Inc. (Site #1)	#1	40	10/19/2016	Yes	C		1													0.116	Total Nitrogen = 0.1796 TKN = 0.1796 Nitrate+Nitrite = 20.15 Ammonia = 0.11	No	
Conopco, Inc. (Site #1)	#1	40	04/06/2016	Yes	C	74600														0.118	Ammonia = 0.11 Nitrate+Nitrite = 20.15 TKN = 0.15 Total Nitrogen = 0	No	
Conopco, Inc. (Site #1)	#1	40	12/19/2016	No	C	67100														0.673		No	
Conopco, Inc. (Site #1)	#1	40	01/05/2016	No	C	64900														0.55		No	
Conopco, Inc. (Site #1)	#1	40	02/08/2016	No	C	49000														0.36		No	
Conopco, Inc. (Site #1)	#1	40	03/07/2016	No	C	66600														1.07		No	
Conopco, Inc. (Site #1)	#1	40	04/13/2016	No	C	73700														0.219		No	
Conopco, Inc. (Site #1)	#1	40	05/04/2016	No	C	38400														0.104		No	
Conopco, Inc. (Site #1)	#1	40	06/06/2016	No	C	46400														0.191		No	
Conopco, Inc. (Site #1)	#1	40	07/11/2016	No	C	55600														0.258		No	
Conopco, Inc. (Site #1)	#1	40	08/03/2016	No	C	49000														0.18		No	
Conopco, Inc. (Site #1)	#1	40	09/06/2016	No	C	53300														0.611		No	
Conopco, Inc. (Site #1)	#1	40	10/06/2016	No	C	59600														1.22		No	
Conopco, Inc. (Site #1)	#1	40	11/21/2016	No	C	71100														0.842		No	
Conopco, Inc. (Site #2)	#1	40	04/13/2016	No	C	162800														0.03		No	
Conopco, Inc. (Site #2)	#1	40	10/06/2016	No	C	160000														0.073		No	
Conopco, Inc. (Site #2)	#1	40	09/06/2016	No	C	108600														0.036		No	
Conopco, Inc. (Site #2)	#1	40	12/19/2016	No	C	91600														0.003		No	
Conopco, Inc. (Site #2)	#1	40	08/03/2016	No	C	130200														0.043		No	
Conopco, Inc. (Site #2)	#1	40	03/07/2016	No	C	162300														0.009		No	
Conopco, Inc. (Site #2)	#1	40	07/11/2016	No	C	434400														0.038		No	
Conopco, Inc. (Site #2)	#1	40	02/08/2016	No	C	155300														0.006		No	
Conopco, Inc. (Site #2)	#1	40	06/06/2016	No	C	160500														0.018		No	
Conopco, Inc. (Site #2)	#1	40	11/21/2016	No	C	46300														0.043		No	
Conopco, Inc. (Site #2)	#1	40	05/04/2016	No	C	160800														0.02		No	
Conopco, Inc. (Site #2)	#1	40	01/05/2016	No	C	168600														0.006		No	
Continental Plastics & Packaging	#1	35	07/13/2016	No	G						0.09	0.05	0.04	0.23									No
Continental Plastics & Packaging	#1	35	01/14/2016	No	G						0.09	0.05	0.04	0.28									No
Cool Air Creations Inc.	#2	99	10/20/2016	No	G					0.005	0.02			0.02									No
Cool Air Creations Inc.	#2	99	04/19/2016	No	G					0.005	0.05			0.18									No
Cool Air Creations Inc.	#1	99	04/19/2016	No	G					0.008	0.04			0.08									No
Cool Air Creations Inc.	#1	99	10/20/2016	No	G					0.005	0.02			0.02									No
Cooley, Incorporated	#2	53	07/11/2016	No	G																12		No

Bucklin Point
Non-Significant User
Compliance Monitoring Results - 2016

Company	Sample Location	Category	Sample Date	NBC Sample	Type	Flow	Volume	CDF	Cd	Cr	Cu	Pb	Ni	Zn	Cn	Ag	BOD	TSS	TTO	Total O & G	Other Parameters	Violation				
Cooley, Incorporated	#2	53	01/08/2016	No	G																5		No			
Cooley, Incorporated	#1	53	07/11/2016	No	G				0.01	0.02	0.064	0.02	0.05	0.069		0.01							No			
Cooley, Incorporated	#1	53	01/08/2016	No	G				0.01	0.02	0.529	0.02	0.05	1.38		0.01							No			
Crest Manufacturing Company	#1	52	04/21/2016	No	G																76.4		No			
Crooked Current Brewery	#1	89	06/16/2016	No	G												38563	237					No			
Crown Collision Center	#1	97	03/24/2016	No	G							0.015	0.014	0.94								5	No			
Crown Collision Center	#1	97	09/08/2016	No	G		1000					0.07	0.08	1.6								61.7	No			
CVS Pharmacy, Inc.	#2	86	05/19/2016	No	G				0.002	0.025	0.113	0.025	0.025	0.083		0.025							No			
CVS Pharmacy, Inc.	#1	86	05/19/2016	No	G				0.002	0.025	0.103	0.025	0.025	0.075		0.025							No			
D. Miller's Auto Body	#1	97	07/29/2016	No	G																	6	No			
D. Miller's Auto Body	#1	97	01/28/2016	No	G																	8	No			
Dave's Marketplace	#1	82	01/14/2016	No	G																	43	No			
Dave's Marketplace	#1	82	08/12/2016	No	G																	80	No			
David London and Company	#1	35	01/14/2016	No	G																	2	No			
David London and Company	#1	35	07/20/2016	No	G																	1	No			
Dimitri Ganim, DDS	#1	94	10/14/2016	No	G											0.01							pH = 60.178	No		
Dimitri Ganim, DDS	#1	94	04/06/2016	No	G											0.01								pH = 60.152	No	
Dimitri Ganim, DDS	#1	94	10/25/2016	No	G																			pH = 0	No	
Drs. Ward and Vaudry	#1	94	05/31/2016	No	G																				pH = 1	No
Dupuis Oil	#1	97	04/26/2016	No	G																	6.3		No		
Dupuis Oil	#1	97	10/24/2016	No	G																	3.9		No		
East Providence Fire Station #3	#1	97	04/08/2016	No	G																	22		No		
East Providence Fire Station #3	#1	97	07/20/2016	No	G																	73		No		
East Providence Fire Station #3	#1	97	04/01/2016	No	G																	10		No		
East Providence Fire Station #3	#1	97	03/25/2016	No	G																	53		No		
East Providence Fire Station #3	#1	97	01/28/2016	No	G																	290		Yes		
East Providence Fire Station #3	#1	97	03/18/2016	No	G																	93		No		
Enterprise Rent-A-Car of R.I. (Broadway)	#1	37	04/28/2016	No	G		50															38.4		No		
Enterprise Rent-A-Car of R.I. (Broadway)	#1	37	10/31/2016	No	G		200															19.8		No		
Erick Market & More Inc.	#1	71	05/26/2016	No	G																				No	
Finlay Extracts & Ingredients USA, Inc.	#1	34	05/04/2016	Yes	C		6100										1015.19	112						Ammonia = 0.1598 TKN = 430.11 Total Nitrogen = 430.11 Nitrate+Nitrite = 20.15	No	
Finlay Extracts & Ingredients USA, Inc.	#1	34	07/18/2016	No	C	4800											1700	70							No	
Finlay Extracts & Ingredients USA, Inc.	#1	34	10/03/2016	No	C												600	160							No	
Finlay Extracts & Ingredients USA, Inc.	#1	34	04/19/2016	No	C	4021											1900	300							No	
Finlay Extracts & Ingredients USA, Inc.	#1	34	01/25/2016	No	C												1700	3100							No	
Flor Di Brava	#1	81	04/20/2016	No	G																	44		No		
Foolproof Brewing Co., LLC	#1	89	09/15/2016	No	G												225	263							No	
Foolproof Brewing Co., LLC	#1	89	01/21/2016	No	G												4	9							No	
Fujifilm Electronic Materials USA, Inc.	#1	59	08/29/2016	No	G		870	Y	0.002	0.025	0.316	0.025	0.025	0.05		0.025									No	
Guatemex Bakery	#1	81	06/16/2016	No	G																	1		No		
Guatemex Bakery	#1	81	01/06/2016	No	G																	21		No		
Hartley's Pork Pies	#1	81	04/11/2016	No	G																	2		No		
Hartley's Pork Pies	#1	81	10/11/2016	No	G																	2		No		
Hasbro, Inc.	#2	27	10/13/2016	No	G				0.002	0.025	0.431	0.025	0.025	0.05		0.025								No		
Hasbro, Inc.	#2	27	04/07/2016	No	G				0.002	0.025	0.48	0.025	0.025	0.05		0.051								No		
Hasbro, Inc.	#1	27	10/13/2016	No	G																	0.282		No		
Hasbro, Inc.	#1	27	04/07/2016	No	G																	0.002		No		
Highridge Swim & Tennis Club	#1	89	07/25/2016	No	G																	1		No		
Hindley Manufacturing Company	#1	21	04/12/2016	No	G		450		0.004	0.011	0.07	0.005	0.704	0.35		0.005						2		No		

Bucklin Point
Non-Significant User
Compliance Monitoring Results - 2016

Company	Sample Location	Category	Sample Date	NBC Sample	Type	Flow	Volume	CDF	Cd	Cr	Cu	Pb	Ni	Zn	Cn	Ag	BOD	TSS	TTO	Total O & G	Other Parameters	Violation		
Hindley Manufacturing Company	#1	21	10/20/2016	No	G		450		0.011	0.041	0.17	0.021	1.07	0.98		0.005					32		No	
Homestead Baking Company	#1	81	04/11/2016	No	G																	25.6		No
Homestead Baking Company	#1	81	10/19/2016	No	G																	71.2		No
Hope Global	#2	23	10/13/2016	No	G	990	280	N														4.1		No
Hope Global	#2	23	04/12/2016	No	G			N														5.9		No
Hope Global	#1	23	10/13/2016	No	C					0.025	0.045		0.025	0.05			49					8.9		No
Hope Global	#1	23	04/12/2016	No	C	978				0.025	0.035		0.025	0.05			36	49				18		No
Impact Custom Apparel, LLC	#1	99	11/07/2016	No	G					0.005	0.04			0.03										No
Impact Custom Apparel, LLC	#1	99	06/24/2016	No	G					0.005	0.05			0.03										No
Impact Custom Apparel, LLC	#1	99	01/11/2016	No	G					0.001	0.053			0.044										No
Imperial Packaging Corporation	#1	49	04/12/2016	No	G									0.339										No
Imperial Packaging Corporation	#1	49	10/12/2016	No	G									0.158										No
Industrial Container Services - RI, LLC	#1	44	10/21/2016	No	G																	0.5		No
Industrial Container Services - RI, LLC	#1	44	04/12/2016	No	G																	3.7		No
Ink Solution	#1	99	04/29/2016	No	G					0.05	0.02			0.21										No
Ink Solution	#1	99	10/31/2016	No	G					0.05	0.04			0.59										No
International Accessories	#2	71	06/09/2016	No	G		2000		0.005	0.01	0.029	0.01	0.025	0.053		0.005								No
International Accessories	#2	71	10/05/2016	No	G		2000		0.01	0.02	0.054	0.02	0.05	0.211		0.01								No
International Accessories	#1	71	07/11/2016	No	G					0.02	0.176			0.129										No
International Accessories	#1	71	01/04/2016	No	G					0.02	0.032			0.175										No
International Market Cafe'	#1	81	05/23/2016	No	G																	3		No
International Market Cafe'	#1	81	12/09/2016	No	G																	2		No
International Meat Market	#2	81	11/28/2016	No	G																	16		No
International Meat Market	#2	81	05/23/2016	No	G																	2		No
International Meat Market	#1	81	05/23/2016	No	G																	5		No
International Meat Market	#1	81	11/28/2016	No	G																	6		No
International Packaging Corp.	#1	53	06/09/2016	No	G		12000		0.005	0.01	0.09	0.01	0.025	0.351		0.005								No
J.I.F. Investment Co., Inc.	#1	97	04/27/2016	No	G																	14		No
J.I.F. Investment Co., Inc.	#1	97	10/28/2016	No	G																	13		No
JAR Bakers Supply	#1	81	06/06/2016	No	G												31825	1961						No
K&W Webbing Company	#1	23	06/02/2016	No	G		30			0.005	0.16			0.04										No
K&W Webbing Company	#1	23	06/09/2016	No	G		37			0.005	0.22			0.02										No
K&W Webbing Company	#1	23	10/25/2016	No	G		200			0.01	0.16			0.07										No
K&W Webbing Company	#1	23	04/25/2016	No	G		300			0.005	0.12			5.91										Yes
K&W Webbing Company	#1	23	05/19/2016	No	G		250			0.005	0.25			0.09										No
K&W Webbing Company	#1	23	05/26/2016	No	G		38			0.005	0.08			0.04										No
Key Container Corporation	#1	24	07/26/2016	No	G	450						0.02	0.02	0.05										No
Key Container Corporation	#1	24	01/12/2016	No	G		450				0.02	0.04		0.052										No
L&B Foods, Inc.	#2	81	01/06/2016	No	G																	4.1		No
L&B Foods, Inc.	#2	81	07/11/2016	No	G																	8.2		No
L&B Foods, Inc.	#1	81	01/06/2016	No	G																	2.7		No
L&B Foods, Inc.	#1	81	07/11/2016	No	G																	14.3		No
Lindbergh Auto Body, Inc.	#1	97	02/01/2016	No	G																	1		No
Lindbergh Auto Body, Inc.	#1	97	08/16/2016	No	G																	1		No
M & M NY System	#1	85	03/16/2016	No	G																	2		No
M & M NY System	#1	85	09/11/2016	No	G																	2		No
Main Street Market, Inc.	#1	82	02/23/2016	No	G																	4		No
Main Street Market, Inc.	#1	82	02/29/2016	No	G																	6		No
Main Street Market, Inc.	#1	82	02/17/2016	No	G																	4		No
Main Street Market, Inc.	#1	82	02/09/2016	No	G																	6		No
Main Street Market, Inc.	#1	82	01/27/2016	No	G																	208		Yes
Main Street Market, Inc.	#1	82	07/26/2016	No	G																	53		No

Bucklin Point
Non-Significant User
Compliance Monitoring Results - 2016

Company	Sample Location	Category	Sample Date	NBC Sample	Type	Flow	Volume	CDF	Cd	Cr	Cu	Pb	Ni	Zn	Cn	Ag	BOD	TSS	TTO	Total O & G	Other Parameters	Violation	
Poly/Spurse, Corp.	#1	22	04/05/2016	No	C	420				0.05	0.45			0.02								No	
Precision Harley - Davidson, Inc.	#1	97	10/19/2016	No	G																32		No
Precision Harley - Davidson, Inc.	#1	97	04/05/2016	No	G																27		No
Printmakers, Inc.	#1	93	10/17/2016	No	G	71										0.03						pH = 80.15	No
Printmakers, Inc.	#1	93	04/11/2016	No	G	33										0.08						pH = 70.116	No
Rand Whitney Southeast Container, LLC	#1	24	01/08/2016	No	G		100			0.005	0.05			0.12							37		No
Rand Whitney Southeast Container, LLC	#1	24	07/31/2016	No	G		100			0.483	0.5			0.51							34.8		No
Rand Whitney Southeast Container, LLC	#1	24	10/24/2016	No	G		200					1.02											No
Rand Whitney Southeast Container, LLC	#1	24	04/15/2016	No	G		100			0.005	0.02			0.03							5		No
Rand Whitney Southeast Container, LLC	#1	24	10/14/2016	No	G		200			0.453	2.12			0.59							15		Yes
Rhode Island Textile Company	#1	71	04/22/2016	No	G		200			0.09	1.12	0.05		1.36							9.3		No
Ribatejo Fish Market	#1	82	01/26/2016	No	G																23.1		No
Ribatejo Fish Market	#1	82	08/01/2016	No	G																33.5		No
RIDCO Casting Co.	#1	21	06/14/2016	No	G									0.23									No
Russell S. Chin, DDS, Ltd.	#1	94	04/01/2016	No	G											0.05							No
Russell S. Chin, DDS, Ltd.	#1	94	10/06/2016	No	G											0.005							No
Schofield Printing, Inc.	#1	99	07/18/2016	No	G				0.02	0.05	0.3												No
Schofield Printing, Inc.	#1	99	01/14/2016	No	G				0.02	0.07	0.32												No
Seven Stars Bakery - Pawtucket	#1	81	01/05/2016	No	G																41		No
Seven Stars Bakery - Pawtucket	#1	81	07/12/2016	No	G																120		No
Sewrite Embroidery	#1	99	10/28/2016	No	G					0.005	0.129			0.121									No
Sewrite Embroidery	#1	99	04/25/2016	No	G					0.005	0.12			0.07									No
Shaydan Inc.	#1	85	04/11/2016	No	G																91		No
Shaydan Inc.	#1	85	10/10/2016	No	G																61		No
Simmering Soup Kitchen, LLC	#2	71	01/20/2016	No	G												8	2			0.5		No
Sonid LLC	#1	81	06/10/2016	No	G																4		No
Sonid LLC	#1	81	02/25/2016	No	G																34		No
Spirit Recognition	#1	99	04/14/2016	No	G					0.05	0.26			0.01									No
Spirit Recognition	#1	99	10/20/2016	No	G					0.05	0.63			0.47									No
Stop & Shop Supermarket #704	#1	82	12/20/2016	No	G																80		No
Stop & Shop Supermarket #704	#1	82	06/13/2016	No	G																68		No
Stop & Shop Supermarket #704	#1	82	09/19/2016	No	G																78		No
Stop & Shop Supermarket #704	#1	82	03/07/2016	No	G																41		No
Stop & Shop Supermarket #710	#1	82	06/13/2016	No	G																94		No
Stop & Shop Supermarket #710	#1	82	04/05/2016	No	G																66		No
Stop & Shop Supermarket #710	#1	82	03/29/2016	No	G																120		No
Stop & Shop Supermarket #710	#1	82	03/22/2016	No	G																120		No
Stop & Shop Supermarket #710	#1	82	03/17/2016	No	G																51		No
Stop & Shop Supermarket #710	#1	82	03/07/2016	No	G																310		Yes
Stop & Shop Supermarket #710	#1	82	12/20/2016	No	G																67		No
Stop & Shop Supermarket #710	#1	82	09/19/2016	No	G																62		No
Stop & Shop Supermarket #712	#1	82	09/19/2016	No	G																84		No
Stop & Shop Supermarket #712	#1	82	06/13/2016	No	G																72		No
Stop & Shop Supermarket #712	#1	82	12/20/2016	No	G																94		No
Stop & Shop Supermarket #712	#1	82	03/07/2016	No	G																71		No
Suburban Contract Cleaning	#1	99	05/10/2016	No	G																7.7		No
Suburban Contract Cleaning	#1	99	11/22/2016	No	G																20.5		No
Sunshine Market	#1	81	08/11/2016	No	G																64.4		No
Tastex Corporation	#1	23	10/11/2016	No	G		778										48	2			4.1	pH = 70.12	No
Tastex Corporation	#1	23	04/19/2016	No	G		269										330	3.3			0.5		No
Teknor Apex - Mendon	#1	37	10/04/2016	No	G																13		No
Teknor Apex - Mendon	#1	37	04/08/2016	No	G																3.8		No

Bucklin Point
 Non-Significant User
 Compliance Monitoring Results - 2016

Company	Sample Location	Category	Sample Date	NBC Sample	Type	Flow	Volume	CDF	Cd	Cr	Cu	Pb	Ni	Zn	Cn	Ag	BOD	TSS	TTO	Total O & G	Other Parameters	Violation	
Wildtree Herbs, Inc.	#1	81	07/11/2016	No	G	126															85		No
Xelapan Bakery and Convenience	#1	81	08/03/2016	No	G																39		No
Xelapan Bakery and Convenience	#1	81	02/01/2016	No	G																61.8		No
Zaccagnini's Pastry Shoppe	#1	81	10/24/2016	No	G																49.6		No
Zaccagnini's Pastry Shoppe	#1	81	04/20/2016	No	G																2.7		No

ATTACHMENT VOLUME II

SECTION 7

***SURVEILLANCE MANHOLE
MONITORING DATA AND LEGEND***

COMPLIANCE MONITORING LEGEND

Parameter Legend

Cd = Cadmium

Cr = Chromium

Cu = Copper

Pb = Lead

Ni = Nickel

Ag = Silver

Zn = Zinc

CN = Cyanide

Hg = Mercury

Mo = Molybdenum

As = Arsenic

Sn = Tin

VOC = Volatile Organic Compounds

Se = Selenium

O & G = Oil and Grease

BOD = Biochemical Oxygen Demand

TSS = Total Suspended Solids

TTO = Total Toxic Organics

TRC = Total Residual Chlorine

***SURVEILLANCE MANHOLE
MONITORING DATA
AND LEGEND***

FIELD'S POINT

**Field's Point
Manhole Legend**

<u>Manhole #</u>	<u>Description</u>	<u>City</u>
0	Field's Point Influent	Providence
1	Ernest Street Pump Station Wet Well	Providence
01A	Allens Avenue Interceptor	Providence
01B	Ernest Street Pump Station (Ellenfield Street Interceptor)	Providence
01C	Ernest Street Pump Station (Diversion Structure)	Providence
01D	Ernest Street Pump Station (Ellenfield Int/Diversion Structure Combo)	Providence
2	Washington Park Pump Station	Providence
3	Shipyard Street	Providence
04A	D.S. Armbrust International - Chapman Street	Providence
04B	U.S. Armbrust International - Chapman Street	Providence
05A	D.S. 24 Baker Street	Providence
05B	U.S. 24 Baker Street	Providence
06A	Baker Street	Providence
06B	Baker Street	Providence
7	Ellenfield Street	Providence
07A	D.S. 85 Ellenfield Street	Providence
07B	U.S. 85 Ellenfield Street	Providence
08A	D.S. Ira Green - Toronto Street	Providence
08B	U.S. Ira Green - Toronto Street	Providence
09A	D.S. Technodic, U.S. 225 Carolina & 215 Georgia - Georgia Ave.	Providence
09B	U.S. Technodic - Georgia Avenue	Providence
09C	U.S. Technodic - Georgia Avenue	Providence
10A	D.S. 225 Carolina & 215 Georgia - Georgia Avenue	Providence
11A	D.S. Monarch Metal Finishing - Virginia Avenue	Providence
11B	D.S. Monarch Metal Finishing - Toronto Avenue	Providence
11C	U.S. Monarch Metal Finishing - Toronto Avenue	Providence
12A	D.S. Formerly C&C Rhode Island - Virginia Avenue	Providence
12B	U.S. Formerly C&C Rhode Island - Virginia Avenue	Providence
13A	D.S. Mahr Federal	Providence
13B	U.S. Mahr Federal	Providence
14A	D.S. 82 Aldrich Street	Providence
14B	U.S. 82 Aldrich Street	Providence
15A	Hylestead Street	Providence
15B	Hylestead Street	Providence
16A	Blundell Street	Providence
16B	Blundell Street	Providence
17A	D.S. Univar USA - Field's Point Drive	Providence
18A	Spooner Street	Providence
19A	D.S. Eddy Street At Wyatt	Providence
19B	U.S. Eddy Street Between Oxford And Mutual	Providence
20A	D.S. R.E. Sturdy - Seymour Street	Providence
21A	D.S. 60 Seymour Street - Warren Way	Providence
22A	D.S. Northland Environmental - Allens Avenue	Providence
22B	Allens Avenue And Blackstone Street	Providence
22C	U.S. Of Henderson Street On Allens Avenue	Providence
23A	D.S. Ideal Plating - Public Street	Providence
23B	U.S. Ideal Plating - Public Street	Providence

**Field's Point
Manhole Legend**

<u>Manhole #</u>	<u>Description</u>	<u>City</u>
24A	D.S. Former Herff Jones - Temple Street	Providence
24B	U.S. Former Herff Jones - Temple Street	Providence
25A	D.S. 908 Eddy Street	Providence
25B	U.S. 908 Eddy Street	Providence
28A	Eddy Street	Providence
28B	Eddy Street	Providence
29A	Willard Avenue	Providence
29B	Willard Avenue	Providence
30A		Providence
30B		Providence
31A	D.S. Formerly Victory Finishing Technology - Eddy Street	Providence
31B	U.S. Formerly Victory Finishing Technology - Globe Street	Providence
31C	U.S. Formerly Victory Finishing Technology - Eddy Street	Providence
32A	D.S. Dominion Energy - Manchester Street	Providence
33A	Pine Street	Providence
33B	Pine Street	Providence
34A	D.S. 157 Clifford Street	Providence
34B	U.S. 157 Clifford Street	Providence
36A	Chestnut Street	Providence
36B	Chestnut Street	Providence
37A	Ship Street	Providence
37B	Ship Street	Providence
38A	Elm Street	Providence
38B	Chestnut Street	Providence
39A	D.S. Former Regal Plating - Chestnut Street	Providence
39B	U.S. Former Regal Plating - South Street	Providence
40A	South Street	Providence
40B	South Street	Providence
41A	Parsonage Street	Providence
42A	D.S. 45 Borden Street - Crary Street	Providence
42B	U.S. 45 Borden Street - Crary Street	Providence
43A	D.S. Former Esposito Jewelry - Dupont Dr.	Providence
43B	U.S. Former Esposito Jewelry - Dupont Dr.	Providence
44A	D.S. Former T. Sardelli - Dupont Dr.	Providence
44B	U.S. Former T. Sardelli - Dupont Dr.	Providence
45A	D.S. C&J Jewelry - Dupont Dr.	Providence
45B	U.S. C&J Jewelry - Dupont Dr.	Providence
46A	D.S. 88 Niantic Avenue - Dupont Dr.	Providence
47A	D.S. Former Park Lane / Colibri - Niantic Ave.	Providence
47B	U.S. Former Park Lane / Colibri - Niantic Ave.	Providence
48A	D.S. Uncas Manufacturing/Alloy Holdings - Niantic Ave.	Providence
48B	U.S. Uncas Manufacturing/Alloy Holdings - Niantic Ave.	Providence
49A	Salem St.	Providence
49B	Salem St.	Providence
50A	D.S. Industrial Park (Dupont Dr. & Niantic Ave.) Burrington St.	Providence
50B	D.S. Former Esposito and Sardelli - Dupont Drive	Providence
50C	D.S. C & J and Park Lane/Colibri - Dupont Drive	Providence

**Field's Point
Manhole Legend**

<u>Manhole #</u>	<u>Description</u>	<u>City</u>
51	D.S. Everybody On PR5 Except Ind. Park - Huntington St.	Providence
52A	D.S. New England Ind. - Melrose St.	Providence
52B	U.S. New England Ind. - Potters Ave.	Providence
53A	D.S. Surface Coatings - Plymouth St.	Providence
53B	U.S. Surface Coatings - Plymouth St.	Providence
54A	Cranston St.	Providence
54B	Cranston St.	Providence
55A	Bellevue Ave.	Providence
55B	Bellevue Ave.	Providence
56A	D.S. Spencer Plating, U.S D&D Chrome - Dexter St.	Providence
56B	U.S. Spencer Plating - Dexter St.	Providence
56C	Dexter St.	Providence
57A	D.S. 43 Bucklin St.	Providence
57B	U.S. 43 Bucklin St.	Providence
58A	D.S. Allied Business Forms - Bucklin St.	Providence
58B	U.S. Allied Business Forms - Bucklin St.	Providence
59A	D.S. Pilgrim Screw - Dexter St.	Providence
59B	U.S. Pilgrim Screw - Dexter St.	Providence
59C	Dexter St.	Providence
60A	D.S. 56 Sprague St.	Providence
60B	U.S. 56 Sprague St.	Providence
61A	D.S. Klitzner Industries - Westfield St.	Providence
61B	U.S. Klitzner Industries - Westfield St.	Providence
62A	D.S. Prov. Journal (Fountain St) - Fountain St.	Providence
62B	U.S. Prov. Journal (Fountain St) - Fountain St.	Providence
63A	D.S. Prov. Journal (Prod. Facility) - Kinsley Ave.	Providence
63B	U.S. Prov. Journal (Prod. Facility) - Kinsley Ave.	Providence
64A	D.S. 30 Desoto St.	Providence
65A	D.S. International Chromium Plating - Addison Place	Providence
65B	U.S. International Chromium Plating - Addison Place	Providence
66A	Erickson Place	Providence
68A	D.S. 335 Valley St.	Providence
68B	U.S. 335 Valley St.	Providence
69A	D.S. Monarch Metal - Aurora St.	Providence
69B	U.S. Monarch Metal - Aurora St.	Providence
69C		Providence
69D		Providence
70A	D.S. A&F Plating & Universal Plating - River Ave.	Providence
70B	U.S. A&F Plating & Universal Plating - River Ave.	Providence
70C	U.S. Universal Plating, D.S. A&F Plating - River Avenue	Providence
71A	D.S. 555 Valley - Hemlock St.	Providence
71B	U.S. 555 Valley - Hemlock St.	Providence
72A	Drive Way Of 350 Kinsley Ave. Mill Complex	Providence
72B	Kinsley Ave.	Providence
73A	D.S. U.S. Former General Plating - Harris Ave.	Providence
73B	U.S. 586 Atwells Ave - Harris Ave.	Providence
73C	D.S. Former General Plating - Harris Ave.	Providence

**Field's Point
Manhole Legend**

<u>Manhole #</u>	<u>Description</u>	<u>City</u>
74A	Curtis St.	Providence
75A	U.S. Umicore - Sims St.	Providence
75B	D.S. Umicore, U.S. Oster Alloys & Callico Metals - Sims St.	Providence
75C	D.S. Oster Alloys & Callico Metals, U.S. 498 Kinsley. - Sims St.	Providence
75D	D.S. 498 Kinsley - Sims St.	Providence
76A	Olneyville Drainage District - Valley St.	Providence
77A	D.S. Atlantic Mills Complex - Manton Ave.	Providence
77B	U.S. Atlantic Mills Complex - Manton Ave.	Providence
78A	Delaine Street	Providence
79A	D.S. Genesis Marketing Group - Agnes St.	Providence
79B	U.S. Genesis Marketing Group - Magnolia St.	Providence
79C	U.S. D & L Sales	Providence
79D	D.S. D & L Sales	Providence
80A	D.S. Apex Plating - Hartford Ave.	Providence
80B	U.S. Apex Plating - Hartford Ave.	Providence
81A	D.S. Contract Specialities - Hartford Ave.	Providence
81B	U.S. Contract Specialities - Hartford Ave.	Providence
82A	King Phillip St.	Providence
82B	King Phillip St.	Providence
83A	D.S. 50 Valley St.	Providence
83B	U.S. 50 Valley St.	Providence
84A	D.S. 415 Valley St.	Providence
84B	U.S. 415 Valley St.	Providence
85A	Spruce Street	Providence
85B	Spruce Street	Providence
86A	D.S. 219 West Park St.	Providence
86B	U.S. 219 West Park St.	Providence
87A	D.S. 69 Bath St.	Providence
87B	U.S. 69 Bath St.	Providence
88A	West River St.	Providence
88B	West River St.	Providence
89A	D.S. Home Depot Charles St.	Providence
89B	U.S. Home Depot- Charles St.	Providence
90A	D.S. Drew Easton Company - Whipple St.	Providence
90B	U.S. Drew Easton Company - Whipple St.	Providence
91A	D.S. Fashion Accents - Nashua St.	Providence
91B	U.S. Fashion Accents - Nashua St.	Providence
92A	D.S. Eastern Color & Chemical - Livingston St.	Providence
92B	U.S. Eastern Color & Chemical - Livingston St.	Providence
93A	D.S. GCI - Touro St.	Providence
93B	U.S. GCI - Touro St.	Providence
94A	D.S. JRB Associates - Silver Spring St.	Providence
94B	U.S. JRB Associates - Silver Spring St.	Providence
94C	D.S. JRB Associates And Royal Little Drive- Silver Spring St.	Providence
95A	Branch Ave.	Providence
95B	Branch Ave.	Providence
96A	D.S. 812 Charles St.	Providence

**Field's Point
Manhole Legend**

<u>Manhole #</u>	<u>Description</u>	<u>City</u>
96B	U.S. 812 Charles St.	Providence
97A	D.S. H&M industries - Douglas Ave.	Providence
97B	U.S. H&M industries - Douglas Ave.	Providence
98A	D.S. Electrolizing - Houghton Street	Providence
100A	D.S. International Etching - Ninigret Ave.	Providence
100B	U.S. International Etching - Ninigret Ave.	Providence
101A	D.S. EBA Inc., dba Kadak Jewelry - Meadow St.	Providence
101B	U.S. EBA Inc., dba Kadak Jewelry - Meadow St.	Providence
102A	D.S. 409 Pine Street - Pine St.	Providence
102B	U.S. 409 Pine Street - Pine St.	Providence
103	India Street Siphon	Providence
103A	India Street At South Water St.	Providence
104A	Valley Street At Amhearst	Providence
105A	D.S. Atamian - Silver Spring St.	Providence
106A	D.S. Sage Mfg. - Dexter St.	Providence
106B	U.S. Sage Mfg, D.S. D&D Chrome. - Dexter St.	Providence
107A	D.S. 15 Clarkson St.	Providence
107B	U.S. 15 Clarkson St.	Providence
108A	Washington St. Near Knight	Providence
109A	D.S. Mutual Metals - Corliss Street	Providence
109B	U.S. Mutaul Metals - Corliss Street	Providence
170A	D.S. 70 Royal Little Drive	Providence
170B	U.S. 70 Royal Little Drive	Providence
175A	D.S. RIPTA - Melrose Street	Providence
175B	U.S. RIPTA - Melrose Street	Providence
180A	D.S. Style Accessories - Acorn Street	Providence
180B	U.S. Style Accessories - Acorn Street	Providence
190	U.S. Manton Meter (Providence / Johnston Line)	Providence
193A	D.S. J.C. Gorham	Providence
193B	U.S. J.C. Gorham	Providence
200	South of Pumping Location @ Canada Pond	Providence
181A	D.S. International Insignia - Carolina Avenue	Providence
181B	U.S. International Insignia - Carolina Avenue	Providence
194	India Point Siphon	Providence
195	Davis Park	Providence
196	Branch Avenue at Silver Spring under Bridge	Providence
197	Dorrance and Dyer on Sidewalk	Providence
200	US Redwing St - West Side of Tracks	Providence
201	South of Reservoir - West Side of Tracks	Providence
500	Plainfield Street at Gifford Street	Providence
501	Plainfield Street before Webster	Providence
502	Duneford and Plainfield Street	Providence
503	Webster and plainfield	Providence
202A	DS Kirks Folly on Chapman St,	Providence
202B	US Kirks Folly on chapman st.	Providence
203A	DS Crisloid	Providence
203B	US Crisloid	Providence

**Field's Point
Manhole Legend**

<u>Manhole #</u>	<u>Description</u>	<u>City</u>
204A	DS Metallurgical Solutions	Providence
204B	US Metallurgical Solutions	Providence
110A	D.S. 178 George Waterman Ave.	Johnston
110B	U.S. 178 George Waterman Ave.	Johnston
111A	D.S. G. Tanury - Railroad Ave.	Johnston
111B	U.S. G. Tanury - Railroad Ave.	Johnston
112A	D.S. 2 Putnam Avenue - Railroad Ave.-	Johnston
112B	U.S. 2 Putnam Avenue - Putnam Pike	Johnston
113A	D.S. 1 Goldsmith Street	Johnston
114A	D.S. 770 Hartford Ave.	Johnston
114B	U.S. 770 Hartford Ave.	Johnston
115A	D.S. 7 Victory Avenue - Oakdale Ave.	Johnston
116A	D.S. E & M Enterprises Ltd. - Dyerville Ave.	Johnston
116B	U.S. E & M Enterprises Ltd. - Dyerville Ave.	Johnston
117A	D.S. Alviti Tool & Die - Dyerville Ave.	Johnston
117B	U.S. Alviti Tool & Die - Hedley St.	Johnston
118A	D.S. 1284 Plainfield St.	Johnston
118B	U.S. 1284 Plainfield St.	Johnston
119A	D.S. Designs International - Hartford Ave.	Johnston
119B	U.S. Designs International - Hartford Ave.	Johnston
120	Plainfield Street, Johnston between School and Willow Street	Johnston
120A	D.S. 1309 Plainfield St.	Johnston
120B	U.S. 1309 Plainfield St.	Johnston
122A	D.S. Eastern Screw, U.S. Unique Plating - Mill St.	Johnston
122B	D.S. Unique Plating, U.S. AG&G - Mill St	Johnston
122C	D.S. AG&G, Unique & Eastern Screw - Mill St.	Johnston
123A	D.S. Difruscia - Starr St.	Johnston
123B	U.S. Difruscia Plating - Starr St.	Johnston
124A	D.S. Tri-Jay - Industrial Lane	Johnston
124B	U.S. Tri-Jay - Industrial Lane	Johnston
125A	D.S. Tri-Jay - Industrial Lane Pump Station	Johnston
126A	Plainfield Street At Pocassett Street	Johnston
127A	D.S. ToolCraft/Rumart - Hartford Avenue	Johnston
127B	U.S. ToolCraft/RuMart D.S. KB Surfaces - Hartford Avenue	Johnston
127C	U.S. KB Surfaces - Hartford Avenue	Johnston
130A	DS Prince Enameling - Alcazar Avenue	Johnston
130B	US Prince Enameling - Borden and Alcazar Avenue	Johnston
150A	D.S. Induplate, Evans Plating - Steere St.	North Providence
151A	D.S. Induplate - Waterman Avenue at Woodcliffe	North Providence
151B	U.S. Induplate - Waterman Avenue at Sawin	North Providence
151C	U.S. Induplate - Greystone Avenue	North Providence
153A	D.S. DFI-EP, LLC - North Prov. - Waterman Ave.	North Providence
153B	U.S. DFI-EP, LLC - North Prov. - Waterman Ave.	North Providence
154A	D.S. 12 Humbert St.	North Providence
154B	U.S. 12 Humbert St.	North Providence
155A	Charles Street	North Providence
155B	Charles Street	North Providence

**Field's Point
Manhole Legend**

<u>Manhole #</u>	<u>Description</u>	<u>City</u>
156A	D.S. A. Harrison - Hurdis Street	North Providence
156B	U.S. A. Harrison - Hurdis Street	North Providence
157A	Douglas Avenue	North Providence
157B	Douglas Avenue	North Providence
158A	D.S. 184 Woonasquatucket Ave.	North Providence
158B	U.S. 184 Woonasquatucket Ave.	North Providence
159A	D.S. 1700 Smith Street	North Providence
159B	U.S. 1700 Smith Street	North Providence
161A	D.S. 2 Tag Drive - Tag Drive	North Providence
161B	U.S. 2 Tag Drive - Tag Drive	North Providence
165	639 Smithfield Road	North Providence
166	7 Joyce Street	North Providence
250A	Catch Basin In Parking Lot Of 1825 Mineral Spring Ave.	North Providence
250B	Catch Basin At Corner Of Mineral Spring Ave. & Hawthorne St.	North Providence
167	D.S. Annex Plating - Warren Avenue	North Providence

<u>Manhole #</u>	<u>Field's Point Sanitary Manholes</u>	<u>City</u>
S01	Regent Avenue at Huron	Providence
S02	Pearl Street	Providence
S03	New York Avenue	Providence
S04	Academy Avenue	North Providence
S05	Farm Street	Providence
S06	Pleasant Valley Parkway & River Avenue	Providence
S07	Linton Street	Providence
S08	Borden Avenue	Providence
S09	Governor Street	Providence
S10	River Road	Johnston
S11	Roanike Street	Providence
S12	Belmont Street	Providence
S13	Gruptone Street	Providence
S14	Teakwood Drvie	Providence
S15	Wood Street	North Providence
S16	Chapin Street	Johnston
S17	Ohio Avenue	Providence
S18	Mark Drive at Gillen Avenue	Providence
S19	California Avenue	Providence
S20	Gillen Avenue	North Providence
S21	South Larchmont	Providence
S22	791 Meadow Street DS Gillen Avenue at #42	North Providence
S23	792 Meadow Street at Gillen Avenue	North Providence
S24	180 Indiana Avenue	North Providence
S25	Melrose at Sumter	North Providence
S26	167 Vermont Avenue	Providence
S27	Manchester at Farm Road	Providence
S28	Ambrose Street	Providence
S29	Florence Street	North Providence
S30	Vermont Avenue	North Providence
S31	Gillen Avenue at Ambrose	North Providence
S32	Gillen Avenue at Florence	Providence
S33	Ellery Street	North Providence
S34	Oak Street	North Providence
S35	India at South Main Street	Providence
S36	Brook at India	Providence
S37	Whittier	Providence
S38	Webb Street	Providence
S39	Gillen Avenue at Lincoln	Providence
S40	Ambrose Street at Borah	Providence
S41	Bellevue Avenue	North Providence
S42	Ford Street	North Providence
S43	Washington Avenue	Providence

**Field's Point
Manhole Data - 2016**

Manhole #	Date	Cd	Cr	Cu	Pb	Ni	Ag	Zn	CN	pH	O & G	TTO	Other Parameters
F04	11/17/2016	0.015	0.075	2.330	0.250	0.090	0.284	1.640	0.008	7.7			
F04	12/22/2016	0.015	0.075	0.122	0.075	0.070	0.036	0.099	0.024	8.8			
F04A	5/19/2016	0.015	0.075	0.261	0.075	0.174	0.083	0.127	0.041	8.9			
F04B	5/18/2016												No Sample
F04B	12/21/2016												no sample
F07	7/7/2016	0.015	0.075	0.480	0.075	0.313	0.025	0.190		7.4			
F07	12/29/2016	0.015	0.075	0.331	0.075	0.050	0.025	0.066	0.011	8.0			
F08A	5/19/2016	0.015	0.075	6.150	0.075	0.974	0.025	1.340	0.084	8.5			
F08A	6/16/2016	0.015	0.075	0.081	0.075	0.050	0.025	0.060		8.4			
F08A	11/3/2016	0.015	0.075	0.071	0.075	0.125	0.025	0.164	0.013	8.2			
F08B	5/19/2016	0.015	0.154	0.098	0.075	0.050	0.025	0.298	0.005	8.7			
F08B	6/16/2016	0.015	0.144	0.114	0.075	0.050	0.025	0.478		8.0			
F08B	11/3/2016	0.015	0.095	0.066	0.075	0.050	0.025	0.233	0.007	8.9			
F09A	3/24/2016	0.015	1.380	0.302	0.075	0.111	0.025	0.476	0.031	9.7			
F09A	6/16/2016	0.015	0.610	0.178	0.075	0.055	0.025	0.299		8.1			
F09A	11/3/2016	0.015	0.594	0.159	0.075	0.050	0.025	0.337	0.013	8.9			
F09B	3/24/2016	0.015	0.075	0.085	0.075	0.050	0.025	0.154	0.005	8.5			
F09B	6/16/2016												No Sample
F09B	11/3/2016	0.015	0.075	0.238	0.075	0.050	0.025	0.909	0.005	7.9			
F09C	3/24/2016	0.015	0.075	1.050	0.075	0.050	0.025	3.490	0.007	7.6			
F100A	1/12/2016	0.015	0.075	0.026	0.075	0.050	0.025	0.125	0.004	7.9			
F100A	6/30/2016	0.015	0.075	0.044	0.075	0.050	0.025	0.126		7.0			
F100A	10/6/2016	0.015	0.075	0.020	0.075	0.050	0.025	0.060	0.052	6.8			
F100B	1/11/2016												No Sample
F100B	6/30/2016	0.015	0.075	0.025	0.075	0.050	0.025	0.077		7.8			
F100B	10/5/2016												No Sample
F111A	1/28/2016	0.015	0.075	4.090	0.075	12.800	0.085	2.520	0.072	8.7			
F111A	6/2/2016	0.015	0.075	2.030	0.075	1.460	0.026	0.169	0.029	10.4			
F111A	10/13/2016	0.015	0.075	0.870	0.075	2.540	0.025	0.573	0.653	6.4			
F111B	1/28/2016	0.015	0.075	0.020	0.075	0.050	0.025	0.060	0.004	7.2			
F111B	6/2/2016	0.015	0.075	0.107	0.075	0.050	0.025	0.180	0.005	7.2			
F111B	10/13/2016	0.015	0.075	0.020	0.075	0.050	0.025	0.060	0.006	6.8			
F116A	5/5/2016	0.015	0.075	0.107	0.075	0.050	0.025	0.128	0.007	7.1			
F116A	9/8/2016	0.015	0.075	0.107	0.075	0.050	0.025	0.203	0.005	7.4			
F116B	5/5/2016	0.015	0.075	0.050	0.075	0.050	0.025	0.093	0.004	7.1			
F116B	9/8/2016	0.015	0.075	0.051	0.075	0.050	0.025	0.135	0.004	7.3			
F11A	3/24/2016	0.015	0.153	0.762	0.075	0.498	0.025	0.284	0.167	8.4			

**Field's Point
Manhole Data - 2016**

Manhole #	Date	Cd	Cr	Cu	Pb	Ni	Ag	Zn	CN	pH	O & G	TTO	Other Parameters
F11A	6/16/2016	0.015	0.075	0.284	0.075	0.528	0.025	0.211		8.0			
F11A	11/3/2016	0.015	0.075	1.000	0.075	0.557	0.077	1.060	0.088	8.1			
F11B	3/24/2016	0.015	0.075	1.330	0.075	0.050	0.025	0.770	0.004	8.9			
F11B	6/16/2016	0.015	0.075	0.656	0.075	0.050	0.025	0.047		8.6			
F11B	11/3/2016	0.015	0.075	0.968	0.075	0.050	0.025	0.792	0.005	8.6			
F11C	3/24/2016	0.015	0.075	2.760	0.075	0.050	0.025	2.060	0.007	8.8			
F11C	6/16/2016	0.015	0.075	1.290	0.075	0.050	0.025	0.799		8.5			
F11C	11/3/2016	0.015	0.075	1.610	0.075	0.050	0.025	1.190	0.007	8.7			
F120	7/7/2016	0.015	0.075	0.056	0.075	0.050	0.025	0.205		6.4			
F120	12/29/2016	0.015	0.075	0.055	0.075	0.066	0.025	0.157	0.009	7.8			
F122A	1/21/2016	0.015	0.075	0.020	0.075	0.050	0.025	0.060	0.004	6.9			
F122A	6/2/2016	0.015	0.075	0.046	0.075	0.050	0.025	0.157	0.005	7.2			
F122A	9/8/2016	0.015	0.075	0.053	0.075	0.050	0.025	0.069	0.004	7.6			
F122B	1/21/2016	0.015	0.075	0.037	0.075	0.050	0.025	0.060	0.064	6.7			
F122B	6/2/2016	0.015	0.075	0.319	0.075	0.100	0.025	0.228	0.066	7.2			
F122B	9/8/2016	0.015	0.075	0.255	0.075	0.311	0.025	0.220	0.056	7.6			
F122C	1/21/2016	0.015	0.075	0.031	0.075	0.050	0.025	0.118	0.005	6.3			
F123A	1/21/2016	0.015	0.285	0.237	0.075	2.740	0.025	0.224	0.018	7.5			
F123A	6/30/2016	0.015	0.075	0.245	0.075	0.392	0.025	0.132		7.0			
F123B	1/21/2016	0.015	0.075	0.023	0.075	0.050	0.025	0.108	0.004	7.3			
F123B	6/30/2016	0.015	0.075	0.029	0.075	0.050	0.025	0.193		7.3			
F124A	2/24/2016	0.015	0.075	0.350	0.075	0.080	0.025	0.125	0.026	6.9			
F124A	6/2/2016	0.015	0.075	0.187	0.075	0.050	0.025	0.341	0.029	7.1			
F124A	8/18/2016	0.015	0.075	0.144	0.075	0.074	0.025	0.307	0.030	7.1			
F124B	2/24/2016	0.015	0.075	0.020	0.075	0.050	0.025	0.060	0.004	6.9			
F124B	6/2/2016	0.015	0.075	0.020	0.075	0.050	0.025	0.088	0.004	6.8			
F124B	8/18/2016	0.015	0.075	0.030	0.075	0.050	0.025	0.079	0.006	7.1			
F125A	7/7/2016	0.015	0.075	0.021	0.075	0.050	0.025	0.063		6.7			
F125A	12/29/2016	0.015	0.075	0.410	0.075	0.418	0.205	0.286	0.016	7.0			
F127A	2/24/2016	0.015	0.075	0.020	0.075	0.050	0.025	0.062	0.004	6.8			
F127A	8/18/2016	0.015	0.075	0.028	0.075	0.050	0.025	0.085	0.008	7.2			
F127B	2/24/2016	0.015	0.075	0.036	0.075	0.050	0.025	0.132	0.004	6.8			
F127B	8/18/2016	0.015	0.075	0.032	0.075	0.050	0.025	0.090	0.004	7.1			
F13A	4/7/2016	0.015	0.075	0.027	0.075	0.050	0.025	0.179	0.007	7.7			
F13A	9/22/2016	0.015	0.075	0.033	0.075	0.050	0.025	0.117		7.1			
F13B	4/7/2016	0.015	0.075	0.024	0.075	0.050	0.025	0.122	0.006	7.2			
F13B	9/22/2016	0.015	0.075	0.044	0.075	0.050	0.025	0.133	0.004	6.7			

**Field's Point
Manhole Data - 2016**

Manhole #	Date	Cd	Cr	Cu	Pb	Ni	Ag	Zn	CN	pH	O & G	TTO	Other Parameters
F150A	10/13/2016	0.015	0.264	0.077	0.075	0.416	0.025	0.970	0.038	7.5			
F151A	1/28/2016	0.015	0.410	0.027	0.075	0.138	0.025	0.580	0.017	7.0			
F151B	1/28/2016	0.015	0.075	0.020	0.075	0.050	0.025	0.060	0.004	7.3			
F151B	10/13/2016	0.015	0.075	0.025	0.075	0.050	0.025	0.131	0.004	7.1			
F153A	1/28/2016	0.015	0.728	0.348	0.075	0.378	0.025	3.750	0.036	7.1			
F153A	10/13/2016	0.015	0.466	0.075	0.075	0.150	0.025	0.989	0.011	7.6			
F153B	1/28/2016	0.015	0.208	0.027	0.075	0.069	0.025	0.286	0.010	7.0			
F153B	10/13/2016	0.015	0.401	0.061	0.075	0.135	0.025	0.817	0.011	7.6			
F156A	2/11/2016	0.015	0.075	0.020	0.075	0.050	0.025	0.092	0.004	7.8			
F156A	7/21/2016	0.015	0.075	0.863	0.075	0.050	0.046	0.523		6.5			
F156A	12/8/2016	0.015	0.075	0.043	0.075	0.050	0.025	0.244	0.004	6.9			
F156B	2/11/2016	0.015	0.075	0.168	0.075	0.050	0.025	0.171	0.004	7.6			
F156B	7/21/2016	0.015	0.075	0.031	0.075	0.050	0.025	0.176		6.2			
F156B	12/8/2016	0.015	0.075	0.029	0.075	0.050	0.025	0.085	0.005	7.6			
F167	4/21/2016	0.015	0.075	0.068	0.075	0.050	0.025	0.523	0.004	8.4			
F181A	4/7/2016	0.015	0.075	0.373	0.075	0.666	0.025	0.197	0.009	7.8			
F181A	9/22/2016	0.015	0.075	0.301	0.075	1.420	0.025	0.156	0.004	6.7			
F181B	4/6/2016												No Sample
F181B	9/21/2016												No Sample
F204A	4/7/2016	0.015	0.075	0.020	0.075	0.050	0.025	0.102	0.007	8.0			
F204A	9/22/2016	0.015	0.075	0.063	0.075	0.050	0.025	0.393	0.004	7.3			
F204B	4/7/2016	0.015	0.075	0.096	0.075	0.050	0.025	1.920	0.018	8.3			
F204B	9/21/2016												No Sample
F23A	1/12/2016	0.107	0.101	3.220	0.418	1.350	0.025	0.896	0.216	7.7			
F23A	8/4/2016	0.015	0.075	0.365	0.075	0.381	0.025	0.350		7.3			
F23A	11/17/2016	0.015	0.714	0.377	0.075	0.353	0.025	0.172	0.280	7.2			
F23B	1/12/2016	0.015	0.075	0.030	0.075	0.050	0.025	0.180		8.1			
F23B	8/4/2016	0.015	0.075	0.045	0.075	0.050	0.025	0.313		7.7			
F23B	11/17/2016	0.015	0.075	0.061	0.075	0.050	0.025	0.235	0.004	8.3			
F44A	7/7/2016	0.015	0.075	0.152	0.075	0.050	0.025	0.342		6.9			
F44A	12/29/2016	0.015	0.075	0.059	0.075	0.050	0.025	0.163	0.005	7.2			
F45A	5/5/2016	0.015	0.075	0.054	0.075	0.050	0.038	0.103	0.004	7.5			
F45A	7/7/2016	0.015	0.075	0.028	0.075	0.050	0.025	0.060		7.2			
F45A	9/8/2016	0.015	0.075	0.131	0.075	0.050	0.122	0.184	0.004	7.2			
F45A	12/29/2016	0.015	0.075	0.020	0.075	0.050	0.025	0.060	0.008	7.5			
F45B	5/5/2016	0.015	0.075	0.043	0.075	0.050	0.029	0.094	0.004	7.2			
F45B	9/8/2016	0.015	0.075	0.196	0.075	0.050	0.228	0.226	0.004	7.5			

**Field's Point
Manhole Data - 2016**

Manhole #	Date	Cd	Cr	Cu	Pb	Ni	Ag	Zn	CN	pH	O & G	TTO	Other Parameters
F48A	5/5/2016	0.015	0.075	0.050	0.075	0.050	0.025	0.060	0.004	7.4			
F48A	10/6/2016	0.015	0.075	0.023	0.075	0.050	0.025	0.060	0.004	6.8			
F48B	5/4/2016												No Sample
F48B	10/6/2016	0.015	0.075	0.087	0.075	0.050	0.057	0.071	0.004	7.1			
F51	7/7/2016	0.015	0.075	0.023	0.075	0.050	0.025	0.129		7.5			
F51	12/29/2016	0.015	0.075	0.042	0.075	0.050	0.025	0.278	0.005	7.2			
F53A	1/12/2016	0.015	0.748	0.415	0.075	1.010	0.025	1.860	0.409	7.1			
F53A	6/30/2016	0.015	0.167	0.243	0.075	4.060	0.025	1.320		6.8			
F53A	10/6/2016	0.015	0.974	1.030	0.075	3.470	0.025	1.530	0.327	7.0			
F53B	1/12/2016	0.015	0.075	0.021	0.075	0.050	0.025	0.171	0.004	7.8			
F53B	6/30/2016	0.015	0.075	0.032	0.075	0.050	0.025	0.474		7.3			
F53B	10/6/2016	0.015	0.075	0.059	0.077	0.050	0.025	0.550	0.004	7.4			
F59A	8/4/2016	0.015	0.075	0.034	0.075	0.050	0.025	0.224		8.1			
F59A	12/8/2016	0.015	0.075	0.030	0.075	0.050	0.025	0.124	0.005	7.8			
F59B	8/4/2016	0.015	0.075	0.035	0.075	0.050	0.025	0.309		7.0			
F59B	12/8/2016	0.015	0.075	0.020	0.075	0.050	0.025	0.104	0.004	7.2			
F65A	2/11/2016	0.015	0.177	0.115	0.075	0.145	0.025	0.193	0.189	7.9			
F65A	7/21/2016	0.017	0.315	0.076	0.075	0.070	0.025	0.106		7.4			
F69A	2/11/2016	0.015	0.075	1.520	0.075	0.843	0.025	0.847		8.8			
F69A	4/21/2016	0.015	0.075	0.105	0.075	0.066	0.025	0.248	0.009	8.2			
F69A	7/21/2016	0.015	0.075	0.074	0.075	0.050	0.025	0.200		7.2			
F69A	10/20/2016	0.015	0.075	0.163	0.075	0.050	0.025	0.473	0.014	7.7			
F69B	2/11/2016	0.015	0.096	2.120	0.075	1.850	0.058	1.260		9.9			grit
F69B	4/20/2016												No Sample
F69B	7/21/2016	0.015	0.075	0.204	0.075	0.110	0.025	0.104		7.6			
F69B	10/19/2016												No Sample
F70A	3/10/2016	0.015	0.075	1.700	0.334	3.050	0.172	0.677	0.619	6.6			
F70A	4/21/2016	0.015	0.075	0.157	0.075	0.052	0.025	0.060	0.009	8.0			
F70A	10/20/2016	0.015	0.075	0.612	0.122	0.250	0.036	0.373	0.020	7.1			
F70B	3/10/2016	0.015	0.075	0.020	0.075	0.050	0.025	0.097	0.006	7.3			
F70B	4/21/2016	0.015	0.075	0.022	0.075	0.050	0.025	0.061	0.005	7.4			
F70B	10/20/2016	0.015	0.075	0.032	0.075	0.050	0.025	0.270	0.005	8.3			
F70C	3/10/2016	0.015	0.075	1.530	0.187	1.990	0.050	0.671	1.800	7.6			
F70C	4/21/2016	0.015	0.075	0.074	0.075	0.066	0.025	0.124	0.005	7.6			
F70C	10/20/2016	0.015	0.075	0.155	0.075	0.170	0.025	0.156	0.015	8.0			
F75A	3/10/2016	0.015	0.075	0.061	0.075	0.050	0.025	0.171	0.004	6.2			
F75A	10/20/2016	0.015	0.075	0.025	0.075	0.050	0.025	0.085	0.004	6.0			

**Field's Point
Manhole Data - 2016**

Manhole #	Date	Cd	Cr	Cu	Pb	Ni	Ag	Zn	CN	pH	O & G	TTO	Other Parameters
F75B	3/10/2016	0.015	0.075	0.020	0.075	0.050	0.025	0.060	0.004	6.4			
F75B	10/20/2016	0.015	0.075	0.020	0.075	0.050	0.025	0.060	0.004	6.9			
F75C	3/10/2016	0.015	0.075	0.020	0.075	0.050	0.025	0.060	0.006	7.2			
F78A	7/7/2016	0.015	0.109	0.076	0.075	0.050	0.025	0.296		6.2			
F78A	12/29/2016	0.015	0.075	0.020	0.075	0.050	0.025	0.060	0.005	7.2			
F81A	8/4/2016	0.015	0.075	0.038	0.075	0.050	0.025	0.203		7.1			
F81A	12/8/2016	0.015	0.075	0.060	0.075	0.050	0.025	0.111	0.005	7.1			
F81B	8/4/2016	0.015	0.075	0.055	0.075	0.050	0.025	0.476		7.0			
F81B	12/8/2016	0.015	0.075	0.026	0.075	0.050	0.025	0.129	0.006	8.1			
F92A	2/24/2016	0.015	0.075	0.020	0.075	0.050	0.025	0.068	0.004	6.8			
F92A	8/18/2016	0.015	0.075	0.025	0.075	0.050	0.025	0.126	0.004	7.3			
F92B	2/24/2016	0.015	0.075	0.020	0.075	0.050	0.025	0.060	0.004	6.8			
F92B	8/18/2016	0.015	0.075	0.035	0.075	0.050	0.025	0.156	0.004	6.6			
F98A	2/11/2016	0.015	0.101	0.038	0.075	0.050	0.025	0.403	0.004	6.8			
F98A	7/21/2016	0.015	0.226	0.094	0.087	0.050	0.025	0.786		7.4			
FS01	10/6/2016	0.000	0.002	0.055	0.010	0.005	0.000	0.304	0.005	9.9			Mo = 2.188 ppb As = 0.671 ppb Se = <1.0 ppb BOD = 469.1 ppm Hg = 44.7 ppt Ammonia = 74.5 ppm Nitrate+Nitrite = <0.1 ppm TKN = 81.8 ppm Total N = 81.8 ppm TSS = 336 ppm
FS02	8/4/2016	0.000	0.001	0.016	0.006	0.002	0.000	0.110		7.0			Mo = 0.795 ppb As = 0.516 ppb Se = <1.0 ppb BOD = 417.7 ppm Hg = 20.3 ppt Ammonia = 26.4 ppm Nitrate+Nitrite = <0.1 ppm TKN = 38.2 ppm Total N = 38.2 ppm TSS = 190 ppm

**Field's Point
Manhole Data - 2016**

Manhole #	Date	Cd	Cr	Cu	Pb	Ni	Ag	Zn	CN	pH	O & G	TTO	Other Parameters
FS03	2/24/2016	0.001	0.006	0.073	0.099	0.008	0.000	0.631	0.013	8.7			Mo = 6.474 ppb As = 1.664 ppb Se = 3.316 ppb BOD = 925.2 ppm Hg = 71.3 ppt Ammonia = 263 ppm Nitrate+Nitrite = 0.18 ppm TKN = 419 ppm Total N = 419.2 ppm TSS = 620 ppm
FS04	9/8/2016	0.000	0.001	0.014	0.007	0.002	0.000	0.072	0.004	7.4			Mo = 0.384 ppb As = <0.5 ppb Se = <1.0 ppb BOD = 133.2 ppm Hg = 11.9 ppt Ammonia = 15.5 ppm Nitrate+Nitrite = <0.1 ppm TKN = 24.6 ppm Total N = 24.6 ppm TSS = 192 ppm
FS05	4/21/2016	0.000	0.000	0.011	0.003	0.001	0.000	0.045	0.005	7.4			Mo = 0.901 ppb As = 0.687ppb Se = <1.0 ppb BOD = 59.96 ppm Hg = 8.13 ppt Ammonia = 9.04 ppm Nitrate+Nitrite = 0.965 ppm TKN = 14.9 ppm Total N = 15.87 ppm TSS = 78 ppm

**Field's Point
Manhole Data - 2016**

Manhole #	Date	Cd	Cr	Cu	Pb	Ni	Ag	Zn	CN	pH	O & G	TTO	Other Parameters
FS06	10/20/2016	0.000	0.001	0.031	0.009	0.002	0.000	0.099	0.004	7.2			Mo = 3.015 ppb As = 0.6 ppb Se = <1.0 ppb BOD = 204 ppm Hg = 59.1 ppt Ammonia = 23.2 ppm Nitrate+Nitrite = <0.1 ppm TKN = 35.1 ppm Total N = 35.1 ppm TSS = 248 ppm
FS12	8/18/2016	0.000	0.001	0.028	0.008	0.002	0.001	0.106	0.004	6.8			Mo = 0.8 ppb As = 0.575 ppb Se = <1.0 ppb BOD = 295 ppm Hg = 50.3 ppt Ammonia = 39.2 ppm Nitrate+Nitrite = <0.1 ppm TKN = 56.9 ppm Total N = 56.8 ppm TSS = 190 ppm
FS13	1/28/2016	0.000	0.001	0.004	0.001	0.001	0.000	0.025	0.004	7.6			Mo = <0.900 ppb As = <1.50 ppb Se = <3.00 ppb Hg = 3.28 ppt Ammonia = 3.61 ppm Nitrate+Nitrite = 2.52 ppm TKN = 8.74 ppm Total N = 11.26 ppm TSS = 25 ppm

**Field's Point
Manhole Data - 2016**

Manhole #	Date	Cd	Cr	Cu	Pb	Ni	Ag	Zn	CN	pH	O & G	TTO	Other Parameters
FS13	10/13/2016	0.001	0.003	0.040	0.012	0.004	0.000	0.320	0.010	6.9			Mo = 1.633 ppb As = <1.0 ppb Se = <2.0 ppb BOD = 577.1 ppm Hg = 18.2 ppt Ammonia = 38.9 ppm Nitrate+Nitrite = <0.1 ppm TKN = 84.5 ppm Total N = 84.5 ppm TSS = 632 ppm
FS14	5/5/2016	0.000	0.001	0.027	0.002	0.001	0.000	0.077	0.004	7.3			Mo = 0.566 ppb As = <0.5ppb Se = <1.0 ppb BOD = 134.8 ppm Hg = 4.34 ppt Ammonia = 12.6 ppm Nitrate+Nitrite = 0.261 ppm TKN = 24.3 ppm Total N = 24.56 ppm TSS = 212 ppm
FS15	11/3/2016	0.000	0.003	0.031	0.029	0.002	0.000	0.396	0.004	7.4			Mo = 1.444 ppb As = <0.5 ppb Se = 1.453 ppb BOD = 573.6 ppm Hg = 120 ppt Ammonia = 60.5 ppm Nitrate+Nitrite = <0.1 ppm TKN = 109 ppm Total N = 109 ppm TSS = 754 ppm

**Field's Point
Manhole Data - 2016**

Manhole #	Date	Cd	Cr	Cu	Pb	Ni	Ag	Zn	CN	pH	O & G	TTO	Other Parameters
FS16	1/12/2016	0.000	0.001	0.025	0.013	0.003	0.000	0.131	0.004	7.7			Mo = 1.032 ppb As = 0.876 ppb Se = <1.00 ppb BOD = 290.4 ppm Hg = 57.6 ppt Ammonia = 49.4 ppm Nitrate+Nitrite = <0.1 ppm TKN = 80.8 ppm Total N = 80.8 ppm TSS = 270 ppm
FS17	3/24/2016	0.000	0.001	0.019	0.006	0.002	0.000	0.106	0.004	7.2			Mo = 0.782 ppb As = <0.5 ppb Se = <1.0 ppb BOD = 287.4 ppm Hg = 25.7 ppt Ammonia = 51.5 ppm Nitrate+Nitrite = <0.1 ppm TKN = 68.8 ppm Total N = 68.8 ppm TSS = 140 ppm
FS18	12/8/2016	0.000	0.001	0.036	0.003	0.002	0.000	0.137	0.004	7.9			Mo = 0.995 ppb As = <0.5 ppb Se = <1.0 ppb BOD = 305.5 ppm Hg = 42.7 ppt Ammonia = 56.3 ppm Nitrate+Nitrite = <0.1 ppm TKN = 67.6 ppm Total N = 67.6 ppm TSS = 416 ppm

**Field's Point
Manhole Data - 2016**

Manhole #	Date	Cd	Cr	Cu	Pb	Ni	Ag	Zn	CN	pH	O & G	TTO	Other Parameters
FS19	4/7/2016	0.000	0.001	0.020	0.009	0.002	0.000	0.087	0.006	7.4			Mo = 0.730 ppb As = <0.5 ppb Se = <1.0 ppb BOD = 271.6 ppm Hg = 27.6 ppt Ammonia = 37.4 ppm Nitrate+Nitrite = <0.1 ppm TKN = 83.9 ppm Total N = 83.9 ppm TSS = 134.1 ppm
FS20	2/11/2016	0.000	0.001	0.016	0.001	0.002	0.000	0.059	0.004	7.8			Mo = 0.517 ppb As = <0.5 ppb Se = <1.0 ppb BOD = 138 ppm Hg = 12.9 ppt Ammonia = 10.3 ppm Nitrate+Nitrite = 1.77 ppm TKN = 18.8 ppm Total N = 20.57 ppm TSS = 150 ppm
FS24	6/2/2016	0.000	0.002	0.039	0.054	0.004	0.000	0.202	0.004	6.7			Mo = 1.062 ppb As = 0.949 ppb Se = <1.0 ppb BOD = 529.2 ppm Hg = 47.8 ppt Ammonia = 46.9 ppm Nitrate+Nitrite = <0.1 ppm TKN = 84.5 ppm Total N = 84.5 ppm TSS = 550 ppm

**Field's Point
Manhole Data - 2016**

Manhole #	Date	Cd	Cr	Cu	Pb	Ni	Ag	Zn	CN	pH	O & G	TTO	Other Parameters
FS26	6/16/2016	0.000	0.002	0.047	0.040	0.003	0.000	0.179		7.4			Mo = 1.361 ppb As = 0.658 ppb Se = <1.0 ppb BOD = 572.8 ppm Hg = 36.6 ppt Ammonia = 60.3 ppm Nitrate+Nitrite = <2.5 ppm TKN = 87.1 ppm Total N = 87.1 ppm TSS = 584 ppm
FS31	7/21/2016	0.000	0.002	0.049	0.005	0.002	0.000	0.157		7.2			
FS34	6/30/2016	0.001	0.003	0.047	0.019	0.004	0.001	0.285		4.7			Mo = 3.522 ppb As = <1.0 ppb Se = <2.0 ppb BOD = 1824 ppm Hg = 36 ppt Ammonia = 22.1 ppm Nitrate+Nitrite = <0.1 ppm TKN = 82.7 ppm Total N = 82.7 ppm TSS = 590 ppm
FS37	1/21/2016	0.000	0.000	0.016	0.004	0.002	0.000	0.101	0.004	8.3			Mo = 0.039 ppb As = <0.5 ppb Se = 4.283 ppb BOD = 199.4 ppm Hg = 31.9 ppt Ammonia = 68.3 ppm Nitrate+Nitrite = <0.1 ppm TKN = 116 ppm Total N = 116 ppm TSS = 170 ppm

**Field's Point
Manhole Data - 2016**

Manhole #	Date	Cd	Cr	Cu	Pb	Ni	Ag	Zn	CN	pH	O & G	TTO	Other Parameters
FS38	3/10/2016	0.000	0.001	0.003	0.002	0.002	0.000	0.035	0.004	6.7			Mo = 0.39 ppb As = <0.5 ppb Se = <1.0 ppb BOD = 5.37 ppm Hg = 5.73 ppt Ammonia = <0.1 ppm Nitrate+Nitrite = 3.44 ppm TKN = 0.614 ppm Total N = 4.054 ppm TSS = 20.67 ppm
FS38	11/17/2016	0.000	0.001	0.003	0.001	0.001	0.000	0.009	0.004	7.6			Mo = 0.778 ppb As = <0.5 ppb Se = <1.0 ppb BOD = 38.58 ppm Hg = 8.32 ppt Ammonia = 23 ppm Nitrate+Nitrite = 3.23 ppm TKN = 26.1 ppm Total N = 29.33 ppm TSS = 28.5 ppm
FS41	9/22/2016	0.001	0.002	0.027	0.019	0.003	0.001	0.140	0.004	7.3			Mo = 1.066 ppb As = 0.77ppb Se = <1.0 ppb BOD = 334 ppm Hg = <2.0 ppt Ammonia = 44.1 ppm Nitrate+Nitrite = <0.1 ppm TKN = 59.9 ppm Total N = 59.9 ppm TSS = 324 ppm

**Field's Point
Manhole Data - 2016**

Manhole #	Date	Cd	Cr	Cu	Pb	Ni	Ag	Zn	CN	pH	O & G	TTO	Other Parameters
FS43	5/19/2016	0.000	0.001	0.036	0.016	0.002	0.000	0.121	0.004	7.1			Mo = 0.939 ppb As = <0.5 ppb Se = <1.0 ppb BOD = 298.5 ppm Hg = 95.5 ppt Ammonia = 51.6 ppm Nitrate+Nitrite = <0.1 ppm TKN = 72 ppm Total N = 72 ppm TSS = 234 ppm
L130134	5/5/2016	0.015	0.075	0.105	0.075	0.050	0.025	0.445		6.9		0.100	
L130146	5/5/2016	0.015	0.075	0.035	0.075	0.050	0.025	0.117		7.0		0.050	

***SURVEILLANCE MANHOLE
MONITORING DATA
AND LEGEND***

BUCKLIN POINT

**Bucklin Point
Manhole Legend**

<u>Manhole #</u>	<u>Description</u>	<u>City</u>
01	Combined influent at plant	East Providence
02	Influent BVI	East Providence
03	Influent EPI	East Providence
05A	U.S. 54 Taylor Street	East Providence
05B	D.S. 54 Taylor Street	East Providence
06A	U.S. 275 Ferris Avenue	East Providence
06B	D.S. 275 Ferris Avenue	East Providence
07A	U.S. Interplex Metals - Ferris Avenue	East Providence
07B	D.S. Interplex Metals - Ferris Avenue	East Providence
08	Narragansett Park Drive	East Providence
09	Narragansett Park Drive	East Providence
10A	U.S. 320 Narragansett Park Drive	East Providence
10B	D.S. 320 Narragansett Park Drive	East Providence
11A	U.S. Fuji - Massasoit Avenue	East Providence
11B	D.S. Fuji - Massasoit Avenue	East Providence
12A	U.S. Evans Findings Company, Inc. - Eastern Avenue	East Providence
12B	D.S. Evans Findings Company, Inc. - Eastern Avenue	East Providence
13A	US Godfrey & Wing - DS A&J Mold Dexter Street	East Providence
13B	DS Godfrey & Wing - Dexter Street Near pump Station	East Providence
13C	US A&J Mold Dexter Street	East Providence
14A	U.S. Aspen Aerogels - Center of driveway directly after the guard shack	East Providence
14B	D.S. Aspen Aerogels - Parking lot toward rear of the building near telephone pole #21-8	East Providence
15A	U.S. Gripnail - Dexter Road	East Providence
15B	D.S. Gripnail - Dexter Road	East Providence
16A	U.S Eaton Mfg. and Teknicote - New Road	East Providence
16B	D.S. Eaton Mfg. and Teknicote - New Road	East Providence
20	BVI at the entrance to the Landfill on Nassaua Street	Pawtucket
21A	D.S. Former Slater Screen Print, Slater Dye Works - School Street	Pawtucket
21B	U.S. Former Slater Screen Print, Slater Dye Works - School Street	Pawtucket
22A	Prospect Street	Pawtucket
22B	Prospect Street	Pawtucket
23	School Street behind Boy's Club (BVI & MVI)	Pawtucket
24A	MVI at the Seekonk Syphon	Pawtucket
24B	BVI at the Seekonk Syphon	Pawtucket
25A	U.S. R&D Manufacturing - Dunnell Lane	Pawtucket
25B	D.S. R&D Manufacturing - Dunnell Lane	Pawtucket
26A	U.S. Hord Corporation - York Avenue	Pawtucket
26B	D.S. Hord Corporation - York Avenue	Pawtucket
27A	U.S. Angelica Textile Services - Glenwood Avenue	Pawtucket
27B	D.S. Angelica Textile Services - Glenwood Avenue	Pawtucket
28A	U.S. One Moshassuck Street - Zarts parking lot in corner next to river	Pawtucket
28B	D.S. Esten Ave. w/overflow from One Moshassuck St. -Zarts parking lot in field next to Moshassuck St.	Pawtucket
28C	D.S. One Moshassuck St. - Moshassuck Street	Pawtucket
29A	U.S. 245 Esten Avenue	Pawtucket
29B	D.S. 245 Esten Avenue	Pawtucket
30A	Esten Avenue at Vale Street	Pawtucket
30D	Esten Avenue at Patterson Avenue	Pawtucket
30E	Esten Avenue at Utton Avenue	Pawtucket
30B	U.S. Accent Plating - Esten Avenue	Pawtucket
30C	D.S. Accent Plating - Esten Avenue	Pawtucket
31A	U.S. Former Vitrus Inc. (881 Main) - Main Street	Pawtucket
31B	D.S. Former Vitrus Inc. (881 Main) - Warren Avenue	Pawtucket
32A	U.S. Former CHN Anodizing - Patterson Avenue	Pawtucket

**Bucklin Point
Manhole Legend**

<u>Manhole #</u>	<u>Description</u>	<u>City</u>
32B	D.S. Former CHN Anodizing - Patterson Avenue	Pawtucket
33A	U.S. Former Bunge - Colfax Street	Pawtucket
33B	U.S. Former Bunge - Concord Street	Pawtucket
33C	D.S. Former Bunge (first manhole) - Concord Street	Pawtucket
33D	D.S. Former Bunge (second manhole) - Concord Street	Pawtucket
33E	D.S. Former Bunge manhole in EMI Pawtucket Power parking lot US Pawtucket Power	Pawtucket
33F	D.S. EMI Pawtucket Power, Bunge- Concord Street	Pawtucket
34	D.S. Providence Metallizing, Levin Plating, National Ring Traveler - San Antonio Way & Grotto	Pawtucket
36A	U.S. Former Levin Plating - Mineral Spring Avenue	Pawtucket
36B	D.S. Former Levin Plating - Mineral Spring Avenue	Pawtucket
37A	U.S. Providence Metallizing - Mineral Spring Avenue	Pawtucket
37B	D.S. Providence Metallizing - Mineral Spring Avenue	Pawtucket
37C	D.S. San ANtonio Way - Grotto Avenue	Pawtucket
38A	U.S. Summit Manufacturing & Darlene Jewelry - Pine Street	Pawtucket
38B	D.S. Summit Manufacturing & Darlene Jewelry - Pine Street	Pawtucket
39A	U.S. Summit Manufacturing - Waverly Place	Pawtucket
39B	D.S. Summit Manufacturing - Waverly Place	Pawtucket
40A	U.S. former Nulco Manufacturing - Lloyd Street	Pawtucket
40B	D.S. former Nulco Manufacturing - Lloyd Street	Pawtucket
41A	U.S. Bliss Manufacturing - Bacon Street at Moss Street	Pawtucket
41B	D.S. Bliss Manufacturing - Bacon Street at Lake Street	Pawtucket
42A	U.S. Union Wadding - Dexter Street	Pawtucket
42B	D.S. Union Wadding - Dexter Street	Pawtucket
43	D.S. George H. Fuller & Son - Front Street	Pawtucket
44A	U.S. Truex - Nye Street	Pawtucket
44B	D.S. Truex - Nye Street	Pawtucket
45	D.S. 36 Freeman Street	Pawtucket
46A	U.S. 86 Harris Street	Pawtucket
46B	D.S. 86 Harris Street	Pawtucket
47	Narragansett Park Drive	Pawtucket
48A	Narragansett Park Drive	Pawtucket
48B	Narragansett Park Drive Bldg. 19 Parking Lot	Pawtucket
49A	U.S. Former Honeywell Sensing & Controls - Narragansett Park Drive	Pawtucket
49B	D.S. Former Honeywell Sensing & Controls - Narragansett Park Drive	Pawtucket
50A	U.S. 95 Grand Ave. - Carter Street	Pawtucket
50B	D.S. 95 Grand Ave. - Carter Street	Pawtucket
51A	U.S. 95 Grand Ave. - Carter Street	Pawtucket
51B	D.S. 95 Grand Ave. - Carter Street	Pawtucket
52A	U.S. New England Linen - Rhode Island Avenue	Pawtucket
52B	D.S. New England Linen - Rhode Island Avenue	Pawtucket
53	Moshassuck Street	Pawtucket
54A	U.S. Darlene Group - Pine Street	Pawtucket
54B	D.S. Darlene Group - Park Place	Pawtucket
60	Mineral Spring Street Before Lorraine	Pawtucket
61	Lorraine Street	Pawtucket
62	484 Mineral Spring	Pawtucket
63	Owen Avenue and Fairlawn Avenue	Pawtucket
64	San Antonio Way	Pawtucket
65	DS Providence Metallizing Grotto Avenue near Pole 16	Pawtucket
66A	U.S. Agar Machining	Pawtucket
66B	D.S. Agar Machining	Pawtucket
67A	U.S. WT Wilson	Pawtucket
67B	D.S. WT Wilson	Pawtucket

**Bucklin Point
Manhole Legend**

<u>Manhole #</u>	<u>Description</u>	<u>City</u>
68A	U.S. Antaya tech. Schofield	Pawtucket
68B	D.S. Antaya Tech. Schofield	Pawtucket
70A	US harris Industries and Conrad Jarvis Mill Building - Conant street	Pawtucket
70B	Outside Harris Industries/Conrad Jarvis Mill Building	Pawtucket
70C	Outside Harris Industries/Conrad Jarvis Mill Building	Pawtucket
70D	DS Harris Industries and Conrad Jarvis Mill Building - Conant Street	Pawtucket
76B	D.S. Madison Cutting Tool - Narragansett Park Drive	Pawtucket
70A	Roosevelt Avenue	Central Falls
70B	Roosevelt Avenue	Central Falls
71	Roosevelt Avenue	Central Falls
72A	U.S. 400 Broad Street	Central Falls
72B	D.S. 400 Broad Street	Central Falls
73A	U.S. Murdock Webbing - Foundry Street	Central Falls
73B	D.S. Murdock Webbing - Foundry Street	Central Falls
74	D.S. Former Liberty Plating (6 Chace) - Chace's Place	Central Falls
75A	U.S. Osram Sylvania - Hunt Street	Central Falls
75B	D.S. Osram Sylvania - Hunt Street	Central Falls
90	Davies High School Pump Station (Field's Point)	Lincoln
90A	D.S. CCRI - Old Louisquisset Pike (Field's Point)	Lincoln
90B	U.S. Lincoln Park - Old Louisquisset Pike (Field's Point)	Lincoln
90C	D.S. Lincoln Park - Old Louisquisset Pike (Field's Point)	Lincoln
91	D.S. everyone in the Lincoln Industrial Parks NewEngland Way	Lincoln
92A	U.S. Tanury Industries - New England Way	Lincoln
92B	D.S. Tanury Industries U.S. Chemart Co. - New England Way	Lincoln
92C	D.S. Tanury Industries, Chemart Co. - New England Way	Lincoln
92D	U.S. 1 New England Way	Lincoln
92E	D.S. 1New England Way	Lincoln
93	Wellington Road	Lincoln
94A	U.S. Richline group - Carol Drive	Lincoln
94B	D.S. Richline group - Carol Drive	Lincoln
94C	U.S. 4 Carol Drive	Lincoln
94D	D.S. 4 Carol Drive	Lincoln
94E	Manhole perpendicular to Carol Drive	Lincoln
95A	U.S. Materion Technical Materials Inc. - Wellington Road	Lincoln
95B	D.S. Materion Technical Materials Inc. U.S. General Cable - Wellington Road	Lincoln
95C	D.S. General Cable, Technical Materials Inc. - Wellington Road	Lincoln
96	D.S. Liquid Blue - Crownmark Drive	Lincoln
97A	U.S. A.T. Cross - George Washington Highway	Lincoln
97B	D.S. A.T. Cross - George Washington Highway	Lincoln
98A	Old River Road	Lincoln
98B	New River Road	Lincoln
99	George Washington Highway Pump Station	Lincoln
100	Septage Receiving Station - manhole downstream of venturi tank	Lincoln
101A	U.S. AAI/Foster Grant - George Washington Highway	Lincoln
101B	D.S. AAI/Foster Grant - George Washington Highway	Lincoln
102A	U.S. Stackbin - Powder Hill Road	Lincoln
102B	D.S. Stackbin Powder Hill Road	Lincoln
103A	U.S. Vital Diagnostics	Lincoln
103B	D.S. Vital Diagnostics	Lincoln
104	D.S. Denison Pharmaceuticals - Powder Hill Road	Lincoln
120A	U.S. 10 Industrial Road	Cumberland
120B	D.S. 10 Industrial Road	Cumberland
120C	D.S. 10 and 20 Industrial Road	Cumberland

**Bucklin Point
Manhole Legend**

<u>Manhole #</u>	<u>Description</u>	<u>City</u>
120D	Driveway at FedEx - Industrial Road	Cumberland
121A	U.S. BVI	Cumberland
121B	D.S. BVI	Cumberland
122A	U.S. Former KIK - Martin Street	Cumberland
122B	D.S. Former KIK, U.S. Environmental Compliance Systems - Martin Street	Cumberland
122C	D.S. 30 Martin Street Mill - Martin Street	Cumberland
123	D.S. Teknicote - Cumberland - Titus Street	Cumberland
124A	D.S. Cintas	Cumberland
124B	U.S. Cintas D.S. Tedor Pharma	Cumberland
124C	U.S. Tedor Pharma	Cumberland
125	D.S. Tiffany - Maple Ridge Drive	Cumberland
126	D.S. HP Services - Scenic View Drive	Cumberland
127A	U.S. PicknPull - Macondray Street	Cumberland
127B	D.S. PicknPull - Macondray Street	Cumberland

<u>Manhole #</u>	<u>Bucklin Point Sanitary Manholes</u>	<u>City</u>
S01	Highland Street	Pawtucket
S02	Sayles Avenue	Pawtucket
S03	Bridal & Suffolk Way	Lincoln
S04	Countryside Drive	Lincoln
S05	Weeden & Lockwood	East Providence
S06	Coyle Avenue	Pawtucket
S07	Overland Avenue	Pawtucket
S08	Floral Park Boulevard	Pawtucket
S09	Legion Drive	Pawtucket
S10	Ridgewood Road	Pawtucket
S11	Don Avenue	East Providence
S12	Jenks Avenue	Central Falls
S13	Erica at Bridle	Lincoln
S14	Overland at Atwood	Pawtucket
S15	Bridle at Erica	Lincoln
S16	Floral Drive at Woodhaven	Pawtucket
S17	Oregon Avenue at Byron Avenue	Pawtucket
S18	Manistee at Miles Avenue	Pawtucket
S19	Burke and Darlingdale	Pawtucket
S20	Darlingdale	Pawtucket
S21	Cameron and Norris	Pawtucket
S22	Buclin Street	Pawtucket
S23	163 West Forest Avenue	Pawtucket
S24	Gates Avenue at Benjamin Street	Pawtucket
S25	Verdon	Pawtucket
S26	85 Maderia Avenue	Central Falls

**Bucklin Point
Manhole Data - 2016**

Manhole #	Date	Cd	Cr	Cu	Pb	Ni	Ag	Zn	CN	pH	O & G	TTO	Other Parameters
B0200002	4/6/2016	0.015	0.075	0.030	0.075	0.050	0.025	0.089		7.5		0.005	
B0200006	4/6/2016	0.015	0.075	0.041	0.075	0.050	0.025	0.110		7.3		0.005	
B07A	3/3/2016	0.015	0.075	0.025	0.075	0.050	0.025	0.144	0.005	6.6			
B07A	8/30/2016	0.015	0.075	0.732	0.075	0.050	0.025	0.261	0.006	7.2			
B07B	3/3/2016	0.015	0.075	0.020	0.075	0.050	0.025	0.060	0.004	7.1			
B07B	8/30/2016	0.015	0.075	0.061	0.075	0.050	0.025	0.213	0.004	7.2			
B08	7/14/2016	0.015	0.075	0.044	0.075	0.050	0.025	0.103		6.9			
B08	12/22/2016	0.015	0.075	0.037	0.075	0.050	0.025	0.245	0.004	8.7			
B102B	3/17/2016	0.015	0.075	0.020	0.075	0.050	0.025	0.060	0.004	7.1			
B102B	10/27/2016	0.015	0.075	0.189	0.075	0.050	0.025	0.409	0.006	7.2			
B104	3/17/2016	0.015	0.075	0.020	0.075	0.050	0.025	0.173	0.004	7.6			
B104	8/11/2016	0.015	0.075	0.025	0.075	0.050	0.025	0.130	0.004	7.1			
B104	9/15/2016	0.015	0.075	0.020	0.075	0.050	0.025	0.183	0.004	7.5			
B104	10/27/2016	0.015	0.075	0.020	0.075	0.050	0.025	0.122	0.004	7.0			
B124A	4/14/2016	0.015	0.075	0.291	0.075	0.050	0.025	0.449	0.010	8.8			
B124A	5/12/2016	0.015	0.075	0.332	0.075	0.099	0.025	0.586	0.017	7.8			
B124A	6/23/2016	0.015	0.187	0.325	0.075	0.067	0.025	0.450		7.7			
B124B	5/12/2016	0.015	0.075	0.035	0.075	0.050	0.025	0.134	0.004	8.5			
B124C	4/14/2016	0.015	0.075	0.145	0.075	0.050	0.025	0.326	0.006	8.1			
B124C	5/12/2016	0.015	0.075	0.141	0.075	0.053	0.025	0.320	0.009	6.1			
B124C	6/23/2016	0.015	0.099	0.222	0.075	0.050	0.025	0.329		6.9			
B125	4/14/2016	0.015	0.075	0.126	0.075	0.050	0.118	0.309	0.007	8.7			
B125	9/15/2016	0.015	0.075	0.105	0.075	0.050	0.025	0.068	0.004	8.8			
B126	4/14/2016	0.015	0.075	0.453	0.075	0.050	0.025	0.170	0.017	8.4			
B126	9/15/2016	0.015	0.075	0.782	0.075	0.050	0.025	2.160	0.010	8.1			
B13A	1/7/2016	0.015	0.075	0.028	0.075	0.050	0.025	0.137	0.004	8.5			
B13A	5/26/2016	0.015	0.075	0.034	0.075	0.050	0.025	0.092	0.004	8.6			
B13A	12/1/2016	0.015	0.075	0.052	0.075	0.050	0.025	0.233	0.005	8.8			
B13B	1/7/2016	0.015	0.075	0.066	0.075	0.050	0.025	0.135	0.007	7.1			
B13B	5/26/2016	0.015	0.075	0.096	0.075	0.050	0.025	0.159	0.041	7.4			
B13B	12/1/2016	0.015	0.075	0.078	0.075	0.050	0.025	0.157	0.027	8.3			
B14A	1/7/2016	0.015	0.075	0.937	0.075	0.050	0.025	7.460	0.018	7.3			
B14A	5/26/2016	0.015	0.075	0.159	0.075	0.050	0.025	1.010	0.004	7.0			
B14A	12/1/2016	0.015	0.075	0.113	0.075	0.050	0.025	0.399	0.008	7.9			
B14B	1/7/2016	0.015	0.075	0.757	0.075	0.050	0.025	0.261	0.053	7.7			
B14B	5/26/2016	0.015	0.075	0.278	0.075	0.050	0.025	0.162	0.004	8.1			
B14B	12/1/2016	0.015	0.075	0.361	0.075	0.050	0.025	0.266	0.103	7.3			
B16A	3/31/2016	0.015	0.075	0.031	0.075	0.050	0.025	0.086	0.004	7.0			
B16A	7/28/2016	0.015	0.075	0.025	0.075	0.050	0.025	0.101		6.3			
B16A	9/29/2016	0.015	0.075	0.063	0.075	0.050	0.025	0.297	0.004	6.4			
B16A	12/1/2016	0.015	0.075	0.020	0.075	0.050	0.025	0.060	0.004	6.7			
B16B	3/31/2016	0.015	0.075	0.020	0.075	0.050	0.025	0.060	0.004	6.2			

**Bucklin Point
Manhole Data - 2016**

Manhole #	Date	Cd	Cr	Cu	Pb	Ni	Ag	Zn	CN	pH	O & G	TTO	Other Parameters
B16B	7/28/2016	0.015	0.075	0.040	0.075	0.050	0.025	0.147		6.2			
B16B	9/29/2016	0.015	0.075	0.071	0.075	0.050	0.025	0.374	0.004	6.5			
B16B	12/1/2016	0.015	0.075	0.021	0.075	0.050	0.025	0.087	0.004	6.8			
B26A	3/3/2016	0.015	0.075	0.027	0.075	0.050	0.025	0.088	0.010	6.8			
B26A	7/14/2016	0.015	0.075	0.034	0.075	0.050	0.025	0.102		7.0			
B26A	12/14/2016	0.015	0.075	0.020	0.075	0.050	0.025	0.060	0.008	7.3			
B26B	3/3/2016	0.015	0.075	0.024	0.075	0.050	0.025	0.060	0.011	6.7			
B26B	7/14/2016	0.015	0.075	0.047	0.075	0.050	0.025	0.140		6.7			
B26B	12/14/2016	0.015	0.075	0.034	0.075	0.050	0.025	0.111	0.006	7.3			
B27A	3/30/2016												No Sample
B27A	6/23/2016												No Sample
B27A	11/11/2016												No Sample
B27B	3/31/2016	0.015	0.075	0.025	0.075	0.050	0.025	0.318	0.007	10.7			
B27B	6/23/2016	0.015	0.075	0.025	0.075	0.050	0.025	0.473		7.5			
B27B	11/12/2016	0.015	0.075	0.030	0.075	0.050	0.025	0.514	0.005	9.7			
B30B	2/18/2016	0.015	0.075	0.058	0.075	0.050	0.025	0.171	0.008	8.4			
B30B	8/11/2016	0.015	0.075	0.128	0.075	0.090	0.025	0.367	0.004	8.2			
B30C	2/18/2016	0.015	0.075	0.034	0.075	0.050	0.025	0.089	0.004	7.9			
B30C	8/11/2016	0.015	0.075	0.042	0.075	0.050	0.025	0.202	0.004	7.1			
B34	7/14/2016	0.015	0.075	0.050	0.075	0.050	0.025	0.166		6.9			
B34	12/22/2016	0.015	0.075	0.034	0.075	0.050	0.025	0.119	0.004	7.8			
B37A	2/4/2016	0.015	0.075	0.039	0.075	0.050	0.025	0.091	0.004	7.0			
B37B	2/4/2016	0.015	0.098	0.174	0.075	0.968	0.025	0.306	0.006	6.9			
B39A	2/4/2016	0.015	0.075	0.023	0.075	0.050	0.025	0.134	0.004	7.3			
B39A	8/29/2016												No Sample
B39A	11/11/2016												No Sample
B39B	2/4/2016	0.015	0.075	0.254	0.075	0.066	0.025	0.063	0.004	6.6			
B39B	8/30/2016	0.015	0.078	0.812	0.075	0.107	0.025	0.060	0.004	6.6			
B39B	11/12/2016	0.015	0.674	0.524	0.075	0.120	0.025	0.060	0.006	7.1			
B41A	3/3/2016	0.015	0.075	0.081	0.075	0.050	0.025	0.128	0.004	7.1			
B41A	5/26/2016	0.015	0.075	0.109	0.075	0.050	0.025	0.203	0.004	7.5			
B41A	9/29/2016	0.015	0.075	0.324	0.075	0.050	0.025	1.380	0.004	6.9			
B41A	12/14/2016	0.015	0.075	0.103	0.075	0.050	0.025	0.487	0.005	8.6			
B41B	3/3/2016	0.015	0.075	0.119	0.075	0.050	0.032	0.238	0.116	7.2			
B41B	5/26/2016	0.015	0.075	0.108	0.075	0.050	0.036	0.190	0.019	6.2			
B41B	9/29/2016	0.015	0.075	0.217	0.075	0.050	0.073	0.576	0.013	9.5			
B41B	12/14/2016	0.015	0.075	0.115	0.075	0.050	0.027	0.255	0.028	6.8			
B44A	1/7/2016	0.015	0.075	0.063	0.075	0.050	0.025	0.147	0.004	7.9			
B44A	4/28/2016	0.015	0.075	0.070	0.075	0.050	0.025	0.097	0.004	7.5			
B44A	9/29/2016	0.015	0.075	0.466	0.145	0.050	0.025	1.240	0.006	6.4			
B44B	1/7/2016	0.015	0.075	0.076	0.075	0.050	0.025	0.164	0.004	7.3			
B44B	4/28/2016	0.015	0.075	0.250	0.075	0.050	0.025	0.390	0.004	7.7			

**Bucklin Point
Manhole Data - 2016**

Manhole #	Date	Cd	Cr	Cu	Pb	Ni	Ag	Zn	CN	pH	O & G	TTO	Other Parameters
B44B	9/29/2016	0.015	0.075	0.122	0.075	0.050	0.025	0.372	0.004	7.6			
B47	7/14/2016	0.015	0.075	0.235	0.075	0.071	0.025	0.429		7.5			
B47	12/22/2016	0.015	0.075	0.031	0.075	0.050	0.025	0.199	0.004	8.7			
B52A	3/31/2016	0.015	0.075	0.087	0.075	0.050	0.025	0.125	0.005	8.3			
B52A	6/23/2016	0.015	0.075	0.046	0.075	0.050	0.025	0.106		7.5			
B52B	3/31/2016	0.015	0.075	0.071	0.075	0.050	0.025	0.183	0.008	9.5			
B52B	6/23/2016	0.015	0.075	0.063	0.075	0.050	0.025	0.154		7.4			
B54A	4/28/2016	0.015	0.075	0.087	0.075	0.050	0.025	0.195	0.066	7.7			
B54A	8/30/2016	0.015	0.075	0.039	0.075	0.050	0.025	0.127	0.004	7.3			
B54B	4/28/2016	0.015	0.075	0.059	0.075	0.050	0.025	0.149	0.005	7.1			
B54B	8/30/2016	0.015	0.075	0.041	0.075	0.050	0.025	0.125	0.005	7.0			
B73A	2/4/2016	0.015	0.075	0.032	0.075	0.050	0.025	0.146	0.004	6.1			
B73A	4/28/2016	0.015	0.075	0.066	0.075	0.050	0.025	0.166	0.004	4.3			
B73A	11/12/2016	0.015	0.075	0.038	0.075	0.050	0.025	0.128	0.008	4.2			
B73B	2/4/2016	0.015	0.075	0.042	0.075	0.050	0.025	0.142	0.012	7.4			
B73B	4/28/2016	0.015	0.075	0.054	0.075	0.050	0.025	0.169	0.007	6.6			
B73B	11/12/2016	0.015	0.075	0.042	0.075	0.050	0.025	0.122	0.004	6.7			
B91	4/14/2016	0.015	0.075	0.396	0.075	0.273	0.033	0.129	0.014	7.8			
B91	7/14/2016	0.015	0.102	0.503	0.075	0.531	0.081	0.115		6.9			
B91	12/22/2016	0.015	0.126	2.300	0.075	1.560	0.227	0.212	0.017	7.7			
B92A	2/18/2016	0.015	0.075	0.031	0.075	0.050	0.025	0.080	0.004	8.3			
B92A	9/15/2016	0.015	0.075	0.062	0.075	0.050	0.025	0.244	0.004	7.3			
B92B	2/18/2016	0.015	0.093	1.320	0.075	2.640	0.077	0.060	0.036	8.9			
B92B	4/14/2016	0.015	0.075	0.223	0.075	0.147	0.025	0.086	0.007	8.1			
B92B	9/15/2016	0.015	0.367	1.720	0.075	1.360	0.135	0.085	0.163	7.5			
B92C	2/18/2016	0.015	0.075	0.212	0.075	0.517	0.025	0.078	0.015	8.5			
B92C	9/15/2016	0.015	0.105	0.536	0.075	0.336	0.099	0.146	0.032	8.0			
B95A	3/17/2016	0.015	0.075	0.020	0.075	0.050	0.025	0.334	0.004	7.5			
B95A	5/12/2016	0.015	0.075	0.020	0.075	0.050	0.025	0.081	0.004	6.8			
B95A	10/27/2016	0.015	0.075	0.020	0.075	0.050	0.025	0.182	0.004	6.8			
B95B	3/17/2016	0.015	0.075	0.048	0.075	0.050	0.025	0.344	0.005	7.6			
B95B	5/12/2016	0.015	0.075	0.020	0.075	0.050	0.025	0.060	0.005	7.1			
B95B	10/27/2016	0.015	0.075	0.027	0.075	0.050	0.025	0.299	0.004	6.5			
B95C	3/17/2016	0.015	0.075	0.064	0.075	0.050	0.025	0.221	0.004	7.6			
B95C	5/12/2016	0.015	0.075	0.026	0.075	0.050	0.025	0.079	0.005	5.0			
B95C	10/27/2016	0.015	0.075	0.028	0.075	0.050	0.025	0.189	0.004	6.8			
B96	2/18/2016	0.015	0.075	0.063	0.075	0.050	0.025	0.073	0.004	10.1			
B96	3/17/2016	0.015	0.075	0.277	0.075	0.050	0.025	0.060	0.005	9.1			
B96	8/11/2016	0.015	0.075	0.052	0.075	0.050	0.025	0.060	0.004	8.9			
B96	10/27/2016	0.015	0.075	0.032	0.075	0.050	0.025	0.128	0.014	10.0			

**Bucklin Point
Manhole Data - 2016**

Manhole #	Date	Cd	Cr	Cu	Pb	Ni	Ag	Zn	CN	pH	O & G	TTO	Other Parameters
BS02	3/31/2016	0.001	0.000	0.039	0.004	0.001	0.000	0.077	0.004	8.4			Mo = 0.702 ppb As = <0.5 ppb Se = <1.00 ppb Sn = <5.0 Hg = 59.8 ppt Ammonia = 46.5 ppm Nitrate+Nitrite = <0.1 ppm TKN = 69 ppm Total N = 69 ppm TSS = 136 ppm
BS03	2/18/2016	0.000	0.001	0.001	0.001	0.001	0.000	0.030	0.004	7.9			Mo = <0.300 ppb As = <0.500 ppb Se = <1.00 ppb Hg = 11.4 ppt Ammonia = 5.43 ppm Nitrate+Nitrite = 2.51 ppm TKN = 10.3 ppm Total N = 12.81 ppm TSS = 39.23 ppm
BS03	9/15/2016	0.000	0.001	0.026	0.001	0.001	0.000	0.100	0.004	7.0			Mo = 0.525 ppb As = <0.5 ppb Se = <1.00 ppb Sn = <5.0 BOD = 138.4 ppm Hg = 24.4 ppt Ammonia = 52 ppm TSS = 87 ppm
BS04	4/14/2016	0.000	0.000	0.003	0.000	0.001	0.000	0.015	0.004	7.6			Mo = <0.3 ppb As = <0.5 ppb Se = <1.00 ppb Sn = <5.0 Hg = 6.7 ppt Ammonia = 2.78 ppm Nitrate+Nitrite = 2.09 ppm TKN = 6.96 ppm Total N = 9.05 ppm TSS = 149 ppm

**Bucklin Point
Manhole Data - 2016**

Manhole #	Date	Cd	Cr	Cu	Pb	Ni	Ag	Zn	CN	pH	O & G	TTO	Other Parameters
BS04	10/27/2016	0.001	0.005	0.067	0.003	0.005	0.000	0.689	0.006	6.7			Mo = 3.934 ppb As = 0.647 ppb Se = 1.378 ppb Sn = <5.0 BOD = 909.9 ppm Hg = 41.2 ppt Ammonia = 25.1 ppm Nitrate+Nitrite = <0.1 ppm TKN = 75 ppm Total N = 75 ppm TSS = 1356 ppm
BS05	5/26/2016	0.000	0.003	0.043	0.002	0.003	0.000	0.235	0.006	7.4			Mo = 0.818 ppb As = <0.5 ppb Se = <1.00 ppb Sn = <5.0 BOD = 335 ppm Hg = 22.2 ppt Ammonia = 51.0 ppm Nitrate+Nitrite = <0.1 ppm TKN = 61.8 ppm Total N = 61.8 ppm TSS = 254 ppm
BS05	12/1/2016	0.000	0.001	0.017	0.001	0.002	0.000	0.107	0.004	8.1			Mo = 0.632 ppb As = <0.5 ppb Se = <1.0 ppb Sn = <5.0 BOD = 246.8 ppm Hg = 21.00 ppt Ammonia = 46.6 ppm Nitrate+Nitrite = <0.1 ppm TKN = 55.2 ppm Total N = 55.2 ppm TSS = 242 ppm

**Bucklin Point
Manhole Data - 2016**

Manhole #	Date	Cd	Cr	Cu	Pb	Ni	Ag	Zn	CN	pH	O & G	TTO	Other Parameters
BS06	9/29/2016	0.000	0.001	0.052	0.011	0.003	0.002	0.179	0.006	7.4			Mo = 1.19 ppb As = 0.599 ppb Se = <1.00 ppb Sn = <5.0 BOD = 325.7 ppm Hg = 57.1 ppt Ammonia = 45.3 ppm Nitrate+Nitrite = <0.1 ppm TKN = 64.7 ppm Total N = 64.7 ppm TSS = 334 ppm
BS07	7/14/2016	0.001	0.005	0.169	0.035	0.008	0.001	0.656		6.6			Mo = 3.109 ppb As = 1.012 ppb Se = 2.061 ppb Sn = <5.0 BOD = 1374.1 ppm Hg = 26.1 ppt Ammonia = 65.7 ppm Nitrate+Nitrite = <0.1 ppm TKN = 134 ppm Total N = 134 ppm TSS = 1340 ppm
BS08	8/30/2016	0.000	0.003	0.117	0.023	0.004	0.001	0.379	0.006	7.3			Mo = 1.4 ppb As = 0.933 ppb Se = <1.00 ppb Sn = <5.0 BOD = 457.7 ppm Hg = 26.5 ppt Ammonia = 52 ppm Nitrate+Nitrite = <0.1 ppm TKN = 77.8 ppm Total N = 77.8 ppm TSS = 560 ppm

**Bucklin Point
Manhole Data - 2016**

Manhole #	Date	Cd	Cr	Cu	Pb	Ni	Ag	Zn	CN	pH	O & G	TTO	Other Parameters
BS09	5/12/2016	0.000	0.001	0.036	0.003	0.002	0.000	0.127	0.004	6.9			Mo = 1.595 ppb As = <0.5 ppb Se = <1.00 ppb Sn = <5.0 BOD = 228.9 ppm Hg = 25.6 ppt Ammonia = 13 ppm Nitrate+Nitrite = <0.1 ppm TKN = 29.2 ppm Total N = 29.2 ppm TSS = 290.9 ppm
BS10	7/28/2016	0.000	0.005	0.156	0.021	0.009	0.001	0.437		6.7			Mo = 2.643 ppb As = 0.787 ppb Se = 1.317 ppb Sn = <5.0 BOD = 524.3 ppm Hg = 49.3 ppt Ammonia = 52.4 ppm Nitrate+Nitrite = <0.1 ppm TKN = 108 ppm Total N = 108 ppm TSS = 1030 ppm
BS12	11/14/2016	0.000	0.001	0.044	0.008	0.002	0.000	0.131	0.004	7.2			Mo = 0.837 ppb As = 1.103 ppb Se = <1.0 ppb Sn = <5.0 BOD = 258.9 ppm Hg = 53.5 ppt Ammonia = 45.4 ppm Nitrate+Nitrite = 0.124 ppm TKN = 67.1 ppm Total N = 67.22 ppm TSS = 358 ppm
BS13	3/17/2016	0.000	0.000	0.004	0.000	0.001	0.000	0.033	0.004	7.0			Mo = <0.3 ppb As = <0.5 ppb Se = <1.00 ppb Hg = 8.55 ppt Ammonia = 7.01 ppm Nitrate+Nitrite = 1.67 ppm TKN = 7.02 ppm Total N = 8.69 ppm TSS = 30 ppm

**Bucklin Point
Manhole Data - 2016**

Manhole #	Date	Cd	Cr	Cu	Pb	Ni	Ag	Zn	CN	pH	O & G	TTO	Other Parameters
BS14	8/11/2016	0.000	0.001	0.003	0.002	0.001	0.000	0.025	0.007	6.6			Mo = 0.348 ppb As = 0.512 ppb Se = <1.00 ppb Sn = <5.0 BOD = 6.45 ppm Hg = 2.1 ppt Ammonia = 1.52 ppm Nitrate+Nitrite = 1.52 ppm TKN = 2.26 ppm Total N = 3.78 ppm TSS = 12 ppm
BS16	12/14/2016	0.000	0.001	0.036	0.003	0.002	0.000	0.066	0.005	7.6			Mo = 0.704 ppb As = <0.500 ppb Se = <1.00 ppb Hg = 24.9 ppt Ammonia = 55.6 ppm Nitrate+Nitrite = <0.10 ppm TKN = 70.3 ppm Total N = 70.3 ppm TSS = 64 ppm
BS17	3/3/2016	0.000	0.001	0.018	0.002	0.002	0.000	0.048	0.004	6.9			Mo = <0.60 ppb As = <0.10 ppb Se = <2.00 ppb Hg = 11.1 ppt Ammonia = 15.3 ppm Nitrate+Nitrite = 3.1 ppm TKN = 30.8 ppm Total N = 33.9 ppm TSS = 124.9 ppm
BS19	1/7/2016	0.000	0.001	0.041	0.003	0.002	0.000	0.115	0.005	7.0			Mo = 0.826 ppb As = 1.164 ppb Se = <1.00 ppb BOD = 292.3 ppm Hg = 30.2 ppt Ammonia = 43 ppm Nitrate+Nitrite = <0.1 ppm TKN = 78.6 ppm Total N = 78.6 ppm TSS = 274 ppm

**Bucklin Point
Manhole Data - 2016**

Manhole #	Date	Cd	Cr	Cu	Pb	Ni	Ag	Zn	CN	pH	O & G	TTO	Other Parameters
BS20	6/23/2016	0.000	0.003	0.132	0.022	0.004	0.001	0.381		7.1			Mo = 2.378 ppb As = 0.765 ppb Se = <1.00 ppb Sn = <5.0 BOD = 482.2 ppm Hg = 39.6 ppt Ammonia = 45.8 ppm Nitrate+Nitrite = <0.1 ppm TKN = 71.4 ppm Total N = 71.4 ppm TSS = 294 ppm
BS23	2/4/2016	0.000	0.004	0.051	0.016	0.008	0.002	0.103	0.004	7.4			Mo = 0.957 ppb As = <0.500 ppb Se = <1.00 ppb Hg = 835 ppt Ammonia = 21.7 ppm Nitrate+Nitrite = 0.70 ppm TKN = 46.3 ppm Total N = 47 ppm TSS = 318 ppm
BS26	4/27/2016												No Sample
SW O190020	4/28/2016												Fecal = 230 MPN/100ml Ammonia - 0.505

ATTACHMENT VOLUME II

SECTION 8

***SUMMARY OF NOTICE OF
VIOLATION LETTERS ISSUED***

***SUMMARY OF NOTICE OF
VIOLATION LETTERS ISSUED***

FIELD'S POINT

Field's Point
Notices of Violation Issued - 2016

User Classification	Category	Company Name	Letter of Deficiency	Failure to Meet Standards	Report Not Signed	Failure to Submit Reports	Notice of pH Violations	Failure to Immediately Report Violation	Failure to Satisfy NBC Requirements	Failure to Pay Permit Fee/Notice of Non-Payment	Average Limit Violation	Failure to Sample / Analyze All Parameters	Failure to Accurately Report Effluent Values	Failure to Report Pretreatment Equipment Failure	Discharge of Prohibited Material	Failure to Maintain Pretreatment System	Discharging without Permit
3	82	1302 Marketplace	0	0	0	0	0	0	0	0	0	0	0	0	0	0	0
3	85	141 Westminster Corporation	0	0	0	0	0	0	0	0	0	0	0	0	0	0	0
3	86	144 Benefit Street Associates	0	0	0	0	0	0	0	0	0	0	0	0	0	0	0
3	85	1484 Company, LLC	0	0	0	0	0	0	0	0	0	0	0	0	0	0	0
3	86	180 GCMB, LLC	0	0	0	0	0	0	0	0	0	0	0	0	0	0	0
3	85	1871 Mineral Spring Corporation	0	0	0	0	0	0	0	0	0	0	0	0	0	0	0
3	81	221 Academy Ave. Meat, Inc.	1	0	0	0	0	0	0	0	0	0	0	0	0	0	0
3	92	248 Academy Laundromat, LLC	0	0	0	0	0	0	0	0	0	0	0	0	0	0	0
3	85	3 Guys Pizza	0	0	0	0	0	0	0	2	0	0	0	0	0	0	0
3	85	334 South Water, Inc.	0	0	0	0	0	0	0	1	0	0	0	0	0	0	0
3	85	383 Corp	0	0	0	0	0	0	0	0	0	0	0	0	0	0	0
3	85	383 Corp.	0	0	0	0	0	0	0	0	0	0	0	0	0	0	0
3	85	383 Corporation - First Floor	0	0	0	0	0	0	0	0	0	0	0	0	0	0	0
3	85	383 Corporation - Second Floor	0	0	0	0	0	0	0	0	0	0	0	0	0	0	0
3	85	383 Corporation - Third Floor	0	0	0	0	0	0	0	0	0	0	0	0	0	0	0
3	85	424 Smith Street, Inc.	0	0	0	0	0	0	0	0	0	0	0	0	0	0	0
3	74	5 Star Restaurant	0	0	0	0	0	0	0	0	0	0	0	0	0	0	0
3	92	615 Charles Street, Inc.	0	0	0	0	0	0	0	0	0	0	0	0	0	0	0
3	85	69 Empire Corporation	0	0	0	0	0	0	0	0	0	0	0	0	0	0	0
3	85	73 Washington Corp.	0	0	0	0	0	0	0	0	0	0	0	0	0	0	0
3	85	78 Dorrance Corporation	0	0	0	0	0	0	0	0	0	0	0	0	0	0	0
3	85	7-Eleven (Charles Street)	0	0	0	0	0	0	0	1	0	0	0	0	0	0	0
3	85	7-Eleven (Johnston)	0	0	0	0	0	0	0	0	0	0	0	0	0	0	0
3	85	7-Eleven, Inc. (Atwells)	0	0	0	0	0	0	0	0	0	0	0	0	0	0	0
3	85	7-Eleven, Inc. (Broad Street)	0	0	0	0	0	0	0	0	0	0	0	0	0	0	0
3	85	7-Eleven, Inc. (Cranston Street)	1	0	0	0	0	0	0	0	0	0	0	0	0	0	0
3	85	800 Allens Restaurant, LLC	0	0	0	0	0	0	0	0	0	0	0	0	0	0	0
3	85	A & F Foods, LLC	0	0	0	0	0	0	0	0	0	0	0	0	0	0	0
1	11	A & F Plating Company	0	1	0	0	2	0	2	0	0	0	0	0	0	0	0
3	37	A Duie Pyle, Inc.	0	1	0	0	0	0	0	0	0	0	0	0	0	0	0
3	72	A Perfect Print	0	0	0	0	0	0	1	0	0	0	0	0	0	0	0
3	42	A Stone Greenlawn, LLC	0	0	0	1	0	0	0	0	0	0	0	0	0	0	0
3	85	A&M Fairway, Inc.	0	0	0	0	0	0	0	0	0	0	0	0	0	0	0
2	22	A. Harrison & Company, Inc.	0	0	0	0	0	0	0	0	0	0	0	0	0	0	0
3	96	A.A. Mariani Funeral/Carriage	0	0	0	0	0	0	0	0	0	0	0	0	0	0	0
3	85	A.D.J. Donuts	0	0	0	0	0	0	0	0	0	0	0	0	0	0	0
3	37	AAA Northeast Warehouse/Fleet Operations	0	0	0	0	0	0	0	0	0	0	0	0	0	0	0
3	60	ABKC Holdings Corp.	0	0	0	0	0	0	2	0	0	0	0	0	0	0	0
3	71	Able Restoration, Inc.	0	0	0	0	0	0	0	0	0	0	0	0	0	0	0
3	85	Abyssinia Restaurant, LLC	0	0	0	0	0	0	0	0	0	0	0	0	0	0	0
3	74	Accu Rx, Inc.	0	0	0	0	0	0	0	0	0	0	0	0	0	0	0
3	86	Achievement First	0	0	0	0	0	0	0	0	0	0	0	0	0	0	0
3	85	Ada's Creations, Inc.	0	0	0	0	0	0	0	0	0	0	0	0	0	0	0
3	92	Addies Laundromat	0	0	0	0	0	0	0	0	0	0	0	0	0	0	0
3	85	Admiral Donuts, Inc.	1	0	0	0	0	0	0	0	0	0	0	0	0	0	0
3	42	Admiral Packaging	1	0	0	0	0	0	0	0	0	0	0	0	0	0	0
3	92	Admiral Suds Laundry	0	0	0	0	0	0	0	0	0	0	0	0	0	0	0
3	85	Adriana Inc.	0	0	0	0	0	0	0	0	0	0	0	0	0	0	0
3	94	Advanced Dental Care	0	0	0	1	0	0	0	0	0	0	0	0	0	0	0
3	86	Aipso	0	0	0	0	0	0	0	0	0	0	0	0	0	0	0
3	85	AJG Corp.	0	0	0	0	0	0	0	1	0	0	0	0	0	0	0
3	85	Al Forno	0	0	0	0	0	0	0	0	0	0	0	0	0	0	0
3	95	Alan Shawn Feinstein College	0	0	0	0	0	0	0	0	0	0	0	0	0	0	0
3	85	Alberto K. Corporation	0	0	0	0	0	0	0	0	0	0	0	0	0	0	0
3	81	Al-Jac Produce	0	0	0	4	0	0	0	0	0	0	0	0	0	0	0

USER CLASSIFICATION
(1) Significant - Categorical
(2) Significant - Non-Categorical
(3) Non-Significant

Field's Point
Notices of Violation Issued - 2016

User Classification	Category	Company Name	Letter of Deficiency	Failure to Meet Standards	Report Not Signed	Failure to Submit Reports	Notice of pH Violations	Failure to Immediately Report Violation	Failure to Satisfy NBC Requirements	Failure to Pay Permit Fee/Notice of Non-Payment	Average Limit Violation	Failure to Sample / Analyze All Parameters	Failure to Accurately Report Effluent Values	Failure to Report Pretreatment Equipment Failure	Discharge of Prohibited Material	Failure to Maintain Pretreatment System	Discharging without Permit
3	60	All Pro Steam Cleaning	0	0	0	0	0	0	2	0	0	0	0	0	0	0	0
2	43	Alloy Holdings, LLC	0	0	0	0	0	0	0	0	0	0	0	0	0	0	0
3	97	Alpine Auto Body, Inc.	0	0	0	1	0	0	0	0	0	0	0	0	0	0	0
3	42	Aluminum & Copper Recycling, Inc.	0	0	0	0	0	0	0	0	0	0	0	0	0	0	0
3	42	Alviti Link-All, Inc.	0	0	0	1	0	0	0	0	0	0	0	0	0	0	0
3	85	Amano Restaurant Group, LLC	0	0	0	0	0	0	0	0	0	0	0	0	0	0	0
3	85	Amerada Hess Corporation (Manton Ave.)	0	0	0	0	0	0	0	0	0	0	0	0	0	0	0
3	42	American Tin and Solder	0	0	0	1	0	0	0	0	0	0	0	0	0	0	0
3	85	Americana Expo Center, LLC	0	0	0	0	0	0	5	0	0	0	0	0	0	0	0
3	85	Amos House	0	0	0	0	0	0	0	0	0	0	0	0	0	0	0
3	74	Amy's Place	0	0	0	0	0	0	3	0	0	0	0	0	0	0	0
3	85	Andino's Restaurant	0	0	0	0	0	0	0	0	0	0	0	0	0	0	0
3	85	Andrade Cranston Donuts	0	0	0	0	0	0	0	0	0	0	0	0	0	0	0
3	85	Andrea's Restaurant (Thayer Street)	0	0	0	0	0	0	0	0	0	0	0	0	0	0	0
3	85	Andrea's Restaurant (Westminster Street)	0	0	0	0	0	0	1	0	0	0	0	0	0	0	0
3	94	Angell Street Dental Associate	0	0	0	0	0	0	0	0	0	0	0	0	0	0	0
3	81	Angelo, Inc.	0	1	0	9	0	1	0	0	0	0	0	0	0	0	0
3	85	Angkor Restaurant	0	0	0	0	0	0	3	0	0	0	0	0	0	0	0
3	85	Anjon, Inc.	0	0	0	0	0	0	0	0	0	0	0	0	0	0	0
3	41	Annex Plating	0	0	0	2	0	0	0	0	0	0	0	0	0	0	0
3	94	Anthony M. Paolucci, DMD, P.C.	0	0	0	1	0	0	0	0	0	0	0	0	0	0	0
3	94	Anthony Paolucci Family Dentists	0	0	0	0	0	0	0	0	0	0	0	0	0	0	0
3	74	Anthony Pricolo Dental Lab	0	0	0	0	0	0	0	0	0	0	0	0	0	0	0
3	85	Antojitos Quetzal, Inc.	0	0	0	0	0	0	0	0	0	0	0	0	0	0	0
3	81	Antonelli Poultry	0	0	0	0	0	0	0	0	0	0	0	0	0	0	0
3	85	Antonio's Pizza - Thayer Street, LLC	0	0	0	0	0	0	0	0	0	0	0	0	0	0	0
3	46	Apac Tool, Inc.	0	0	0	0	0	0	2	0	0	0	0	0	0	0	0
3	85	Apsara Restaurant	0	0	0	0	0	0	2	0	0	0	0	0	0	0	0
3	74	Aqua and Bluefin Grille at the Marriot	0	0	0	0	0	0	0	0	0	0	0	0	0	0	0
3	95	ARA-Rhode Island Dialysis	0	0	0	0	0	0	0	0	0	0	0	0	0	0	0
3	86	Arbor Hill Assisted Living	0	0	0	0	0	0	1	0	0	0	0	0	0	0	0
3	85	Archangel Michael, Inc.	0	0	0	0	0	0	0	0	0	0	0	0	0	0	0
3	42	Arden Jewelry Mfg. Co.	0	0	0	0	0	0	0	0	0	0	0	0	0	0	0
3	85	AREE, LLC	0	0	0	0	0	0	0	0	0	0	0	0	0	0	0
3	99	Aristocrat Dental Laboratory	0	0	0	0	0	0	0	0	0	0	0	0	0	0	0
3	82	Armando and Sons # 2, Inc.	0	0	0	1	0	0	0	0	0	0	0	0	0	0	0
1	11	Armbrust International, Ltd.	0	0	0	1	0	0	0	3	0	0	0	0	0	0	0
3	85	Armstrong/Gladding, American Post. #69	0	0	0	0	0	0	0	2	0	0	0	0	0	0	0
3	42	Aro-Sac, Inc.	0	0	0	0	0	0	0	0	0	0	0	0	0	0	0
3	74	Artspot Cafe	0	0	0	0	0	0	0	0	0	0	0	0	0	0	0
3	85	Aruba Steve's	0	0	0	0	0	0	0	1	0	0	0	0	0	0	0
3	99	AS220	0	0	0	0	0	0	0	0	0	0	0	0	0	0	0
3	24	AS220 - Print Shop	0	0	0	0	0	0	1	0	0	0	0	0	0	0	0
3	81	Asian Star Market, Inc.	0	0	0	0	0	0	0	0	0	0	0	0	0	0	0
3	94	Aspen Dental	0	0	0	0	0	0	0	0	0	0	0	0	0	0	0
3	21	Atamian Manufacturing Corp.	0	0	0	0	0	0	0	0	0	0	0	0	0	0	0
3	85	Atwells Realty Corporation	0	0	0	0	0	0	0	0	0	0	0	0	0	0	0
3	94	Atwill-Conroy Providence, LLC	0	0	0	0	0	0	1	0	0	0	0	0	0	0	0
3	97	Atwood Car Wash	0	0	0	1	0	0	0	0	0	0	0	0	0	0	0
3	92	Atwood Laundromat	0	0	0	0	0	0	0	0	0	0	0	0	0	0	0
3	85	Au Bon Pain - Women & Infants' Hospital	0	0	0	0	0	0	0	0	0	0	0	0	0	0	0
3	85	Au Bon Pain Company, Inc.	0	0	0	0	0	0	0	0	0	0	0	0	0	0	0
3	85	Aurora Civic Association	0	0	0	0	0	0	2	1	0	0	0	0	0	0	0
3	42	Auto Parts Group Southwest, LLC (Johnston)	0	0	0	0	0	0	0	0	0	0	0	0	0	0	0
3	74	Auto Plus	0	0	0	0	0	0	0	0	0	0	0	0	0	0	0

USER CLASSIFICATION
(1) Significant - Categorical
(2) Significant - Non-Categorical
(3) Non-Significant

Field's Point
Notices of Violation Issued - 2016

User Classification	Category	Company Name	Letter of Deficiency	Failure to Meet Standards	Report Not Signed	Failure to Submit Reports	Notice of pH Violations	Failure to Immediately Report Violation	Failure to Satisfy NBC Requirements	Failure to Pay Permit Fee/Notice of Non-Payment	Average Limit Violation	Failure to Sample / Analyze All Parameters	Failure to Accurately Report Effluent Values	Failure to Report Pretreatment Equipment Failure	Discharge of Prohibited Material	Failure to Maintain Pretreatment System	Discharging without Permit
3	89	Avalon Bay - Center Place	0	0	0	3	0	0	2	0	0	0	0	0	0	0	0
3	85	Avenue Grille	0	0	0	0	0	0	0	0	0	0	0	0	0	0	0
3	74	AWK Corporation	0	0	0	0	0	0	0	0	0	0	0	0	0	0	0
3	92	Aznet LLC	0	0	0	0	0	0	0	0	0	0	0	0	0	0	0
3	85	B&D LLC	0	0	0	0	0	0	0	0	0	0	0	0	0	0	0
3	81	B. Deltoro & Sons, Inc.	0	0	0	0	0	0	0	0	0	0	0	0	0	0	0
3	96	B. Maceroni & Sons, Inc.	0	0	0	0	0	0	0	0	0	0	0	0	0	0	0
3	97	B. R. Kingston LLC	0	0	0	0	0	0	0	0	0	0	0	0	0	0	0
3	86	B.J. Clanton Complex	0	0	0	0	0	0	0	1	0	0	0	0	0	0	0
3	85	Babylon 1, Inc.	2	0	0	0	0	0	0	2	0	0	0	0	0	0	0
3	85	Bacani Enterprises	0	0	0	0	0	0	3	0	0	0	0	0	0	0	0
3	85	Bacaro Restaurant	0	0	0	0	0	0	0	0	0	0	0	0	0	0	0
3	81	Baffoni's Poultry Farm	0	0	0	8	0	0	0	0	0	0	0	0	0	0	0
3	81	Bagel Express	0	0	0	5	0	0	0	1	0	0	0	0	0	0	0
3	85	Baja's	0	0	0	0	0	0	0	0	0	0	0	0	0	0	0
3	85	Baker Street Café, LLC	0	0	0	5	0	0	3	0	0	0	0	0	0	0	0
3	37	Ballard Mack Sales and Service of RI	0	0	0	0	0	0	0	0	0	0	0	0	0	0	0
3	85	Bang Bar, Inc.	0	0	0	0	0	0	0	0	0	0	0	0	0	0	0
3	89	Bank of America City Center	0	0	0	0	0	0	0	0	0	0	0	0	0	0	0
3	86	Bannister House, Inc.	0	0	0	0	0	0	0	0	0	0	0	0	0	0	0
3	94	Barbara Mancini Cavicchio, DDS	0	0	0	0	0	0	0	0	0	0	0	0	0	0	0
3	85	Barbara's Catering	0	0	0	0	0	0	0	0	0	0	0	0	0	0	0
3	85	Basha Restaurant & Bar, Inc.	0	0	0	0	0	0	0	0	0	0	0	0	0	0	0
3	85	Bay Foods, Inc.	1	0	0	0	0	0	0	0	0	0	0	0	0	0	0
3	95	Bayside Endoscopy Center, LLC.	0	0	0	0	0	0	0	0	0	0	0	0	0	0	0
3	85	BBRG TR Operating, LLC	0	0	0	0	0	0	1	0	0	0	0	0	0	0	0
3	85	Being Sisypus, Inc.	0	0	0	0	0	0	0	0	0	0	0	0	0	0	0
3	96	Bell Funeral Home, Inc.	0	0	0	0	0	0	0	0	0	0	0	0	0	0	0
3	42	Bella's Jewelry	0	0	0	3	0	0	5	3	0	0	0	0	0	0	0
3	86	Beneficent House, Inc.	0	0	0	0	0	0	1	0	0	0	0	0	0	0	0
3	86	Berkshire Place, Ltd.	0	0	0	0	0	0	0	0	0	0	0	0	0	0	0
3	92	Best Cleaner, Inc.	0	0	0	0	0	0	0	0	0	0	0	0	0	0	0
3	85	Best Eastern Chinese Restaurant	1	0	0	0	0	0	1	0	0	0	0	0	0	0	0
3	85	Best Taste	1	0	0	0	0	0	0	0	0	0	0	0	0	0	0
3	86	Bethany Home of Rhode Island	0	0	0	0	0	0	0	0	0	0	0	0	0	0	0
3	85	Better Burger Company	0	0	0	0	0	0	0	0	0	0	0	0	0	0	0
3	85	Betty's Restaurant	0	0	0	0	0	0	0	0	0	0	0	0	0	0	0
3	85	Big Ricks Subs and Wieners	0	0	0	0	0	0	0	1	0	0	0	0	0	0	0
3	85	Big Tony's Pizza	0	0	0	0	0	0	0	0	0	0	0	0	0	0	0
3	95	Bitumar	0	0	0	0	0	0	0	0	0	0	0	0	0	0	0
3	82	BJ's Wholesale Club	0	0	0	0	0	0	0	0	0	0	0	0	0	0	0
3	85	BL Restaurant Operations, LLC	0	0	0	0	0	0	2	0	0	0	0	0	0	0	0
3	92	Blossom Laundry, Inc.	0	0	0	0	0	0	0	0	0	0	0	0	0	0	0
3	86	Blue Cross-Blue Shield	0	0	0	0	0	0	0	0	0	0	0	0	0	0	0
3	85	Blue Elephant Restaurant, Inc.	0	0	0	0	0	0	0	0	0	0	0	0	0	0	0
3	85	BMFERS LLC	0	0	0	0	0	0	0	0	0	0	0	0	0	0	0
3	85	Boat on the Blue, Inc.	0	0	0	0	0	0	0	0	0	0	0	0	0	0	0
3	85	Bob & Timmy's Grilled Pizza	1	0	0	0	0	0	0	3	0	0	0	0	0	0	0
3	85	Bob's Riccotti's Sandwich Shop	0	0	0	0	0	0	0	0	0	0	0	0	0	0	0
3	85	Bocado Tapas Wine Bar	0	0	0	0	0	0	0	0	0	0	0	0	0	0	0
3	37	Bonanza Acquisition, LLC	0	0	0	1	0	0	0	0	0	0	0	0	0	0	0
3	81	Bonollo Provisions Co., Inc.	0	0	0	0	0	0	0	0	0	0	0	0	0	0	0
3	85	Boojums, Inc.	0	0	0	0	0	0	0	2	0	0	0	0	0	0	0
3	81	Borrelli's Bakery	0	0	0	5	0	0	0	0	0	0	0	0	0	0	0
3	85	Boston Market - Providence	0	0	0	0	0	0	0	0	0	0	0	0	0	0	0

USER CLASSIFICATION
(1) Significant - Categorical
(2) Significant - Non-Categorical
(3) Non-Significant

Field's Point
Notices of Violation Issued - 2016

User Classification	Category	Company Name	Letter of Deficiency	Failure to Meet Standards	Report Not Signed	Failure to Submit Reports	Notice of pH Violations	Failure to Immediately Report Violation	Failure to Satisfy NBC Requirements	Failure to Pay Permit Fee/Notice of Non-Payment	Average Limit Violation	Failure to Sample / Analyze All Parameters	Failure to Accurately Report Effluent Values	Failure to Report Pretreatment Equipment Failure	Discharge of Prohibited Material	Failure to Maintain Pretreatment System	Discharging without Permit
3	85	Bravo Brasserie	0	0	0	0	0	0	0	0	0	0	0	0	0	0	0
3	81	Bread Unlimited, LLC	0	0	0	1	0	0	0	0	0	0	0	0	0	0	0
3	85	Brewed Awakenings Coffeehouse, LLC	0	0	0	0	0	0	0	0	0	0	0	0	0	0	0
3	85	Briana's Restaurant	0	0	0	0	0	0	0	0	0	0	0	0	0	0	0
3	86	Briarcliffe Gardens	0	0	0	0	0	0	0	0	0	0	0	0	0	0	0
3	96	Bright Funeral Home	0	0	0	0	0	0	0	1	0	0	0	0	0	0	0
3	71	Britannia Pacific Properties	0	0	0	0	0	0	0	0	0	0	0	0	0	0	0
3	97	Brittany Motors	0	0	0	1	0	0	0	0	0	0	0	0	0	0	0
3	92	Broad and Potter Laundromat	0	0	0	0	0	0	0	1	0	0	0	0	0	0	0
3	81	Broad, Inc.	0	0	0	1	0	0	0	0	0	0	0	0	0	0	0
3	85	Broadway Bistro	0	0	0	0	0	0	0	0	0	0	0	0	0	0	0
3	92	Broadway Laundry, Inc.	0	0	0	0	0	0	0	0	0	0	0	0	0	0	0
3	85	Brother's Famous Pizza	0	0	0	0	0	0	0	0	0	0	0	0	0	0	0
3	86	Brown University	0	0	0	0	0	0	0	0	0	0	0	0	0	0	0
3	52	Brown University - Alumnae Hall	0	0	0	0	0	0	0	0	0	0	0	0	0	0	0
3	86	Brown University - Andrews Hall	0	0	0	0	0	0	0	0	0	0	0	0	0	0	0
3	74	Brown University - Applied Math Building	0	0	0	0	0	0	0	0	0	0	0	0	0	0	0
3	86	Brown University - Barbour Hall	0	0	0	0	0	0	0	0	0	0	0	0	0	0	0
3	95	Brown University - Barus & Holley	0	0	0	0	0	0	0	0	0	0	0	0	0	0	0
3	86	Brown University - Carr House	0	0	0	0	0	0	0	0	0	0	0	0	0	0	0
3	52	Brown University - Central Heat Plant	0	1	0	0	0	0	0	0	0	0	0	0	0	0	0
3	86	Brown University - Diman & Wayland House	0	0	0	0	0	0	0	0	0	0	0	0	0	0	0
3	97	Brown University - Facilities Management	0	0	0	0	0	0	0	0	0	0	0	0	0	0	0
3	85	Brown University - Faculty Club	0	0	0	0	0	0	0	0	0	0	0	0	0	0	0
3	95	Brown University - Geochem	0	0	0	0	0	0	0	0	0	0	0	0	0	0	0
3	86	Brown University - Graduate Center	0	0	0	0	0	0	0	0	0	0	0	0	0	0	0
3	86	Brown University - Granoff Center	0	0	0	0	0	0	0	0	0	0	0	0	0	0	0
3	86	Brown University - Harkness House	0	0	0	0	0	0	0	0	0	0	0	0	0	0	0
3	86	Brown University - Hope College	0	0	0	0	0	0	0	0	0	0	0	0	0	0	0
3	86	Brown University - Horace Mann	0	0	0	0	0	0	0	0	0	0	0	0	0	0	0
3	95	Brown University - Hunter Lab	0	0	0	0	0	0	0	0	0	0	0	0	0	0	0
3	86	Brown University - Josiah's	0	0	0	0	0	0	0	0	0	0	0	0	0	0	0
3	86	Brown University - Keeney Quad	0	0	0	0	0	0	0	0	0	0	0	0	0	0	0
3	93	Brown University - List Art	0	0	0	0	0	0	0	0	0	0	0	0	0	0	0
3	86	Brown University - Lyman Hall	0	0	0	0	0	0	0	0	0	0	0	0	0	0	0
3	86	Brown University - Manning Building	0	0	0	0	0	0	0	0	0	0	0	0	0	0	0
3	95	Brown University - Medical Education Bldg.	0	0	0	0	0	0	0	0	0	0	0	0	0	0	0
3	74	Brown University - Medical Research Lab	0	0	0	0	0	0	0	0	0	0	0	0	0	0	0
3	89	Brown University - Meehan Auditorium	0	0	0	0	0	0	0	0	0	0	0	0	0	0	0
3	86	Brown University - Metcalf hall	0	0	0	0	0	0	0	0	0	0	0	0	0	0	0
3	86	Brown University - Miller Hall	0	0	0	0	0	0	0	0	0	0	0	0	0	0	0
3	89	Brown University - Nelson Fitness Center	0	0	0	0	0	0	0	0	0	0	0	0	0	0	0
3	86	Brown University - New Pembroke Hall	0	0	0	0	0	0	0	0	0	0	0	0	0	0	0
3	40	Brown University - Remediation Project	0	0	0	1	0	0	0	0	0	0	0	0	0	0	0
3	86	Brown University - Rhode Island Hall	0	0	0	0	0	0	0	0	0	0	0	0	0	0	0
3	74	Brown University - School of Engineering	0	0	0	0	0	0	0	0	0	0	0	0	0	0	0
3	86	Brown University - Sears House	0	0	0	0	0	0	0	0	0	0	0	0	0	0	0
3	85	Brown University - Sharpe Refectory	0	0	0	0	0	0	0	0	0	0	0	0	0	0	0
3	95	Brown University - Sidney Frank Hall	0	0	0	0	0	0	0	0	0	0	0	0	0	0	0
3	84	Brown University - Strip Mall	0	0	0	0	0	0	0	0	0	0	0	0	0	0	0
3	86	Brown University - Verney Woolley	0	0	0	0	0	0	0	0	0	0	0	0	0	0	0
3	95	Brown University - W. Duncan Macmillan	0	0	0	0	0	0	0	0	0	0	0	0	0	0	0
3	53	Brown University - Watson Center	0	0	0	0	0	0	0	0	0	0	0	0	0	0	0
3	86	Brown University - Wriston Quad	0	0	0	0	0	0	0	0	0	0	0	0	0	0	0
3	85	Bubble Tea House	0	0	0	0	0	0	0	2	0	0	0	0	0	0	0

USER CLASSIFICATION
(1) Significant - Categorical
(2) Significant - Non-Categorical
(3) Non-Significant

Field's Point
Notices of Violation Issued - 2016

User Classification	Category	Company Name	Letter of Deficiency	Failure to Meet Standards	Report Not Signed	Failure to Submit Reports	Notice of pH Violations	Failure to Immediately Report Violation	Failure to Satisfy NBC Requirements	Failure to Pay Permit Fee/Notice of Non-Payment	Average Limit Violation	Failure to Sample / Analyze All Parameters	Failure to Accurately Report Effluent Values	Failure to Report Pretreatment Equipment Failure	Discharge of Prohibited Material	Failure to Maintain Pretreatment System	Discharging without Permit
3	74	Bucktown PVD, LLC	0	0	0	0	0	0	4	0	0	0	0	0	0	0	0
3	85	Burger Domination, LLC	0	0	0	0	0	0	0	0	0	0	0	0	0	0	0
3	85	Burger King #10759 - Mineral Spring Ave., NP	0	0	0	0	0	0	0	0	0	0	0	0	0	0	0
3	85	Burger King #1989 - Smithfield Ave.	0	0	0	0	0	0	0	0	0	0	0	0	0	0	0
3	85	Burger King #2421 - Broad St.	0	0	0	0	0	0	0	0	0	0	0	0	0	0	0
3	85	Burger King #3406 - Pleasant Valley Pkwy.	0	0	0	0	0	0	0	0	0	0	0	0	0	0	0
3	92	Busy Bubbles	0	0	0	0	0	0	0	1	0	0	0	0	0	0	0
3	90	Butler Hospital	0	1	0	0	0	0	0	0	0	0	0	0	0	0	0
3	85	C&L Johnston, LLC	0	0	0	0	0	0	0	0	0	0	0	0	0	0	0
3	85	Cafe Choklad	0	0	0	0	0	0	0	1	0	0	0	0	0	0	0
3	85	Cafe La France - Empire	0	0	0	0	0	0	0	0	0	0	0	0	0	0	0
3	85	Cafe Nuovo	0	0	0	0	0	0	0	0	0	0	0	0	0	0	0
3	85	Cafe Providence	0	0	0	0	0	0	0	1	0	0	0	0	0	0	0
3	85	Cajun Luau	0	0	0	0	0	0	2	1	0	0	0	0	0	0	0
3	85	Calf Donuts, Inc.	0	0	0	0	0	0	0	0	0	0	0	0	0	0	0
3	85	Cal's Corner Restaurant	0	0	0	0	0	0	0	0	0	0	0	0	0	0	0
3	92	Camila Dry Cleaner, LLC	0	0	0	0	0	0	0	0	0	0	0	0	0	0	0
3	85	Capital Grille Holdings, Inc.	0	0	0	0	0	0	1	0	0	0	0	0	0	0	0
3	86	Capitol Ridge at Providence - Harbor	0	0	0	0	0	0	1	0	0	0	0	0	0	0	0
3	86	Capitol Ridge at Providence - Lodge	0	0	0	0	0	0	1	0	0	0	0	0	0	0	0
3	85	Capriccio's Restaurant	0	0	0	0	0	0	0	0	0	0	0	0	0	0	0
3	71	Carcieris Market	0	0	0	0	0	0	0	0	0	0	0	0	0	0	0
3	74	Cardiac Imaging	0	0	0	0	0	0	0	0	0	0	0	0	0	0	0
3	94	Caress Dental, Inc.	0	0	0	0	0	0	0	0	0	0	0	0	0	0	0
3	85	Caribe Mini Mart, LLC	0	0	0	0	0	0	0	1	0	0	0	0	0	0	0
3	85	Caribe Restaurant	0	0	0	0	0	0	1	1	0	0	0	0	0	0	0
3	86	Carl G. Lauro School	0	0	0	0	0	0	0	1	0	0	0	0	0	0	0
3	85	Carrie's Restaurant, Inc.	0	0	0	0	0	0	0	0	0	0	0	0	0	0	0
3	85	Carrie's Seafood Express	0	0	0	0	0	0	0	0	0	0	0	0	0	0	0
3	85	Casa Mexico	1	0	0	0	0	0	0	1	0	0	0	0	0	0	0
3	85	Caserta Pizzeria	0	0	0	0	0	0	0	0	0	0	0	0	0	0	0
3	85	Cassarino's Restaurant	0	0	0	0	0	0	0	0	0	0	0	0	0	0	0
3	85	Catanzaro's Pizzeria	0	0	0	0	0	0	0	0	0	0	0	0	0	0	0
3	24	Cathedral Art Metal Co., Inc.	0	0	0	0	0	0	0	0	0	0	0	0	0	0	0
3	85	CAV Restaurant	0	0	0	0	0	0	0	0	0	0	0	0	0	0	0
3	92	Celebrity Cleaners	0	0	0	0	0	0	0	0	0	0	0	0	0	0	0
3	74	Center for Women's Surgery	0	0	0	0	0	0	0	0	0	0	0	0	0	0	0
3	86	Central High School	1	0	0	0	0	0	0	0	0	0	0	0	0	0	0
3	85	Centredale Donuts	0	0	0	0	0	0	0	0	0	0	0	0	0	0	0
3	81	Centroamerica Dtribuidora Supermarket	0	0	0	0	0	0	2	0	0	0	0	0	0	0	0
3	99	Certified Disaster Restoration	0	0	0	8	0	0	0	0	0	0	0	0	0	0	0
3	85	Chalk Donuts, Inc.	0	0	0	0	0	0	0	0	0	0	0	0	0	0	0
3	97	Chalkstone Auto Body, Inc.	0	0	0	0	0	0	0	0	0	0	0	0	0	0	0
3	82	Chalkstone Supermarket	0	0	0	8	0	0	0	2	0	0	0	0	0	0	0
3	94	Champagne & Light, DMDs	0	0	0	1	0	0	0	0	0	0	0	0	0	0	0
3	85	Chanthathim, Inc.	0	0	0	0	0	0	0	2	0	0	0	0	0	0	0
3	85	Charles Street Coffee Company	0	0	0	0	0	0	0	3	0	0	0	0	0	0	0
3	85	Charles Street Diner	0	0	0	0	0	0	0	0	0	0	0	0	0	0	0
3	86	Charlesgate Nursing Center	0	0	0	0	0	0	0	0	0	0	0	0	0	0	0
3	85	Charley PR, Inc.	1	0	0	0	0	0	0	0	0	0	0	0	0	0	0
3	85	Chef Ho's	0	0	0	0	0	0	0	0	0	0	0	0	0	0	0
3	85	Chelo's	0	0	0	0	0	0	0	0	0	0	0	0	0	0	0
3	85	Cheng's Kitchen	0	0	0	0	0	0	0	0	0	0	0	0	0	0	0
3	85	Cherry Hill Grille	0	0	0	0	0	0	0	0	0	0	0	0	0	0	0
3	86	Cherry Hill Manor	0	0	0	0	0	0	0	0	0	0	0	0	0	0	0

USER CLASSIFICATION
(1) Significant - Categorical
(2) Significant - Non-Categorical
(3) Non-Significant

Field's Point
Notices of Violation Issued - 2016

User Classification	Category	Company Name	Letter of Deficiency	Failure to Meet Standards	Report Not Signed	Failure to Submit Reports	Notice of pH Violations	Failure to Immediately Report Violation	Failure to Satisfy NBC Requirements	Failure to Pay Permit Fee/Notice of Non-Payment	Average Limit Violation	Failure to Sample / Analyze All Parameters	Failure to Accurately Report Effluent Values	Failure to Report Pretreatment Equipment Failure	Discharge of Prohibited Material	Failure to Maintain Pretreatment System	Discharging without Permit
3	85	Chez Pascal	0	0	0	0	0	0	1	0	0	0	0	0	0	0	0
3	85	China Garden Chinese Restaurant	0	0	0	0	0	0	0	0	0	0	0	0	0	0	0
3	85	China Jade Restaurant	0	0	0	0	0	0	0	0	0	0	0	0	0	0	0
3	85	Chipotle Mexican Grill of Colorado, LLC	0	0	0	0	0	0	0	0	0	0	0	0	0	0	0
3	85	Choi's Restaurant	1	0	0	0	0	0	0	3	0	0	0	0	0	0	0
3	85	Chow Fun, Inc.	0	0	0	0	0	0	0	0	0	0	0	0	0	0	0
3	86	Christian Brothers, LLC	0	0	0	0	0	0	0	1	0	0	0	0	0	0	0
3	84	Christiansen Dairy Co. Inc.	0	0	0	0	0	0	0	0	0	0	0	0	0	0	0
3	94	Christina D. Dicomés DMD	0	0	0	1	0	0	0	0	0	0	0	0	0	0	0
3	53	Churchill & Banks Co.	0	0	0	0	0	0	0	0	0	0	0	0	0	0	0
3	81	Ciao Italia Bakery, Inc.	0	1	0	7	0	0	0	0	0	0	0	0	0	0	0
3	85	Ciara Restaurant and Lounge, Inc.	0	0	0	0	0	0	0	0	0	0	0	0	0	0	0
3	82	Cibao Supermarket	0	0	0	1	0	0	0	1	0	0	0	0	0	0	0
3	85	Cilantro Restaurant Partners, LLC	0	0	0	0	0	0	0	0	0	0	0	0	0	0	0
3	85	Circe	0	0	0	0	0	0	0	0	0	0	0	0	0	0	0
3	85	Cisco's Pizza	0	0	0	0	0	0	0	0	0	0	0	0	0	0	0
3	71	City Girl Cupcakes	0	0	0	0	0	0	0	0	0	0	0	0	0	0	0
3	60	City Kitty Veterinary Clinic	0	0	0	0	0	0	0	0	0	0	0	0	0	0	0
3	86	City of Providence	0	0	0	0	0	0	0	0	0	0	0	0	0	0	0
3	94	Cityline Dental	0	0	0	1	0	0	0	0	0	0	0	0	0	0	0
3	86	CJUF III MJH Providence, LLC	0	0	0	0	0	0	0	0	0	0	0	0	0	0	0
3	85	Clean Plate	0	0	0	0	0	0	0	2	0	0	0	0	0	0	0
3	85	Club Fantasies	0	0	0	0	0	0	0	0	0	0	0	0	0	0	0
3	85	CMG Holding Company, LLC	0	0	0	0	0	0	0	0	0	0	0	0	0	0	0
3	37	Coca Cola Enterprises, Inc.	0	0	0	0	0	0	0	0	0	0	0	0	0	0	0
3	85	Coffee Plus Snack Bar V.F.#68	0	0	0	0	0	0	0	0	0	0	0	0	0	0	0
3	92	Coin-Op - Providence	0	0	0	0	0	0	0	0	0	0	0	0	0	0	0
3	97	Colbea, LLC (North Main)	0	0	0	0	0	0	0	0	0	0	0	0	0	0	0
3	97	Coletta's Collision Center	0	0	0	0	0	0	0	0	0	0	0	0	0	0	0
3	94	Comfort Dental	0	0	0	1	0	0	0	1	0	0	0	0	0	0	0
3	86	Community College of RI	0	0	0	1	0	0	1	0	0	0	0	0	0	0	0
3	86	Community College of RI - Providence	0	0	0	0	0	0	0	0	0	0	0	0	0	0	0
3	99	Complete Cleaning Systems Inc.	0	0	0	0	0	0	0	0	0	0	0	0	0	0	0
3	74	Conrad Wesselhoeft, MD	0	0	0	0	0	0	0	0	0	0	0	0	0	0	0
3	43	Contech Medical, Inc.	0	0	0	0	0	0	0	0	0	0	0	0	0	0	0
1	11	Contract Specialties, Inc.	0	0	0	0	3	0	0	0	0	0	0	0	0	0	0
3	85	Cook & Brown Public House, Ltd.	1	0	0	0	0	0	3	2	0	0	0	0	0	0	0
3	85	Cookie Lady & Co.	0	0	0	0	0	0	0	1	0	0	0	0	0	0	0
3	85	Cool-Lick's Lemonade and Ice Cream	0	0	0	0	0	0	0	1	0	0	0	0	0	0	0
3	90	Cooperative Care Center	0	0	0	0	0	0	0	0	0	0	0	0	0	0	0
3	85	Corner Pocket Billiards & Grille	0	0	0	0	0	0	0	0	0	0	0	0	0	0	0
3	92	Courtesy Cleaners, Inc.	0	0	0	0	0	0	0	0	0	0	0	0	0	0	0
3	86	Courtyard by Marriott	0	0	0	0	0	0	0	0	0	0	0	0	0	0	0
3	27	Cox Communications, Inc. - FP Vault	0	0	0	0	0	0	1	0	0	0	0	0	0	0	0
3	94	Craig Van Dongen, DDS	0	0	0	0	0	0	0	0	0	0	0	0	0	0	0
3	21	Crisloid, LLC	0	0	0	4	0	0	0	0	0	0	0	0	0	0	0
3	85	Cumberland Farms, Inc.	0	0	0	0	0	0	0	0	0	0	0	0	0	0	0
3	41	D & D Chrome Plating	0	0	0	2	0	0	0	1	0	0	0	0	0	0	0
3	85	D&D Coffee, Inc.	0	0	0	1	0	0	0	0	0	0	0	0	0	0	0
3	85	D. E. Foods, Inc.	0	0	0	0	0	0	0	0	0	0	0	0	0	0	0
3	89	D. Palmieri Bakery	0	0	0	0	0	0	0	0	0	0	0	0	0	0	0
3	26	Dama Jewelry Technologies	0	0	0	0	0	0	0	0	0	0	0	0	0	0	0
3	97	D'Ambra Auto Sales	0	0	0	0	0	0	0	0	0	0	0	0	0	0	0
3	85	D'Angelo Sandwich Shop - Atwood	0	0	0	0	0	0	2	0	0	0	0	0	0	0	0
3	85	DAPP Enterprises, LLC	0	0	0	5	0	0	0	0	0	0	0	0	0	0	0

USER CLASSIFICATION
(1) Significant - Categorical
(2) Significant - Non-Categorical
(3) Non-Significant

Field's Point
Notices of Violation Issued - 2016

User Classification	Category	Company Name	Letter of Deficiency	Failure to Meet Standards	Report Not Signed	Failure to Submit Reports	Notice of pH Violations	Failure to Immediately Report Violation	Failure to Satisfy NBC Requirements	Failure to Pay Permit Fee/Notice of Non-Payment	Average Limit Violation	Failure to Sample / Analyze All Parameters	Failure to Accurately Report Effluent Values	Failure to Report Pretreatment Equipment Failure	Discharge of Prohibited Material	Failure to Maintain Pretreatment System	Discharging without Permit
3	86	Darlington Memory Lane, Inc. (1073 MSA, NP)	0	0	0	0	0	0	0	0	0	0	0	0	0	0	0
3	86	Darlington Memory Lane, Inc. (1081-R MSA, NP)	0	0	0	0	0	0	0	0	0	0	0	0	0	0	0
3	85	Dave & Buster's	0	0	0	0	0	0	0	0	0	0	0	0	0	0	0
3	85	Dave's Coffee	0	0	0	0	0	0	0	0	0	0	0	0	0	0	0
3	94	David I. Konicov, D.D.S.	0	0	0	0	0	0	0	0	0	0	0	0	0	0	0
3	86	Davies Technical School	0	0	0	3	0	0	0	0	0	0	0	0	0	0	0
3	97	Dean Auto Collision Center	0	0	0	1	0	0	0	0	0	0	0	0	0	0	0
3	74	Dehlicious	0	0	0	0	0	0	2	0	0	0	0	0	0	0	0
3	94	Delcupolo, Abramowitz & Associates	0	0	0	0	0	0	0	0	0	0	0	0	0	0	0
3	97	DelGreco Family, LLC	0	0	0	2	0	0	0	0	0	0	0	0	0	0	0
3	85	Den Den Cafe Asiana	0	0	0	0	0	0	0	0	0	0	0	0	0	0	0
3	94	Denise M. Shapiro, DDS	0	0	0	0	0	0	0	0	0	0	0	0	0	0	0
3	94	Dent Plus Dental Center	0	0	0	1	0	0	0	0	0	0	0	0	0	0	0
3	94	Dental Associates of RI	0	0	0	1	0	0	0	0	0	0	0	0	0	0	0
3	52	Department of Administration	0	0	0	0	0	0	0	0	0	0	0	0	0	0	0
3	83	Department of Administration	0	0	0	0	0	0	0	0	0	0	0	0	0	0	0
3	21	Designs International, Inc.	0	0	0	0	0	0	1	0	0	0	0	0	0	0	0
3	97	Detroit Collision Center	0	0	0	0	0	0	0	0	0	0	0	0	0	0	0
3	92	Dexter Cleaners	0	0	0	0	0	0	0	0	0	0	0	0	0	0	0
1	11	DFI-EP, LLC	1	5	0	6	0	0	3	3	0	0	0	0	0	0	0
3	85	DiCecco, Inc.	0	0	0	1	0	0	0	1	0	0	0	0	0	0	0
1	11	DiFruscia Industries, Inc.	0	1	0	5	0	0	0	2	0	0	0	0	0	0	0
3	85	Dinarjak, Inc.	0	0	0	0	0	0	0	1	0	0	0	0	0	0	0
3	85	Dinga Operating, LLC	0	0	0	0	0	0	0	0	0	0	0	0	0	0	0
3	52	Diocese of Providence - Office Building	0	0	0	0	0	0	0	0	0	0	0	0	0	0	0
3	85	Dolce Gelateria, Inc.	0	0	0	0	0	0	0	1	0	0	0	0	0	0	0
2	27	Dominion Energy Manchester St., Inc.	0	0	0	0	0	0	0	0	0	0	0	0	0	0	0
3	85	Domino's Pizza (Broad Street)	1	0	0	0	0	0	0	0	0	0	0	0	0	0	0
3	85	Domino's Pizza (Chalkstone Avenue)	0	0	0	0	0	0	0	1	0	0	0	0	0	0	0
3	85	Don Jose Restaurant	1	0	0	0	0	0	0	0	0	0	0	0	0	0	0
3	94	Dr. Larry Levin	0	0	0	0	0	0	0	0	0	0	0	0	0	0	0
3	94	Dr. Lee Whitney	0	0	0	0	0	0	0	0	0	0	0	0	0	0	0
3	74	Dr. Thomas O. Buntak	0	0	0	0	0	0	0	0	0	0	0	0	0	0	0
3	94	Drs. Rubinstein & Ducoff, Inc.	0	0	0	0	0	0	0	0	0	0	0	0	0	0	0
3	94	Drs. Votolato and Paziienza	0	0	0	0	0	0	0	0	0	0	0	0	0	0	0
3	85	Dunkin Donuts - Allens Avenue	0	0	0	0	0	0	0	0	0	0	0	0	0	0	0
3	85	Dunkin Donuts - Atwells Avenue	0	0	0	0	0	0	0	0	0	0	0	0	0	0	0
3	85	Dunkin Donuts - Atwood Avenue	0	0	0	0	0	0	0	0	0	0	0	0	0	0	0
3	85	Dunkin Donuts - Branch Avenue	0	0	0	0	0	0	0	0	0	0	0	0	0	0	0
3	85	Dunkin Donuts - Broad Street	0	0	0	0	0	0	0	0	0	0	0	0	0	0	0
3	85	Dunkin Donuts - Gano Street	0	0	0	0	0	0	0	0	0	0	0	0	0	0	0
3	85	Dunkin Donuts - Killingly	0	0	0	0	0	0	0	0	0	0	0	0	0	0	0
3	85	Dunkin Donuts - Plainfield Street	0	0	0	0	0	0	0	0	0	0	0	0	0	0	0
3	85	Dunkin Donuts - Pleasant Valley	0	0	0	0	0	0	0	0	0	0	0	0	0	0	0
3	85	Dunkin Donuts - Providence Place Mall	0	0	0	0	0	0	0	0	0	0	0	0	0	0	0
3	86	Dunkin Donuts Center	0	0	0	0	0	0	0	0	0	0	0	0	0	0	0
3	92	Du-Pro-Lux Cleaners	0	0	0	0	0	0	0	0	0	0	0	0	0	0	0
3	85	D'Vine on the Hill -OOB	0	0	0	0	0	0	0	1	0	0	0	0	0	0	0
1	11	E&M Enterprises, LTD	0	0	0	3	7	0	0	0	0	0	0	0	0	0	0
2	25	Eagle Laundry, Inc.	0	0	0	2	0	0	0	3	0	1	0	0	0	0	0
3	85	East Coast Pizza	0	0	0	0	0	0	2	0	0	0	0	0	0	0	0
3	99	East Coast Screen Printing	1	0	0	1	0	0	0	0	0	0	0	0	0	0	0
3	85	East Side Cottage, LLC	0	0	0	0	0	0	0	0	0	0	0	0	0	0	0
3	71	East Side Creamery and Pizzeria	0	0	0	0	0	0	0	0	0	0	0	0	0	0	0
3	94	East Side Endodontics	0	0	0	0	0	0	0	0	0	0	0	0	0	0	0

USER CLASSIFICATION
(1) Significant - Categorical
(2) Significant - Non-Categorical
(3) Non-Significant

Field's Point
Notices of Violation Issued - 2016

User Classification	Category	Company Name	Letter of Deficiency	Failure to Meet Standards	Report Not Signed	Failure to Submit Reports	Notice of pH Violations	Failure to Immediately Report Violation	Failure to Satisfy NBC Requirements	Failure to Pay Permit Fee/Notice of Non-Payment	Average Limit Violation	Failure to Sample / Analyze All Parameters	Failure to Accurately Report Effluent Values	Failure to Report Pretreatment Equipment Failure	Discharge of Prohibited Material	Failure to Maintain Pretreatment System	Discharging without Permit
3	99	East Side Periodontics, Ltd.	0	0	0	0	0	0	0	0	0	0	0	0	0	0	0
3	85	East Side Pockets, Inc.	0	0	0	0	0	0	0	0	0	0	0	0	0	0	0
2	22	Eastern Color & Chemical Co.	1	1	0	0	2	0	0	0	0	0	0	0	0	0	0
3	26	Eastern Screw Company	0	5	0	0	0	0	1	0	0	0	0	0	0	0	0
3	82	Eastside Providence, LLC	0	2	0	1	0	0	0	0	0	0	0	0	0	0	0
3	85	Easy Entertaining, Inc.	0	0	0	0	0	0	0	0	0	0	0	0	0	0	0
3	85	Ebisu	0	0	0	0	0	0	0	0	0	0	0	0	0	0	0
3	35	Edesia Global Nutrition Solutions	0	0	0	0	0	0	0	0	0	0	0	0	0	0	0
3	85	El Chapin	0	0	0	0	0	0	0	0	0	0	0	0	0	0	0
3	85	El Eden Restaurant	0	0	0	0	0	0	1	0	0	0	0	0	0	0	0
3	74	El Encanto Seafood	0	0	0	0	0	0	0	0	0	0	0	0	0	0	0
3	85	El Fogon Latino Restaurant, LLC	0	0	0	0	0	0	0	0	0	0	0	0	0	0	0
3	81	El Fogonazo Meat Market	0	0	0	4	0	0	2	0	0	0	0	0	0	0	0
3	85	El Mogote	1	0	0	0	0	0	0	0	0	0	0	0	0	0	0
3	81	El Quiche Bakery Store, Inc.	0	0	0	0	0	0	1	0	0	0	0	0	0	0	0
3	85	El Rancho Grande	0	0	0	0	0	0	1	0	0	0	0	0	0	0	0
3	85	El Rey De Las Pupusas	1	0	0	0	0	0	1	0	0	0	0	0	0	0	0
3	85	El Tiburon	0	0	0	0	0	0	3	2	0	0	0	0	0	0	0
1	11	Electrolizing, Inc.	0	0	0	0	0	0	0	0	0	0	0	0	0	0	0
3	85	Ellie's Bakery	0	0	0	0	0	0	3	0	0	0	0	0	0	0	0
3	96	Elliot M. Robbins Funeral Home	0	0	0	0	0	0	0	0	0	0	0	0	0	0	0
3	85	Elmwood Avenue Church of God	0	0	0	0	0	0	0	0	0	0	0	0	0	0	0
3	86	Elmwood Community School	0	0	0	0	0	0	0	1	0	0	0	0	0	0	0
3	86	Elmwood Health Center	0	0	0	0	0	0	0	0	0	0	0	0	0	0	0
3	92	Elmwood Ultra Clean Laundry	0	0	0	0	0	0	0	0	0	0	0	0	0	0	0
3	74	Emmily's Restaurant	0	0	0	0	0	0	0	0	0	0	0	0	0	0	0
3	37	Enterprise Rent-A-Car of R.I. (Johnston)	0	0	0	1	0	0	0	0	0	0	0	0	0	0	0
3	37	Enterprise Rent-A-Car of R.I. (NP)	0	0	0	1	0	0	0	0	0	0	0	0	0	0	0
3	95	Epivax, Inc.	0	0	0	0	0	0	0	0	0	0	0	0	0	0	0
3	86	Epoch Assisted Living on the East Side	0	0	0	0	0	0	0	0	0	0	0	0	0	0	0
3	86	Epoch Senior Living, Inc.	0	0	0	0	0	0	4	0	0	0	0	0	0	0	0
3	85	Ethan Zamp & Co. Ltd.	0	0	0	0	0	0	0	0	0	0	0	0	0	0	0
3	85	Excellent Pizza	0	0	0	0	0	0	0	0	0	0	0	0	0	0	0
3	97	Extreme Auto Recondition	0	0	0	7	0	0	12	2	0	0	0	0	0	0	0
3	92	Extreme Clean Laundry Inc.	0	0	0	0	0	0	0	0	0	0	0	0	0	0	0
3	74	F&F Coffee House, Ltd.	0	0	0	0	0	0	1	0	0	0	0	0	0	0	0
3	85	F. Saia Restaurants, Inc. LLC	0	0	0	1	0	0	0	0	0	0	0	0	0	0	0
3	86	Fairfield University Heights LP	0	0	0	0	0	0	0	0	0	0	0	0	0	0	0
3	86	Fairfield University Heights LP	0	0	0	0	0	0	0	0	0	0	0	0	0	0	0
3	86	Fairfield University Heights LP	0	0	0	0	0	0	0	0	0	0	0	0	0	0	0
3	86	Fairfield University Heights LP	0	0	0	0	0	0	0	0	0	0	0	0	0	0	0
3	85	Famiglia e Amici, Inc.	0	0	0	0	0	0	0	0	0	0	0	0	0	0	0
3	85	Fat Belly's Pub	0	0	0	0	0	0	1	2	0	0	0	0	0	0	0
3	86	FC Biltmore Hotel Management	0	0	0	0	0	0	0	0	0	0	0	0	0	0	0
3	37	FedEx Ground Package System, Inc.	0	0	0	1	0	0	0	0	0	0	0	0	0	0	0
3	81	Fed-Rick Veal Company	0	0	0	1	0	0	4	0	0	0	0	0	0	0	0
3	85	Fellini Pizzeria	0	0	0	0	0	0	0	0	0	0	0	0	0	0	0
3	99	Ferguson Animal Enterprises, Inc.	0	0	0	0	0	0	0	1	0	0	0	0	0	0	0
3	42	Ferguson Perforating Company	0	0	0	0	0	0	0	0	0	0	0	0	0	0	0
3	92	FI Managment, LLC	0	0	0	0	0	0	0	0	0	0	0	0	0	0	0
3	85	Fidas Restaurant, Inc.	0	0	0	0	0	0	1	0	0	0	0	0	0	0	0
3	85	Figidini Wood Fire Eatery, LLC	0	0	0	0	0	0	0	0	0	0	0	0	0	0	0
3	97	Finest Car Wash	0	0	0	0	0	0	0	0	0	0	0	0	0	0	0
3	85	Firehouse No. 13, LLC	0	0	0	0	0	0	0	1	0	0	0	0	0	0	0

USER CLASSIFICATION
(1) Significant - Categorical
(2) Significant - Non-Categorical
(3) Non-Significant

Field's Point
Notices of Violation Issued - 2016

User Classification	Category	Company Name	Letter of Deficiency	Failure to Meet Standards	Report Not Signed	Failure to Submit Reports	Notice of pH Violations	Failure to Immediately Report Violation	Failure to Satisfy NBC Requirements	Failure to Pay Permit Fee/Notice of Non-Payment	Average Limit Violation	Failure to Sample / Analyze All Parameters	Failure to Accurately Report Effluent Values	Failure to Report Pretreatment Equipment Failure	Discharge of Prohibited Material	Failure to Maintain Pretreatment System	Discharging without Permit
3	59	First Casting, Inc.	0	0	0	2	0	0	0	0	0	0	0	0	0	0	0
3	85	Flan y Ajo	0	0	0	0	0	0	0	0	0	0	0	0	0	0	0
3	85	Flatbread Providence, Inc.	0	0	0	0	0	0	0	0	0	0	0	0	0	0	0
3	85	Fleming's Steakhouse	0	0	0	0	0	0	0	0	0	0	0	0	0	0	0
3	85	Fondue Providence, LLC	0	0	0	0	0	0	0	0	0	0	0	0	0	0	0
3	85	Food and Beverage Corp.	0	0	0	0	0	0	0	0	0	0	0	0	0	0	0
3	82	Food Corp.	1	0	0	0	0	0	0	0	0	0	0	0	0	0	0
3	85	Food For The Soul	0	0	0	0	0	0	1	2	0	0	0	0	0	0	0
3	85	Forty-Four Donuts, Inc.	0	0	0	0	0	0	0	0	0	0	0	0	0	0	0
3	85	Four Season's Restaurant	0	0	0	0	0	0	0	0	0	0	0	0	0	0	0
3	97	Freeway Car Wash	0	0	0	0	0	0	0	0	0	0	0	0	0	0	0
3	92	Friendly Laundromat, Inc.	0	0	0	0	0	0	0	0	0	0	0	0	0	0	0
3	85	Friendly's	1	0	0	0	0	0	0	0	0	0	0	0	0	0	0
3	85	Froyo World	0	0	0	0	0	0	1	2	0	0	0	0	0	0	0
3	85	Fruity Franchise	0	0	0	0	0	0	0	0	0	0	0	0	0	0	0
3	85	Fruitzy	0	0	0	0	0	0	0	0	0	0	0	0	0	0	0
3	85	Fu Ming Chinese Restaurant	0	0	0	0	0	0	0	0	0	0	0	0	0	0	0
3	85	Fuji Chen	1	0	0	0	0	0	2	1	0	0	0	0	0	0	0
3	85	Fuji Restaurant Group, Inc.	0	0	0	0	0	0	0	0	0	0	0	0	0	0	0
3	74	G & A Carpet Cleaning Services	0	0	0	0	0	0	0	0	0	0	0	0	0	0	0
1	11	G. Tanury Plating Company	1	7	0	0	2	0	1	0	0	0	0	0	0	0	0
3	41	Galvanique (Johnston)	0	0	0	6	0	0	0	0	0	0	0	0	0	0	0
3	86	Gano Holdings, LLC	0	0	0	0	0	0	0	0	0	0	0	0	0	0	0
3	44	Ga-Rel Manufacturing Company	0	0	0	0	0	0	2	0	0	0	0	0	0	0	0
3	42	Genesis Marketing Group - Warren Avenue	0	0	0	1	0	0	0	0	0	0	0	0	0	0	0
3	85	Geneva Diner	0	0	0	0	0	0	0	0	0	0	0	0	0	0	0
3	85	Geoff's Superlative Sandwiches - Benefit	0	0	0	0	0	0	0	1	0	0	0	0	0	0	0
3	85	Gepetto's	0	0	0	0	0	0	0	0	0	0	0	0	0	0	0
3	85	GIFU Providence, Inc.	1	0	0	0	0	0	1	0	0	0	0	0	0	0	0
3	53	Gilbane Building Company	0	0	0	0	0	0	0	0	0	0	0	0	0	0	0
3	85	Godiva Chocolatier	0	0	0	0	0	0	0	0	0	0	0	0	0	0	0
3	85	Golden City	0	0	0	0	0	0	0	1	0	0	0	0	0	0	0
3	85	Golden Palace Chinese Restaurant	0	0	0	0	0	0	0	0	0	0	0	0	0	0	0
3	43	Gothic Pewter, LLC	0	0	0	0	0	0	0	0	0	0	0	0	0	0	0
3	85	Gracie's Ventures	0	0	0	0	0	0	0	2	0	0	0	0	0	0	0
3	27	Greco Brothers, Inc.	0	0	0	0	0	0	0	0	0	0	0	0	0	0	0
3	85	Green Apple	0	0	0	0	0	0	0	0	0	0	0	0	0	0	0
3	85	Green Basil Thai Restaurant	0	0	0	0	0	0	5	1	0	0	0	0	0	0	0
3	97	Greystone Auto Center	0	0	0	0	0	0	1	0	0	0	0	0	0	0	0
3	85	GTECH Center	0	0	0	0	0	0	1	0	0	0	0	0	0	0	0
3	85	Guido Murphy, Inc.	0	0	0	0	0	0	0	0	0	0	0	0	0	0	0
3	85	H and A Kitchen	1	0	0	0	0	0	2	0	0	0	0	0	0	0	0
3	85	H&S Management, LLC	0	0	0	0	0	0	0	0	0	0	0	0	0	0	0
3	85	HABC, LLC	0	0	0	0	0	0	0	0	0	0	0	0	0	0	0
3	85	Hacienda, Inc.	1	0	0	0	0	0	2	0	0	0	0	0	0	0	0
3	85	Hamov-Hotov, LLC	0	0	0	0	0	0	1	0	0	0	0	0	0	0	0
3	51	Harrison Casting	0	0	0	0	0	0	0	0	0	0	0	0	0	0	0
3	92	Hartford Laundromat, Inc.	0	0	0	0	0	0	0	0	0	0	0	0	0	0	0
3	85	Haruki East Ltd.	0	0	0	0	0	0	0	0	0	0	0	0	0	0	0
3	86	Hasbro	0	0	0	0	0	0	0	0	0	0	0	0	0	0	0
3	85	Haven Brothers Diner	0	0	0	0	0	0	0	0	0	0	0	0	0	0	0
3	85	Hemenway's Seafood Grill & Oyster Bar	0	0	0	0	0	0	0	0	0	0	0	0	0	0	0
3	85	High Tide Food Concepts, LLC	0	0	0	0	0	0	0	1	0	0	0	0	0	0	0
3	86	Highlander Charter School	0	0	0	0	0	0	0	0	0	0	0	0	0	0	0
3	97	Hillview Auto Body	0	0	0	0	0	0	0	0	0	0	0	0	0	0	0

USER CLASSIFICATION
(1) Significant - Categorical
(2) Significant - Non-Categorical
(3) Non-Significant

Field's Point
Notices of Violation Issued - 2016

User Classification	Category	Company Name	Letter of Deficiency	Failure to Meet Standards	Report Not Signed	Failure to Submit Reports	Notice of pH Violations	Failure to Immediately Report Violation	Failure to Satisfy NBC Requirements	Failure to Pay Permit Fee/Notice of Non-Payment	Average Limit Violation	Failure to Sample / Analyze All Parameters	Failure to Accurately Report Effluent Values	Failure to Report Pretreatment Equipment Failure	Discharge of Prohibited Material	Failure to Maintain Pretreatment System	Discharging without Permit
3	85	HNR, LLC	0	0	0	0	0	0	0	0	0	0	0	0	0	0	0
3	86	Hobbs Brook Management LLC	0	0	0	0	0	0	0	0	0	0	0	0	0	0	0
3	86	Hobbs Brook Management, LLC	0	0	0	0	0	0	0	0	0	0	0	0	0	0	0
3	94	Hodosh Dental Associates, Inc.	0	0	0	1	0	0	0	0	0	0	0	0	0	0	0
3	96	Hoey-Arpin-Williams-King Funeral Home	0	0	0	0	0	0	0	0	0	0	0	0	0	0	0
3	86	Home and Hospice Care of Rhode Island	0	0	0	0	0	0	0	0	0	0	0	0	0	0	0
3	85	Homefries Restaurant	0	0	0	0	0	0	0	0	0	0	0	0	0	0	0
3	85	Hometown Pizza and Subs	0	0	0	0	0	0	0	0	0	0	0	0	0	0	0
3	85	Honey Dew Donuts (Allens)	0	0	0	0	0	0	0	0	0	0	0	0	0	0	0
3	85	Hope Creamery	0	0	0	0	0	0	1	0	0	0	0	0	0	0	0
3	85	Hope Street KFC, Inc.	0	0	0	0	0	0	0	0	0	0	0	0	0	0	0
3	85	Hope Street Pizza	0	0	0	0	0	0	0	0	0	0	0	0	0	0	0
3	86	Hopkins Manor, Ltd	0	0	0	0	0	0	0	0	0	0	0	0	0	0	0
3	85	Hot Club	0	0	0	0	0	0	1	0	0	0	0	0	0	0	0
3	86	Housing Authority of the City of Prov.	0	0	0	0	0	0	0	0	0	0	0	0	0	0	0
3	92	Hudson Services, Inc.	0	0	0	0	0	0	1	0	0	0	0	0	0	0	0
3	74	Hudson Street Deli, LLC	0	0	0	0	0	0	2	0	0	0	0	0	0	0	0
3	97	Hurd Auto Mall LLC	0	0	0	2	0	0	0	0	0	0	0	0	0	0	0
3	85	Hussaini & Banai Bros of P.P. LLC	0	0	0	0	0	0	0	0	0	0	0	0	0	0	0
3	81	I Heart Cakes	0	0	0	2	0	0	0	1	0	0	0	0	0	0	0
3	85	I Love Mexico	0	0	0	0	0	0	0	0	0	0	0	0	0	0	0
3	41	I. Broomfield & Son, Inc.	0	0	0	1	0	0	0	0	0	0	0	0	0	0	0
3	85	Ice Lounge, Inc.	0	0	0	0	0	0	1	0	0	0	0	0	0	0	0
1	11	Ideal Plating & Polishing Co., Inc.	0	1	0	2	5	0	0	0	0	0	0	0	0	0	0
3	99	Imperial Tile & Marble Works Inc.	0	0	0	4	0	0	0	0	0	0	0	0	0	0	0
3	85	India House Inc.	1	0	0	0	0	0	0	0	0	0	0	0	0	0	0
3	85	India Restaurant	0	0	0	0	0	0	0	1	0	0	0	0	0	0	0
1	11	Induplicate LLC	0	0	0	0	0	0	0	0	0	0	0	0	0	0	0
1	11	International Chromium Plating	0	0	0	0	0	0	0	0	0	0	0	0	0	0	0
1	11	International Etching, Inc.	0	0	0	0	4	0	0	0	0	0	0	0	0	0	0
1	11	International Insignia Corporation	0	0	0	1	3	0	0	0	0	0	0	0	0	0	0
1	11	Ira Green, Inc.	1	0	0	0	5	0	0	0	0	0	0	0	0	0	0
3	82	Istanbul Gourmet Market, LLC	0	0	0	0	0	0	0	0	0	0	0	0	0	0	0
3	85	Italia, LLC	1	0	0	0	0	0	0	0	0	0	0	0	0	0	0
3	85	Italian Dessert Service Import, Inc.	3	0	0	0	0	0	0	1	0	0	0	0	0	0	0
3	49	Item Holdings, LLC	1	0	0	0	0	0	0	0	0	0	0	0	0	0	0
3	85	Ivy Tavern	0	0	0	0	0	0	0	0	0	0	0	0	0	0	0
3	94	Izzi Orthodontics	0	0	0	1	0	0	0	0	0	0	0	0	0	0	0
3	85	J & M Convenience Store	0	0	0	0	0	0	0	2	0	0	0	0	0	0	0
3	85	J & W - Athletics Practice Facility	0	0	0	0	0	0	0	0	0	0	0	0	0	0	0
3	86	J & W - Center for Culinary Excellence	0	0	0	0	0	0	0	0	0	0	0	0	0	0	0
3	74	J & W - Chestnut Street	0	0	0	0	0	0	0	0	0	0	0	0	0	0	0
3	85	J & W - Chestnuts	0	0	0	0	0	0	0	0	0	0	0	0	0	0	0
3	86	J & W - Culinary Museum Catering Kitchen	0	0	0	0	0	0	0	0	0	0	0	0	0	0	0
3	86	J & W - East Hall	0	0	0	0	0	0	0	0	0	0	0	0	0	0	0
3	86	J & W - Harborside Academics	0	0	0	0	0	0	0	0	0	0	0	0	0	0	0
3	86	J & W - Imperial Hall	0	0	0	0	0	0	0	0	0	0	0	0	0	0	0
3	86	J & W - McNaulty Hall	0	0	0	0	0	0	0	0	0	0	0	0	0	0	0
3	86	J & W - Renaissance Hall	0	0	0	0	0	0	0	0	0	0	0	0	0	0	0
3	74	J & W - School of Physicians Assistants	0	0	0	0	0	0	0	0	0	0	0	0	0	0	0
3	86	J & W - Snowden Hall	0	0	0	0	0	0	0	0	0	0	0	0	0	0	0
3	86	J & W - South Hall	0	0	0	0	0	0	0	0	0	0	0	0	0	0	0
3	95	J & W - Taco Center Criminalistics Lab	0	0	0	0	0	0	0	0	0	0	0	0	0	0	0
3	85	J & W - The University Club	0	0	0	0	0	0	0	0	0	0	0	0	0	0	0
3	86	J & W - West Hall	0	0	0	0	0	0	0	0	0	0	0	0	0	0	0

USER CLASSIFICATION
(1) Significant - Categorical
(2) Significant - Non-Categorical
(3) Non-Significant

Field's Point
Notices of Violation Issued - 2016

User Classification	Category	Company Name	Letter of Deficiency	Failure to Meet Standards	Report Not Signed	Failure to Submit Reports	Notice of pH Violations	Failure to Immediately Report Violation	Failure to Satisfy NBC Requirements	Failure to Pay Permit Fee/Notice of Non-Payment	Average Limit Violation	Failure to Sample / Analyze All Parameters	Failure to Accurately Report Effluent Values	Failure to Report Pretreatment Equipment Failure	Discharge of Prohibited Material	Failure to Maintain Pretreatment System	Discharging without Permit
3	86	J & W - Wildcat Center	0	0	0	0	0	0	0	0	0	0	0	0	0	0	0
3	86	J & W - Xavier Academics Center	0	0	0	0	0	0	0	0	0	0	0	0	0	0	0
3	86	J & W - Xavier Mercy Hall	0	0	0	0	0	0	0	0	0	0	0	0	0	0	0
3	96	J.F. Skeffington Funeral Home	0	0	0	0	0	0	0	0	0	0	0	0	0	0	0
3	53	J.H. Realty	0	0	0	0	0	0	0	0	0	0	0	0	0	0	0
3	85	J.M.V. Pizza & Subs	0	0	0	0	0	0	0	1	0	0	0	0	0	0	0
3	42	J.T.O. AAMCO, Inc.	0	0	0	2	0	0	0	1	0	0	0	0	0	0	0
3	85	JAAR Realty, LLC	1	0	0	0	0	0	0	0	0	0	0	0	0	0	0
3	85	Jacky's Galaxie (Commerce Way)	0	0	0	0	0	0	0	0	0	0	0	0	0	0	0
3	85	Jacky's Galaxie Restaurant (1449 Mineral Spring)	0	0	0	0	0	0	0	0	0	0	0	0	0	0	0
3	85	Jacky's Restaurant and Banquets (1488 Mineral Spring)	0	0	0	0	0	0	0	0	0	0	0	0	0	0	0
3	85	Jacky's Galaxie Providence	0	0	0	0	0	0	1	1	0	0	0	0	0	0	0
3	94	Jacob Werba	0	0	0	1	0	0	0	1	0	0	0	0	0	0	0
3	92	Jains's Laundry, Inc.	0	0	0	0	0	0	0	0	0	0	0	0	0	0	0
3	74	Jamel MEP, LLC	0	0	0	0	0	0	0	0	0	0	0	0	0	0	0
3	85	JAMRA, Inc.	0	0	0	0	0	0	0	0	0	0	0	0	0	0	0
3	85	Jan Co Central, Inc.	0	0	0	0	0	0	0	0	0	0	0	0	0	0	0
3	85	Jan Co, Inc.	0	0	0	0	0	0	0	0	0	0	0	0	0	0	0
3	85	Jan Co. Central, Inc.	1	0	0	0	0	0	0	0	0	0	0	0	0	0	0
3	81	Janu Two, Inc.	0	0	0	1	0	0	0	1	0	0	0	0	0	0	0
3	85	Jaques, Ltd.	1	0	0	0	0	0	0	1	0	0	0	0	0	0	0
3	41	JC Gorham Co.	0	0	0	4	0	0	4	0	0	0	0	0	0	0	0
3	81	Jeanette's Bakery	0	0	0	1	0	0	0	1	0	0	0	0	0	0	0
3	74	JERA Providence, LLC	0	0	0	0	0	0	4	0	0	0	0	0	0	0	0
3	74	Jerk & Roti	0	0	0	0	0	0	0	0	0	0	0	0	0	0	0
3	85	JH Restaurant Providence, LLC	0	0	0	0	0	0	0	0	0	0	0	0	0	0	0
3	92	Jiang Li, LLC	0	0	0	0	0	0	0	0	0	0	0	0	0	0	0
3	74	Jinco Redevelopment	0	0	0	0	0	0	0	0	0	0	0	0	0	0	0
3	85	JLC Foods, Inc.	0	0	0	1	0	0	1	0	0	0	0	0	0	0	0
3	85	JL's Dana's Sports Lounge	0	0	0	0	0	0	0	2	0	0	0	0	0	0	0
3	94	John T. A. Romano DDS, Inc.	0	0	0	2	0	0	0	0	0	0	0	0	0	0	0
3	85	Johnston Donuts, Inc.	0	0	0	0	0	0	0	0	0	0	0	0	0	0	0
3	94	Johnston Family Dentistry	0	0	0	1	0	0	0	0	0	0	0	0	0	0	0
3	85	Johnston Pizza House	0	0	0	0	0	0	0	0	0	0	0	0	0	0	0
3	86	Johnston Public Schools	0	0	0	0	0	0	0	0	0	0	0	0	0	0	0
3	86	Johnston Senior Center	0	0	0	0	0	0	1	0	0	0	0	0	0	0	0
3	85	Johnston Taco, LLC	0	0	0	0	0	0	0	0	0	0	0	0	0	0	0
3	85	Jon Roc Linc	0	0	0	0	0	0	0	0	0	0	0	0	0	0	0
3	85	Jozon Enterprises, Inc.	0	0	0	0	0	0	0	0	0	0	0	0	0	0	0
3	81	JPL Enterprises, LLC	0	0	0	4	0	0	0	1	0	0	0	0	0	0	0
3	85	JRB, LLC	0	0	0	0	0	0	0	0	0	0	0	0	0	0	0
3	85	JR's Restaurant	0	0	0	0	0	0	4	0	0	0	0	0	0	0	0
3	81	JTMI, LLC	0	1	0	1	0	0	0	0	0	0	0	0	0	0	0
3	85	Karaoke Box	0	0	0	0	0	0	0	0	0	0	0	0	0	0	0
3	42	KB Surfaces	0	0	0	3	0	0	1	0	0	0	0	0	0	0	0
3	97	Kelly's Car Wash, Inc.	0	0	0	4	0	0	0	0	0	0	0	0	0	0	0
3	97	Ken Rocha Collision, LLC	0	2	0	1	0	0	0	0	0	0	0	0	0	0	0
3	85	Ken Wok	0	0	0	0	0	0	0	0	0	0	0	0	0	0	0
3	85	Kentucky Fried Chicken (Johnston)	0	0	0	0	0	0	0	0	0	0	0	0	0	0	0
3	85	Khoo Kitchen	0	0	0	0	0	0	0	0	0	0	0	0	0	0	0
3	97	Killingly Express Wash, LLC	0	0	0	0	0	0	0	0	0	0	0	0	0	0	0
3	85	Kitchenbar Restaurant	0	0	0	0	0	0	0	1	0	0	0	0	0	0	0
3	85	KJB Industries, Inc.	0	0	0	0	0	0	0	1	0	0	0	0	0	0	0
3	74	Knight & Swan, LLC	0	0	0	0	0	0	0	0	0	0	0	0	0	0	0
3	85	Koi Japanese Restaurant	0	0	0	0	0	0	10	2	0	0	0	0	0	0	0

USER CLASSIFICATION
(1) Significant - Categorical
(2) Significant - Non-Categorical
(3) Non-Significant

Field's Point
Notices of Violation Issued - 2016

User Classification	Category	Company Name	Letter of Deficiency	Failure to Meet Standards	Report Not Signed	Failure to Submit Reports	Notice of pH Violations	Failure to Immediately Report Violation	Failure to Satisfy NBC Requirements	Failure to Pay Permit Fee/Notice of Non-Payment	Average Limit Violation	Failure to Sample / Analyze All Parameters	Failure to Accurately Report Effluent Values	Failure to Report Pretreatment Equipment Failure	Discharge of Prohibited Material	Failure to Maintain Pretreatment System	Discharging without Permit
3	85	Koi Palace, LLC	0	0	0	0	0	0	0	0	0	0	0	0	0	0	0
3	85	Kon Asian Bistro	0	0	0	0	0	0	0	0	0	0	0	0	0	0	0
3	85	Kozy Group, LLC	0	0	0	0	0	0	0	0	0	0	0	0	0	0	0
3	85	KSB, LLC	0	0	0	0	0	0	0	0	0	0	0	0	0	0	0
3	85	KVRH Foods, Inc.	0	0	0	0	0	0	2	0	0	0	0	0	0	0	0
3	85	L T Treats, Inc.	0	0	0	0	0	0	0	0	0	0	0	0	0	0	0
3	85	L.A. Baileys	0	0	0	0	0	0	0	1	0	0	0	0	0	0	0
3	85	La Gran Parada	2	0	0	0	0	0	0	1	0	0	0	0	0	0	0
3	92	La Lin Enterprises, Inc.	0	0	0	0	0	0	0	0	0	0	0	0	0	0	0
3	85	La Lupita	0	0	0	0	0	0	0	0	0	0	0	0	0	0	0
3	85	La Mei Hot Pot	0	0	0	0	0	0	0	0	0	0	0	0	0	0	0
3	85	La Mocana Cafeteria Restaurant Corp.	0	0	0	0	0	0	0	0	0	0	0	0	0	0	0
3	81	La Poblana Carniceria Mexicana	1	2	0	10	0	0	8	1	0	0	0	0	0	0	0
3	85	La Rubia Cafeteria	1	0	0	0	0	0	6	0	0	0	0	0	0	0	0
3	85	La Rueda Restaurant	1	0	0	0	0	0	2	2	0	0	0	0	0	0	0
3	85	La Sonrisa Cafeteria Restaurant	0	0	0	0	0	0	0	0	0	0	0	0	0	0	0
3	71	La Sonrisa Restaurant (Cranston St) - OOB	0	0	0	0	0	0	0	2	0	0	0	0	0	0	0
3	60	La Sonrisa Restaurant (Cranston St)	0	0	0	0	0	0	0	0	0	0	0	0	0	0	0
3	85	Ladder 133 Bar and Grill	0	0	0	0	0	0	0	1	0	0	0	0	0	0	0
3	85	Lancellotta's Banquet Restaurant	0	0	0	0	0	0	0	0	0	0	0	0	0	0	0
3	85	Lanni Restaurant Group, LLC	0	0	0	0	0	0	0	0	0	0	0	0	0	0	0
3	86	LaSalle Academy	0	0	0	0	0	0	0	0	0	0	0	0	0	0	0
3	85	LaSalle Bakery	0	0	0	0	0	0	1	0	0	0	0	0	0	0	0
3	85	LaSalle Donuts Inc.	0	0	0	0	0	0	0	0	0	0	0	0	0	0	0
3	92	Laundromax - 1315 Broad Street, LLC	0	0	0	0	0	0	0	0	0	0	0	0	0	0	0
3	92	Laundromax - 932 Atwells Ave LLC	0	0	0	0	0	0	0	0	0	0	0	0	0	0	0
3	71	Laundromax- 1321 Broad Street	0	0	0	0	0	0	0	0	0	0	0	0	0	0	0
3	92	Laundry Club	0	0	0	0	0	0	0	0	0	0	0	0	0	0	0
3	92	Laundry World	0	0	0	0	0	0	0	0	0	0	0	0	0	0	0
3	86	Laurelmead Cooperative Inc.	0	0	0	0	0	0	0	0	0	0	0	0	0	0	0
3	94	Lawrence P. Stephenson, DDS, Ltd.	0	0	0	1	0	0	0	0	0	0	0	0	0	0	0
3	94	Lawrence Page, DMD, Inc.	0	0	0	0	0	0	0	0	0	0	0	0	0	0	0
3	86	LCP Providence Hotel Investment	0	0	0	0	0	0	1	0	0	0	0	0	0	0	0
3	85	Li Li Wok	0	0	0	0	0	0	0	0	0	0	0	0	0	0	0
3	94	Lifespan	0	0	0	0	0	0	0	0	0	0	0	0	0	0	0
3	85	Lighthouse Restaurant, Inc.	0	0	0	0	0	0	0	0	0	0	0	0	0	0	0
3	86	Lima Elementary School	0	0	0	0	0	0	0	1	0	0	0	0	0	0	0
3	85	Lima Subs, LLC	0	0	0	0	0	0	0	0	0	0	0	0	0	0	0
3	42	L'Image	0	0	0	1	0	0	0	0	0	0	0	0	0	0	0
3	85	Liquid, LLC	0	0	0	0	0	0	0	0	0	0	0	0	0	0	0
3	85	Little Caesar's - 529 Broad St.	0	0	0	0	0	0	0	0	0	0	0	0	0	0	0
3	60	Livi's Gourmet	0	0	0	0	0	0	0	0	0	0	0	0	0	0	0
3	85	Livi's Pocket, LLC	0	0	0	0	0	0	0	1	0	0	0	0	0	0	0
3	85	LM Taco RI	0	0	0	0	0	0	0	0	0	0	0	0	0	0	0
3	85	LNP Enterprises, Inc.	1	0	0	0	0	0	0	0	0	0	0	0	0	0	0
3	85	LNP Enterprises, Inc.	0	0	0	0	0	0	0	0	0	0	0	0	0	0	0
3	85	Lola's Cantina, LLC	0	0	0	0	0	0	0	0	0	0	0	0	0	0	0
3	89	Long Live Beerworks	0	0	0	0	0	0	0	0	0	0	0	0	0	0	0
3	85	Long River Restaurant	1	0	0	0	0	0	0	0	0	0	0	0	0	0	0
3	85	Los Andes Restaurant	0	0	0	0	0	0	7	0	0	0	0	0	0	0	0
3	85	Louis Family Restaurant	0	0	0	0	0	0	0	0	0	0	0	0	0	0	0
3	85	Lucky Kitchen	0	0	0	0	0	0	0	0	0	0	0	0	0	0	0
3	85	Lucky Station BBQ Restaurant	0	0	0	0	0	0	0	0	0	0	0	0	0	0	0
3	85	Lucky Zhu, LLC	0	0	0	0	0	0	0	0	0	0	0	0	0	0	0
3	85	Luigi's Restaurant & Gourmet Express	0	0	0	0	0	0	0	0	0	0	0	0	0	0	0

USER CLASSIFICATION
(1) Significant - Categorical
(2) Significant - Non-Categorical
(3) Non-Significant

Field's Point
Notices of Violation Issued - 2016

User Classification	Category	Company Name	Letter of Deficiency	Failure to Meet Standards	Report Not Signed	Failure to Submit Reports	Notice of pH Violations	Failure to Immediately Report Violation	Failure to Satisfy NBC Requirements	Failure to Pay Permit Fee/Notice of Non-Payment	Average Limit Violation	Failure to Sample / Analyze All Parameters	Failure to Accurately Report Effluent Values	Failure to Report Pretreatment Equipment Failure	Discharge of Prohibited Material	Failure to Maintain Pretreatment System	Discharging without Permit
3	85	Luxe Burger Bar	0	0	0	0	0	0	0	0	0	0	0	0	0	0	0
3	97	M. G. Motors Inc.	0	0	0	0	0	0	1	0	0	0	0	0	0	0	0
3	92	Mac-Gray Services, Inc.	0	0	0	0	0	0	0	0	0	0	0	0	0	0	0
3	74	MAG Enterprises Inc.	0	0	0	0	0	0	0	0	0	0	0	0	0	0	0
3	97	Magic Gas & Carwash, Inc.	0	0	0	0	0	0	1	0	0	0	0	0	0	0	0
3	85	Magna Spirits, Inc.	0	0	0	0	0	0	0	0	0	0	0	0	0	0	0
3	52	Mahr Federal, Inc (1144 Eddy St.)	0	0	0	0	0	0	0	0	0	0	0	0	0	0	0
1	11	Mahr Federal, Inc. (1139 Eddy St.)	0	0	0	0	0	0	0	0	0	0	0	0	0	0	0
3	42	Mainelli Tool & Die, Inc.	0	0	0	0	0	0	0	0	0	0	0	0	0	0	0
3	74	Mandela Woods High School	0	0	0	0	0	0	0	0	0	0	0	0	0	0	0
3	94	Mansolillo, Mansolillo & Mansolillo LLC	0	0	0	0	0	0	0	0	0	0	0	0	0	0	0
3	85	Manton Donuts, Inc.	0	0	0	0	0	0	0	0	0	0	0	0	0	0	0
3	42	Mark Precision, Inc.	0	0	0	2	0	0	0	0	0	0	0	0	0	0	0
3	97	Markos Automotive	0	0	0	3	0	0	0	1	0	0	0	0	0	0	0
3	94	Martin S. Hanoian, DMD, Ltd.	0	0	0	0	0	0	0	0	0	0	0	0	0	0	0
3	81	Martinelli Brothers, LLC	0	0	0	0	0	0	0	0	0	0	0	0	0	0	0
3	85	Maru-Ken, Inc.	0	0	0	0	0	0	4	0	0	0	0	0	0	0	0
3	85	Masala Indian Cuisine	0	0	0	0	0	0	0	0	0	0	0	0	0	0	0
3	81	Maya Bakery	0	0	0	2	0	0	0	0	0	0	0	0	0	0	0
3	85	Maya Guatemala, Inc.	0	0	0	0	0	0	0	2	0	0	0	0	0	0	0
3	85	Mazey's Restaurant - Charles	0	0	0	0	0	0	0	0	0	0	0	0	0	0	0
3	85	Mazey's Restaurant - Smith	0	0	0	0	0	0	0	0	0	0	0	0	0	0	0
3	80	McAllister Towing of Narragansett Bay	0	0	0	0	0	0	0	0	0	0	0	0	0	0	0
3	85	McAuley House	0	0	0	0	0	0	0	0	0	0	0	0	0	0	0
3	85	McBride's Pub	0	0	0	0	0	0	0	0	0	0	0	0	0	0	0
3	85	McCormick & Schmick Restaurant	1	0	0	0	0	0	0	1	0	0	0	0	0	0	0
3	85	McDonalds - Branch Avenue	0	0	0	0	0	0	0	0	0	0	0	0	0	0	0
3	85	McDonald's/Kristin Foods, Inc. (Atwood Ave.)	0	0	0	0	0	0	0	0	0	0	0	0	0	0	0
3	24	MCM Technologies	0	0	0	0	0	0	0	0	0	0	0	0	0	0	0
3	85	Mediterraneo Corp.	0	0	0	0	0	0	0	1	0	0	0	0	0	0	0
3	86	Meeting Street	0	0	0	0	0	0	0	0	0	0	0	0	0	0	0
3	85	Mega Solutions, LLC	0	0	0	0	0	0	0	0	0	0	0	0	0	0	0
3	81	Mekong Market	0	0	0	2	0	0	0	1	0	0	0	0	0	0	0
3	27	Meller Optics, Inc.	0	0	0	0	0	0	0	0	0	0	0	0	0	0	0
1	11	Metallurgical Solutions, Inc.	0	1	0	1	0	0	0	0	0	0	0	0	0	0	0
3	85	Metro Motor Group	0	0	0	1	0	0	0	0	0	0	0	0	0	0	0
3	86	Metropolitan Career & Tech Ctr	0	0	0	0	0	0	0	0	0	0	0	0	0	0	0
3	85	Mi Esquina Restaurant	0	0	0	0	0	0	0	0	0	0	0	0	0	0	0
3	85	Mi Guatemala Restaurant	0	0	0	0	0	0	0	0	0	0	0	0	0	0	0
3	85	Mi Sueno, Inc.	0	0	0	0	0	0	0	0	0	0	0	0	0	0	0
3	74	Mia Mia's Pizza	0	0	0	0	0	0	0	0	0	0	0	0	0	0	0
3	94	Michael A. Barry, DMD, Inc.	0	0	0	1	0	0	0	0	0	0	0	0	0	0	0
3	89	Mills Coffee Roasting Co.	0	0	0	0	0	0	0	0	0	0	0	0	0	0	0
3	97	Mineral Spring Holdings, LLC	0	0	0	2	0	0	0	0	0	0	0	0	0	0	0
3	85	Minervas Pizza	0	0	0	0	0	0	0	0	0	0	0	0	0	0	0
3	85	Minetin Frozen Yogurt	0	0	0	0	0	0	0	0	0	0	0	0	0	0	0
3	90	Miriam Hospital	0	0	0	0	0	0	0	0	0	0	0	0	0	0	0
3	94	Miriam Hospital - Collyer Street	0	0	0	0	0	0	0	2	0	0	0	0	0	0	0
3	95	Miriam Hospital - Rise Building	0	0	0	0	0	0	0	0	0	0	0	0	0	0	0
3	94	Miriam Hospital - West River Road	0	0	0	0	0	0	0	1	0	0	0	0	0	0	0
3	74	Momo, LLC	0	0	0	0	0	0	0	0	0	0	0	0	0	0	0
3	96	Monahan-Drabble-Sherman	0	0	0	0	0	0	0	0	0	0	0	0	0	0	0
1	11	Monarch Metal Finishing Co. - Aurora St.	0	0	0	0	5	0	0	0	0	0	0	0	0	0	0
1	11	Monarch Metal Finishing, Inc.	0	1	0	1	3	0	1	0	0	0	0	0	0	0	0
3	21	Moody Machine Products, Inc.	0	0	0	0	0	0	0	0	0	0	0	0	0	0	0

USER CLASSIFICATION
(1) Significant - Categorical
(2) Significant - Non-Categorical
(3) Non-Significant

Field's Point
Notices of Violation Issued - 2016

User Classification	Category	Company Name	Letter of Deficiency	Failure to Meet Standards	Report Not Signed	Failure to Submit Reports	Notice of pH Violations	Failure to Immediately Report Violation	Failure to Satisfy NBC Requirements	Failure to Pay Permit Fee/Notice of Non-Payment	Average Limit Violation	Failure to Sample / Analyze All Parameters	Failure to Accurately Report Effluent Values	Failure to Report Pretreatment Equipment Failure	Discharge of Prohibited Material	Failure to Maintain Pretreatment System	Discharging without Permit
3	23	Moon Tide Dyers	0	0	0	4	0	0	0	0	0	0	0	0	0	0	0
3	82	Moran Foods, LLC	0	0	0	2	0	0	0	1	0	0	0	0	0	0	0
3	52	Moran Transportation Industries, Inc.	0	0	0	0	0	0	0	0	0	0	0	0	0	0	0
3	41	Morgan Mill Metals, LLC	0	0	0	0	0	0	0	0	0	0	0	0	0	0	0
3	86	Moses Brown School	0	0	0	3	0	0	0	0	0	0	0	0	0	0	0
3	37	Motiva Enterprises, LLC	0	0	0	0	0	0	0	0	0	0	0	0	0	0	0
3	86	Mount Pleasant High School	0	0	0	0	0	0	4	1	0	0	0	0	0	0	0
3	85	Mozzarella's of North Providence, Inc.	1	0	0	0	0	0	0	1	0	0	0	0	0	0	0
3	85	Mr. Biggs Saloon	0	0	0	0	0	0	0	0	0	0	0	0	0	0	0
3	85	Mt. Fuji Japanese Steak House	0	0	0	0	0	0	1	0	0	0	0	0	0	0	0
3	85	Mundo de Cigar	0	0	0	0	0	0	0	0	0	0	0	0	0	0	0
3	99	Muse Paintbar	0	0	0	0	0	0	0	0	0	0	0	0	0	0	0
3	43	Mutual Metals/Mutual Cornell	0	0	0	6	0	0	5	0	0	0	0	0	0	0	0
3	97	My Car, Incorporated	0	0	0	0	0	0	0	0	0	0	0	0	0	0	0
3	95	N.E. Testing Laboratory, Inc.	0	0	0	0	0	0	1	0	0	0	0	0	0	0	0
3	95	Nabsys 2.0 LLC	0	0	0	0	0	0	0	0	0	0	0	0	0	0	0
3	85	Nami Japanese Restaurant	0	0	0	0	0	0	0	1	0	0	0	0	0	0	0
3	81	Nanina's Bakery	0	0	0	4	0	0	0	0	0	0	0	0	0	0	0
3	85	Nara, LLC	0	0	0	0	0	0	0	0	0	0	0	0	0	0	0
3	44	Narr. Electric (Allens Ave.)	0	0	0	0	0	0	0	0	0	0	0	0	0	0	0
3	27	Narr. Electric Co.-Vault Op.-FP	0	0	0	0	0	0	0	0	0	0	0	0	0	0	0
3	51	Narragansett Electric - Melrose Chiller	0	0	0	0	0	0	0	0	0	0	0	0	0	0	0
3	35	Narragansett Improvement Co.	0	0	0	0	0	0	0	0	0	0	0	0	0	0	0
1	11	Narragansett Jewelry	1	0	0	0	0	0	0	0	0	0	0	0	0	0	0
3	85	Naseeb Corporation	1	0	0	0	0	0	3	0	0	0	0	0	0	0	0
3	86	Nathan Bishop Middle School	0	0	0	0	0	0	0	0	0	0	0	0	0	0	0
3	99	National Amusements, Inc.	0	0	0	0	0	0	0	0	0	0	0	0	0	0	0
3	95	NBC Analytical Laboratory	0	0	0	0	0	0	0	0	0	0	0	0	0	0	0
3	94	NC Dental, Inc.	0	0	0	1	0	0	0	0	0	0	0	0	0	0	0
3	60	New Century Auto Body & Sales	0	0	0	0	0	0	0	0	0	0	0	0	0	0	0
3	85	New China	0	0	0	0	0	0	0	0	0	0	0	0	0	0	0
3	59	New England Petroleum Terminal, LLC	0	0	0	0	0	0	0	0	0	0	0	0	0	0	0
3	85	New Harvest Coffee	0	0	0	0	0	0	0	0	0	0	0	0	0	0	0
3	85	New Hong Kong	0	0	0	0	0	0	0	0	0	0	0	0	0	0	0
3	85	New Rivers Restaurant Group, Inc.	0	0	0	0	0	0	0	0	0	0	0	0	0	0	0
3	85	New Tokyo, Inc.	0	0	0	0	0	0	1	0	0	0	0	0	0	0	0
3	85	New Wing Kee B-B-Q & Poultry	0	0	0	0	0	0	2	1	0	0	0	0	0	0	0
3	81	NGC, INC.	0	0	0	0	0	0	0	0	0	0	0	0	0	0	0
3	85	Nice Slice	0	0	0	0	0	0	0	0	0	0	0	0	0	0	0
3	85	Nickel Corporation	0	0	0	0	0	0	0	0	0	0	0	0	0	0	0
3	97	Nick's Auto Body, Inc.	0	0	0	0	0	0	0	0	0	0	0	0	0	0	0
3	85	Nicks on Broadway	0	0	0	0	0	0	0	0	0	0	0	0	0	0	0
3	97	NNC of Rhode Island, Inc.	0	0	0	1	0	0	1	0	0	0	0	0	0	0	0
3	85	Noble House	0	0	0	0	0	0	0	0	0	0	0	0	0	0	0
3	85	Noodles 102	0	0	0	0	0	0	1	0	0	0	0	0	0	0	0
3	85	Nordstrom, Inc.	0	0	0	0	0	0	0	0	0	0	0	0	0	0	0
3	94	Norman Brice Seggel	0	0	0	1	0	0	0	0	0	0	0	0	0	0	0
3	94	North Providence Dental Associates	0	0	0	1	0	0	0	0	0	0	0	0	0	0	0
3	86	North Providence High School	0	0	0	0	0	0	0	0	0	0	0	0	0	0	0
3	95	Northeast Environmental	0	0	0	0	0	0	0	0	0	0	0	0	0	0	0
3	43	Northland Environmental LLC	0	0	0	0	0	0	0	0	0	0	0	0	0	0	0
3	95	NsGene, Inc.	0	0	0	0	0	0	0	0	0	0	0	0	0	0	0
3	81	Nueva San Salvador Bakery, Inc.	0	0	0	5	0	0	1	0	0	0	0	0	0	0	0
3	92	Number One Cleaners	0	0	0	0	0	0	1	0	0	0	0	0	0	0	0
3	85	Oak 'N' Willow LLC	0	0	0	0	0	0	0	1	0	0	0	0	0	0	0

USER CLASSIFICATION
(1) Significant - Categorical
(2) Significant - Non-Categorical
(3) Non-Significant

Field's Point
Notices of Violation Issued - 2016

User Classification	Category	Company Name	Letter of Deficiency	Failure to Meet Standards	Report Not Signed	Failure to Submit Reports	Notice of pH Violations	Failure to Immediately Report Violation	Failure to Satisfy NBC Requirements	Failure to Pay Permit Fee/Notice of Non-Payment	Average Limit Violation	Failure to Sample / Analyze All Parameters	Failure to Accurately Report Effluent Values	Failure to Report Pretreatment Equipment Failure	Discharge of Prohibited Material	Failure to Maintain Pretreatment System	Discharging without Permit
3	85	Oasis Market	0	0	0	0	0	0	0	0	0	0	0	0	0	0	0
3	85	Oberlin	0	0	0	0	0	0	0	0	0	0	0	0	0	0	0
3	85	Ocean State Hospitality	0	0	0	0	0	0	0	3	0	0	0	0	0	0	0
3	92	Ocean State Laundry	0	0	0	0	0	0	0	0	0	0	0	0	0	0	0
3	46	Ocean State Metals, Inc.	0	0	0	0	0	0	0	0	0	0	0	0	0	0	0
3	81	Ocean State Peeled Potatoes	0	0	0	0	0	0	0	0	0	0	0	0	0	0	0
3	85	Ocean State Sandwich Company	0	0	0	0	0	0	0	0	0	0	0	0	0	0	0
3	85	Ogie's Trailer Park	0	0	0	0	0	0	0	0	0	0	0	0	0	0	0
3	85	Oki's Japanese Steakhouse	0	0	0	0	0	0	0	0	0	0	0	0	0	0	0
3	85	Old Canteen Restaurant	1	0	0	0	0	0	0	0	0	0	0	0	0	0	0
3	94	Olga Frey, D.M.D.	0	0	0	0	0	0	0	0	0	0	0	0	0	0	0
3	85	Olga's Cup and Saucer, Inc.	0	0	0	0	0	0	0	0	0	0	0	0	0	0	0
3	85	Olneyville NY System	0	0	1	2	0	0	0	0	0	0	0	0	0	0	0
3	96	Olson & Parent Funeral Home, Inc.	0	0	0	0	0	0	0	0	0	0	0	0	0	0	0
3	85	Olympic Pizza	0	0	0	0	0	0	0	0	0	0	0	0	0	0	0
3	86	Omni Providence Hotel	0	0	0	0	0	0	0	0	0	0	0	0	0	0	0
2	34	Orbit Energy Rhode Island, LLC.	0	0	0	4	0	0	5	0	0	0	0	0	0	0	0
3	85	Our Lady of the Rosary	0	0	0	0	0	0	0	0	0	0	0	0	0	0	0
3	85	OV's Restaurant	0	0	0	0	0	0	0	0	0	0	0	0	0	0	0
3	85	P.F. Chang's China Bistro, Inc.	0	0	0	0	0	0	0	0	0	0	0	0	0	0	0
3	82	Panaderia El Paisano	0	0	0	1	0	0	0	0	0	0	0	0	0	0	0
3	81	Panaderia El Quetzal, Inc.	0	0	0	2	0	0	0	0	0	0	0	0	0	0	0
3	85	Pane E Vino	0	0	0	0	0	0	0	0	0	0	0	0	0	0	0
3	85	Panera Bread	0	0	0	0	0	0	0	0	0	0	0	0	0	0	0
3	85	Parkside Rotisserie & Bar	0	0	0	0	0	0	0	0	0	0	0	0	0	0	0
3	85	Pasha Lounge	0	0	0	0	0	0	0	0	0	0	0	0	0	0	0
3	85	Passionflower, Inc.	0	0	0	0	0	0	0	0	0	0	0	0	0	0	0
3	85	Pasta Beach Wayland Square LLC	0	0	0	0	0	0	0	1	0	0	0	0	0	0	0
3	85	Pastiche	0	0	0	0	0	0	0	1	0	0	0	0	0	0	0
3	85	Patterson Park Partners, LLC	0	0	0	0	0	0	0	1	0	0	0	0	0	0	0
3	86	Paul Cuffee High School	0	0	0	0	0	0	0	0	0	0	0	0	0	0	0
3	86	Paul Cuffee School	0	0	0	0	0	0	0	0	0	0	0	0	0	0	0
3	92	Paul's Dry Cleaning Services, Inc.	0	0	0	0	0	0	0	0	0	0	0	0	0	0	0
3	85	Pauly Penta's Italian Deli	0	0	0	0	0	0	0	0	0	0	0	0	0	0	0
3	85	Pearl Restaurant & Lounge	0	0	0	0	0	0	0	0	0	0	0	0	0	0	0
3	94	Pediatric Dentistry	0	0	0	0	0	0	0	0	0	0	0	0	0	0	0
3	85	Pepper Dining, Inc.	0	0	0	0	0	0	0	1	0	0	0	0	0	0	0
3	94	Perel & Bilder, Inc.	0	0	0	0	0	0	0	0	0	0	0	0	0	0	0
3	94	Periodontal Associates	0	0	0	0	0	0	0	0	0	0	0	0	0	0	0
3	99	Periodontics, Inc.	0	0	0	0	0	0	0	0	0	0	0	0	0	0	0
3	81	Pescatore's Seafood, Inc.	0	0	0	0	0	0	0	0	0	0	0	0	0	0	0
3	86	Pezzeli Nursing Center	1	0	0	0	0	0	0	0	0	0	0	0	0	0	0
3	85	PG Foods, Inc.	0	0	0	0	0	0	0	0	0	0	0	0	0	0	0
3	85	Phat Boyz	0	0	0	0	0	0	0	0	0	0	0	0	0	0	0
3	94	Philip D. Barr, DDS	0	0	0	0	0	0	0	0	0	0	0	0	0	0	0
3	85	Pho Horn's Inc.	0	0	0	0	0	0	3	0	0	0	0	0	0	0	0
3	86	Pierce Manor	0	0	0	0	0	0	0	0	0	0	0	0	0	0	0
1	11	Pilgrim Screw Corporation	1	1	0	0	0	0	0	0	0	0	0	0	0	0	0
3	85	Pine Street Ale House, LLC	0	0	0	0	0	0	0	0	0	0	0	0	0	0	0
3	85	Pinkberry	0	0	0	0	0	0	0	1	0	0	0	0	0	0	0
3	85	Pito's Restaurant #2	0	0	0	0	0	0	0	0	0	0	0	0	0	0	0
3	85	Pitos Restaurant I	0	0	0	0	0	0	1	0	0	0	0	0	0	0	0
3	85	Pizza "J", LLC	0	0	0	0	0	0	0	1	0	0	0	0	0	0	0
3	85	Pizza Palace	0	0	0	0	0	0	0	2	0	0	0	0	0	0	0
3	85	Pizza Pie Er	1	0	0	0	0	0	0	0	0	0	0	0	0	0	0

USER CLASSIFICATION
(1) Significant - Categorical
(2) Significant - Non-Categorical
(3) Non-Significant

Field's Point
Notices of Violation Issued - 2016

User Classification	Category	Company Name	Letter of Deficiency	Failure to Meet Standards	Report Not Signed	Failure to Submit Reports	Notice of pH Violations	Failure to Immediately Report Violation	Failure to Satisfy NBC Requirements	Failure to Pay Permit Fee/Notice of Non-Payment	Average Limit Violation	Failure to Sample / Analyze All Parameters	Failure to Accurately Report Effluent Values	Failure to Report Pretreatment Equipment Failure	Discharge of Prohibited Material	Failure to Maintain Pretreatment System	Discharging without Permit
3	85	Pizza Queen	0	0	0	0	0	0	0	0	0	0	0	0	0	0	0
3	85	Pizza Queen - Smith Street	0	0	0	0	0	0	0	0	0	0	0	0	0	0	0
3	85	Pizzeria Gusto, Inc.	0	0	0	0	0	0	0	0	0	0	0	0	0	0	0
3	85	PJ's Pub of Johnston LLC	0	0	0	0	0	0	0	0	0	0	0	0	0	0	0
3	95	Planned Parenthood of Southern N.E. Inc.	0	0	0	0	0	0	0	0	0	0	0	0	0	0	0
3	86	Pocasset Bay Retirement Community	1	0	0	0	0	0	0	0	0	0	0	0	0	0	0
3	85	Pollo Campero	0	0	0	0	0	0	0	0	0	0	0	0	0	0	0
3	85	Popeye's Chicken	0	0	0	0	0	0	0	0	0	0	0	0	0	0	0
3	85	Popeye's Chicken and Biscuits	1	0	0	0	0	0	0	0	0	0	0	0	0	0	0
3	81	Portion Meat Associates	0	0	0	2	0	0	0	0	0	0	0	0	0	0	0
3	42	Portland Transmission Co.	0	0	0	2	0	0	0	0	0	0	0	0	0	0	0
3	85	Pranzi Catering	0	0	0	0	0	0	0	0	0	0	0	0	0	0	0
3	85	PRI I	0	0	0	0	0	0	0	0	0	0	0	0	0	0	0
3	86	PRI I, LP	0	0	0	0	0	0	0	0	0	0	0	0	0	0	0
3	82	Price Rite	0	1	0	1	0	0	0	0	0	0	0	0	0	0	0
3	85	PRII, LP	0	0	0	0	0	0	0	0	0	0	0	0	0	0	0
3	42	Prince Enameling Company, Inc.	0	0	0	0	0	0	0	0	0	0	0	0	0	0	0
3	85	Princess and Sons Three, LLC	0	0	0	0	0	0	0	0	0	0	0	0	0	0	0
3	85	Princess Enterprises II, Inc.	0	0	0	0	0	0	0	0	0	0	0	0	0	0	0
3	60	Pristine Car Wash - Atwood Avenue	0	0	0	0	0	0	3	0	0	0	0	0	0	0	0
3	93	Proprint Incorporated	0	1	0	0	0	1	0	0	0	0	0	0	0	0	0
3	90	Prospect CharterCARE RWC, LLC	0	0	0	5	0	0	0	0	0	0	0	0	0	0	0
3	90	Prospect CharterCARE RWC, LLC (Maude)	0	0	0	6	0	0	0	0	0	0	0	0	0	0	0
3	90	Prospect CharterCARE SJHSRI	0	0	0	0	0	0	0	0	0	0	0	0	0	0	0
3	90	Prospect CharterCARE SJHSRI, LLC	0	0	0	3	0	0	0	0	0	0	0	0	0	0	0
3	94	Prospect CharterCARE SJHSRI, LLC - Atwood	0	0	0	3	0	0	0	0	0	0	0	0	0	0	0
3	94	Prosthodontics	0	0	0	0	0	0	0	0	0	0	0	0	0	0	0
3	95	Prothera Biologics, Inc.	0	0	0	0	0	0	0	0	0	0	0	0	0	0	0
2	24	Prov. Journal Co. - Production Facility	0	0	0	0	0	0	0	0	0	0	0	0	0	0	0
3	97	Providence Auto Body, Inc.	0	0	0	0	0	0	0	0	0	0	0	0	0	0	0
3	86	Providence Career & Technical Academy	0	0	0	4	0	0	0	0	0	0	0	0	0	0	0
3	85	Providence Coal Fired Pizza	0	0	0	0	0	0	0	0	0	0	0	0	0	0	0
3	95	Providence College - Albertus Magnus/Sowa Hall	0	0	0	0	0	0	0	0	0	0	0	0	0	0	0
3	86	Providence College - Alumni Hall	0	0	0	0	0	0	0	0	0	0	0	0	0	0	0
3	86	Providence College - Aquinas Hall	0	0	0	0	0	0	0	0	0	0	0	0	0	0	0
3	86	Providence College - Bedford Hall	0	0	0	0	0	0	0	0	0	0	0	0	0	0	0
3	89	Providence College - Ceramics	0	0	0	0	0	0	0	0	0	0	0	0	0	0	0
3	86	Providence College - Cunningham Hall	0	0	0	0	0	0	0	0	0	0	0	0	0	0	0
3	86	Providence College - Davis Hall	0	0	0	0	0	0	0	0	0	0	0	0	0	0	0
3	86	Providence College - Ditrugia Hall	0	0	0	0	0	0	0	0	0	0	0	0	0	0	0
3	86	Providence College - Dore Hall	0	0	0	0	0	0	0	0	0	0	0	0	0	0	0
3	86	Providence College - Fennell Hall	0	0	0	0	0	0	0	0	0	0	0	0	0	0	0
3	86	Providence College - Guzman Hall	0	0	0	0	0	0	0	0	0	0	0	0	0	0	0
3	95	Providence College - Hickey Hall	0	0	0	0	0	0	0	0	0	0	0	0	0	0	0
3	93	Providence College - Hunt-Cavanagh	0	0	0	0	0	0	0	0	0	0	0	0	0	0	0
3	97	Providence College - Italy Street	0	0	0	0	0	0	0	0	0	0	0	0	0	0	0
3	86	Providence College - Joseph Hall	0	0	0	0	0	0	0	0	0	0	0	0	0	0	0
3	86	Providence College - Mal Brown Hall	0	0	0	0	0	0	0	0	0	0	0	0	0	0	0
3	86	Providence College - McDermott Hall	0	0	0	0	0	0	0	0	0	0	0	0	0	0	0
3	86	Providence College - McVinney Hall	0	0	0	0	0	0	0	0	0	0	0	0	0	0	0
3	86	Providence College - Meagher Hall	0	0	0	0	0	0	0	0	0	0	0	0	0	0	0
3	89	Providence College - Peterson Recreation Center	0	0	0	0	0	0	0	0	0	0	0	0	0	0	0
3	53	Providence College - Power Plant	0	2	0	0	0	1	0	0	0	0	0	0	0	0	0
3	86	Providence College - Raymond Hall	0	0	0	0	0	0	0	0	0	0	0	0	0	0	0
3	89	Providence College - Schneider Arena	0	0	0	0	0	0	0	0	0	0	0	0	0	0	0

USER CLASSIFICATION
(1) Significant - Categorical
(2) Significant - Non-Categorical
(3) Non-Significant

Field's Point
Notices of Violation Issued - 2016

User Classification	Category	Company Name	Letter of Deficiency	Failure to Meet Standards	Report Not Signed	Failure to Submit Reports	Notice of pH Violations	Failure to Immediately Report Violation	Failure to Satisfy NBC Requirements	Failure to Pay Permit Fee/Notice of Non-Payment	Average Limit Violation	Failure to Sample / Analyze All Parameters	Failure to Accurately Report Effluent Values	Failure to Report Pretreatment Equipment Failure	Discharge of Prohibited Material	Failure to Maintain Pretreatment System	Discharging without Permit
3	99	Providence College - Service Building	0	0	0	0	0	0	0	0	0	0	0	0	0	0	0
3	99	Providence College - Smith Ctr. for Arts	0	0	0	0	0	0	0	0	0	0	0	0	0	0	0
3	86	Providence College - St. Aquinas Priory	0	0	0	0	0	0	0	0	0	0	0	0	0	0	0
3	86	Providence College - Suite Building	0	0	0	0	0	0	0	0	0	0	0	0	0	0	0
3	94	Providence Community Health Centers, Inc	1	0	0	1	0	0	0	0	0	0	0	0	0	0	0
3	84	Providence Community Library	0	0	0	0	0	0	0	0	0	0	0	0	0	0	0
3	41	Providence Electroplating Works	0	0	0	1	0	0	0	0	0	0	0	0	0	0	0
3	86	Providence Elementary School	0	0	0	0	0	0	0	1	0	0	0	0	0	0	0
3	86	Providence Housing Authority	0	0	0	0	0	0	0	0	0	0	0	0	0	0	0
3	85	Providence KNC, Inc.	0	0	0	0	0	0	0	0	0	0	0	0	0	0	0
3	85	Providence Oyster Bar	0	0	0	0	0	0	0	1	0	0	0	0	0	0	0
3	85	Providence Parks Department	0	0	0	0	0	0	0	0	0	0	0	0	0	0	0
3	85	Providence Pizza Company	0	0	0	0	0	0	0	0	0	0	0	0	0	0	0
3	74	Providence Pizza Palace	0	0	0	0	0	0	0	0	0	0	0	0	0	0	0
3	85	Providence Place Pockets	0	0	0	0	0	0	0	0	0	0	0	0	0	0	0
3	85	Providence Prime	1	0	0	0	0	0	0	0	0	0	0	0	0	0	0
3	86	Providence Public Safety Complex	0	0	0	7	0	0	0	1	0	0	0	0	0	0	0
3	99	Providence River Animal Hospital	0	0	0	0	0	0	0	0	0	0	0	0	0	0	0
3	85	Providence Schools	0	0	0	0	0	0	0	1	0	0	0	0	0	0	0
3	86	Providence Schools	0	0	0	0	0	0	0	0	0	0	0	0	0	0	0
3	86	Providence Schools	0	0	0	0	0	0	0	2	0	0	0	0	0	0	0
3	86	Providence Schools	0	0	0	0	0	0	0	0	0	0	0	0	0	0	0
2	34	Providence Specialty Products	0	7	0	8	11	4	4	0	0	0	0	0	0	0	0
3	92	Putnam Street Laundromat, Inc.	0	0	0	0	0	0	0	0	0	0	0	0	0	0	0
3	81	Quality Beef Co., Inc.	0	0	0	2	0	0	0	0	0	0	0	0	0	0	0
3	81	Quality Seafood	0	0	0	1	0	0	0	0	0	0	0	0	0	0	0
3	27	Quality Spraying Technologies	0	0	0	0	0	0	0	0	0	0	0	0	0	0	0
3	95	Quest Diagnostics Inc. (Atwood)	0	0	0	0	0	0	0	0	0	0	0	0	0	0	0
3	24	R & J Manufacturing Company	0	0	0	0	0	0	0	0	0	0	0	0	0	0	0
1	11	R. E. Sturdy Company, Inc.	0	2	0	4	5	0	0	0	0	0	0	0	0	0	0
3	97	R.C. Motors Inc.	0	0	0	0	0	0	0	0	0	0	0	0	0	0	0
3	81	R.I. Beef & Veal, Incorporated	0	0	0	3	0	0	1	0	0	0	0	0	0	0	0
3	95	R.I. D.O.T.-Materials Testing	0	0	0	0	0	0	0	0	0	0	0	0	0	0	0
3	95	R.I. Hospital - Coro Building	0	0	0	0	0	0	0	0	0	0	0	0	0	0	0
3	90	R.I. Hospital - Hasbro Childrens	0	0	0	0	0	0	0	2	0	0	0	0	0	0	0
3	81	R.I. Provision Company	0	0	0	1	0	0	0	0	0	0	0	0	0	0	0
3	37	R.I.P.T.A. - 750 Elmwood	0	1	0	0	0	1	0	0	0	0	0	0	0	0	0
3	37	R.I.P.T.A. - Bus Cleaning (265 Elmwood)	0	0	0	0	0	0	0	0	0	0	0	0	0	0	0
3	37	R.I.P.T.A. - New Bus Facility (269 Melrose)	0	0	0	0	0	0	0	0	0	0	0	0	0	0	0
3	37	R.I.P.T.A. - Para-Transit Facility (705 Elmwood)	0	0	0	0	0	0	0	0	0	0	0	0	0	0	0
3	85	RAA, Inc.	0	0	0	0	0	0	0	0	0	0	0	0	0	0	0
3	97	Rain Car Wash	0	0	0	8	0	0	12	2	0	0	0	0	0	0	0
3	92	Rainbow Cleaners, Inc.	0	0	0	0	0	0	0	0	0	0	0	0	0	0	0
3	92	Ralde, LLC	0	0	0	0	0	0	0	0	0	0	0	0	0	0	0
3	85	Rangina, Inc.	1	0	0	0	0	0	1	0	0	0	0	0	0	0	0
3	85	Ran-Zan	1	0	0	0	0	0	0	0	0	0	0	0	0	0	0
3	85	Rasmey Corp.	0	0	0	0	0	0	0	0	0	0	0	0	0	0	0
3	92	Ray's Laundry & Cleaners	0	0	0	0	0	0	1	0	0	0	0	0	0	0	0
3	85	RCI, Inc.	0	0	0	0	0	0	0	0	0	0	0	0	0	0	0
3	85	RD Investments	0	0	0	0	0	0	4	2	0	0	0	0	0	0	0
3	85	Real's Fine Italian Cuisine	0	0	0	0	0	0	0	0	0	0	0	0	0	0	0
3	85	Rebel Lounge and Restaurant	0	0	0	0	0	0	0	0	0	0	0	0	0	0	0
3	85	Red Ginger	0	0	0	0	0	0	4	0	0	0	0	0	0	0	0
3	85	Red Stripe East Side, LLC	0	0	0	0	0	0	0	0	0	0	0	0	0	0	0

USER CLASSIFICATION
(1) Significant - Categorical
(2) Significant - Non-Categorical
(3) Non-Significant

Field's Point
Notices of Violation Issued - 2016

User Classification	Category	Company Name	Letter of Deficiency	Failure to Meet Standards	Report Not Signed	Failure to Submit Reports	Notice of pH Violations	Failure to Immediately Report Violation	Failure to Satisfy NBC Requirements	Failure to Pay Permit Fee/Notice of Non-Payment	Average Limit Violation	Failure to Sample / Analyze All Parameters	Failure to Accurately Report Effluent Values	Failure to Report Pretreatment Equipment Failure	Discharge of Prohibited Material	Failure to Maintain Pretreatment System	Discharging without Permit
3	86	Regency Plaza	0	0	0	0	0	0	0	0	0	0	0	0	0	0	0
3	86	Regency Plaza - East Building #3	0	0	0	0	0	0	0	0	0	0	0	0	0	0	0
3	86	Regency Plaza - West Building #2	0	0	0	0	0	0	0	0	0	0	0	0	0	0	0
3	86	Renaissance Providence	0	0	0	0	0	0	0	0	0	0	0	0	0	0	0
3	86	Reservoir Avenue School	0	0	0	0	0	0	0	1	0	0	0	0	0	0	0
3	85	Restaurant Associates of Prov. LLC I	0	0	0	0	0	0	0	0	0	0	0	0	0	0	0
3	85	Restaurant Associates of Prov. LLC II	0	0	0	0	0	0	0	0	0	0	0	0	0	0	0
3	85	Restaurant Associates of Prov. LLC III	0	0	0	0	0	0	0	0	0	0	0	0	0	0	0
3	74	Restaurant Capri - name changed to MEAST, LLC	0	0	0	0	0	0	1	0	0	0	0	0	0	0	0
3	85	Restaurant Mexico Garibaldi	0	0	0	0	0	0	0	0	0	0	0	0	0	0	0
3	82	Reyes Food Market	0	0	0	1	0	0	2	0	0	0	0	0	0	0	0
3	85	Rhode Island Billiards Club	0	0	0	0	0	0	0	2	0	0	0	0	0	0	0
3	95	Rhode Island Blood Center	0	0	0	0	0	0	0	0	0	0	0	0	0	0	0
3	43	Rhode Island Chemical Corporation	0	0	0	3	0	0	0	0	0	0	0	0	0	0	0
3	89	Rhode Island College - Connection 1	0	0	0	0	0	0	0	0	0	0	0	0	0	0	0
3	43	Rhode Island College - Connection 2	0	0	0	7	0	0	0	0	0	0	0	0	0	0	0
3	99	Rhode Island College - Connection 3	0	0	0	2	0	0	1	0	0	0	0	0	0	0	0
3	86	Rhode Island College - Connection 4	0	0	0	0	0	0	0	0	0	0	0	0	0	0	0
3	86	Rhode Island Convention Center	0	0	0	1	0	0	0	0	0	0	0	0	0	0	0
3	85	Rhode Island Favorite Chicken III, LLC	0	0	0	0	0	0	1	0	0	0	0	0	0	0	0
3	51	Rhode Island Heat Treating Co.	0	0	0	0	0	0	1	0	0	0	0	0	0	0	0
3	90	Rhode Island Hospital	0	0	0	0	1	0	0	0	0	0	0	0	0	0	0
2	34	Rhode Island Resource Recovery Corp.	0	1	0	0	0	0	0	0	0	0	0	0	0	0	0
3	85	Rhode Rockets Inc.	0	0	0	0	0	0	0	0	0	0	0	0	0	0	0
3	85	Rhode Rockets, Inc.	1	0	0	0	0	0	0	1	0	0	0	0	0	0	0
3	85	RI Community Food Bank	0	0	0	0	0	0	0	0	0	0	0	0	0	0	0
3	95	RI Dept Health, Div. of Labs & Med. Exam	0	0	0	0	0	0	0	0	0	0	0	0	0	0	0
3	95	RIBC Properties, LLC	0	0	0	0	0	0	0	0	0	0	0	0	0	0	0
3	52	Rich Group	0	0	0	0	0	0	0	0	0	0	0	0	0	0	0
3	86	RISD - 15 Westminster Street	0	0	0	0	0	0	0	0	0	0	0	0	0	0	0
3	84	RISD - Auditorium	0	0	0	0	0	0	0	0	0	0	0	0	0	0	0
3	99	RISD - Bank Building	0	0	0	0	0	0	0	0	0	0	0	0	0	0	0
3	99	RISD - Bayard-Ewing Building	0	0	0	0	0	0	0	0	0	0	0	0	0	0	0
3	24	RISD - Benson Hall	0	0	0	0	0	0	0	0	0	0	0	0	0	0	0
3	52	RISD - Central Power Plant	0	0	0	0	0	0	0	0	0	0	0	0	0	0	0
3	23	RISD - College Building	0	0	0	0	1	0	0	0	0	0	0	0	0	0	0
3	86	RISD - Colonial Apartments	0	0	0	0	0	0	0	0	0	0	0	0	0	0	0
3	93	RISD - Design Center	0	0	0	0	0	0	0	0	0	0	0	0	0	0	0
3	99	RISD - Dexter House Garage	0	0	0	0	0	0	0	0	0	0	0	0	0	0	0
3	86	RISD - East Hall	0	0	0	0	0	0	0	0	0	0	0	0	0	0	0
3	99	RISD - Fletcher Building	0	0	0	0	0	0	0	0	0	0	0	0	0	0	0
3	86	RISD - Homer Hall	0	0	0	0	0	0	0	0	0	0	0	0	0	0	0
3	84	RISD - Illustration Studies Building	0	0	0	0	0	0	0	0	0	0	0	0	0	0	0
3	99	RISD - Industrial Design Building	0	0	0	0	0	0	0	0	0	0	0	0	0	0	0
3	84	RISD - Market House	0	0	0	0	0	0	0	0	0	0	0	0	0	0	0
3	99	RISD - Mason (CIT) Building	0	0	0	0	0	0	0	0	0	0	0	0	0	0	0
3	99	RISD - Memorial Hall	0	0	0	0	0	0	0	0	0	0	0	0	0	0	0
3	43	RISD - Metcalf Building	0	0	0	0	0	0	0	0	0	0	0	0	0	0	0
3	86	RISD - Nickerson Hall	0	0	0	0	0	0	0	0	0	0	0	0	0	0	0
3	85	RISD - Refectory	0	0	0	0	0	0	0	0	0	0	0	0	0	0	0
3	86	RISD - South Hall	0	0	0	0	0	0	0	0	0	0	0	0	0	0	0
3	99	RISD - Washington Building	0	4	0	0	0	0	0	0	0	0	0	0	0	0	0
3	99	RISD - Waterman Building	0	0	0	0	0	0	0	0	0	0	0	0	0	0	0
3	84	RISD - What Cheer Garage	0	0	0	0	0	0	0	0	0	0	0	0	0	0	0
3	53	RISD - Winston Clock Tower	0	0	0	0	0	0	0	0	0	0	0	0	0	0	0

USER CLASSIFICATION
(1) Significant - Categorical
(2) Significant - Non-Categorical
(3) Non-Significant

Field's Point
Notices of Violation Issued - 2016

User Classification	Category	Company Name	Letter of Deficiency	Failure to Meet Standards	Report Not Signed	Failure to Submit Reports	Notice of pH Violations	Failure to Immediately Report Violation	Failure to Satisfy NBC Requirements	Failure to Pay Permit Fee/Notice of Non-Payment	Average Limit Violation	Failure to Sample / Analyze All Parameters	Failure to Accurately Report Effluent Values	Failure to Report Pretreatment Equipment Failure	Discharge of Prohibited Material	Failure to Maintain Pretreatment System	Discharging without Permit
3	85	Ristorante Lucia	0	0	0	0	0	0	0	3	0	0	0	0	0	0	0
3	85	Rita's Pizza	0	0	0	0	0	0	4	0	0	0	0	0	0	0	0
3	85	RJ Franco, Inc.	0	0	0	0	0	0	0	0	0	0	0	0	0	0	0
3	86	Robert L. Bailey Elementary School	0	0	0	0	0	0	0	1	0	0	0	0	0	0	0
3	94	Robert L. Serinsky	0	0	0	0	0	0	0	0	0	0	0	0	0	0	0
3	46	Roberts Polishing	0	0	0	0	0	0	0	0	0	0	0	0	0	0	0
3	85	Roger Williams Zoo - Carousel Cafe	0	0	0	0	0	0	1	0	0	0	0	0	0	0	0
3	85	Roger Williams Zoo - Serengetti Cafe	0	0	0	0	0	0	0	1	0	0	0	0	0	0	0
3	60	Roger Williams Zoo - Veterinary Hospital	0	0	0	0	0	0	0	0	0	0	0	0	0	0	0
3	85	Roger Williams Zoo - Wilderness Cafe	0	0	0	0	0	0	0	1	0	0	0	0	0	0	0
3	85	Rogue Island Group, LLC	0	0	0	0	0	0	0	1	0	0	0	0	0	0	0
3	85	ROM Deli, Inc.	0	0	0	0	0	0	0	0	0	0	0	0	0	0	0
3	85	Roma, LLC	0	0	0	0	0	0	1	1	0	0	0	0	0	0	0
3	85	Ronit Corporation	0	0	0	0	0	0	0	0	0	0	0	0	0	0	0
3	81	Ron's Pastry Gourmet	0	0	0	2	0	0	1	0	0	0	0	0	0	0	0
3	85	Rosa Mia Pizza and More	0	0	0	1	0	0	0	0	0	0	0	0	0	0	0
3	85	Rosalina - RI	0	0	0	0	0	0	0	1	0	0	0	0	0	0	0
3	85	Rossi's Cold Cuts & Deli	0	0	0	3	0	0	0	1	0	0	0	0	0	0	0
3	85	Roundgrille, Inc.	0	0	0	0	0	0	0	1	0	0	0	0	0	0	0
3	85	Ruby Thai Providence Place, Inc.	1	0	0	0	0	0	2	0	0	0	0	0	0	0	0
3	85	Ruby Tuesday #4628	1	0	0	0	0	0	1	0	0	0	0	0	0	0	0
3	85	Ruby, Inc.	1	0	0	0	0	0	2	0	0	0	0	0	0	0	0
3	85	Rue Bis	0	0	0	0	0	0	0	0	0	0	0	0	0	0	0
3	96	Russell J. Boyle & Son	0	0	0	0	0	0	1	0	0	0	0	0	0	0	0
3	41	RVS Mfg. Co.	0	0	0	2	0	0	0	0	0	0	0	0	0	0	0
3	86	Ryan Health Center, Inc.	0	0	0	0	0	0	0	0	0	0	0	0	0	0	0
3	85	S&D Eddy, LLC	0	0	0	0	0	0	0	0	0	0	0	0	0	0	0
3	84	S.B. Winsor Dairy	0	0	0	1	0	0	0	0	0	0	0	0	0	0	0
3	85	SAC, Inc.	0	0	0	0	0	0	0	0	0	0	0	0	0	0	0
3	43	Sage Manufacturing Company, Inc.	0	0	0	0	0	0	0	0	0	0	0	0	0	0	0
3	86	Saint Elizabeth Assisted Living	0	0	0	0	0	0	1	1	0	0	0	0	0	0	0
3	85	Sajo's Gourmet Pizzeria	0	0	0	0	0	0	3	1	0	0	0	0	0	0	0
3	85	Saki's Pizzeria	0	0	0	0	0	0	0	0	0	0	0	0	0	0	0
3	85	Sala Cruz	0	0	0	0	0	0	0	0	0	0	0	0	0	0	0
3	85	Salon Bar LLC	0	0	0	0	0	0	0	0	0	0	0	0	0	0	0
3	81	Sal's Bakery	0	0	0	0	0	0	1	0	0	0	0	0	0	0	0
3	86	Salvatore Mancini Resource and Activity	0	0	0	0	0	0	0	0	0	0	0	0	0	0	0
3	85	Sam's New York System	1	0	0	0	0	0	1	0	0	0	0	0	0	0	0
3	94	Samuel Sinclair Dental Center	0	0	0	0	0	0	0	0	0	0	0	0	0	0	0
3	85	Sangtong, LLC	0	0	0	0	0	0	0	0	0	0	0	0	0	0	0
3	81	Sans Gluten Artisan Bakery	0	0	0	0	0	0	1	0	0	0	0	0	0	0	0
3	85	Saptagiri LLC	0	0	0	0	0	0	0	0	0	0	0	0	0	0	0
3	85	Sara Foods, LLC	0	0	0	0	0	0	1	2	0	0	0	0	0	0	0
3	85	Say Cheese	0	0	0	0	0	0	3	0	0	0	0	0	0	0	0
3	85	Sazon Disla Food Mart, Inc.	0	0	0	0	0	0	0	2	0	0	0	0	0	0	0
3	96	SCI Rhode Island Funeral Services, LLC	0	0	0	0	0	0	0	0	0	0	0	0	0	0	0
3	96	SCI RI Funeral Services LLC	0	0	0	0	0	0	0	0	0	0	0	0	0	0	0
3	81	Scialo Bros. Bakery	0	0	0	0	0	0	0	0	0	0	0	0	0	0	0
3	85	Scrambler's II, Inc.	0	0	0	0	0	0	0	0	0	0	0	0	0	0	0
3	85	Sea Coast Investment Corp	0	0	0	0	0	0	0	0	0	0	0	0	0	0	0
3	81	Sedna Seafoods, LLC	0	0	0	3	0	0	0	2	0	0	0	0	0	0	0
3	85	Serendipity Heaven	0	0	0	0	0	0	0	0	0	0	0	0	0	0	0
3	85	Seven Sisters Restaurant	1	0	0	0	0	0	0	2	0	0	0	0	0	0	0
3	85	Seven Stars Bakery (Broadway)	0	0	0	0	0	0	0	0	0	0	0	0	0	0	0
3	85	Seven Stars Bakery (Hope St.)	0	0	0	0	0	0	0	0	0	0	0	0	0	0	0

USER CLASSIFICATION
(1) Significant - Categorical
(2) Significant - Non-Categorical
(3) Non-Significant

Field's Point
Notices of Violation Issued - 2016

User Classification	Category	Company Name	Letter of Deficiency	Failure to Meet Standards	Report Not Signed	Failure to Submit Reports	Notice of pH Violations	Failure to Immediately Report Violation	Failure to Satisfy NBC Requirements	Failure to Pay Permit Fee/Notice of Non-Payment	Average Limit Violation	Failure to Sample / Analyze All Parameters	Failure to Accurately Report Effluent Values	Failure to Report Pretreatment Equipment Failure	Discharge of Prohibited Material	Failure to Maintain Pretreatment System	Discharging without Permit
3	85	Shanghai Restaurant, Inc.	0	0	0	0	0	0	0	1	0	0	0	0	0	0	0
3	85	Shark Sushi Bar & Grill	0	0	0	0	0	0	0	0	0	0	0	0	0	0	0
3	82	Shaw's Supermarket Store #7443	0	17	0	4	0	17	0	0	0	0	0	0	0	0	0
3	97	Shell Oil Company (Mineral Spring Ave.)	0	0	0	0	0	0	0	0	0	0	0	0	0	0	0
3	97	Shell Oil Products Company (Hartford Ave.)	0	0	0	0	0	0	0	0	0	0	0	0	0	0	0
3	82	Shore's Market, Inc.	0	0	0	0	0	0	0	0	0	0	0	0	0	0	0
3	85	Sicilia's Pizzeria	0	0	0	0	0	0	0	0	0	0	0	0	0	0	0
3	85	Siena, Inc.	0	0	0	0	0	0	0	0	0	0	0	0	0	0	0
3	85	Silvershell Hospitality Services	0	0	0	0	0	0	1	0	0	0	0	0	0	0	0
3	42	Simplex Engine & Machine, Inc.	0	0	0	0	0	0	0	0	0	0	0	0	0	0	0
3	85	Simply Seasonal	0	0	0	0	0	0	0	0	0	0	0	0	0	0	0
3	81	Sin, LLC	0	0	0	0	0	0	0	0	0	0	0	0	0	0	0
3	85	SJM Brothers LLC	1	0	0	0	0	0	0	0	0	0	0	0	0	0	0
3	85	SJM Brother's LLC	0	0	0	0	0	0	0	0	0	0	0	0	0	0	0
3	92	Smith Hill Laundromat	0	0	0	0	0	0	0	0	0	0	0	0	0	0	0
3	85	Snookers Inc.	0	0	0	0	0	0	0	0	0	0	0	0	0	0	0
3	84	Snow Associates	0	0	0	0	0	0	0	0	0	0	0	0	0	0	0
3	85	Snowflake Teahouse, LLC	0	0	0	0	0	0	0	0	0	0	0	0	0	0	0
3	85	Soban Inc.	0	0	0	0	0	0	4	0	0	0	0	0	0	0	0
3	81	Something Different	0	0	0	0	0	0	0	0	0	0	0	0	0	0	0
3	86	Sophia Academy	0	0	0	0	0	0	0	0	0	0	0	0	0	0	0
3	92	Sophia Laundromat Inc.	0	0	0	0	0	0	0	0	0	0	0	0	0	0	0
3	74	South Beach Café	0	0	0	0	0	0	4	0	0	0	0	0	0	0	0
3	74	South Street Landing	0	0	0	0	0	0	0	0	0	0	0	0	0	0	0
3	92	Specialty Cleansing Company	0	0	0	0	0	0	1	0	0	0	0	0	0	0	0
3	46	Spectrum Coatings Lab. Inc.	0	0	0	0	0	0	0	0	0	0	0	0	0	0	0
3	60	Speedway (Smithfield Ave.)	0	0	0	0	0	0	0	0	0	0	0	0	0	0	0
3	97	Speedy Auto Service by Monro	0	0	0	1	0	0	0	0	0	0	0	0	0	0	0
3	85	Speedy Pizza	0	0	0	0	0	0	0	0	0	0	0	0	0	0	0
3	85	Spike's Junkyard Dogs	0	0	0	0	0	0	0	0	0	0	0	0	0	0	0
3	85	Spirito's Restaurant	0	0	0	0	0	0	0	0	0	0	0	0	0	0	0
3	52	Sprague Energy Corporation	0	0	0	0	0	0	0	1	0	0	0	0	0	0	0
3	85	Starbucks (Biltmore)	0	0	0	0	0	0	0	0	0	0	0	0	0	0	0
3	85	Starbucks (Financial Plaza)	0	0	0	0	0	0	0	0	0	0	0	0	0	0	0
3	85	Starbucks Coffee Company #7419	0	0	0	0	0	0	0	0	0	0	0	0	0	0	0
3	86	Steere House Nursing Center	0	0	0	0	0	0	0	0	0	0	0	0	0	0	0
3	92	Sterling Cleaners	0	0	0	0	0	0	0	0	0	0	0	0	0	0	0
3	94	Steven A. Sack, D.M.D	0	0	0	1	0	0	0	0	0	0	0	0	0	0	0
3	94	Steven W. Silverberg DDS	0	0	0	0	0	0	0	0	0	0	0	0	0	0	0
3	85	Stock Culinary Goods	0	0	0	0	0	0	0	0	0	0	0	0	0	0	0
3	82	Stop & Shop Supermarket #703	0	0	0	1	0	0	0	0	0	0	0	0	0	0	0
3	82	Stop & Shop Supermarket #722	0	1	0	1	0	0	0	0	0	0	0	0	0	0	0
3	82	Stop & Shop Supermarket #724	0	1	0	1	0	0	0	0	0	0	0	0	0	0	0
3	82	Stop & Shop Supermarket #725	0	1	0	1	0	0	0	0	0	0	0	0	0	0	0
3	85	Subway (Atwood Ave.)	0	0	0	0	0	0	0	0	0	0	0	0	0	0	0
3	85	Subway (Kennedy Plaza)	0	0	0	0	0	0	0	0	0	0	0	0	0	0	0
3	85	Subway (Westminster Street)	0	0	0	0	0	0	0	0	0	0	0	0	0	0	0
3	96	Sugarman-Sinai Memorial Chapel	0	0	0	0	0	0	0	0	0	0	0	0	0	0	0
3	86	Summit R.I. SNF LLC	0	0	0	0	0	0	0	0	0	0	0	0	0	0	0
3	92	Sun-Brite Laundromat	0	0	0	0	0	0	0	0	0	0	0	0	0	0	0
3	85	Sur La Table	0	0	0	0	0	0	0	0	0	0	0	0	0	0	0
3	85	Sura 153, Inc.	0	0	0	0	0	0	0	0	0	0	0	0	0	0	0
1	11	Surface Coatings Division, MFB LLC	1	2	0	2	12	0	0	2	0	0	0	0	0	0	0
3	85	Sutus, Inc.	0	0	0	0	0	0	0	0	0	0	0	0	0	0	0
3	97	Swan Point Cemetery	0	0	0	0	0	0	0	0	0	0	0	0	0	0	0

USER CLASSIFICATION
(1) Significant - Categorical
(2) Significant - Non-Categorical
(3) Non-Significant

Field's Point
Notices of Violation Issued - 2016

User Classification	Category	Company Name	Letter of Deficiency	Failure to Meet Standards	Report Not Signed	Failure to Submit Reports	Notice of pH Violations	Failure to Immediately Report Violation	Failure to Satisfy NBC Requirements	Failure to Pay Permit Fee/Notice of Non-Payment	Average Limit Violation	Failure to Sample / Analyze All Parameters	Failure to Accurately Report Effluent Values	Failure to Report Pretreatment Equipment Failure	Discharge of Prohibited Material	Failure to Maintain Pretreatment System	Discharging without Permit
3	97	Swash Express Auto Wash	0	0	0	0	0	0	0	0	0	0	0	0	0	0	0
3	85	Sweet Orange, LLC	0	0	0	0	0	0	0	0	0	0	0	0	0	0	0
3	99	SWG Promotions, LLC	0	0	0	2	0	0	2	2	0	0	0	0	0	0	0
3	85	T&N Restaurant	0	0	0	0	0	0	0	0	0	0	0	0	0	0	0
3	85	T&W Chinese Restaurant, Inc	0	0	0	0	0	0	0	0	0	0	0	0	0	0	0
3	85	T.J.N. Restaurant, Inc.	0	0	0	0	0	0	0	0	0	0	0	0	0	0	0
3	85	Taco Bell	1	0	0	0	0	0	0	0	0	0	0	0	0	0	0
3	85	Tallulah's Taqueria	0	0	0	0	0	0	0	0	0	0	0	0	0	0	0
3	85	Taqueria Al Son De Mi Barrio	1	0	0	0	0	0	1	1	0	0	0	0	0	0	0
1	11	Technodic, Inc.	0	0	0	0	0	0	0	0	0	0	0	0	0	0	0
3	81	Tedesco's Sausage Shop	0	0	0	2	0	0	0	0	0	0	0	0	0	0	0
3	85	Teeson LLC	0	0	0	0	0	0	0	0	0	0	0	0	0	0	0
3	82	Tenares Supermarket	0	0	0	2	0	0	0	2	0	0	0	0	0	0	0
3	46	Tercat Tool & Die Company, Inc.	0	0	0	0	0	0	0	0	0	0	0	0	0	0	0
3	85	Teriyaki House	1	0	0	0	0	0	0	0	0	0	0	0	0	0	0
3	85	Thailand	0	0	0	0	0	0	1	0	0	0	0	0	0	0	0
3	85	The Abbey	0	0	0	3	0	0	0	0	0	0	0	0	0	0	0
3	94	The Aesthetic Dental Studio of RI	0	0	0	1	0	0	0	0	0	0	0	0	0	0	0
3	24	The Allied Group	0	0	0	0	0	0	0	0	0	0	0	0	0	0	0
3	85	The Amos House	0	0	0	0	0	0	0	0	0	0	0	0	0	0	0
3	85	The Birch Group, LLC	0	0	0	0	0	0	0	0	0	0	0	0	0	0	0
3	85	The Bradford News Exchange, LLC	0	0	0	0	0	0	0	2	0	0	0	0	0	0	0
3	86	The Bridge At Cherry Hill	0	0	0	0	0	0	0	0	0	0	0	0	0	0	0
3	85	The Cheesecake Factory Restaurants, Inc.	0	0	0	0	0	0	0	0	0	0	0	0	0	0	0
3	85	The Corporate Cafe'	1	0	0	0	0	0	0	0	0	0	0	0	0	0	0
3	85	The Dorrance, LLC	0	0	0	0	0	0	3	0	0	0	0	0	0	0	0
3	71	The Duck and Bunny	0	0	0	0	0	0	1	0	0	0	0	0	0	0	0
3	71	The Flames, Inc.	0	0	0	0	0	0	0	0	0	0	0	0	0	0	0
3	37	The Foundry Associates	0	0	0	0	0	0	0	0	0	0	0	0	0	0	0
3	86	The Genesis Center	0	0	0	0	0	0	0	0	0	0	0	0	0	0	0
3	85	The Grange	0	0	0	0	0	0	0	0	0	0	0	0	0	0	0
3	85	The Great Lakes Group	0	0	0	0	0	0	0	1	0	0	0	0	0	0	0
3	85	The Mills Tavern	0	0	0	0	0	0	3	0	0	0	0	0	0	0	0
3	81	The Original Italian Bakery, Inc.	0	0	0	9	0	0	0	0	0	0	0	0	0	0	0
3	85	The Pizza Gourmet	0	0	0	0	0	0	0	0	0	0	0	0	0	0	0
3	86	The Providence Center	0	0	0	0	0	0	0	0	0	0	0	0	0	0	0
3	86	The Providence Center	0	0	0	0	0	0	0	0	0	0	0	0	0	0	0
3	44	The Providence Mint, Inc.	0	0	0	2	0	0	0	0	0	0	0	0	0	0	0
3	86	The Providence School Department	0	0	0	0	0	0	0	1	0	0	0	0	0	0	0
3	85	The Salted Slate	0	0	0	0	0	0	0	0	0	0	0	0	0	0	0
3	74	The Salvation Army	0	0	0	0	0	0	0	0	0	0	0	0	0	0	0
3	86	The Sharpe Building	0	0	0	0	0	0	0	0	0	0	0	0	0	0	0
3	85	The Small Point Cafe	0	0	0	0	0	0	0	0	0	0	0	0	0	0	0
3	92	The Soapbox LLC	0	0	0	0	0	0	0	0	0	0	0	0	0	0	0
3	74	The Vapor Lounge RI	0	0	0	0	0	0	0	0	0	0	0	0	0	0	0
3	85	The Vault Lounge	0	0	0	0	0	0	0	3	0	0	0	0	0	0	0
3	92	The Washroom	0	0	0	0	0	0	0	1	0	0	0	0	0	0	0
3	86	The Westin Hotel Expansion	0	0	0	0	0	0	0	0	0	0	0	0	0	0	0
3	85	The Whiskey Republic	1	0	0	0	0	0	0	0	0	0	0	0	0	0	0
3	42	Theresa Creations, Inc.	0	0	0	1	0	0	0	0	0	0	0	0	0	0	0
3	85	This Guy's Pizza	0	0	0	0	0	0	0	1	0	0	0	0	0	0	0
3	94	Thomas S. Mulvey DDS LLC	0	0	0	0	0	0	0	0	0	0	0	0	0	0	0
3	85	Three Sisters, LLC	0	0	0	0	0	0	0	0	0	0	0	0	0	0	0
3	82	Three Way Meat Corporation	0	0	0	0	0	0	0	0	0	0	0	0	0	0	0
3	85	Tienda y Taqueria Puebla	0	0	0	0	0	0	0	2	0	0	0	0	0	0	0

USER CLASSIFICATION
(1) Significant - Categorical
(2) Significant - Non-Categorical
(3) Non-Significant

Field's Point
Notices of Violation Issued - 2016

User Classification	Category	Company Name	Letter of Deficiency	Failure to Meet Standards	Report Not Signed	Failure to Submit Reports	Notice of pH Violations	Failure to Immediately Report Violation	Failure to Satisfy NBC Requirements	Failure to Pay Permit Fee/Notice of Non-Payment	Average Limit Violation	Failure to Sample / Analyze All Parameters	Failure to Accurately Report Effluent Values	Failure to Report Pretreatment Equipment Failure	Discharge of Prohibited Material	Failure to Maintain Pretreatment System	Discharging without Permit
3	86	Times 2 Academy	0	0	0	1	0	0	1	0	0	0	0	0	0	0	0
3	85	Tina's Italian Kitchen, LLC	0	0	0	0	0	0	0	0	0	0	0	0	0	0	0
3	85	Tina's Jamaican Restaurant	0	0	0	0	0	0	0	0	0	0	0	0	0	0	0
3	85	Tommy's Pizza, Inc.	0	0	0	0	0	0	0	0	0	0	0	0	0	0	0
3	85	Tony's Colonial Food	0	0	0	0	0	0	0	0	0	0	0	0	0	0	0
3	41	Tool Craft Inc. / Ru-Mart Inc.	0	0	0	0	0	0	0	0	0	0	0	0	0	0	0
3	85	Tool Time	0	0	0	0	0	0	0	0	0	0	0	0	0	0	0
3	85	Top of the Hill LLC	0	0	0	0	0	0	0	0	0	0	0	0	0	0	0
3	71	Toro Restaurant	0	0	0	0	0	0	1	0	0	0	0	0	0	0	0
3	85	Tortilla Flats Restaurant	0	0	0	0	0	0	0	0	0	0	0	0	0	0	0
3	81	Tortilleria el Quetzal	0	0	0	1	0	0	1	0	0	0	0	0	0	0	0
3	85	Tortilleria Inc.	0	0	0	0	0	0	0	0	0	0	0	0	0	0	0
3	27	Tower Manufacturing Corp.	0	0	0	2	0	0	0	0	0	0	0	0	0	0	0
3	92	Town Laundry	0	0	0	0	0	0	0	2	0	0	0	0	0	0	0
3	84	Town of Johnston	0	0	0	0	0	0	0	0	0	0	0	0	0	0	0
3	85	Trattoria Zooma	2	0	0	0	0	0	1	0	0	0	0	0	0	0	0
3	97	Travelers Auto Body, Inc.	0	0	0	1	0	0	0	0	0	0	0	0	0	0	0
1	11	Tri-Jay Company	0	0	0	0	3	0	0	0	0	0	0	0	0	0	0
3	85	Trinity Brewhouse	0	0	0	0	0	0	0	0	0	0	0	0	0	0	0
3	85	Trinity Management Co., LLC	1	0	0	0	0	0	0	0	0	0	0	0	0	0	0
3	85	Troy, LLC	0	0	0	0	0	0	0	0	0	0	0	0	0	0	0
3	85	True Bagels	0	0	0	0	0	0	0	0	0	0	0	0	0	0	0
3	85	True Bagels Inc.	0	0	0	0	0	0	0	0	0	0	0	0	0	0	0
3	85	True Bagels, Inc.	0	0	0	0	0	0	0	0	0	0	0	0	0	0	0
3	85	Twin's Pizza, Inc.	0	0	0	0	0	0	0	0	0	0	0	0	0	0	0
3	85	Two 88 Chinese Restaurant	0	0	0	0	0	0	0	0	0	0	0	0	0	0	0
3	92	Two Way Laundromat	0	0	0	0	0	0	0	1	0	0	0	0	0	0	0
3	37	U.S. Post Office - VMF	0	0	0	2	0	0	0	0	0	0	0	0	0	0	0
3	27	U.S. Postal Service - P&DC	0	0	0	0	0	0	0	1	0	0	0	0	0	0	0
3	86	UCAP	0	0	0	0	0	0	0	0	0	0	0	0	0	0	0
3	85	UMelt Weybosset, Inc.	0	0	0	0	0	0	0	0	0	0	0	0	0	0	0
2	22	Umicore USA, Incorporated	0	0	0	3	0	0	0	0	0	0	0	0	0	0	0
3	85	Uncle Tonys Pizza and Pasta - Putnam Pike	0	0	0	0	0	0	0	0	0	0	0	0	0	0	0
3	85	Underground Billiards, LLC	0	0	0	0	0	0	0	0	0	0	0	0	0	0	0
1	11	Unique Plating Company	0	1	0	2	2	0	0	1	0	0	0	0	0	0	0
2	22	Univar USA, Inc.	0	0	0	0	0	0	0	0	0	0	0	0	0	0	0
1	11	Universal Plating Company, Inc.	0	1	0	17	10	0	0	1	0	0	0	0	0	0	0
3	41	Universal Shaped Wire	0	0	0	6	0	0	1	0	0	0	0	0	0	0	0
3	94	University Foot Center - Smith Street	0	0	0	0	0	0	0	0	0	0	0	0	0	0	0
3	94	University Foot Center, Inc.	0	0	0	0	0	0	0	0	0	0	0	0	0	0	0
3	85	Uno Of Providence, Inc.	0	0	0	0	0	0	0	0	0	0	0	0	0	0	0
3	85	UTGR, Inc.	0	0	0	0	0	0	0	0	0	0	0	0	0	0	0
3	90	V.A. Medical Center	0	0	0	0	0	0	0	0	0	0	0	0	0	0	0
3	74	Value Place Providence, LLC	0	0	0	0	0	0	0	0	0	0	0	0	0	0	0
3	85	Vanity Entertainment Group LLC	0	0	0	0	0	0	0	0	0	0	0	0	0	0	0
3	85	Vanuatu Coffee Roasters	0	0	0	0	0	0	0	0	0	0	0	0	0	0	0
3	85	Vaseleos, LLC	0	0	0	0	0	0	0	0	0	0	0	0	0	0	0
3	85	Vasilios Pizza	0	0	0	0	0	0	0	0	0	0	0	0	0	0	0
3	85	VB Pizza, LLC	1	0	0	1	0	0	0	0	0	0	0	0	0	0	0
3	86	Veazie Street School	0	0	0	0	0	0	0	1	0	0	0	0	0	0	0
3	85	Veggie Fun	0	0	0	0	0	0	0	0	0	0	0	0	0	0	0
3	85	Venda Ravioli - DePasquale	0	0	0	0	0	0	0	0	0	0	0	0	0	0	0
3	81	Venda Ravioli - Royal Little Drive	0	0	0	1	0	0	0	0	0	0	0	0	0	0	0
3	85	Venda Ravioli, Inc. - 271 Atwells Avenue	0	0	0	0	0	0	0	0	0	0	0	0	0	0	0
3	95	Verichem Laboratories, Inc.	0	0	0	0	0	0	0	0	0	0	0	0	0	0	0

USER CLASSIFICATION
(1) Significant - Categorical
(2) Significant - Non-Categorical
(3) Non-Significant

Field's Point
Notices of Violation Issued - 2016

User Classification	Category	Company Name	Letter of Deficiency	Failure to Meet Standards	Report Not Signed	Failure to Submit Reports	Notice of pH Violations	Failure to Immediately Report Violation	Failure to Satisfy NBC Requirements	Failure to Pay Permit Fee/Notice of Non-Payment	Average Limit Violation	Failure to Sample / Analyze All Parameters	Failure to Accurately Report Effluent Values	Failure to Report Pretreatment Equipment Failure	Discharge of Prohibited Material	Failure to Maintain Pretreatment System	Discharging without Permit
3	27	Verizon	0	0	0	0	0	0	0	0	0	0	0	0	0	0	0
3	81	Victoria Bakery	0	0	0	3	0	0	0	2	0	0	0	0	0	0	0
3	85	Villa Italian Kitchen	0	0	0	0	0	0	0	0	0	0	0	0	0	0	0
3	71	Village Motor Sales	0	0	0	0	0	0	1	0	0	0	0	0	0	0	0
3	85	Village Restaurant Group, LLC	0	0	0	0	0	0	0	0	0	0	0	0	0	0	0
3	81	Virginia & Spanish Peanut Co.	0	0	0	0	0	0	0	0	0	0	0	0	0	0	0
3	85	Viva Mexico Cantina	0	0	0	0	0	0	1	0	0	0	0	0	0	0	0
3	82	V-Mart	1	0	0	4	0	0	5	0	0	0	0	0	0	0	0
3	92	Volpe Tailoring & Cleaning	0	0	0	0	0	0	0	0	0	0	0	0	0	0	0
3	85	Walach Enterprises Providence, LLC	0	0	0	0	0	0	0	0	0	0	0	0	0	0	0
3	97	Walsh's Auto Body and Sales, Inc.	0	0	0	1	0	0	0	0	0	0	0	0	0	0	0
3	85	Walter's Cooking School	0	0	0	0	0	0	1	0	0	0	0	0	0	0	0
3	85	Walt's Roast Beef - North Providence	0	0	0	0	0	0	0	0	0	0	0	0	0	0	0
3	85	WaraWara	0	0	0	0	0	0	2	0	0	0	0	0	0	0	0
3	93	Warren Jagger Photography, Inc.	0	0	0	3	0	0	0	0	0	0	0	0	0	0	0
3	81	Warwick Poultry Company Inc.	0	0	0	0	0	0	0	0	0	0	0	0	0	0	0
3	74	Waterfire Providence	0	0	0	0	0	0	0	0	0	0	0	0	0	0	0
3	85	Waterman Grill, LLC	0	0	0	0	0	0	0	0	0	0	0	0	0	0	0
3	92	Waterman Laundromat	0	0	0	0	0	0	0	0	0	0	0	0	0	0	0
3	60	Waterplace Condominiums	0	0	0	0	0	0	0	0	0	0	0	0	0	0	0
3	85	Waterplace Restaurant	0	0	0	0	0	0	0	0	0	0	0	0	0	0	0
3	86	Webster Avenue School	0	0	0	0	0	0	0	1	0	0	0	0	0	0	0
3	85	Wendy's International, Inc. (Charles)	0	0	0	0	0	0	1	0	0	0	0	0	0	0	0
3	85	Wendy's International, Inc. (Eddy)	0	0	0	0	0	0	0	0	0	0	0	0	0	0	0
3	85	Wendy's International, Inc. (Manton)	0	0	0	0	0	0	0	0	0	0	0	0	0	0	0
3	85	Weng and Jiang LLC	0	0	0	0	0	0	0	0	0	0	0	0	0	0	0
3	85	Wes' Rib House	0	0	0	0	0	0	0	1	0	0	0	0	0	0	0
3	85	West River Cafe, LLC	1	0	0	0	0	0	0	0	0	0	0	0	0	0	0
3	85	West Side Diner	0	0	0	0	0	0	0	0	0	0	0	0	0	0	0
3	85	West Fountain, LLC	0	0	0	0	0	0	1	0	0	0	0	0	0	0	0
3	86	Weybosset Hotel, LLC	0	0	0	0	0	0	0	0	0	0	0	0	0	0	0
3	85	Whisk, LLC	1	0	0	0	0	0	0	0	0	0	0	0	0	0	0
3	82	Whole Foods Market Group, Inc.	0	16	0	1	0	6	0	0	0	0	0	0	0	0	0
3	82	Whole Foods Market, Inc.	0	5	0	0	0	0	0	0	0	0	0	0	0	0	0
3	74	Wickenden Pub	0	0	0	0	0	0	1	0	0	0	0	0	0	0	0
3	86	William D'Abate Elementary School	0	0	0	0	0	0	0	0	0	0	0	0	0	0	0
3	85	Wine & Cheese	0	0	0	0	0	0	0	0	0	0	0	0	0	0	0
3	95	Women & Infants - Kilguss Lab	0	0	0	0	0	0	0	0	0	0	0	0	0	0	0
3	90	Women & Infants Hospital	0	0	0	0	0	0	0	0	0	0	0	0	0	0	0
3	85	Wong's Kitchen	0	0	0	0	0	0	0	3	0	0	0	0	0	0	0
3	41	WVCB	0	0	0	4	0	0	0	0	0	0	0	0	0	0	0
3	85	Xoyita Tortilleria and Deli	0	0	0	0	0	0	0	2	0	0	0	0	0	0	0
3	89	Yacht Club Beverages	0	0	0	0	0	0	0	0	0	0	0	0	0	0	0
3	85	Yan's Cuisine	0	0	0	0	0	0	3	0	0	0	0	0	0	0	0
3	85	Yang's Restaurant	1	0	0	2	0	0	0	0	0	0	0	0	0	0	0
3	74	Yawalux Corporation	0	0	0	0	0	0	5	0	0	0	0	0	0	0	0
3	89	YMCA East Side/Mount Hope	0	0	0	0	0	0	0	0	0	0	0	0	0	0	0
3	85	Yoo Sushi	0	0	0	0	0	0	0	0	0	0	0	0	0	0	0
3	71	Yum Yum Pizza, LLC	0	0	0	0	0	0	0	1	0	0	0	0	0	0	0
3	85	Zona Lounge	0	0	0	0	0	0	0	0	0	0	0	0	0	0	0
3	94	Zumstein Family Dentistry	0	0	0	0	0	0	0	0	0	0	0	0	0	0	0

USER CLASSIFICATION
(1) Significant - Categorical
(2) Significant - Non-Categorical
(3) Non-Significant

***SUMMARY OF NOTICE OF
VIOLATION LETTERS ISSUED***

BUCKLIN POINT

**Bucklin Point
Notices of Violation Issued - 2016**

User Classification	Category	Company Name	Letter of Deficiency	Failure to Meet Standards	Report Not Signed	Failure to Submit Reports	Notice of pH Violations	Failure to Immediately Report Violation	Failure to Satisfy NBC Requirements	Failure to Pay Permit Fee/Notice of Non-Payment	Average Limit Violation	Failure to Sample / Analyze All Parameters	Failure to Accurately Report Effluent Values	Failure to Report Pretreatment Equipment Failure	Discharge of Prohibited Material	Failure to Maintain Pretreatment System	Discharging without Permit
3	85	10 Rocks Lounge & Tapas, LLC	0	0	0	0	0	0	0	2	0	0	0	0	0	0	0
3	86	100 Chambers Street Operations, LLC	0	0	0	0	0	0	0	0	0	0	0	0	0	0	0
3	85	141 Corporation	0	0	0	0	0	0	0	0	0	0	0	0	0	0	0
3	85	1537 Corporation	0	0	0	0	0	0	0	0	0	0	0	0	0	0	0
3	81	3 Flags Bakery	0	0	0	2	0	0	0	0	0	0	0	0	0	0	0
3	85	A.E.E. Inc.	0	0	0	0	0	0	0	2	0	0	0	0	0	0	0
3	59	A.T. Cross Company	0	0	0	1	0	0	0	0	0	0	0	0	0	0	0
3	85	A+J Enterprises, LLC	0	0	0	0	0	0	0	0	0	0	0	0	0	0	0
1	11	Accent Plating Company	0	1	0	3	0	0	0	0	0	0	0	0	0	0	0
3	27	Accu-Care Supply	0	0	0	1	0	0	0	0	0	0	0	0	0	0	0
3	35	ACS Industries, Inc.	0	0	0	0	0	0	0	0	0	0	0	0	0	0	0
3	85	Adaco, LLC	0	0	0	0	0	0	0	1	0	0	0	0	0	0	0
3	85	Adelina Productions Inc.	0	0	0	0	0	0	0	1	0	0	0	0	0	0	0
3	42	Agar Machining & Welding, Inc.	0	0	0	0	0	0	0	0	0	0	0	0	0	0	0
3	85	Agawam Hunt	0	0	0	0	0	0	0	0	0	0	0	0	0	0	0
3	86	Agnes E. Little Elementary School	0	0	0	0	0	0	0	0	0	0	0	0	0	0	0
3	42	Air Filtration Systems	0	0	0	1	0	0	0	0	0	0	0	0	0	0	0
3	85	Aladdin Club	0	0	0	0	0	0	0	0	0	0	0	0	0	0	0
3	85	All Star Pizza	0	0	0	0	0	0	1	0	0	0	0	0	0	0	0
3	99	Allstate Restaurant Equipment	0	0	0	1	0	0	0	0	0	0	0	0	0	0	0
3	81	Alves and Sons Bakery	0	0	0	0	0	0	0	1	0	0	0	0	0	0	0
3	85	Amanda's Kitchen	0	0	0	0	0	0	0	0	0	0	0	0	0	0	0
3	86	America's Best Value Inn	0	0	0	0	0	0	0	0	0	0	0	0	0	0	0
3	53	Amica Mutual Insurance Co. - 10	0	0	0	0	0	0	0	0	0	0	0	0	0	0	0
3	86	Amica Mutual Insurance Co. - 100	0	0	0	0	0	0	0	0	0	0	0	0	0	0	0
3	37	Amica Mutual Insurance Co. - 25	0	0	0	0	0	0	0	0	0	0	0	0	0	0	0
3	53	Amica Mutual Insurance Co. - 50	0	0	0	0	0	0	0	0	0	0	0	0	0	0	0
3	85	Andrew's Bistro	1	0	0	0	0	0	0	0	0	0	0	0	0	0	0
2	25	Angelica Textile Service	0	0	0	2	7	0	0	0	0	0	0	0	0	0	0
3	85	Angelo's Pizza, Inc.	0	0	0	0	0	0	1	0	0	0	0	0	0	0	0
3	92	Anjos Enterprises, Inc.	0	0	0	0	0	0	0	0	0	0	0	0	0	0	0
3	41	Antaya Technologies Corporation	0	0	0	0	0	0	0	0	0	0	0	0	0	0	0
3	85	Antigua Guatemala Bakery	0	0	0	0	0	0	0	0	0	0	0	0	0	0	0
3	85	Antonio's Portuguese Cafe & Kitchen Inc.	0	0	0	0	0	0	0	0	0	0	0	0	0	0	0
3	85	APBVP, Inc.	0	0	0	0	0	0	0	0	0	0	0	0	0	0	0
3	85	Apna Bazar	0	0	0	0	0	0	0	0	0	0	0	0	0	0	0
3	85	Apple Valley Kenco, Inc.	1	0	0	0	0	0	0	0	0	0	0	0	0	0	0
3	85	ARJK, Inc.	0	0	0	0	0	0	0	0	0	0	0	0	0	0	0
3	82	Armando & Sons Meat Market	0	1	0	0	0	0	0	0	0	0	0	0	0	0	0
3	21	ArtVac Corporation	0	0	0	1	0	0	0	0	0	0	0	0	0	0	0
3	85	Asia Restaurants, Inc.	0	0	0	0	0	0	1	0	0	0	0	0	0	0	0
2	27	Aspen Aerogels Rhode Island, LLC	0	0	0	0	6	0	0	0	0	0	0	0	0	0	0
3	99	Attleboro-Cumberland Oral Surgeons, Inc.	0	0	0	0	0	0	0	0	0	0	0	0	0	0	0
3	85	Auli's Panda	0	0	0	0	0	0	0	0	0	0	0	0	0	0	0
3	42	Auto Parts Group Southwest LLC	0	0	0	0	0	0	0	0	0	0	0	0	0	0	0
3	85	Avenue N American Kitchen	0	0	0	0	0	0	0	0	0	0	0	0	0	0	0
3	46	B & L Plastics, Inc.	0	0	0	0	0	0	0	0	0	0	0	0	0	0	0
3	85	B&M Clambake Company	0	0	0	0	0	0	0	0	0	0	0	0	0	0	0
3	85	B. Pinelli's Simply Italian	0	0	0	0	0	0	2	0	0	0	0	0	0	0	0
3	81	Bachini's Bakery	0	0	0	3	0	0	1	0	0	0	0	0	0	0	0
3	85	Bake My Day - OOB	0	0	0	0	0	0	0	1	0	0	0	0	0	0	0
3	85	Bake My Day - Broad Street	0	0	0	0	0	0	2	0	0	0	0	0	0	0	0
3	85	Banai Enterprises LLC	0	0	0	0	0	0	0	0	0	0	0	0	0	0	0

USER CLASSIFICATION
(1) Significant - Categorical
(2) Significant - Non-Categorical
(3) Non-Significant

Bucklin Point
Notices of Violation Issued - 2016

User Classification	Category	Company Name	Letter of Deficiency	Failure to Meet Standards	Report Not Signed	Failure to Submit Reports	Notice of pH Violations	Failure to Immediately Report Violation	Failure to Satisfy NBC Requirements	Failure to Pay Permit Fee/Notice of Non-Payment	Average Limit Violation	Failure to Sample / Analyze All Parameters	Failure to Accurately Report Effluent Values	Failure to Report Pretreatment Equipment Failure	Discharge of Prohibited Material	Failure to Maintain Pretreatment System	Discharging without Permit
3	86	Bank of America	0	0	0	0	0	0	0	0	0	0	0	0	0	0	0
3	94	Benedict J. Ingegneri Jr. DMD PC Inc.	0	0	0	0	0	0	0	0	0	0	0	0	0	0	0
3	85	Benjamin III, Inc.	0	0	0	0	0	0	0	1	0	0	0	0	0	0	0
3	21	Bernardo Manufacturing	0	0	0	2	0	0	0	0	0	0	0	0	0	0	0
3	85	Best Eastern Chinese Restaurant	0	0	0	0	0	0	0	0	0	0	0	0	0	0	0
3	74	Bills' Pizza	0	0	0	0	0	0	0	0	0	0	0	0	0	0	0
3	94	Blackstone Dental	0	0	0	1	0	0	0	0	0	0	0	0	0	0	0
3	85	Blackstone Donuts	0	0	0	0	0	0	0	0	0	0	0	0	0	0	0
3	85	Blackstone Valley Donuts, Inc.	0	0	0	0	0	0	0	0	0	0	0	0	0	0	0
3	86	Blackstone Health	0	0	0	0	0	0	0	0	0	0	0	0	0	0	0
3	81	Blackstone Market	0	0	0	2	0	0	0	1	0	0	0	0	0	0	0
3	86	Blackstone Valley Assisted Living	0	0	0	0	0	0	0	0	0	0	0	0	0	0	0
3	74	Blackstone Valley Community Health	0	0	0	0	0	0	0	0	0	0	0	0	0	0	0
3	94	Blackstone Valley Foot & Ankle	0	0	0	0	0	0	0	0	0	0	0	0	0	0	0
3	74	Blackstone Valley Preparatory Elementary	0	0	0	0	0	0	0	0	0	0	0	0	0	0	0
3	85	Hope Springs Eternal (originally Blaze Village Restaurant)	0	0	0	0	0	0	4	0	0	0	0	0	0	0	0
1	11	Bliss Manufacturing Co., Inc.	0	2	0	1	0	0	0	0	3	0	0	0	0	0	0
3	85	BLP Inc.	0	0	0	0	0	0	0	0	0	0	0	0	0	0	0
3	80	Blue Line Septic, LLC	0	0	0	0	0	0	1	0	0	0	0	0	0	0	0
3	85	Boston House of Pizza	0	0	0	0	0	0	0	0	0	0	0	0	0	0	0
3	85	Bowling Academy, Inc.	0	0	0	0	0	0	0	0	0	0	0	0	0	0	0
3	74	Boys and Girls Club of Pawtucket	0	0	0	0	0	0	0	0	0	0	0	0	0	0	0
3	85	Brava Restaurant & Bar, Inc.	0	0	0	0	0	0	0	0	0	0	0	0	0	0	0
3	97	Broadway Car Wash	0	0	0	0	0	0	0	0	0	0	0	0	0	0	0
3	85	Broadway Diner	0	0	0	0	0	0	1	0	0	0	0	0	0	0	0
3	85	Broadway Pizza	0	0	0	0	0	0	0	0	0	0	0	0	0	0	0
3	97	Bubble Room Car Wash, Inc.	0	0	0	0	0	0	0	0	0	0	0	0	0	0	0
3	92	Bubble Wash	0	0	0	0	0	0	0	0	0	0	0	0	0	0	0
3	89	Bucket Brewery	0	0	0	9	0	0	0	0	0	0	0	0	0	0	0
3	86	Buffalo Lincoln Associates, LLC	0	0	0	0	0	0	0	0	0	0	0	0	0	0	0
3	42	Bullard Abrasives, Inc.	0	0	0	1	0	0	0	0	0	0	0	0	0	0	0
3	85	Burger Bar, Inc.	0	0	0	0	0	0	0	0	0	0	0	0	0	0	0
3	85	Burger Boys	0	0	0	0	0	0	0	0	0	0	0	0	0	0	0
3	85	Burger King - Cedar Avenue	0	0	0	0	0	0	0	0	0	0	0	0	0	0	0
3	94	Burton M. Ogata, D.M.D	0	0	0	0	0	0	0	0	0	0	0	0	0	0	0
3	81	Cala Fruit Distributors, Inc.	0	0	0	8	0	0	0	0	0	0	0	0	0	0	0
3	81	Calise & Sons Bakery	0	0	0	0	0	0	0	0	0	0	0	0	0	0	0
3	85	Canton Wok	0	0	0	0	0	0	0	0	0	0	0	0	0	0	0
3	81	Catanaros Food Products, Inc.	0	0	0	5	0	0	0	0	0	0	0	0	0	0	0
3	85	Celtic Pub, Inc.	0	0	0	0	0	0	0	0	0	0	0	0	0	0	0
3	59	Central Auto Radiator, Inc.	0	0	0	6	0	0	0	0	0	0	0	0	0	0	0
3	86	Central Falls Detention Facility Corp.	0	0	0	0	0	0	0	0	0	0	0	0	0	0	0
3	81	Central Falls Provision Co.	0	0	0	0	0	0	0	0	0	0	0	0	0	0	0
3	96	Charles Coelho Funeral Home	0	0	0	0	0	0	0	1	0	0	0	0	0	0	0
3	86	Charles E. Shea High School	0	0	0	0	0	0	0	0	0	0	0	0	0	0	0
3	94	Charles M. Cavicchio, DPM	0	0	0	0	0	0	0	0	0	0	0	0	0	0	0
3	85	Chelo's Restaurant	1	0	0	0	0	0	1	0	0	0	0	0	0	0	0
1	11	Chemart Company	0	3	0	0	3	0	0	0	3	0	0	0	0	0	0
3	85	Chengdu Taste Inc.	0	0	0	0	0	0	0	0	0	0	0	0	0	0	0
3	71	China House - OOB	0	0	0	0	0	0	0	0	0	0	0	0	0	0	0
3	85	China House	1	0	0	0	0	0	4	0	0	0	0	0	0	0	0
3	85	Cinemaworld	0	0	0	0	0	0	0	0	0	0	0	0	0	0	0
2	25	Cintas Corporation	0	0	0	2	2	0	0	0	0	0	0	0	0	0	0

USER CLASSIFICATION
(1) Significant - Categorical
(2) Significant - Non-Categorical
(3) Non-Significant

**Bucklin Point
Notices of Violation Issued - 2016**

User Classification	Category	Company Name	Letter of Deficiency	Failure to Meet Standards	Report Not Signed	Failure to Submit Reports	Notice of pH Violations	Failure to Immediately Report Violation	Failure to Satisfy NBC Requirements	Failure to Pay Permit Fee/Notice of Non-Payment	Average Limit Violation	Failure to Sample / Analyze All Parameters	Failure to Accurately Report Effluent Values	Failure to Report Pretreatment Equipment Failure	Discharge of Prohibited Material	Failure to Maintain Pretreatment System	Discharging without Permit
3	85	City Limits	0	0	0	0	0	0	0	0	0	0	0	0	0	0	0
3	37	City of Pawtucket - Public Works	0	0	0	2	0	0	0	0	0	0	0	0	0	0	0
3	92	Cityline Laundry	0	0	0	0	0	0	0	0	0	0	0	0	0	0	0
3	85	Club Sport Uniao Madeirense	0	0	0	0	0	0	0	0	0	0	0	0	0	0	0
3	85	Clube Social Portuguese, Inc.	0	0	0	0	0	0	0	0	0	0	0	0	0	0	0
3	85	CMG Holding Company, LLC	0	0	0	0	0	0	0	0	0	0	0	0	0	0	0
3	97	Coastal Collision & Towing, Inc.	0	0	0	0	0	0	0	0	0	0	0	0	0	0	0
3	80	Coia Sanitation Services	0	0	0	0	0	0	0	0	0	0	0	0	0	0	0
3	92	Coin-OP	0	0	0	0	0	0	0	0	0	0	0	0	0	0	0
3	97	Colonial Motor Sales, Inc.	0	0	0	4	0	0	0	0	0	0	0	0	0	0	0
3	94	Comfort Dental II	0	0	0	1	0	0	0	1	0	0	0	0	0	0	0
3	85	Community Ctr Grupo Amigos Da Terceira	0	0	0	0	0	0	0	0	0	0	0	0	0	0	0
3	99	Compassionate Care Veterinary Clinic	0	0	0	0	0	0	0	0	0	0	0	0	0	0	0
3	71	Concentra Medical Center	0	0	0	0	0	0	0	0	0	0	0	0	0	0	0
3	40	Conopco, Inc. (Site #1)	0	0	0	1	0	0	1	1	0	0	0	0	0	0	0
3	40	Conopco, Inc. (Site #2)	0	0	0	1	0	0	0	0	0	0	0	0	0	0	0
3	42	Conrad-Jarvis Corp.	0	0	0	0	0	0	0	0	0	0	0	0	0	0	0
3	35	Continental Plastics & Packaging	0	0	0	0	0	0	0	0	0	0	0	0	0	0	0
3	99	Cool Air Creations Inc.	0	0	0	0	0	0	0	0	0	0	0	0	0	0	0
3	53	Cooley, Incorporated	0	0	0	0	0	0	0	0	0	0	0	0	0	0	0
3	85	Corner Diner	0	0	0	0	0	0	0	1	0	0	0	0	0	0	0
3	96	Costigan - O'Neill Funeral Home	0	0	0	0	0	0	0	0	0	0	0	0	0	0	0
3	85	Cottage Street Donuts	0	0	0	0	0	0	0	0	0	0	0	0	0	0	0
3	27	Cox Communications, Inc. - BP Vault	0	0	0	0	0	0	0	1	0	0	0	0	0	0	0
3	42	Creative Stone Countertops, Inc.	0	0	0	0	0	0	0	0	0	0	0	0	0	0	0
3	52	Crest Manufacturing Company	0	0	0	0	0	0	0	0	0	0	0	0	0	0	0
3	89	Crooked Current Brewery	0	0	0	2	0	0	0	1	0	0	0	0	0	0	0
3	97	Crown Collision Center	0	0	0	2	0	0	0	0	1	0	0	0	0	0	0
3	85	Crugnale Bakery	0	0	0	0	0	0	0	0	0	0	0	0	0	0	0
3	85	Cuisine Del Mar	0	0	0	0	0	0	0	0	0	0	0	0	0	0	0
3	85	Cumberland Farms	0	0	0	0	0	0	0	0	0	0	0	0	0	0	0
3	86	Cumberland High School	0	0	0	0	0	0	0	0	0	0	0	0	0	0	0
3	85	Cumberland House of Pizza	0	0	0	0	0	0	0	0	0	0	0	0	0	0	0
3	86	Cumberland Public Schools	0	0	0	0	0	0	0	0	0	0	0	0	0	0	0
3	74	Cumberland Public Works Garage	0	0	0	0	0	0	0	0	0	0	0	0	0	0	0
3	86	CVS Caremark Corp. (200 Highland Corp. Drive)	0	0	0	0	0	0	0	0	0	0	0	0	0	0	0
3	86	CVS Pharmacy, Inc. (2100 Highland Corp. Drive)	0	0	0	0	0	0	0	0	0	0	0	0	0	0	0
3	85	CW Lanes and Games	0	0	0	0	0	0	0	0	0	0	0	0	0	0	0
3	94	D. James Photopoulos, DDS	0	0	0	0	0	0	0	0	0	0	0	0	0	0	0
3	97	D. Miller's Auto Body	0	0	0	2	0	0	0	0	0	0	0	0	0	0	0
3	85	D.J. Providence Co., LLC	0	0	0	0	0	0	0	0	0	0	0	0	0	0	0
3	85	D'Angelo Sandwich Shop (Broadway)	0	0	0	0	0	0	0	2	0	0	0	0	0	0	0
1	11	Darlene Group	0	0	0	1	0	0	0	0	0	0	0	0	0	0	0
3	86	Darlington Assisted Living Center	1	0	0	0	0	0	0	0	0	0	0	0	0	0	0
3	96	Darlington Mortuary of L. Heroux & Son,	0	0	0	0	0	0	0	0	0	0	0	0	0	0	0
3	85	Davenport Restaurant	0	0	0	0	0	0	0	0	0	0	0	0	0	0	0
3	85	Davenport's Bar & Grille	0	0	0	0	0	0	0	0	0	0	0	0	0	0	0
3	82	Dave's Marketplace	0	0	0	1	0	0	0	0	0	0	0	0	0	0	0
3	35	David London and Company	0	0	0	0	0	0	0	0	0	0	0	0	0	0	0
1	14	Denison Acquisition Company, LLC	0	2	0	1	0	1	1	0	0	0	0	0	0	0	0
3	94	Dental Associates of Cumberland, Inc.	0	0	0	0	0	0	2	0	0	0	0	0	0	0	0
3	94	Dental Group of Pawtucket	0	0	0	1	0	0	0	0	0	0	0	0	0	0	0
3	95	Dialysis Center of Pawtucket	0	0	0	0	0	0	0	0	0	0	0	0	0	0	0

USER CLASSIFICATION
(1) Significant - Categorical
(2) Significant - Non-Categorical
(3) Non-Significant

Bucklin Point
Notices of Violation Issued - 2016

User Classification	Category	Company Name	Letter of Deficiency	Failure to Meet Standards	Report Not Signed	Failure to Submit Reports	Notice of pH Violations	Failure to Immediately Report Violation	Failure to Satisfy NBC Requirements	Failure to Pay Permit Fee/Notice of Non-Payment	Average Limit Violation	Failure to Sample / Analyze All Parameters	Failure to Accurately Report Effluent Values	Failure to Report Pretreatment Equipment Failure	Discharge of Prohibited Material	Failure to Maintain Pretreatment System	Discharging without Permit
3	92	Diamond Cleaners, Inc.	0	0	0	0	0	0	0	0	0	0	0	0	0	0	0
3	94	Diamond Hill Dental, Inc.	0	0	0	1	0	0	0	0	0	0	0	0	0	0	0
3	80	Diffley & Daughters Septic	0	0	0	0	0	0	0	0	0	0	0	0	0	0	0
3	94	Dimitri Ganim, DDS	0	0	0	0	0	0	0	0	0	0	0	0	0	0	0
3	85	DIP, Inc.	0	0	0	0	0	0	0	1	0	0	0	0	0	0	0
3	85	DJ Providence Co., LLC	0	0	0	0	0	0	0	0	0	0	0	0	0	0	0
3	81	Dominican Supermarket (Luciano and Sons d/b/a)OOB	0	0	0	1	0	0	2	2	0	0	0	0	0	0	0
3	74	Dominican Supermarket	0	0	0	0	0	0	1	0	0	0	0	0	0	0	0
3	74	Domino's Pizza	0	0	0	0	0	0	0	0	0	0	0	0	0	0	0
3	85	Domino's Pizza (Dexter Street)	0	0	0	0	0	0	0	0	0	0	0	0	0	0	0
3	85	Don's Lunch	0	0	0	0	0	0	0	0	0	0	0	0	0	0	0
3	85	Dooley, LLC	0	0	0	0	0	0	0	0	0	0	0	0	0	0	0
3	85	Double Dragon	1	0	0	0	0	0	1	0	0	0	0	0	0	0	0
3	94	Dr. Anita N. Vasvani, D.M.D.	0	0	0	1	0	0	0	0	0	0	0	0	0	0	0
3	86	Dr. Earl F. Calcutt Middle School	0	0	0	0	0	0	0	0	0	0	0	0	0	0	0
3	94	Dr. John B. DeMello	0	0	0	1	0	0	0	0	0	0	0	0	0	0	0
3	94	Drs. Ward and Vaudry	0	0	0	1	0	0	0	0	0	0	0	0	0	0	0
3	85	Dufficy Enterprises, Inc.	0	0	0	0	0	0	0	0	0	0	0	0	0	0	0
3	85	Dunkin Donuts - Broad Street	0	0	0	0	0	0	0	0	0	0	0	0	0	0	0
3	85	Dunkin Donuts - Central Avenue	0	0	0	0	0	0	0	0	0	0	0	0	0	0	0
3	85	Dunkin Donuts - Cumberland	0	0	0	0	0	0	1	0	0	0	0	0	0	0	0
3	74	Dunkin Donuts - Dexter Street	0	0	0	0	0	0	0	0	0	0	0	0	0	0	0
3	85	Dunkin Donuts - George Washington Highway	1	0	0	0	0	0	1	0	0	0	0	0	0	0	0
3	85	Dunkin Donuts - Taunton Ave.	0	0	0	0	0	0	0	0	0	0	0	0	0	0	0
3	97	Dupuis Oil	0	0	0	0	0	0	0	0	0	0	0	0	0	0	0
3	85	E.B. Dragon, LLC	0	0	0	0	0	0	0	1	0	0	0	0	0	0	0
3	97	East Coast Auto	0	0	0	1	0	0	1	0	0	0	0	0	0	0	0
3	85	East Providence Cinemas	0	0	0	0	0	0	0	0	0	0	0	0	0	0	0
3	97	East Providence Fire Station #3	0	1	0	0	0	1	0	0	0	0	0	0	0	0	0
1	11	Eaton Aerospace	0	1	0	2	1	0	0	1	2	0	0	0	0	0	0
3	80	Echo Septic Services LLC	0	0	0	0	0	0	0	0	0	0	0	0	0	0	0
2	24	Ecological Fibers, Inc.	0	10	0	0	1	0	0	0	5	0	0	0	0	0	0
3	85	EDC Holding, LLC	0	0	0	0	0	0	0	0	0	0	0	0	0	0	0
3	94	Eglantina Kica, D.M.D.	0	0	0	1	0	0	1	0	0	0	0	0	0	0	0
3	85	El Paisa Restaurant, Inc.	0	0	0	0	0	0	0	0	0	0	0	0	0	0	0
3	85	El Salvadoreno Restaurant, Inc.	0	0	0	0	0	0	0	0	0	0	0	0	0	0	0
3	85	Emery Realty Inc./Fountain Street Grille	0	0	0	0	0	0	0	0	0	0	0	0	0	0	0
3	85	Emery's Catering Service, Inc.	0	0	0	0	0	0	0	0	0	0	0	0	0	0	0
3	85	Enrico Caruso Society	0	0	0	0	0	0	0	0	0	0	0	0	0	0	0
3	37	Enterprise Rent-A-Car of R.I. (Broadway)	0	0	0	1	0	0	0	0	0	0	0	0	0	0	0
3	81	Erick Market & More Inc.	1	0	0	0	0	0	0	1	0	0	0	0	0	0	0
3	85	Everybody's Favorite Family Restaurant	0	0	0	0	0	0	0	0	0	0	0	0	0	0	0
3	89	Excellent Coffee Company	0	0	0	0	0	0	0	0	0	0	0	0	0	0	0
3	85	Exchange Street Cafe	0	0	0	0	0	0	0	0	0	0	0	0	0	0	0
3	85	Express Panda	0	0	0	0	0	0	1	0	0	0	0	0	0	0	0
3	92	Extreme Clean Laundry, Inc.	0	0	0	0	0	0	0	0	0	0	0	0	0	0	0
3	86	Fallon Memorial Elementary School	0	0	0	0	0	0	0	0	0	0	0	0	0	0	0
3	74	Family Dental Center	0	0	0	0	0	0	0	0	0	0	0	0	0	0	0
3	85	Farm Fresh RI	0	0	0	0	0	0	0	0	0	0	0	0	0	0	0
3	59	FGX International	1	0	0	0	0	0	0	0	0	0	0	0	0	0	0
3	85	Filbuster Club	0	0	0	0	0	0	0	0	0	0	0	0	0	0	0
3	34	Finlay Extracts & Ingredients USA, Inc.	0	0	0	0	0	0	0	0	0	0	0	0	0	0	0
3	89	First Choice Coffee Services	0	0	0	0	0	0	0	0	0	0	0	0	0	0	0

USER CLASSIFICATION
(1) Significant - Categorical
(2) Significant - Non-Categorical
(3) Non-Significant

**Bucklin Point
Notices of Violation Issued - 2016**

User Classification	Category	Company Name	Letter of Deficiency	Failure to Meet Standards	Report Not Signed	Failure to Submit Reports	Notice of pH Violations	Failure to Immediately Report Violation	Failure to Satisfy NBC Requirements	Failure to Pay Permit Fee/Notice of Non-Payment	Average Limit Violation	Failure to Sample / Analyze All Parameters	Failure to Accurately Report Effluent Values	Failure to Report Pretreatment Equipment Failure	Discharge of Prohibited Material	Failure to Maintain Pretreatment System	Discharging without Permit
3	89	Fitness International LLC	1	0	0	0	0	0	0	0	0	0	0	0	0	0	0
3	81	Flor Di Brava	0	0	0	1	0	0	0	0	0	0	0	0	0	0	0
3	89	Foolproof Brewing Co., LLC	0	0	0	5	0	0	0	0	0	0	0	0	0	0	0
3	85	Fortune House	1	0	0	0	0	0	0	0	0	0	0	0	0	0	0
3	42	Frank Lizotte's Glass Co., Inc.	0	0	0	1	0	0	0	0	0	0	0	0	0	0	0
3	92	Freeway Laundry II - Dexter St., Pawt.	0	0	0	0	0	0	0	0	0	0	0	0	0	0	0
3	92	Freeway Laundry IV - Broadway, Pawt.	0	0	0	0	0	0	1	0	0	0	0	0	0	0	0
3	85	Friendly's - Newport Avenue	0	0	0	0	0	0	0	0	0	0	0	0	0	0	0
3	85	Froyo World Lincoln	0	0	0	0	0	0	0	0	0	0	0	0	0	0	0
3	59	Fujifilm Electronic Materials USA, Inc.	0	0	0	0	0	0	0	0	0	0	0	0	0	0	0
3	52	Fuller Packaging, Inc.	0	0	0	0	0	0	0	0	0	0	0	0	0	0	0
3	85	G.B. Donuts of RI Inc.	0	0	0	0	0	0	0	0	0	0	0	0	0	0	0
3	85	Galito Restaurant	0	0	0	0	0	0	0	0	0	0	0	0	0	0	0
3	85	Galway Bay	0	0	0	0	0	0	1	0	0	0	0	0	0	0	0
3	85	Garden Grille	0	0	0	0	0	0	1	0	0	0	0	0	0	0	0
3	81	Garden Meat Market	0	0	0	0	0	0	1	0	0	0	0	0	0	0	0
3	85	Garfield Social Club	0	0	0	0	0	0	0	0	0	0	0	0	0	0	0
3	81	Garrison Confections	0	0	0	0	0	0	0	0	0	0	0	0	0	0	0
3	85	Garrity Pub & Restaurant	0	0	0	0	0	0	2	0	0	0	0	0	0	0	0
3	86	Garvin Memorial Elementary	0	0	0	0	0	0	0	0	0	0	0	0	0	0	0
2	27	General Cable Industries, LLC	1	0	0	0	1	0	0	0	0	0	0	0	0	0	0
3	86	Generations	0	0	0	0	0	0	1	0	0	0	0	0	0	0	0
3	86	Geneva Apartments, LP	0	0	0	0	0	0	0	0	0	0	0	0	0	0	0
3	85	Georgia's Restaurant, Ltd.	0	0	0	0	0	0	0	0	0	0	0	0	0	0	0
3	94	Gerard A. Belhumeur, DDS	0	0	0	0	0	0	0	0	0	0	0	0	0	0	0
3	85	German American Cultural Society	0	0	0	0	0	0	0	0	0	0	0	0	0	0	0
3	74	Blackstone River Textiles (originally Global Narrow Fabrics)	0	0	0	0	0	0	0	0	0	0	0	0	0	0	0
2	27	Godfrey & Wing, Inc.	0	0	0	0	0	0	0	0	0	0	0	0	0	0	0
3	85	Golden Arch Enterprises, LLC	0	0	0	0	0	0	0	0	0	0	0	0	0	0	0
3	85	Golden Li Lai	0	0	0	0	0	0	5	0	0	0	0	0	0	0	0
3	85	Golden Palace	0	0	0	0	0	0	0	0	0	0	0	0	0	0	0
3	85	Great China, Inc.	0	0	0	0	0	0	0	0	0	0	0	0	0	0	0
3	85	Great Taste	0	0	0	0	0	0	0	0	0	0	0	0	0	0	0
3	42	Greystone of Lincoln, Inc.	0	0	0	0	0	0	0	0	0	0	0	0	0	0	0
3	42	Gripnail Corporation	0	0	0	0	0	0	0	0	0	0	0	0	0	0	0
3	81	Guatemex Bakery	0	0	0	4	0	0	0	2	0	0	0	0	0	0	0
3	85	Hark's Hadwin Street Cafe	0	0	0	0	0	0	0	0	0	0	0	0	0	0	0
3	86	Harris Health Care - North	0	0	0	0	0	0	0	1	0	0	0	0	0	0	0
3	42	Harris Industries, Inc.	0	0	0	0	0	0	0	0	0	0	0	0	0	0	0
3	81	Hartley's Pork Pies	0	0	0	0	0	0	0	0	0	0	0	0	0	0	0
3	71	Harvest Greens and Beans	0	0	0	0	0	0	0	0	0	0	0	0	0	0	0
3	27	Hasbro, Inc.	0	0	0	0	0	0	0	2	0	0	0	0	0	0	0
3	86	Hasbro, Inc. - Executive Offices	0	0	0	0	0	0	0	1	0	0	0	0	0	0	0
3	85	Hibachi Grill Supreme Buffet	0	0	0	0	0	0	0	0	0	0	0	0	0	0	0
3	94	Highland Dental Group, Inc.	0	0	0	0	0	0	0	0	0	0	0	0	0	0	0
3	89	Highridge Swim & Tennis Club	0	0	0	1	0	0	0	0	0	0	0	0	0	0	0
3	21	Hindley Manufacturing Company	0	0	0	0	0	0	0	0	0	0	0	0	0	0	0
3	94	HM Vincent, DMD, LLC	0	0	0	0	0	0	0	0	0	0	0	0	0	0	0
3	86	Holiday Retirement Home, Inc.	0	0	0	0	0	0	0	0	0	0	0	0	0	0	0
3	81	Homestead Baking Company	0	0	0	0	0	0	0	0	0	0	0	0	0	0	0
3	85	Honey Dew Donuts (Front St., Lincoln)	0	0	0	0	0	0	0	0	0	0	0	0	0	0	0
3	85	Honey Dew Donuts (Newport Avenue)	0	0	0	0	0	0	0	0	0	0	0	0	0	0	0
3	59	Hope Buffinton Packaging Group, LLC	0	0	0	0	0	0	0	0	0	0	0	0	0	0	0

USER CLASSIFICATION
(1) Significant - Categorical
(2) Significant - Non-Categorical
(3) Non-Significant

**Bucklin Point
Notices of Violation Issued - 2016**

User Classification	Category	Company Name	Letter of Deficiency	Failure to Meet Standards	Report Not Signed	Failure to Submit Reports	Notice of pH Violations	Failure to Immediately Report Violation	Failure to Satisfy NBC Requirements	Failure to Pay Permit Fee/Notice of Non-Payment	Average Limit Violation	Failure to Sample / Analyze All Parameters	Failure to Accurately Report Effluent Values	Failure to Report Pretreatment Equipment Failure	Discharge of Prohibited Material	Failure to Maintain Pretreatment System	Discharging without Permit
3	23	Hope Global	0	0	0	1	0	0	0	0	0	0	0	0	0	0	0
1	11	Hord Crystal Corporation	0	0	0	3	0	0	0	0	1	0	0	0	0	0	0
3	85	Hot Spot, LLC	0	0	0	0	0	0	0	0	0	0	0	0	0	0	0
3	85	House of Pizza	0	0	0	0	0	0	0	1	0	0	0	0	0	0	0
3	85	Howley Bread Group	0	0	0	0	0	0	0	1	0	0	0	0	0	0	0
1	11	HP Services, Inc.	0	1	0	1	0	0	0	0	0	0	0	0	0	0	0
3	74	Ignite Your Life Nutrition	0	0	0	0	0	0	0	0	0	0	0	0	0	0	0
3	99	Impact Custom Apparel, LLC	0	0	0	5	0	0	0	2	0	0	0	0	0	0	0
3	49	Imperial Packaging Corporation	0	0	0	0	0	0	0	0	0	0	0	0	0	0	0
3	95	InCytu, Incorporated	0	0	0	0	0	0	0	0	0	0	0	0	0	0	0
3	74	Independent Auto Sales	1	0	0	0	0	0	0	0	0	0	0	0	0	0	0
3	44	Industrial Container Services - RI, LLC	0	0	0	0	0	0	0	0	0	0	0	0	0	0	0
3	99	Ink Solution	0	0	0	0	0	0	0	0	0	0	0	0	0	0	0
3	24	International Accessories	0	0	0	0	0	0	0	0	0	0	0	0	0	0	0
3	74	International Charter School	0	0	0	0	0	0	0	0	0	0	0	0	0	0	0
3	81	International Market Cafe'	0	0	0	2	0	0	0	0	0	0	0	0	0	0	0
3	81	International Meat Market	0	0	0	2	0	0	0	0	0	0	0	0	0	0	0
3	53	International Packaging Corp.	0	0	0	0	0	0	0	0	0	0	0	0	0	0	0
1	11	Interplex Engineered Products, Inc.	0	0	0	0	0	0	0	0	0	0	0	0	0	0	0
3	85	Investment Donuts	0	0	0	0	0	0	0	0	0	0	0	0	0	0	0
3	74	Isle Brewers Guild	0	0	0	0	0	0	0	0	0	0	0	0	0	0	0
3	85	J and K Restaurant	1	0	0	0	0	0	0	0	0	0	0	0	0	0	0
3	42	J H Davis, LLC	0	0	0	0	0	0	0	0	0	0	0	0	0	0	0
3	44	J&M Diamond Tool, Inc.	0	0	0	0	0	0	0	0	0	0	0	0	0	0	0
3	92	J.D. Laundromat	0	0	0	0	0	0	1	0	0	0	0	0	0	0	0
3	97	J.I.F. Investment Co., Inc.	0	0	0	1	0	0	1	0	0	0	0	0	0	0	0
3	85	Jacky's Galaxie Restaurant, Inc. (Mendon Rd., Cumberland)	0	0	0	0	0	0	0	0	0	0	0	0	0	0	0
3	85	Jan Co. Central	0	0	0	0	0	0	0	0	0	0	0	0	0	0	0
3	85	Jan Co. Central, Inc.	0	0	0	0	0	0	0	0	0	0	0	0	0	0	0
3	85	Jan Co., Inc.	0	0	0	0	0	0	0	0	0	0	0	0	0	0	0
3	81	JAR Bakers Supply	0	0	0	3	0	0	0	0	0	0	0	0	0	0	0
3	86	Jeanne Jugan Residence	0	0	0	0	0	0	0	0	0	0	0	0	0	0	0
3	85	Jerry's Friendly Tap LLC	0	0	0	0	0	0	0	0	0	0	0	0	0	0	0
3	85	Jin Hua Chinese Restaurant, Inc.	0	0	0	0	0	0	0	0	0	0	0	0	0	0	0
3	85	JJ and Son	0	0	0	0	0	0	0	0	0	0	0	0	0	0	0
3	85	JK Club, LLC	1	0	0	0	0	0	6	3	0	0	0	0	0	0	0
3	92	JKM Enterprises II	0	0	0	0	0	0	0	0	0	0	0	0	0	0	0
2	27	John H. Collins & Sons Company	0	0	0	1	1	0	0	0	0	0	0	0	0	0	0
3	94	John O. Eastman, D.D.S., Inc.	0	0	0	0	0	0	0	0	0	0	0	0	0	0	0
3	85	Johnston Donuts, Inc.	0	0	0	0	0	0	0	0	0	0	0	0	0	0	0
3	86	Joseph Jenks Jr. High School	0	0	0	0	0	0	1	0	0	0	0	0	0	0	0
3	85	J's Deli	0	0	0	0	0	0	0	1	0	0	0	0	0	0	0
3	92	Just Like Home Laundry	0	0	0	0	0	0	0	0	0	0	0	0	0	0	0
3	85	K & A El Masri - Ronzio Pizza (Mendon Rd.)	0	0	0	0	0	0	0	0	0	0	0	0	0	0	0
3	23	K&W Webbing Company	0	1	0	6	0	1	0	0	1	0	0	0	0	0	0
3	96	Karol A. Romenski & Son, Inc.	0	0	0	0	0	0	0	0	0	0	0	0	0	0	0
3	85	Katrina's Country Kitchen	0	0	0	0	0	0	0	0	0	0	0	0	0	0	0
3	85	KD Coney	0	0	0	0	0	0	0	0	0	0	0	0	0	0	0
3	86	Keats Garden, Inc.	0	0	0	0	0	0	0	1	0	0	0	0	0	0	0
3	96	Keefe Funeral Home, Inc.	0	0	0	0	0	0	0	2	0	0	0	0	0	0	0
3	42	Kenneth Castellucci & Associates, Inc.	0	0	0	0	0	0	0	0	0	0	0	0	0	0	0
3	24	Key Container Corporation	0	0	0	0	0	0	0	0	0	0	0	0	0	0	0
3	85	Kim & Gary's Ice Cream Machine	0	0	0	0	0	0	0	0	0	0	0	0	0	0	0

USER CLASSIFICATION
(1) Significant - Categorical
(2) Significant - Non-Categorical
(3) Non-Significant

**Bucklin Point
Notices of Violation Issued - 2016**

User Classification	Category	Company Name	Letter of Deficiency	Failure to Meet Standards	Report Not Signed	Failure to Submit Reports	Notice of pH Violations	Failure to Immediately Report Violation	Failure to Satisfy NBC Requirements	Failure to Pay Permit Fee/Notice of Non-Payment	Average Limit Violation	Failure to Sample / Analyze All Parameters	Failure to Accurately Report Effluent Values	Failure to Report Pretreatment Equipment Failure	Discharge of Prohibited Material	Failure to Maintain Pretreatment System	Discharging without Permit
3	86	Kirkbrae Country Club	0	0	0	0	0	0	0	0	0	0	0	0	0	0	0
3	74	Kitchen & Counter Top Center of N.E.	0	0	0	0	0	0	0	0	0	0	0	0	0	0	0
3	85	Kiwi Burst Yogurt Shop	0	0	0	0	0	0	0	0	0	0	0	0	0	0	0
3	85	KMN, LLC	0	0	0	0	0	0	0	1	0	0	0	0	0	0	0
3	85	KMN, LLC	0	0	0	0	0	0	3	1	0	0	0	0	0	0	0
3	81	L&B Foods, Inc.	0	0	0	0	0	0	0	0	0	0	0	0	0	0	0
3	85	La Arepa	0	0	0	0	0	0	1	0	0	0	0	0	0	0	0
3	85	La Casona Restaurant	0	0	0	0	0	0	0	0	0	0	0	0	0	0	0
3	71	La Esquina	0	0	0	0	0	0	6	0	0	0	0	0	0	0	0
3	74	La Sopressa	0	0	0	0	0	0	0	0	0	0	0	0	0	0	0
3	85	Lane Foods, Inc.	0	0	0	0	0	0	0	0	0	0	0	0	0	0	0
3	92	Langley's Laundromat	0	0	0	0	0	0	0	0	0	0	0	0	0	0	0
3	92	Laundromax	0	0	0	0	0	0	1	0	0	0	0	0	0	0	0
3	44	Leedon Webbing Co., Inc.	0	0	0	0	0	0	0	0	0	0	0	0	0	0	0
3	60	Len-Mar Blossom Joint Venture Realty	0	0	0	0	0	0	0	0	0	0	0	0	0	0	0
3	85	Len's Hot Dog Haven	0	0	0	0	0	0	0	0	0	0	0	0	0	0	0
3	59	Leon Markarov Dental Prosthetics	0	0	0	0	0	0	1	0	0	0	0	0	0	0	0
3	74	Lil & Gene's Restaurant	0	0	0	0	0	0	5	0	0	0	0	0	0	0	0
3	74	Lil' General #30	0	0	0	0	0	0	0	0	0	0	0	0	0	0	0
3	85	Lima's Place	0	0	0	0	0	0	0	2	0	0	0	0	0	0	0
3	94	Lincoln Animal Hospital	0	0	0	0	0	0	0	0	0	0	0	0	0	0	0
3	94	Lincoln Dental Associates, Inc.	0	0	0	1	0	0	0	0	0	0	0	0	0	0	0
3	74	Lincoln Development, LLC	0	0	0	0	0	0	0	0	0	0	0	0	0	0	0
3	96	Lincoln Funeral Home, Inc.	0	0	0	0	0	0	0	0	0	0	0	0	0	0	0
3	92	Lincoln Laundromat	0	0	0	0	0	0	0	0	0	0	0	0	0	0	0
2	22	Lincoln Manufacturing, Inc.	0	1	0	0	0	0	0	0	0	0	0	0	0	0	0
3	86	Lincoln Senior Center	0	0	0	0	0	0	0	0	0	0	0	0	0	0	0
3	74	Lincoln Woods Concessions	0	0	0	0	0	0	0	0	0	0	0	0	0	0	0
3	97	Lindbergh Auto Body, Inc.	0	0	0	0	0	0	1	1	0	0	0	0	0	0	0
3	94	Lindsay Ciombor Brislin, DMD	0	0	0	0	0	0	0	0	0	0	0	0	0	0	0
2	23	Liquid Blue	0	0	0	0	0	0	0	0	0	0	0	0	0	0	0
3	85	LLeras Grille LLC	0	0	0	0	0	0	1	0	0	0	0	0	0	0	0
3	85	LMP Enterprises	1	0	0	0	0	0	0	0	0	0	0	0	0	0	0
3	85	Lonsdale Donuts	0	0	0	0	0	0	0	0	0	0	0	0	0	0	0
3	74	Lonsdale Elementary School	0	0	0	0	0	0	6	0	0	0	0	0	0	0	0
3	92	Lonsdale Super Wash	0	0	0	0	0	0	0	0	0	0	0	0	0	0	0
3	85	Magerry, Inc. d/b/a Lou's Café	0	0	0	0	0	0	1	0	0	0	0	0	0	0	0
3	85	Lucky Chen	0	0	0	0	0	0	0	0	0	0	0	0	0	0	0
3	85	Lucky Chen Corp 2	0	0	0	0	0	0	0	1	0	0	0	0	0	0	0
3	92	Luxury Dry Cleaners	0	0	0	0	0	0	0	0	0	0	0	0	0	0	0
3	94	Lydia A. Klufas, DDS	0	0	0	1	0	0	0	0	0	0	0	0	0	0	0
3	85	M & M NY System	0	0	0	5	0	0	0	0	0	0	0	0	0	0	0
3	41	Madison Cutting Tool	0	0	0	2	0	0	0	0	0	0	0	0	0	0	0
3	82	Main Street Market, Inc.	0	1	0	0	0	0	0	0	0	0	0	0	0	0	0
3	85	Makin Central, Inc.	0	0	0	0	0	0	0	0	0	0	0	0	0	0	0
3	96	Manning Heffern, Inc.	0	0	0	0	0	0	0	1	0	0	0	0	0	0	0
3	92	Manville Cleaning Center	0	0	0	0	0	0	1	0	0	0	0	0	0	0	0
3	82	Marotta Food Corporation	0	0	0	1	0	0	0	0	0	0	0	0	0	0	0
3	85	Martin Bakers, LLC	0	0	0	0	0	0	0	0	0	0	0	0	0	0	0
3	42	Masbro Polishing Company, Inc.	0	0	0	0	0	0	0	0	0	0	0	0	0	0	0
1	11	Materion Technical Materials, Inc.	0	0	0	2	0	0	0	0	0	0	0	0	0	0	0
3	81	Matos Bakery	0	0	0	0	0	0	0	0	0	0	0	0	0	0	0
3	71	Max Read Field	0	0	0	0	0	0	1	0	0	0	0	0	0	0	0

USER CLASSIFICATION
(1) Significant - Categorical
(2) Significant - Non-Categorical
(3) Non-Significant

**Bucklin Point
Notices of Violation Issued - 2016**

User Classification	Category	Company Name	Letter of Deficiency	Failure to Meet Standards	Report Not Signed	Failure to Submit Reports	Notice of pH Violations	Failure to Immediately Report Violation	Failure to Satisfy NBC Requirements	Failure to Pay Permit Fee/Notice of Non-Payment	Average Limit Violation	Failure to Sample / Analyze All Parameters	Failure to Accurately Report Effluent Values	Failure to Report Pretreatment Equipment Failure	Discharge of Prohibited Material	Failure to Maintain Pretreatment System	Discharging without Permit
3	85	McDonald's - Armistice Blvd.	0	0	0	0	0	0	0	0	0	0	0	0	0	0	0
3	85	McDonald's - Mendon Road	1	0	0	0	0	0	0	0	0	0	0	0	0	0	0
3	86	McLaughlin Cumberland Hill Elementary School	0	0	0	0	0	0	0	0	0	0	0	0	0	0	0
3	95	Medcure	0	0	0	0	0	0	1	0	0	0	0	0	0	0	0
3	85	Mei King Restaurant	0	0	0	0	0	0	0	0	0	0	0	0	0	0	0
3	90	Memorial Hospital of RI	1	0	0	1	0	0	0	0	0	0	0	0	0	0	0
3	42	Mercury Print & Mail Company, Inc.	0	0	0	1	0	0	3	1	0	0	0	0	0	0	0
3	96	Merrick R. Williams, Inc.	0	0	0	0	0	0	0	0	0	0	0	0	0	0	0
3	41	Michael Healy Designs, Inc.	0	0	0	2	0	0	0	0	0	0	0	0	0	0	0
3	80	Michael Perri & Sons, Inc.	0	0	0	0	0	0	0	0	0	0	0	0	0	0	0
3	81	Michael's Meats	0	0	0	5	0	0	0	0	0	0	0	0	0	0	0
2	71	Microfibres, Inc.	0	0	0	6	1	0	3	0	0	0	0	0	0	0	0
3	85	Mineral Enterprises, Inc.	0	0	0	0	0	0	0	0	0	0	0	0	0	0	0
3	85	Ming Garden, Inc.	1	0	0	0	0	0	2	0	0	0	0	0	0	0	0
3	85	Mini Market La Esperanza	0	0	0	0	0	0	0	1	0	0	0	0	0	0	0
3	99	Mirror Image	0	0	0	1	0	0	0	0	0	0	0	0	0	0	0
3	85	Modern Diner	0	0	0	0	0	0	0	0	0	0	0	0	0	0	0
3	85	Montecristo Restaurant	1	0	0	0	0	0	4	2	0	0	0	0	0	0	0
3	85	Moon Star Chinese Restaurant	0	0	0	0	0	0	1	0	0	0	0	0	0	0	0
3	85	Motown Pizza, LLC	0	0	0	0	0	0	0	0	0	0	0	0	0	0	0
3	92	Mr. USA Cleaners	0	0	0	0	0	0	0	0	0	0	0	0	0	0	0
3	85	Mulhearn's Pub	0	0	0	0	0	0	0	0	0	0	0	0	0	0	0
3	42	Multi-Wall Packaging a Division of ITW	0	0	0	0	0	0	0	0	0	0	0	0	0	0	0
2	23	Murdock Webbing Co., Inc.	0	0	0	0	1	0	0	0	0	0	0	0	0	0	0
3	85	Murphy's Law	0	0	0	0	0	0	0	3	0	0	0	0	0	0	0
3	85	My Daddy's Pizza	0	0	0	0	0	0	1	1	0	0	0	0	0	0	0
3	27	Narr. Electric Co.-Vault Op.-BV	0	0	0	0	0	0	0	0	0	0	0	0	0	0	0
3	97	NECVW, Inc.	0	0	0	0	0	0	0	0	0	0	0	0	0	0	0
3	53	Neptco, Inc.	0	0	0	0	0	0	0	0	0	0	0	0	0	0	0
3	95	Neurotech Pharmaceuticals, Inc.	0	0	0	0	0	0	0	0	0	0	0	0	0	0	0
3	85	New England Catering Service, LLC	0	0	0	0	0	0	0	0	0	0	0	0	0	0	0
2	25	New England Linen Supply, Inc.	0	3	0	1	1	1	2	0	0	0	0	0	0	0	0
3	85	New Harvest Coffee Roasters	0	0	0	0	0	0	0	0	0	0	0	0	0	0	0
3	85	Newport 223 Donuts, Inc.	0	0	0	0	0	0	0	0	0	0	0	0	0	0	0
3	85	Newport Ave Donut - 81 Newport	0	0	0	0	0	0	0	0	0	0	0	0	0	0	0
3	85	Newport Cedar Donuts, Inc.	0	0	0	0	0	0	0	0	0	0	0	0	0	0	0
3	85	Newport Division Donuts, Inc.	0	0	0	0	0	0	0	0	0	0	0	0	0	0	0
3	81	North American Salt & Fresh Fish Corp.	0	0	0	3	0	0	0	0	0	0	0	0	0	0	0
3	74	North Smithfield Laser Tag and Arcade	0	0	0	0	0	0	0	0	0	0	0	0	0	0	0
3	74	Northeast Construction Services	0	0	0	0	0	0	0	0	0	0	0	0	0	0	0
3	23	Northeast Knitting, Inc.	0	0	0	0	0	0	2	0	0	0	0	0	0	0	0
3	86	Oak Hill Health & Rehabilitation Center	1	0	0	0	0	0	0	0	0	0	0	0	0	0	0
3	82	Ocean Fresh Seafood	0	0	0	1	0	0	1	1	0	0	0	0	0	0	0
3	80	Ocean State Cesspool, Inc.	0	0	0	0	0	0	0	1	0	0	0	0	0	0	0
3	85	Ocean State Five II, LLC	0	0	0	0	0	0	0	0	0	0	0	0	0	0	0
3	85	Ollly's Pizza	0	0	0	0	0	0	0	0	0	0	0	0	0	0	0
3	86	OLSL Lincoln Place	0	0	0	0	0	0	0	0	0	0	0	0	0	0	0
3	92	On the Go Laundromat	0	0	0	0	0	0	0	0	0	0	0	0	0	0	0
3	96	O'Neill Funeral Home	0	0	0	0	0	0	0	0	0	0	0	0	0	0	0
3	53	Original Pizza of Boston	0	0	0	0	0	0	0	0	0	0	0	0	0	0	0
3	26	Orion Retail	0	0	0	1	0	0	0	0	0	0	0	0	0	0	0
3	85	Our Place on North Broadway	1	0	0	0	0	0	1	0	0	0	0	0	0	0	0
3	85	P & G Bowling, Inc.	0	0	0	0	0	0	0	0	0	0	0	0	0	0	0

USER CLASSIFICATION
(1) Significant - Categorical
(2) Significant - Non-Categorical
(3) Non-Significant

**Bucklin Point
Notices of Violation Issued - 2016**

User Classification	Category	Company Name	Letter of Deficiency	Failure to Meet Standards	Report Not Signed	Failure to Submit Reports	Notice of pH Violations	Failure to Immediately Report Violation	Failure to Satisfy NBC Requirements	Failure to Pay Permit Fee/Notice of Non-Payment	Average Limit Violation	Failure to Sample / Analyze All Parameters	Failure to Accurately Report Effluent Values	Failure to Report Pretreatment Equipment Failure	Discharge of Prohibited Material	Failure to Maintain Pretreatment System	Discharging without Permit
3	71	Packaging Concepts, Ltd.	0	0	0	0	0	0	6	0	0	0	0	0	0	0	0
3	24	Packaging Graphics, LLC	0	1	0	0	0	1	0	0	0	0	0	0	0	0	0
3	74	Palagis Ice Cream	0	0	0	0	0	0	0	0	0	0	0	0	0	0	0
3	85	Pamfilio's Italian Deli	0	0	0	0	0	0	0	0	0	0	0	0	0	0	0
3	85	Panaderia El Antojo, Inc.	0	0	0	0	0	0	0	0	0	0	0	0	0	0	0
3	85	Papa Gino's - Lincoln Mall	0	0	0	0	0	0	3	0	0	0	0	0	0	0	0
3	85	Papa Gino's #408 (Narragansett Park Dr.)	1	0	0	0	0	0	0	0	0	0	0	0	0	0	0
3	86	Parkway Apartments, L.P.	0	0	0	0	0	0	0	0	0	0	0	0	0	0	0
3	23	Patriot Textiles, Inc.	0	1	0	1	0	1	0	0	1	0	0	0	0	0	0
3	94	Paul G. Roque, DDS	0	0	0	1	0	0	0	0	0	0	0	0	0	0	0
3	94	Paulo J. DaRosa, DDS	0	0	0	1	0	0	0	0	0	0	0	0	0	0	0
3	85	Pawtucket China Inn	0	0	0	0	0	0	0	0	0	0	0	0	0	0	0
3	71	Pawtucket Country Club - OOB	0	0	0	0	0	0	0	0	0	0	0	0	0	0	0
3	85	Pawtucket Country Club	1	0	0	0	0	0	0	0	0	0	0	0	0	0	0
3	85	Pawtucket House of Pizza	0	0	0	0	0	0	0	0	0	0	0	0	0	0	0
3	85	Pawtucket Lion Pizza, Inc.	0	0	0	2	0	0	0	0	0	0	0	0	0	0	0
3	85	Pawtucket Little Caesars, LLC - Lonsdale Avenue	0	0	0	0	0	0	1	0	0	0	0	0	0	0	0
1	16	Pawtucket Power Associates	0	0	0	0	0	0	0	0	0	0	0	0	0	0	0
3	86	Pawtucket Red Sox Baseball Club	0	0	0	0	0	0	0	0	0	0	0	0	0	0	0
3	86	Pawtucket Skilled Nursing	0	0	0	0	0	0	0	0	0	0	0	0	0	0	0
3	85	Pawtucket Soup Kitchen	0	0	0	0	0	0	0	0	0	0	0	0	0	0	0
3	85	Pawtucket Taco	0	0	0	0	0	0	0	0	0	0	0	0	0	0	0
3	24	PCL Fixtures, Inc.	0	0	0	0	0	0	1	0	0	0	0	0	0	0	0
3	94	Pedro Teixeira, DDS	0	0	0	1	0	0	0	0	0	0	0	0	0	0	0
3	85	Pepper Dining, Inc.	0	0	0	0	0	0	0	1	0	0	0	0	0	0	0
3	85	Pepperoni's of Lincoln, LLC	0	0	0	0	0	0	0	0	0	0	0	0	0	0	0
3	85	Persy's Place	0	0	0	0	0	0	0	0	0	0	0	0	0	0	0
3	85	Phantom Properties, LLC	0	0	0	0	0	0	0	0	0	0	0	0	0	0	0
3	94	Philip J. Calabro, D.M.D.	0	0	0	1	0	0	0	0	0	0	0	0	0	0	0
3	85	Philopateert LLC	1	0	0	0	0	0	0	2	0	0	0	0	0	0	0
3	59	Phoenix Converting Corporation	0	0	0	0	0	0	0	0	0	0	0	0	0	0	0
3	42	Piatek Machine Co., Inc.	0	0	0	0	0	0	0	0	0	0	0	0	0	0	0
3	85	Pizza Man of Cumberland	0	0	0	0	0	0	0	0	0	0	0	0	0	0	0
3	85	Pizzaworks	0	0	0	0	0	0	0	0	0	0	0	0	0	0	0
3	85	Pizzeria Romana	0	0	0	0	0	0	1	0	0	0	0	0	0	0	0
3	85	Plouffe's Cup N Saucer	0	0	0	0	0	0	1	0	0	0	0	0	0	0	0
3	85	PMG Inc.	0	0	0	1	0	0	0	0	0	0	0	0	0	0	0
3	22	Poly/Sperse, Corp.	0	0	0	0	0	0	0	0	0	0	0	0	0	0	0
3	85	Poppy's Family Restaurant	0	0	0	0	0	0	0	1	0	0	0	0	0	0	0
3	86	Potter-Burns Elementary School	0	0	0	0	0	0	1	0	0	0	0	0	0	0	0
3	97	Precision Harley - Davidson, Inc.	0	0	0	0	0	0	0	0	0	0	0	0	0	0	0
3	42	Precision Polishing & Ornament	0	0	0	0	0	0	0	0	0	0	0	0	0	0	0
3	85	Princess Enterprise, Inc.	0	0	0	0	0	0	0	0	0	0	0	0	0	0	0
3	93	Printmakers, Inc.	0	0	0	0	0	0	0	0	0	0	0	0	0	0	0
3	94	Prospect CharterCare SJHSRI (Roosevelt)	0	0	0	0	0	0	0	0	0	0	0	0	0	0	0
3	85	Prospect Pizza	1	0	0	0	0	0	0	2	0	0	0	0	0	0	0
3	44	Providence Braid Co., Inc.	0	0	0	0	0	0	0	0	0	0	0	0	0	0	0
3	99	Providence Fire Restoration	0	0	0	0	0	0	0	0	0	0	0	0	0	0	0
1	11	Providence Metallizing Company, Inc.	0	0	0	0	0	0	0	0	0	0	0	0	0	0	0
3	49	Putnam Holdings, Inc.	0	0	0	9	0	0	10	2	0	0	0	0	0	0	0
3	86	Quality Rental	0	0	0	0	0	0	0	0	0	0	0	0	0	0	0
3	85	Queenies Deck	0	0	0	0	0	0	0	0	0	0	0	0	0	0	0
3	41	R & D Manufacturing, Inc.	0	0	0	6	0	0	0	3	0	0	0	0	0	0	0

USER CLASSIFICATION
(1) Significant - Categorical
(2) Significant - Non-Categorical
(3) Non-Significant

**Bucklin Point
Notices of Violation Issued - 2016**

User Classification	Category	Company Name	Letter of Deficiency	Failure to Meet Standards	Report Not Signed	Failure to Submit Reports	Notice of pH Violations	Failure to Immediately Report Violation	Failure to Satisfy NBC Requirements	Failure to Pay Permit Fee/Notice of Non-Payment	Average Limit Violation	Failure to Sample / Analyze All Parameters	Failure to Accurately Report Effluent Values	Failure to Report Pretreatment Equipment Failure	Discharge of Prohibited Material	Failure to Maintain Pretreatment System	Discharging without Permit
3	74	R.B. Fast Food, Inc.	0	0	0	0	0	0	2	0	0	0	0	0	0	0	0
3	85	R.J.W. Enterprises Inc.	0	0	0	0	0	0	0	0	0	0	0	0	0	0	0
3	85	Raheb Restaurant, Inc.	0	0	0	0	0	0	0	0	0	0	0	0	0	0	0
3	24	Rand Whitney Southeast Container, LLC	0	1	0	0	0	1	0	0	1	0	0	0	0	0	0
3	80	Ray Plante & Sons, Inc.	0	0	0	0	0	0	0	0	0	0	0	0	0	0	0
3	85	Restaurante Serra Da Estrela	0	0	0	0	0	0	2	0	0	0	0	0	0	0	0
3	80	Rhode Island Septic Services	0	0	0	0	0	0	0	0	0	0	0	0	0	0	0
3	23	Rhode Island Textile Company	0	0	0	4	0	0	0	0	0	0	0	0	0	0	0
3	82	Ribatejo Fish Market	2	0	0	0	0	0	1	0	0	0	0	0	0	0	0
3	71	Riccotti's Pizza and Subs	0	0	0	0	0	0	6	0	0	0	0	0	0	0	0
3	97	Richmond Motor Sales, Inc.	0	0	0	1	0	0	0	0	0	0	0	0	0	0	0
3	21	RIDCO Casting Co.	0	0	0	0	0	0	0	0	0	0	0	0	0	0	0
3	85	Right Spot Diner	0	0	0	0	0	0	1	0	0	0	0	0	0	0	0
3	85	Rivero, LLC	0	0	0	0	0	0	1	0	0	0	0	0	0	0	0
3	85	Riviera Inn	1	0	0	0	0	0	0	0	0	0	0	0	0	0	0
3	85	Roast House Pub and Restaurant	0	0	0	0	0	0	0	0	0	0	0	0	0	0	0
3	42	Rosco Manufacturing, LLC	0	0	0	0	0	0	0	0	0	0	0	0	0	0	0
3	85	Rose Sub, LLC	0	0	0	0	0	0	0	0	0	0	0	0	0	0	0
3	92	Royal Cleaners, Inc.	0	0	0	0	0	0	0	0	0	0	0	0	0	0	0
3	94	Rumford Dental	0	0	0	0	0	0	0	0	0	0	0	0	0	0	0
3	94	Russell S. Chin, DDS, Ltd.	0	0	0	1	0	0	0	0	0	0	0	0	0	0	0
3	85	S & P Pizza, LLC	0	0	0	0	0	0	0	0	0	0	0	0	0	0	0
3	85	S.P. Donuts	0	0	0	0	0	0	0	0	0	0	0	0	0	0	0
3	85	Sakis Pizza (Cumberland)	0	0	0	0	0	0	0	0	0	0	0	0	0	0	0
3	85	Sarkis Hagopian Enterprises LLC	0	0	0	0	0	0	0	0	0	0	0	0	0	0	0
3	99	Schofield Printing, Inc.	0	0	0	0	0	0	0	0	0	0	0	0	0	0	0
3	80	Schofield Sanitation	0	0	0	0	0	0	1	0	0	0	0	0	0	0	0
3	80	Scituate Cesspool, Inc.	0	0	0	0	0	0	0	0	0	0	0	0	0	0	0
3	86	Senior Lifestyle Emerald Bay LP	0	0	0	0	0	0	0	0	0	0	0	0	0	0	0
3	85	Seven Cray Street Realty Corp	0	0	0	0	0	0	0	0	0	0	0	0	0	0	0
3	85	Seven Stars Bakery - Newman Avenue	0	0	0	0	0	0	0	0	0	0	0	0	0	0	0
3	81	Seven Stars Bakery - Pawtucket	0	0	0	0	0	0	0	0	0	0	0	0	0	0	0
3	99	Sewrite Embroidery	0	0	0	1	0	0	0	0	0	0	0	0	0	0	0
3	85	Shanna Country Kitchen	0	0	0	0	0	0	0	0	0	0	0	0	0	0	0
3	85	Shaydan, Inc.	0	0	0	0	0	0	1	0	0	0	0	0	0	0	0
3	85	Shish Kabob	0	0	0	0	0	0	0	0	0	0	0	0	0	0	0
3	89	Silver Fern Practice, LLC	0	0	0	0	0	0	0	1	0	0	0	0	0	0	0
3	81	Simmering Soup Kitchen, LLC	0	0	0	3	0	0	0	1	0	0	0	0	0	0	0
3	71	Sky Chef	0	0	0	0	0	0	2	0	0	0	0	0	0	0	0
3	81	Sonid, LLC	0	0	0	5	0	0	0	0	0	0	0	0	0	0	0
3	85	SP Donuts, Inc.	0	0	0	0	0	0	0	0	0	0	0	0	0	0	0
3	92	Sparkle City Laundromat	0	0	0	0	0	0	0	0	0	0	0	0	0	0	0
3	85	Sparky's Restaurant	0	0	0	0	0	0	0	1	0	0	0	0	0	0	0
3	85	SPHOD	0	0	0	0	0	0	0	0	0	0	0	0	0	0	0
3	92	Spin City Cumberland, LLC	0	0	0	0	0	0	0	0	0	0	0	0	0	0	0
3	99	Spirit Recognition	0	0	0	0	0	0	0	0	0	0	0	0	0	0	0
3	85	Splash Snack Bar and Grill	0	0	0	0	0	0	0	0	0	0	0	0	0	0	0
3	85	Spring House Chinese	0	0	0	0	0	0	0	0	0	0	0	0	0	0	0
3	74	St. George's Maronite Church	0	0	0	0	0	0	0	0	0	0	0	0	0	0	0
3	86	St. Raphael Academy - East Building	0	0	0	0	0	0	0	0	0	0	0	0	0	0	0
3	99	St. Raphael Academy - West Building	0	0	0	0	0	0	0	0	0	0	0	0	0	0	0
1	11	Stackbin Corporation	0	0	0	0	0	0	0	0	0	0	0	0	0	0	0
3	85	Starbucks Restaurant - Lincoln Mall	0	0	0	0	0	0	0	0	0	0	0	0	0	0	0

USER CLASSIFICATION
(1) Significant - Categorical
(2) Significant - Non-Categorical
(3) Non-Significant

**Bucklin Point
Notices of Violation Issued - 2016**

User Classification	Category	Company Name	Letter of Deficiency	Failure to Meet Standards	Report Not Signed	Failure to Submit Reports	Notice of pH Violations	Failure to Immediately Report Violation	Failure to Satisfy NBC Requirements	Failure to Pay Permit Fee/Notice of Non-Payment	Average Limit Violation	Failure to Sample / Analyze All Parameters	Failure to Accurately Report Effluent Values	Failure to Report Pretreatment Equipment Failure	Discharge of Prohibited Material	Failure to Maintain Pretreatment System	Discharging without Permit
3	26	Stolberger, Inc. d/b/a Wardwell Braiding, Co.	0	0	0	2	0	0	0	0	0	0	0	0	0	0	0
3	82	Stop & Shop Supermarket #704 (Mendon Rd.)	0	0	0	1	0	0	0	0	0	0	0	0	0	0	0
3	82	Stop & Shop Supermarket #710 (Cottage St.)	0	1	0	1	0	0	0	0	0	0	0	0	0	0	0
3	82	Stop & Shop Supermarket #712 (Geo. Wash. Hgwy.)	0	0	0	1	0	0	0	0	0	0	0	0	0	0	0
3	99	Suburban Contract Cleaning	0	0	0	0	0	0	0	0	0	0	0	0	0	0	0
3	85	Subway - Broad Street, C.F.	0	0	0	0	0	0	0	1	0	0	0	0	0	0	0
3	85	Subway - Mineral Spring Avenue	0	0	0	0	0	0	0	2	0	0	0	0	0	0	0
3	85	Subway - North Broadway	0	0	0	0	0	0	0	0	0	0	0	0	0	0	0
3	85	Subway 95 Exit 30, LLC - Fountain St., Pawt.	0	0	0	0	0	0	0	1	0	0	0	0	0	0	0
3	97	Suds Plus Car Wash	0	0	0	0	0	0	0	0	0	0	0	0	0	0	0
1	11	Summit Manufacturing Corporation	1	0	0	6	0	0	0	0	0	0	0	0	0	0	0
3	85	Sunoco, Inc. (R&M)	0	0	0	0	0	0	0	0	0	0	0	0	0	0	0
3	85	Sunshine Creamery	0	0	0	0	0	0	0	0	0	0	0	0	0	0	0
3	81	Sunshine Market	0	0	0	0	0	0	0	0	0	0	0	0	0	0	0
3	85	Super Dragon	0	0	0	0	0	0	0	0	0	0	0	0	0	0	0
3	85	Swades, LLC	0	0	0	0	0	0	0	0	0	0	0	0	0	0	0
3	92	Swan Cleaners	0	0	0	0	0	0	0	0	0	0	0	0	0	0	0
3	81	Sweetland Foods, Inc.	0	0	0	0	0	0	0	0	0	0	0	0	0	0	0
3	42	Swissline Precision, LLC.	0	0	0	2	0	0	0	0	0	0	0	0	0	0	0
1	11	Tanury Industries	0	3	0	0	10	0	0	0	2	0	0	0	0	0	0
1	11	Tanury Industries PVD, Inc.	0	0	0	0	0	0	0	0	0	0	0	0	0	0	0
3	42	Tanya Creations, Inc.	0	0	0	0	0	0	0	0	0	0	0	0	0	0	0
3	85	Taqueria Lupita	0	0	0	0	0	0	0	0	0	0	0	0	0	0	0
3	85	Target Corporation - T2073	0	0	0	0	0	0	0	0	0	0	0	0	0	0	0
3	23	Tastex Corporation	0	0	0	0	0	0	0	0	0	0	0	0	0	0	0
3	85	Tasting's Wine Bar	0	0	0	0	0	0	1	1	0	0	0	0	0	0	0
1	14	Tedor Pharma, Inc.	0	2	0	1	0	0	0	0	0	0	0	0	0	0	0
1	11	Teknicote, Inc.	0	0	0	0	1	0	0	0	1	0	0	0	0	0	0
3	37	Teknor Apex - Mendon	0	0	0	1	0	0	0	0	0	0	0	0	0	0	0
2	27	Teknor Apex Co.	0	0	0	1	0	0	0	0	0	0	0	0	0	0	0
3	23	Texcel Industries, Inc.	0	0	0	0	0	0	0	0	0	0	0	0	0	0	0
3	97	The Car Store, Inc.	0	0	0	0	0	0	0	0	0	0	0	0	0	0	0
3	86	The Children's Workshop	0	0	0	0	0	0	0	0	0	0	0	0	0	0	0
3	21	The Evans Company, Inc.	0	0	0	0	0	0	0	0	0	0	0	0	0	0	0
3	94	The Family Dentist, Inc.	0	0	0	0	0	0	0	0	0	0	0	0	0	0	0
3	99	The INSCO Group	0	0	0	0	0	0	0	0	0	0	0	0	0	0	0
3	86	The Lighthouse at Lincoln	0	0	0	0	0	0	0	0	0	0	0	0	0	0	0
3	74	The Lodge Pub & Eatery	0	0	0	0	0	0	0	0	0	0	0	0	0	0	0
3	86	The Mansion, Inc.	0	0	0	0	0	0	0	0	0	0	0	0	0	0	0
3	85	The Met RI, LLC	0	0	0	0	0	0	0	0	0	0	0	0	0	0	0
2	27	The Okonite Company	0	4	0	0	0	0	0	0	3	0	0	0	0	0	0
3	85	The Pawtucket Checker Club, LLC	0	0	0	0	0	0	0	0	0	0	0	0	0	0	0
3	85	The Salvation Army	0	0	0	0	0	0	0	0	0	0	0	0	0	0	0
3	82	The Seabra Group, LLC	1	1	0	0	0	0	0	0	0	0	0	0	0	0	0
3	82	The Stop & Shop Supermarket Co. LLC	0	0	0	1	0	0	0	0	0	0	0	0	0	0	0
3	46	Thyssenkrupp Materials	0	0	0	0	0	0	0	0	0	0	0	0	0	0	0
1	15	Tiffany and Company	0	0	0	0	1	0	0	0	1	0	0	0	0	0	0
3	74	Tikal Bakery	0	0	0	0	0	0	0	0	0	0	0	0	0	0	0
3	85	Tommy's Lounge	0	0	0	0	0	0	0	0	0	0	0	0	0	0	0
3	85	Tony's Pizza	1	0	0	0	0	0	0	0	0	0	0	0	0	0	0
3	81	Top Shell, LLC	0	0	0	7	0	0	0	0	0	0	0	0	0	0	0
3	85	Torre Corp.	0	0	0	0	0	0	0	0	0	0	0	0	0	0	0
3	80	Torti Services	0	0	0	0	0	0	0	0	0	0	0	0	0	0	0

USER CLASSIFICATION
(1) Significant - Categorical
(2) Significant - Non-Categorical
(3) Non-Significant

**Bucklin Point
Notices of Violation Issued - 2016**

User Classification	Category	Company Name	Letter of Deficiency	Failure to Meet Standards	Report Not Signed	Failure to Submit Reports	Notice of pH Violations	Failure to Immediately Report Violation	Failure to Satisfy NBC Requirements	Failure to Pay Permit Fee/Notice of Non-Payment	Average Limit Violation	Failure to Sample / Analyze All Parameters	Failure to Accurately Report Effluent Values	Failure to Report Pretreatment Equipment Failure	Discharge of Prohibited Material	Failure to Maintain Pretreatment System	Discharging without Permit
3	85	Totis Pizza and Grill, Inc.	0	0	0	0	0	0	1	0	0	0	0	0	0	0	0
3	42	Tracey Gear, Inc.	0	0	0	0	0	0	0	0	0	0	0	0	0	0	0
1	11	Truex, Inc.	0	0	0	0	0	0	0	0	0	0	0	0	0	0	0
3	85	Uncle Tony's Pizza & Pasta (141 Newport Ave., EP)	0	0	0	0	0	0	0	0	0	0	0	0	0	0	0
3	85	Underground Hero's Inc.	0	0	0	0	0	0	0	0	0	0	0	0	0	0	0
3	86	United Methodist Elder Care	0	0	0	0	0	0	0	0	0	0	0	0	0	0	0
3	85	United Skates of America	0	0	0	0	0	0	0	0	0	0	0	0	0	0	0
3	94	University Oral & Maxil. - School Street	0	0	0	0	0	0	0	0	0	0	0	0	0	0	0
3	99	V. George Rustigian Rugs, Inc.	0	0	0	0	0	0	0	0	0	0	0	0	0	0	0
3	85	Vandelay Ahi	0	0	0	0	0	0	0	0	0	0	0	0	0	0	0
3	27	Verizon - BV	0	0	0	0	0	0	0	0	0	0	0	0	0	0	0
3	85	Village Pizza, Inc.	1	0	0	0	0	0	0	0	0	0	0	0	0	0	0
3	24	Village Press	0	0	0	1	0	0	0	0	0	0	0	0	0	0	0
3	85	Village Restaurant, Inc.	0	0	0	0	0	0	0	0	0	0	0	0	0	0	0
3	44	Visual Creations, Inc.	0	0	0	0	0	0	0	0	0	0	0	0	0	0	0
3	99	Vogue Industries, LP	0	0	0	0	0	0	0	0	0	0	0	0	0	0	0
3	94	Walter M. Dzialo, DDS	0	0	0	0	0	0	0	0	0	0	0	0	0	0	0
3	94	Walter R. Shaghalian D.M.D.	0	0	0	0	0	0	0	0	0	0	0	0	0	0	0
3	85	Walt's Roast Beef - Newport Avenue	0	0	0	0	0	0	0	0	0	0	0	0	0	0	0
3	86	Wannamoisett Country Club	0	0	0	0	0	0	0	0	0	0	0	0	0	0	0
3	92	Washing Well Laundry	0	0	0	0	0	0	0	0	0	0	0	0	0	0	0
3	97	Water Works Car Wash	0	0	0	0	0	0	0	1	0	0	0	0	0	0	0
3	24	Weeden Street Associates, LLC	0	0	0	2	0	0	0	0	0	0	0	0	0	0	0
3	85	Wendy's (Cottage Street)	0	0	0	0	0	0	0	0	0	0	0	0	0	0	0
3	85	Wendy's International, Inc. (Broad)	0	0	0	0	0	0	0	0	0	0	0	0	0	0	0
3	42	Whittet-Higgins Company	0	0	0	0	0	0	0	0	0	0	0	0	0	0	0
3	85	Wildflour Bakery Cafe + Juice Bar	0	0	0	0	0	0	0	0	0	0	0	0	0	0	0
3	81	Wildtree	0	0	0	1	0	0	1	0	0	0	0	0	0	0	0
3	94	William B. Chan, DMD	0	0	0	1	0	0	0	0	0	0	0	0	0	0	0
3	94	William Naughton, DDS	0	0	0	0	0	0	0	1	0	0	0	0	0	0	0
3	96	William W. Tripp Funeral Home, Inc.	0	0	0	0	0	0	0	0	0	0	0	0	0	0	0
3	80	Wind River Environmental, LLC	0	0	0	0	0	0	0	0	0	0	0	0	0	0	0
3	81	Xelapan Bakery and Convenience	0	0	0	2	0	0	0	0	0	0	0	0	0	0	0
3	60	Y.R.C.	0	0	0	0	0	0	1	0	0	0	0	0	0	0	0
3	74	YMCA of Pawtucket, Inc.	0	0	0	0	0	0	0	0	0	0	0	0	0	0	0
3	81	Zaccagnini's Pastry Shoppe	0	0	0	1	0	0	0	1	0	0	0	0	0	0	0
3	42	Zebra Technologies Corporation	0	0	0	0	0	0	0	0	0	0	0	0	0	0	0

USER CLASSIFICATION
(1) Significant - Categorical
(2) Significant - Non-Categorical
(3) Non-Significant

ATTACHMENT VOLUME II

SECTION 9

***USER LATE REPORTS AND
REQUIREMENTS***

USER LATE REPORTS

FIELD'S POINT

Field's Point
Late Reports - 2016

Company	Report Type	Location	Month/Year Satisfied	Sample Type	Sample Date	Due Date	Received Date	Days Late
Al-Jac Produce	Sampling	Sample Location # 1	April 2016	Grab	06/22/2016	05/31/2016	07/01/2016	31
Al-Jac Produce	Sampling	Sample Location # 1	July 2016	Grab	09/21/2016	08/31/2016	10/03/2016	33
Al-Jac Produce	Sampling	Sample Location # 1	October 2016	Grab	12/29/2016	11/30/2016	01/10/2017	41
Alpine Auto Body, Inc.	Sampling	Sample Location # 1	January 2016	Grab	02/19/2016	02/29/2016	03/03/2016	3
Alviti Link-All, Inc.	Certification	Zero Discharge Certification	January 2016	Not Applicable	Not Applicable	02/29/2016	03/09/2016	9
American Tin and Solder	Certification	Zero Discharge Certification	April 2016	Not Applicable	Not Applicable	05/31/2016	06/08/2016	8
Angelo Inc.	Sampling	Sample Location # 1	February 2016	Grab	06/07/2016	03/31/2016	08/01/2016	123
Annex Plating	Certification	Zero Discharge Certification	February 2016	Not Applicable	Not Applicable	03/31/2016	03/31/2016	0
Annex Plating	Certification	Zero Discharge Certification	September 2016	Not Applicable	Not Applicable	10/31/2016	10/31/2016	0
Anthony M. Paolucci, DMD, P.C.	Certification	Dental BMP Certification	April 2016	Not Applicable	Not Applicable	05/31/2016	06/07/2016	7
Anthony Paolucci Family Dentists	Certification	Dental BMP Certification	October 2016	Not Applicable	Not Applicable	11/30/2016	01/19/2017	50
Armando and Sons # 2 Inc.	Sampling	Sample Location # 1	June 2016	Grab	07/18/2016	07/31/2016	08/04/2016	4
Armbrust International, Ltd.	pH	Sample Location # 1	August 2016	Not Applicable	Not Applicable	09/30/2016	10/03/2016	3
Atwood Car Wash	Sampling	Sample Location # 1	October 2016	Grab	11/21/2016	11/30/2016	12/08/2016	8
Avalon Bay - Center Place	Sampling	Sample Location # 1	April 2016	Grab	04/25/2016	05/31/2016	06/06/2016	6
Avalon Bay - Center Place	Sampling	Sample Location # 1	October 2016	Grab	10/31/2016	11/30/2016	12/05/2016	5
Avalon Bay - Center Place	Sampling	Sample Location # 2	October 2016	Grab	10/31/2016	11/30/2016	12/05/2016	5
Baffoni's Poultry Farm	Sampling	Sample Location # 1	April 2016	Grab	08/30/2016	05/31/2016	09/16/2016	108
Baffoni's Poultry Farm	Sampling	Sample Location # 1	October 2016	Grab	01/20/2017	11/30/2016	02/06/2017	68
Bagel Express	Sampling	Sample Location # 1	January 2016	Grab	04/24/2016	02/29/2016	05/10/2016	71
Bagel Express	Sampling	Sample Location # 1	July 2016	Grab	09/15/2016	08/31/2016	10/13/2016	43
Baker Street Cafe LLC	Sampling	Sample Location # 1	January 2016	Grab	05/04/2016	02/29/2016	05/12/2016	73
Baker Street Cafe LLC	Sampling	Sample Location # 1	May 2016	Grab	05/16/2016	06/30/2016	07/11/2016	11
Baker Street Cafe LLC	Sampling	Sample Location # 1	May 2016	Grab	05/17/2016	06/30/2016	07/11/2016	11
Baker Street Cafe LLC	Sampling	Sample Location # 1	May 2016	Grab	05/18/2016	06/30/2016	07/11/2016	11
Baker Street Cafe LLC	Sampling	Sample Location # 1	May 2016	Grab	05/19/2016	06/30/2016	07/11/2016	11
Baker Street Cafe LLC	Sampling	Sample Location # 1	May 2016	Grab	05/20/2016	06/30/2016	07/11/2016	11
Baker Street Cafe LLC	Sampling	Sample Location # 1	July 2016	Grab	10/06/2016	08/31/2016	10/20/2016	50
Bella's Jewelry	Certification	Zero Discharge Certification	May 2016	Not Applicable	Not Applicable	06/30/2016	07/26/2016	26
Bonanza Acquisition, LLC	Sampling	Sample Location # 1	January 2016	Grab	01/27/2016	02/29/2016	03/09/2016	9
Borrelli's Bakery	Sampling	Sample Location # 1	April 2016	Grab	08/26/2016	05/31/2016	09/09/2016	101
Bread Unlimited, LLC	Sampling	Sample Location # 1	November 2016	Grab	01/12/2017	12/31/2016	01/24/2017	24
Brittany Motors	Sampling	Sample Location # 1	August 2016	Grab	10/11/2016	09/30/2016	11/04/2016	35
Brittany Motors	Sampling	Sample Location # 1	September 2016	Grab	10/11/2016	10/31/2016	11/04/2016	4
Broad, Inc.	Sampling	Sample Location # 1	October 2016	Grab	12/15/2016	11/30/2016	12/27/2016	27
Brown University-Remediation Project	Sampling	Sample Location # 1	February 2016	Grab	03/30/2016	03/31/2016	04/04/2016	4
Cal's Corner Restaurant	Sampling	Sample Location # 1	November 2016	Grab	12/03/2016	12/31/2016	01/17/2017	17
Certified Disaster Restoration	pH	Sample Location # 1	January 2016	Not Applicable	Not Applicable	03/01/2016	03/18/2016	17
Certified Disaster Restoration	pH	Sample Location # 1	March 2016	Not Applicable	Not Applicable	04/30/2016	06/01/2016	32

Field's Point
Late Reports - 2016

Company	Report Type	Location	Month/Year Satisfied	Sample Type	Sample Date	Due Date	Received Date	Days Late
Certified Disaster Restoration	pH	Sample Location # 1	April 2016	Not Applicable	Not Applicable	05/30/2016	06/01/2016	2
Certified Disaster Restoration	pH	Sample Location # 1	May 2016	Not Applicable	Not Applicable	06/30/2016	08/15/2016	46
Certified Disaster Restoration	pH	Sample Location # 1	June 2016	Not Applicable	Not Applicable	07/30/2016	08/15/2016	16
Certified Disaster Restoration	pH	Sample Location # 1	August 2016	Not Applicable	Not Applicable	09/30/2016	10/27/2016	27
Certified Disaster Restoration	pH	Sample Location # 1	October 2016	Not Applicable	Not Applicable	11/30/2016	12/19/2016	19
Certified Disaster Restoration	pH	Sample Location # 1	December 2016	Not Applicable	Not Applicable	01/30/2017	02/06/2017	7
Chalkstone Supermarket	Sampling	Sample Location # 1	April 2016	Grab	11/21/2016	05/31/2016	11/30/2016	183
Chalkstone Supermarket	Sampling	Sample Location # 1	October 2016	Grab	01/12/2017	11/30/2016	01/23/2017	54
Christina D. Dicomis DMD	Certification	Dental BMP Certification	October 2016	Not Applicable	Not Applicable	11/30/2016	12/08/2016	8
Ciao Italia Bakery, Inc.	Sampling	Sample Location # 1	April 2016	Grab	09/09/2016	05/31/2016	09/09/2016	101
Cibao Supermarket	Sampling	Sample Location # 1	October 2016	Grab	11/17/2016	11/30/2016	12/13/2016	13
Coletta's Collision Center	Sampling	Sample Location # 1	April 2016	Grab	04/26/2016	05/31/2016	06/02/2016	2
Comfort Dental	Certification	Dental BMP Certification	April 2016	Not Applicable	Not Applicable	05/31/2016	06/07/2016	7
Community College of RI	Certification	Dental BMP Certification	January 2016	Not Applicable	Not Applicable	02/29/2016	03/21/2016	21
Crisloid, LLC	Sampling	Sample Location # 1	January 2016	Grab	01/25/2016	02/29/2016	03/18/2016	18
Crisloid, LLC	Sampling	Sample Location # 1	April 2016	Grab	04/27/2016	05/31/2016	06/13/2016	13
Crisloid, LLC	Sampling	Sample Location # 1	July 2016	Grab	07/29/2016	08/31/2016	09/13/2016	13
Crisloid, LLC	Sampling	Sample Location # 1	October 2016	Grab	10/26/2016	11/30/2016	12/15/2016	15
D & D Chrome Plating	Certification	Zero Discharge Certification	January 2016	Not Applicable	Not Applicable	03/01/2016	03/02/2016	1
D & D Chrome Plating	Certification	Zero Discharge Certification	March 2016	Not Applicable	Not Applicable	04/30/2016	05/11/2016	11
D & D Chrome Plating	Certification	Zero Discharge Certification	June 2016	Not Applicable	Not Applicable	07/30/2016	08/15/2016	16
DAPP Enterprises LLC	Sampling	Sample Location # 1	January 2016	Grab	03/20/2016	02/29/2016	04/01/2016	32
DAPP Enterprises LLC	Sampling	Sample Location # 1	July 2016	Grab	11/02/2016	08/31/2016	11/21/2016	82
Davies Technical School	Sampling	Sample Location # 1	April 2016	Grab	05/05/2016	05/31/2016	06/07/2016	7
Davies Technical School	Sampling	Sample Location # 1	October 2016	Grab	12/19/2016	11/30/2016	01/12/2017	43
Davies Technical School	Sampling	Sample Location # 2	April 2016	Grab	04/01/2016	05/31/2016	06/07/2016	7
Davies Technical School	Sampling	Sample Location # 2	October 2016	Grab	12/19/2016	11/30/2016	01/12/2017	43
Dean Auto Collision Center	Sampling	Sample Location # 1	October 2016	Grab	10/31/2016	11/30/2016	12/01/2016	1
DelGreco Family LLC	Sampling	Sample Location # 1	March 2016	Grab	03/25/2016	04/30/2016	05/02/2016	2
Dent Plus Dental Center	Certification	Dental BMP Certification	October 2016	Not Applicable	Not Applicable	11/30/2016	01/03/2017	34
Dental Associates of RI	Certification	Dental BMP Certification	August 2016	Not Applicable	Not Applicable	09/30/2016	10/06/2016	6
DFI-EP, LLC	Sampling	Sample Location # 1	April 2016	Composite	04/27/2016	05/31/2016	05/31/2016	0
DFI-EP, LLC	Sampling	Sample Location # 1	August 2016	Composite	10/20/2016	09/30/2016	10/26/2016	26
DFI-EP, LLC	Sampling	Sample Location # 1	October 2016	Composite	11/15/2016	11/30/2016	12/28/2016	28
DFI-EP, LLC	pH	Sample Location # 1	April 2016	Not Applicable	Not Applicable	05/30/2016	05/31/2016	1
DFI-EP, LLC	pH	Sample Location # 1	July 2016	Not Applicable	Not Applicable	08/30/2016	09/13/2016	14
DiFruscia Industries, Inc.	Sampling	Sample Location # 1	April 2016	Composite	04/26/2016	05/31/2016	05/31/2016	0
DiFruscia Industries, Inc.	Sampling	Sample Location # 1	July 2016	Composite	08/15/2016	08/31/2016	09/14/2016	14
DiFruscia Industries, Inc.	Sampling	Sample Location # 1	August 2016	Composite	10/21/2016	09/30/2016	10/26/2016	26

Field's Point
Late Reports - 2016

Company	Report Type	Location	Month/Year Satisfied	Sample Type	Sample Date	Due Date	Received Date	Days Late
DiFruscia Industries, Inc.	Sampling	Sample Location # 1	December 2016	Composite	12/20/2016	01/31/2017	01/31/2017	0
DiFruscia Industries, Inc.	pH	Sample Location # 1	April 2016	Not Applicable	Not Applicable	05/30/2016	05/31/2016	1
DiFruscia Industries, Inc.	pH	Sample Location # 1	July 2016	Not Applicable	Not Applicable	08/30/2016	09/12/2016	13
DiFruscia Industries, Inc.	pH	Sample Location # 1	December 2016	Not Applicable	Not Applicable	01/30/2017	01/31/2017	1
DiFruscia Industries, Inc.	Sampling	Sample Location # 2	April 2016	Grab	04/26/2016	05/31/2016	05/31/2016	0
E&M Enterprises, LTD	pH	Sample Location # 1	August 2016	Not Applicable	Not Applicable	09/30/2016	10/11/2016	11
E&M Enterprises, LTD	Sampling	Sample Location # 2	April 2016	Grab	04/01/2016	05/31/2016	06/02/2016	2
Eagle Laundry Inc.	Sampling	Sample Location # 1	June 2016	Composite	08/19/2016	07/31/2016	08/26/2016	26
Eagle Laundry Inc.	Sampling	Sample Location # 1	September 2016	Grab	10/26/2016	10/31/2016	11/09/2016	9
East Coast Screen Printing	Sampling	Sample Location # 1	April 2016	Composite	06/07/2016	05/31/2016	06/15/2016	15
Eastern Screw Company	Sampling	Sample Location # 1	March 2016	Grab	03/24/2016	04/30/2016	05/06/2016	6
Eastern Screw Company	Sampling	Sample Location # 1	March 2016	Grab	03/30/2016	04/30/2016	05/06/2016	6
Eastern Screw Company	pH	Sample Location # 1	November 2016	Not Applicable	Not Applicable	12/30/2016	01/09/2017	10
Eastside Providence, LLC	Sampling	Sample Location # 1	March 2016	Grab	05/09/2016	04/30/2016	05/20/2016	20
Eastside Providence, LLC	Sampling	Sample Location # 2	March 2016	Grab	05/09/2016	04/30/2016	05/20/2016	20
Eastside Providence, LLC	Sampling	Sample Location # 3	March 2016	Grab	05/09/2016	04/30/2016	05/20/2016	20
Eastside Providence, LLC	Sampling	Sample Location # 4	March 2016	Grab	05/09/2016	04/30/2016	05/20/2016	20
El Fagonazo Meat Market	Sampling	Sample Location # 1	January 2016	Grab	04/14/2016	02/29/2016	05/25/2016	86
El Fagonazo Meat Market	Sampling	Sample Location # 1	July 2016	Grab	07/20/2016	08/31/2016	09/23/2016	23
Enterprise Rent-A-Car of R.I. (Johnston)	Sampling	Sample Location # 1	October 2016	Grab	10/31/2016	11/30/2016	12/01/2016	1
Enterprise Rent-A-Car of R.I. (NP)	Sampling	Sample Location # 1	October 2016	Grab	10/31/2016	11/30/2016	12/01/2016	1
Epoch Senior Living, Inc.	Sampling	Sample Location # 2	January 2016	Grab	01/15/2016	02/29/2016	03/16/2016	16
Epoch Senior Living, Inc.	Sampling	Sample Location # 2	April 2016	Grab	04/21/2016	05/31/2016	06/06/2016	6
F. Saia Restaurants, Inc. LLC	Sampling	Sample Location # 1	July 2016	Grab	09/15/2016	08/31/2016	09/28/2016	28
FedEx Ground Package System, Inc.	Sampling	Sample Location # 1	October 2016	Grab	10/06/2016	11/30/2016	12/14/2016	14
FedEx Ground Package System, Inc.	Sampling	Sample Location # 2	October 2016	Grab	10/06/2016	11/30/2016	12/14/2016	14
Fed-Rick Veal Company	Sampling	Sample Location # 1	April 2016	Grab	06/14/2016	05/31/2016	06/22/2016	22
First Casting, Inc.	Sampling	Sample Location # 1	October 2016	Grab	12/01/2016	11/30/2016	12/09/2016	9
First Casting, Inc.	Certification	Zero Discharge Certification	October 2016	Not Applicable	Not Applicable	11/30/2016	12/09/2016	9
Galvanique (Johnston)	Certification	Zero Discharge Certification	January 2016	Not Applicable	Not Applicable	03/01/2016	03/08/2016	7
Galvanique (Johnston)	Certification	Zero Discharge Certification	March 2016	Not Applicable	Not Applicable	04/30/2016	05/10/2016	10
Galvanique (Johnston)	Certification	Zero Discharge Certification	May 2016	Not Applicable	Not Applicable	06/30/2016	07/12/2016	12
Galvanique (Johnston)	Certification	Zero Discharge Certification	July 2016	Not Applicable	Not Applicable	08/30/2016	09/16/2016	17
Galvanique (Johnston)	Certification	Zero Discharge Certification	September 2016	Not Applicable	Not Applicable	10/30/2016	11/07/2016	8
Galvanique (Johnston)	Certification	Zero Discharge Certification	November 2016	Not Applicable	Not Applicable	12/30/2016	01/13/2017	14
H&S Management, LLC	Sampling	Sample Location # 1	March 2016	Grab	03/17/2016	04/30/2016	05/06/2016	6
Hodosh Dental Associates, Inc.	Certification	Dental BMP Certification	March 2016	Not Applicable	Not Applicable	04/30/2016	05/09/2016	9
Hurd Auto Mall LLC	Sampling	Sample Location # 1	January 2016	Grab	01/04/2016	02/29/2016	04/12/2016	43
I. Broomfield & Son, Inc.	Certification	Zero Discharge Certification	January 2016	Not Applicable	Not Applicable	03/01/2016	03/08/2016	7

Field's Point
Late Reports - 2016

Company	Report Type	Location	Month/Year Satisfied	Sample Type	Sample Date	Due Date	Received Date	Days Late
I. Broomfield & Son, Inc.	Certification	Zero Discharge Certification	December 2016	Not Applicable	Not Applicable	01/30/2017	02/07/2017	8
Ideal Plating & Polishing Co., Inc.	pH	Sample Location # 1	July 2016	Not Applicable	Not Applicable	08/30/2016	09/09/2016	10
Ideal Plating & Polishing Co., Inc.	pH	Sample Location # 1	September 2016	Not Applicable	Not Applicable	10/30/2016	11/02/2016	3
Imperial Tile & Marble Works Inc.	Sampling	Sample Location # 1	January 2016	Grab	03/05/2016	02/29/2016	03/17/2016	17
Imperial Tile & Marble Works Inc.	Sampling	Sample Location # 1	April 2016	Grab	06/13/2016	05/31/2016	06/22/2016	22
Imperial Tile & Marble Works Inc.	Sampling	Sample Location # 1	July 2016	Grab	09/09/2016	08/31/2016	09/19/2016	19
Imperial Tile & Marble Works Inc.	Sampling	Sample Location # 1	October 2016	Grab	12/14/2016	11/30/2016	12/19/2016	19
Induplate LLC	pH	Sample Location # 1	August 2016	Not Applicable	Not Applicable	09/30/2016	10/03/2016	3
International Insignia Corporation	pH	Sample Location # 1	April 2016	Not Applicable	Not Applicable	05/30/2016	06/03/2016	4
Ira Green, Inc.	Sampling	Sample Location # 1	February 2016	Composite	02/01/2016	03/31/2016	03/31/2016	0
Ira Green, Inc.	pH	Sample Location # 1	February 2016	Not Applicable	Not Applicable	03/30/2016	03/31/2016	1
Ira Green, Inc.	Sampling	Sample Location # 3	February 2016	Grab	02/01/2016	03/31/2016	03/31/2016	0
Ira Green, Inc.	Sampling	Sample Location # 5	February 2016	Grab	02/01/2016	03/31/2016	03/31/2016	0
Izzi Orthodontics	Sampling	Sample Location # 1	April 2016	Grab	05/02/2016	05/31/2016	06/06/2016	6
J.T.O. AAMCO, Inc.	Sampling	Sample Location # 1	June 2016	Grab	06/30/2016	07/31/2016	08/15/2016	15
Jacob Werba	Certification	Dental BMP Certification	April 2016	Not Applicable	Not Applicable	05/31/2016	06/02/2016	2
JC Gorham Co.	Certification	Zero Discharge Certification	March 2016	Not Applicable	Not Applicable	04/30/2016	05/25/2016	25
JC Gorham Co.	Certification	Zero Discharge Certification	June 2016	Not Applicable	Not Applicable	07/30/2016	09/15/2016	47
JC Gorham Co.	Certification	Zero Discharge Certification	July 2016	Not Applicable	Not Applicable	08/30/2016	09/15/2016	16
Jeanette's Bakery	Sampling	Sample Location # 1	April 2016	Grab	04/18/2016	05/31/2016	06/15/2016	15
JLC Foods, Inc.	Sampling	Sample Location # 1	April 2016	Grab	05/25/2016	05/31/2016	06/01/2016	1
John T. A. Romano DDS, Inc.	Certification	Dental BMP Certification	September 2016	Not Applicable	Not Applicable	10/31/2016	12/02/2016	32
Johnston Express Wash, LLC	Sampling	Sample Location # 1	April 2016	Grab	03/30/2016	05/31/2016	06/13/2016	13
Johnston Family Dentistry	Certification	Dental BMP Certification	September 2016	Not Applicable	Not Applicable	10/31/2016	11/07/2016	7
JPL Enterprises, LLC	Sampling	Sample Location # 1	April 2016	Grab	07/12/2016	05/31/2016	08/03/2016	64
JTMJ, LLC	Sampling	Sample Location # 1	April 2016	Grab	06/10/2016	05/31/2016	06/21/2016	21
JTMJ, LLC	Sampling	Sample Location # 1	October 2016	Grab	11/21/2016	11/30/2016	12/01/2016	1
KB Surfaces	Sampling	Sample Location # 1	June 2016	Grab	09/20/2016	07/31/2016	09/20/2016	51
Kelly's Car Wash, Inc.	Sampling	Sample Location # 1	April 2016	Grab	04/16/2016	05/31/2016	05/31/2016	0
Kelly's Car Wash, Inc.	Sampling	Sample Location # 1	August 2016	Grab	10/05/2016	09/30/2016	12/28/2016	89
Ken Rocha Collision, LLC	Sampling	Sample Location # 1	March 2016	Grab	04/28/2016	04/30/2016	05/12/2016	12
Ken Rocha Collision, LLC	Sampling	Sample Location # 1	October 2016	Grab	12/06/2016	11/30/2016	12/15/2016	15
Ken Rocha Collision, LLC	Sampling	Sample Location # 1	October 2016	Grab	12/13/2016	11/30/2016	12/22/2016	22
Lawrence P. Stephenson, DDS, Ltd.	Certification	Dental BMP Certification	October 2016	Not Applicable	Not Applicable	11/30/2016	12/09/2016	9
Long Live Beerworks	Sampling	Sample Location # 1	October 2016	Grab	11/18/2016	11/30/2016	12/05/2016	5
Mainelli Tool & Die, Inc.	Certification	Zero Discharge Certification	December 2016	Not Applicable	Not Applicable	01/31/2017	02/08/2017	8
Mark Precision, Inc.	Certification	Zero Discharge Certification	June 2016	Not Applicable	Not Applicable	07/31/2016	08/05/2016	5
Markos Automotive	Sampling	Sample Location # 1	January 2016	Grab	03/14/2016	02/29/2016	03/24/2016	24
Markos Automotive	Sampling	Sample Location # 1	July 2016	Grab	09/23/2016	08/31/2016	10/19/2016	49

Field's Point
Late Reports - 2016

Company	Report Type	Location	Month/Year Satisfied	Sample Type	Sample Date	Due Date	Received Date	Days Late
Martin S. Hanoian, DMD, Ltd.	Certification	Dental BMP Certification	October 2016	Not Applicable	Not Applicable	11/30/2016	01/12/2017	43
Maya Bakery	Sampling	Sample Location # 1	April 2016	Grab	05/05/2016	05/31/2016	06/15/2016	15
Mekong Market	Sampling	Sample Location # 1	January 2016	Grab	01/29/2016	02/29/2016	04/08/2016	39
Metallurgical Solutions, Inc.	pH	Sample Location # 1	April 2016	Not Applicable	Not Applicable	05/30/2016	05/31/2016	1
Metro Motor Group	Certification	Zero Discharge Certification	January 2016	Not Applicable	Not Applicable	02/29/2016	03/16/2016	16
Metro Motor Group	Certification	Zero Discharge Certification	December 2016	Not Applicable	Not Applicable	01/31/2017	02/13/2017	13
Michael A. Barry, DMD, Inc.	Certification	Dental BMP Certification	April 2016	Not Applicable	Not Applicable	05/31/2016	06/09/2016	9
Mineral Spring Holdings, LLC	Sampling	Sample Location # 1	January 2016	Grab	03/30/2016	02/29/2016	04/28/2016	59
Monarch Metal Finishing, Inc.	Sampling	Sample Location # 2	January 2016	Composite	02/15/2016	02/29/2016	03/11/2016	11
Moon Tide Dyers	Sampling	Sample Location # 1	April 2016	Grab	04/01/2016	05/31/2016	06/09/2016	9
Moon Tide Dyers	pH	Sample Location # 1	February 2016	Not Applicable	Not Applicable	03/30/2016	04/01/2016	2
Moon Tide Dyers	pH	Sample Location # 1	June 2016	Not Applicable	Not Applicable	07/30/2016	08/05/2016	6
Moon Tide Dyers	pH	Sample Location # 1	September 2016	Not Applicable	Not Applicable	10/30/2016	11/07/2016	8
Moon Tide Dyers	pH	Sample Location # 1	November 2016	Not Applicable	Not Applicable	12/30/2016	01/19/2017	20
Moran Foods, LLC	Sampling	Sample Location # 1	October 2016	Grab	10/15/2016	11/30/2016	12/28/2016	28
Moses Brown School	Sampling	Sample Location # 1	April 2016	Grab	05/04/2016	05/31/2016	07/07/2016	37
Moses Brown School	Sampling	Sample Location # 1	October 2016	Grab	10/27/2016	11/30/2016	12/15/2016	15
Moses Brown School	Sampling	Sample Location # 2	April 2016	Grab	05/05/2016	05/31/2016	06/14/2016	14
Moses Brown School	Sampling	Sample Location # 2	October 2016	Grab	10/27/2016	11/30/2016	12/15/2016	15
Moses Brown School	Sampling	Sample Location # 3	April 2016	Grab	04/19/2016	05/31/2016	06/14/2016	14
Mutual Metals/Mutual Cornell	pH	Sample Location # 1	February 2016	Not Applicable	Not Applicable	03/30/2016	04/08/2016	9
Mutual Metals/Mutual Cornell	pH	Sample Location # 1	April 2016	Not Applicable	Not Applicable	05/30/2016	06/24/2016	25
Mutual Metals/Mutual Cornell	pH	Sample Location # 1	June 2016	Not Applicable	Not Applicable	07/30/2016	08/29/2016	30
Mutual Metals/Mutual Cornell	pH	Sample Location # 1	August 2016	Not Applicable	Not Applicable	09/30/2016	10/20/2016	20
Mutual Metals/Mutual Cornell	pH	Sample Location # 1	October 2016	Not Applicable	Not Applicable	11/30/2016	12/08/2016	8
Nanina's Bakery	Sampling	Sample Location # 1	January 2016	Grab	03/09/2016	02/29/2016	04/13/2016	44
Nanina's Bakery	Sampling	Sample Location # 1	July 2016	Grab	09/20/2016	08/31/2016	10/13/2016	43
NC Dental, Inc.	Certification	Dental BMP Certification	January 2016	Not Applicable	Not Applicable	02/29/2016	03/24/2016	24
NNC of Rhode Island, Inc.	Sampling	Sample Location # 1	July 2016	Grab	07/05/2016	08/31/2016	09/07/2016	7
North Providence Dental Associates	Certification	Dental BMP Certification	June 2016	Not Applicable	Not Applicable	07/31/2016	08/29/2016	29
Nueva San Salvador Bakery, Inc.	Sampling	Sample Location # 1	January 2016	Grab	04/27/2016	02/29/2016	05/26/2016	87
Nueva San Salvador Bakery, Inc.	Sampling	Sample Location # 1	July 2016	Grab	08/19/2016	08/31/2016	10/31/2016	61
Olneyville NY System	Sampling	Sample Location # 1	May 2016	Grab	05/16/2016	06/30/2016	07/14/2016	14
Orbit Energy Rhode Island, LLC.	Sampling	Sample Location # 1	August 2016	Composite	08/31/2016	09/30/2016	10/17/2016	17
Orbit Energy Rhode Island, LLC.	Sampling	Sample Location # 1	October 2016	Composite	10/31/2016	11/30/2016	12/28/2016	28
Orbit Energy Rhode Island, LLC.	pH	Sample Location # 1	August 2016	Not Applicable	Not Applicable	09/30/2016	10/17/2016	17
Orbit Energy Rhode Island, LLC.	pH	Sample Location # 1	October 2016	Not Applicable	Not Applicable	11/30/2016	12/28/2016	28
Panaderia El Paisano	Sampling	Sample Location # 2	October 2016	Grab	11/01/2016	11/30/2016	12/07/2016	7
Panaderia El Quetzal, Inc.	Sampling	Sample Location # 1	October 2016	Grab	01/11/2017	11/30/2016	02/06/2017	68

Field's Point
Late Reports - 2016

Company	Report Type	Location	Month/Year Satisfied	Sample Type	Sample Date	Due Date	Received Date	Days Late
Perel & Bilder, Inc.	Certification	Dental BMP Certification	November 2016	Not Applicable	Not Applicable	12/31/2016	01/05/2017	5
Portion Meat Associates	Sampling	Sample Location # 1	June 2016	Grab	07/01/2016	07/31/2016	08/22/2016	22
Portland Transmission Co.	Certification	Zero Discharge Certification	June 2016	Not Applicable	Not Applicable	07/31/2016	08/05/2016	5
Portland Transmission Co.	Certification	Zero Discharge Certification	December 2016	Not Applicable	Not Applicable	01/31/2017	02/06/2017	6
Price Rite	Sampling	Sample Location # 1	November 2016	Grab	11/30/2016	12/31/2016	01/17/2017	17
Prospect CharterCARE RWMC, LLC	Sampling	Sample Location # 1	July 2016	Composite	08/25/2016	08/31/2016	08/31/2016	0
Prospect CharterCARE RWMC, LLC	Sampling	Sample Location # 1	January 2016	Grab	02/19/2016	02/29/2016	03/30/2016	30
Prospect CharterCARE RWMC, LLC	Sampling	Sample Location # 2	April 2016	Grab	05/20/2016	05/31/2016	06/14/2016	14
Prospect CharterCARE RWMC, LLC	Sampling	Sample Location # 2	October 2016	Grab	10/31/2016	11/30/2016	01/13/2017	44
Prospect CharterCARE RWMC, LLC	Sampling	Sample Location # 3	April 2016	Grab	05/20/2016	05/31/2016	06/14/2016	14
Prospect CharterCARE RWMC, LLC	Sampling	Sample Location # 3	October 2016	Grab	10/06/2016	11/30/2016	01/13/2017	44
Prospect CharterCARE RWMC, LLC	Sampling	Sample Location # 4	April 2016	Composite	05/20/2016	05/31/2016	06/14/2016	14
Prospect CharterCARE RWMC, LLC	Sampling	Sample Location # 4	October 2016	Grab	10/06/2016	11/30/2016	01/13/2017	44
Prospect CharterCARE RWMC, LLC (Maude)	Sampling	Sample Location # 1	June 2016	Grab	06/30/2016	07/31/2016	08/31/2016	31
Prospect CharterCARE RWMC, LLC (Maude)	Sampling	Sample Location # 1	October 2016	Grab	10/06/2016	11/30/2016	01/13/2017	44
Prospect CharterCARE RWMC, LLC (Maude)	Sampling	Sample Location # 2	April 2016	Grab	05/20/2016	05/31/2016	06/14/2016	14
Prospect CharterCARE RWMC, LLC (Maude)	Sampling	Sample Location # 2	October 2016	Grab	10/06/2016	11/30/2016	01/13/2017	44
Prospect CharterCARE RWMC, LLC (Maude)	Sampling	Sample Location # 3	April 2016	Grab	05/20/2016	05/31/2016	06/14/2016	14
Prospect CharterCARE RWMC, LLC (Maude)	Sampling	Sample Location # 3	October 2016	Grab	10/06/2016	11/30/2016	01/13/2017	44
Providence Career & Technical Academy	Sampling	Sample Location # 1	January 2016	Grab	03/09/2016	02/29/2016	03/18/2016	18
Providence Career & Technical Academy	Sampling	Sample Location # 1	July 2016	Grab	09/13/2016	08/31/2016	10/18/2016	48
Providence Community Health Centers, Inc	Sampling	Sample Location # 1	September 2016	Grab	11/17/2016	10/31/2016	11/18/2016	18
Providence Public Safety Complex	Sampling	Sample Location # 1	February 2016	Grab	05/12/2016	03/31/2016	07/22/2016	113
Providence Public Safety Complex	Sampling	Sample Location # 1	August 2016	Grab	10/14/2016	09/30/2016	11/25/2016	56
Providence Specialty Products	Sampling	Sample Location # 1	January 2016	Grab	01/12/2016	02/29/2016	03/17/2016	17
Providence Specialty Products	pH	Sample Location # 1	March 2016	Not Applicable	Not Applicable	04/30/2016	05/03/2016	3
Providence Specialty Products	pH	Sample Location # 1	May 2016	Not Applicable	Not Applicable	06/30/2016	07/08/2016	8
Providence Specialty Products	pH	Sample Location # 1	June 2016	Not Applicable	Not Applicable	07/30/2016	08/01/2016	2
Providence Specialty Products	pH	Sample Location # 1	July 2016	Not Applicable	Not Applicable	08/30/2016	08/31/2016	1
Providence Specialty Products	pH	Sample Location # 1	August 2016	Not Applicable	Not Applicable	09/30/2016	10/21/2016	21
Providence Specialty Products	pH	Sample Location # 1	September 2016	Not Applicable	Not Applicable	10/30/2016	11/03/2016	4
Providence Specialty Products	pH	Sample Location # 1	October 2016	Not Applicable	Not Applicable	11/30/2016	12/05/2016	5
Providence Specialty Products	pH	Sample Location # 1	December 2016	Not Applicable	Not Applicable	01/30/2017	02/01/2017	2
Providence Specialty Products	Sampling	Sample Location # 2	January 2016	Composite	01/12/2016	02/29/2016	03/15/2016	15
Providence Specialty Products	pH	Sample Location # 2	March 2016	Not Applicable	Not Applicable	04/30/2016	05/03/2016	3
Providence Specialty Products	pH	Sample Location # 2	May 2016	Not Applicable	Not Applicable	06/30/2016	07/08/2016	8
Providence Specialty Products	pH	Sample Location # 2	June 2016	Not Applicable	Not Applicable	07/30/2016	08/01/2016	2
Providence Specialty Products	pH	Sample Location # 2	July 2016	Not Applicable	Not Applicable	08/30/2016	08/31/2016	1
Providence Specialty Products	pH	Sample Location # 2	August 2016	Not Applicable	Not Applicable	09/30/2016	10/21/2016	21

Field's Point
Late Reports - 2016

Company	Report Type	Location	Month/Year Satisfied	Sample Type	Sample Date	Due Date	Received Date	Days Late
Providence Specialty Products	pH	Sample Location # 2	September 2016	Not Applicable	Not Applicable	10/30/2016	11/03/2016	4
Providence Specialty Products	pH	Sample Location # 2	October 2016	Not Applicable	Not Applicable	11/30/2016	12/05/2016	5
Providence Specialty Products	pH	Sample Location # 2	December 2016	Not Applicable	Not Applicable	01/30/2017	02/01/2017	2
Quality Seafood	Sampling	Sample Location # 1	April 2016	Grab	04/20/2016	05/31/2016	06/07/2016	7
R. E. Sturdy Company, Inc.	Sampling	Sample Location # 1	February 2016	Grab	02/29/2016	03/31/2016	04/20/2016	20
R.I. Beef & Veal, Inc	Sampling	Sample Location # 1	April 2016	Grab	06/06/2016	05/31/2016	06/17/2016	17
R.I. Beef & Veal, Inc	Sampling	Sample Location # 1	July 2016	Grab	09/06/2016	08/31/2016	09/19/2016	19
R.I. Beef & Veal, Inc	Sampling	Sample Location # 1	October 2016	Grab	10/28/2016	11/30/2016	12/12/2016	12
R.I. Provision Company	Sampling	Sample Location # 1	February 2016	Grab	03/10/2016	03/31/2016	03/31/2016	0
Reyes Food Market	Sampling	Sample Location # 1	October 2016	Grab	10/28/2016	11/30/2016	12/07/2016	7
Rhode Island Chemical Corporation	Certification	Zero Discharge Certification	January 2016	Not Applicable	Not Applicable	03/01/2016	03/18/2016	17
Rhode Island Chemical Corporation	Certification	Zero Discharge Certification	September 2016	Not Applicable	Not Applicable	10/30/2016	11/14/2016	15
Rhode Island Chemical Corporation	Certification	Zero Discharge Certification	October 2016	Not Applicable	Not Applicable	11/30/2016	12/05/2016	5
Rhode Island College - Connection 2	Sampling	Sample Location # 1	April 2016	Grab	04/11/2016	05/31/2016	06/13/2016	13
Rhode Island College - Connection 2	Sampling	Sample Location # 2	April 2016	Grab	04/11/2016	05/31/2016	06/13/2016	13
Rhode Island College - Connection 2	Sampling	Sample Location # 3	April 2016	Grab	04/11/2016	05/31/2016	06/13/2016	13
Rhode Island College - Connection 2	Sampling	Sample Location # 7	January 2016	Grab	03/10/2016	02/29/2016	03/10/2016	10
Rhode Island College - Connection 2	Sampling	Sample Location # 7	March 2016	Grab	05/18/2016	04/30/2016	05/18/2016	18
Rhode Island College - Connection 2	Sampling	Sample Location # 7	May 2016	Grab	07/08/2016	06/30/2016	07/08/2016	8
Rhode Island College - Connection 2	Sampling	Sample Location # 7	July 2016	Grab	09/23/2016	08/31/2016	09/23/2016	23
Rhode Island College - Connection 2	Sampling	Sample Location # 7	September 2016	Grab	11/23/2016	10/31/2016	11/29/2016	29
Rhode Island College - Connection 2	Sampling	Sample Location # 7	November 2016	Grab	01/27/2017	12/31/2016	01/27/2017	27
Rhode Island College - Connection 3	Sampling	Sample Location # 1	April 2016	Grab	05/25/2016	05/31/2016	06/08/2016	8
Rhode Island Convention Center	Sampling	Sample Location # 1	July 2016	Grab	09/13/2016	08/31/2016	09/21/2016	21
Ron's Pastry Gourmet	Sampling	Sample Location # 1	April 2016	Grab	06/13/2016	05/31/2016	06/29/2016	29
Ron's Pastry Gourmet	Sampling	Sample Location # 1	October 2016	Grab	12/07/2016	11/30/2016	01/12/2017	43
Rosa Mia Pizza and More	Sampling	Sample Location # 1	February 2016	Grab	03/07/2016	03/31/2016	04/08/2016	8
Rossi's Cold Cuts & Deli	Sampling	Sample Location # 1	March 2016	Grab	05/24/2016	04/30/2016	06/06/2016	37
Rossi's Cold Cuts & Deli	Sampling	Sample Location # 1	September 2016	Grab	11/15/2016	10/31/2016	11/28/2016	28
RVS Mfg. Co.	Certification	Zero Discharge Certification	January 2016	Not Applicable	Not Applicable	03/01/2016	03/17/2016	16
S.B. Winsor Dairy	Sampling	Sample Location # 1	April 2016	Grab	06/13/2016	05/31/2016	06/30/2016	30
Sedna Seafoods, LLC	Sampling	Sample Location # 1	April 2016	Grab	06/22/2016	05/31/2016	07/07/2016	37
Shaw's Supermarket Store #7443	Sampling	Sample Location # 1	June 2016	Grab	07/08/2016	07/31/2016	08/10/2016	10
Shaw's Supermarket Store #7443	Sampling	Sample Location # 2	June 2016	Grab	07/14/2016	07/31/2016	08/10/2016	10
Something Different	Sampling	Sample Location # 1	April 2016	Grab	04/29/2016	05/31/2016	07/22/2016	52
Speedy Auto Service by Monro	Sampling	Sample Location # 1	July 2016	Grab	07/25/2016	08/31/2016	09/02/2016	2
Steven A. Sack, D.M.D	Sampling	Sample Location # 1	April 2016	Grab	06/06/2016	05/31/2016	06/17/2016	17
Stop & Shop Supermarket #703	Sampling	Sample Location # 1	June 2016	Grab	06/04/2016	07/31/2016	08/01/2016	1
Stop & Shop Supermarket #703	Sampling	Sample Location # 2	June 2016	Grab	06/04/2016	07/31/2016	08/01/2016	1

Field's Point
Late Reports - 2016

Company	Report Type	Location	Month/Year Satisfied	Sample Type	Sample Date	Due Date	Received Date	Days Late
Stop & Shop Supermarket #722	Sampling	Sample Location # 1	June 2016	Grab	06/13/2016	07/31/2016	08/01/2016	1
Stop & Shop Supermarket #722	Sampling	Sample Location # 1	September 2016	Grab	10/25/2016	11/29/2016	12/01/2016	2
Stop & Shop Supermarket #722	Sampling	Sample Location # 1	September 2016	Grab	11/01/2016	11/29/2016	12/01/2016	2
Stop & Shop Supermarket #722	Sampling	Sample Location # 1	September 2016	Grab	11/08/2016	11/29/2016	12/01/2016	2
Stop & Shop Supermarket #722	Sampling	Sample Location # 1	September 2016	Grab	11/15/2016	11/29/2016	12/01/2016	2
Stop & Shop Supermarket #724	Sampling	Sample Location # 1	June 2016	Grab	06/13/2016	07/31/2016	08/01/2016	1
Stop & Shop Supermarket #725	Sampling	Sample Location # 1	June 2016	Grab	06/13/2016	07/31/2016	08/01/2016	1
Stop & Shop Supermarket #725	Sampling	Sample Location # 1	June 2016	Grab	07/06/2016	07/31/2016	08/01/2016	1
Stop & Shop Supermarket #725	Sampling	Sample Location # 1	June 2016	Grab	07/12/2016	07/31/2016	08/01/2016	1
Stop & Shop Supermarket #725	Sampling	Sample Location # 1	June 2016	Grab	07/19/2016	07/31/2016	08/01/2016	1
Stop & Shop Supermarket #725	Sampling	Sample Location # 1	June 2016	Grab	07/26/2016	07/31/2016	08/15/2016	15
Surface Coatings Division, MFB LLC	Sampling	Sample Location # 1	June 2016	Composite	06/24/2016	07/31/2016	08/11/2016	11
Surface Coatings Division, MFB LLC	Sampling	Sample Location # 1	August 2016	Composite	08/23/2016	09/30/2016	10/11/2016	11
Surface Coatings Division, MFB LLC	Sampling	Sample Location # 1	December 2016	Composite	12/06/2016	01/31/2017	01/31/2017	0
Surface Coatings Division, MFB LLC	pH	Sample Location # 1	December 2016	Not Applicable	Not Applicable	01/30/2017	01/31/2017	1
SWG Promotions, LLC	Sampling	Sample Location # 1	April 2016	Grab	06/28/2016	05/31/2016	07/12/2016	42
Tedesco's Sausage Shop	Sampling	Sample Location # 1	April 2016	Grab	05/19/2016	05/31/2016	06/06/2016	6
Tedesco's Sausage Shop	Sampling	Sample Location # 1	October 2016	Grab	12/13/2016	11/30/2016	01/09/2017	40
Tenares Supermarket	Sampling	Sample Location # 2	March 2016	Grab	04/14/2016	04/30/2016	05/12/2016	12
Tenares Supermarket	Sampling	Sample Location # 2	September 2016	Grab	10/29/2016	10/31/2016	11/30/2016	30
The Abbey	Sampling	Sample Location # 1	May 2016	Grab	07/25/2016	06/30/2016	08/05/2016	36
The Aesthetic Dental Studio of RI	Certification	Dental BMP Certification	January 2016	Not Applicable	Not Applicable	02/29/2016	03/03/2016	3
The Original Italian Bakery, Inc.	Sampling	Sample Location # 1	April 2016	Grab	04/20/2016	05/31/2016	10/11/2016	133
The Original Italian Bakery, Inc.	Sampling	Sample Location # 1	October 2016	Grab	01/18/2017	11/30/2016	01/31/2017	62
The Providence Mint, Inc.	Certification	Zero Discharge Certification	June 2016	Not Applicable	Not Applicable	07/31/2016	08/11/2016	11
Theresa Creations, Inc.	Certification	Zero Discharge Certification	June 2016	Not Applicable	Not Applicable	07/31/2016	08/15/2016	15
Three Way Meat Corporation	Sampling	Sample Location # 1	January 2016	Grab	01/27/2016	02/29/2016	03/03/2016	3
Three Way Meat Corporation	Sampling	Sample Location # 2	January 2016	Grab	01/27/2016	02/29/2016	03/03/2016	3
Times 2 Academy	Sampling	Sample Location # 1	October 2016	Grab	11/10/2016	11/30/2016	12/09/2016	9
Tortilleria el Quetzal	Sampling	Sample Location # 1	October 2016	Grab	12/19/2016	11/30/2016	01/06/2017	37
Tower Manufacturing Corp.	pH	Sample Location # 1	March 2016	Not Applicable	Not Applicable	04/30/2016	05/02/2016	2
Tower Manufacturing Corp.	pH	Sample Location # 1	April 2016	Not Applicable	Not Applicable	05/30/2016	06/02/2016	3
Tower Manufacturing Corp.	pH	Sample Location # 1	May 2016	Not Applicable	Not Applicable	06/30/2016	07/05/2016	5
Tower Manufacturing Corp.	pH	Sample Location # 1	July 2016	Not Applicable	Not Applicable	08/30/2016	09/02/2016	3
Tower Manufacturing Corp.	pH	Sample Location # 1	October 2016	Not Applicable	Not Applicable	11/30/2016	12/01/2016	1
Tower Manufacturing Corp.	pH	Sample Location # 1	December 2016	Not Applicable	Not Applicable	01/30/2017	02/01/2017	2
Travelers Auto Body, Inc.	Sampling	Sample Location # 1	April 2016	Grab	06/02/2016	05/31/2016	06/14/2016	14
U.S. Post Office - VMF	Sampling	Sample Location # 1	January 2016	Grab	02/01/2016	02/29/2016	03/11/2016	11
U.S. Post Office - VMF	Sampling	Sample Location # 1	July 2016	Grab	07/28/2016	08/31/2016	09/12/2016	12

Field's Point
Late Reports - 2016

Company	Report Type	Location	Month/Year Satisfied	Sample Type	Sample Date	Due Date	Received Date	Days Late
Umicore USA, Incorporated	pH	Sample Location # 1	January 2016	Not Applicable	Not Applicable	03/01/2016	03/14/2016	13
Umicore USA, Incorporated	pH	Sample Location # 2	January 2016	Not Applicable	Not Applicable	03/01/2016	03/14/2016	13
Umicore USA, Incorporated	pH	Sample Location # 3	January 2016	Not Applicable	Not Applicable	03/01/2016	03/14/2016	13
Unique Plating Company	pH	Sample Location # 1	November 2016	Not Applicable	Not Applicable	12/30/2016	01/03/2017	4
Universal Plating Company, Inc.	Sampling	Sample Location # 1	February 2016	Composite	02/18/2016	03/31/2016	04/22/2016	22
Universal Plating Company, Inc.	Sampling	Sample Location # 1	October 2016	Composite	10/12/2016	11/30/2016	12/27/2016	27
Universal Plating Company, Inc.	Sampling	Sample Location # 1	April 2016	Grab	04/13/2016	05/31/2016	06/23/2016	23
Universal Plating Company, Inc.	Sampling	Sample Location # 1	June 2016	Grab	06/13/2016	07/31/2016	08/24/2016	24
Universal Plating Company, Inc.	Sampling	Sample Location # 1	August 2016	Grab	08/18/2016	09/30/2016	10/24/2016	24
Universal Plating Company, Inc.	pH	Sample Location # 1	January 2016	Not Applicable	Not Applicable	03/01/2016	03/15/2016	14
Universal Plating Company, Inc.	pH	Sample Location # 1	February 2016	Not Applicable	Not Applicable	03/30/2016	04/22/2016	23
Universal Plating Company, Inc.	pH	Sample Location # 1	March 2016	Not Applicable	Not Applicable	04/30/2016	05/24/2016	24
Universal Plating Company, Inc.	pH	Sample Location # 1	April 2016	Not Applicable	Not Applicable	05/30/2016	06/23/2016	24
Universal Plating Company, Inc.	pH	Sample Location # 1	May 2016	Not Applicable	Not Applicable	06/30/2016	07/22/2016	22
Universal Plating Company, Inc.	pH	Sample Location # 1	June 2016	Not Applicable	Not Applicable	07/30/2016	08/24/2016	25
Universal Plating Company, Inc.	pH	Sample Location # 1	July 2016	Not Applicable	Not Applicable	08/30/2016	09/22/2016	23
Universal Plating Company, Inc.	pH	Sample Location # 1	August 2016	Not Applicable	Not Applicable	09/30/2016	10/24/2016	24
Universal Plating Company, Inc.	pH	Sample Location # 1	September 2016	Not Applicable	Not Applicable	10/30/2016	11/25/2016	26
Universal Plating Company, Inc.	pH	Sample Location # 1	October 2016	Not Applicable	Not Applicable	11/30/2016	12/27/2016	27
Universal Plating Company, Inc.	pH	Sample Location # 1	November 2016	Not Applicable	Not Applicable	12/30/2016	01/23/2017	24
Universal Shaped Wire	Certification	Zero Discharge Certification	January 2016	Not Applicable	Not Applicable	03/01/2016	03/21/2016	20
Universal Shaped Wire	Certification	Zero Discharge Certification	March 2016	Not Applicable	Not Applicable	04/30/2016	05/09/2016	9
Universal Shaped Wire	Certification	Zero Discharge Certification	May 2016	Not Applicable	Not Applicable	06/30/2016	07/14/2016	14
Universal Shaped Wire	Certification	Zero Discharge Certification	July 2016	Not Applicable	Not Applicable	08/30/2016	09/14/2016	15
Universal Shaped Wire	Certification	Zero Discharge Certification	September 2016	Not Applicable	Not Applicable	10/30/2016	11/29/2016	30
Universal Shaped Wire	Certification	Zero Discharge Certification	October 2016	Not Applicable	Not Applicable	11/30/2016	12/01/2016	1
VB Pizza, LLC	Sampling	Sample Location # 1	April 2016	Grab	06/08/2016	05/31/2016	06/27/2016	27
Venda Ravioli - Royal Little Drive	Sampling	Sample Location # 1	April 2016	Grab	05/12/2016	05/31/2016	05/31/2016	0
Victoria Bakery	Sampling	Sample Location # 1	April 2016	Grab	08/19/2016	05/31/2016	08/19/2016	80
V-Mart	Sampling	Sample Location # 1	April 2016	Grab	04/28/2016	05/31/2016	11/09/2016	162
Walsh's Auto Body and Sales, Inc.	Sampling	Sample Location # 1	July 2016	Grab	09/01/2016	08/31/2016	09/09/2016	9
Warren Jagger Photography, Inc.	Sampling	Sample Location # 1	July 2016	Grab	11/17/2016	08/31/2016	11/17/2016	78
Whole Foods Market Group, Inc.	Sampling	Sample Location # 1	April 2016	Grab	05/03/2016	05/31/2016	06/14/2016	14
WVCB	Certification	Zero Discharge Certification	April 2016	Not Applicable	Not Applicable	05/30/2016	06/07/2016	8
WVCB	Certification	Zero Discharge Certification	June 2016	Not Applicable	Not Applicable	07/30/2016	08/04/2016	5
WVCB	Certification	Zero Discharge Certification	August 2016	Not Applicable	Not Applicable	09/30/2016	10/07/2016	7
WVCB	Certification	Zero Discharge Certification	December 2016	Not Applicable	Not Applicable	01/30/2017	02/06/2017	7
Yang's Restaurant	Sampling	Sample Location # 1	April 2016	Grab	06/17/2016	05/31/2016	07/01/2016	31
Yang's Restaurant	Sampling	Sample Location # 1	October 2016	Grab	12/29/2016	11/30/2016	01/18/2017	49

USER REQUIREMENTS

FIELD'S POINT

Field's Point
User Requirements - 2016

Company	Submittal	Issue Date	Due Date	Received Date	Days Late
1871 Mineral Spring Corporation	Permit Application	02/02/2016	03/01/2016	02/09/2016	0
383 Corporation - First Floor	Permit Application	01/29/2016	02/26/2016	02/02/2016	0
383 Corporation - Second Floor	Permit Application	01/29/2016	02/26/2016	02/02/2016	0
383 Corporation - Third Floor	Permit Application	01/29/2016	02/26/2016	02/02/2016	0
401 Pizza, Inc.	Permit Application	12/14/2016	01/13/2017		34
A & F Plating Company	Permit Application	01/12/2016	02/12/2016	03/02/2016	0
A & F Plating Company	Other	04/12/2016	04/30/2016	04/27/2016	0
A Duie Pyle, Inc.	Resampling Results for _____	05/02/2016	06/24/2016	05/31/2016	0
A.N.I., LLC	Permit Application	06/08/2016	07/31/2016	07/22/2016	0
AS220 - Print Shop	Permit Application	09/09/2016	10/28/2016	11/14/2016	0
Admiral Suds Laundry	Permit Application	11/04/2016	12/02/2016	12/23/2016	0
Al Forno	Permit Application	12/09/2016	01/06/2017	02/03/2017	0
Al-Jac Produce	Permit Application	06/17/2016	07/15/2016	07/08/2016	0
Aluminum & Copper Recycling, Inc.	Signed Permit	05/04/2016	05/30/2016	05/09/2016	0
Alviti Link-All, Inc.	Permit Application	12/02/2016	01/16/2017	01/03/2017	0
Amy's Place	Permit Application	07/07/2016	08/31/2016		169
Angkor Restaurant	Process Plans	02/17/2016	03/15/2016	03/11/2016	0
Angkor Restaurant	Permit Application	02/17/2016	03/15/2016	03/11/2016	0
Angkor Restaurant	Pretreatment Plans	07/11/2016	08/31/2016	09/27/2016	0
Apac Tool, Inc.	Permit Application	04/05/2016	05/03/2016	07/12/2016	0
Apsara Asian Restaurant	Permit Application	06/17/2016	07/08/2016	09/29/2016	0
Arbor Hill Assisted Living	Permit Application	04/01/2016	04/29/2016	04/15/2016	0
Archangel Michael Inc.	Permit Application	12/30/2016	01/28/2017		19
Aspen Dental	Permit Application	05/20/2016	06/30/2016	06/02/2016	0
Augusta Street Kitchen	Permit Application	10/11/2016	11/07/2016	11/01/2016	0
Augusta Street Kitchen	Pretreatment Plans	10/11/2016	11/07/2016	11/01/2016	0
B-X Providence, LLC	Permit Application	01/29/2016	02/26/2016	02/15/2016	0
B-X Providence, LLC	Permit Application	03/22/2016	04/14/2016	05/12/2016	0
B-X Providence, LLC	Permit Application	03/22/2016	04/14/2016	05/12/2016	0
BL Restaurant Operations, LLC	Permit Application	05/06/2016	06/03/2016	08/19/2016	0
Baker Street Cafe LLC	Pretreatment Plans	01/12/2016	01/31/2016	02/15/2016	0
Baker Street Cafe LLC	Five Day Sampling Results	03/16/2016	06/09/2016	07/11/2016	0
Bannister Operations Associates, LLC	Permit Application	03/15/2016	04/15/2016	04/12/2016	0
Bay Foods, Inc.	Permit Application	05/20/2016	06/17/2016	05/26/2016	0
Bella's Jewelry	Sign & Return Report	03/17/2016	04/15/2016	03/22/2016	0
Bella's Jewelry	Signed Permit	06/27/2016	07/27/2016	08/26/2016	0
Bella's Jewelry	Signed Permit	08/29/2016	09/28/2016	11/10/2016	0
Benefit Dental Care, LLC	Permit Application	03/21/2016	04/30/2016	04/01/2016	0
Benefit Dental Care, LLC	Process Plans	03/21/2016	04/30/2016	04/11/2016	0
Best Eastern Chinese Restaurant	Repair Grease Trap	04/01/2016	05/23/2016	05/25/2016	0
Best Eastern Chinese Restaurant	Install Pretreatment System	04/01/2016	04/30/2016	05/25/2016	0
Blend, LLC	Permit Application	07/14/2016	08/25/2016	07/18/2016	0
Broad Street Little Caesars, LLC	Permit Application	05/16/2016	06/10/2016	05/23/2016	0
Brother's Famous Pizza	Permit Application	12/30/2016	01/28/2017	01/12/2017	0
Brown University - Central Heat Plant	Resampling Results for _____	05/11/2016	06/15/2016	06/09/2016	0
Brown University - Vartan Gregorian Quad	Permit Application	02/02/2016	03/15/2016	03/01/2016	0
Bucktown PVD LLC	Permit Application	07/22/2016	08/25/2016	01/17/2017	0
Butler Hospital	Resampling Results for _____	11/22/2016	01/13/2017		34
CAV Restaurant	Install Sample Location	04/22/2016	05/06/2016	05/12/2016	0
Cajun Luau	Permit Application	09/16/2016	10/14/2016	01/27/2017	0
Campus Pizza	Permit Application	06/13/2016	07/31/2016	06/20/2016	0
Capital Grille Holdings, Inc.	Repair Grease Trap	04/08/2016	04/30/2016	05/10/2016	0
Casa Mexico	Permit Application	02/22/2016	03/18/2016	03/25/2016	0
Cassarino's Restaurant	Permit Application	09/27/2016	10/27/2016	10/19/2016	0
Cavalry Vapor, LLC	Permit Application	03/10/2016	04/11/2016	04/01/2016	0
Celebrity Cleaners	Permit Application	02/05/2016	03/04/2016	03/03/2016	0
Centro America Ditribuidora Supermarket	Process Plans	05/06/2016	06/17/2016	05/23/2016	0
Centro America Ditribuidora Supermarket	Permit Application	05/06/2016	06/17/2016	05/18/2016	0
Centro America Ditribuidora Supermarket	Process Plans	06/08/2016	07/15/2016	09/08/2016	0
Charley PR Inc.	Permit Application	09/09/2016	10/28/2016	11/14/2016	0

Field's Point
User Requirements - 2016

Company	Submittal	Issue Date	Due Date	Received Date	Days Late
Chef Ho's	Permit Application	09/09/2016	10/28/2016	10/06/2016	0
Cheng's Kitchen	Permit Application	09/09/2016	10/28/2016	09/30/2016	0
Chez Pascal	Permit Application	07/05/2016	07/31/2016	08/01/2016	0
Chez Pascal	Process Plans	07/05/2016	07/31/2016	08/01/2016	0
Coin-Op - Providence	Permit Application	09/16/2016	10/14/2016	10/03/2016	0
Community College of RI	Sign & Return Report	05/06/2016	05/30/2016	06/27/2016	0
Contech Medical, Inc.	Permit Application	10/07/2016	11/07/2016	10/21/2016	0
Contract Specialties, Inc.	Permit Application	08/05/2016	09/05/2016	09/01/2016	0
Cook & Brown Public House, Ltd.	Repair Grease Trap	05/24/2016	06/30/2016	09/08/2016	0
Cox Communications, Inc. - FP Vault	Permit Application	04/05/2016	05/06/2016	05/20/2016	0
Crisloid, LLC	Permit Application	12/02/2016	01/16/2017		31
Cromwell Ventures, LLC	Pretreatment Plans	11/07/2016	11/25/2016	11/21/2016	0
D & D Chrome Plating	Permit Application	09/06/2016	10/06/2016	10/21/2016	0
D&D Coffee, Inc.	Permit Application	09/09/2016	10/28/2016	11/07/2016	0
DFI-EP, LLC	Resampling Results for _____	01/21/2016	03/11/2016	02/26/2016	0
DFI-EP, LLC	Other	02/22/2016	03/31/2016	04/22/2016	0
DFI-EP, LLC	Process Plans	03/11/2016	04/15/2016	05/31/2016	0
DFI-EP, LLC	Resampling Results for _____	09/28/2016	11/18/2016	10/13/2016	0
DFI-EP, LLC	Resampling Results for _____	09/28/2016	11/18/2016	10/13/2016	0
DFI-EP, LLC	Resampling Results for _____	09/28/2016	11/18/2016	10/13/2016	0
DFI-EP, LLC	Resampling Results for _____	09/28/2016	11/18/2016	10/13/2016	0
DFI-EP, LLC	Resampling Results for _____	10/13/2016	12/02/2016	12/28/2016	0
DFI-EP, LLC	Resampling Results for _____	10/13/2016	12/02/2016	12/28/2016	0
DFI-EP, LLC	Resampling Results for _____	10/13/2016	12/02/2016	12/28/2016	0
DFI-EP, LLC	Resampling Results for _____	10/13/2016	12/02/2016	12/28/2016	0
DFI-EP, LLC	Other	11/09/2016	11/30/2016	11/16/2016	0
Dean Auto Collision Center	Permit Application	09/09/2016	10/28/2016	11/16/2016	0
Designs International Inc.	Spill Control Plan	03/08/2016	04/08/2016	04/08/2016	0
Detroit Collision Center	Permit Application	08/30/2016	10/10/2016	10/13/2016	0
DiFruscia Industries, Inc.	Other	02/22/2016	03/31/2016	03/10/2016	0
Downcity Revitalization Fund I, LLC	Permit Application	04/19/2016	05/20/2016	05/16/2016	0
Dunkin Donuts (Providence Place Mall)	Permit Application	07/22/2016	08/19/2016	07/27/2016	0
Eagle Laundry Inc.	Analytical Results for _____	11/15/2016	12/30/2016	12/12/2016	0
Eastern Color & Chemical Co.	Resampling Results for _____	01/07/2016	02/26/2016	02/11/2016	0
Eastern Color & Chemical Co.	Resampling Results for _____	05/06/2016	06/24/2016	06/14/2016	0
Eastern Color & Chemical Co.	Permit Application	10/07/2016	11/07/2016	10/25/2016	0
Eastern Screw Company	Resampling Results for _____	03/01/2016	04/08/2016	04/29/2016	0
Eastern Screw Company	Resampling Results for _____	04/01/2016	05/27/2016	04/29/2016	0
Ebisu	Permit Application	02/10/2016	03/18/2016	03/21/2016	0
EI Eden Restaurant	Permit Application	06/08/2016	07/31/2016	08/10/2016	0
EI Mogote	Permit Application	11/04/2016	12/02/2016	11/25/2016	0
EI Rancho Grande	Permit Application	07/22/2016	08/19/2016	08/03/2016	0
EI Rey De Las Pupusas	Permit Application	01/15/2016	02/12/2016	02/23/2016	0
Elliot M. Robbins Funeral Home	Permit Application	12/09/2016	01/06/2017	12/27/2016	0
F&F Coffee House, Ltd.	Permit Application	07/12/2016	08/31/2016	09/26/2016	0
F. Saia Restaurants, Inc. LLC	Permit Application	03/23/2016	04/06/2016	03/31/2016	0
Fed-Rick Veal Company	Permit Application	03/11/2016	04/08/2016	08/10/2016	0
Food Corp	Permit Application	08/11/2016	09/01/2016	09/01/2016	0
Food For The Soul	Permit Application	09/09/2016	10/28/2016	11/30/2016	0
Froyo World	Permit Application	08/19/2016	09/16/2016	10/24/2016	0
Fuji Chen	Permit Application	09/16/2016	10/14/2016	01/27/2017	0
G. Tanury Plating Company	Other	01/11/2016	01/31/2016	02/04/2016	0
G. Tanury Plating Company	Resampling Results for _____	01/26/2016	03/18/2016	02/08/2016	0
G. Tanury Plating Company	Resampling Results for _____	01/26/2016	03/18/2016	03/11/2016	0
G. Tanury Plating Company	Resampling Results for _____	02/08/2016	04/01/2016	03/11/2016	0
G. Tanury Plating Company	Other	02/22/2016	03/31/2016	03/31/2016	0
G. Tanury Plating Company	Other	07/11/2016	07/29/2016	07/29/2016	0
G. Tanury Plating Company	Permit Application	08/05/2016	09/05/2016	08/24/2016	0
G. Tanury Plating Company	Resampling Results for _____	10/31/2016	12/23/2016	12/09/2016	0
G. Tanury Plating Company	Other	11/15/2016	12/15/2016	12/16/2016	0

Field's Point
User Requirements - 2016

Company	Submittal	Issue Date	Due Date	Received Date	Days Late
GIFU Providence, Inc.	Permit Application	09/16/2016	10/14/2016	11/07/2016	0
GQS Providence, Inc.	Permit Application	04/01/2016	07/01/2016	05/25/2016	0
Golden Crest Nursing Centre	Permit Application	02/02/2016	03/01/2016	02/11/2016	0
Golden Crest Nursing Centre	Install Pretreatment System	04/28/2016	06/30/2016	05/11/2016	0
Golden Pot, Inc.	Permit Application	03/16/2016	04/15/2016	04/14/2016	0
Greystone Auto Center	Other	04/28/2016	05/30/2016	06/10/2016	0
H and A Kitchen	Permit Application	01/29/2016	02/26/2016	04/18/2016	0
H&S Management, LLC	Permit Application	09/09/2016	10/28/2016	10/20/2016	0
Hamov- Hotov LLC	Pretreatment Plans	08/18/2016	11/18/2016	12/14/2016	0
Hei Place	Other	02/01/2016	02/26/2016	02/10/2016	0
Hei Place	Permit Application	10/07/2016	11/04/2016	11/21/2016	0
Himalayan Group, LLC	Permit Application	07/12/2016	08/31/2016	08/15/2016	0
Hoey-Arpin-Williams-King Funeral Home	Permit Application	11/17/2016	12/15/2016	12/29/2016	0
Hope Creamery	Permit Application	06/10/2016	07/29/2016	08/05/2016	0
Hopkins Manor Ltd	Permit Application	01/29/2016	02/26/2016	02/16/2016	0
Hot Club	Permit Application	07/05/2016	07/22/2016	08/03/2016	0
Housing Authority of the City of Prov.	Permit Application	02/02/2016	03/01/2016	03/02/2016	0
Hudson Street Deli, LLC	Permit Application	06/08/2016	10/31/2016	11/29/2016	0
Hurd Auto Mall LLC	Permit Application	05/06/2016	06/03/2016	05/17/2016	0
IGT	Permit Application	09/27/2016	10/27/2016	11/15/2016	0
Ideal Plating & Polishing Co., Inc.	Other	02/04/2016	02/29/2016	02/17/2016	0
India House Inc.	Repair Grease Trap	11/02/2016	12/02/2016	11/23/2016	0
International Chromium Plating	Permit Application	01/12/2016	03/04/2016	03/04/2016	0
Ira Green, Inc.	Other	06/09/2016	07/31/2016	07/21/2016	0
Istanbul Gourmet Market, LLC	Permit Application	11/04/2016	12/02/2016	11/15/2016	0
Italia, LLC	Repair Grease Trap	01/26/2016	03/15/2016	03/08/2016	0
Italian Dessert Service Import, Inc.	Repair Grease Trap	07/18/2016	08/25/2016	08/01/2016	0
J & W - Cuisinart Center for Culinary Excellence	Permit Application	11/15/2016	12/13/2016	12/12/2016	0
J & W Xavier Academics Center	Permit Application	05/06/2016	06/03/2016	05/26/2016	0
J & W-Harborside Academics	Permit Application	05/20/2016	06/17/2016	05/26/2016	0
J.H. Realty	Permit Application	12/02/2016	01/15/2017		32
JC Gorham Co.	Other	01/11/2016	01/30/2016	01/22/2016	0
JC Gorham Co.	Other	07/11/2016	07/30/2016	09/26/2016	0
JERA Providence LLC	Process Plans	02/05/2016	02/29/2016	04/12/2016	0
JERA Providence LLC	Permit Application	02/05/2016	02/29/2016	04/12/2016	0
JERA Providence LLC	Permit Application	04/12/2016	05/15/2016	04/20/2016	0
JERA Providence LLC	Pretreatment Plans	04/12/2016	05/15/2016	04/20/2016	0
JJ Group, Inc.	Permit Application	08/19/2016	09/16/2016	08/29/2016	0
JMA Inc.	Permit Application	02/16/2016	03/18/2016	03/03/2016	0
JR's Providence, LLC	Permit Application	03/16/2016	04/13/2016	07/12/2016	0
JR's Providence, LLC	Pretreatment Plans	03/16/2016	04/13/2016	07/12/2016	0
Janu Two, Inc.	Permit Application	02/05/2016	03/15/2016	03/15/2016	0
Jeanette's Bakery	Permit Application	09/09/2016	10/28/2016	10/31/2016	0
Johnston Express Wash, LLC	40 CFR 136 Notification	06/02/2016	06/08/2016	06/13/2016	0
Johnston Senior Center	Permit Application	02/02/2016	03/01/2016	03/09/2016	0
KVRH Foods Inc.	Permit Application	07/06/2016	08/02/2016	10/03/2016	0
Ken Rocha Collision, LLC	Resampling Results for _____	05/13/2016	08/01/2016	06/30/2016	0
Kentucky Fried Chicken (Johnston)	Permit Application	03/22/2016	04/19/2016	04/27/2016	0
King Restaurant, Inc.	Permit Application	09/16/2016	10/14/2016	09/23/2016	0
Koi Japanese Restaurant	Install Pretreatment System	07/29/2016	08/31/2016	09/07/2016	0
Koi Japanese Restaurant	Install Pretreatment System	09/23/2016	10/14/2016		125
L.A. Baileys	Permit Application	09/09/2016	10/28/2016	10/17/2016	0
L/M Taco RI	Permit Application	01/15/2016	02/12/2016	02/22/2016	0
LC Enterprises Inc.	Permit Application	05/05/2016	06/03/2016	06/02/2016	0
LC Enterprises Inc.	Pretreatment Plans	07/06/2016	08/09/2016	08/10/2016	0
LCP Providence Hotel Investment	Permit Application	03/11/2016	04/08/2016	05/10/2016	0
LCP Providence Hotel Investment	Other	12/05/2016	01/09/2017	12/19/2016	0
La Poblanita Carniceria Mexicana	Install Pretreatment System	04/01/2016	04/30/2016	04/28/2016	0
La Poblanita Carniceria Mexicana	Install Sample Location	05/20/2016	05/31/2016	05/29/2016	0
La Poblanita Carniceria Mexicana	Repair Grease Trap	05/20/2016	05/31/2016	05/27/2016	0

Field's Point
User Requirements - 2016

Company	Submittal	Issue Date	Due Date	Received Date	Days Late
La Poblanita Carniceria Mexicana	Resampling Results for _____	05/26/2016	06/23/2016	05/19/2016	0
La Poblanita Carniceria Mexicana	Resampling Results for _____	05/26/2016	07/07/2016		224
La Poblanita Carniceria Mexicana	Resampling Results for _____	05/26/2016	06/30/2016	06/01/2016	0
La Poblanita Carniceria Mexicana	Resampling Results for _____	05/26/2016	07/14/2016		217
La Roca Restaurant	Permit Application	12/27/2016	01/27/2017	01/27/2017	0
La Rueda Restaurant	Repair Grease Trap	02/04/2016	03/04/2016	05/26/2016	0
LaSalle Bakery	Permit Application	03/30/2016	05/13/2016	05/31/2016	0
Los Andes Restaurant	Repair Grease Trap	03/11/2016	05/31/2016	05/31/2016	0
Los Andes Restaurant	Pretreatment Plans	06/08/2016	10/31/2016	12/12/2016	0
M. G. Motors Inc.	Permit Application	05/20/2016	06/17/2016	05/26/2016	0
Magic Gas & Carwash, Inc.	Permit Application	05/17/2016	06/14/2016	07/20/2016	0
Mahr Federal Inc.	Permit Application	08/05/2016	09/05/2016	08/31/2016	0
Mainelli Tool & Die, Inc.	Signed Permit	04/18/2016	05/15/2016	04/20/2016	0
Maru-Ken, Inc.	Permit Application	02/16/2016	03/18/2016	04/29/2016	0
Maru-Ken, Inc.	Pretreatment Plans	05/13/2016	06/13/2016	08/02/2016	0
McCormick & Schmick Restaurant	Repair Grease Trap	08/12/2016	09/16/2016	09/27/2016	0
Meast, LLC	Permit Application	08/17/2016	09/16/2016	10/17/2016	0
Meast, LLC	Repair Grease Trap	11/07/2016	12/16/2016		62
Meeting Street	Permit Application	03/22/2016	04/19/2016	04/12/2016	0
Metallurgical Solutions, Inc.	Resampling Results for _____	02/11/2016	03/31/2016	04/27/2016	0
Mills Coffee Roasting Co.	Permit Application	09/09/2016	10/28/2016	09/19/2016	0
Mills Tavern	Permit Application	06/10/2016	07/29/2016	11/23/2016	0
Monahan-Drabble-Sherman	Permit Application	12/02/2016	01/02/2017	12/12/2016	0
Monarch Metal Finishing, Inc.	Resampling Results for _____	10/03/2016	11/21/2016	10/28/2016	0
Monarch Metal Finishing, Inc.	Resampling Results for _____	11/02/2016	12/16/2016	10/28/2016	0
Moses Brown School	Pretreatment Plans	06/30/2016	07/31/2016	06/30/2016	0
Mount Pleasant High School	Permit Application	08/02/2016	08/30/2016	01/10/2017	0
Mutual Metals/Mutual Cornell	Permit Application	06/24/2016	07/22/2016	12/07/2016	0
My Car, Incorporated	Permit Application	03/11/2016	04/08/2016	03/24/2016	0
NNC of Rhode Island, Inc.	Permit Application	02/05/2016	03/04/2016	02/24/2016	0
Narragansett Electric - Melrose Chiller	Permit Application	12/01/2016	12/31/2016	01/13/2017	0
Narragansett Improvement Co.	Permit Application	06/24/2016	07/22/2016	06/30/2016	0
Narragansett Jewelry	Other	02/19/2016	08/30/2016	07/19/2016	0
Narragansett Jewelry	Spill Control Plan	03/15/2016	04/15/2016	04/22/2016	0
Naseeb Corporation	Permit Application	07/28/2016	09/15/2016	12/15/2016	0
New Wing Kee B-B-Q & Poultry	Permit Application	06/10/2016	07/29/2016	09/13/2016	0
Nicks on Broadway	Permit Application	03/11/2016	04/08/2016	03/31/2016	0
Noodles 102	Permit Application	03/17/2016	05/31/2016	05/23/2016	0
Number One Cleaners RI 2016, Inc.	Permit Application	07/07/2016	08/15/2016	08/10/2016	0
OV's Restaurant	Permit Application	09/27/2016	10/27/2016	10/06/2016	0
Orbit Energy Rhode Island, LLC.	Other	02/25/2016	03/31/2016	03/14/2016	0
Orbit Energy Rhode Island, LLC.	Other	02/25/2016	03/31/2016	03/14/2016	0
Orbit Energy Rhode Island, LLC.	Toxic Organic/Solvent Mgt Plan	07/25/2016	08/25/2016	10/17/2016	0
Orbit Energy Rhode Island, LLC.	Spill Control Plan	07/25/2016	08/25/2016	10/17/2016	0
Orbit Energy Rhode Island, LLC.	Other	07/25/2016	09/30/2016	10/05/2016	0
Orbit Energy Rhode Island, LLC.	Spill Control Plan	10/20/2016	11/30/2016		78
P.R.I. XVIII, L.P.	Permit Application	05/17/2016	06/14/2016	05/23/2016	0
PRII, LP	Permit Application	09/09/2016	10/28/2016	09/16/2016	0
Panera Bread	Permit Application	03/11/2016	04/08/2016	03/24/2016	0
Papa Gino's	Permit Application	05/20/2016	06/17/2016	08/12/2016	0
Parkview Bakery Cafe	Permit Application	08/11/2016	09/26/2016	08/01/2016	0
Paul Cuffee High School	Permit Application	12/09/2016	01/06/2017	01/09/2017	0
Persimmon Restaurant, LLC	Permit Application	03/23/2016	05/01/2016	04/13/2016	0
Persimmon Restaurant, LLC	Pretreatment Plans	04/25/2016	05/20/2016	04/27/2016	0
Pho Horn's Inc.	Permit Application	03/11/2016	04/08/2016	07/07/2016	0
Pilgrim Screw Corporation	Resampling Results for _____	02/03/2016	03/23/2016	03/16/2016	0
Pilgrim Screw Corporation	Resampling Results for _____	02/03/2016	03/16/2016	03/03/2016	0
Pilgrim Screw Corporation	Resampling Results for _____	02/03/2016	03/09/2016	03/03/2016	0
Pilgrim Screw Corporation	Resampling Results for _____	02/03/2016	03/02/2016	02/17/2016	0
Pitos Restaurant I	Permit Application	05/27/2016	06/24/2016	07/15/2016	0

Field's Point
User Requirements - 2016

Company	Submittal	Issue Date	Due Date	Received Date	Days Late
Pizza J	Permit Application	03/22/2016	04/30/2016	04/26/2016	0
Pizza Palace	Repair Grease Trap	01/05/2016	02/05/2016	02/05/2016	0
Pizza Pie Er	Permit Application	02/05/2016	03/04/2016	02/25/2016	0
Princess and Sons Three, LLC	Permit Application	01/19/2016	03/01/2016	02/02/2016	0
Providence Coal Fired Pizza	Permit Application	11/04/2016	12/30/2016		48
Providence College-Power Plant	Resampling Results for _____	11/03/2016	12/30/2016	11/21/2016	0
Providence College-Power Plant	Resampling Results for _____	11/22/2016	01/13/2017	12/14/2016	0
Providence Community Health Centers, Inc	Process Plans	01/19/2016	02/15/2016	01/29/2016	0
Providence Place Pockets	Permit Application	05/06/2016	06/03/2016	06/27/2016	0
Providence Specialty Products	Other	03/01/2016	03/30/2016	03/30/2016	0
Providence Specialty Products	Resampling Results for _____	04/14/2016	05/12/2016	05/26/2016	0
Providence Specialty Products	Resampling Results for _____	04/14/2016	05/19/2016	05/26/2016	0
Providence Specialty Products	Resampling Results for _____	05/27/2016	07/08/2016	07/14/2016	0
Providence Specialty Products	Resampling Results for _____	05/27/2016	07/01/2016	07/14/2016	0
Providence Specialty Products	Resampling Results for _____	05/27/2016	07/15/2016	07/14/2016	0
Providence Specialty Products	Resampling Results for _____	05/27/2016	06/24/2016	07/14/2016	0
Providence Specialty Products	Resampling Results for _____	07/15/2016	09/02/2016	07/14/2016	0
Providence Specialty Products	Other	07/28/2016	08/31/2016	08/31/2016	0
Providence Specialty Products	Resampling Results for _____	07/28/2016	09/12/2016	08/17/2016	0
Providence Specialty Products	Resampling Results for _____	08/23/2016	10/07/2016	11/09/2016	0
Providence Specialty Products	Resampling Results for _____	08/23/2016	08/23/2016	10/07/2016	0
Providence Specialty Products	Other	09/15/2016	09/30/2016	09/29/2016	0
Providence Specialty Products	Resampling Results for _____	11/18/2016	01/06/2017	01/23/2017	0
Quality Beef Co., Inc.	Permit Application	05/20/2016	06/17/2016	05/26/2016	0
R. E. Sturdy Company, Inc.	Other	01/21/2016	02/29/2016	02/26/2016	0
R. E. Sturdy Company, Inc.	Resampling Results for _____	02/04/2016	03/23/2016	03/31/2016	0
R.I. Beef & Veal, Inc	Permit Application	06/24/2016	07/22/2016	08/12/2016	0
R.I.P.T.A. - 750 Elmwood	Resampling Results for _____	02/22/2016	03/31/2016	03/17/2016	0
RI Mt Fuji Inc.	Permit Application	08/19/2016	09/16/2016	10/24/2016	0
RISD-Colonial Apartments	Permit Application	02/19/2016	03/18/2016	03/08/2016	0
Rangina, Inc.	Permit Application	07/28/2016	08/26/2016	09/08/2016	0
Ray's Laundry & Cleaners	Permit Application	07/22/2016	08/19/2016	09/14/2016	0
Red Ginger	Permit Application	01/19/2016	02/16/2016	06/16/2016	0
Restaurant Mexico Garibaldi	Permit Application	03/11/2016	04/08/2016	03/31/2016	0
Reyes Food Market	Chain of Custody Documentation	05/20/2016	05/30/2016	07/19/2016	0
Rhode Island Favorite Chicken III, LLC	Permit Application	06/10/2016	07/29/2016	08/12/2016	0
Rhode Island Heat Treating Co.	Permit Application	03/11/2016	04/11/2016	05/06/2016	0
Rhode Island Resource Recovery Corp.	Resampling Results for _____	11/28/2016	01/13/2017	12/29/2016	0
Rita's Pizza	Permit Application	07/13/2016	08/10/2016	12/07/2016	0
Roma LLC	Permit Application	03/11/2016	04/08/2016	05/06/2016	0
Ron's Pastry Gourmet	Permit Application	11/15/2016	12/13/2016		65
Ruby Thai Providence Place, Inc.	Repair Grease Trap	03/22/2016	04/15/2016	06/24/2016	0
Ruby Tuesday #4628	Pump Grease Trap	05/17/2016	06/17/2016	08/15/2016	0
Ruby, Inc.	Repair Grease Trap	03/08/2016	03/30/2016	04/08/2016	0
Russell J. Boyle & Son	Permit Application	09/09/2016	10/28/2016	12/01/2016	0
Ryan Health Center, Inc.	Permit Application	11/04/2016	12/02/2016	12/05/2016	0
SWG Promotions, LLC	Permit Application	08/19/2016	09/16/2016	11/04/2016	0
Saint Elizabeth Assisted Living	Permit Application	07/22/2016	08/19/2016	09/08/2016	0
Sakura Restaurant, Inc.	Permit Application	07/07/2016	08/31/2016	08/31/2016	0
Sal's Bakery	Permit Application	06/08/2016	07/31/2016	08/22/2016	0
Sam's New York System	Permit Application	05/20/2016	06/17/2016	07/07/2016	0
Sam's New York System	Pump Grease Trap	08/29/2016	09/23/2016	09/12/2016	0
Sans Gluten Artisan Bakery	Permit Application	06/13/2016	07/31/2016	08/10/2016	0
Saptagiri LLC	Permit Application	12/02/2016	01/02/2017	01/17/2017	0
Say Cheese	Permit Application	03/11/2016	04/11/2016	05/24/2016	0
Say Cheese	Pretreatment Plans	06/17/2016	07/08/2016	09/02/2016	0
Seven Sisters Restaurant	Repair Grease Trap	05/24/2016	06/21/2016	07/13/2016	0
Seven Stars Bakery (Broadway)	Permit Application	09/16/2016	10/14/2016	10/27/2016	0
Shore's Market, Inc.	Permit Application	06/07/2016	07/05/2016	06/27/2016	0
Shore's Market, Inc.	Other	07/20/2016	08/05/2016	07/25/2016	0

Field's Point
User Requirements - 2016

Company	Submittal	Issue Date	Due Date	Received Date	Days Late
Silvershell Hospitality Services	Permit Application	02/19/2016	03/18/2016	03/28/2016	0
Silvershell Hospitality Services	Repair Grease Trap	04/08/2016	04/30/2016	05/09/2016	0
Smith Street Donuts, Inc	Permit Application	06/07/2016	07/08/2016	07/11/2016	0
South Beach Cafe	Permit Application	06/08/2016	10/31/2016		108
South Street Landing	Permit Application	06/17/2016	12/16/2016	12/22/2016	0
Specialty Cleansing Company	Permit Application	06/17/2016	07/31/2016	08/03/2016	0
Stop & Shop Supermarket #722	40 CFR 136 Notification	08/19/2016	09/16/2016	08/22/2016	0
Stop & Shop Supermarket #724	40 CFR 136 Notification	08/19/2016	09/16/2016	08/22/2016	0
Stop & Shop Supermarket #725	40 CFR 136 Notification	08/19/2016	09/16/2016	08/22/2016	0
Sugarman-Sinai Memorial Chapel	Permit Application	05/13/2016	06/10/2016	06/06/2016	0
Sunny Days Carpet Cleaning	Permit Application	11/17/2016	12/16/2016	12/01/2016	0
Surface Coatings Division, MFB LLC	Permit Application	06/24/2016	07/22/2016	07/29/2016	0
Surface Coatings Division, MFB LLC	Other	07/19/2016	08/12/2016	08/11/2016	0
Surface Coatings Division, MFB LLC	Other	11/10/2016	11/30/2016	11/30/2016	0
Swash Autowash, LLC	Permit Application	03/21/2016	04/18/2016	03/31/2016	0
Taco Bell	Permit Application	09/09/2016	10/28/2016	09/30/2016	0
Taqueria Al Son De Mi Barrio	Repair Grease Trap	10/11/2016	01/13/2017	02/03/2017	0
Taste of India	Permit Application	03/17/2016	04/30/2016	04/11/2016	0
Teriyaki House	Repair Grease Trap	04/27/2016	05/20/2016	05/13/2016	0
Teriyaki House	Permit Application	05/06/2016	06/03/2016	06/02/2016	0
The Aesthetic Dental Studio of RI	Permit Application	02/11/2016	03/07/2016	03/03/2016	0
The District	Permit Application	08/22/2016	09/22/2016	08/22/2016	0
The District	Pretreatment Plans	08/31/2016	09/22/2016	10/24/2016	0
The District	Permit Application	08/31/2016	09/22/2016	09/19/2016	0
The Dorrance, LLC	Permit Application	05/20/2016	06/30/2016	07/14/2016	0
The Dorrance, LLC	Other	08/03/2016	08/31/2016	10/19/2016	0
The Dorrance, LLC	Other	11/22/2016	12/09/2016		69
The Duck and Bunny	Permit Application	07/07/2016	08/31/2016	09/16/2016	0
The Merit, LLC	Permit Application	08/11/2016	09/30/2016	09/23/2016	0
The Providence Mint, Inc.	Permit Application	01/22/2016	02/19/2016	02/18/2016	0
The Sandwich Hut	Process Plans	02/11/2016	03/15/2016	03/04/2016	0
The Sandwich Hut	Permit Application	02/11/2016	03/15/2016	03/04/2016	0
The Sandwich Hut	Pretreatment Plans	04/07/2016	05/15/2016	05/17/2016	0
The Sandwich Hut	Install Pretreatment System	06/07/2016	07/05/2016	08/11/2016	0
The Washroom	Permit Application	12/02/2016	01/16/2017		31
Tokyo Restaurant	Permit Application	01/29/2016	02/26/2016	03/18/2016	0
Top of the Hill LLC	Permit Application	05/13/2016	06/10/2016	05/31/2016	0
Toro	Permit Application	07/13/2016	08/03/2016	08/11/2016	0
Trattoria Zooma	Repair Grease Trap	04/05/2016	04/25/2016	05/31/2016	0
Travelers Auto Body, Inc.	Permit Application	02/05/2016	03/04/2016	02/22/2016	0
True Bagels	Permit Application	01/29/2016	02/26/2016	02/29/2016	0
Umicore USA, Incorporated	Permit Application	10/07/2016	12/09/2016	12/06/2016	0
Unique Plating Company	Resampling Results for _____	01/21/2016	03/11/2016	03/24/2016	0
Unique Plating Company	Resampling Results for _____	12/07/2016	01/27/2017	12/12/2016	0
Universal Plating Company, Inc.	Other	04/12/2016	04/30/2016	04/29/2016	0
University Foot Center - Smith Street	Permit Application	09/09/2016	10/28/2016	09/19/2016	0
University of Rhode Island- Shepard Bldg	Permit Application	02/09/2016	03/11/2016	03/08/2016	0
V-Mart	Permit Application	01/15/2016	02/12/2016	02/25/2016	0
Virginia & Spanish Peanut Co.	Sign & Return Report	08/12/2016	08/30/2016	08/18/2016	0
WaraWara	Pretreatment Plans	02/05/2016	02/29/2016	03/04/2016	0
WaraWara	Permit Application	02/05/2016	02/29/2016	03/04/2016	0
Waterman Grill, LLC	Permit Application	06/07/2016	07/05/2016	07/27/2016	0
Wendy's International, Inc. (Charles)	Permit Application	02/19/2016	03/18/2016	04/13/2016	0
West Fountain, LLC	Permit Application	05/31/2016	06/30/2016	07/18/2016	0
West River Cafe, LLC	Repair Grease Trap	10/12/2016	11/11/2016	11/15/2016	0
Whole Foods Market Group, Inc.	Resampling Results for _____	09/30/2016	11/18/2016	11/30/2016	0
Whole Foods Market, Inc.	Resampling Results for _____	06/14/2016	08/02/2016	08/10/2016	0
Whole Foods Market, Inc.	Permit Application	11/15/2016	12/13/2016	12/05/2016	0
Wickenden Pub	Permit Application	07/08/2016	08/31/2016	09/22/2016	0
Women & Infants' Hospital	Other	03/21/2016	04/15/2016	04/12/2016	0

Field's Point
User Requirements - 2016

Company	Submittal	Issue Date	Due Date	Received Date	Days Late
Women & Infants' Hospital	Permit Application	05/12/2016	06/17/2016	05/23/2016	0
Women and Infants-Kilguss Lab	Permit Application	05/12/2016	06/17/2016	05/23/2016	0
Wow BBQ	Pretreatment Plans	08/02/2016	08/31/2016	08/11/2016	0
Wow BBQ	Permit Application	08/02/2016	08/31/2016	08/11/2016	0
Yan's Cuisine	Permit Application	04/18/2016	05/31/2016	08/05/2016	0
Yawalux Corporation	Permit Application	06/08/2016	07/31/2016	01/12/2017	0
Zoe's Cafe	Pretreatment Plans	10/03/2016	12/30/2016		48

USER LATE REPORTS

BUCKLIN POINT

Bucklin Point
Late Reports - 2016

Company	Report Type	Location	Month/Year Satisfied	Sample Type	Sample Date	Due Date	Received Date	Days Late
3 Flags Bakery	Sampling	Sample Location # 1	March 2016	Grab	04/11/2016	04/30/2016	05/13/2016	13
3 Flags Bakery	Sampling	Sample Location # 1	September 2016	Grab	10/25/2016	10/31/2016	11/17/2016	17
A.T. Cross Company	Sampling	Sample Location # 2	April 2016	Grab	04/01/2016	05/31/2016	06/03/2016	3
Accent Plating Company	pH	Sample Location # 1	March 2016	Not Applicable	Not Applicable	04/30/2016	05/04/2016	4
Accent Plating Company	pH	Sample Location # 1	July 2016	Not Applicable	Not Applicable	08/30/2016	09/12/2016	13
Accent Plating Company	pH	Sample Location # 1	August 2016	Not Applicable	Not Applicable	09/30/2016	10/17/2016	17
Accent Plating Company	pH	Sample Location # 1	October 2016	Not Applicable	Not Applicable	11/30/2016	12/12/2016	12
Accent Plating Company	pH	Sample Location # 1	November 2016	Not Applicable	Not Applicable	12/30/2016	01/03/2017	4
Accu-Care Supply	pH	Sample Location # 1	March 2016	Not Applicable	Not Applicable	04/30/2016	05/02/2016	2
Air Filtration Systems	Sampling	Sample Location # 1	October 2016	Grab	10/31/2016	11/30/2016	12/12/2016	12
Allstate Restaurant Equipment	Sampling	Sample Location # 1	April 2016	Grab	04/18/2016	05/31/2016	06/10/2016	10
Angelica Textile Service	Sampling	Sample Location # 1	October 2016	Composite	10/13/2016	11/30/2016	12/05/2016	5
ArtVac Corporation	Sampling	Sample Location # 1	January 2016	Grab	01/01/2016	02/29/2016	03/09/2016	9
Bachini's Bakery	Sampling	Sample Location # 1	November 2016	Grab	01/10/2017	12/31/2016	01/26/2017	26
Bernardo Manufacturing	pH	Sample Location # 1	June 2016	Not Applicable	Not Applicable	07/30/2016	08/21/2016	22
Bernardo Manufacturing	pH	Sample Location # 1	September 2016	Not Applicable	Not Applicable	10/30/2016	11/03/2016	4
Bernardo Manufacturing	pH	Sample Location # 1	December 2016	Not Applicable	Not Applicable	01/30/2017	01/31/2017	1
Blackstone Dental	Certification	Dental BMP Certification	May 2016	Not Applicable	Not Applicable	06/30/2016	07/12/2016	12
Blackstone Market	Sampling	Sample Location # 1	April 2016	Grab	06/15/2016	05/31/2016	06/27/2016	27
Blackstone Market	Sampling	Sample Location # 1	October 2016	Grab	12/14/2016	11/30/2016	12/22/2016	22
Bliss Manufacturing Co., Inc.	pH	Sample Location # 1	March 2016	Not Applicable	Not Applicable	04/30/2016	05/02/2016	2
Bullard Abrasives Inc	Sampling	Sample Location # 1	September 2016	Grab	10/22/2016	10/31/2016	11/07/2016	7
Cala Fruit Distributors, Inc.	Sampling	Sample Location # 1	January 2016	Grab	06/22/2016	02/29/2016	07/07/2016	129
Cala Fruit Distributors, Inc.	Sampling	Sample Location # 1	July 2016	Grab	11/29/2016	08/31/2016	01/19/2017	141
Catanzaros Food Products, Inc.	Sampling	Sample Location # 1	January 2016	Grab	04/01/2016	02/29/2016	05/13/2016	74
Catanzaros Food Products, Inc.	Sampling	Sample Location # 1	July 2016	Grab	10/12/2016	08/31/2016	10/25/2016	55
Central Auto Radiator, Inc.	Sampling	Sample Location # 1	April 2016	Grab	04/30/2016	05/31/2016	06/16/2016	16
Central Auto Radiator, Inc.	Sampling	Sample Location # 1	October 2016	Grab	10/31/2016	11/30/2016	12/05/2016	5
Central Auto Radiator, Inc.	pH	Sample Location # 1	February 2016	Not Applicable	Not Applicable	03/30/2016	03/31/2016	1
Central Auto Radiator, Inc.	pH	Sample Location # 1	March 2016	Not Applicable	Not Applicable	04/30/2016	05/09/2016	9
Central Auto Radiator, Inc.	pH	Sample Location # 1	June 2016	Not Applicable	Not Applicable	07/30/2016	08/05/2016	6
Central Auto Radiator, Inc.	pH	Sample Location # 1	August 2016	Not Applicable	Not Applicable	09/30/2016	10/11/2016	11
Central Auto Radiator, Inc.	pH	Sample Location # 1	November 2016	Not Applicable	Not Applicable	12/30/2016	01/20/2017	21
Cintas Corporation	Sampling	Sample Location # 1	September 2016	Composite	09/26/2016	10/31/2016	10/31/2016	0
Cintas Corporation	pH	Sample Location # 1	September 2016	Not Applicable	Not Applicable	10/30/2016	10/31/2016	1
City of Pawtucket - Public Works	Sampling	Sample Location # 1	July 2016	Grab	07/12/2016	08/31/2016	09/07/2016	7
City of Pawtucket - Public Works	Sampling	Sample Location # 1	October 2016	Grab	11/11/2016	11/30/2016	12/05/2016	5

Bucklin Point
Late Reports - 2016

Company	Report Type	Location	Month/Year Satisfied	Sample Type	Sample Date	Due Date	Received Date	Days Late
Colonial Motor Sales, Inc.	Sampling	Sample Location # 1	January 2016	Grab	05/05/2016	02/29/2016	05/24/2016	85
Colonial Motor Sales, Inc.	Sampling	Sample Location # 1	July 2016	Grab	08/01/2016	08/31/2016	09/16/2016	16
Comfort Dental II	Certification	Dental BMP Certification	April 2016	Not Applicable	Not Applicable	05/31/2016	06/08/2016	8
Conopco, Inc. (Site #1)	Sampling	Sample Location # 1	July 2016	Composite	07/11/2016	08/31/2016	09/02/2016	2
Conopco, Inc. (Site #1)	Sampling	Sample Location # 1	September 2016	Composite	09/06/2016	10/31/2016	11/02/2016	2
Conopco, Inc. (Site #1)	Sampling	Sample Location # 1	November 2016	Composite	11/21/2016	12/31/2016	01/13/2017	13
Conopco, Inc. (Site #2)	Sampling	Sample Location # 1	July 2016	Composite	07/11/2016	08/31/2016	09/02/2016	2
Conopco, Inc. (Site #2)	Sampling	Sample Location # 1	September 2016	Composite	09/06/2016	10/31/2016	11/02/2016	2
Conopco, Inc. (Site #2)	Sampling	Sample Location # 1	November 2016	Composite	11/21/2016	12/31/2016	01/13/2017	13
Crooked Current Brewery	Sampling	Sample Location # 1	April 2016	Grab	06/16/2016	05/31/2016	06/28/2016	28
Crown Collision Center	Sampling	Sample Location # 1	January 2016	Grab	03/24/2016	02/29/2016	03/30/2016	30
Crown Collision Center	Sampling	Sample Location # 1	July 2016	Grab	09/08/2016	08/31/2016	09/19/2016	19
D. Miller's Auto Body	Sampling	Sample Location # 1	July 2016	Grab	07/29/2016	08/31/2016	10/13/2016	43
Darlene Group	pH	Sample Location # 1	August 2016	Not Applicable	Not Applicable	09/30/2016	10/13/2016	13
Dave's Marketplace	Sampling	Sample Location # 1	July 2016	Grab	08/12/2016	08/31/2016	09/21/2016	21
Denison Acquisition Company, LLC	Sampling	Sample Location # 1	July 2016	Grab	07/20/2016	08/31/2016	09/12/2016	12
Diamond Hill Dental, Inc.	Certification	Dental BMP Certification	July 2016	Not Applicable	Not Applicable	08/31/2016	09/08/2016	8
Dr. Anita N. Vasvani, D.M.D.	Certification	Dental BMP Certification	March 2016	Not Applicable	Not Applicable	04/30/2016	05/10/2016	10
Dr. John B. DeMello	Certification	Dental BMP Certification	June 2016	Not Applicable	Not Applicable	07/31/2016	08/15/2016	15
Drs. Ward and Vaudry	Certification	Dental BMP Certification	June 2016	Not Applicable	Not Applicable	07/31/2016	08/09/2016	9
Eaton Corporation	Sampling	Sample Location # 1	January 2016	Composite	01/22/2016	02/29/2016	03/04/2016	4
Eaton Corporation	Sampling	Sample Location # 2	January 2016	Composite	01/22/2016	02/29/2016	03/04/2016	4
Enterprise Rent-A-Car of R.I. (Broadway)	Sampling	Sample Location # 1	October 2016	Grab	10/31/2016	11/30/2016	12/01/2016	1
Foolproof Brewing Co., LLC	Sampling	Sample Location # 1	January 2016	Grab	01/21/2016	02/29/2016	05/05/2016	66
Foolproof Brewing Co., LLC	Sampling	Sample Location # 1	July 2016	Grab	09/15/2016	08/31/2016	10/27/2016	57
Frank Lizotte's Glass Co., Inc.	Sampling	Sample Location # 1	October 2016	Grab	10/31/2016	11/30/2016	12/09/2016	9
Guatemex Bakery	Sampling	Sample Location # 1	April 2016	Grab	06/16/2016	05/31/2016	07/11/2016	41
Highridge Swim & Tennis Club	Sampling	Sample Location # 1	July 2016	Grab	07/25/2016	08/31/2016	09/14/2016	14
HM Vincent, DMD, LLC	Certification	Dental BMP Certification	December 2016	Not Applicable	Not Applicable	01/31/2017	02/03/2017	3
Hope Global	Sampling	Sample Location # 1	October 2016	Composite	10/13/2016	11/30/2016	12/09/2016	9
Hope Global	Sampling	Sample Location # 2	October 2016	Grab	10/13/2016	11/30/2016	12/09/2016	9
Hord Crystal Corporation	Sampling	Sample Location # 1	February 2016	Grab	02/01/2016	03/31/2016	04/06/2016	6
Hord Crystal Corporation	pH	Sample Location # 1	February 2016	Not Applicable	Not Applicable	03/30/2016	04/06/2016	7
Hord Crystal Corporation	pH	Sample Location # 1	September 2016	Not Applicable	Not Applicable	10/30/2016	11/07/2016	8
HP Services, Inc.	pH	Sample Location # 1	May 2016	Not Applicable	Not Applicable	06/30/2016	07/05/2016	5
Impact Custom Apparel, LLC	Sampling	Sample Location # 1	April 2016	Grab	06/24/2016	05/31/2016	07/12/2016	42
Impact Custom Apparel, LLC	Sampling	Sample Location # 1	October 2016	Grab	11/07/2016	11/30/2016	12/12/2016	12

Bucklin Point
Late Reports - 2016

Company	Report Type	Location	Month/Year Satisfied	Sample Type	Sample Date	Due Date	Received Date	Days Late
International Market Cafe'	Sampling	Sample Location # 1	April 2016	Grab	05/23/2016	05/31/2016	06/06/2016	6
International Market Cafe'	Sampling	Sample Location # 1	October 2016	Grab	12/09/2016	11/30/2016	12/19/2016	19
International Meat Market	Sampling	Sample Location # 1	April 2016	Grab	05/23/2016	05/31/2016	06/06/2016	6
International Meat Market	Sampling	Sample Location # 1	October 2016	Grab	11/28/2016	11/30/2016	12/08/2016	8
International Meat Market	Sampling	Sample Location # 2	April 2016	Grab	05/23/2016	05/31/2016	06/06/2016	6
International Meat Market	Sampling	Sample Location # 2	October 2016	Grab	11/28/2016	11/30/2016	12/08/2016	8
J.I.F. Investment Co., Inc.	Sampling	Sample Location # 1	April 2016	Grab	04/27/2016	05/31/2016	06/07/2016	7
JAR Bakers Supply	Sampling	Sample Location # 1	April 2016	Grab	06/06/2016	05/31/2016	07/20/2016	50
John H. Collins & Sons Company	pH	Sample Location # 1	April 2016	Not Applicable	Not Applicable	05/30/2016	05/31/2016	1
K&W Webbing Company	Sampling	Sample Location # 1	October 2016	Grab	10/25/2016	11/30/2016	12/05/2016	5
K&W Webbing Company	pH	Sample Location # 1	January 2016	Not Applicable	Not Applicable	03/01/2016	03/10/2016	9
K&W Webbing Company	pH	Sample Location # 1	February 2016	Not Applicable	Not Applicable	03/30/2016	04/08/2016	9
K&W Webbing Company	pH	Sample Location # 1	July 2016	Not Applicable	Not Applicable	08/30/2016	09/01/2016	2
K&W Webbing Company	pH	Sample Location # 1	September 2016	Not Applicable	Not Applicable	10/30/2016	11/04/2016	5
K&W Webbing Company	pH	Sample Location # 1	October 2016	Not Applicable	Not Applicable	11/30/2016	12/05/2016	5
K&W Webbing Company	pH	Sample Location # 1	December 2016	Not Applicable	Not Applicable	01/30/2017	01/31/2017	1
Lincoln Dental Associates, Inc.	Certification	Dental BMP Certification	February 2016	Not Applicable	Not Applicable	03/31/2016	05/16/2016	46
Luciano and Sons	Sampling	Sample Location # 1	August 2016	Grab	08/01/2016	09/30/2016	10/19/2016	19
M & M NY System	Sampling	Sample Location # 1	January 2016	Grab	03/16/2016	02/29/2016	04/04/2016	35
M & M NY System	Sampling	Sample Location # 1	July 2016	Grab	09/11/2016	08/31/2016	11/14/2016	75
Madison Cutting Tool	pH	Sample Location # 1	January 2016	Not Applicable	Not Applicable	03/01/2016	03/29/2016	28
Materion Technical Materials, Inc.	Sampling	Sample Location # 1	October 2016	Composite	10/03/2016	11/30/2016	12/01/2016	1
Materion Technical Materials, Inc.	pH	Sample Location # 1	October 2016	Not Applicable	Not Applicable	11/30/2016	12/01/2016	1
Materion Technical Materials, Inc.	Sampling	Sample Location # 2	October 2016	Composite	10/03/2016	11/30/2016	12/01/2016	1
Memorial Hospital of RI	Sampling	Sample Location # 1	April 2016	Grab	04/26/2016	05/31/2016	06/07/2016	7
Memorial Hospital of RI	Sampling	Sample Location # 1	October 2016	Grab	10/31/2016	11/30/2016	12/15/2016	15
Memorial Hospital of RI	Sampling	Sample Location # 2	April 2016	Grab	04/26/2016	05/31/2016	06/07/2016	7
Memorial Hospital of RI	Sampling	Sample Location # 3	April 2016	Grab	04/26/2016	05/31/2016	06/07/2016	7
Memorial Hospital of RI	Sampling	Sample Location # 4	April 2016	Grab	04/26/2016	05/31/2016	06/07/2016	7
Mercury Print & Mail Company, Inc	Sampling	Sample Location # 1	April 2016	Grab	06/15/2016	05/31/2016	06/29/2016	29
Michael Healy Designs, Inc.	Certification	Zero Discharge Certification	January 2016	Not Applicable	Not Applicable	03/01/2016	03/03/2016	2
Michael Healy Designs, Inc.	Certification	Zero Discharge Certification	July 2016	Not Applicable	Not Applicable	08/30/2016	09/07/2016	8
Michael Healy Designs, Inc.	Certification	Zero Discharge Certification	October 2016	Not Applicable	Not Applicable	11/30/2016	12/22/2016	22
Michael's Meats	Sampling	Sample Location # 1	January 2016	Grab	04/05/2016	02/29/2016	04/25/2016	56
Michael's Meats	Sampling	Sample Location # 1	July 2016	Grab	09/26/2016	08/31/2016	11/02/2016	63
Microfibres, Inc.	Sampling	Sample Location # 1	January 2016	Composite	01/05/2016	02/29/2016	04/18/2016	49
Microfibres, Inc.	pH	Sample Location # 1	January 2016	Not Applicable	Not Applicable	03/01/2016	04/18/2016	48

Bucklin Point
Late Reports - 2016

Company	Report Type	Location	Month/Year Satisfied	Sample Type	Sample Date	Due Date	Received Date	Days Late
Mirror Image	Sampling	Sample Location # 1	April 2016	Grab	06/02/2016	05/31/2016	06/22/2016	22
New England Linen Supply, Inc.	pH	Sample Location # 1	September 2016	Not Applicable	Not Applicable	10/30/2016	10/31/2016	1
North American Salt & Fresh Fish Corp.	Sampling	Sample Location # 1	January 2016	Grab	03/07/2016	02/29/2016	03/10/2016	10
North American Salt & Fresh Fish Corp.	Sampling	Sample Location # 1	July 2016	Grab	09/22/2016	08/31/2016	10/19/2016	49
Orion Retail	Sampling	Sample Location # 1	January 2016	Grab	01/15/2016	02/29/2016	03/03/2016	3
Patriot Textiles, Inc.	pH	Sample Location # 1	June 2016	Not Applicable	Not Applicable	07/30/2016	08/09/2016	10
Paul G. Roque, DDS	Certification	Dental BMP Certification	November 2016	Not Applicable	Not Applicable	12/31/2016	01/17/2017	17
Pawtucket Lion Pizza, Inc.	Sampling	Sample Location # 1	April 2016	Grab	06/08/2016	05/31/2016	06/29/2016	29
Pawtucket Power Associates	Sampling	Sample Location # 1	October 2016	Composite	11/23/2016	11/30/2016	12/22/2016	22
Pawtucket Power Associates	Sampling	Sample Location # 4	October 2016	Composite	11/23/2016	11/30/2016	12/22/2016	22
Pedro Teixeira, DDS	Certification	Dental BMP Certification	January 2016	Not Applicable	Not Applicable	02/29/2016	03/14/2016	14
Philip J. Calabro, D.M.D.	Certification	Dental BMP Certification	April 2016	Not Applicable	Not Applicable	05/31/2016	06/09/2016	9
PMG Inc.	Sampling	Sample Location # 1	August 2016	Grab	10/20/2016	09/30/2016	10/20/2016	20
PMG Inc.	Sampling	Sample Location # 2	August 2016	Grab	10/20/2016	09/30/2016	10/20/2016	20
R & D Manufacturing, Inc.	Certification	Zero Discharge Certification	March 2016	Not Applicable	Not Applicable	04/30/2016	05/03/2016	3
R & D Manufacturing, Inc.	Certification	Zero Discharge Certification	May 2016	Not Applicable	Not Applicable	06/30/2016	07/13/2016	13
R & D Manufacturing, Inc.	Certification	Zero Discharge Certification	July 2016	Not Applicable	Not Applicable	08/30/2016	09/23/2016	24
R & D Manufacturing, Inc.	Certification	Zero Discharge Certification	September 2016	Not Applicable	Not Applicable	10/30/2016	11/21/2016	22
Rhode Island Textile Company	pH	Sample Location # 1	February 2016	Not Applicable	Not Applicable	03/30/2016	04/13/2016	14
Rhode Island Textile Company	pH	Sample Location # 1	May 2016	Not Applicable	Not Applicable	06/30/2016	07/15/2016	15
Rhode Island Textile Company	pH	Sample Location # 1	July 2016	Not Applicable	Not Applicable	08/30/2016	09/19/2016	20
Richmond Motor Sales, Inc.	Sampling	Sample Location # 1	October 2016	Grab	10/31/2016	11/30/2016	12/01/2016	1
RIDCO Casting Co.	pH	Sample Location # 1	December 2016	Not Applicable	Not Applicable	01/30/2017	01/31/2017	1
Sewrite Embroidery	Sampling	Sample Location # 1	October 2016	Grab	10/28/2016	11/30/2016	12/05/2016	5
Simmering Soup Kitchen, LLC	Sampling	Sample Location # 1	April 2016	Grab	07/12/2016	05/31/2016	07/12/2016	42
Sonid LLC	Sampling	Sample Location # 1	April 2016	Grab	06/10/2016	05/31/2016	07/11/2016	41
Stop & Shop Supermarket #704	Sampling	Sample Location # 1	June 2016	Grab	06/13/2016	07/31/2016	08/01/2016	1
Stop & Shop Supermarket #710	Sampling	Sample Location # 1	June 2016	Grab	06/13/2016	07/31/2016	08/01/2016	1
Stop & Shop Supermarket #712	Sampling	Sample Location # 1	June 2016	Grab	06/13/2016	07/31/2016	08/01/2016	1
Summit Manufacturing Corporation	Sampling	Sample Location # 1	April 2016	Composite	04/29/2016	05/31/2016	05/31/2016	0
Summit Manufacturing Corporation	Sampling	Sample Location # 1	June 2016	Composite	06/30/2016	07/31/2016	08/05/2016	5
Summit Manufacturing Corporation	Sampling	Sample Location # 1	November 2016	Composite	11/30/2016	12/31/2016	01/12/2017	12
Summit Manufacturing Corporation	pH	Sample Location # 1	April 2016	Not Applicable	Not Applicable	05/30/2016	05/31/2016	1
Summit Manufacturing Corporation	pH	Sample Location # 1	June 2016	Not Applicable	Not Applicable	07/30/2016	08/05/2016	6
Swissline Precision, LLC.	Sampling	Sample Location # 1	January 2016	Grab	12/31/2015	02/29/2016	03/09/2016	9
Swissline Precision, LLC.	Sampling	Sample Location # 1	July 2016	Grab	06/30/2016	08/31/2016	09/07/2016	7
Tedor Pharma Inc.	Sampling	Sample Location # 1	January 2016	Grab	01/22/2016	02/29/2016	03/04/2016	4

Bucklin Point
Late Reports - 2016

Company	Report Type	Location	Month/Year Satisfied	Sample Type	Sample Date	Due Date	Received Date	Days Late
Teknor Apex - Mendon	Sampling	Sample Location # 1	October 2016	Grab	10/04/2016	11/30/2016	12/07/2016	7
Teknor Apex Co.	Sampling	Sample Location # 1	October 2016	Composite	10/06/2016	11/30/2016	12/07/2016	7
Teknor Apex Co.	Sampling	Sample Location # 3	October 2016	Grab	10/06/2016	11/30/2016	12/07/2016	7
Texcel Industries, Inc.	pH	Sample Location # 1	November 2016	Not Applicable	Not Applicable	12/30/2016	01/09/2017	10
The Okonite Company	Sampling	Sample Location # 1	November 2016	Composite	11/04/2016	12/31/2016	01/04/2017	4
The Seabra Group, LLC	Sampling	Sample Location # 2	March 2016	Grab	04/15/2016	04/30/2016	05/02/2016	2
The Seabra Group, LLC	Sampling	Sample Location # 2	March 2016	Grab	04/29/2016	04/30/2016	05/09/2016	9
The Stop & Shop Supermarket Co. LLC	Sampling	Sample Location # 1	June 2016	Grab	06/13/2016	07/31/2016	08/01/2016	1
Tiffany and Company	pH	Sample Location # 1	August 2016	Not Applicable	Not Applicable	09/30/2016	10/03/2016	3
Top Shell LLC	Sampling	Sample Location # 1	April 2016	Grab	10/14/2016	05/31/2016	10/31/2016	153
V. George Rustigian Rugs, Inc	pH	Sample Location # 1	January 2016	Not Applicable	Not Applicable	03/01/2016	03/11/2016	10
V. George Rustigian Rugs, Inc	pH	Sample Location # 1	February 2016	Not Applicable	Not Applicable	03/30/2016	04/14/2016	15
V. George Rustigian Rugs, Inc	pH	Sample Location # 1	April 2016	Not Applicable	Not Applicable	05/30/2016	05/31/2016	1
V. George Rustigian Rugs, Inc	pH	Sample Location # 2	January 2016	Not Applicable	Not Applicable	03/01/2016	03/11/2016	10
V. George Rustigian Rugs, Inc	pH	Sample Location # 2	February 2016	Not Applicable	Not Applicable	03/30/2016	04/14/2016	15
V. George Rustigian Rugs, Inc	pH	Sample Location # 2	April 2016	Not Applicable	Not Applicable	05/30/2016	05/31/2016	1
V. George Rustigian Rugs, Inc	pH	Sample Location # 3	January 2016	Not Applicable	Not Applicable	03/01/2016	03/11/2016	10
V. George Rustigian Rugs, Inc	pH	Sample Location # 3	February 2016	Not Applicable	Not Applicable	03/30/2016	04/14/2016	15
V. George Rustigian Rugs, Inc	pH	Sample Location # 3	April 2016	Not Applicable	Not Applicable	05/30/2016	05/31/2016	1
Village Press	Sampling	Sample Location # 1	July 2016	Grab	07/13/2016	08/31/2016	09/12/2016	12
Wardwell Braiding Machine Company	Sampling	Sample Location # 1	January 2016	Grab	03/07/2016	02/29/2016	03/07/2016	7
Wardwell Braiding Machine Company	Sampling	Sample Location # 1	July 2016	Grab	09/13/2016	08/31/2016	09/13/2016	13
Weeden Street Associates, LLC	Sampling	Sample Location # 1	January 2016	Grab	02/22/2016	02/29/2016	03/02/2016	2
Weeden Street Associates, LLC	Sampling	Sample Location # 1	July 2016	Grab	07/21/2016	08/31/2016	09/08/2016	8
Wildtree Herbs, Inc.	Sampling	Sample Location # 1	January 2016	Grab	03/16/2016	02/29/2016	03/24/2016	24
Wildtree Herbs, Inc.	Sampling	Sample Location # 2	January 2016	Grab	03/16/2016	02/29/2016	03/24/2016	24
Wildtree Herbs, Inc.	Sampling	Sample Location # 3	January 2016	Grab	01/01/2016	02/29/2016	03/29/2016	29
William B. Chan DMD	Certification	Dental BMP Certification	October 2016	Not Applicable	Not Applicable	11/30/2016	12/07/2016	7
Xelapan Bakery and Convenience	Sampling	Sample Location # 1	June 2016	Grab	08/03/2016	07/31/2016	08/17/2016	17
Xelapan Bakery and Convenience	Sampling	Sample Location # 1	December 2016	Grab	01/18/2017	01/31/2017	01/31/2017	0
Zaccagnini's Pastry Shoppe	Sampling	Sample Location # 1	October 2016	Grab	10/24/2016	11/30/2016	12/01/2016	1

USER REQUIREMENTS

BUCKLIN POINT

Bucklin Point
User Requirements - 2016

User Name	Submittal	Issue Date	Due Date	Received Date	Days Late
Accent Plating Company	Resampling Results for _____	12/01/2016	01/20/2017	01/13/2017	0
Air Filtration Systems	Process Plans	04/20/2016	06/15/2016	06/10/2016	0
Air Filtration Systems	Pretreatment Plans	04/20/2016	06/15/2016	06/10/2016	0
Air Filtration Systems	Spill Control Plan	04/20/2016	05/30/2016	06/15/2016	0
Air Filtration Systems	Permit Application	04/20/2016	05/30/2016	06/15/2016	0
Air Filtration Systems	Permit Application	04/20/2016	06/15/2016	06/10/2016	0
Air Filtration Systems	Signed Permit	07/18/2016	08/15/2016	07/26/2016	0
All Star Pizza	Permit Application	06/14/2016	07/15/2016	08/15/2016	0
All Star Pizza	Install Pretreatment System	09/27/2016	10/14/2016	10/24/2016	0
Amanda's Kitchen	Permit Application	06/07/2016	07/05/2016	07/13/2016	0
Andrew's Bistro	Repair Grease Trap	10/20/2016	11/25/2016	11/16/2016	0
Apple Valley Kenco, Inc.	Pump Grease Trap	05/17/2016	06/10/2016	05/26/2016	0
Armando & Sons Meat Market	Resampling Results for _____	02/09/2016	03/31/2016	04/22/2016	0
Asia Restaurants, Inc.	Permit Application	09/09/2016	10/28/2016	11/18/2016	0
Aspen Aerogels Rhode Island, LLC	Other	08/01/2016	08/15/2016	08/11/2016	0
Attleboro- Cumberland Oral Surgeons, Inc	Permit Application	09/08/2016	09/30/2016	10/03/2016	0
B. Pinelli's Simply Italian	Permit Application	07/22/2016	08/19/2016	10/14/2016	0
Bake My Day- Broad Street	Permit Application	06/29/2016	07/31/2016	09/06/2016	0
Best Eastern Chinese Restaurant	Permit Application	03/31/2016	04/07/2016	04/21/2016	0
Bliss Manufacturing Co., Inc.	Resampling Results for _____	12/05/2016	12/30/2016	12/29/2016	0
Blue Line Septic, LLC	Permit Application	08/02/2016	09/05/2016	10/20/2016	0
Broadway Diner	Permit Application	01/11/2016	02/29/2016	04/13/2016	0
Bullard Abrasives Inc	Permit Application	07/22/2016	08/22/2016	07/27/2016	0
Chelo's Restaurant	Permit Application	05/06/2016	06/03/2016	05/31/2016	0
Chelo's Restaurant	Pump Grease Trap	05/17/2016	06/10/2016	08/01/2016	0
Chemart Company	Resampling Results for _____	10/17/2016	12/09/2016	11/14/2016	0
Chemart Company	Resampling Results for _____	10/17/2016	12/09/2016	11/14/2016	0
Chemart Company	Resampling Results for _____	11/15/2016	01/06/2017	12/08/2016	0
Chemart Company	Permit Application	12/02/2016	01/20/2017	01/17/2017	0
Chengdu Taste Inc. (New)	Other	12/07/2016	01/06/2017	01/10/2017	0
China House	Repair Grease Trap	04/08/2016	04/30/2016	09/22/2016	0
Classsick Custom	Permit Application	04/19/2016	05/31/2016	05/23/2016	0
Club Sport Uniao Madeirence	Permit Application	06/10/2016	07/29/2016	07/07/2016	0
Conopco, Inc. (Site #1)	Permit Application	02/05/2016	05/30/2016	04/22/2016	0
Conopco, Inc. (Site #2)	Permit Application	02/05/2016	05/30/2016	04/22/2016	0
Cox Communications, Inc. - BP Vault	Permit Application	04/05/2016	05/06/2016	05/20/2016	0
Cumberland Public Schools	Permit Application	08/19/2016	09/16/2016	09/12/2016	0
DIP, Inc.	Pump Grease Trap	10/14/2016	11/11/2016	12/08/2016	0
DJ Providence Co., LLC	Permit Application	03/11/2016	04/08/2016	04/08/2016	0
Darlington Assisted Living Center	Other	04/19/2016	05/13/2016	05/10/2016	0
Darlington Assisted Living Center	Permit Application	10/07/2016	11/04/2016	11/23/2016	0
Denison Acquisition Company, LLC	Permit Application	09/06/2016	10/21/2016	10/24/2016	0
Denison Acquisition Company, LLC	Resampling Results for _____	09/20/2016	11/11/2016	10/31/2016	0
Denison Acquisition Company, LLC	Resampling Results for _____	10/31/2016	12/23/2016	10/27/2016	0
Dental Associates of Cumberland, Inc.	Permit Application	09/09/2016	10/28/2016	12/16/2016	0
Dexter Car Wash, Inc.	Permit Application	05/13/2016	06/15/2016	05/27/2016	0
Dexter Car Wash, Inc.	Pretreatment Plans	05/13/2016	06/15/2016	05/27/2016	0
Dexter Laundromat, Inc.	Permit Application	05/13/2016	06/13/2016	05/20/2016	0
Dominican Supermarket	Permit Application	10/24/2016	11/25/2016	02/02/2017	0
Double Dragon	Repair Grease Trap	03/09/2016	04/13/2016	05/09/2016	0
Dunkin Donuts - Cumberland	Permit Application	08/04/2016	08/30/2016	09/07/2016	0
East Providence Fire Station #3	Resampling Results for _____	02/25/2016	04/13/2016	05/09/2016	0
Eaton Corporation	Resampling Results for _____	05/26/2016	07/07/2016	06/15/2016	0
Eaton Corporation	Resampling Results for _____	05/26/2016	07/14/2016	06/15/2016	0
Eaton Corporation	Resampling Results for _____	05/26/2016	06/30/2016	06/15/2016	0

Bucklin Point
User Requirements - 2016

User Name	Submittal	Issue Date	Due Date	Received Date	Days Late
Eaton Corporation	Resampling Results for _____	05/26/2016	06/23/2016	05/24/2016	0
Ecological Fibers, Inc.	Other	03/18/2016	04/15/2016	04/18/2016	0
Ecological Fibers, Inc.	Other	04/26/2016	06/15/2016	06/14/2016	0
Ecological Fibers, Inc.	Engineering Study	06/20/2016	07/31/2016	08/01/2016	0
Ecological Fibers, Inc.	Engineering Study	08/04/2016	08/30/2016	08/30/2016	0
Ecological Fibers, Inc.	Resampling Results for _____	08/16/2016	09/30/2016	08/23/2016	0
Ecological Fibers, Inc.	Engineering Study	10/05/2016	10/31/2016	11/01/2016	0
Express Panda	Permit Application	03/21/2016	04/30/2016	05/16/2016	0
Express Panda	Pretreatment Plans	06/17/2016	07/31/2016	08/05/2016	0
Extreme Clean Laundry, Inc.	Permit Application	03/11/2016	04/08/2016	03/24/2016	0
Farm Fresh RI	Permit Application	06/22/2016	07/29/2016	07/29/2016	0
Fitness International LLC	Seal Floor Drains	02/26/2016	03/25/2016	03/11/2016	0
Freeway Laundry IV	Permit Application	05/06/2016	06/06/2016	07/14/2016	0
Fuller Packaging, Inc.	Permit Application	06/10/2016	07/29/2016	06/27/2016	0
Garden Grille	Permit Application	05/06/2016	06/03/2016	07/14/2016	0
Garden Meat Market, LLC	Permit Application	07/01/2016	07/22/2016	08/11/2016	0
Garfield Social Club	Permit Application	11/15/2016	12/13/2016	12/05/2016	0
Garrity Pub & Restaurant	Permit Application	09/09/2016	10/28/2016	02/14/2017	0
Generations	Permit Application	06/10/2016	07/29/2016	08/18/2016	0
Geneva Apartments, LP	Permit Application	02/02/2016	03/01/2016	02/12/2016	0
HP Services, Inc.	How to Comply	11/01/2016	11/30/2016	11/28/2016	0
Hark's Hadwin Street Cafe	Permit Application	08/19/2016	10/14/2016	10/19/2016	0
Hibachi Grill Supreme Buffet Inc.	Permit Application	05/20/2016	06/17/2016	05/31/2016	0
Honey Dew Donuts	Permit Application	12/02/2016	01/16/2017		31
Hope Springs Eternal LLC	Permit Application	03/22/2016	04/18/2016	08/18/2016	0
Hydro Dulce	Permit Application	07/21/2016	08/31/2016	08/19/2016	0
Hydro Dulce	Pretreatment Plans	07/21/2016	08/31/2016	08/19/2016	0
Interplex Engineered Products, Inc.	Permit Application	08/05/2016	09/02/2016	08/25/2016	0
Investment Donuts	Permit Application	06/17/2016	08/29/2016	08/03/2016	0
J and K Restaurant	Repair Grease Trap	11/07/2016	12/09/2016		69
J.I.F. Investment Co., Inc.	Permit Application	01/07/2016	01/31/2016	01/22/2016	0
JH Davis, LLC.	Signed Permit	08/23/2016	09/19/2016	09/30/2016	0
JKM Enterprises, LLC	Permit Application	01/29/2016	02/26/2016	02/29/2016	0
Jin Hua Chinese Restaurant, Inc.	Permit Application	09/16/2016	10/14/2016	09/26/2016	0
K&W Webbing Company	Resampling Results for _____	05/16/2016	07/15/2016	07/05/2016	0
KMN LLC	Permit Application	03/29/2016	04/29/2016	06/01/2016	0
Keefe Funeral Home, Inc.	Permit Application	11/15/2016	12/13/2016	01/12/2017	0
LMP Enterprises	Repair Grease Trap	08/23/2016	09/23/2016	09/22/2016	0
La Arepa	Permit Application	06/10/2016	07/29/2016	08/05/2016	0
Laundromax	Permit Application	03/15/2016	04/12/2016	05/09/2016	0
Leedon Webbing Co., Inc.	Permit Application	09/16/2016	10/14/2016	10/20/2016	0
Leedon Webbing Co., Inc.	Permit Application	10/20/2016	11/17/2016	10/27/2016	0
Lil & Gene's Restaurant	Permit Application	04/18/2016	05/13/2016	06/14/2016	0
Lil & Gene's Restaurant	Pretreatment Plans	07/08/2016	08/04/2016		196
Lincoln Fine Ingredients	Resampling Results for _____	03/08/2016	04/29/2016	05/23/2016	0
Lonsdale Elementary School	Pretreatment Plans	04/28/2016	05/23/2016	08/01/2016	0
Lonsdale Elementary School	Permit Application	04/28/2016	05/23/2016	08/01/2016	0
Lonsdale Super Wash	Permit Application	03/11/2016	04/08/2016	04/07/2016	0
Lucky Chen	Permit Application	12/09/2016	01/06/2017	01/09/2017	0
Lucky Chen Corp 2	Permit Application	12/09/2016	01/06/2017	01/27/2017	0
Lucky Laundry	Permit Application	09/08/2016	10/07/2016	10/07/2016	0
M & M NY System	Sign & Return Report	04/11/2016	04/30/2016	04/18/2016	0
Magerry, Inc.	Permit Application	04/18/2016	05/13/2016	05/13/2016	0
Magerry, Inc.	Pretreatment Plans	07/08/2016	09/04/2016	10/27/2016	0
Main Street Market, Inc.	Resampling Results for _____	02/03/2016	03/30/2016	03/11/2016	0

Bucklin Point
User Requirements - 2016

User Name	Submittal	Issue Date	Due Date	Received Date	Days Late
Main Street Market, Inc.	Resampling Results for _____	02/03/2016	02/03/2016	03/30/2016	0
Manville Cleaning Center	Permit Application	02/16/2016	03/15/2016	03/31/2016	0
Manville Palace Pizza	Permit Application	04/18/2016	05/13/2016	05/12/2016	0
Materion Technical Materials, Inc.	Permit Application	01/12/2016	02/29/2016	02/26/2016	0
Matos Bakery	Permit Application	03/25/2016	04/22/2016	04/08/2016	0
Medcure	Permit Application	07/19/2016	08/19/2016	09/07/2016	0
Mei King Restaurant	Permit Application	04/18/2016	05/13/2016	05/02/2016	0
Memorial Hospital of RI	Other	07/06/2016	07/30/2016	08/01/2016	0
Mineral Enterprises Inc.	Permit Application	02/02/2016	03/01/2016	02/09/2016	0
Ming Garden, Inc.	Repair Grease Trap	03/09/2016	05/06/2016	07/21/2016	0
Ming Garden, Inc.	Permit Application	08/19/2016	09/16/2016	09/02/2016	0
Moon Star Chinese Restaurant	Repair Grease Trap	08/12/2016	09/09/2016	10/04/2016	0
Motown Pizza, LLC	Permit Application	07/22/2016	08/19/2016	08/19/2016	0
My Daddy's Pizza	Permit Application	03/09/2016	04/08/2016	05/09/2016	0
New England Linen Supply, Inc.	Resampling Results for _____	03/08/2016	04/29/2016	05/06/2016	0
New England Linen Supply, Inc.	Resampling Results for _____	10/31/2016	12/31/2016	01/30/2017	0
New Hong Kong	Permit Application	01/22/2016	02/29/2016	03/22/2016	0
North American Salt & Fresh Fish Corp.	Permit Application	05/13/2016	06/10/2016	06/28/2016	0
Northeast Knitting, Inc.	Permit Application	06/10/2016	07/29/2016	09/22/2016	0
O'Neill Funeral Home	Permit Application	05/06/2016	06/03/2016	06/03/2016	0
Oak Hill Health & Rehabilitation Center	Repair Grease Trap	07/25/2016	08/26/2016	08/22/2016	0
Ocean Fresh Seafood Market Corp.	Permit Application	01/29/2016	02/15/2016	03/15/2016	0
Ocean State Cesspool, Inc.	Permit Application	03/14/2016	04/11/2016	04/25/2016	0
Orion Retail	Permit Application	07/22/2016	08/22/2016	07/28/2016	0
Our Place on North Broadway	Pump Grease Trap	05/31/2016	06/24/2016	07/20/2016	0
Packaging Graphics, LLC	Resampling Results for _____	05/10/2016	06/15/2016	06/09/2016	0
Papa Gino's-Lincoln Mall	Permit Application	03/11/2016	04/08/2016	07/12/2016	0
Patriot Textiles, Inc.	Resampling Results for _____	04/20/2016	06/10/2016	06/07/2016	0
Pawtucket Lion Pizza, Inc.	Permit Application	10/07/2016	11/04/2016	11/04/2016	0
Pawtucket Little Caesars, LLC	Permit Application	03/17/2016	04/30/2016	05/17/2016	0
Pedro Teixeira, DDS	Sign & Return Report	04/11/2016	04/30/2016	04/21/2016	0
Poppy's Family Restaurant	Permit Application	07/22/2016	08/19/2016	07/28/2016	0
Printmakers, Inc.	Permit Application	12/02/2016	01/16/2017	12/27/2016	0
Pulcinella, LLC	Permit Application	05/17/2016	06/14/2016	07/15/2016	0
Quality Gerontological Services, Inc.	Permit Application	06/10/2016	07/29/2016	07/20/2016	0
R.B. Fast Food Inc.	Pretreatment Plans	05/13/2016	08/02/2016	08/05/2016	0
R.B. Fast Food Inc.	Permit Application	05/13/2016	08/02/2016	08/01/2016	0
Rand Whitney Southeast Container, LLC	Resampling Results for _____	11/03/2016	12/30/2016	01/20/2017	0
Ribatejo Fish Market	Repair Grease Trap	08/15/2016	09/19/2016	10/18/2016	0
Riviera Inn	Permit Application	03/22/2016	04/19/2016	04/28/2016	0
Rumford Dental	Permit Application	10/07/2016	11/07/2016	11/09/2016	0
Rustigian Rugs - Meeting	Permit Application	09/13/2016	10/31/2016	11/18/2016	0
Scituate Cesspool, Inc.	Permit Application	10/07/2016	11/04/2016	10/14/2016	0
Seven Stars Bakery - Pawtucket	Permit Application	02/19/2016	03/18/2016	03/09/2016	0
Shaydan Inc.	Repair Grease Trap	06/29/2016	09/09/2016	02/10/2017	0
Starsani Pizza	Permit Application	07/06/2016	08/02/2016	08/01/2016	0
Starsani Pizza	Pretreatment Plans	07/06/2016	08/02/2016	08/01/2016	0
Stop & Shop Supermarket #704	40 CFR 136 Notification	08/19/2016	09/16/2016	08/22/2016	0
Stop & Shop Supermarket #710	Resampling Results for _____	04/19/2016	05/31/2016	04/29/2016	0
Stop & Shop Supermarket #712	40 CFR 136 Notification	08/19/2016	09/16/2016	08/22/2016	0
Subway Restaurant	Permit Application	03/11/2016	04/08/2016	03/30/2016	0
Subway-Broad Street	Permit Application	03/22/2016	04/19/2016	04/14/2016	0
Summit Manufacturing Corporation	Other	03/15/2016	04/15/2016	04/15/2016	0
Swades, LLC	Permit Application	01/29/2016	02/26/2016	02/16/2016	0
Sweetland Foods, Inc.	Permit Application	02/05/2016	03/15/2016	03/30/2016	0

Bucklin Point
User Requirements - 2016

User Name	Submittal	Issue Date	Due Date	Received Date	Days Late
Tanury Industries	Other	03/16/2016	04/15/2016	04/07/2016	0
Tanury Industries	Other	11/01/2016	11/30/2016	11/23/2016	0
Tasting's Wine Bar	Permit Application	01/11/2016	02/29/2016	04/14/2016	0
Tedor Pharma Inc.	Resampling Results for _____	09/01/2016	10/21/2016	09/27/2016	0
Tedor Pharma Inc.	Resampling Results for _____	09/29/2016	11/11/2016	09/27/2016	0
Teknicote, Inc.	Other	10/12/2016	10/30/2016	10/28/2016	0
The Evans Findings Company, Inc.	Permit Application	07/05/2016	08/02/2016	08/03/2016	0
The Evans Findings Company, Inc.	Pretreatment Plans	07/21/2016	08/25/2016	08/24/2016	0
The INSCO Group	Permit Application	07/19/2016	08/16/2016	08/02/2016	0
The Okonite Company	Process Plans	01/11/2016	01/31/2016	02/04/2016	0
The Okonite Company	Resampling Results for _____	01/19/2016	03/11/2016	02/02/2016	0
The Okonite Company	Resampling Results for _____	02/02/2016	03/25/2016	02/26/2016	0
The Okonite Company	Resampling Results for _____	05/02/2016	06/24/2016	06/17/2016	0
The Okonite Company	Resampling Results for _____	06/20/2016	08/12/2016	07/29/2016	0
The Seabra Group, LLC	Resampling Results for _____	03/29/2016	05/13/2016	05/02/2016	0
Tiffany and Company	Permit Application	02/16/2016	03/30/2016	03/29/2016	0
Tony's Pizza	Repair Grease Trap	10/19/2016	11/30/2016	11/21/2016	0
Torre Corp.	Permit Application	09/16/2016	10/14/2016	10/19/2016	0
Totis Pizza and Grill, Inc.	Pretreatment Plans	01/05/2016	01/31/2016	02/11/2016	0
Tracey Gear Inc.	Permit Application	01/12/2016	02/12/2016	01/22/2016	0
Tracey Gear Inc.	Signed Permit	07/18/2016	08/15/2016	07/27/2016	0
Truex, Inc.	Permit Application	01/12/2016	02/22/2016	02/19/2016	0
Y.R.C.	Spill Control Plan	07/21/2016	08/15/2016	09/07/2016	0

ATTACHMENT VOLUME II

SECTION 10

***POTW, SEPTAGE, AND RIVER
MONITORING DATA***

INFLUENT LOADING DATA

FIELD'S POINT

Field's Point Influent Metals 2016
all analyses in ppb

Date	Day of the Week	Influent					
		Flow	Al (ppb)	Fe (ppb)	Se (ppb)	As (ppb)	Mo(ppb)
1/5/2016	Tuesday	30.82	317.9	1557	2.59	2.53	5.25
1/6/2016	Wednesday	31.67	314.6	1531		2.49	
1/12/2016	Tuesday	63.20	204.2	1080	1.61	1.49	2.65
1/13/2016	Wednesday	55.48	180.7	1050		1.78	
1/19/2016	Tuesday	38.69	164.6	1350	2.86	2.01	4.26
1/20/2016	Wednesday	38.06	174.1	1277		1.86	
1/26/2016	Tuesday	41.37	374.1	1724	1.53	1.90	4.21
1/27/2016	Wednesday	35.79	236.0	1437		1.87	
2/2/2016	Tuesday	35.99	206.6	1317	2.41	2.26	4.39
2/3/2016	Wednesday	53.75	1016.0	2668		2.41	
2/9/2016	Tuesday	45.55	302.5	1591	1.74	1.98	3.75
2/10/2016	Wednesday	41.04	198.3	1478		2.15	
2/16/2016	Tuesday	71.18	996.3	2637	1.22	2.41	3.10
2/17/2016	Wednesday	61.67	249.0	1268		1.62	
2/23/2016	Tuesday	46.31	294.0	1632	3.75	1.77	3.89
2/24/2016	Wednesday	64.60	729.8	2199		1.89	
3/1/2016	Tuesday	46.60	306.0	1717	3.21	1.85	4.78
3/2/2016	Wednesday	49.65	287.1	1472		1.82	
3/8/2016	Tuesday	41.09	242.0	1409	3.26	1.90	3.30
3/9/2016	Wednesday	38.67	332.9	1718		2.00	
3/15/2016	Tuesday	57.80	223.9	1160	1.39	1.63	1.80
3/16/2016	Wednesday	48.22	208.5	1240		1.75	
3/22/2016	Tuesday	37.31	317.2	1451	1.95	1.67	2.39
3/23/2016	Wednesday	37.78	330.1	1572		1.50	
3/29/2016	Tuesday	35.20	202.5	1350	2.17	1.57	2.55
3/30/2016	Wednesday	35.88	255.0	1251		1.68	
4/5/2016	Tuesday	45.73	308.3	1488	1.90	1.37	2.71
4/6/2016	Wednesday	46.98	201.4	1340		1.26	
4/12/2016	Tuesday	51.93	196.0	1344	2.65	1.22	2.81
4/13/2016	Wednesday	51.54	263.5	1405		1.15	
4/19/2016	Tuesday	40.94	210.0	1432	2.83	1.53	3.33
4/20/2016	Wednesday	39.90	183.4	1334		1.58	
4/26/2016	Tuesday	42.24	273.7	1491	2.09	1.79	2.80
4/27/2016	Wednesday	36.56	194.6	1344		1.65	
5/3/2016	Tuesday	44.76	205.6	1215	1.28	1.58	2.69
5/4/2016	Wednesday	48.50	294.3	1370		1.52	

Field's Point Influent Metals 2016
all analyses in ppb

Date	Day of the Week	Influent					
		Flow	Al (ppb)	Fe (ppb)	Se (ppb)	As (ppb)	Mo(ppb)
5/10/2016	Tuesday	37.50	286.5	1225	2.66	1.51	3.90
5/11/2016	Wednesday	36.02	235.4	1385		1.54	
5/17/2016	Tuesday	35.72	203.7	1306	1.94	1.52	3.48
5/18/2016	Wednesday	33.69	209.3	1250		1.49	
5/24/2016	Tuesday	37.91	524.5	2018	2.53	1.64	5.60
5/25/2016	Wednesday	32.26	277.7	1683		1.60	
5/31/2016	Tuesday	59.65	252.1	1200	1.49	1.16	4.18
6/1/2016	Wednesday	58.51	401.8	1367		1.13	
6/7/2016	Tuesday	34.78	244.5	1464	1.89	1.49	7.60
6/8/2016	Wednesday	33.99	264.7	1483		1.48	
6/14/2016	Tuesday	34.51	269.9	1487	1.70	1.58	4.26
6/15/2016	Wednesday	30.43	350.5	1633		1.77	
6/21/2016	Tuesday	41.15	512.1	1951	1.42	1.86	4.57
6/22/2016	Wednesday	30.83	337.4	1465		1.81	
6/28/2016	Tuesday	42.11	515.4	2180	2.20	1.97	6.02
6/29/2016	Wednesday	46.60	624.6	1944		1.89	
7/5/2016	Tuesday	43.53	331.3	1271	<1.00	1.67	6.08
7/6/2016	Wednesday	32.03	274.5	1371		1.63	
7/12/2016	Tuesday	30.04	351.8	1637	5.54	1.43	7.95
7/13/2016	Wednesday	30.41	361.1	1566		1.57	
7/19/2016	Tuesday	29.60	286.2	1626	3.99	1.84	9.62
7/20/2016	Wednesday	29.03	305.9	1603		1.52	
7/26/2016	Tuesday	30.36	303.9	1475	2.07	1.62	5.91
7/27/2016	Wednesday	29.66	351.5	1664		1.72	
8/2/2016	Tuesday	42.59	642.0	2399	1.61	1.79	4.19
8/3/2016	Wednesday	29.97	272.3	1675		1.77	
8/9/2016	Tuesday	26.48	320.8	1478	3.85	2.11	7.33
8/10/2016	Wednesday	51.49	644.5	2081		2.04	
8/16/2016	Tuesday	29.37	268.0	1433	4.80	1.82	8.36
8/17/2016	Wednesday	29.14	225.5	1325		1.78	
8/23/2016	Tuesday	28.44	210.2	1280	1.76	1.66	6.26
8/24/2016	Wednesday	29.45	269.7	1665		1.73	
8/30/2016	Tuesday	29.34	429.3	1508	1.82	1.99	5.40
8/31/2016	Wednesday	28.93	384.9	1544		1.78	
9/6/2016	Tuesday	29.54	419.1	1615	3.29	1.87	7.05
9/7/2016	Wednesday	38.13	413.5	1543		1.67	
9/13/2016	Tuesday	26.69	258.1	1462	2.05	1.46	5.18

Field's Point Influent Metals 2016
all analyses in ppb

Date	Day of the Week	Influent Flow	Al (ppb)	Fe (ppb)	Se (ppb)	As (ppb)	Mo(ppb)
9/14/2016	Wednesday	28.61	444.8	1486		1.53	
9/20/2016	Tuesday	27.99	260.2	1468	2.73	1.67	7.87
9/21/2016	Wednesday	28.04	300.9	1459		1.73	
9/27/2016	Tuesday	36.29	376.8	1548	4.95	1.70	6.55
9/28/2016	Wednesday	27.32	233.4	1314		1.72	
10/4/2016	Tuesday	27.92	318.2	1911	3.02	1.63	7.25
10/5/2016	Wednesday	28.68	340.9	1746		1.52	
10/11/2016	Tuesday	42.01	207.7	1308	2.13	1.38	4.64
10/12/2016	Wednesday	30.15	231.8	1567		1.55	
10/18/2016	Tuesday	29.04	409.9	2374	4.43	2.06	8.35
10/19/2016	Wednesday	29.41	303.3	1612		1.71	
10/25/2016	Tuesday	28.76	346.1	1561	2.55	1.52	10.32
10/26/2016	Wednesday	31.37	323.1	1516		1.59	
11/1/2016	Tuesday	29.52	208.8	1438	2.39	1.66	9.36
11/2/2016	Wednesday	30.51	204.7	1453		1.59	
11/8/2016	Tuesday	29.40	349.9	1442	2.09	1.81	7.21
11/9/2016	Wednesday	28.99	380.8	1685		1.77	
11/15/2016	Tuesday	52.12	670.0	1932	2.10	1.60	6.68
11/16/2016	Wednesday	52.97	449.0	1198		1.45	
11/22/2016	Tuesday	27.66	329.0	1901	6.94	1.65	7.12
11/23/2016	Wednesday	28.63	250.9	1503		1.84	
11/29/2016	Tuesday	52.74	518.3	1787	1.79	2.12	5.06
11/30/2016	Wednesday	64.57	348.6	1253		1.83	
12/6/2016	Tuesday	32.26	255.3	1662	2.78	2.05	5.04
12/7/2016	Wednesday	31.65	275.6	1487		2.00	
12/13/2016	Tuesday	31.08	225.5	1440	2.53	1.64	5.55
12/14/2016	Wednesday	30.76	257.6	1541		2.03	
12/20/2016	Tuesday	31.16	419.4	1498	2.91	2.55	13.37
12/21/2016	Wednesday	29.83	240.6	1568		2.08	
12/27/2016	Tuesday	30.44	275.3	1495	<1.00	2.29	2.74
12/28/2016	Wednesday	32.12	242.3	1379		2.15	

Field's Point Influent Metals 2016
all analyses in ppb

Date	Day of the Week	Influent Flow	Cd (ppb)	Cr (ppb)	Cu (ppb)	Pb (ppb)	Hg (ppb)	Ni (ppb)	Ag (ppb)	Zn (ppb)	CN (ppb)
1/5/2016	Tuesday	30.82	<2.5	<10.00	65.55	<10.00	16.20	34.44	<4.0	108.50	6.89
1/6/2016	Wednesday	31.67	<2.5	<10.00	44.03	<10.00	31.30	37.01	<4.0	102.60	13.90
1/12/2016	Tuesday	63.20	<2.5	10.19	30.83	<10.00	23.50	19.43	<4.0	104.10	7.66
1/13/2016	Wednesday	55.48	<2.5	<10.00	22.34	<10.00	15.00	35.11	<4.0	75.09	6.24
1/19/2016	Tuesday	38.69	<2.5	<10.00	27.27	<10.00	19.50	22.48	<4.0	86.85	5.52
1/20/2016	Wednesday	38.06	<2.5	11.52	27.97	<10.00	20.60	26.39	<4.0	92.86	6.37
1/26/2016	Tuesday	41.37	<2.5	<10.00	50.22	<10.00	42.40	20.49	<4.0	126.20	14.30
1/27/2016	Wednesday	35.79	<2.5	14.82	42.67	<10.00	29.50	33.94	<4.0	130.40	10.40
2/2/2016	Tuesday	35.99	<2.5	10.58	38.78	<10.00	92.50	24.29	<4.0	111.40	7.79
2/3/2016	Wednesday	53.75	<2.5	11.99	52.58	25.11	63.50	20.45	<4.0	172.90	25.00
2/9/2016	Tuesday	45.55	<2.5	<10.00	26.76	<10.00	25.90	15.14	<4.0	92.37	10.70
2/10/2016	Wednesday	41.04	<2.5	<10.00	28.95	<10.00	20.00	19.32	<4.0	77.92	13.00
2/16/2016	Tuesday	71.18	<2.5	<10.00	44.63	29.21	36.40	13.59	<4.0	155.50	25.10
2/17/2016	Wednesday	61.67	<2.5	<10.00	27.85	<10.00	24.30	11.72	<4.0	77.12	11.70
2/23/2016	Tuesday	46.31	<2.5	<10.00	36.20	<10.00	34.60	15.67	<4.0	102.30	6.80
2/24/2016	Wednesday	64.60	<2.5	<10.00	41.72	24.90	19.70	15.25	<4.0	127.10	12.40
3/1/2016	Tuesday	46.60	<2.5	<10.00	35.63	<10.00	111.00	25.11	<4.0	116.80	4.99
3/2/2016	Wednesday	49.65	<2.5	<10.00	37.61	<10.00	45.90	19.66	<4.0	91.88	5.18
3/8/2016	Tuesday	41.09	<2.5	<10.00	43.27	<10.00	36.10	24.25	<4.0	72.74	7.56
3/9/2016	Wednesday	38.67	<2.5	<10.00	41.85	<10.00	30.60	34.45	<4.0	97.84	8.83
3/15/2016	Tuesday	57.80	<2.5	<10.00	43.10	<10.00	35.10	26.46	<4.0	77.80	6.63
3/16/2016	Wednesday	48.22	<2.5	<10.00	30.11	<10.00	30.90	24.70	<4.0	97.10	6.84
3/22/2016	Tuesday	37.31	<2.5	<10.00	34.25	<10.00	26.10	33.43	<4.0	105.90	6.94
3/23/2016	Wednesday	37.78	<2.5	<10.00	39.80	<10.00	153.00	26.97	<4.0	114.40	6.43
3/29/2016	Tuesday	35.20	<2.5	14.32	40.40	<10.00	39.90	27.62	<4.0	93.53	6.61
3/30/2016	Wednesday	35.88	<2.5	<10.00	44.63	<10.00	34.00	40.98	<4.0	81.03	5.75
4/5/2016	Tuesday	45.73	<2.5	<10.00	27.78	<10.00	37.20	22.93	<4.0	98.60	13.60
4/6/2016	Wednesday	46.98	<2.5	<10.00	74.97	<10.00	35.60	20.16	<4.0	97.42	8.46
4/12/2016	Tuesday	51.93	<2.5	11.46	33.80	<10.00	29.30	19.23	<4.0	79.91	6.35
4/13/2016	Wednesday	51.54	<2.5	10.69	34.19	<10.00	20.50	17.54	<4.0	97.60	6.72
4/19/2016	Tuesday	40.94	<2.5	<10.00	38.15	<10.00	21.10	16.52	<4.0	104.60	8.77
4/20/2016	Wednesday	39.90	<2.5	<10.00	38.85	<10.00	24.50	18.21	<4.0	104.70	7.61
4/26/2016	Tuesday	42.24	<2.5	<10.00	33.04	<10.00	34.00	22.56	<4.0	107.50	10.30
4/27/2016	Wednesday	36.56	<2.5	10.49	26.74	<10.00	25.50	19.98	<4.0	105.90	7.29
5/3/2016	Tuesday	44.76	<2.5	<10.00	30.62	<10.00	52.40	<10.000	<4.0	84.29	7.47
5/4/2016	Wednesday	48.50	<2.5	<10.00	30.17	<10.00	34.00	14.51	<4.0	86.48	9.36
5/10/2016	Tuesday	37.50	<2.5	<10.00	41.39	<10.00	61.30	22.01	7.34	79.81	12.70
5/11/2016	Wednesday	36.02	<2.5	<10.00	39.01	<10.00	42.30	16.32	<4.0	101.50	9.32
5/17/2016	Tuesday	35.72	<2.5	<10.00	40.14	<10.00	70.70	29.94	<4.0	94.98	10.90

Field's Point Influent Metals 2016
all analyses in ppb

Date	Day of the Week	Influent Flow	Cd (ppb)	Cr (ppb)	Cu (ppb)	Pb (ppb)	Hg (ppb)	Ni (ppb)	Ag (ppb)	Zn (ppb)	CN (ppb)
5/18/2016	Wednesday	33.69	<2.5	<10.00	32.17	<10.00	40.80	26.17	<4.0	92.99	11.70
5/24/2016	Tuesday	37.91	<2.5	<10.00	63.37	19.59	118.00	23.23	<4.0	133.00	10.90
5/25/2016	Wednesday	32.26	<2.5	<10.00	61.77	10.74	48.30	28.73	<4.0	117.00	5.62
5/31/2016	Tuesday	59.65	<2.5	<10.00	28.92	<10.00	40.70	15.80	<4.0	72.26	14.50
6/1/2016	Wednesday	58.51	<2.5	<10.00	41.84	<10.00	31.40	34.10	<4.0	87.25	17.30
6/7/2016	Tuesday	34.78	<2.5	<10.00	50.10	<10.00	41.50	26.13	<4.0	98.84	19.40
6/8/2016	Wednesday	33.99	<2.5	<10.00	41.17	<10.00	82.90	21.01	<4.0	97.16	12.30
6/14/2016	Tuesday	34.51	<2.5	<10.00	40.42	11.81	42.80	27.39	<4.0	122.50	10.70
6/15/2016	Wednesday	30.43	<2.5	<10.00	43.81	12.13	73.20	28.88	<4.0	139.40	9.41
6/21/2016	Tuesday	41.15	<2.5	10.45	55.15	25.33	97.80	20.78	<4.0	149.90	8.99
6/22/2016	Wednesday	30.83	<2.5	<10.00	42.02	<10.00	40.60	21.73	<4.0	105.30	7.60
6/28/2016	Tuesday	42.11	<2.5	<10.00	63.32	17.93	103.00	22.17	<4.0	147.80	7.33
6/29/2016	Wednesday	46.60	<2.5	<10.00	44.57	27.07	63.10	40.32	<4.0	124.30	6.95
7/5/2016	Tuesday	43.53	<2.5	<10.00	41.86	12.55	22.10	19.04	<4.0	109.50	19.90
7/6/2016	Wednesday	32.03	<2.5	33.20	43.52	<10.00	29.10	27.74	<4.0	104.20	5.15
7/12/2016	Tuesday	30.04	<2.5	<10.00	55.30	<10.00	37.40	29.20	<4.0	118.80	5.39
7/13/2016	Wednesday	30.41	<2.5	<10.00	47.41	<10.00	33.20	25.30	<4.0	115.10	6.26
7/19/2016	Tuesday	29.60	<2.5	<10.00	44.90	<10.00	104.00	20.19	<4.0	114.20	5.64
7/20/2016	Wednesday	29.03	<2.5	12.62	55.93	<10.00	55.60	29.32	<4.0	120.40	6.48
7/26/2016	Tuesday	30.36	<2.5	<10.00	34.40	<10.00	46.30	53.47	<4.0	95.16	6.95
7/27/2016	Wednesday	29.66	<2.5	<10.00	45.38	<10.00	40.40	33.58	<4.0	151.50	9.09
8/2/2016	Tuesday	42.59	<2.5	<10.00	60.41	19.27	40.80	27.32	<4.0	167.20	10.00
8/3/2016	Wednesday	29.97	<2.5	<10.00	51.61	<10.00	47.70	22.90	<4.0	203.90	7.08
8/9/2016	Tuesday	26.48	<2.5	<10.00	57.92	<10.00	35.70	53.44	<4.0	116.60	32.80
8/10/2016	Wednesday	51.49	<2.5	<10.00	47.73	25.78	40.30	19.37	<4.0	135.70	7.94
8/16/2016	Tuesday	29.37	<2.5	<10.00	101.80	10.28	37.20	20.26	<4.0	158.30	7.97
8/17/2016	Wednesday	29.14	<2.5	<10.00	32.25	<10.00	51.40	21.77	<4.0	106.30	8.80
8/23/2016	Tuesday	28.44	<2.5	<10.00	30.24	<10.00	33.30	28.19	<4.0	118.20	39.10
8/24/2016	Wednesday	29.45	<2.5	<10.00	40.63	<10.00	41.60	39.69	<4.0	126.50	22.20
8/30/2016	Tuesday	29.34	<2.5	12.67	41.62	<10.00	38.70	17.41	<4.0	138.80	6.38
8/31/2016	Wednesday	28.93	<2.5	10.66	45.60	<10.00	45.30	19.81	<4.0	144.70	8.36
9/6/2016	Tuesday	29.54	<2.5	<10.00	62.88	16.85	31.80	34.17	<4.0	151.10	18.00
9/7/2016	Wednesday	38.13	<2.5	<10.00	57.31	13.57	39.60	33.02	<4.0	145.00	18.50
9/13/2016	Tuesday	26.69	<2.5	<10.00	56.14	<10.00	31.10	25.54	<4.0	111.70	6.88
9/14/2016	Wednesday	28.61	<2.5	<10.00	40.88	<10.00	36.40	20.34	<4.0	126.40	6.19
9/20/2016	Tuesday	27.99	<2.5	<10.00	41.95	<10.00	44.10	34.23	<4.0	101.90	8.27
9/21/2016	Wednesday	28.04	<2.5	<10.00	40.74	<10.00	50.80	24.51	<4.0	99.76	4.17
9/27/2016	Tuesday	36.29	<2.5	10.63	61.69	10.61	70.90	30.72	<4.0	119.90	7.25
9/28/2016	Wednesday	27.32	<2.5	<10.00	36.01	<10.00	38.30	22.74	<4.0	96.78	7.64

Field's Point Influent Metals 2016
all analyses in ppb

Date	Day of the Week	Influent Flow	Cd (ppb)	Cr (ppb)	Cu (ppb)	Pb (ppb)	Hg (ppb)	Ni (ppb)	Ag (ppb)	Zn (ppb)	CN (ppb)
10/4/2016	Tuesday	27.92	<2.5	<10.00	45.80	<10.00	33.90	35.14	<4.0	122.20	6.85
10/5/2016	Wednesday	28.68	<2.5	<10.00	43.33	<10.00	29.70	28.39	<4.0	135.10	6.98
10/11/2016	Tuesday	42.01	<2.5	<10.00	35.66	<10.00	31.70	35.76	<4.0	81.82	9.19
10/12/2016	Wednesday	30.15	<2.5	<10.00	36.41	<10.00	29.20	25.78	<4.0	100.10	9.67
10/18/2016	Tuesday	29.04	<2.5	11.26	47.53	<10.00	39.20	24.56	<4.0	144.50	11.20
10/19/2016	Wednesday	29.41	<2.5	<10.00	50.01	<10.00	39.60	24.23	<4.0	135.10	7.34
10/25/2016	Tuesday	28.76	<2.5	<10.00	41.56	<10.00	50.30	38.27	<4.0	101.90	6.75
10/26/2016	Wednesday	31.37	<2.5	<10.00	38.72	<10.00	37.90	26.33	<4.0	97.38	6.95
11/1/2016	Tuesday	29.52	<2.5	10.76	43.84	<10.00	30.20	28.81	<4.0	105.00	6.73
11/2/2016	Wednesday	30.51	<2.5	<10.00	38.32	<10.00	42.20	24.87	<4.0	101.10	6.99
11/8/2016	Tuesday	29.40	<2.5	10.27	50.40	<10.00	168.00	43.33	<4.0	118.60	7.86
11/9/2016	Wednesday	28.99	<2.5	20.64	77.86	<10.00	82.30	46.66	<4.0	162.50	13.00
11/15/2016	Tuesday	52.12	<2.5	10.67	73.77	21.61	45.50	23.12	<4.0	146.80	7.71
11/16/2016	Wednesday	52.97	<2.5	16.58	41.60	<10.00	26.20	34.10	<4.0	86.84	6.49
11/22/2016	Tuesday	27.66	<2.5	14.29	49.97	<10.00	41.50	24.90	<4.0	127.90	6.63
11/23/2016	Wednesday	28.63	<2.5	10.64	45.22	<10.00	40.00	51.14	<4.0	115.10	8.14
11/29/2016	Tuesday	52.74	<2.5	<10.00	48.46	15.73	51.60	24.71	<4.0	115.80	6.60
11/30/2016	Wednesday	64.57	<2.5	<10.00	36.16	15.39	35.40	17.86	<4.0	83.34	6.19
12/6/2016	Tuesday	32.26	<2.5	11.56	58.55	<10.00	20.90	26.11	<4.0	117.50	6.43
12/7/2016	Wednesday	31.65	<2.5	<10.00	35.52	<10.00	29.20	28.66	<4.0	106.70	6.87
12/13/2016	Tuesday	31.08	<2.5	14.68	36.47	<10.00	23.30	22.81	<4.0	104.90	8.93
12/14/2016	Wednesday	30.76	<2.5	<10.00	37.15	<10.00	22.40	19.40	<4.0	91.10	8.72
12/20/2016	Tuesday	31.16	<2.5	<10.00	88.10	<10.00	18.10	13.88	<4.0	152.20	7.36
12/21/2016	Wednesday	29.83	<2.5	15.61	41.92	<10.00	46.50	32.43	<4.0	132.00	7.97
12/27/2016	Tuesday	30.44	<2.5	11.23	44.44	<10.00	56.20	20.81	<4.0	172.40	9.69
12/28/2016	Wednesday	32.12	<2.5	<10.00	35.35	<10.00	52.50	14.90	<4.0	102.30	10.30

Field's Point Monthly Influent Data 2016
all results in ppb

Date		Flow (MGD)	Cd	TTL Cr	Cu	Pb	Hg(ppb)	Ni	Ag	Zn	CN
January	Average	41.31	2.5	10.82	38.86	10.00	24.75	28.66	4.0	103.33	8.91
	Minimum	30.61	2.5	10.00	22.34	10.00	15.00	19.43	4.0	75.09	5.52
	Maximum	71.27	2.5	14.82	65.55	10.00	42.40	37.01	4.0	130.40	14.30
February	Average	49.64	2.5	10.32	37.18	16.15	39.61	16.93	4.0	114.58	14.06
	Minimum	35.99	2.5	10.00	26.76	10.00	19.70	11.72	4.0	77.12	6.80
	Maximum	71.18	2.5	11.99	52.58	29.21	92.50	24.29	4.0	172.90	25.10
March	Average	41.32	2.5	10.43	39.07	10.00	54.26	28.36	4.0	94.9	6.58
	Minimum	35.03	2.5	10.00	30.11	10.00	26.10	19.66	4.0	72.74	4.99
	Maximum	57.80	2.5	14.32	44.63	10.00	153.00	40.98	4.0	116.80	8.83
April	Average	47.99	2.5	10.33	38.44	10.00	28.46	19.64	4.0	99.53	8.64
	Minimum	36.17	2.5	10.00	26.74	10.00	20.50	16.52	4.0	79.91	6.35
	Maximum	71.28	2.5	11.46	74.97	10.00	37.20	22.93	4.0	107.50	13.60
May	Average	39.68	2.5	10.00	40.84	11.15	56.5	20.75	4.4	95.81	10.27
	Minimum	32.26	2.5	10.00	28.92	10.00	34.00	10.00	4.0	72.26	5.62
	Maximum	59.65	2.5	10.00	63.37	19.59	118.00	29.94	7.3	133.00	14.50
June	Average	36.69	2.5	10.05	46.93	14.92	64.03	26.95	4.0	119.16	11.11
	Minimum	29.43	2.5	10.00	40.42	10.00	31.40	20.78	4.0	87.25	6.95
	Maximum	58.51	2.5	10.45	63.32	27.07	103.00	40.32	4.0	149.90	19.40
July	Average	32.26	2.5	13.23	46.09	10.32	46.01	29.73	4.0	116.11	8.11
	Minimum	27.84	2.5	10.00	34.40	10.00	22.10	19.04	4.0	95.16	5.15
	Maximum	45.11	2.5	33.20	55.93	12.55	104.00	53.47	4.0	151.50	19.90
August	Average	33.2	2.5	10.33	50.98	12.53	41.2	27.02	4.0	141.62	15.06
	Minimum	26.07	2.5	10.00	30.24	10.00	33.30	17.41	4.0	106.30	6.38
	Maximum	53.94	2.5	12.67	101.80	25.78	51.40	53.44	4.0	203.90	39.10
September	Average	31.06	2.5	10.08	49.7	11.38	42.88	28.16	4.0	119.07	9.61
	Minimum	26.69	2.5	10.00	36.01	10.00	31.10	20.34	4.0	96.78	4.17
	Maximum	53.42	2.5	10.63	62.88	16.85	70.90	34.23	4.0	151.10	18.50
October	Average	35.98	2.5	10.16	42.38	10.00	36.44	29.81	4.0	114.76	8.12
	Minimum	27.43	2.5	10.00	35.66	10.00	29.20	24.23	4.0	81.82	6.75
	Maximum	60.11	2.5	11.26	50.01	10.00	50.30	38.27	4.0	144.50	11.20
November	Average	33.09	2.5	12.39	50.56	12.27	56.29	31.95	4.0	116.3	7.63
	Minimum	26.09	2.5	10.00	36.16	10.00	26.20	17.86	4.0	83.34	6.19
	Maximum	64.57	2.5	20.64	77.86	21.61	168.00	51.14	4.0	162.50	13.00
December	Average	35.78	2.5	11.64	47.19	10.00	33.64	22.38	4.0	122.39	8.28
	Minimum	29.29	2.5	10.00	35.35	10.00	18.10	13.88	4.0	91.10	6.43
	Maximum	55.55	2.5	15.61	88.10	10.00	56.20	32.43	4.0	172.40	10.30

Field's Point Influent Loading Summary 2016

Field's Point monthly mean influent loading summary (lbs/month)

Monthly total loads calculated as: Monthly Total Influent Flow (MG) * Average Daily Concentration (ppb) * Conversion Factor (0.00834).

Month	Total Monthly Flow (MG)	Cd	Total Cr	Cu	Pb	Hg	Ni	Ag	Zn	Total Cyanide	Total Metals*
January	1,280.59	26.70	115.52	415.03	106.80	0.2643	306.11	42.72	1103.52	95.16	2116.66
February	1,439.69	30.02	123.93	446.47	193.94	0.4756	203.26	48.03	1375.72	168.83	2421.84
March	1,281.03	26.71	111.45	417.36	106.84	0.5797	303.02	42.74	1013.91	70.26	2022.62
April	1,439.67	30.02	124.03	461.54	120.07	0.3417	235.83	48.03	1195.03	103.71	2214.88
May	1,230.04	25.65	102.59	418.96	114.36	0.5796	212.82	44.84	982.89	105.40	1902.68
June	1,100.80	22.95	92.27	430.88	136.97	0.5879	247.38	36.72	1093.98	101.99	2061.73
July	999.93	20.85	110.31	384.34	86.05	0.3837	247.93	33.36	968.27	67.61	1851.49
August	1,029.08	21.46	88.68	437.55	107.56	0.3536	231.87	34.33	1215.46	129.28	2137.26
September	931.81	19.43	78.32	386.23	88.43	0.3332	218.83	31.09	925.31	74.70	1747.97
October	1,115.43	23.26	94.49	394.22	93.03	0.3390	277.29	37.21	1067.60	75.50	1987.44
November	992.74	20.70	102.54	418.61	101.61	0.4661	264.53	33.12	962.88	63.21	1904.46
December	1,109.11	23.12	107.62	436.48	92.50	0.3111	206.97	37.00	1132.08	76.62	2036.09
Total (lbs/year)		290.86	1251.76	5047.68	1348.16	5.0156	2955.83	469.17	13036.65		

Field's Point monthly mean influent loading summary (lbs/day)

Average of daily loads – Each Daily load is calculated as: Daily Influent Flow (MG) * Daily Concentration (ppb) * Conversion Factor (0.00834); the average of those loads is reported here.

Month	Mean Inf Flow (MGD)	Cd	Total Cr	Cu	Pb	Hg	Ni	Ag	Zn	Total Cyanide	Total Metals*
January	41.31	0.87	3.75	12.85	3.49	0.0085	9.74	1.40	35.57	3.03	67.68
February	49.64	1.09	4.51	16.57	7.66	0.0164	7.15	1.75	51.58	6.54	90.33
March	41.32	0.89	3.70	13.90	3.57	0.0192	9.93	1.43	33.72	2.33	67.16
April	47.99	0.93	3.84	14.38	3.71	0.0106	7.28	1.48	36.63	3.19	68.27
May	39.68	0.85	3.39	13.37	3.75	0.0187	6.73	1.47	31.76	3.56	61.34
June	36.69	0.82	3.29	15.41	5.02	0.0207	9.06	1.31	38.68	3.70	73.61
July	32.26	0.66	3.51	12.16	2.77	0.0118	7.75	1.06	30.68	2.31	58.60
August	33.2	0.68	2.79	13.88	3.73	0.0112	7.13	1.08	38.70	3.84	67.99
September	31.06	0.63	2.55	12.77	2.91	0.0110	7.21	1.01	30.48	2.52	57.57
October	35.98	0.64	2.62	10.82	2.58	0.0093	7.74	1.03	29.08	2.11	54.53
November	33.09	0.83	4.03	16.53	4.36	0.0172	9.89	1.32	37.49	2.44	74.47
December	35.78	0.65	3.02	12.27	2.60	0.0087	5.80	1.04	31.74	2.15	57.13

Field's Point Influent Loading Summary 2016

Field's Point Monthly mean influent concentration (ppb)

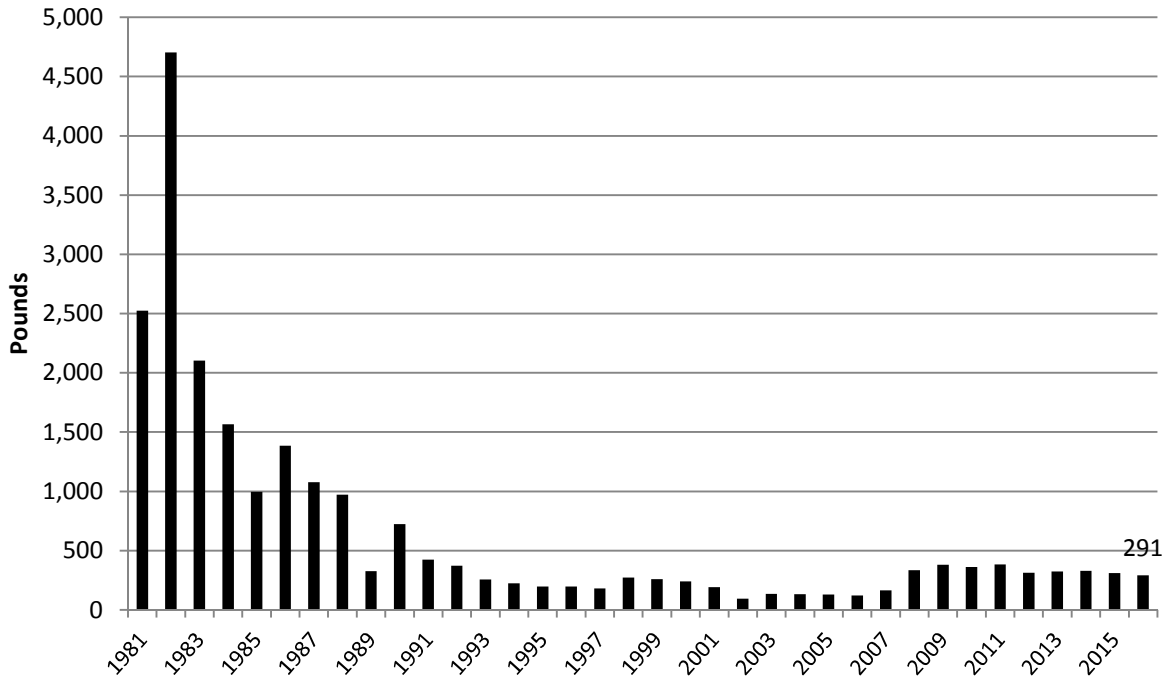
Month	Mean Inf Flow (MGD)	Cd	Total Cr	Cu	Pb	Hg	Ni	Ag	Zn	Total Cyanide	Total Metals*
January	41.31	2.50	10.82	38.86	10.00	0.0248	28.66	4.00	103.33	8.91	198.19
February	49.64	2.50	10.32	37.18	16.15	0.0396	16.93	4.00	114.58	14.06	201.70
March	41.32	2.50	10.43	39.07	10.00	0.0543	28.36	4.00	94.90	6.58	189.32
April	47.99	2.50	10.33	38.44	10.00	0.0285	19.64	4.00	99.53	8.64	184.47
May	39.68	2.50	10.00	40.84	11.15	0.0565	20.75	4.37	95.81	10.27	185.47
June	36.69	2.50	10.05	46.93	14.92	0.0640	26.95	4.00	119.16	11.11	224.57
July	32.26	2.50	13.23	46.09	10.32	0.0460	29.73	4.00	116.11	8.11	222.02
August	33.2	2.50	10.33	50.98	12.53	0.0412	27.02	4.00	141.62	15.06	249.02
September	31.06	2.50	10.08	49.70	11.38	0.0429	28.16	4.00	119.07	9.61	224.93
October	35.98	2.50	10.16	42.38	10.00	0.0364	29.81	4.00	114.76	8.12	213.64
November	33.09	2.50	12.39	50.56	12.27	0.0563	31.95	4.00	116.30	7.63	230.02
December	35.78	2.50	11.64	47.19	10.00	0.0336	22.38	4.00	122.39	8.28	220.12

*Total Metals = Sum of Monthly Average Metals Concentrations (Cd, Cr, Cu, Pb, Hg, Ni, Ag, Zn)

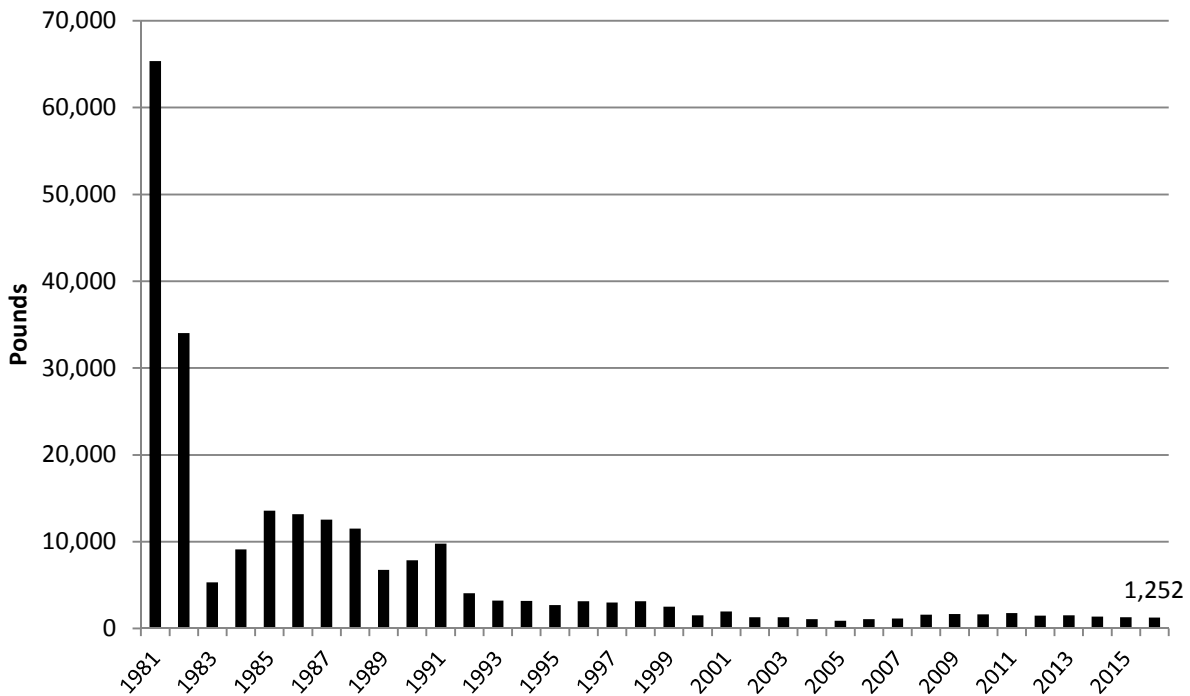
Field's Point Influent Loading Data
Influent loading (lbs/year)

Year	Cadmium	Chromium	Copper	Lead	Mercury	Nickel	Silver	Zinc
1981	2,525	65,354	363,670	30,528	89	214,734	9,040	268,159
1982	4,704	34,033	196,011	24,562	329	142,393	2,729	305,976
1983	2,104	5,330	177,409	16,610	149	140,299	3,531	211,092
1984	1,566	9,109	171,021	17,776	265	134,463	5,249	151,764
1985	995	13,566	125,683	16,208	171	102,841	4,150	146,043
1986	1,385	13,158	114,928	16,848	188	81,718	7,649	163,160
1987	1,077	12,530	74,121	11,751	67	59,380	4,417	149,914
1988	971	11,514	30,915	10,052	123	45,188	2,242	79,569
1989	328	6,744	19,864	5,947	120	33,763	1,710	76,037
1990	724	7,870	25,494	6,118	165	32,448	2,116	63,054
1991	424	9,792	27,871	7,115	178	40,963	2,456	30,663
1992	372	4,067	24,457	6,001	169	35,861	2,232	25,854
1993	256	3,216	25,327	4,943	84	31,380	1,574	26,820
1994	223	3,181	22,996	3,771	84	21,236	1,732	25,351
1995	197	2,701	14,296	2,955	63	18,656	1,349	22,202
1996	197	3,157	14,353	2,188	31	18,534	1,262	17,199
1997	182	2,997	13,794	3,613	25	16,757	1,247	17,307
1998	274	3,148	12,274	3,484	30	12,365	1,251	17,679
1999	259	2,503	11,799	2,141	17	11,491	1,126	18,766
2000	239	1,514	14,178	3,144	13	11,846	1,234	21,689
2001	192	1,970	13,832	2,524	27	8,736	843	16,151
2002	96	1,302	9,469	2,270	11	5,324	777	14,665
2003	134	1,307	7,710	1,951	16	6,058	655	13,400
2004	132	1,081	7,429	1,644	13	7,324	643	13,363
2005	131	893	7,361	1,719	13	4,550	590	15,450
2006	121	1,097	8,392	2,028	11	5,000	574	15,385
2007	166	1,165	6,497	1,214	8	3,472	425	13,395
2008	336	1,586	6,543	1,875	7	3,189	566	14,444
2009	381	1,664	5,854	1,849	7	3,240	604	14,814
2010	362	1,639	5,518	1,886	13	2,978	574	12,022
2011	385	1,781	5,545	1,748	6	3,848	595	12,337
2012	314	1,482	4,780	1,383	6	2,815	509	11,282
2013	325	1,543	5,024	1,512	6	2,605	522	11,387
2014	330	1,365	5,941	1,448	5	2,784	525	12,668
2015	310	1,290	5,458	1,493	5	2,729	470	14,609
2016	291	1,252	5,048	1,348	5	2,956	469	13,037

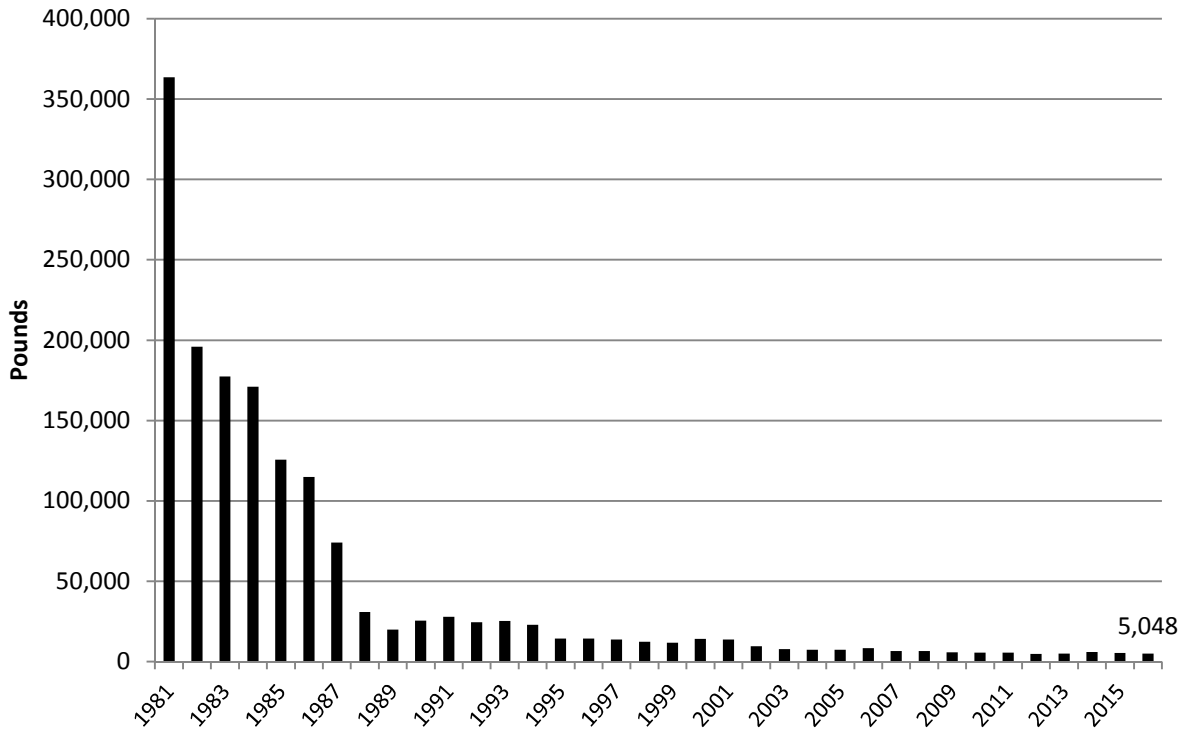
Field's Point Influent Cadmium Loading



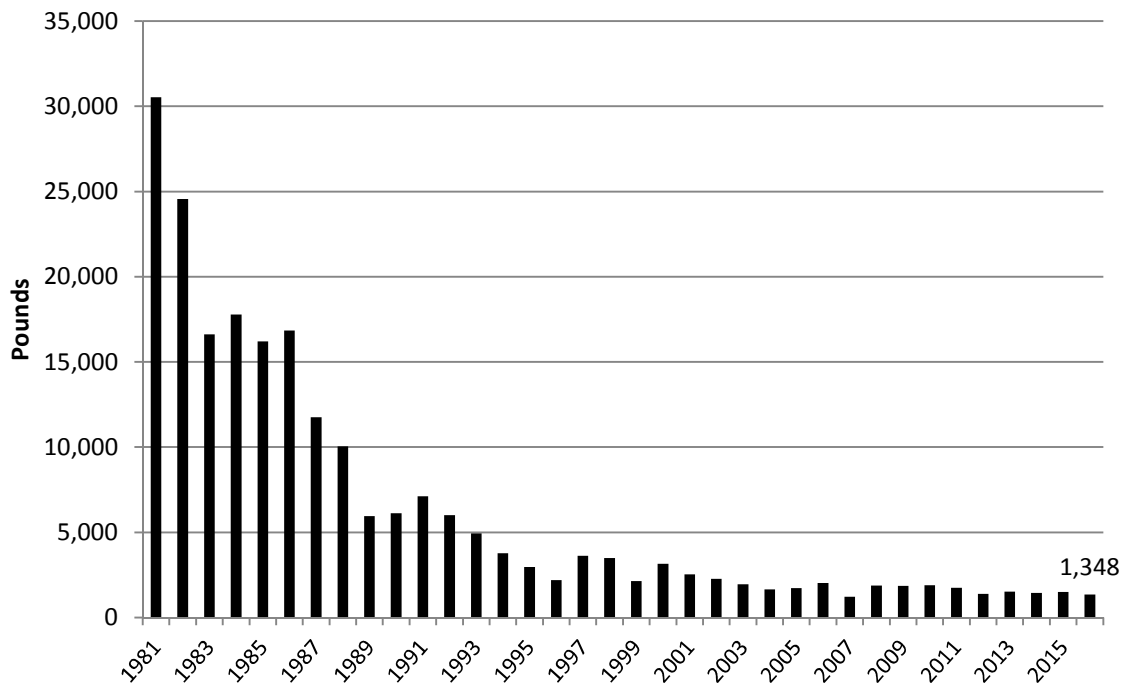
Field's Point Influent Chromium Loading



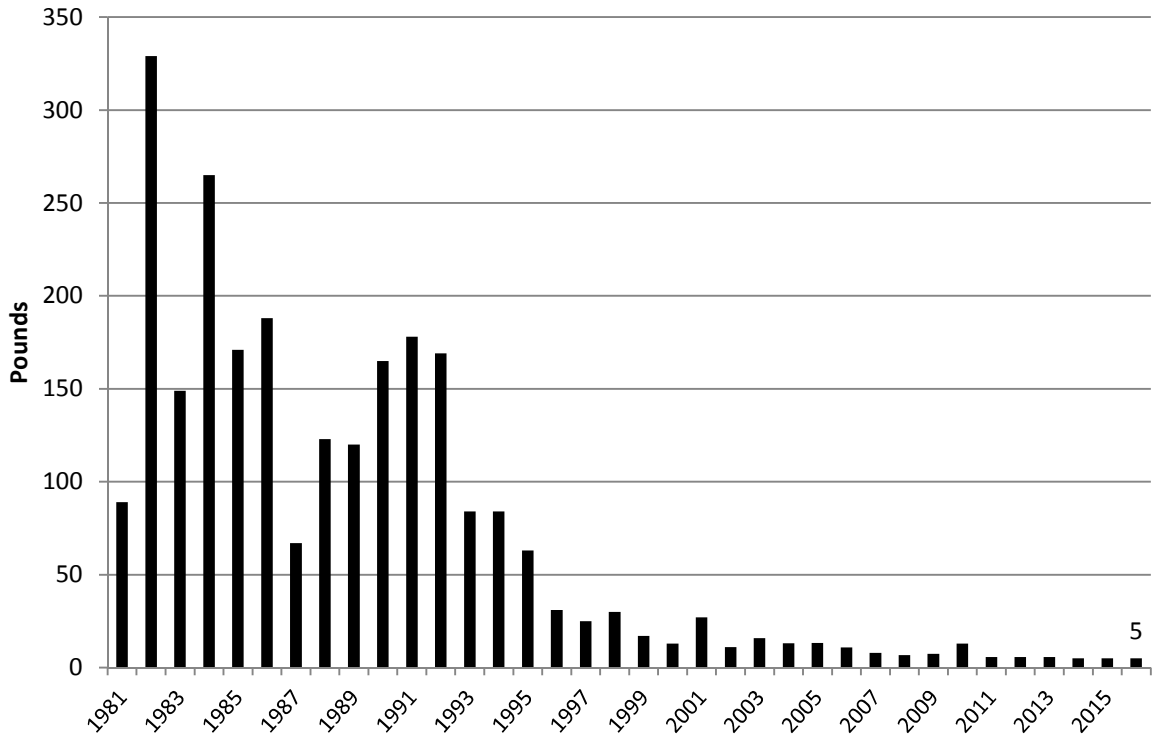
Field's Point Influent Copper Loading



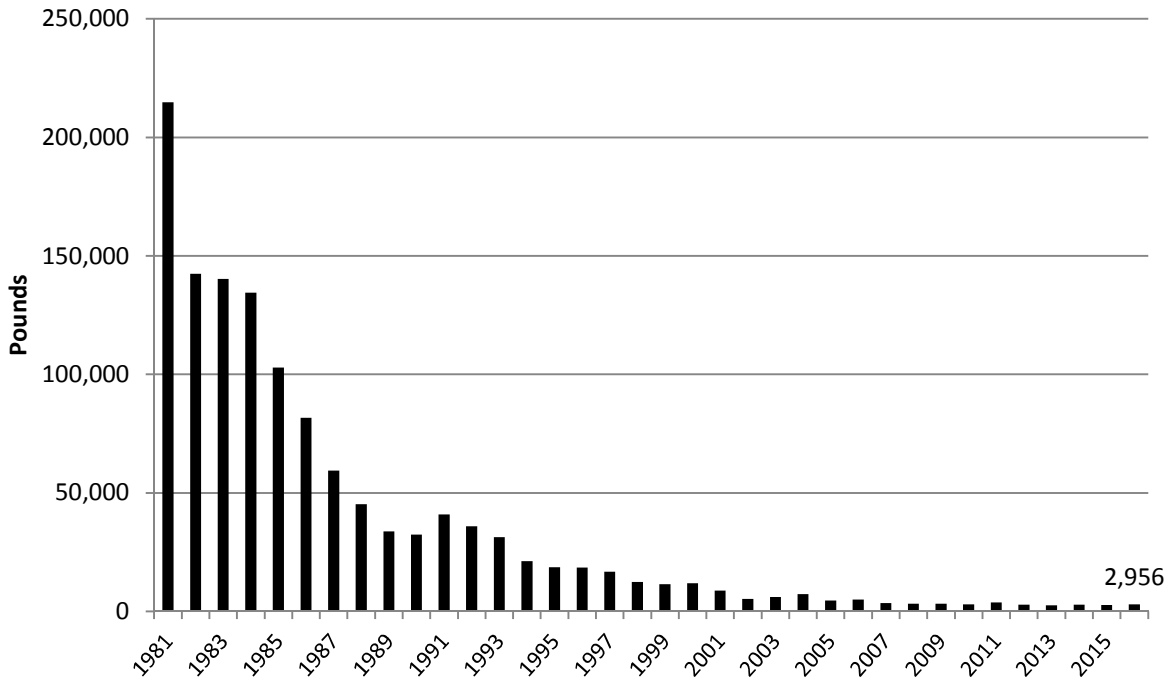
Field's Point Influent Lead Loading



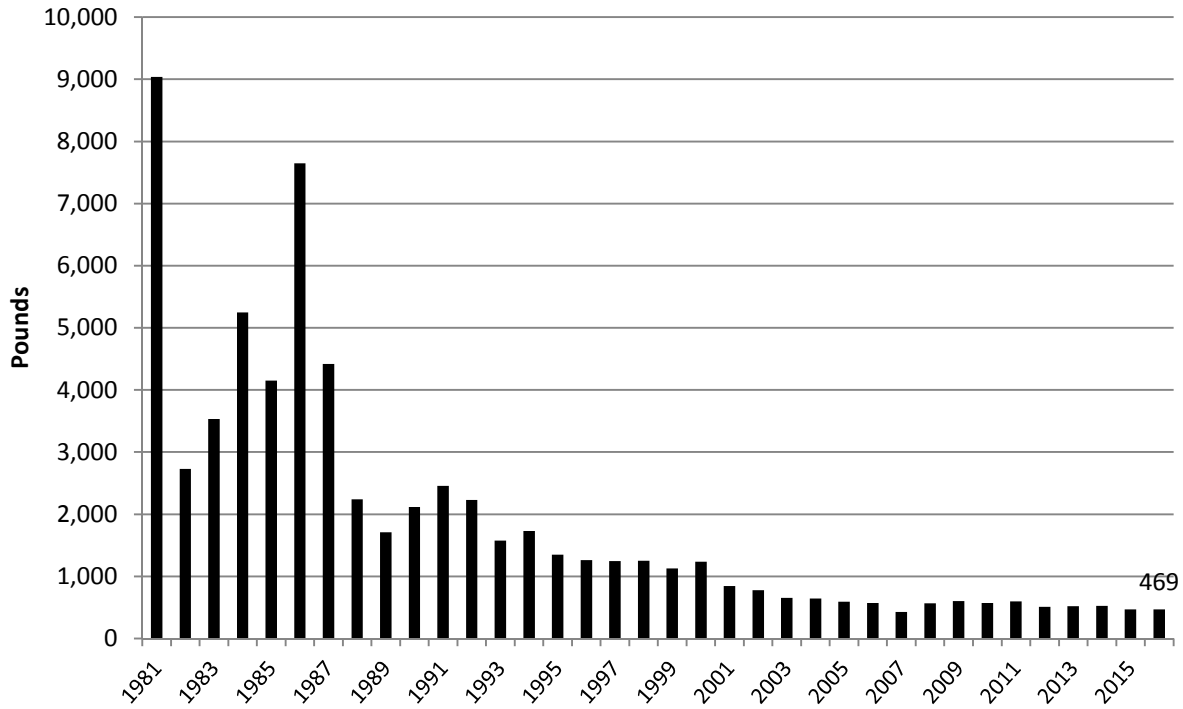
Field's Point Influent Mercury Loading



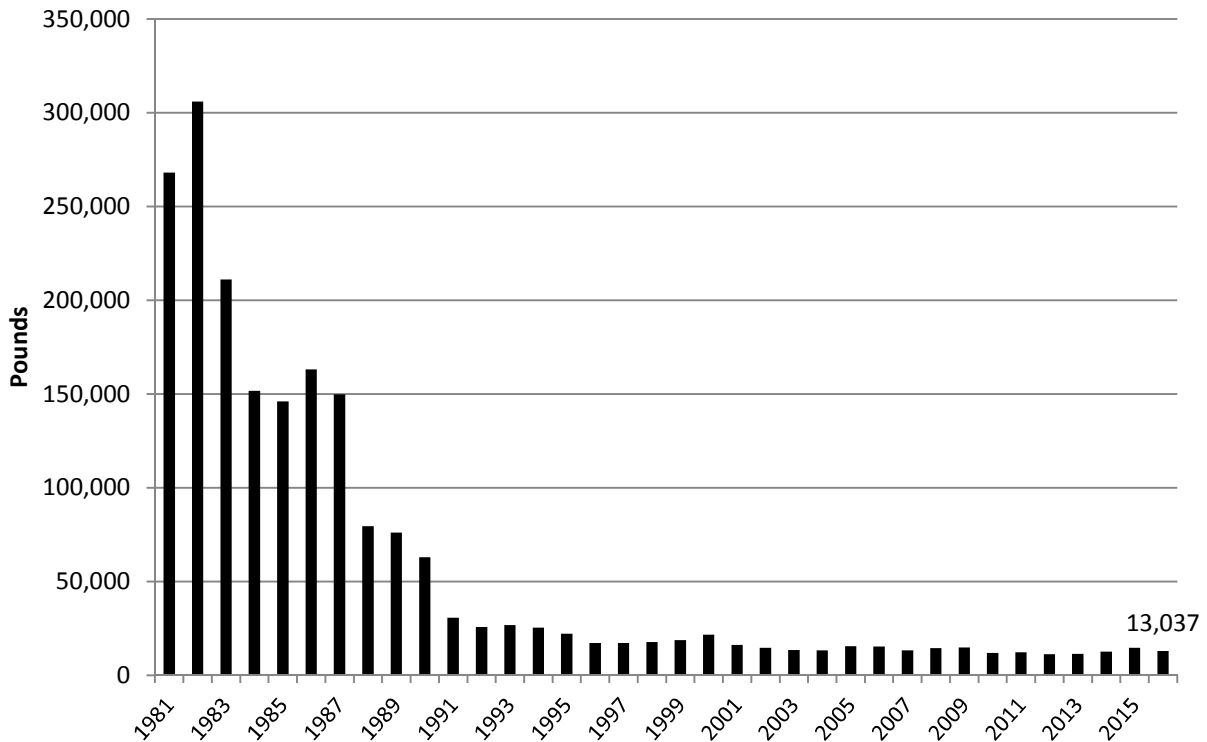
Field's Point Influent Nickel Loading



Field's Point Influent Silver Loading



Field's Point Influent Zinc Loading



EFFLUENT LOADING DATA

FIELD'S POINT

Field's Point Effluent Metals 2016
all analyses in ppb

Date	Day of the Week	Effluent Flow	Al (ppb)	Fe (ppb)	Se (ppb)	As (ppb)	Mo (ppb)
1/5/2016	Tuesday	30.82	16.09	121.85	1.81	2.03	4.22
1/6/2016	Wednesday	31.67	12.47	102.83		2.12	
1/12/2016	Tuesday	63.20	21.32	133.81		1.30	
1/13/2016	Wednesday	55.48	20.36	116.72		1.27	
1/19/2016	Tuesday	38.69	15.10	110.08		1.68	
1/20/2016	Wednesday	38.06	13.65	98.15		1.60	
1/26/2016	Tuesday	41.37	12.01	90.67		1.48	
1/27/2016	Wednesday	35.79	15.00	91.14		1.56	
2/2/2016	Tuesday	35.99	11.89	98.29		1.72	
2/3/2016	Wednesday	53.75	21.01	143.81		1.58	
2/9/2016	Tuesday	45.55	15.16	110.34	1.02	1.56	3.73
2/10/2016	Wednesday	41.04	19.77	135.37		1.62	
2/16/2016	Tuesday	71.18	54.01	308.13		1.36	
2/17/2016	Wednesday	61.67	26.73	172.81		1.31	
2/23/2016	Tuesday	46.31	26.48	179.45		1.57	
2/24/2016	Wednesday	64.60	31.26	181.61		1.31	
3/1/2016	Tuesday	46.60	16.14	114.19		1.65	
3/2/2016	Wednesday	49.65	12.39	90.02		1.35	
3/8/2016	Tuesday	41.09	8.25	65.55	2.00	1.61	3.27
3/9/2016	Wednesday	38.67	11.75	97.83		1.71	
3/15/2016	Tuesday	57.80	12.76	95.77		1.24	
3/16/2016	Wednesday	48.22	12.61	98.63		1.30	
3/22/2016	Tuesday	37.31	10.79	97.83		1.39	
3/23/2016	Wednesday	37.78	9.55	83.67		1.28	
3/29/2016	Tuesday	35.20	10.68	85.79		1.39	
3/30/2016	Wednesday	35.88	12.03	94.90		1.37	
4/5/2016	Tuesday	45.73	16.11	120.97	1.66	1.05	2.83
4/6/2016	Wednesday	46.98	14.06	107.60		1.08	
4/12/2016	Tuesday	51.93	12.64	84.21		0.99	
4/13/2016	Wednesday	51.54	10.60	81.68		0.97	
4/19/2016	Tuesday	40.94	8.75	82.59		1.24	
4/20/2016	Wednesday	39.90	8.10	79.61		1.25	

Field's Point Effluent Metals 2016
all analyses in ppb

Date	Day of the Week	Effluent Flow	Al (ppb)	Fe (ppb)	Se (ppb)	As (ppb)	Mo (ppb)
4/26/2016	Tuesday	42.24	8.54	76.36		1.36	
4/27/2016	Wednesday	36.56	9.01	71.57		1.38	
5/3/2016	Tuesday	44.76	9.76	78.64	<1.00	1.24	2.87
5/4/2016	Wednesday	48.50	10.29	92.56		1.13	
5/10/2016	Tuesday	37.50	8.89	86.04		1.29	
5/11/2016	Wednesday	36.02	8.29	89.58		1.24	
5/17/2016	Tuesday	35.72	7.81	86.51		1.22	
5/18/2016	Wednesday	33.69	7.99	89.23		1.19	
5/24/2016	Tuesday	37.91	7.85	85.05		1.10	
5/25/2016	Wednesday	32.26	6.92	75.83		1.11	
5/31/2016	Tuesday	59.65	8.24	73.69		0.94	
6/1/2016	Wednesday	58.51	8.26	75.50		0.87	
6/7/2016	Tuesday	34.78	17.20	84.37	<1.00	1.16	5.77
6/8/2016	Wednesday	33.99	7.45	80.78		1.18	
6/14/2016	Tuesday	34.51	9.17	88.65		1.21	
6/15/2016	Wednesday	30.43	7.47	86.29		1.01	
6/21/2016	Tuesday	41.15	8.01	100.74		1.20	
6/22/2016	Wednesday	30.83	8.86	90.29		1.10	
6/28/2016	Tuesday	42.11	12.71	137.53		1.22	
6/29/2016	Wednesday	46.60	10.56	121.97		1.14	
7/5/2016	Tuesday	43.53	17.05	73.67		1.37	
7/6/2016	Wednesday	32.03	17.41	62.29		1.26	
7/12/2016	Tuesday	30.04	9.44	76.24	2.62	1.28	5.68
7/13/2016	Wednesday	30.41	8.59	81.13		1.20	
7/19/2016	Tuesday	29.60	14.02	66.35		1.23	
7/20/2016	Wednesday	29.03	7.78	69.21		1.33	
7/26/2016	Tuesday	30.36	8.13	95.14		1.21	
7/27/2016	Wednesday	29.66	9.23	87.60		1.22	
8/2/2016	Tuesday	42.59	18.17	89.16	1.20	1.14	3.88
8/3/2016	Wednesday	29.97	10.18	95.89		1.27	
8/9/2016	Tuesday	26.48	13.59	146.54		1.25	
8/10/2016	Wednesday	51.49	10.85	110.87		1.25	

Field's Point Effluent Metals 2016
all analyses in ppb

Date	Day of the Week	Effluent Flow	Al (ppb)	Fe (ppb)	Se (ppb)	As (ppb)	Mo (ppb)
8/16/2016	Tuesday	29.37	10.21	101.00		1.35	
8/17/2016	Wednesday	29.14	9.34	120.77		1.43	
8/23/2016	Tuesday	28.44	7.46	80.03		1.20	
8/24/2016	Wednesday	29.45	19.38	88.31		1.24	
8/30/2016	Tuesday	29.34	11.88	90.70		1.33	
8/31/2016	Wednesday	28.93	11.45	108.64		1.37	
9/6/2016	Tuesday	29.54	7.99	77.56		1.15	
9/7/2016	Wednesday	38.13	10.05	111.25		1.24	
9/13/2016	Tuesday	26.69	8.07	93.58	1.18	1.26	3.99
9/14/2016	Wednesday	28.61	8.79	84.13		1.27	
9/20/2016	Tuesday	27.99	8.00	88.75		1.11	
9/21/2016	Wednesday	28.04	7.76	89.69		1.19	
9/27/2016	Tuesday	36.29	8.38	96.74		1.17	
9/28/2016	Wednesday	27.32	8.30	88.55		1.22	
10/4/2016	Tuesday	27.92	8.48	109.47	1.42	1.12	5.37
10/5/2016	Wednesday	28.68	8.20	106.89		1.22	
10/11/2016	Tuesday	42.01	9.01	117.13		0.85	
10/12/2016	Wednesday	30.15	8.16	126.45		1.00	
10/18/2016	Tuesday	29.04	6.94	103.17		1.27	
10/19/2016	Wednesday	29.41	8.93	127.31		1.25	
10/25/2016	Tuesday	28.76	11.73	120.95		1.24	
10/26/2016	Wednesday	31.37	9.95	113.38		1.18	
11/1/2016	Tuesday	29.52	10.24	128.71		1.11	
11/2/2016	Wednesday	30.51	9.58	142.41		1.16	
11/8/2016	Tuesday	29.40	9.80	116.34		1.16	
11/9/2016	Wednesday	28.99	7.81	97.89		1.10	
11/15/2016	Tuesday	52.12	10.88	119.84	1.12	0.91	3.94
11/16/2016	Wednesday	52.97	14.19	134.04		0.91	
11/22/2016	Tuesday	27.66	10.47	108.60		1.03	
11/23/2016	Wednesday	28.63	9.46	120.63		1.20	
11/29/2016	Tuesday	52.74	13.36	120.31		1.25	
11/30/2016	Wednesday	64.57	18.96	147.38		1.30	

Field's Point Effluent Metals 2016
all analyses in ppb

Date	Day of the Week	Effluent Flow	Al (ppb)	Fe (ppb)	Se (ppb)	As (ppb)	Mo (ppb)
12/6/2016	Tuesday	32.26	10.14	117.11	1.89	1.65	5.63
12/7/2016	Wednesday	31.65	9.07	106.34		1.65	
12/13/2016	Tuesday	31.08	10.59	103.04		1.36	
12/14/2016	Wednesday	30.76	14.07	115.36		1.31	
12/20/2016	Tuesday	31.16	10.04	127.71		1.57	
12/21/2016	Wednesday	29.83	9.27	128.86		1.56	
12/27/2016	Tuesday	30.44	10.16	142.69		1.71	
12/28/2016	Wednesday	32.12	10.51	156.94		1.60	

Field's Point Effluent Metals 2016
all analyses in ppb

Date	Day of the Week	Effluent Flow	Cd (ppb)	TTL Cr (ppb)	Cu (ppb)	Pb (ppb)	Hg (ppb)	Ni (ppb)	Ag (ppb)	Zn (ppb)	Total CN (ppb)
1/5/2016	Tuesday	30.82	0.026	1.725	3.051	0.468	0.0047	16.599	0.029	26.363	12.40
1/6/2016	Wednesday	31.67	0.023	1.996	3.089	0.352	0.0037	18.104	0.024	27.493	10.50
1/12/2016	Tuesday	63.20	0.026	1.986	3.044	0.574	0.0033	12.217	0.035	37.294	7.93
1/13/2016	Wednesday	55.48	0.027	1.553	2.632	0.53	0.0061	16.573	0.034	31.734	6.82
1/19/2016	Tuesday	38.69	0.027	2.258	2.724	0.448	0.0027	13.741	0.028	31.292	9.50
1/20/2016	Wednesday	38.06	0.026	2.173	2.454	0.366	0.0025	15.173	0.039	31.056	6.49
1/26/2016	Tuesday	41.37	0.026	1.535	2.69	0.329	0.0032	14.843	0.032	34.764	7.67
1/27/2016	Wednesday	35.79	0.024	2.132	2.865	0.341	0.0028	18.632	0.034	37.819	6.94
2/2/2016	Tuesday	35.99	0.023	2.822	2.755	0.343	0.0029	16.954	0.029	34.088	6.96
2/3/2016	Wednesday	53.75	0.028	2.241	3.383	0.593	0.0026	13.112	0.042	32.764	6.26
2/9/2016	Tuesday	45.55	0.027	2.148	2.406	0.397	0.0030	12.524	0.028	33.364	9.68
2/10/2016	Wednesday	41.04	0.034	2.473	3.047	0.462	0.0033	14.623	0.035	33.431	7.07
2/16/2016	Tuesday	71.18	0.048	2.083	4.567	1.178	0.0044	10.568	0.123	36.916	13.70
2/17/2016	Wednesday	61.67	0.035	1.552	3.133	0.761	0.0066	10.436	0.058	33.117	9.10
2/23/2016	Tuesday	46.31	0.042	1.884	3.413	0.685	0.0040	12.647	0.059	29.358	5.84
2/24/2016	Wednesday	64.60	0.035	1.565	7.312	0.798	0.0049	12.233	0.058	31.376	5.69
3/1/2016	Tuesday	46.60	0.029	2.003	2.723	0.506	0.0061	15.53	0.032	27.21	4.28
3/2/2016	Wednesday	49.65	0.027	1.555	2.563	0.449	0.0039	14.505	0.026	29.169	6.06
3/8/2016	Tuesday	41.09	0.034	1.591	2.396	<0.300	0.0032	17.214	<0.020	28.018	6.39
3/9/2016	Wednesday	38.67	0.036	1.847	6.959	0.404	0.0026	19.528	0.022	29.113	5.96
3/15/2016	Tuesday	57.80	0.041	1.835	2.609	0.368	0.0024	17.946	0.022	28.728	6.08
3/16/2016	Wednesday	48.22	0.024	2.454	2.43	0.363	0.0025	18.26	0.02	30.147	5.98
3/22/2016	Tuesday	37.31	0.031	1.671	2.245	0.311	0.0049	17.766	<0.020	31.42	6.79
3/23/2016	Wednesday	37.78	0.028	1.716	2.318	<0.300	0.0025	16.292	<0.020	29.852	5.66
3/29/2016	Tuesday	35.20	0.031	3.326	2.594	0.307	0.0024	16.014	0.02	32.219	4.64
3/30/2016	Wednesday	35.88	0.034	2.457	2.897	0.329	0.0030	20.162	0.02	33.224	6.01
4/5/2016	Tuesday	45.73	0.039	1.687	2.964	0.432	0.0031	18.556	0.026	36.807	8.06
4/6/2016	Wednesday	46.98	0.045	1.914	3.082	0.437	0.0023	17.567	0.027	34.501	6.52
4/12/2016	Tuesday	51.93	0.030	1.762	2.488	0.415	<0.0020	11.263	<0.020	26.4	5.55
4/13/2016	Wednesday	51.54	0.032	1.649	2.277	0.374	<0.0020	11.842	<0.020	25.502	6.44
4/19/2016	Tuesday	40.94	0.037	1.498	2.184	0.345	0.0031	10.684	<0.020	22.062	9.08
4/20/2016	Wednesday	39.90	0.025	1.978	2.257	0.341	0.0026	11.859	<0.020	25.691	9.66
4/26/2016	Tuesday	42.24	<0.020	1.481	1.81	<0.300	0.0052	11.684	<0.020	22.691	6.32
4/27/2016	Wednesday	36.56	<0.020	2.167	2.293	<0.300	0.0030	12.667	<0.020	25.063	7.69
5/3/2016	Tuesday	44.76	<0.020	1.889	2.258	0.323	0.0053	11.916	<0.020	24.19	7.54
5/4/2016	Wednesday	48.50	0.024	1.504	2.325	0.394	0.0026	11.994	<0.020	23.949	6.44

Field's Point Effluent Metals 2016
all analyses in ppb

Date	Day of the Week	Effluent Flow	Cd (ppb)	TTL Cr (ppb)	Cu (ppb)	Pb (ppb)	Hg (ppb)	Ni (ppb)	Ag (ppb)	Zn (ppb)	Total CN (ppb)
5/10/2016	Tuesday	37.50	0.041	1.739	2.438	0.3	<0.0020	13.965	0.198	23.944	7.96
5/11/2016	Wednesday	36.02	0.024	2.05	2.221	0.303	0.0035	13.91	0.117	25.635	8.90
5/17/2016	Tuesday	35.72	0.021	1.669	2.399	0.306	0.0032	12.301	0.059	23.669	10.00
5/18/2016	Wednesday	33.69	0.022	1.453	2.051	0.303	0.0032	12.296	0.052	22.858	11.10
5/24/2016	Tuesday	37.91	0.072	1.397	2.243	0.34	0.0023	12.972	0.044	20.768	10.20
5/25/2016	Wednesday	32.26	0.032	1.265	2.161	0.311	0.0023	13.844	0.037	23.647	9.30
5/31/2016	Tuesday	59.65	0.023	0.969	1.75	0.336	0.0031	7.762	0.037	17.976	10.00
6/1/2016	Wednesday	58.51	<0.020	0.941	1.816	0.309	0.0047	11.634	0.029	18.83	8.99
6/7/2016	Tuesday	34.78	0.039	1.512	2.191	0.393	0.0028	12.319	0.022	21.523	11.10
6/8/2016	Wednesday	33.99	0.026	1.569	2.189	0.376	0.0029	13.786	0.022	23.33	8.89
6/14/2016	Tuesday	34.51	0.183	1.527	2.443	0.332	0.0047	16.05	0.021	25.547	15.40
6/15/2016	Wednesday	30.43	0.030	1.644	1.984	0.317	0.0047	14.888	<0.020	23.84	11.70
6/21/2016	Tuesday	41.15	<0.020	1.966	2.171	0.352	0.0041	11.595	0.02	23.189	10.90
6/22/2016	Wednesday	30.83	<0.020	2.075	1.905	0.333	0.0043	13.148	<0.020	25.129	10.50
6/28/2016	Tuesday	42.11	0.048	1.271	2.726	0.445	0.0034	11.929	0.034	26.311	11.50
6/29/2016	Wednesday	46.60	<0.020	1.204	2.124	0.432	0.0041	12.781	0.024	22.911	9.59
7/5/2016	Tuesday	43.53	0.020	1.353	2.147	<0.300	0.0024	12.312	<0.020	23.006	11.10
7/6/2016	Wednesday	32.03	0.161	1.864	1.948	0.322	0.0026	15.333	<0.020	30.26	10.50
7/12/2016	Tuesday	30.04	0.024	1.13	2.147	0.366	0.0035	16.55	<0.020	31.353	14.10
7/13/2016	Wednesday	30.41	0.021	1.011	2.184	0.357	<0.0020	16.43	0.048	29.558	8.52
7/19/2016	Tuesday	29.60	<0.020	1.491	2.128	0.327	0.0025	14.92	<0.020	27.89	4.52
7/20/2016	Wednesday	29.03	<0.020	3.701	2.272	0.326	0.0022	17.211	<0.020	29.782	5.45
7/26/2016	Tuesday	30.36	<0.020	1.044	2.101	0.311	<0.0020	19.83	0.02	27.844	<8.00
7/27/2016	Wednesday	29.66	<0.020	1.381	1.955	0.336	0.0029	19.357	0.021	24.62	10.20
8/2/2016	Tuesday	42.59	<0.020	1.013	2.056	0.336	0.0046	15.013	0.021	24.024	<8.00
8/3/2016	Wednesday	29.97	0.024	1.424	2.082	0.352	0.0027	17.545	0.023	31.533	<8.00
8/9/2016	Tuesday	26.48	<0.020	1.802	2.666	0.427	0.0050	19.864	0.025	25.235	<8.00
8/10/2016	Wednesday	51.49	<0.020	1.555	2.118	0.426	0.0029	14.2	<0.020	24.779	8.41
8/16/2016	Tuesday	29.37	<0.020	1.14	2.111	0.428	0.0036	14.262	<0.020	27.539	9.51
8/17/2016	Wednesday	29.14	<0.020	4.216	2.383	0.481	0.0026	15.009	<0.020	27.989	12.10
8/23/2016	Tuesday	28.44	<0.020	0.962	1.79	0.33	0.0046	18.172	0.047	26.128	<8.00
8/24/2016	Wednesday	29.45	<0.020	2.649	1.958	0.352	0.0050	25.324	0.034	29.746	9.26
8/30/2016	Tuesday	29.34	<0.020	2.679	1.881	0.334	0.0060	18.869	0.029	29.246	8.04
8/31/2016	Wednesday	28.93	<0.020	2.226	2.1	0.386	0.0073	19.154	0.025	27.509	10.40
9/6/2016	Tuesday	29.54	<0.020	2.749	2.027	<0.300	0.0037	14.273	0.021	22.943	<8.00
9/7/2016	Wednesday	38.13	<0.020	2.056	2.673	0.355	0.0045	18.907	0.036	27.503	<8.00

Field's Point Effluent Metals 2016
all analyses in ppb

Date	Day of the Week	Effluent Flow	Cd (ppb)	TTL Cr (ppb)	Cu (ppb)	Pb (ppb)	Hg (ppb)	Ni (ppb)	Ag (ppb)	Zn (ppb)	Total CN (ppb)
9/13/2016	Tuesday	26.69	<0.020	1.746	2.166	<0.300	0.0045	16.983	<0.020	30.38	<8.00
9/14/2016	Wednesday	28.61	<0.020	2.419	2.177	<0.300	0.0052	20.03	<0.020	29.554	<8.00
9/20/2016	Tuesday	27.99	<0.020	1.432	1.98	<0.300	0.0027	20.349	<0.020	28.638	10.50
9/21/2016	Wednesday	28.04	<0.020	1.191	1.715	0.315	<0.0020	17.455	<0.020	27.355	10.60
9/27/2016	Tuesday	36.29	<0.020	1.494	1.816	<0.300	0.0024	16.582	<0.020	22.143	10.60
9/28/2016	Wednesday	27.32	<0.020	1.533	1.823	<0.300	0.0025	16.549	<0.020	23.794	8.28
10/4/2016	Tuesday	27.92	<0.020	1.464	1.92	0.36	0.0023	18.936	<0.020	26.528	5.98
10/5/2016	Wednesday	28.68	<0.020	2.454	1.918	0.328	0.0029	22.054	<0.020	25.288	5.18
10/11/2016	Tuesday	42.01	<0.020	0.891	1.912	0.322	0.0029	16.918	<0.020	19.684	5.22
10/12/2016	Wednesday	30.15	<0.020	2.164	1.613	0.326	0.0035	21.036	<0.020	23.024	6.09
10/18/2016	Tuesday	29.04	<0.020	1.057	1.616	<0.300	0.0035	13.873	<0.020	23.268	<8.00
10/19/2016	Wednesday	29.41	<0.020	2.496	1.741	0.302	0.0047	21.909	<0.020	21.302	10.80
10/25/2016	Tuesday	28.76	0.025	1.395	2.117	0.368	0.0024	19.368	<0.020	23.683	5.98
10/26/2016	Wednesday	31.37	<0.020	2.279	2.122	0.31	0.0025	23.576	0.027	24.09	5.56
11/1/2016	Tuesday	29.52	<0.020	1.324	2.181	0.325	0.0029	15.6	<0.020	23.996	6.65
11/2/2016	Wednesday	30.51	<0.020	2.012	2.149	0.327	0.0027	20.601	0.025	23.565	6.39
11/8/2016	Tuesday	29.40	0.033	1.795	2.177	0.316	0.0026	20.773	0.027	24.787	6.07
11/9/2016	Wednesday	28.99	<0.020	1.359	1.874	<0.300	0.0029	19.212	<0.020	24.38	4.26
11/15/2016	Tuesday	52.12	<0.020	1.504	2.054	0.347	<0.0020	14.162	0.022	24.307	5.86
11/16/2016	Wednesday	52.97	<0.020	3.902	2.646	0.388	0.0026	25.906	0.023	29.51	5.17
11/22/2016	Tuesday	27.66	<0.020	5.316	1.924	0.303	0.0033	21.326	<0.020	24.741	8.27
11/23/2016	Wednesday	28.63	<0.020	2.402	2.184	0.319	0.0027	17.765	<0.020	24.116	7.47
11/29/2016	Tuesday	52.74	<0.020	1.674	2.741	0.357	<0.0020	13.464	0.027	26.659	4.42
11/30/2016	Wednesday	64.57	<0.020	1.754	3.022	0.498	0.0029	16.537	0.046	34.311	<4.00
12/6/2016	Tuesday	32.26	0.023	1.93	2.659	0.321	0.0022	19.24	0.028	39.35	8.66
12/7/2016	Wednesday	31.65	<0.020	2.066	2.435	0.315	0.0032	22.263	0.023	30.275	7.46
12/13/2016	Tuesday	31.08	<0.020	1.202	2.181	0.329	<0.0020	17.955	0.022	31.35	5.59
12/14/2016	Wednesday	30.76	<0.020	2.227	2.49	0.331	0.0026	20.079	0.022	27.856	8.07
12/20/2016	Tuesday	31.16	0.021	1.448	2.754	0.36	0.0028	18.586	0.031	33.022	6.42
12/21/2016	Wednesday	29.83	<0.020	1.942	2.594	0.336	0.0026	22.42	0.026	33.358	7.74
12/27/2016	Tuesday	30.44	<0.020	1.113	2.329	0.364	0.0024	17.203	0.02	30.973	8.45
12/28/2016	Wednesday	32.12	<0.020	1.594	2.88	0.361	0.0028	16.592	0.026	31.437	7.69

Field's Point Monthly Effluent Data 2016
all results in ppb

Date		Flow (MGD)	Cd	TTL Cr	Cu	Pb	Hg(ppb)	Ni	Ag	Zn	CN
January	Average	41.10	0.03	1.92	2.82	0.43	3.62	15.74	0.03	32.23	8.53
	Minimum	30.61	0.02	1.54	2.45	0.33	2.50	12.22	0.02	26.36	6.49
	Maximum	66.33	0.03	2.26	3.09	0.57	6.13	18.63	0.04	37.82	12.40
February	Average	49.64	0.03	2.10	3.75	0.65	3.96	12.89	0.05	33.05	8.04
	Minimum	35.99	0.02	1.55	2.41	0.34	2.57	10.44	0.03	29.36	5.69
	Maximum	71.18	0.05	2.82	7.31	1.18	6.63	16.95	0.12	36.92	13.70
March	Average	41.32	0.03	2.05	2.97	0.36	3.36	17.32	0.02	29.91	5.79
	Minimum	35.03	0.02	1.56	2.25	0.30	2.40	14.51	0.02	27.21	4.28
	Maximum	57.80	0.04	3.33	6.96	0.51	6.07	20.16	0.03	33.22	6.79
April	Average	47.86	0.03	1.77	2.42	0.37	2.91	13.27	0.02	27.34	7.42
	Minimum	36.17	0.02	1.48	1.81	0.30	2.00	10.68	0.02	22.06	5.55
	Maximum	71.24	0.05	2.17	3.08	0.44	5.20	18.56	0.03	36.81	9.66
May	Average	39.68	0.03	1.55	2.21	0.32	3.05	12.33	0.06	22.96	9.05
	Minimum	32.26	0.02	0.97	1.75	0.30	2.00	7.76	0.02	17.98	6.44
	Maximum	59.65	0.07	2.05	2.44	0.39	5.32	13.97	0.20	25.64	11.10
June	Average	36.69	0.05	1.52	2.17	0.37	3.96	13.13	0.02	23.40	10.95
	Minimum	29.43	0.02	0.94	1.82	0.31	2.80	11.60	0.02	18.83	8.89
	Maximum	58.51	0.18	2.08	2.73	0.45	4.71	16.05	0.03	26.31	15.40
July	Average	32.26	0.04	1.62	2.11	0.33	2.52	16.49	0.02	28.04	9.05
	Minimum	27.84	0.02	1.01	1.95	0.30	2.00	12.31	0.02	23.01	4.52
	Maximum	45.11	0.16	3.70	2.27	0.37	3.52	19.83	0.05	31.35	14.10
August	Average	33.20	0.02	1.97	2.11	0.39	4.42	17.74	0.03	27.37	8.97
	Minimum	26.07	0.02	0.96	1.79	0.33	2.56	14.20	0.02	24.02	8.00
	Maximum	53.94	0.02	4.22	2.67	0.48	7.30	25.32	0.05	31.53	12.10
September	Average	31.06	0.02	1.83	2.05	0.31	3.44	17.64	0.02	26.54	9.00
	Minimum	26.69	0.02	1.19	1.72	0.30	2.00	14.27	0.02	22.14	8.00
	Maximum	53.42	0.02	2.75	2.67	0.36	5.22	20.35	0.04	30.38	10.60
October	Average	35.98	0.02	1.78	1.87	0.33	3.07	19.71	0.02	23.36	6.60
	Minimum	27.43	0.02	0.89	1.61	0.30	2.28	13.87	0.02	19.68	5.18
	Maximum	60.11	0.03	2.50	2.12	0.37	4.67	23.58	0.03	26.53	10.80
November	Average	33.09	0.02	2.30	2.30	0.35	2.65	18.53	0.03	26.04	5.86
	Minimum	26.09	0.02	1.32	1.87	0.30	2.00	13.46	0.02	23.57	4.00
	Maximum	64.57	0.03	5.32	3.02	0.50	3.31	25.91	0.05	34.31	8.27
December	Average	35.78	0.02	1.69	2.54	0.34	2.58	19.29	0.02	32.20	7.51
	Minimum	29.29	0.02	1.11	2.18	0.32	2.00	16.59	0.02	27.86	5.59
	Maximum	55.55	0.02	2.23	2.88	0.36	3.24	22.42	0.03	39.35	8.66

Field's Point Effluent Loading Summary 2016

Field's Point monthly mean effluent loading summary (lbs/month)

Monthly total loads calculated as: Monthly Total Effluent Flow (MG) * Average Daily Concentration (ppb) * Conversion Factor (0.00834).

Month	Total Monthly Eff Flow (MG)	Cd	Total Cr	Cu	Pb	Hg	Ni	Ag	Zn	Total Cyanide	Total Metals*
January	1,273.95	0.27	20.40	29.95	4.53	0.0384	167.18	0.34	342.40	90.64	565.10
February	1,439.69	0.41	25.17	45.05	7.83	0.0476	154.74	0.65	396.85	96.51	630.74
March	1,281.03	0.34	21.85	31.77	3.89	0.0358	185.06	0.24	319.55	61.81	562.73
April	1,435.92	0.37	21.16	28.97	4.41	0.0348	158.86	0.26	327.41	88.80	541.47
May	1,230.04	0.32	15.88	22.62	3.32	0.0313	126.48	0.67	235.53	92.83	404.85
June	1,100.80	0.41	13.98	19.94	3.36	0.0363	120.50	0.22	214.84	100.55	373.29
July	999.93	0.32	13.53	17.60	2.76	0.0210	137.54	0.20	233.83	75.46	405.79
August	1,029.08	0.18	16.88	18.15	3.31	0.0380	152.26	0.23	234.93	77.00	425.96
September	931.81	0.16	14.20	15.91	2.40	0.0267	137.09	0.17	206.24	69.92	376.20
October	1,115.43	0.19	16.51	17.39	3.04	0.0286	183.34	0.19	217.30	61.41	438.00
November	992.79	0.18	19.08	19.00	2.88	0.0220	153.46	0.21	215.58	48.49	410.42
December	1,109.11	0.19	15.63	23.50	3.14	0.0238	178.45	0.23	297.87	69.47	519.04
Total (lbs/year)		3.33	214.28	289.85	44.86	0.3844	1854.98	3.59	3242.34	932.88	

*Total = Sum of Monthly Metals Loads (Cd, Cr, Cu, Pb, Hg, Ni, Ag, Zn)

Field's Point monthly mean effluent loading summary (lbs/day)

Average of daily loads – Each daily load is calculated as: Daily Effluent Flow (MG) * Daily Concentration (ppb) * Conversion Factor (0.00834); the average of those loads is reported here.

Month	Mean Eff Flow (MGD)	Cd	Total Cr	Cu	Pb	Hg	Ni	Ag	Zn	Total Cyanide	Total Metals*
January	41.10	0.01	0.67	0.98	0.15	0.0013	5.39	0.01	11.45	2.89	18.66
February	49.64	0.02	0.89	1.74	0.31	0.0018	5.48	0.03	14.53	3.64	22.99
March	41.32	0.01	0.72	1.05	0.13	0.0012	6.16	0.01	10.62	2.07	18.70
April	47.86	0.01	0.65	0.90	0.14	0.0011	4.94	0.01	10.21	2.71	16.86
May	39.68	0.01	0.52	0.74	0.11	0.0011	4.07	0.02	7.69	3.04	13.17
June	36.69	0.01	0.48	0.71	0.12	0.0013	4.23	0.01	7.56	3.53	13.12
July	32.26	0.01	0.42	0.56	0.09	0.0007	4.32	0.01	7.38	2.44	12.78
August	33.20	0.01	0.52	0.57	0.10	0.0012	4.71	0.01	7.35	2.41	13.26
September	31.06	0.01	0.46	0.52	0.08	0.0009	4.46	0.01	6.68	2.28	12.22
October	35.98	0.01	0.45	0.48	0.08	0.0008	5.06	0.01	5.97	1.68	12.05
November	33.09	0.01	0.75	0.79	0.12	0.0009	6.04	0.01	8.91	1.84	16.63
December	35.78	0.01	0.44	0.66	0.09	0.0007	5.01	0.01	8.38	1.95	14.59

*Total = Sum of Monthly Average Metals Loads (Cd, Cr, Cu, Pb, Hg, Ni, Ag, Zn)

Field's Point Effluent Loading Summary 2016

Field's Point monthly mean effluent concentration (ppb)

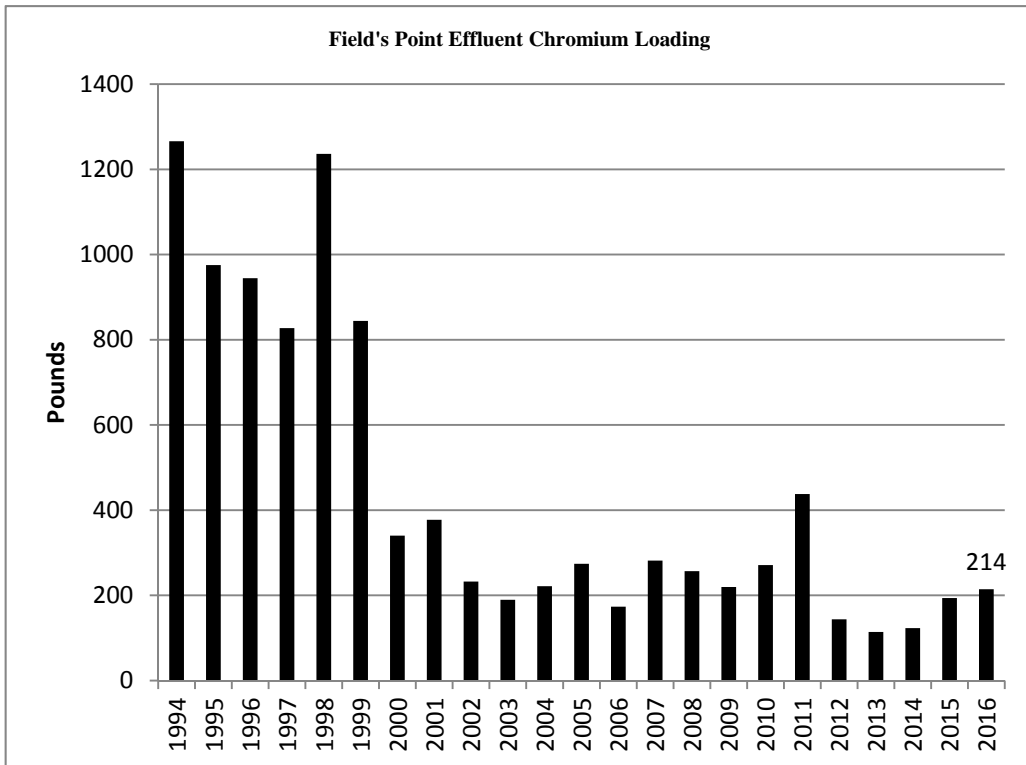
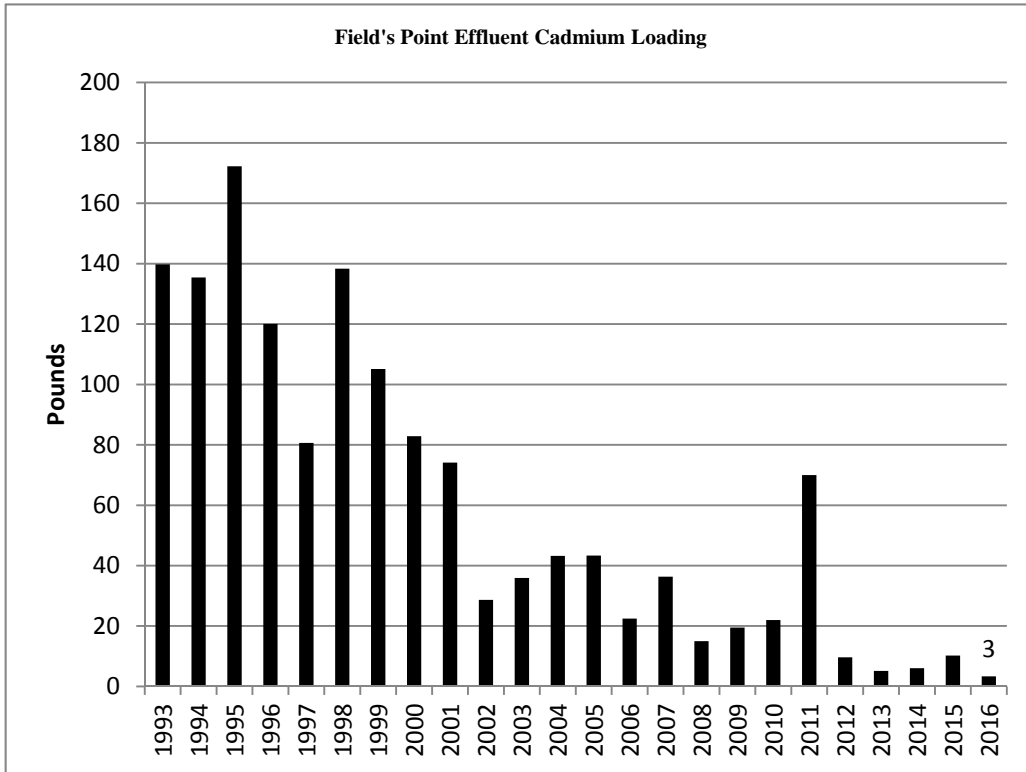
Month	Mean Eff Flow (MGD)	Cd	Total Cr	Cu	Pb	Hg	Ni	Ag	Zn	Total Cyanide	Total Metals*
January	41.10	0.026	1.920	2.819	0.426	0.0036	15.735	0.032	32.227	8.53	53.19
February	49.64	0.034	2.096	3.752	0.652	0.0040	12.887	0.054	33.052	8.04	52.53
March	41.32	0.032	2.046	2.973	0.364	0.0034	17.322	0.022	29.910	5.79	52.67
April	47.86	0.031	1.767	2.419	0.368	0.0029	13.265	0.022	27.340	7.42	45.21
May	39.68	0.031	1.548	2.205	0.324	0.0031	12.329	0.065	22.960	9.05	39.46
June	36.69	0.045	1.523	2.172	0.365	0.0040	13.126	0.024	23.401	10.95	40.66
July	32.26	0.038	1.622	2.110	0.331	0.0025	16.493	0.024	28.039	9.05	48.66
August	33.20	0.020	1.967	2.115	0.385	0.0044	17.741	0.026	27.373	8.97	49.63
September	31.06	0.020	1.828	2.047	0.309	0.0034	17.641	0.022	26.539	9.00	48.41
October	35.98	0.021	1.775	1.870	0.327	0.0031	19.709	0.021	23.358	6.60	47.08
November	33.09	0.021	2.304	2.295	0.348	0.0027	18.535	0.025	26.037	5.86	49.57
December	35.78	0.021	1.690	2.540	0.340	0.0026	19.292	0.025	32.203	7.51	56.11

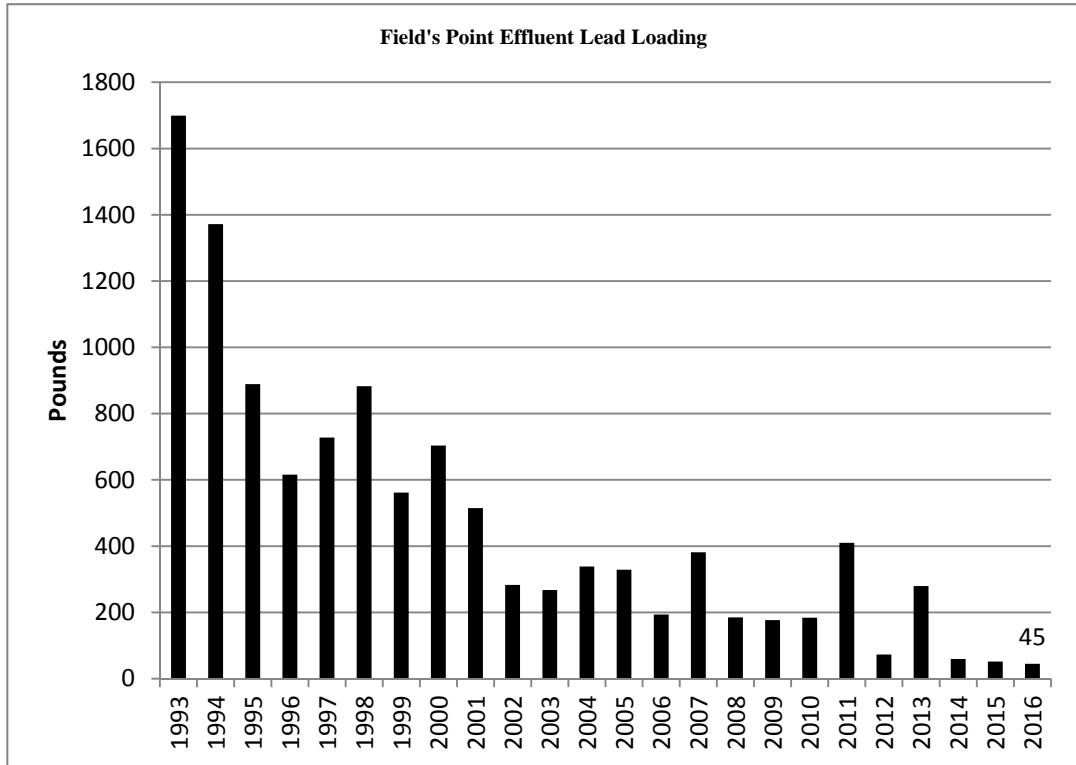
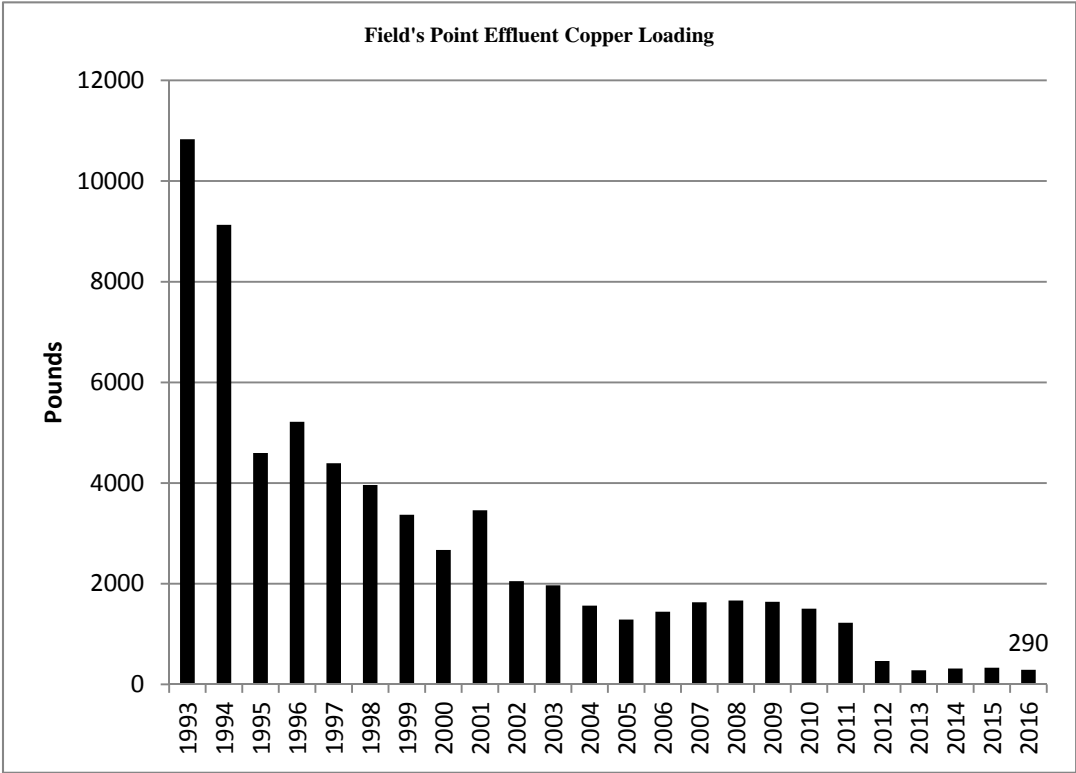
*Total = Sum of Monthly Average Metals Concentrations (Cd, Cr, Cu, Pb, Hg, Ni, Ag, Zn)

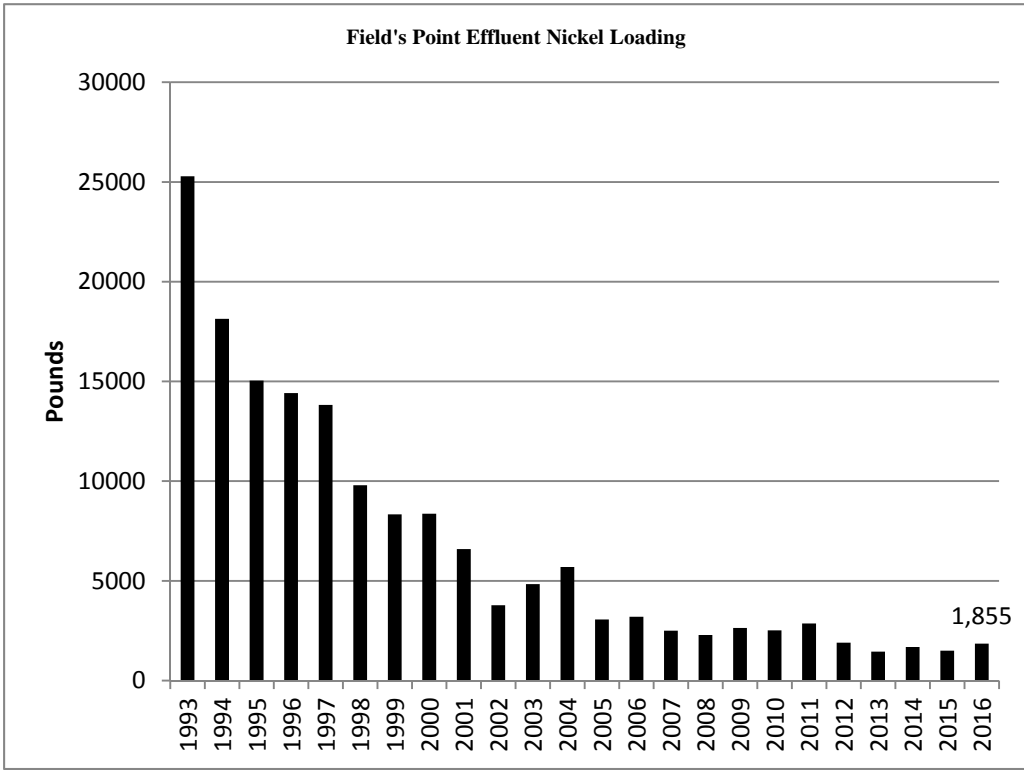
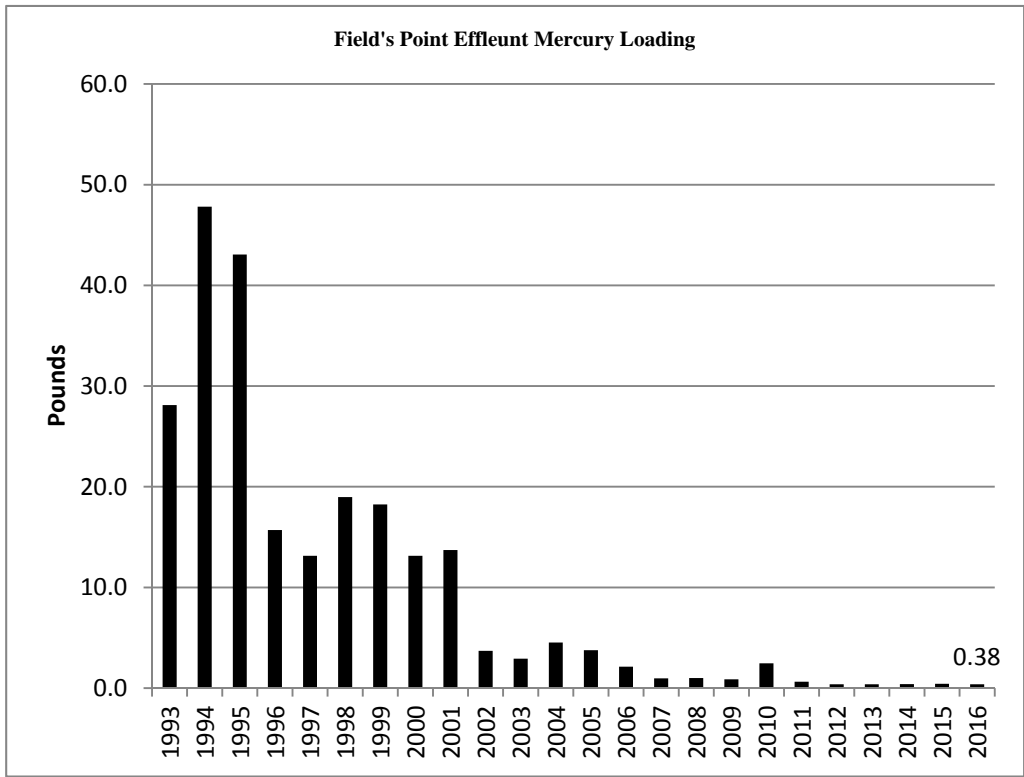
Field's Point Effluent Metals Loading (lb/yr)

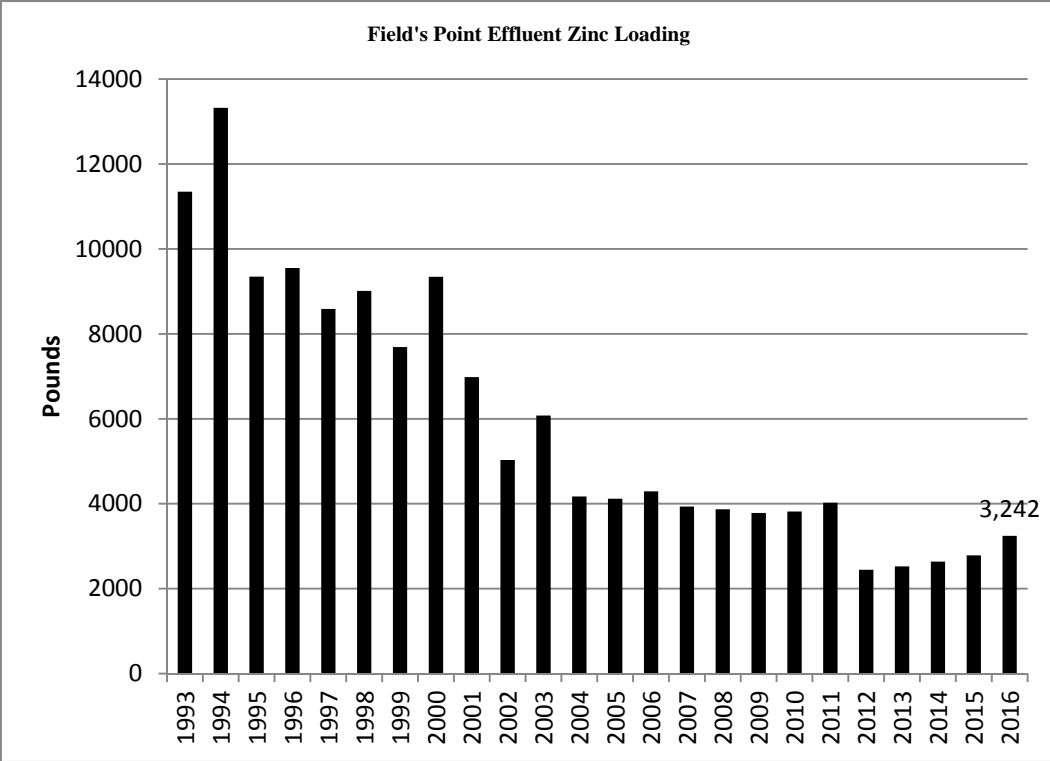
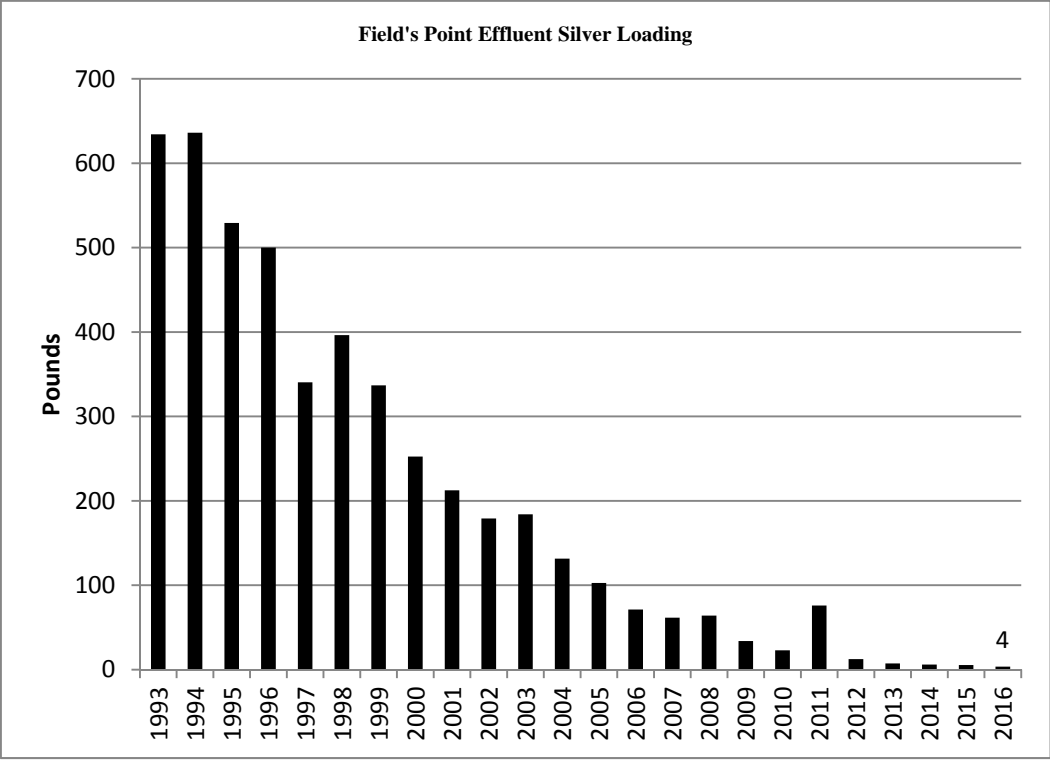
Year	Cadmium	Chromium	Copper	Lead	Mercury	Nickel	Silver	Zinc
1993	140		10831	1699	28.1	25289	634	11347
1994	135	1266	9132	1372	47.8	18134	636	13324
1995	172	975	4598	889	43.1	15045	529	9348
1996	120	945	5218	616	15.7	14416	500	9552
1997	81	827	4393	727	13.1	13819	341	8585
1998	138	1236	3960	883	19.0	9797	396	9011
1999	105	844	3371	562	18.3	8338	337	7689
2000	83	340	2670	704	13.1	8369	253	9345
2001	74	377	3458	515	13.7	6595	212	6981
2002	29	232	2050	283	3.7	3774	179	5031
2003	36	190	1968	268	2.9	4838	184	6076
2004	43	222	1564	338	4.5	5694	132	4171
2005	43	274	1289	329	3.8	3062	103	4117
2006	22	174	1443	194	2.1	3199	71	4290
2007	36	282	1,632	382	1.0	2,505	62	3934
2008	15	257	1667	185	1.0	2282	64	3870
2009	19	220	1642	177	0.9	2640	34	3782
2010	22	271	1505	184	2.5	2518	23	3818
2011	70	438	1224	410	0.6	2863	76	4022
2012	10	144	465	73	0.4	1900	12	2445
2013	5	114	279	279	0.4	1452	7	2523
2014	6	123	313	59	0.4	1682	6	2637
2015	10	194	330	52	0.4	1503	5	2786
2016	3	214	290	45	0.4	1855	4	3242

* In 2011, several samples for Cadmium, Chromium, Lead, and Silver had to be analyzed on equipment with higher detection limits, resulting in an increase in loadings that was not actually reflective of what was being discharged at Field's Point.









***EFFLUENT DISSOLVED
METALS DATA

FIELD'S POINT***

Field's Point Dissolved Metals 2016

all results in ppb

MDL = method detection limit

Date	Cd		Cr		Cu		Pb		Ni		Ag		Zn		Al		Fe	
	Cd	MDL	Cr	Cr MDL	Cu	MDL	Pb	Pb MDL	Ni	Ni MDL	Ag	MDL	Zn	Zn MDL	Al	MDL	Fe	Fe MDL
1/5/2016	0.02	0.02	1.49	0.30	3.09	0.30	0.30	0.30	15.72	0.30	0.02	0.02	25.87	4.00	5.53	3.00	46.15	3.00
2/9/2016	0.04	0.02	2.01	0.30	2.93	0.30	0.30	0.30	12.45	0.30	0.02	0.02	35.33	5.00	6.15	5.00	52.86	5.00
3/8/2016	0.03	0.02	1.54	0.30	2.38	0.30	0.30	0.30	17.32	0.30	0.02	0.02	28.86	5.00	5.00	5.00	48.29	5.00
4/5/2016	0.04	0.02	1.38	0.30	2.67	0.30	0.30	0.30	16.51	0.30	0.02	0.02	33.84	5.00	5.14	5.00	42.72	5.00
5/3/2016	0.02	0.02	1.85	0.30	4.84	0.30	0.31	0.30	12.04	0.30	0.02	0.02	28.38	5.00	5.00	5.00	42.40	5.00
6/7/2016	0.02	0.02	1.35	0.30	1.79	0.30	0.30	0.30	11.73	0.30	0.02	0.02	21.09	5.00	5.00	5.00	37.37	5.00
7/12/2016	0.02	0.02	1.15	0.30	2.03	0.30	0.30	0.30	16.42	0.30	0.02	0.02	28.30	5.00	5.00	5.00	40.22	5.00
8/2/2016	0.02	0.02	0.93	0.30	1.93	0.30	0.30	0.30	15.18	0.30	0.02	0.02	23.49	5.00	5.00	5.00	46.84	5.00
9/13/2016	0.02	0.02	1.91	0.30	2.01	0.30	0.30	0.30	17.13	0.30	0.02	0.02	30.10	5.00	5.00	5.00	50.40	5.00
10/4/2016	0.02	0.02	1.57	0.30	1.79	0.30	0.30	0.30	18.99	0.30	0.02	0.02	28.23	5.00	5.00	5.00	56.95	5.00
11/15/2016	0.02	0.02	1.91	0.30	2.09	0.30	0.30	0.30	14.14	0.30	0.02	0.02	24.53	5.00	5.00	5.00	50.46	5.00
12/6/2016	0.02	0.02	1.93	0.30	2.81	0.30	0.30	0.30	19.39	0.30	0.02	0.02	29.54	5.00	5.00	5.00	66.13	5.00

*Bold numbers are results that were reported at < detection limit

	Cd	Cr	Cu	Pb	Ni	Ag	Zn	Al	Fe
yearly average concentration	<0.02	1.58	2.53	<0.30	15.58	<0.02	28.13	<5.15	48.40
yearly median concentration	0.02	1.56	2.23	0.30	16.07	0.02	28.34	5.00	47.56
yearly minimum concentration	<0.02	0.93	1.79	<0.30	11.73	<0.02	21.09	<5.00	37.37
yearly maximum concentration	0.04	2.01	4.84	0.31	19.39	0.02	35.33	6.15	66.13

BIOASSAY DATA

FIELD'S POINT

Field's Point WWTF Bioassay Results - 2016						
<i>Americamysis bahia</i>						
Acute	1st Quarter, 2016			2nd Quarter, 2016		
Test	Result	Permit Limit	Pass Y/N	Result	Permit Limit	Pass Y/N
LC ₅₀	>100%	>100%	Y	>100%	>100%	Y
A-NOEC	100%	N/A**	N/A	NC	N/A**	N/A
	3rd Quarter, 2016			4th Quarter, 2016		
Test	Result	Permit Limit	Pass Y/N	Result	Permit Limit	Pass Y/N
LC ₅₀	>100%	>100%	N	>100%	>100%	Y
A-NOEC	100%	N/A**	N/A	100%	N/A**	N/A

* NOTE - % indicates Percent Effluent

** No permit limit exists for A-NOEC

LC₅₀ LC₅₀ is the effluent concentration that causes 50% mortality during the acute toxicity test duration.

A-NOEC No observable effect concentration: Highest concentration of the effluent in which 90% or more of the test animals survive

Acute Test continuous exposure to effluent for 48 hours

NC Not calculated

Field's Point WWTF Bioassay Results - 2016						
<i>Arbacia punctulata</i>						
Chronic	1st Quarter, 2016			2nd Quarter, 2016		
Test	Result	Permit Limit	Pass Y/N	Result	Permit Limit	Pass Y/N
C-NOEC	100%	Required monitoring: No Limit	Y	50%	Required monitoring: No Limit	Y
	3rd Quarter, 2016			4th Quarter, 2016		
Test	Result	Permit Limit	Pass Y/N	Result	Permit Limit	Pass Y/N
C-NOEC	100%	Required monitoring: No Limit	Y	100%	Required monitoring: No Limit	Y

* NOTE - % indicates Percent Effluent

C-NOEC Highest concentration of effluent with no observed effect on fertilization rates

Chronic test Tests for sublethal effects of effluent on specifically on fertilization rates of *A. punctulata* eggs. Exposure rate is 60 minutes

OIL AND GREASE DATA

FIELD'S POINT

Oil and Grease Data 2016

Field's Point Oil & Grease 2016

Date	Influent Flow MGD	Effluent Flow MGD	Influent Average ppm	Effluent Average ppm
1/5/2016	30.82	30.82	13.15	<4.0
2/9/2016	45.55	45.55	12.71	<4.0
3/8/2016	41.09	41.09	10.17	<4.0
4/5/2016	45.73	45.73	18.80	<4.0
5/3/2016	44.76	44.76	19.56	<4.0
6/7/2016	34.78	34.78	13.12	<4.0
7/13/2016	30.41	30.41	31.23	<4.0
8/2/2016	42.59	42.59	18.94	<4.0
9/27/2016	36.29	36.29	18.62	<4.0
10/4/2016	27.92	27.92	17.64	<4.0
11/15/2016	52.12	52.12	26.77	<4.0
12/6/2016	32.26	32.26	22.71	<4.0

***BOD, TSS, AND FECAL
COLIFORM DATA***

FIELD'S POINT

Field's Point 2016 Wastewater Treatment Plant
TSS, BOD and Fecal Coliform Data

Date	Fecal Coliform	Influent Flow (MGD)	Raw Influent TSS (mg/L)	Raw Influent BOD (mg/L)	Final Effluent TSS (mg/L)	Final Effluent BOD (mg/L)
	Bacteria (MPN/100mL)					
1/1/2016	4.0	36.04	94.67	157.96	2.89	4.86
1/2/2016	2.0	33.65	103.33	176.94	4.00	4.46
1/3/2016	2.0	34.76	107.33	158.87	3.22	5.09
1/4/2016	2.0	35.05	132.00	174.94	2.97	4.70
1/5/2016	2.8	30.82	142.00	179.67	4.07	4.49
1/6/2016	2.0	31.67	152.00	182.25	3.30	5.09
1/7/2016	10.2	30.61	162.00	186.24	3.57	4.93
1/8/2016	2.8	34.12	146.67	194.80	2.63	4.86
1/9/2016	2.0	32.43	176.00	189.06	3.43	5.22
1/10/2016	2.0	71.27	133.33	107.94	4.80	8.49
1/11/2016	2.0	65.41	94.00	111.79	4.77	5.62
1/12/2016	2.0	63.20	93.33	100.76	4.00	4.80
1/13/2016	2.0	55.48	80.00	114.07	4.80	4.39
1/14/2016	2.0	38.70	93.33	142.13	3.03	4.28
1/15/2016	2.0	40.83	122.67	174.59	2.80	4.18
1/16/2016	2.8	66.33	83.33	110.92	5.60	5.55
1/17/2016	2.0	55.18	71.33	111.60	4.17	4.37
1/18/2016	2.0	39.15	108.00	145.10	6.00	4.92
1/19/2016	2.0	38.69	120.67	165.39	5.60	4.78
1/20/2016	2.0	38.06	118.67	149.62	3.78	3.59
1/21/2016	2.0	38.36	111.33	139.98	3.67	3.51
1/22/2016	2.0	35.94	121.33	155.02	2.73	3.02
1/23/2016	2.0	38.91	117.33	164.71	3.51	3.01
1/24/2016	2.0	36.14	99.33	170.89	3.29	3.14
1/25/2016	2.0	38.99	140.67	174.66	3.38	4.21
1/26/2016	2.0	41.37	138.00	179.06	2.77	3.98
1/27/2016	2.0	35.79	113.33	142.69	3.43	3.37
1/28/2016	2.0	38.14	120.67	148.06	2.97	3.26
1/29/2016	2.0	34.88	138.67	191.31	4.33	3.43
1/30/2016	2.0	35.93	126.67	207.20	3.33	3.22
1/31/2016	2.0	34.69	140.00	204.91	4.09	3.68
2/1/2016	2.8	36.90	129.33	177.63	3.23	3.92
2/2/2016	2.0	35.99	140.00	180.26	2.50	3.32
2/3/2016	2.0	53.75	186.00	148.83	5.13	4.65
2/4/2016	2.8	68.52	83.33	125.89	5.30	4.75
2/5/2016	2.8	64.42	85.33	134.66	4.87	3.74
2/6/2016	2.0	48.68	98.67	136.11	5.67	3.61
2/7/2016	2.0	43.06	99.33	135.68	4.58	3.78
2/8/2016	2.0	42.86	115.33	123.49	4.84	3.29
2/9/2016	2.0	45.55	140.00	126.55	3.82	2.82
2/10/2016	2.0	41.04	130.67	141.46	4.36	3.21
2/11/2016	2.0	39.93	117.33	135.95	5.73	4.31
2/12/2016	2.0	40.75	110.00	166.75	3.63	3.39
2/13/2016	2.0	41.69	127.33	170.99	4.84	3.28
2/14/2016	2.0	39.01	132.00	155.44	5.51	4.25

Field's Point 2016 Wastewater Treatment Plant
TSS, BOD and Fecal Coliform Data

Date	Fecal Coliform		Raw Influent TSS (mg/L)	Raw Influent BOD (mg/L)	Final Effluent TSS (mg/L)	Final Effluent BOD (mg/L)
	Bacteria (MPN/100mL)	Influent Flow (MGD)				
2/15/2016	2.0	44.37	161.33	149.37	5.07	3.58
2/16/2016	2.0	71.18	178.67	106.04	15.40	8.88
2/17/2016	2.5	61.67	100.00	116.55	7.00	4.20
2/18/2016	2.0	64.37	78.67	105.09	5.23	3.57
2/19/2016	2.0	44.02	102.00	143.33	2.87	2.99
2/20/2016	2.0	43.14	100.67	157.12	2.93	2.68
2/21/2016	2.0	44.55	102.00	139.29	3.56	2.82
2/22/2016	2.0	42.24	123.33	143.70	5.13	3.38
2/23/2016	2.0	46.31	145.33	157.89	4.67	2.92
2/24/2016	2.0	64.60	142.00	140.14	9.00	7.62
2/25/2016	2.0	61.27	86.00	109.42	5.83	3.84
2/26/2016	2.0	62.58	88.67	117.04	6.00	3.52
2/27/2016	2.0	58.49	88.67	117.73	5.40	3.94
2/28/2016	2.0	43.57	82.67	123.83	3.47	2.86
2/29/2016	2.0	45.18	84.00	142.10	3.42	3.00
3/1/2016	2.0	46.60	133.33	152.13	3.91	2.95
3/2/2016	2.0	49.65	84.00	123.54	3.33	3.12
3/3/2016	2.0	41.11	83.33	124.09	3.60	2.72
3/4/2016	2.0	40.19	113.33	153.35	2.90	2.45
3/5/2016	2.0	42.48	80.00	136.16	3.20	2.56
3/6/2016	2.0	39.72	126.67	145.56	2.60	2.65
3/7/2016	2.0	40.63	106.00	150.32	3.23	3.26
3/8/2016	2.0	41.09	116.67	151.47	2.80	2.86
3/9/2016	2.0	38.67	135.33	164.07	2.77	3.53
3/10/2016	2.0	40.30	173.33	170.75	2.73	3.00
3/11/2016	2.0	39.72	136.67	163.69	2.80	3.17
3/12/2016	2.0	37.05	110.67	173.64	3.47	3.28
3/13/2016	2.0	38.82	122.00	165.83	3.82	3.51
3/14/2016	2.0	56.83	159.33	176.17	8.13	5.32
3/15/2016	2.0	57.80	74.67	122.46	7.47	4.97
3/16/2016	2.0	48.22	109.33	149.36	4.49	3.13
3/17/2016	2.0	41.17	136.67	155.32	4.00	3.60
3/18/2016	2.0	41.67	128.00	154.34	3.82	3.21
3/19/2016	2.0	37.96	113.33	172.79	3.96	2.71
3/20/2016	2.0	37.88	113.33	148.69	3.38	2.52
3/21/2016	2.0	43.78	116.00	164.92	4.04	4.26
3/22/2016	2.0	37.31	115.33	155.00	3.00	2.42
3/23/2016	2.0	37.78	115.33	174.66	2.87	2.41
3/24/2016	2.0	39.14	118.00	158.31	2.70	2.31
3/25/2016	2.0	36.08	134.67	194.01	2.17	2.53
3/26/2016	2.0	35.03	140.00	169.30	<2.00	2.43
3/27/2016	2.0	37.96	134.00	158.49	2.67	2.65
3/28/2016	2.0	45.81	141.33	162.39	3.67	3.18
3/29/2016	2.0	35.20	120.00	165.11	2.37	2.55
3/30/2016	2.0	35.88	123.33	173.54	3.38	2.86
3/31/2016	2.0	39.50	146.67	182.63	2.80	3.38
4/1/2016	2.0	36.48	127.33	151.56	2.77	3.74

Field's Point 2016 Wastewater Treatment Plant
TSS, BOD and Fecal Coliform Data

Date	Fecal Coliform		Raw Influent TSS (mg/L)	Raw Influent BOD (mg/L)	Final Effluent TSS (mg/L)	Final Effluent BOD (mg/L)
	Bacteria (MPN/100mL)	Influent Flow (MGD)				
4/2/2016	2.0	55.09	134.00	139.64	3.30	3.67
4/3/2016	2.0	65.18	62.00	92.32	5.91	4.61
4/4/2016	2.0	54.58	96.67	132.24	3.07	2.79
4/5/2016	2.0	45.73	100.67	140.99	3.03	3.26
4/6/2016	2.0	46.98	110.67	142.82	3.56	4.32
4/7/2016	2.0	71.28	110.67	114.10	3.42	4.73
4/8/2016	2.0	68.65	90.00	108.23	5.69	3.78
4/9/2016	2.0	70.88	61.00	97.92	4.03	3.73
4/10/2016	2.0	71.24	54.33	77.03	3.07	3.96
4/11/2016	2.0	51.52	104.67	136.28	2.47	4.00
4/12/2016	2.0	51.93	100.67	130.36	3.23	3.48
4/13/2016	2.9	51.54	98.00	130.65	2.30	3.79
4/14/2016	2.0	42.72	119.33	144.53	2.17	3.70
4/15/2016	2.0	43.34	118.67	144.36	2.57	3.76
4/16/2016	2.0	42.65	104.00	145.23	3.03	4.36
4/17/2016	2.0	41.85	121.33	155.82	2.27	4.60
4/18/2016	2.0	41.89	116.00	163.80	2.50	4.78
4/19/2016	2.0	40.94	115.33	160.30	2.67	5.55
4/20/2016	2.0	39.90	112.67	167.17	2.43	4.24
4/21/2016	2.0	40.71	123.33	166.05	2.23	5.56
4/22/2016	2.0	47.68	180.00	179.23	2.93	6.17
4/23/2016	2.0	48.35	93.33	141.18	2.20	3.87
4/24/2016	2.0	37.99	94.67	156.17	2.33	3.38
4/25/2016	2.0	39.82	108.67	157.48	2.10	3.62
4/26/2016	2.0	42.24	120.00	162.43	2.00	2.72
4/27/2016	2.0	36.56	114.67	170.27	<2.00	3.54
4/28/2016	2.0	36.17	130.00	155.69	2.03	2.72
4/29/2016	2.0	38.23	132.00	154.62	2.57	2.94
4/30/2016	2.0	37.55	116.67	182.55	2.70	4.20
5/1/2016	2.0	38.51	138.67	153.43	2.57	3.18
5/2/2016	2.0	46.00	176.67	185.70	2.90	3.72
5/3/2016	2.0	44.76	92.00	153.27	2.73	3.46
5/4/2016	3.2	48.50	122.67	148.24	3.20	2.99
5/5/2016	2.0	44.67	110.00	156.46	2.33	2.62
5/6/2016	2.0	57.01	104.67	138.72	7.67	4.30
5/7/2016	2.0	41.17	100.67	169.48	<2.00	2.66
5/8/2016	2.0	39.21	109.33	164.66	2.43	2.65
5/9/2016	2.0	36.07	128.00	186.45	2.93	3.21
5/10/2016	2.0	37.50	126.67	180.55	<2.00	3.17
5/11/2016	2.0	36.02	143.33	217.88	2.30	3.73
5/12/2016	2.0	37.97	130.67	287.34	2.03	3.68
5/13/2016	2.0	42.49	148.00	196.81	3.47	3.44
5/14/2016	2.0	35.85	117.33	196.62	2.57	3.57
5/15/2016	2.0	36.85	137.33	194.88	2.63	2.83
5/16/2016	2.0	35.31	129.33	191.90	3.03	3.06
5/17/2016	2.8	35.72	123.33	210.68	2.63	3.10

Field's Point 2016 Wastewater Treatment Plant
TSS, BOD and Fecal Coliform Data

Date	Fecal Coliform	Influent Flow (MGD)	Raw Influent TSS (mg/L)	Raw Influent BOD (mg/L)	Final Effluent TSS (mg/L)	Final Effluent BOD (mg/L)
	Bacteria (MPN/100mL)					
5/18/2016	2.5	33.69	143.33	256.56	2.50	3.17
5/19/2016	2.0	37.97	162.67	214.35	2.37	3.10
5/20/2016	2.0	33.57	128.00	208.65	2.50	3.04
5/21/2016	2.0	33.65	126.00	199.92	2.33	3.32
5/22/2016	2.0	36.02	165.33	213.52	2.50	2.75
5/23/2016	2.0	35.36	153.33	224.25	2.90	3.34
5/24/2016	2.0	37.91	161.33	197.59	3.03	2.77
5/25/2016	2.0	32.26	141.33	212.97	2.40	3.55
5/26/2016	5.1	36.52	132.67	199.92	2.67	3.68
5/27/2016	2.0	33.55	139.33	221.39	<2.00	3.71
5/28/2016	2.0	32.76	116.67	215.58	<2.00	3.57
5/29/2016	2.0	37.84	146.00	206.28	3.10	3.00
5/30/2016	2.8	55.68	128.00	164.59	4.80	3.96
5/31/2016	2.8	59.65	85.33	118.80	3.27	3.69
6/1/2016	2.0	58.51	86.67	146.21	2.83	3.65
6/2/2016	2.0	40.97	120.00	206.88	2.34	3.44
6/3/2016	2.0	33.16	115.33	175.22	3.00	3.16
6/4/2016	2.0	35.83	156.00	198.86	3.37	3.50
6/5/2016	2.0	52.78	172.67	182.10	5.47	4.52
6/6/2016	2.0	51.10	94.00	143.53	3.17	4.76
6/7/2016	2.0	34.78	126.67	162.62	2.80	3.32
6/8/2016	2.0	33.99	86.67	206.10	2.40	3.17
6/9/2016	2.0	33.99	130.67	212.26	2.63	3.07
6/10/2016	2.0	31.99	138.00	200.01	2.63	3.59
6/11/2016	2.0	40.38	138.67	186.55	5.20	4.23
6/12/2016	2.0	41.39	105.33	158.34	3.73	4.00
6/13/2016	2.8	31.56	172.00	217.96	3.43	3.34
6/14/2016	4.0	34.51	164.67	234.43	3.30	3.80
6/15/2016	2.0	30.43	171.33	229.42	3.70	4.72
6/16/2016	5.7	33.54	150.67	226.94	3.03	4.07
6/17/2016	2.0	30.93	143.33	204.30	3.00	3.86
6/18/2016	2.0	30.87	151.33	237.44	2.70	3.93
6/19/2016	3.7	32.20	150.67	198.60	3.47	3.17
6/20/2016	4.0	34.76	182.00	249.29	3.13	3.52
6/21/2016	29.7	41.15	165.33	216.30	3.03	4.74
6/22/2016	5.0	30.83	153.33	231.09	2.27	3.59
6/23/2016	5.3	31.47	147.33	215.92	<2.00	3.17
6/24/2016	2.0	29.43	170.67	253.77	2.67	4.36
6/25/2016	2.0	30.92	142.67	225.31	<2.00	3.99
6/26/2016	2.0	31.34	172.00	218.09	<2.00	4.03
6/27/2016	4.0	29.73	219.33	276.97	<2.00	4.18
6/28/2016	2.0	42.11	216.67	271.67	3.03	5.02
6/29/2016	10.9	46.60	130.00	163.80	3.23	5.34
6/30/2016	2.0	39.55	132.67	188.43	<2.00	5.53
7/1/2016	2.0	32.55	147.33	215.89	<2.00	5.22
7/2/2016	2.0	30.04	131.33	219.25	<2.00	5.10

Field's Point 2016 Wastewater Treatment Plant
TSS, BOD and Fecal Coliform Data

Date	Fecal Coliform	Influent Flow (MGD)	Raw Influent TSS (mg/L)	Raw Influent BOD (mg/L)	Final Effluent TSS (mg/L)	Final Effluent BOD (mg/L)
	Bacteria (MPN/100mL)					
7/3/2016	4.0	31.15	112.67	168.90	<2.00	6.40
7/4/2016	2.0	34.61	178.67	206.84	2.30	5.39
7/5/2016	2.8	43.53	134.67	172.92	<2.00	5.28
7/6/2016	2.5	32.03	160.00	218.86	<2.00	6.49
7/7/2016	2.8	32.55	208.67	227.87	2.80	5.39
7/8/2016	2.0	29.34	143.33	252.69	<2.00	5.23
7/9/2016	2.0	30.40	149.33	239.40	2.53	4.19
7/10/2016	2.8	34.11	176.00	209.52	2.03	4.60
7/11/2016	2.8	29.94	184.67	279.26	2.50	4.82
7/12/2016	2.0	30.04	140.00	208.44	2.27	6.56
7/13/2016	2.0	30.41	170.00	212.88	<2.00	5.75
7/14/2016	2.0	36.79	261.33	227.94	3.57	6.11
7/15/2016	2.0	41.06	110.67	184.82	<2.00	5.41
7/16/2016	4.0	30.03	127.33	196.43	<2.00	5.76
7/17/2016	16.1	45.11	161.33	165.12	4.57	6.68
7/18/2016	5.8	37.80	146.67	206.55	<2.00	3.78
7/19/2016	2.8	29.60	154.67	217.72	<2.00	2.68
7/20/2016	2.0	29.03	151.33	214.86	2.10	3.83
7/21/2016	2.0	30.60	171.33	218.87	2.13	4.97
7/22/2016	2.0	31.59	187.33	230.05	2.00	6.34
7/23/2016	2.0	27.84	129.33	244.74	<2.00	7.57
7/24/2016	2.0	30.48	164.00	210.33	2.03	6.58
7/25/2016	2.0	30.64	170.67	227.32	2.33	6.16
7/26/2016	2.8	30.36	132.00	207.69	<2.00	7.78
7/27/2016	3.2	29.66	170.67	215.68	2.70	7.07
7/28/2016	2.8	30.68	168.67	254.40	<2.00	6.65
7/29/2016	2.0	28.70	203.33	262.27	<2.00	6.51
7/30/2016	2.0	29.13	138.00	209.72	2.87	7.35
7/31/2016	2.0	30.13	132.00	188.35	<2.00	6.96
8/1/2016	2.0	28.20	202.67	291.86	2.20	4.10
8/2/2016	8.2	42.59	161.33	176.09	2.87	3.82
8/3/2016	5.0	29.97	136.67	224.52	2.03	3.49
8/4/2016	2.0	28.90	144.67	235.02	2.77	4.46
8/5/2016	2.8	28.52	139.33	218.89	2.50	5.35
8/6/2016	2.0	31.15	177.33	243.73	2.17	6.47
8/7/2016	126.5	30.14	128.00	199.96	<2.00	6.49
8/8/2016	2.0	26.07	152.00	288.27	2.30	4.90
8/9/2016	4.0	26.48	151.33	204.90	2.50	4.33
8/10/2016	5.0	51.49	146.67	131.43	5.93	5.93
8/11/2016	4.7	43.86	112.00	139.51	3.07	6.45
8/12/2016	2.0	41.56	144.00	161.81	5.07	7.34
8/13/2016	5.7	42.25	167.33	151.67	3.37	6.54
8/14/2016	5.3	53.94	135.33	88.08	3.43	6.16
8/15/2016	2.8	34.72	155.33	156.67	3.00	5.23
8/16/2016	2.0	29.37	152.67	177.05	2.57	5.45
8/17/2016	4.0	29.14	144.00	185.79	2.67	5.54

Field's Point 2016 Wastewater Treatment Plant
TSS, BOD and Fecal Coliform Data

Date	Fecal Coliform	Influent Flow (MGD)	Raw Influent TSS (mg/L)	Raw Influent BOD (mg/L)	Final Effluent TSS (mg/L)	Final Effluent BOD (mg/L)
	Bacteria (MPN/100mL)					
8/18/2016	2.0	30.89	156.00	171.43	<2.00	5.57
8/19/2016	2.8	28.78	130.00	176.31	2.57	5.56
8/20/2016	3.5	27.33	117.33	183.47	2.33	5.30
8/21/2016	2.0	37.06	200.00	177.24	2.87	5.46
8/22/2016	9.6	48.00	112.00	144.11	4.03	4.88
8/23/2016	5.1	28.44	138.67	182.54	3.00	4.33
8/24/2016	3.2	29.45	173.33	226.08	3.10	4.72
8/25/2016	2.0	29.25	163.33	174.21	4.07	4.77
8/26/2016	4.7	29.44	192.00	273.80	2.80	4.70
8/27/2016	2.8	27.60	134.67	208.82	<2.00	4.50
8/28/2016	2.8	28.96	155.33	170.47	2.73	3.64
8/29/2016	2.0	27.26	161.33	209.70	2.70	3.90
8/30/2016	5.3	29.34	188.00	209.92	2.83	3.58
8/31/2016	5.7	28.93	174.67	221.23	2.40	3.86
9/1/2016	2.0	48.62	152.00	162.11	4.37	3.93
9/2/2016	6.2	29.71	119.33	180.57	2.30	3.27
9/3/2016	2.0	27.83	159.33	194.99	2.17	2.81
9/4/2016	3.7	29.94	146.00	196.08	3.63	3.28
9/5/2016	2.0	28.72	220.67	230.55	3.60	3.49
9/6/2016	2.0	29.54	172.67	198.15	3.77	3.28
9/7/2016	2.0	38.13	188.00	180.76	4.00	3.53
9/8/2016	2.0	30.44	171.33	183.14	3.27	3.18
9/9/2016	2.0	28.31	134.67	188.34	2.87	4.63
9/10/2016	2.0	29.23	142.00	212.51	3.03	3.25
9/11/2016	2.0	27.93	175.33	222.04	4.53	2.96
9/12/2016	2.8	28.27	179.33	227.76	3.77	3.29
9/13/2016	2.0	26.69	144.00	225.87	2.80	3.41
9/14/2016	2.0	28.61	166.67	230.99	3.30	3.25
9/15/2016	2.0	29.53	172.67	205.80	<2.00	2.43
9/16/2016	2.0	27.35	142.67	206.58	2.20	2.56
9/17/2016	2.0	27.84	180.00	249.19	3.69	2.51
9/18/2016	2.0	30.39	188.00	225.49	5.80	3.52
9/19/2016	2.8	37.32	198.00	206.16	5.20	3.11
9/20/2016	2.0	27.99	168.00	207.56	5.47	3.40
9/21/2016	2.0	28.04	170.67	199.61	4.09	2.60
9/22/2016	2.0	31.76	154.67	193.31	2.57	2.22
9/23/2016	2.0	30.41	192.67	219.42	2.43	2.47
9/24/2016	2.0	27.21	176.00	187.18	2.67	2.95
9/25/2016	2.0	29.62	156.00	181.23	2.73	3.15
9/26/2016	2.0	28.51	193.33	238.64	3.47	3.66
9/27/2016	12.6	36.29	184.00	208.74	3.77	3.64
9/28/2016	2.5	27.32	169.33	221.03	2.57	2.28
9/29/2016	2.0	26.84	156.67	224.24	3.20	2.82
9/30/2016	4.0	53.42	182.67	180.84	4.27	3.79
10/1/2016	2.0	51.51	104.67	136.14	2.53	2.38
10/2/2016	2.0	36.04	130.67	185.90	2.37	2.84

Field's Point 2016 Wastewater Treatment Plant
TSS, BOD and Fecal Coliform Data

Date	Fecal Coliform		Raw Influent TSS (mg/L)	Raw Influent BOD (mg/L)	Final Effluent TSS (mg/L)	Final Effluent BOD (mg/L)
	Bacteria (MPN/100mL)	Influent Flow (MGD)				
10/3/2016	2.0	29.25	158.67	218.14	<2.00	2.21
10/4/2016	3.7	27.92	168.00	206.47	<2.00	2.64
10/5/2016	2.0	28.68	148.67	210.22	<2.00	3.60
10/6/2016	2.0	29.83	154.00	199.48	<2.00	3.18
10/7/2016	2.0	27.43	163.33	215.79	2.13	2.92
10/8/2016	2.0	28.51	174.67	202.28	2.67	2.62
10/9/2016	2.8	60.11	82.67	94.11	5.47	2.42
10/10/2016	2.8	54.47	78.67	146.91	4.67	2.56
10/11/2016	4.0	42.01	104.67	152.39	3.47	2.69
10/12/2016	2.5	30.15	174.67	207.68	2.80	2.20
10/13/2016	4.0	30.23	161.33	216.49	2.37	2.40
10/14/2016	5.1	28.65	136.67	192.44	2.40	2.29
10/15/2016	2.0	29.58	175.33	217.79	2.27	2.33
10/16/2016	2.8	30.42	159.33	180.84	3.64	2.11
10/17/2016	2.0	28.91	152.00	204.41	2.33	2.46
10/18/2016	2.0	29.04	274.00	211.13	<2.00	2.01
10/19/2016	2.0	29.41	164.00	201.00	2.60	<2.00
10/20/2016	2.8	33.06	193.33	207.20	<2.00	<2.00
10/21/2016	2.0	47.87	200.67	179.56	5.67	2.60
10/22/2016	2.0	45.19	131.33	141.07	4.30	2.02
10/23/2016	2.8	32.03	110.00	158.07	2.67	2.02
10/24/2016	2.0	28.78	134.00	196.41	2.13	2.23
10/25/2016	4.0	28.76	134.67	204.85	2.00	2.13
10/26/2016	2.5	31.37	152.67	190.83	2.93	<2.00
10/27/2016	2.0	53.56	152.00	156.86	3.43	2.75
10/28/2016	2.8	52.37	80.67	125.92	5.02	2.49
10/29/2016	2.0	32.40	150.00	186.55	<2.00	2.38
10/30/2016	2.0	43.52	142.00	147.93	4.10	3.68
10/31/2016	4.0	34.37	132.00	168.42	2.57	<2.00
11/1/2016	2.8	29.52	170.67	153.20	3.13	2.41
11/2/2016	2.0	30.51	178.67	209.69	2.87	2.80
11/3/2016	2.0	31.67	175.33	178.48	2.60	2.22
11/4/2016	2.0	29.28	143.33	184.39	2.27	2.11
11/5/2016	2.0	28.96	142.00	182.54	2.43	<2.00
11/6/2016	2.0	33.44	168.67	186.52	2.77	2.26
11/7/2016	2.0	28.65	162.00	218.93	2.20	2.52
11/8/2016	2.0	29.40	174.00	185.00	3.17	2.80
11/9/2016	2.0	28.99	196.67	229.34	2.17	<2.00
11/10/2016	2.8	30.93	168.00	216.04	2.87	2.14
11/11/2016	2.0	28.17	173.33	216.67	2.93	<2.00
11/12/2016	2.0	28.42	157.33	230.56	2.00	2.02
11/13/2016	2.8	29.95	170.00	193.69	3.03	<2.00
11/14/2016	2.0	28.55	186.00	175.49	2.93	2.11
11/15/2016	2.0	52.12	192.67	167.11	4.70	2.68
11/16/2016	2.5	52.97	121.33	128.42	3.67	2.20
11/17/2016	4.0	29.50	135.33	173.72	2.90	<2.00

Field's Point 2016 Wastewater Treatment Plant
TSS, BOD and Fecal Coliform Data

Date	Fecal Coliform		Raw Influent TSS (mg/L)	Raw Influent BOD (mg/L)	Final Effluent TSS (mg/L)	Final Effluent BOD (mg/L)
	Bacteria (MPN/100mL)	Influent Flow (MGD)				
11/18/2016	2.8	29.48	160.00	203.63	3.00	<2.00
11/19/2016	2.0	30.55	138.00	222.42	2.17	2.15
11/20/2016	2.0	32.49	156.00	199.46	2.77	2.28
11/21/2016	2.0	29.43	144.00	199.74	3.27	2.18
11/22/2016	4.0	27.66	192.00	225.43	2.13	<2.00
11/23/2016	2.0	28.63	133.33	220.07	2.93	<2.00
11/24/2016	2.0	29.73	185.33	228.91	2.63	2.11
11/25/2016	2.0	30.19	221.33	205.74	<2.00	2.08
11/26/2016	2.0	26.09	108.67	192.39	<2.00	<2.00
11/27/2016	2.0	30.27	166.67	204.91	2.30	<2.00
11/28/2016	2.8	29.88	199.33	208.09	3.13	<2.00
11/29/2016	2.0	52.74	214.00	151.29	5.13	2.88
11/30/2016	2.0	64.57	112.00	114.68	5.64	2.20
12/1/2016	2.0	55.55	96.00	95.50	3.43	2.25
12/2/2016	2.0	38.42	123.33	154.42	2.40	2.74
12/3/2016	2.0	29.77	123.33	188.88	3.53	2.05
12/4/2016	2.0	33.26	141.33	179.49	3.20	2.17
12/5/2016	2.0	30.96	172.67	184.55	3.17	<2.00
12/6/2016	2.0	32.26	154.00	199.71	2.90	2.15
12/7/2016	2.0	31.65	154.00	199.42	2.40	<2.00
12/8/2016	2.0	33.51	144.67	185.20	2.80	<2.00
12/9/2016	2.0	29.29	140.00	195.89	2.83	<2.00
12/10/2016	2.0	29.95	166.00	233.27	2.27	2.24
12/11/2016	2.0	32.41	174.00	180.88	2.00	<2.00
12/12/2016	2.0	48.02	142.67	164.41	3.47	<2.00
12/13/2016	2.0	31.08	141.33	179.51	2.93	<2.00
12/14/2016	2.0	30.76	138.00	186.50	2.40	<2.00
12/15/2016	2.0	31.90	157.33	182.84	3.77	2.08
12/16/2016	2.0	30.37	172.67	200.49	3.53	2.09
12/17/2016	2.0	41.25	162.67	187.48	2.00	<2.00
12/18/2016	4.0	48.93	113.33	153.87	4.67	3.08
12/19/2016	2.0	30.81	123.33	193.34	2.80	2.66
12/20/2016	2.0	31.16	131.33	200.22	3.10	2.64
12/21/2016	2.0	29.83	137.33	223.41	2.17	2.32
12/22/2016	2.0	32.16	126.67	195.66	2.63	2.49
12/23/2016	2.0	29.32	141.33	205.90	2.67	2.62
12/24/2016	2.0	43.05	184.67	168.53	9.27	5.12
12/25/2016	2.0	33.20	127.33	152.68	2.40	2.10
12/26/2016	2.0	30.26	144.67	194.61	3.47	2.41
12/27/2016	2.0	30.44	129.33	205.71	2.97	2.42
12/28/2016	2.0	32.12	155.33	198.21	2.90	2.07
12/29/2016	2.0	51.51	158.67	142.03	8.49	4.91
12/30/2016	2.0	52.94	82.67	139.69	3.50	2.81
12/31/2016	2.0	42.97	114.00	166.55	3.73	2.25

SLUDGE DATA

FIELD'S POINT

Field's Point Metals Loading from Final Sludge (lbs/yr)

Date	Sludge Dry Tons	Arsenic		Beryllium		Cadmium		Chromium		Copper		Lead		Mercury		Molybdenum		Nickel		Selenium		Silver		Zinc		Cyanide		
		ppm	lbs	ppm	lbs	ppm	lbs	ppm	lbs	ppm	lbs	ppm	lbs	ppm	lbs	ppm	lbs	ppm	lbs	ppm	lbs	ppm	lbs	ppm	lbs	ppm	lbs	
1/5/2016	20.14	7.85		0.16		1.55		46.61		253.71		64.71		0.45		5.33		47.40		8.56		3.72		540.86		1.85		
1/19/2016	26.46	6.02		0.15		1.46		45.87		223.39		74.40		0.36		4.21		46.07		7.34		3.57		472.70		7.21		
Monthly Avg:	23.30	6.94		0.16		1.50		46.24		238.55		69.55		0.41		4.77		46.74		7.95		3.64		506.78		4.53		
Monthly Total in lbs.	1,263,711		8.76		0.20		1.90		58.44		301.46		87.89		0.51		6.03		59.06		10.04		4.60		640.43		5.72	
2/2/2016	20.99	4.51		0.19		1.10		40.90		176.80		39.76		0.22		4.99		33.26		6.29		4.49		388.01		2.83		
2/16/2016	22.00	6.41		0.23		1.54		65.30		226.27		62.12		0.28		6.35		39.70		6.15		5.68		553.76		5.45		
Monthly Avg:	21.50	5.46		0.21		1.32		53.10		201.53		50.94		0.25		5.67		36.48		6.22		5.08		470.88		4.14		
Monthly Total in lbs.	1,232,934		6.73		0.26		1.63		65.47		248.48		62.81		0.31		6.99		44.97		7.67		6.27		580.57		5.10	
3/1/2016	28.10	5.19		0.24		1.24		45.83		191.60		73.90		0.13		4.60		35.94		6.70		4.22		397.74		17.00		
3/15/2016	31.08	4.11		0.19		1.88		42.96		201.07		60.50		0.30		4.68		40.76		7.42		3.78		438.70		13.00		
Monthly Avg:	29.59	4.65		0.22		1.56		44.39		196.34		67.20		0.22		4.64		38.35		7.06		4.00		418.22		15.00		
Monthly Total in lbs.	1,371,489		6.38		0.30		2.14		60.89		269.27		92.16		0.29		6.37		52.60		9.69		5.49		573.59		20.57	
4/5/2016	22.76	4.79		0.07		1.62		46.00		216.80		61.69		0.39		5.80		40.01		6.73		3.58		468.86		3.60		
4/19/2016	28.44	4.68		0.10		1.51		44.10		197.70		51.90		0.30		4.30		31.75		6.10		3.50		410.62		3.50		
Monthly Avg:	25.60	4.74		0.08		1.57		45.05		207.25		56.79		0.35		5.05		35.88		6.42		3.54		439.74		3.55		
Monthly Total in lbs.	1,273,272		6.03		0.11		2.00		57.37		263.89		72.31		0.44		6.43		45.68		8.17		4.50		559.91		4.52	
5/3/2016	31.78	4.16		0.13		1.18		45.44		191.67		83.94		0.27		5.11		38.83		7.04		3.29		467.61		2.00		
5/17/2016	28.74	4.04		0.12		1.62		49.32		239.65		65.16		0.36		5.90		40.40		9.21		14.80		487.23		2.50		
Monthly Avg:	30.26	4.10		0.12		1.40		47.38		215.66		74.55		0.32		5.50		39.62		8.12		9.04		477.42		2.25		
Monthly Total in lbs.	1,382,798		5.67		0.17		1.94		65.51		298.22		103.09		0.44		7.61		54.78		11.23		12.50		660.18		3.11	
6/7/2016	23.76	2.88		0.12		2.07		47.88		241.18		91.65		0.71		5.75		41.63		6.52		5.82		475.22		1.50		
6/21/2016	33.13	2.93		0.16		1.78		46.65		234.17		65.31		0.53		5.32		36.41		7.59		4.28		484.81		1.10		
Monthly Avg:	28.45	2.90		0.14		1.93		47.27		237.68		78.48		0.62		5.54		39.02		7.06		5.05		480.01		1.30		
Monthly Total in lbs.	1,357,152		3.94		0.19		2.62		64.15		322.56		106.51		0.84		7.52		52.95		9.58		6.86		651.45		1.76	
7/5/2016	20.94	4.38		0.12		1.56		43.05		264.60		82.54		0.50		7.15		38.90		8.57		5.51		541.04		1.40		
7/19/2016	19.63	5.43		0.30		1.55		71.27		330.23		133.58		0.60		10.56		52.24		10.84		5.88		701.50		1.60		
Monthly Avg:	20.28	4.91		0.21		1.55		57.16		297.41		108.06		0.55		8.85		45.57		9.70		5.69		621.27		1.50		
Monthly Total in lbs.	1,206,797		5.92		0.25		1.87		68.98		358.92		130.41		0.66		10.68		54.99		11.71		6.87		749.75		1.81	
8/2/2016	27.33	4.23		0.12		1.12		41.65		245.34		62.88		0.61		8.89		48.65		8.91		4.70		581.39		1.30		
8/16/2016	30.24	4.53		0.22		1.10		50.84		261.06		107.96		0.60		7.66		41.42		7.42		4.20		575.11		1.20		
Monthly Avg:	28.79	4.38		0.17		1.11		46.24		253.20		85.42		0.61		8.27		45.04		8.16		4.45		578.25		1.25		
Monthly Total in lbs.	1,221,747		5.35		0.21		1.36		56.50		309.34		104.36		0.74		10.10		55.02		9.97		5.44		706.48		1.53	

Field's Point Metals Loading from Final Sludge (lbs/yr)

Date	Sludge Dry Tons	Arsenic		Beryllium		Cadmium		Chromium		Copper		Lead		Mercury		Molybdenum		Nickel		Selenium		Silver		Zinc		Cyanide	
		ppm	lbs	ppm	lbs	ppm	lbs	ppm	lbs	ppm	lbs	ppm	lbs	ppm	lbs	ppm	lbs	ppm	lbs	ppm	lbs	ppm	lbs	ppm	lbs	ppm	lbs
9/6/2016	21.41	3.81		0.13		1.23		43.58		240.94		63.90		0.40		7.81		37.29		7.17		8.17		615.97		0.92	
9/20/2016	21.98	3.46		0.04		1.16		45.69		239.80		74.58		0.57		7.99		48.71		7.38		5.74		587.22		1.20	
Monthly Avg:	21.69	3.63		0.08		1.20		44.64		240.37		69.24		0.49		7.90		43.00		7.27		6.96		601.59		1.06	
Monthly Total in lbs.	1,151,286		4.18		0.10		1.38		51.39		276.73		79.72		0.56		9.10		49.51		8.37		8.01		692.61		1.22
10/4/2016	21.89	3.68		0.06		1.24		46.76		220.05		70.46		0.47		7.22		42.74		7.85		4.80		531.09		1.50	
10/18/2016	27.25	3.39		0.10		1.89		46.28		234.53		57.38		0.58		8.31		38.53		8.15		4.88		561.21		0.97	
Monthly Avg:	24.57	3.54		0.08		1.56		46.52		227.29		63.92		0.53		7.76		40.64		8.00		4.84		546.15		1.24	
Monthly Total in lbs.	1,124,004		3.98		0.09		1.76		52.29		255.48		71.84		0.59		8.73		45.67		8.99		5.44		613.87		1.39
11/1/2016	20.39	3.52		0.13		1.97		41.52		208.64		66.03		0.59		8.41		35.25		7.80		4.31		455.76		1.00	
11/15/2016	20.13	3.85		0.07		1.59		36.55		185.33		39.74		0.66		6.67		33.95		7.25		3.85		393.43		1.20	
Monthly Avg:	20.26	3.69		0.10		1.78		39.04		196.98		52.89		0.63		7.54		34.60		7.52		4.08		424.60		1.10	
Monthly Total in lbs.	1,188,946		4.39		0.12		2.12		46.41		234.20		62.88		0.74		8.96		41.14		8.95		4.86		504.82		1.31
12/6/2016	27.97	4.09		0.14		1.11		45.89		178.59		49.61		0.26		5.68		33.90		6.90		3.45		448.55		0.95	
12/20/2016	29.72	4.62		0.10		1.12		52.19		185.27		59.51		0.74		6.45		36.98		6.82		3.62		448.73		3.90	
Monthly Avg:	28.85	4.36		0.12		1.12		49.04		181.93		54.56		0.50		6.07		35.44		6.86		3.54		448.64		2.43	
Monthly Total in lbs.	1,357,058		5.91		0.16		1.52		66.55		246.89		74.04		0.68		8.23		48.09		9.31		4.80		608.83		3.29
YEARLY TOTAL LBS	15,131,193		67.25		2.15		22.22		713.93		3385.45		1048.03		6.80		96.75		604.48		113.69		75.64		7542.47		51.34

Field's Point Metals Loading from Final Sludge (lbs/yr)

Year	Arsenic	Beryllium	Cadmium	Chromium	Copper	Lead	Mercury	Molybdeum	Nickel	Selenium	Silver	Zinc	Cyanide
1994			202.7	2628.1	13386.0	4297.2	74.0		4626.2		1113.9	15683.7	281.0
1995			203.5	2824.5	14962.8	3700.2	55.0		4202.3		818.1	13071.5	189.3
1996	132.3	4.9	186.4	3473.3	12461.8	3389.6	47.8	205.1	3860.3		757.7	11615.1	239.8
1997			189.7	3654.7	13674.5	4122.1	53.9		3400.3		867.9	12323.5	189.6
1998	44.6		208.7	2655.5	11207.8	2879.9	36.9		2188.6		698.3	10101.5	127.1
1999	35.4		233.3	2315.0	13490.2	2516.8	28.8	164.7	1887.7	74.9	677.4	11549.1	90.1
2000	42.4	32.3	352.8	1747.7	15019.4	2544.9	12.0	84.1	1191.9	23.5	384.0	6482.0	49.6
2001	88.1	16.9	205.7	2379.0	15120.0	2611.1	26.3	204.6	2008.3	282.0	634.9	13297.6	111.0
2002	84.9	7.6	154.5	1757.0	15758.0	3156.0	27.9	190.1	1555.0	190.4	651.5	15148.0	79.6
2003	53.6	9.7	183.8	1976.2	12993.4	3008.8	28.4	98.1	1485.4	118.2	466.3	12773.9	60.8
2004	43.4	12.1	221.0	3774.2	20910.1	2608.5	23.8	103.2	2472.9	163.4	501.2	14645.1	95.9
2005	79.5	13.9	250.7	4970.6	30477.9	2867.9	29.6	190.3	3092.9	167.2	478.5	20592.3	78.6
2006	85.2	11.7	131.8	1448.6	5889.2	2616.6	16.7	193.4	1181.6	136.4	452.8	12290.6	56.9
2007	18.5	12.2	64.5	612.1	3862.6	1033.7	6.8	157.1	526.2	41.8	173.4	6833.0	67.5
2008	32.9	48.3	66.7	856.5	5426.0	1793.2	74.0	294.3	841.1	39.2	195.7	9914.5	113.8
2009	38.0	33.0	82.5	919.6	4792.0	1771.9	8.4	300.2	769.1	26.5	132.2	10442.8	121.1
2010	44.8	27.6	73.5	928.9	6111.0	1770.2	60.6	276.2	874.0	33.0	151.0	9897.7	94.6
2011	40.8	26.1	123.7	1156.0	3795.4	1613.2	7.5	261.0	790.7	43.0	115.9	9026.6	71.5
2012	33.8	28.5	78.3	995.0	3892.6	1269.2	8.1	285.5	818.7	114.5	185.3	8760.1	199.1
2013	75.1	3.6	48.0	1006.5	4202.2	1454.2	8.0	99.9	757.9	168.3	189.9	8772.9	83.2
2014	82.1	3.9	41.3	846.3	3873.3	1153.0	6.7	100.6	709.6	181.4	131.9	7457.4	59.7
2015	88.0	2.4	42.3	798.3	3683.9	991.0	6.5	98.3	652.2	154.2	105.6	8168.1	71.3
2016	67.2	2.1	22.2	713.9	3385.5	1048.0	6.8	96.7	604.5	113.7	75.6	7542.5	51.3

INFLUENT LOADING DATA

BUCKLIN POINT

Bucklin Point Influent Metals Al - Sn 2016
all analyses in ppb

Date	Day of the Week	Influent Flow	Al	Fe	Se	As	Mo	Sn
1/5/2016	Tuesday	15.07	357.1	1461.0000	<1.000	1.195	3.551	<5.00
1/6/2016	Wednesday	15.27	276.7	1243.0000				<5.00
1/12/2016	Tuesday	20.57	263.6	1167.0000	<1.000	1.228	4.786	<5.00
1/13/2016	Wednesday	17.20	289.9	1230.0000				<5.00
1/19/2016	Tuesday	17.15	541.6	1086.0000	<1.000	1.034	5.034	<5.00
1/20/2016	Wednesday	16.83	317.0	999.1				<5.00
1/26/2016	Tuesday	18.94	153.9	884.2	<1.000	0.990	2.291	<5.00
1/27/2016	Wednesday	16.11	276.8	966.2				<5.00
2/2/2016	Tuesday	14.83	143.2	850.0	<1.000	1.095	4.842	<5.00
2/3/2016	Wednesday	32.61	222.5	1290.0000				<5.00
2/9/2016	Tuesday	18.82	102.5	750.2	<1.000	1.077	8.007	<5.00
2/10/2016	Wednesday	19.00	274.6	1117.0000				<5.00
2/16/2016	Tuesday	50.31	525.2	1652.0000	<1.000	1.406	1.604	<5.00
2/17/2016	Wednesday	20.83	531.9	1605.0000				<5.00
2/23/2016	Tuesday	18.95	254.7	1102.0000	<1.000	1.075	12.753	<5.00
2/24/2016	Wednesday	34.94	400.1	1208.0000				<5.00
3/1/2016	Tuesday	18.83	102.4	626.0	<1.000	0.877	1.332	<5.00
3/2/2016	Wednesday	25.09	139.7	687.4				<5.00
3/8/2016	Tuesday	17.61	137.7	722.5	<1.000	1.201	1.321	<5.00
3/9/2016	Wednesday	17.40	100.7	706.5				<5.00
3/15/2016	Tuesday	33.97	188.1	705.3	<1.000	0.773	1.431	<5.00
3/16/2016	Wednesday	18.90	885.1	1044.0000				<5.00
3/22/2016	Tuesday	16.49	255.1	1094.0000	<1.000	0.987	2.022	<5.00
3/23/2016	Wednesday	16.98	169.9	904.4				<5.00
3/29/2016	Tuesday	16.54	280.7	1023.0000	<1.000	1.047	1.752	<5.00
3/30/2016	Wednesday	15.87	242.9	1029.0000				<5.00
4/5/2016	Tuesday	19.39	188.9	942.6	<1.000	1.135	2.946	<5.00
4/6/2016	Wednesday	18.95	398.3	1186.0000				<5.00
4/12/2016	Tuesday	27.65	344.9	1317.0000	<1.000	1.035	1.877	<5.00
4/13/2016	Wednesday	19.84	256.6	1043.0000				<5.00
4/19/2016	Tuesday	18.37	298.2	1263.0000	<1.000	1.060	1.615	<5.00
4/20/2016	Wednesday	17.32	339.5	1347.0000				<5.00
4/26/2016	Tuesday	21.83	372.5	1274.0000	<1.000	1.213	7.476	<5.00
4/27/2016	Wednesday	17.53	313.6	1219.0000				5.473
5/3/2016	Tuesday	22.39	416.0	1296.0000	<1.000	1.317	10.760	<5.00
5/4/2016	Wednesday	29.12	257.6	1055.0000				<5.00
5/10/2016	Tuesday	16.37	253.9	1088.0000	<1.000	1.068	1.688	<5.00
5/11/2016	Wednesday	16.60	231.8	1125.0000				<5.00
5/17/2016	Tuesday	16.48	647.5	1107.0000	<1.000	1.229	3.924	<5.00
5/18/2016	Wednesday	15.99	910.8	1024.0000				<5.00
5/24/2016	Tuesday	18.90	586.7	1743.0000	<1.000	1.263	2.276	<5.00
5/25/2016	Wednesday	14.77	357.5	1434.0000				<5.00

Bucklin Point Influent Metals Al - Sn 2016
all analyses in ppb

Date	Day of the Week	Influent Flow	Al	Fe	Se	As	Mo	Sn
5/31/2016	Tuesday	15.41	197.4	1055.0000	<1.000	1.117	1.588	<5.00
6/1/2016	Wednesday	14.57	222.6	1101.0000				<5.00
6/7/2016	Tuesday	15.62	297.1	1271.0000	<1.000	1.984	12.151	<5.00
6/8/2016	Wednesday	15.15	290.0	1238.0000				<5.00
6/14/2016	Tuesday	13.90	294.7	1231.0000	<1.000	1.276	23.933	<5.00
6/15/2016	Wednesday	13.80	322.1	1246.0000				<5.00
6/21/2016	Tuesday	17.43	641.8	1776.0000	<1.000	1.567	4.600	<5.00
6/22/2016	Wednesday	12.91	312.3	1294.0000				<5.00
6/28/2016	Tuesday	12.83	349.9	1293.0000	<1.000	1.718	7.018	<5.00
6/29/2016	Wednesday	24.89	682.4	1752.0000				<5.00
7/5/2016	Tuesday	20.98	335.4	1208.0000	<1.000	1.345	2.118	<5.00
7/6/2016	Wednesday	12.13	260.9	1167.0000				<5.00
7/12/2016	Tuesday	12.03	720.6	1268.0000	<1.000	1.550	2.989	<5.00
7/13/2016	Wednesday	12.09	428.4	1422.0000				<5.00
7/19/2016	Tuesday	11.95	370.5	1383.0000	<1.000	1.584	6.782	<5.00
7/20/2016	Wednesday	11.72	302.1	1553.0000				<5.00
7/26/2016	Tuesday	11.36	419.1	1374.0000	<1.000	1.749	6.327	<5.00
7/27/2016	Wednesday	11.38	397.7	1452.0000				<5.00
8/2/2016	Tuesday	16.70	938.8	1968.0000	<1.000	1.677	4.137	<5.00
8/3/2016	Wednesday	11.65	449.1	1511.0000				<5.00
8/9/2016	Tuesday	11.37	1051.0000	1526.0000	<1.000	1.602	2.960	<5.00
8/10/2016	Wednesday	22.11	649.7	1688.0000				<5.00
8/16/2016	Tuesday	12.39	328.5	1246.0000	<1.000	1.421	3.067	<5.00
8/17/2016	Wednesday	11.88	334.0	1213.0000				5.118
8/23/2016	Tuesday	11.70	335.4	1407.0000	<1.000	2.139	7.314	<5.00
8/24/2016	Wednesday	11.70	367.8	1458.0000				<5.00
8/30/2016	Tuesday	11.43	411.7	1339.0000	<1.000	1.576	6.833	7.503
8/31/2016	Wednesday	12.25	431.3	1336.0000				<5.00
9/6/2016	Tuesday	14.06	853.0	1314.0000	<1.000	1.600	3.055	<5.00
9/7/2016	Wednesday	12.90	392.4	1327.0000				7.264
9/13/2016	Tuesday	11.30	387.4	1286.0000	<1.000	1.385	22.600	<5.00
9/14/2016	Wednesday	11.18	359.7	1163.0000				<5.00
9/20/2016	Tuesday	12.09	349.1	1223.0000	<1.000	1.368	6.103	<5.00
9/21/2016	Wednesday	10.93	333.8	1279.0000				<5.00
9/27/2016	Tuesday	17.63	1327.0000	1377.0000	<1.000	1.693	14.955	<5.00
9/28/2016	Wednesday	12.50	355.1	1220.0000				<5.00
10/4/2016	Tuesday	12.41	392.6	1356.0000	<1.000	1.307	13.344	<5.00
10/5/2016	Wednesday	11.59	472.3	1405.0000				<5.00
10/11/2016	Tuesday	12.26	237.9	1239.0000	<1.000	1.212	10.272	<5.00
10/12/2016	Wednesday	11.99	381.7	1318.0000				<5.00
10/18/2016	Tuesday	12.41	402.9	1336.0000	<1.000	1.248	4.878	10.86
10/19/2016	Wednesday	12.52	2380.0000	1523.0000				7.459

Bucklin Point Influent Metals Al - Sn 2016
all analyses in ppb

Date	Day of the Week	Influent Flow	Al	Fe	Se	As	Mo	Sn
10/25/2016	Tuesday	12.12	327.8	1276.0000	<1.000	1.258	2.739	<5.00
10/26/2016	Wednesday	11.77	348.7	1230.0000				<5.00
11/1/2016	Tuesday	12.03	293.6	1231.0000	<1.000	1.528	12.438	<5.00
11/2/2016	Wednesday	12.34	267.0	1094.0000				<5.00
11/8/2016	Tuesday	11.72	482.4	1318.0000	<1.000	1.486	7.991	<5.00
11/9/2016	Wednesday	12.32	426.2	1228.0000				<5.00
11/15/2016	Tuesday	29.21	946.6	1444.0000	<1.000	1.436	4.311	<5.00
11/16/2016	Wednesday	13.28	571.4	1397.0000				<5.00
11/21/2016	Monday	12.26	1048.0000	1263.0000	<1.000	1.543	10.694	<5.00
11/22/2016	Tuesday	11.79	442.3	1391.0000				<5.00
11/29/2016	Tuesday	34.39	462.2	1317.0000	<1.000	0.911	4.123	<5.00
11/30/2016	Wednesday	18.64	490.7	1246.0000				<5.00
12/6/2016	Tuesday	12.76	508.3	1346.0000	<1.000	0.942	2.910	<5.00
12/7/2016	Wednesday	15.27	450.3	1352.0000				<5.00
12/13/2016	Tuesday	13.16	403.4	1324.0000	<1.000	0.893	7.285	<5.00
12/14/2016	Wednesday	12.65	311.9	1130.0000				<5.00
12/20/2016	Tuesday	13.57	244.5	1572.0000	<1.000	1.313	3.933	<5.00
12/21/2016	Wednesday	13.34	284.2	1257.0000				<5.00
12/27/2016	Tuesday	13.68	308.6	1185.0000	<1.000	1.216	3.173	<5.00
12/28/2016	Wednesday	13.26	538.0	1164.0000				5.033

Bucklin Point Influent Metals Cd - CN 2016
all results in ppb

Date	Day of the Week	Influent Flow	Cd	TTL Cr	Hex Cr	Cu	Pb	Hg	Ni	Ag	Zn	CN
1/5/2016	Tuesday	15.07	<2.5	<10.000	39.00	73.40	<10.000	0.02450	15.54	<4.0	119.7	
1/6/2016	Wednesday	15.27	<2.5	<10.000	50.00	54.60	<10.000	0.03560	12.39	<4.0	107.0	
1/7/2016	Thursday	15.22										5.020
1/8/2016	Friday	15.46										4.590
1/12/2016	Tuesday	20.57	<2.5	<10.000	44.00	48.28	<10.000	0.02780	10.04	<4.0	99.39	6.160
1/13/2016	Wednesday	17.20	<2.5	<10.000	27.00	51.93	<10.000	0.02520	12.09	<4.0	113.1	8.140
1/19/2016	Tuesday	17.15	<2.5	<10.000	26.00	45.42	<10.000	0.03210	28.62	<4.0	101.2	4.270
1/20/2016	Wednesday	16.83	<2.5	<10.000	33.00	44.46	<10.000	0.03290	25.64	<4.0	96.34	4.360
1/26/2016	Tuesday	18.94	<2.5	<10.000	28.00	39.21	<10.000	0.03250	<10.000	<4.0	87.3	6.180
1/27/2016	Wednesday	16.11	<2.5	<10.000	30.00	44.83	<10.000	0.04950	<10.000	<4.0	101.6	9.790
2/2/2016	Tuesday	14.83	<2.5	<10.000	39.00	42.21	<10.000	0.03330	<10.000	<4.0	80.74	6.040
2/3/2016	Wednesday	32.61	<2.5	<10.000	32.00	44.37	<10.000	0.03930	<10.000	<4.0	89.37	4.790
2/9/2016	Tuesday	18.82	<2.5	<10.000	35.00	26.57	<10.000	0.01570	<10.000	<4.0	51.39	6.470
2/10/2016	Wednesday	19.00	<2.5	<10.000	28.00	40.99	<10.000	0.04570	11.91	<4.0	82.58	7.080
2/16/2016	Tuesday	50.31	<2.5	<10.000	22.00	43.89	<10.000	0.02680	<10.000	<4.0	105.0	7.640
2/17/2016	Wednesday	20.83	<2.5	<10.000	<10.000	33.10	<10.000	0.02230	<10.000	<4.0	83.81	25.40
2/23/2016	Tuesday	18.95	<2.5	<10.000	29.00	49.83	<10.000	0.04930	<10.000	<4.0	106.0	5.120
2/24/2016	Wednesday	34.94	<2.5	<10.000	29.00	64.25	<10.000	0.04510	<10.000	<4.0	110.9	4.790
3/1/2016	Tuesday	18.83	<2.5	<10.000	22.00	29.25	<10.000	0.02070	<10.000	<4.0	55.26	5.150
3/2/2016	Wednesday	25.09	<2.5	<10.000	18.00	34.79	<10.000	0.01760	<10.000	<4.0	58.96	5.910
3/8/2016	Tuesday	17.61	<2.5	<10.000	29.00	42.93	<10.000	0.01900	<10.000	<4.0	56.46	5.570
3/9/2016	Wednesday	17.40	<2.5	<10.000	21.00	32.53	<10.000	0.01230	17.02	<4.0	41.75	4.580
3/15/2016	Tuesday	33.97	<2.5	<10.000	21.00	42.52	<10.000	0.02280	<10.000	<4.0	57.38	5.100
3/16/2016	Wednesday	18.90	<2.5	33.92	20.00	67.2	<10.000	0.02990	32.92	<4.0	87.58	5.200
3/22/2016	Tuesday	16.49	<2.5	14.88	31.00	57.69	<10.000	0.03610	21.84	<4.0	99.81	4.470
3/23/2016	Wednesday	16.98	<2.5	14.31	33.00	44.18	<10.000	0.02120	24.01	<4.0	69.47	5.060
3/29/2016	Tuesday	16.54	<2.5	<10.000	25.00	49.32	<10.000	0.05110	<10.000	<4.0	85.20	4.430
3/30/2016	Wednesday	15.87	<2.5	70.86	35.00	89.82	<10.000	0.05590	111.5	<4.0	114.1	4.400
4/5/2016	Tuesday	19.39	<2.5	<10.000	20.00	38.37	<10.000	0.01880	16.64	<4.0	79.37	5.110
4/6/2016	Wednesday	18.95	<2.5	<10.000	23.00	54.68	<10.000	0.04180	17.39	<4.0	156.1	5.160
4/12/2016	Tuesday	27.65	<2.5	<10.000	24.00	94.59	<10.000	0.04400	13.50	<4.0	140.5	5.220
4/13/2016	Wednesday	19.84	<2.5	<10.000	26.00	41.78	<10.000	0.03130	<10.000	<4.0	94.26	4.550
4/19/2016	Tuesday	18.37	<2.5	<10.000	22.00	66.53	10.01	0.05510	13.56	<4.0	114.1	6.510
4/20/2016	Wednesday	17.32	<2.5	<10.000	26.00	68.92	12.43	0.04980	21.19	<4.0	127.6	4.440
4/26/2016	Tuesday	21.83	<2.5	<10.000	27.00	58.37	<10.000	0.08230	19.31	<4.0	126.6	4.150
4/27/2016	Wednesday	17.53	<2.5	<10.000	20.00	54.78	<10.000	0.07130	<10.000	<4.0	113.2	6.360
5/3/2016	Tuesday	22.39	<2.5	<10.000	31.00	70.38	<10.000	0.05010	<10.000	<4.0	120.9	13.10
5/4/2016	Wednesday	29.12	<2.5	<10.000	29.00	64.98	<10.000	0.04530	<10.000	<4.0	109.2	4.680
5/10/2016	Tuesday	16.37	<2.5	<10.000	35.00	73.78	<10.000	0.04990	15.82	<4.0	109.9	4.630
5/11/2016	Wednesday	16.60	<2.5	<10.000	39.00	59.22	<10.000	0.06380	14.75	<4.0	106.4	4.650
5/17/2016	Tuesday	16.48	<2.5	<10.000	33.00	65.18	<10.000	0.05610	27.82	<4.0	116.9	4.750
5/18/2016	Wednesday	15.99	<2.5	<10.000	27.00	65.98	<10.000	0.04640	21.11	<4.0	103.9	4.790
5/24/2016	Tuesday	18.90	<2.5	<10.000	31.00	91.19	11.44	0.07580	27.43	<4.0	177.8	4.270
5/25/2016	Wednesday	14.77	<2.5	<10.000	36.00	83.76	<10.000	0.10900	10.18	<4.0	143.7	4.160
5/31/2016	Tuesday	15.41	<2.5	<10.000	51.00	42.09	<10.000	0.02940	<10.000	<4.0	82.94	5.090
6/1/2016	Wednesday	14.57	<2.5	<10.000	35.00	56.45	<10.000	0.0391	12.07	<4.0	93.47	5.120
6/7/2016	Tuesday	15.62	<2.5	<10.000	38.00	58.62	<10.000	0.06310	<10.000	<4.0	112.0	4.550
6/8/2016	Wednesday	15.15	<2.5	<10.000	37.00	69.62	<10.000	0.02220	22.55	<4.0	93.99	6.060
6/14/2016	Tuesday	13.90	<2.5	<10.000	35.00	68.01	<10.000	0.05850	15.01	<4.0	121.4	6.510
6/15/2016	Wednesday	13.80	<2.5	<10.000	39.00	75.79	<10.000	0.04220	10.17	<4.0	121.8	6.180
6/21/2016	Tuesday	17.43	<2.5	<10.000	40.00	79.43	17.50	0.03980	<10.000	<4.0	168.6	5.710
6/22/2016	Wednesday	12.91	<2.5	<10.000	49.00	68.29	<10.000	0.04680	<10.000	<4.0	120.9	6.660

Bucklin Point Influent Metals Cd - CN 2016
all results in ppb

Date	Day of the Week	Influent Flow	Cd	TTL Cr	Hex Cr	Cu	Pb	Hg	Ni	Ag	Zn	CN
6/28/2016	Tuesday	12.83	<2.5	<10.000	56.00	70.35	<10.000	0.06110	<10.000	<4.0	130.5	6.410
6/29/2016	Wednesday	24.89	<2.5	<10.000	45.00	77.23	16.31	0.05870	13.24	<4.0	174.0	5.030
7/5/2016	Tuesday	20.98	<2.5	<10.000	40.00	60.94	<10.000	0.02700	<10.000	<4.0	123.1	4.340
7/6/2016	Wednesday	12.13	<2.5	<10.000	56.00	62.55	<10.000	0.04620	<10.000	<4.0	123.5	4.180
7/12/2016	Tuesday	12.03	<2.5	<10.000	38.00	75.50	<10.000	0.04580	15.90	<4.0	123.4	<4.00
7/13/2016	Wednesday	12.09	<2.5	<10.000	51.00	70.16	<10.000	0.07060	28.04	<4.0	148.9	<4.00
7/19/2016	Tuesday	11.95	<2.5	<10.000	47.00	78.94	<10.000	0.05840	18.95	<4.0	143.7	5.140
7/20/2016	Wednesday	11.72	<2.5	14.37	47.00	55.59	<10.000	0.03180	30.15	<4.0	119.9	4.840
7/26/2016	Tuesday	11.36	<2.5	<10.000	48.00	80.84	<10.000	0.02660	18.67	<4.0	141.0	4.350
7/27/2016	Wednesday	11.38	<2.5	<10.000	38.00	96.26	<10.000	0.0462	25.43	<4.0	147.6	4.530
8/2/2016	Tuesday	16.70	<2.5	<10.000	46.00	88.49	13.27	0.04880	15.77	4.968	173.3	4.770
8/3/2016	Wednesday	11.65	<2.5	<10.000	48.00	85.73	<10.000	0.03160	14.02	<4.0	141.5	4.170
8/9/2016	Tuesday	11.37	<2.5	<10.000	61.00	71.68	12.82	0.03670	<10.000	<4.0	139.9	5.130
8/10/2016	Wednesday	22.11	<2.5	<10.000	38.00	102.4	15.34	0.07100	16.23	<4.0	172.6	4.850
8/16/2016	Tuesday	12.39	<2.5	<10.000	49.00	75.61	<10.000	0.08430	24.74	<4.0	131.4	6.130
8/17/2016	Wednesday	11.88	<2.5	<10.000	39.00	75.58	<10.000	0.07210	<10.000	<4.0	140.5	6.510
8/23/2016	Tuesday	11.70	<2.5	<10.000	39.00	68.52	<10.000	0.1010	28.37	<4.0	131.3	5.670
8/24/2016	Wednesday	11.70	<2.5	<10.000	60.00	68.34	<10.000	0.04170	22.79	<4.0	144.3	6.530
8/30/2016	Tuesday	11.43	<2.5	<10.000	50.00	97.68	<10.000	0.13200	72.05	4.609	147.9	7.300
8/31/2016	Wednesday	12.25	<2.5	58.76	43.00	161.0	<10.000	0.06730	214.7	<4.0	147.0	<4.00
9/6/2016	Tuesday	14.06	<2.5	12.54	46.00	81.29	<10.000	0.04990	27.23	<4.0	129.6	<4.00
9/7/2016	Wednesday	12.90	<2.5	<10.000	42.00	91.61	<10.000	0.06810	70.27	<4.0	147.8	<4.00
9/13/2016	Tuesday	11.30	<2.5	44.79	43.00	84.70	<10.000	0.05310	16.65	6.304	142.0	5.090
9/14/2016	Wednesday	11.18	<2.5	<10.000	81.00	54.10	<10.000	0.03670	10.14	<4.0	128.2	4.070
9/20/2016	Tuesday	12.09	<2.5	19.67	59.00	68.35	<10.000	0.04820	22.79	<4.0	112.1	4.110
9/21/2016	Wednesday	10.93	<2.5	13.69	64.00	65.93	<10.000	0.05210	13.59	<4.0	110.5	4.640
9/27/2016	Tuesday	17.63	<2.5	13.40	41.00	83.20	<10.000	0.05970	19.43	4.894	144.5	5.040
9/28/2016	Wednesday	12.50	<2.5	<10.000	48.00	76.07	<10.000	0.04790	<10.000	4.162	124.6	6.970
10/4/2016	Tuesday	12.41	<2.5	<10.000	55.00	90.11	<10.000	0.04450	17.81	<4.0	126.4	5.650
10/5/2016	Wednesday	11.59	<2.5	<10.000	53.00	73.39	<10.000	0.05960	21.37	<4.0	146.8	4.280
10/11/2016	Tuesday	12.26	<2.5	<10.000	57.00	41.99	<10.000	0.04020	<10.000	<4.0	96.21	<4.00
10/12/2016	Wednesday	11.99	<2.5	<10.000	41.00	76.00	<10.000	0.10200	13.11	4.783	139.4	<4.00
10/18/2016	Tuesday	12.41	<2.5	<10.000	43.00	89.24	<10.000	0.0632	16.04	6.177	151.7	8.290
10/19/2016	Wednesday	12.52	<2.5	11.09	44.00	95.89	<10.000	0.06860	16.19	9.459	177.5	9.380
10/25/2016	Tuesday	12.12	<2.5	<10.000	60.00	60.96	<10.000	0.05580	22.00	<4.0	116.5	4.790
10/26/2016	Wednesday	11.77	<2.5	14.94	67.00	92.87	<10.000	0.05610	44.52	<4.0	120.3	4.470
11/1/2016	Tuesday	12.03	<2.5	<10.000	49.00	81.43	<10.000	0.04260	17.14	6.381	124.4	4.020
11/2/2016	Wednesday	12.34	<2.5	13.95	44.00	93.02	<10.000	0.06170	58.11	4.027	116.0	4.970
11/8/2016	Tuesday	11.72	<2.5	<10.000	46.00	107.5	<10.000	0.05970	18.85	4.328	158.8	5.920
11/9/2016	Wednesday	12.32	<2.5	<10.000	45.00	95.41	<10.000	0.06240	23.09	<4.0	144.3	4.860
11/15/2016	Tuesday	29.21	<2.5	<10.000	56.00	102.0	<10.000	0.09240	23.80	5.298	172.1	4.290
11/16/2016	Wednesday	13.28	<2.5	15.49	39.00	70.09	12.17	0.04890	22.13	<4.0	145.9	<4.00
11/21/2016	Monday	12.26	<2.5	21.15	52.00	60.08	<10.000	0.03300	<10.000	<4.0	108.9	
11/22/2016	Tuesday	11.79	<2.5	32.96	49.00	79.18	<10.000	0.05030	10.81	<4.0	134.4	6.930
11/23/2016	Wednesday	12.15										6.910
11/29/2016	Tuesday	34.39	<2.5	10.91	54.00	87.47	<10.000	0.04810	13.99	<4.0	135.1	4.310
11/30/2016	Wednesday	18.64	<2.5	<10.000	26.00	55.35	<10.000	0.16000	<10.000	<4.0	114.9	5.460
12/6/2016	Tuesday	12.76	<2.5	<10.000	33.00	102.8	<10.000	0.06830	11.93	<4.0	149.2	4.610
12/7/2016	Wednesday	15.27	<2.5	<10.000	32.00	85.15	<10.000	0.04000	24.81	<4.0	164.6	4.990
12/13/2016	Tuesday	13.16	<2.5	<10.000	40.00	96.42	<10.000	0.03080	20.33	<4.0	114.2	6.430
12/14/2016	Wednesday	12.65	<2.5	<10.000	45.00	77.98	<10.000	0.06190	19.79	<4.0	116.7	6.510
12/20/2016	Tuesday	13.57	<2.5	13.69	42.00	38.62	<10.000	0.06860	20.22	<4.0	100.6	5.570

Bucklin Point Influent Metals Cd - CN 2016
all results in ppb

Date	Day of the Week	Influent Flow	Cd	TTL Cr	Hex Cr	Cu	Pb	Hg	Ni	Ag	Zn	CN
12/21/2016	Wednesday	13.34	<2.5	20.55	43.00	60.92	<10.000	0.0390	11.65	<4.0	117.3	5.110
12/27/2016	Tuesday	13.68	<2.5	<10.000	45.00	54.26	<10.000	0.0248	<10.000	<4.0	120.2	6.000
12/28/2016	Wednesday	13.26	<2.5	13.33	41.00	64.10	<10.000	0.02690	13.14	<4.0	96.68	6.960

Bucklin Point Monthly Average, Minimum, and Maximum Influent Metal Values 2016
all results in ppb

Date		Flow (MGD)	Cd	TTL Cr	Hex Cr	Cu	Pb	Hg (ppt)	Ni	Ag	Zn	CN
January	Average	17.98	2.50	10.00	34.63	50.27	10.00	32.51	15.54	4.00	103.20	6.06
	Minimum	15.07	2.50	10.00	26.00	39.21	10.00	24.50	10.00	4.00	87.30	4.27
	Maximum	43.90	2.50	10.00	50.00	73.40	10.00	49.50	28.62	4.00	119.70	9.79
February	Average	21.65	2.50	10.00	28.00	43.15	10.00	34.69	10.24	4.00	88.72	8.42
	Minimum	14.83	2.50	10.00	10.00	26.57	10.00	15.70	10.00	4.00	51.39	4.79
	Maximum	50.31	2.50	10.00	39.00	64.25	10.00	49.30	11.91	4.00	110.90	25.40
March	Average	18.57	2.50	19.40	25.50	49.02	10.00	28.66	25.73	4.00	72.60	4.99
	Minimum	15.87	2.50	10.00	18.00	29.25	10.00	12.30	10.00	4.00	41.75	4.40
	Maximum	33.97	2.50	70.86	35.00	89.82	10.00	55.90	111.50	4.00	114.10	5.91
April	Average	21.43	2.50	10.00	23.50	59.75	10.31	49.30	15.20	4.00	118.97	5.19
	Minimum	15.95	2.50	10.00	20.00	38.37	10.00	18.80	10.00	4.00	79.37	4.15
	Maximum	48.73	2.50	10.00	27.00	94.59	12.43	82.30	21.19	4.00	156.10	6.51
May	Average	17.94	2.50	10.00	34.67	68.51	10.16	58.42	16.35	4.00	119.07	5.57
	Minimum	13.20	2.50	10.00	27.00	42.09	10.00	29.40	10.00	4.00	82.94	4.16
	Maximum	33.92	2.50	10.00	51.00	91.19	11.44	109.00	27.82	4.00	177.80	13.10
June	Average	14.91	2.50	10.00	41.56	69.31	11.53	47.94	12.56	4.00	126.30	5.80
	Minimum	11.73	2.50	10.00	35.00	56.45	10.00	22.20	10.00	4.00	93.47	4.55
	Maximum	29.49	2.50	10.00	56.00	79.43	17.50	63.10	22.55	4.00	174.00	6.66
July	Average	12.61	2.50	10.55	45.63	72.60	10.00	44.08	19.64	4.00	133.89	4.42
	Minimum	10.99	2.50	10.00	38.00	55.59	10.00	26.60	10.00	4.00	119.90	4.00
	Maximum	20.98	2.50	14.37	56.00	96.26	10.00	70.60	30.15	4.00	148.90	5.14
August	Average	13.13	2.50	14.88	47.30	89.50	11.14	68.65	42.87	4.16	146.97	5.51
	Minimum	10.82	2.50	10.00	38.00	68.34	10.00	31.60	10.00	4.00	131.30	4.00
	Maximum	22.11	2.50	58.76	61.00	161.00	15.34	132.00	214.70	4.97	173.30	7.30
September	Average	12.47	2.50	16.76	53.00	75.66	10.00	51.96	23.76	4.42	129.91	4.74
	Minimum	10.63	2.50	10.00	41.00	54.10	10.00	36.70	10.00	4.00	110.50	4.00
	Maximum	21.73	2.50	44.79	81.00	91.61	10.00	68.10	70.27	6.30	147.80	6.97
October	Average	15.51	2.50	10.75	52.50	77.56	10.00	61.25	20.13	5.05	134.35	5.61
	Minimum	10.82	2.50	10.00	41.00	41.99	10.00	40.20	10.00	4.00	96.21	4.00
	Maximum	49.50	2.50	14.94	67.00	95.89	10.00	102.00	44.52	9.46	177.50	9.38
November	Average	13.68	2.50	14.45	46.00	83.15	10.22	65.91	20.79	4.40	135.48	5.17
	Minimum	11.34	2.50	10.00	26.00	55.35	10.00	33.00	10.00	4.00	108.90	4.00
	Maximum	34.39	2.50	32.96	56.00	107.50	12.17	160.00	58.11	6.38	172.10	6.93
December	Average	15.37	2.50	12.20	40.13	72.53	10.00	45.04	16.48	4.00	122.44	5.77
	Minimum	12.29	2.50	10.00	32.00	38.62	10.00	24.80	10.00	4.00	96.68	4.61
	Maximum	33.69	2.50	20.55	45.00	102.80	10.00	68.60	24.81	4.00	164.60	6.96

Bucklin Point Influent Loading Summary 2016

Bucklin Point monthly mean influent loading summary (lbs/month)

Monthly total loads calculated as: Monthly Total Influent Flow (MG) * Average Daily Concentration (ppb) * Conversion Factor (0.00834).

Month	Total Monthly Inf Flow (MG)	Cd	Total Cr	Hex Cr	Cu	Pb	Hg	Ni	Ag	Zn	Total Cyanide	Total Metals*
January	557.44	11.62	46.49	160.97	233.69	46.49	0.1512	72.25	18.60	479.80	28.19	909.09
February	627.80	13.09	52.36	146.60	225.93	52.36	0.1816	53.61	20.94	464.54	44.07	883.02
March	575.67	12.00	93.13	122.43	235.36	48.01	0.1376	123.53	19.20	348.54	23.94	879.92
April	643.04	13.41	53.63	126.03	320.45	55.27	0.2644	81.51	21.45	638.01	27.82	1183.99
May	556.02	11.59	46.37	160.76	317.68	47.11	0.2709	75.80	18.55	552.16	25.82	1069.53
June	447.17	9.32	37.29	154.98	258.48	43.02	0.1788	46.84	14.92	471.01	21.64	881.06
July	390.78	8.15	34.37	148.70	236.60	32.59	0.1436	64.02	13.04	436.35	14.41	825.26
August	407.11	8.49	50.51	160.60	303.89	37.83	0.2331	145.55	14.12	499.01	18.69	1059.62
September	374.05	7.80	52.29	165.34	236.02	31.20	0.1621	74.13	13.79	405.27	14.79	820.65
October	480.93	10.03	43.13	210.58	311.07	40.11	0.2457	80.74	20.26	538.88	22.49	1044.47
November	410.47	8.56	49.45	157.47	284.66	34.98	0.2256	71.18	15.07	463.79	17.69	927.92
December	476.40	9.93	48.46	159.42	288.18	39.73	0.1789	65.49	15.89	486.46	22.94	954.32
Total (lbs/year)		123.99	607.48	1873.87	3252.02	508.69	2.3736	954.63	205.84	5783.82	282.50	

*Total Metals = Sum of Monthly Average Metals (Cd, Cr, Cu, Pb, Hg, Ni, Ag, Zn)

Bucklin Point monthly mean influent loading summary (lbs/day)

Average of daily loads – Each daily load is calculated as: Daily Influent Flow (MG) * Daily Concentration (ppb) * Conversion Factor (0.00834); the average of those loads is reported here.

Month	Mean Inf Flow (MGD)	Cd	Total Cr	Hex Cr	Cu	Pb	Hg	Ni	Ag	Zn	Total Cyanide	Total Metals*
January	17.98	0.36	1.43	4.94	7.11	1.43	0.0046	2.20	0.57	14.67	0.87	27.77
February	21.65	0.55	2.19	5.93	9.84	2.19	0.0076	2.23	0.88	20.39	1.75	38.28
March	18.57	0.41	2.96	4.06	7.84	1.65	0.0045	3.82	0.66	11.58	0.83	28.93
April	21.43	0.42	1.68	3.96	10.29	1.72	0.0083	2.54	0.67	20.13	0.87	37.46
May	17.94	0.38	1.54	5.22	10.56	1.56	0.0088	2.44	0.62	18.35	0.89	35.47
June	14.91	0.33	1.31	5.43	9.15	1.57	0.0063	1.65	0.52	17.06	0.75	31.60
July	12.61	0.27	1.13	4.88	7.72	1.08	0.0046	2.03	0.43	14.35	0.48	27.02
August	13.13	0.28	1.61	5.16	10.07	1.28	0.0076	4.48	0.46	16.65	0.60	34.85
September	12.47	0.27	1.74	5.54	8.18	1.07	0.0056	2.59	0.47	14.01	0.51	28.34
October	15.51	0.25	1.09	5.30	7.86	1.01	0.0062	2.02	0.51	13.61	0.57	26.36
November	13.68	0.35	1.87	6.62	11.83	1.42	0.0098	2.78	0.62	19.38	0.69	38.26
December	15.37	0.28	1.37	4.49	8.13	1.12	0.0050	1.87	0.45	13.82	0.65	27.03

*Total Metals = Sum of Monthly Average Metals (Cd, Cr, Cu, Pb, Hg, Ni, Ag, Zn)

Bucklin Point Influent Loading Summary 2016

Bucklin Point monthly mean influent concentration (ppb)

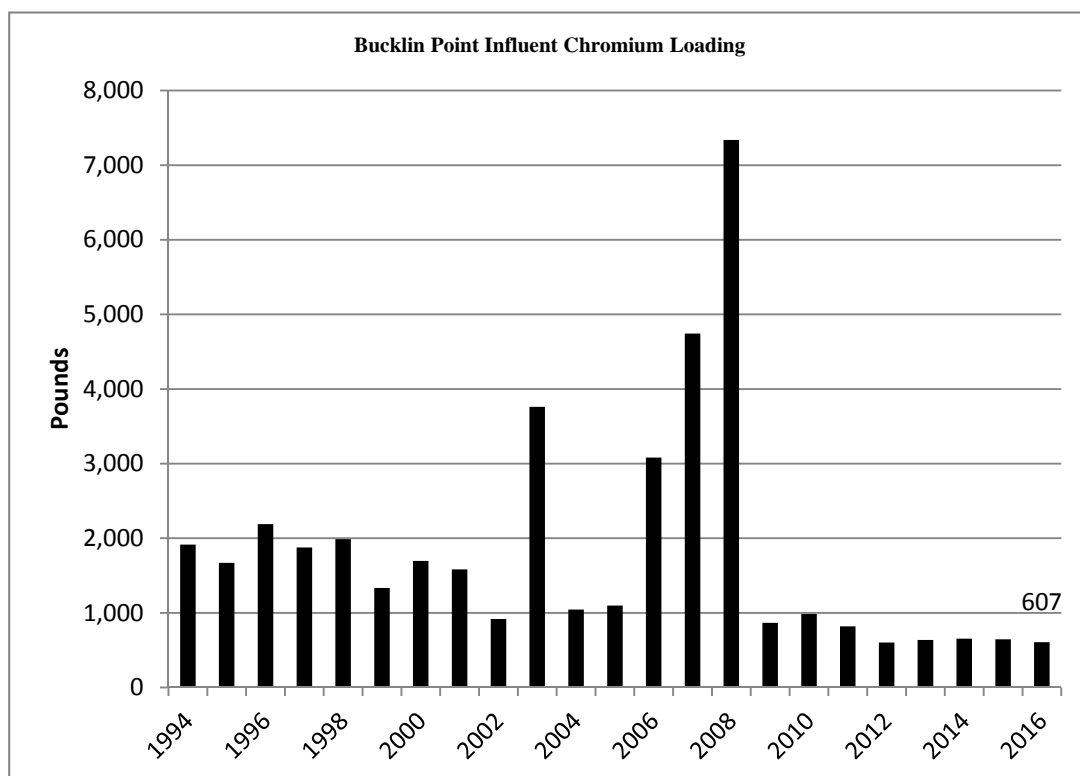
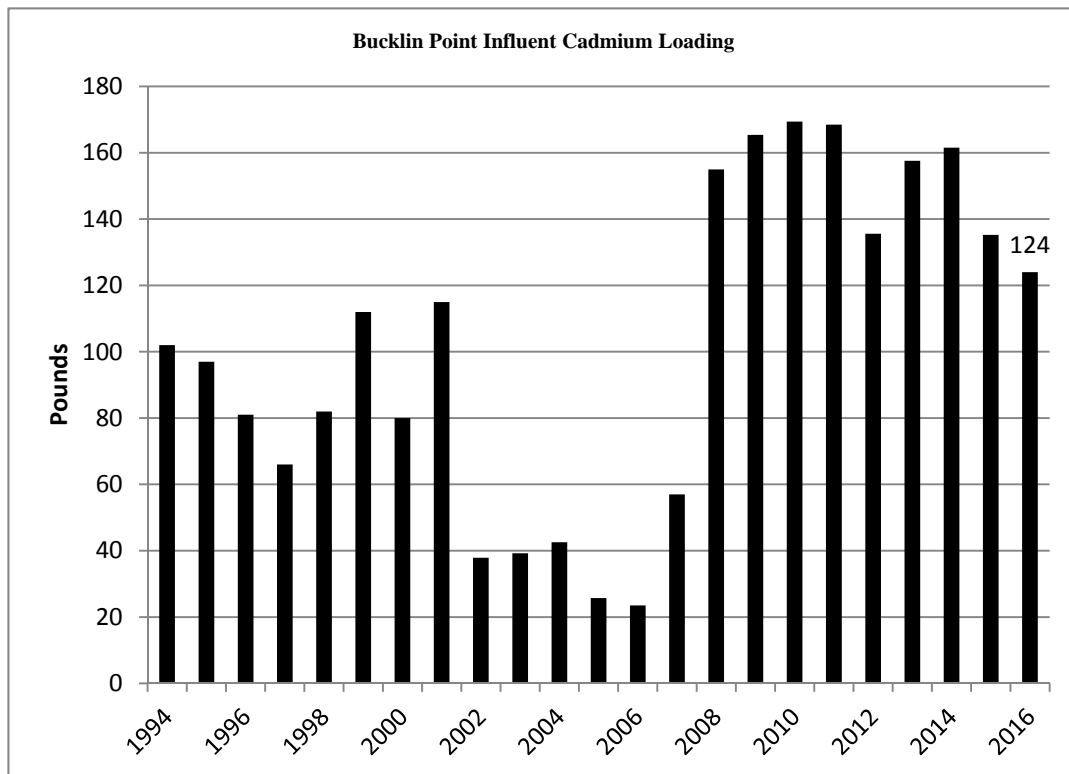
Month	Mean Inf Flow (MGD)	Cd	Total Cr	Hex Cr	Cu	Pb	Hg	Ni	Ag	Zn	Total Cyanide	Total Metals*
January	17.98	2.50	10.00	34.63	50.27	10.00	0.0325	15.54	4.00	103.20	6.06	195.54
February	21.65	2.50	10.00	28.00	43.15	10.00	0.0347	10.24	4.00	88.72	8.42	168.65
March	18.57	2.50	19.40	25.50	49.02	10.00	0.0287	25.73	4.00	72.60	4.99	183.27
April	21.43	2.50	10.00	23.50	59.75	10.31	0.0493	15.20	4.00	118.97	5.19	220.77
May	17.94	2.50	10.00	34.67	68.51	10.16	0.0584	16.35	4.00	119.07	5.57	230.64
June	14.91	2.50	10.00	41.56	69.31	11.53	0.0479	12.56	4.00	126.30	5.80	236.25
July	12.61	2.50	10.55	45.63	72.60	10.00	0.0441	19.64	4.00	133.89	4.42	253.22
August	13.13	2.50	14.88	47.30	89.50	11.14	0.0687	42.87	4.16	146.97	5.51	312.09
September	12.47	2.50	16.76	53.00	75.66	10.00	0.0520	23.76	4.42	129.91	4.74	263.06
October	15.51	2.50	10.75	52.50	77.56	10.00	0.0613	20.13	5.05	134.35	5.61	260.40
November	13.68	2.50	14.45	46.00	83.15	10.22	0.0659	20.79	4.40	135.48	5.17	271.06
December	15.37	2.50	12.20	40.13	72.53	10.00	0.0450	16.48	4.00	122.44	5.77	240.19

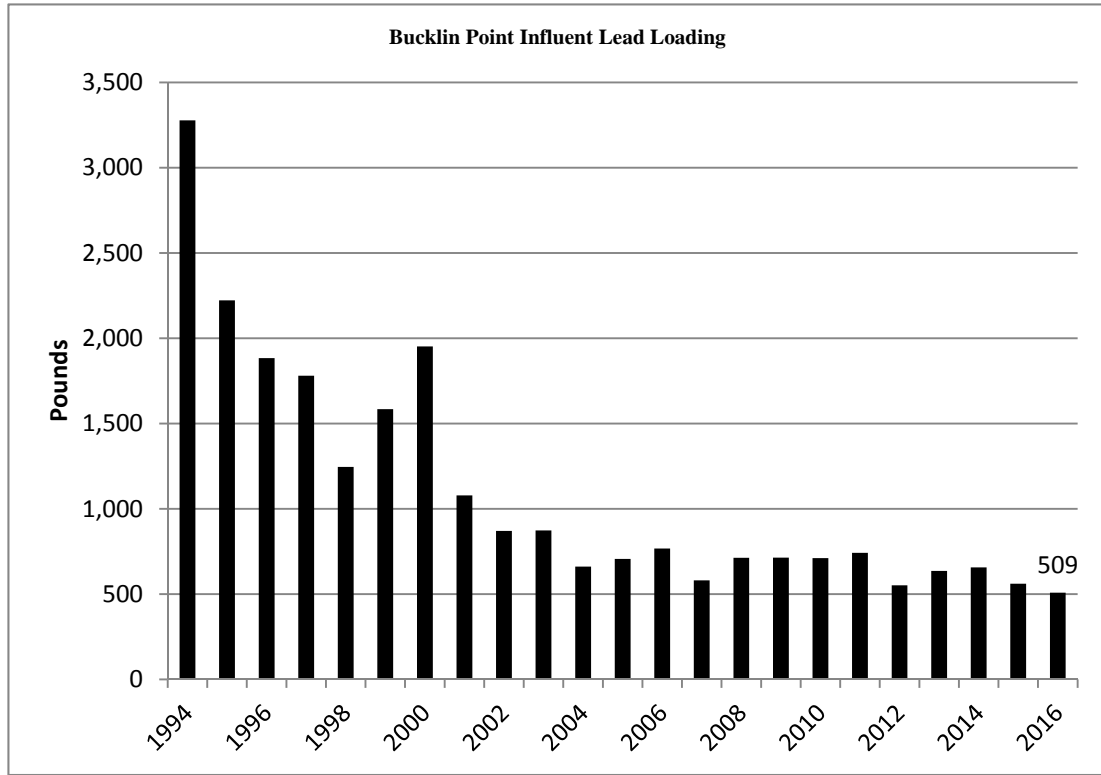
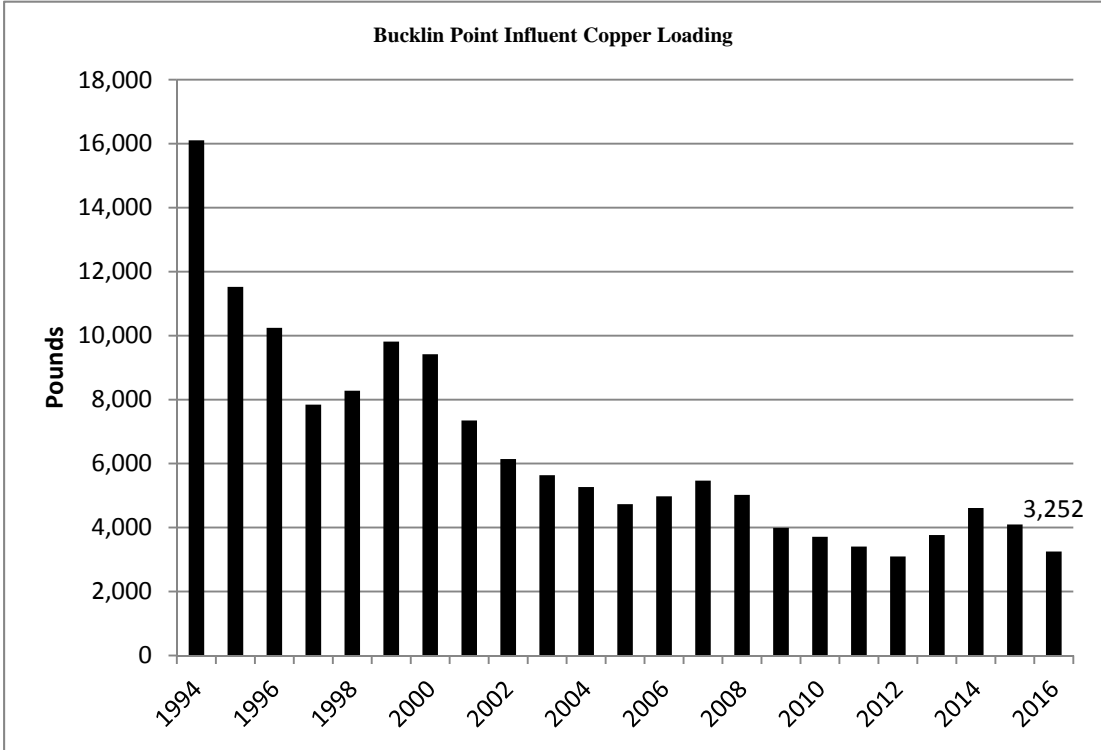
*Total Metals = Sum of Monthly Average Metals Concentrations (Cd, Cr, Cu, Pb, Hg, Ni, Ag, Zn)

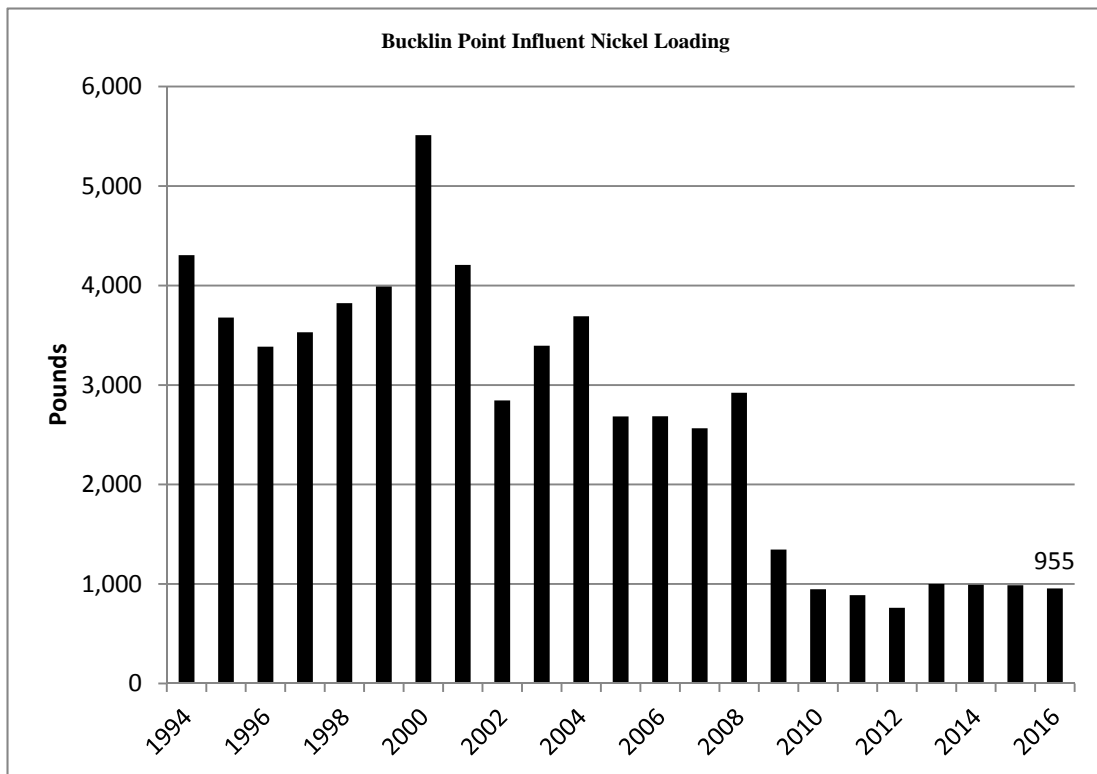
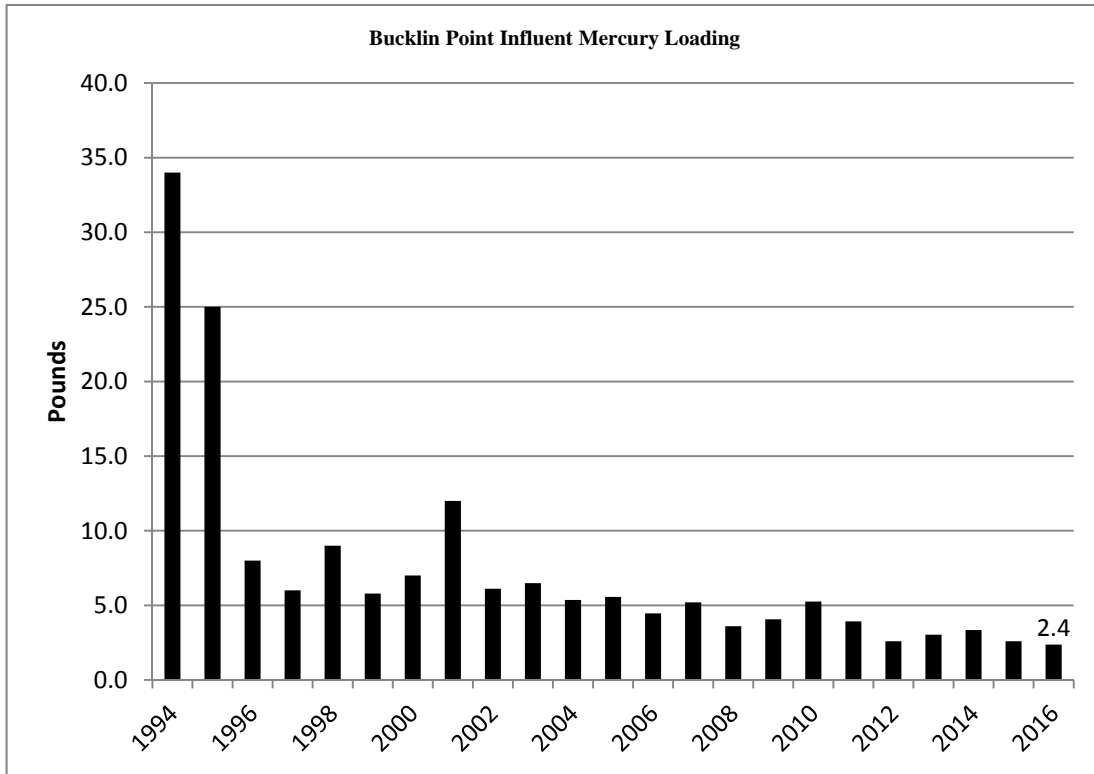
Bucklin Point Influent Loading Data

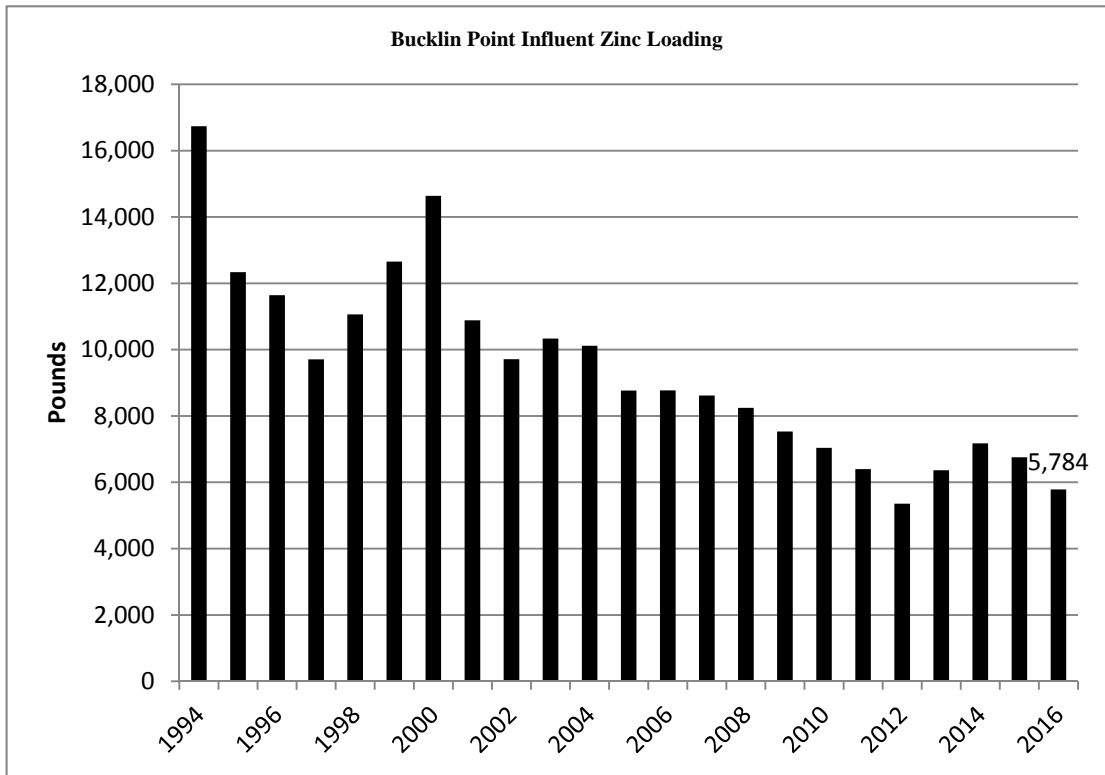
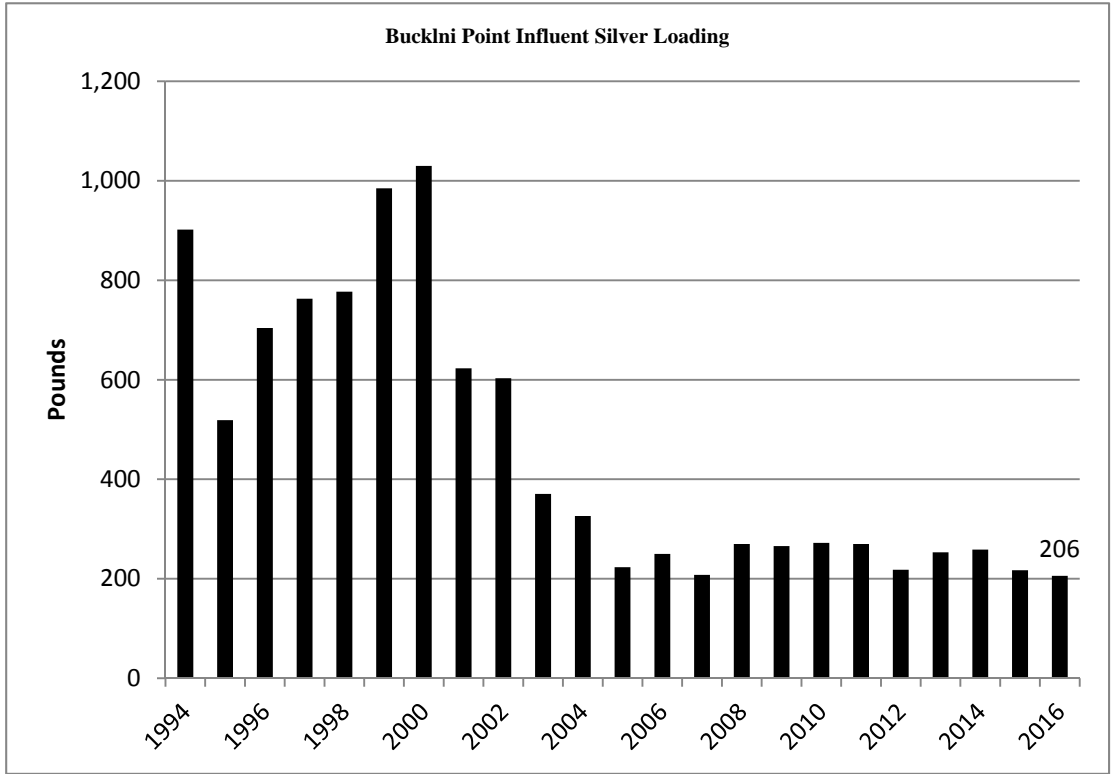
Influent loading (lbs/year)

Year	Cadmium	Chromium	Copper	Lead	Mercury	Nickel	Silver	Zinc
1994	102	1,915	16,107	3,278	34.0	4,305	902	16,738
1995	97	1,670	11,525	2,223	25.0	3,679	519	12,339
1996	81	2,189	10,244	1,884	8.0	3,386	704	11,642
1997	66	1,876	7,844	1,781	6.0	3,530	763	9,709
1998	82	1,987	8,278	1,246	9.0	3,823	777	11,064
1999	112	1,334	9,814	1,585	5.8	3,991	985	12,655
2000	80	1,696	9,418	1,952	7.0	5,511	1,030	14,641
2001	115	1,583	7,349	1,079	12.0	4,207	623	10,887
2002	38	918	6,141	870	6.1	2,845	603	9,715
2003	39	3,762	5,638	873	6.5	3,396	371	10,337
2004	43	1,045	5,269	661	5.4	3,692	326	10,117
2005	26	1,099	4,734	707	5.6	2,685	223	8,768
2006	24	3,082	4,976	767	4.5	2,686	250	8,771
2007	57	4,743	5,469	581	5.2	2,565	208	8,616
2008	155	7,338	5,021	713	3.6	2,923	270	8,248
2009	165	866	3,992	714	4.1	1,346	266	7,532
2010	169	985	3,714	711	5.3	948	272	7,041
2011	169	819	3,409	742	3.9	888	270	6,396
2012	136	602	3,096	552	2.6	760	218	5,357
2013	158	636	3,768	636	3.0	1,000	253	6,367
2014	162	654	4,614	657	3.3	993	259	7,176
2015	135	645	4,097	561	2.6	987	217	6,757
2016	124	607	3,252	509	2.4	955	206	5,784









EFFLUENT LOADING DATA

BUCKLIN POINT

Bucklin Point Effluent Metals Al - Sn 2016
all analyses in ppb

Date	Day of the Week	Effluent	Flow	Al	Fe	Se	As	Mo	Sn
1/5/2016	Tuesday	15.07		18.066	74.784	<1.000	0.970	2.004	<5.00
1/6/2016	Wednesday	15.27		19.781	85.518				12.38
1/12/2016	Tuesday	20.57		23.164	101.666				<5.00
1/13/2016	Wednesday	17.20		21.201	94.135				<5.00
1/19/2016	Tuesday	17.15		26.804	98.999				<5.00
1/20/2016	Wednesday	16.83		25.694	95.367				<5.00
1/26/2016	Tuesday	18.94		29.132	126.221				<5.00
1/27/2016	Wednesday	16.11		27.142	114.220				<5.00
2/2/2016	Tuesday	14.83		24.087	116.343				<5.00
2/3/2016	Wednesday	25.94		48.715	221.234				<5.00
2/9/2016	Tuesday	18.82		19.668	113.577	<1.000	0.979	6.322	<5.00
2/10/2016	Wednesday	19.00		20.454	116.792				<5.00
2/16/2016	Tuesday	36.06		79.291	307.749				<5.00
2/17/2016	Wednesday	20.83		25.996	107.042				<5.00
2/23/2016	Tuesday	18.95		33.372	141.946				<5.00
2/24/2016	Wednesday	34.94		111.061	420.397				<5.00
3/1/2016	Tuesday	18.83		32.341	148.067				<5.00
3/2/2016	Wednesday	25.09		80.370	322.554				<5.00
3/8/2016	Tuesday	17.61		22.755	107.750	<1.000	0.869	0.959	<5.00
3/9/2016	Wednesday	17.40		20.344	97.167				<5.00
3/15/2016	Tuesday	33.97		31.770	133.805				<5.00
3/16/2016	Wednesday	18.90		23.218	112.119				<5.00
3/22/2016	Tuesday	16.49		23.382	92.373				<5.00
3/23/2016	Wednesday	16.98		21.924	86.960				<5.00
3/29/2016	Tuesday	16.54		24.972	116.752				<5.00
3/30/2016	Wednesday	15.87		22.613	112.245				<5.00
4/5/2016	Tuesday	19.39		25.996	144.736	<1.000	0.901	2.272	<5.00
4/6/2016	Wednesday	18.95		26.882	127.378				<5.00
4/12/2016	Tuesday	27.65		29.647	148.698				7.087
4/13/2016	Wednesday	19.84		25.425	120.569				<5.00
4/19/2016	Tuesday	18.37		20.864	88.952				<5.00
4/20/2016	Wednesday	17.32		25.547	89.982				<5.00
4/26/2016	Tuesday	21.83		31.959	141.630				<5.00
4/27/2016	Wednesday	17.53		20.624	89.768				<5.00
5/3/2016	Tuesday	22.39		24.724	114.171	<1.000	1.164	9.194	<5.00
5/4/2016	Wednesday	25.79		29.046	122.536				<5.00
5/10/2016	Tuesday	16.37		21.468	80.969				<5.00
5/11/2016	Wednesday	16.60		21.829	109.037				<5.00
5/17/2016	Tuesday	16.48		30.155	99.260				<5.00

Bucklin Point Effluent Metals Al - Sn 2016
all analyses in ppb

Date	Day of the Week	Effluent	Flow	Al	Fe	Se	As	Mo	Sn
5/18/2016	Wednesday	15.99		28.731	85.296				<5.00
5/24/2016	Tuesday	18.90		25.373	84.937				<5.00
5/25/2016	Wednesday	14.77		26.201	75.932				<5.00
5/31/2016	Tuesday	15.41		21.295	78.537				<5.00
6/1/2016	Wednesday	14.57		20.457	72.696				<5.00
6/7/2016	Tuesday	15.62		26.317	94.347	<1.000	1.381	6.783	<5.00
6/8/2016	Wednesday	15.15		34.070	121.886				<5.00
6/14/2016	Tuesday	13.90		42.213	155.913				<5.00
6/15/2016	Wednesday	13.80		45.018	162.358				<5.00
6/21/2016	Tuesday	17.43		52.764	204.861				<5.00
6/22/2016	Wednesday	12.91		60.060	249.771				<5.00
6/28/2016	Tuesday	12.83		62.621	264.106				<5.00
6/29/2016	Wednesday	24.89		76.363	281.841				<5.00
7/5/2016	Tuesday	20.69		55.265	287.687				<5.00
7/6/2016	Wednesday	12.13		32.960	175.447				40.68
7/12/2016	Tuesday	12.03		222.235	809.4165	<1.000	1.288	3.211	<5.00
7/13/2016	Wednesday	12.09		22.588	66.3095				<5.00
7/19/2016	Tuesday	11.95		19.448	54.325				<5.00
7/20/2016	Wednesday	11.72		18.999	54.031				<5.00
7/26/2016	Tuesday	11.36		20.039	65.798				<5.00
7/27/2016	Wednesday	11.38		23.610	79.816				<5.00
8/2/2016	Tuesday	16.70		23.868	82.272	<1.000	1.211	2.456	<5.00
8/3/2016	Wednesday	11.65		25.707	83.112				<5.00
8/9/2016	Tuesday	11.37		17.781	61.248				<5.00
8/10/2016	Wednesday	21.47		22.714	78.586				<5.00
8/17/2016	Wednesday	11.88		19.287	62.282				<5.00
8/23/2016	Tuesday	11.70		13.407	61.519				<5.00
8/24/2016	Wednesday	11.70		13.471	67.434				<5.00
8/30/2016	Tuesday	11.43		12.449	75.830				<5.00
8/31/2016	Wednesday	12.25		13.195	94.987				<5.00
9/6/2016	Tuesday	14.06		13.983	80.885				<5.00
9/7/2016	Wednesday	12.90		14.476	105.032				<5.00
9/13/2016	Tuesday	11.30		16.311	103.267	<1.000	1.141	12.253	<5.00
9/14/2016	Wednesday	11.18		16.721	131.874				<5.00
9/20/2016	Tuesday	12.09		12.320	74.452				<5.00
9/21/2016	Wednesday	10.93		11.997	75.884				<5.00
9/27/2016	Tuesday	17.63		23.442	199.721				<5.00
9/28/2016	Wednesday	12.50		14.874	87.229				<5.00
10/4/2016	Tuesday	12.41		17.198	109.032	<1.000	0.921	8.985	<5.00
10/5/2016	Wednesday	11.59		15.088	100.773				<5.00
10/11/2016	Tuesday	12.26		16.553	145.280				<5.00

Bucklin Point Effluent Metals Al - Sn 2016
all analyses in ppb

Date	Day of the Week	Effluent	Flow	Al	Fe	Se	As	Mo	Sn
10/12/2016	Wednesday	11.99		15.272	114.744				<5.00
10/18/2016	Tuesday	12.41		13.888	124.319				<5.00
10/19/2016	Wednesday	12.52		17.200	153.978				<5.00
10/25/2016	Tuesday	12.12		31.141	179.253				<5.00
10/26/2016	Wednesday	11.77		17.695	150.704				<5.00
11/1/2016	Tuesday	12.03		17.671	139.492				49.36
11/2/2016	Wednesday	12.34		18.182	106.659				<5.00
11/8/2016	Tuesday	11.72		15.802	112.871				<5.00
11/9/2016	Wednesday	12.32		17.377	120.579				<5.00
11/15/2016	Tuesday	23.12		24.632	178.488	<1.000	0.903	2.337	<5.00
11/16/2016	Wednesday	13.28		19.879	109.924				<5.00
11/21/2016	Monday	12.26		16.399	125.784				<5.00
11/22/2016	Tuesday	11.79		17.166	101.543				<5.00
11/29/2016	Tuesday	25.87		30.679	203.430				<5.00
11/30/2016	Wednesday	18.64		26.098	163.150				<5.00
12/6/2016	Tuesday	12.76		18.596	93.286	<1.000	0.695	2.039	<5.00
12/7/2016	Wednesday	15.27		15.512	81.897				<5.00
12/13/2016	Tuesday	13.16		18.727	76.470				<5.00
12/14/2016	Wednesday	12.65		18.493	96.972				<5.00
12/20/2016	Tuesday	13.57		18.574	112.427				<5.00
12/21/2016	Wednesday	13.34		16.801	99.770				<5.00
12/27/2016	Tuesday	13.68		13.657	76.713				<5.00
12/28/2016	Wednesday	13.26		16.772	90.522				<5.00

Bucklin Point Effluent Metals Cd - CN 2016
all analyses in ppb

Date	Day of the Week	Effluent Flow	Cd	TTL Cr	Hex Cr	Cu	Pb	Hg	Ni	Ag	Zn	CN
1/5/2016	Tuesday	15.07	0.026	0.665	<10.000	5.074	0.404	4.440	4.214	0.041	36.220	
1/6/2016	Wednesday	15.27	0.031	1.090	<10.000	7.217	0.440	<2.0	4.446	0.049	40.165	
1/7/2016	Thursday	15.22										<4.00
1/8/2016	Friday	15.46										<4.00
1/12/2016	Tuesday	20.57	0.027	0.833	<10.000	5.076	0.456	5.310	4.298	0.074	34.528	4.700
1/13/2016	Wednesday	17.20	0.025	0.910	<10.000	5.134	0.459	3.700	4.507	0.075	37.143	4.380
1/19/2016	Tuesday	17.15	0.045	0.557	<10.000	5.361	0.449	4.340	11.493	0.059	39.292	4.440
1/20/2016	Wednesday	16.83	0.034	0.668	<10.000	6.030	0.457	4.420	10.646	0.057	40.716	<4.00
1/26/2016	Tuesday	18.94	0.035	0.603	<10.000	6.586	0.486	4.440	4.905	0.075	39.184	4.770
1/27/2016	Wednesday	16.11	0.025	0.595	<10.000	5.438	0.505	5.310	4.389	0.076	40.255	6.000
2/2/2016	Tuesday	14.83	0.050	0.524	<10.000	7.628	0.540	3.430	6.236	0.071	44.165	<4.00
2/3/2016	Wednesday	25.94	0.038	0.791	<10.000	9.338	0.802	5.240	5.368	0.137	41.266	6.640
2/9/2016	Tuesday	18.82	0.032	0.452	<10.000	4.866	0.409	5.080	3.480	0.046	33.434	<4.00
2/10/2016	Wednesday	19.00	0.033	0.501	<10.000	5.244	0.414	3.570	3.904	0.063	35.532	<4.00
2/16/2016	Tuesday	36.06	0.047	1.011	<10.000	9.928	1.060	8.760	3.639	0.155	37.369	4.310
2/17/2016	Wednesday	20.83	0.026	0.537	<10.000	5.133	0.458	5.940	5.165	0.067	30.871	8.050
2/23/2016	Tuesday	18.95	0.17	0.521	<10.000	7.749	0.602	4.930	7.686	0.119	40.813	6.410
2/24/2016	Wednesday	34.94	0.076	1.618	<10.000	12.708	1.482	9.310	6.810	0.263	39.550	4.220
3/1/2016	Tuesday	18.83	0.035	0.645	<10.000	6.306	0.635	3.480	8.282	0.083	36.562	4.050
3/2/2016	Wednesday	25.09	0.050	1.136	<10.000	11.576	1.309	10.50	7.786	0.186	36.243	<4.00
3/8/2016	Tuesday	17.61	0.035	0.736	<10.000	5.581	0.524	4.400	5.812	0.062	37.936	5.260
3/9/2016	Wednesday	17.40	0.032	0.825	<10.000	5.383	0.484	2.930	7.030	0.059	38.516	<4.00
3/15/2016	Tuesday	33.97	0.026	1.168	<10.000	5.984	0.513	4.580	3.840	0.081	27.912	<4.00
3/16/2016	Wednesday	18.90	0.027	1.117	<10.000	4.902	0.458	2.960	5.835	0.060	33.430	4.690
3/22/2016	Tuesday	16.49	0.030	0.791	<10.000	5.065	0.465	3.760	6.321	0.053	38.054	6.630
3/23/2016	Wednesday	16.98	0.034	0.837	<10.000	5.064	0.461	10.50	7.976	0.054	40.365	4.280
3/29/2016	Tuesday	16.54	0.025	0.825	<10.000	5.591	0.477	4.650	5.999	0.061	38.063	6.780
3/30/2016	Wednesday	15.87	0.026	0.897	<10.000	6.744	0.501	4.680	8.704	0.051	41.618	4.440
4/5/2016	Tuesday	19.39	0.029	1.283	<10.000	5.689	0.495	3.940	8.351	0.067	44.642	5.900
4/6/2016	Wednesday	18.95	0.036	1.017	<10.000	5.693	0.522	4.240	9.104	0.062	44.660	6.640
4/12/2016	Tuesday	27.65	0.027	0.934	<10.000	5.787	0.577	<2.0	6.734	0.060	36.737	5.540
4/13/2016	Wednesday	19.84	0.029	0.787	<10.000	4.672	0.570	<2.0	6.986	0.049	39.086	15.20
4/19/2016	Tuesday	18.37	0.041	0.563	<10.000	4.235	0.524	7.540	6.767	0.039	37.981	7.560
4/20/2016	Wednesday	17.32	0.045	0.562	<10.000	4.739	0.584	5.670	9.940	0.040	45.369	5.520
4/26/2016	Tuesday	21.83	0.062	0.743	<10.000	7.020	0.657	4.980	6.732	0.062	60.728	4.750
4/27/2016	Wednesday	17.53	0.157	0.689	<10.000	5.436	0.486	3.030	6.506	0.039	47.167	4.070
5/3/2016	Tuesday	22.39	0.035	1.198	<10.000	6.686	0.557	4.560	7.453	0.050	43.958	4.810
5/4/2016	Wednesday	25.79	0.039	1.213	<10.000	6.896	0.624	5.640	7.493	0.061	45.056	5.180
5/10/2016	Tuesday	16.37	0.046	0.648	<10.000	5.186	0.592	2.440	15.957	0.044	46.981	5.530
5/11/2016	Wednesday	16.60	0.039	0.739	<10.000	5.305	0.612	3.400	11.279	0.050	45.459	4.310
5/17/2016	Tuesday	16.48	0.042	0.711	<10.000	5.986	0.666	3.590	8.447	0.045	60.012	4.670
5/18/2016	Wednesday	15.99	0.040	0.890	<10.000	6.176	0.627	2.600	7.543	0.045	49.093	4.170
5/24/2016	Tuesday	18.90	0.089	0.708	<10.000	5.033	0.778	2.960	8.560	0.049	50.526	5.020
5/25/2016	Wednesday	14.77	0.169	0.753	<10.000	5.163	0.717	2.440	9.027	0.055	49.683	4.180
5/31/2016	Tuesday	15.41	0.040	0.611	<10.000	5.913	0.599	4.160	4.084	0.063	39.288	5.610
6/1/2016	Wednesday	14.57	0.041	0.664	<10.000	5.829	0.688	3.200	5.617	0.067	45.734	4.590
6/7/2016	Tuesday	15.62	0.073	0.842	<10.000	6.620	1.351	4.780	6.594	0.096	62.062	7.880

Bucklin Point Effluent Metals Cd - CN 2016
all analyses in ppb

Date	Day of the Week	Effluent Flow	Cd	TTL Cr	Hex Cr	Cu	Pb	Hg	Ni	Ag	Zn	CN
6/8/2016	Wednesday	15.15	0.049	1.140	<10.000	7.548	1.358	5.360	10.728	0.190	52.751	4.040
6/14/2016	Tuesday	13.90	0.105	1.290	<10.000	11.500	1.110	5.840	7.987	0.160	55.839	4.860
6/15/2016	Wednesday	13.80	0.158	1.559	<10.000	10.376	1.069	6.480	6.962	0.162	53.429	4.800
6/21/2016	Tuesday	17.43	0.295	1.087	<10.000	11.382	1.226	7.590	4.615	0.232	50.414	5.340
6/22/2016	Wednesday	12.91	0.057	1.407	<10.000	12.692	1.381	8.890	5.553	0.262	54.780	8.530
6/28/2016	Tuesday	12.83	0.096	1.487	<10.000	14.879	1.475	4.410	6.693	0.320	55.294	4.780
6/29/2016	Wednesday	24.89	0.045	1.794	<10.000	15.111	1.367	10.20	5.932	0.329	47.146	5.420
7/5/2016	Tuesday	20.69	0.054	0.910	<10.000	10.424	1.082	5.190	3.735	0.178	44.846	<4.00
7/6/2016	Wednesday	12.13	0.052	0.968	<10.000	7.656	0.886	5.550	5.018	0.140	47.800	<4.00
7/12/2016	Tuesday	12.03	0.11	3.3875	<10.000	29.4225	2.8815	3.915	8.0725	1.944	73.4025	<4.00
7/13/2016	Wednesday	12.09	0.041	0.714	<10.000	6.0795	0.697	3.055	9.701	0.1665	46.764	<4.00
7/19/2016	Tuesday	11.95	0.053	0.904	<10.000	6.378	0.592	2.580	9.632	0.096	51.792	4.680
7/20/2016	Wednesday	11.72	0.046	1.034	<10.000	6.442	0.631	2.230	9.725	0.094	50.772	<4.00
7/26/2016	Tuesday	11.36	0.054	0.870	<10.000	7.923	0.535	2.670	9.726	0.095	42.896	<4.00
7/27/2016	Wednesday	11.38	0.051	1.192	<10.000	9.095	0.464	3.170	13.412	0.112	42.124	<4.00
8/2/2016	Tuesday	16.70	0.047	0.960	<10.000	8.352	0.481	5.180	7.247	0.135	45.906	6.530
8/3/2016	Wednesday	11.65	0.048	1.240	<10.000	8.340	0.470	3.540	9.098	0.145	53.119	4.070
8/9/2016	Tuesday	11.37	0.055	0.637	<10.000	7.223	0.667	4.120	4.813	0.095	48.511	4.220
8/10/2016	Wednesday	21.47	0.039	0.903	<10.000	6.536	0.588	3.930	5.729	0.106	44.784	<4.00
8/16/2016	Tuesday	12.39	0.044	1.119	<10.000	10.136	0.424	3.370	9.202	0.1	45.82	5.020
8/17/2016	Wednesday	11.88	0.043	1.977	<10.000	9.074	0.406	3.410	10.610	0.089	45.710	7.11
8/23/2016	Tuesday	11.70	0.035	5.628	<10.000	6.077	0.476	6.740	28.857	0.070	40.291	<4.00
8/24/2016	Wednesday	11.70	0.036	1.588	<10.000	6.532	0.480	4.250	7.939	0.077	45.084	4.520
8/30/2016	Tuesday	11.43	0.032	2.975	<10.000	5.654	0.509	8.120	16.040	0.073	44.417	<4.00
8/31/2016	Wednesday	12.25	0.027	5.161	<10.000	5.261	0.497	5.710	25.013	0.066	42.927	<4.00
9/6/2016	Tuesday	14.06	0.038	1.802	<10.000	6.370	0.448	3.890	9.352	0.077	43.008	<4.00
9/7/2016	Wednesday	12.90	0.036	1.571	<10.000	6.405	0.408	3.800	12.075	0.072	42.509	<4.00
9/13/2016	Tuesday	11.30	0.038	3.778	<10.000	7.512	0.410	5.270	14.816	0.124	45.612	<4.00
9/14/2016	Wednesday	11.18	0.041	2.319	<10.000	8.466	0.477	3.210	12.819	0.111	48.966	4.830
9/20/2016	Tuesday	12.09	0.031	3.128	<10.000	6.045	0.314	2.320	12.448	0.121	38.028	<4.00
9/21/2016	Wednesday	10.93	0.032	2.323	<10.000	6.526	0.306	3.690	11.584	0.107	40.532	5.670
9/27/2016	Tuesday	17.63	0.022	1.633	<10.000	5.862	0.438	3.400	8.680	0.151	37.453	5.780
9/28/2016	Wednesday	12.50	0.022	1.119	<10.000	4.622	<0.300	2.390	7.607	0.087	32.771	4.220
10/4/2016	Tuesday	12.41	0.043	1.083	<10.000	8.170	0.459	5.760	8.164	0.124	39.495	4.020
10/5/2016	Wednesday	11.59	0.026	1.538	<10.000	5.421	0.352	2.510	10.294	0.107	39.026	<4.00
10/11/2016	Tuesday	12.26	0.021	2.118	<10.000	4.347	0.382	4.270	11.978	0.102	39.614	<4.00
10/12/2016	Wednesday	11.99	0.024	0.932	<10.000	4.875	0.376	3.480	7.021	0.098	39.318	<4.00
10/18/2016	Tuesday	12.41	0.021	0.762	<10.000	4.517	0.385	3.170	7.319	0.127	42.479	4.480
10/19/2016	Wednesday	12.52	0.023	0.862	<10.000	4.648	0.353	3.060	9.144	0.136	41.137	5.810
10/25/2016	Tuesday	12.12	0.032	1.317	<10.000	6.444	0.565	4.19	8.794	0.215	44.106	7.940
10/26/2016	Wednesday	11.77	0.023	2.103	<10.000	5.030	0.425	3.940	14.284	0.143	43.062	4.260
11/1/2016	Tuesday	12.03	0.030	6.295	<10.000	6.020	0.595	3.300	17.501	0.135	41.997	<4.00
11/2/2016	Wednesday	12.34	0.028	1.323	<10.000	7.176	0.421	3.940	8.917	0.131	42.909	<4.00
11/8/2016	Tuesday	11.72	0.024	1.899	<10.000	5.529	0.452	3.160	7.724	0.135	44.584	6.380
11/9/2016	Wednesday	12.32	0.031	5.575	<10.000	6.108	0.644	4.610	13.056	0.153	45.552	<4.00
11/15/2016	Tuesday	23.12	0.021	2.195	<10.000	5.596	0.461	3.180	7.107	0.206	35.638	4.760
11/16/2016	Wednesday	13.28	0.022	1.039	<10.000	5.021	0.380	3.540	6.618	0.141	37.292	<4.00

Bucklin Point Effluent Metals Cd - CN 2016
all analyses in ppb

Date	Day of the Week	Effluent Flow	Cd	TTL Cr	Hex Cr	Cu	Pb	Hg	Ni	Ag	Zn	CN
11/21/2016	Monday	12.26	0.024	3.922	<10.000	5.115	0.411	3.810	5.589	0.136	43.524	
11/22/2016	Tuesday	11.79	0.021	3.481	<10.000	4.654	0.387	3.120	5.748	0.138	39.968	8.930
11/23/2016	Wednesday	12.15										6.260
11/29/2016	Tuesday	25.87	0.026	1.779	<10.000	6.491	0.560	4.440	6.057	0.240	36.352	7.190
11/30/2016	Wednesday	18.64	0.020	3.211	<10.000	4.824	0.417	3.470	13.401	0.153	31.605	6.710
12/6/2016	Tuesday	12.76	0.025	1.210	<10.000	4.782	0.456	2.190	7.290	0.099	43.015	6.510
12/7/2016	Wednesday	15.27	0.020	0.764	<10.000	4.146	0.377	2.210	6.745	0.091	39.159	4.260
12/13/2016	Tuesday	13.16	0.025	1.244	<10.000	4.638	0.365	28.70	6.722	0.096	37.817	8.360
12/14/2016	Wednesday	12.65	0.031	7.273	<10.000	5.141	0.450	5.090	8.910	0.111	42.932	10.00
12/20/2016	Tuesday	13.57	0.033	13.458	<10.000	4.984	0.489	3.580	8.238	0.120	44.819	7.250
12/21/2016	Wednesday	13.34	0.032	20.669	<10.000	4.668	0.531	2.260	9.842	0.108	45.987	7.100
12/27/2016	Tuesday	13.68	0.028	1.784	<10.000	4.654	0.424	2.910	3.560	0.072	39.711	7.830
12/28/2016	Wednesday	13.26	0.031	1.219	<10.000	4.711	0.412	2.220	7.188	0.080	44.200	7.320

Bucklin Point Monthly Average, Minimum, and Maximum Effluent Metal Values 2016
all results in ppb

Date		Flow (MGD)	Cd	TTL Cr	Hex Cr	Cu	Pb	Hg(ppb)	Ni	Ag	Zn	CN
January	Average	17.21	0.03	0.74	10.00	5.74	0.46	4.25	6.11	0.06	38.44	4.54
	Minimum	15.07	0.03	0.56	10.00	5.07	0.40	2.00	4.21	0.04	34.53	4.00
	Maximum	28.56	0.05	1.09	10.00	7.22	0.51	5.31	11.49	0.08	40.72	6.00
February	Average	20.93	0.06	0.74	10.00	7.82	0.72	5.78	5.29	0.12	37.88	5.20
	Minimum	14.83	0.03	0.45	10.00	4.87	0.41	3.43	3.48	0.05	30.87	4.00
	Maximum	36.06	0.17	1.62	10.00	12.71	1.48	9.31	7.69	0.26	44.17	8.05
March	Average	18.57	0.03	0.90	10.00	6.22	0.58	5.24	6.76	0.08	36.87	4.81
	Minimum	15.87	0.03	0.65	10.00	4.90	0.46	2.93	3.84	0.05	27.91	4.00
	Maximum	33.97	0.05	1.17	10.00	11.58	1.31	10.50	8.70	0.19	41.62	6.78
April	Average	20.65	0.05	0.82	10.00	5.41	0.55	4.18	7.64	0.05	44.55	6.90
	Minimum	15.95	0.03	0.56	10.00	4.24	0.49	2.00	6.51	0.04	36.74	4.07
	Maximum	35.51	0.16	1.28	10.00	7.02	0.66	7.54	9.94	0.07	60.73	15.20
May	Average	17.62	0.06	0.83	10.00	5.82	0.64	3.53	8.87	0.05	47.78	4.83
	Minimum	13.20	0.04	0.61	10.00	5.03	0.56	2.44	4.08	0.04	39.29	4.17
	Maximum	27.45	0.17	1.21	10.00	6.90	0.78	5.64	15.96	0.06	60.01	5.61
June	Average	14.73	0.10	1.25	10.00	10.66	1.23	6.31	6.74	0.20	53.05	5.58
	Minimum	11.73	0.04	0.66	10.00	5.83	0.69	3.20	4.62	0.07	45.73	4.04
	Maximum	24.89	0.30	1.79	10.00	15.11	1.48	10.20	10.73	0.33	62.06	8.53
July	Average	12.60	0.06	1.25	10.00	10.43	0.97	3.55	8.63	0.35	50.05	4.09
	Minimum	10.99	0.04	0.71	10.00	6.08	0.46	2.23	3.74	0.09	42.12	4.00
	Maximum	20.69	0.11	3.39	10.00	29.42	2.88	5.55	13.41	1.94	73.40	4.68
August	Average	13.01	0.04	2.34	10.00	7.32	0.50	4.84	12.45	0.10	45.66	4.75
	Minimum	10.82	0.03	0.64	10.00	5.26	0.41	3.37	4.81	0.07	40.29	4.00
	Maximum	21.47	0.06	5.63	10.00	10.14	0.67	8.12	28.86	0.15	53.12	7.11
September	Average	12.47	0.03	2.21	10.00	6.48	0.39	3.50	11.17	0.11	41.11	4.56
	Minimum	10.63	0.02	1.12	10.00	4.62	0.30	2.32	7.61	0.07	32.77	4.00
	Maximum	21.73	0.04	3.78	10.00	8.47	0.48	5.27	14.82	0.15	48.97	5.78
October	Average	14.50	0.03	1.34	10.00	5.43	0.41	3.80	9.62	0.13	41.03	4.81
	Minimum	10.82	0.02	0.76	10.00	4.35	0.35	2.51	7.02	0.10	39.03	4.00
	Maximum	31.32	0.04	2.12	10.00	8.17	0.57	5.76	14.28	0.22	44.11	7.94
November	Average	13.20	0.02	3.07	10.00	5.65	0.47	3.66	9.17	0.16	39.94	5.62
	Minimum	11.34	0.02	1.04	10.00	4.65	0.38	3.12	5.59	0.13	31.61	4.00
	Maximum	25.87	0.03	6.30	10.00	7.18	0.64	4.61	17.50	0.24	45.55	8.93
December	Average	15.00	0.03	5.95	10.00	4.72	0.44	6.15	7.31	0.10	42.21	7.33
	Minimum	12.29	0.02	0.76	10.00	4.15	0.37	2.19	3.56	0.07	37.82	4.26
	Maximum	28.23	0.03	20.67	10.00	5.14	0.53	28.70	9.84	0.12	45.99	10.00

Bucklin Point Effluent Loading Summary 2016

Bucklin Point monthly mean effluent loading summary (lbs/month)

Monthly total loads calculated as: Monthly Total Effluent Flow (MG) * Average Daily Concentration (ppb) * Conversion Factor (0.00834).

Month	Total Monthly Eff Flow (MG)	Cd	Total Cr	Hex Cr	Cu	Pb	Hg	Ni	Ag	Zn	Total Cyanide	Total Metals*
January	533.53	0.14	3.29	44.50	25.54	2.03	0.0189	27.20	0.28	171.03	20.18	229.54
February	606.88	0.30	3.77	50.61	39.60	3.65	0.0293	26.75	0.58	191.70	26.34	266.38
March	575.67	0.15	4.31	48.01	29.86	2.80	0.0252	32.45	0.36	177.02	23.11	246.97
April	619.38	0.28	4.25	51.66	27.94	2.85	0.0216	39.47	0.27	230.11	35.63	305.18
May	546.22	0.27	3.78	45.55	26.49	2.92	0.0161	40.41	0.23	217.68	22.01	291.81
June	441.94	0.38	4.62	36.86	39.29	4.52	0.0232	24.85	0.74	195.53	20.57	269.94
July	390.49	0.19	4.06	32.57	33.96	3.16	0.0115	28.10	1.15	163.00	13.30	233.63
August	403.38	0.14	7.88	33.64	24.62	1.68	0.0163	41.90	0.32	153.60	15.97	230.15
September	374.05	0.10	6.89	31.20	20.20	1.21	0.0109	34.85	0.33	128.25	14.23	191.85
October	449.54	0.10	5.02	37.49	20.36	1.55	0.0142	36.08	0.49	153.83	18.05	217.45
November	395.86	0.08	10.14	33.01	18.66	1.56	0.0121	30.28	0.52	131.87	18.56	193.13
December	464.93	0.11	23.08	38.78	18.28	1.70	0.0238	28.35	0.38	163.65	28.42	235.58
Total (lbs/year)		2.23	81.09	483.88	324.82	29.62	0.2231	390.70	5.66	2077.25	256.38	

*Total Metals = Sum of Monthly Average Metals Concentrations (Cd, Cr, Cu, Pb, Hg, Ni, Ag, Zn)

Bucklin Point monthly mean effluent loading summary (lbs/day)

Average of daily loads – Each daily load is calculated as: Daily Effluent Flow (MG) * Daily Concentration (ppb) * Conversion Factor (0.00834); the average of those loads is reported here.

Month	Mean Eff Flow (MGD)	Cd	Total Cr	Hex Cr	Cu	Pb	Hg	Ni	Ag	Zn	Total Cyanide	Total Metals*
January	17.21	0.00	0.11	1.43	0.82	0.07	0.0006	0.87	0.01	5.48	0.65	7.36
February	20.93	0.01	0.17	1.97	1.67	0.16	0.0013	1.04	0.03	7.48	1.02	10.56
March	18.57	0.01	0.15	1.65	1.06	0.10	0.0009	1.08	0.01	5.94	0.77	8.34
April	20.65	0.01	0.14	1.68	0.92	0.09	0.0007	1.27	0.01	7.44	1.15	9.88
May	17.62	0.01	0.13	1.51	0.89	0.10	0.0006	1.32	0.01	7.17	0.73	9.63
June	14.73	0.01	0.17	1.31	1.42	0.16	0.0009	0.87	0.03	6.87	0.73	9.54
July	12.60	0.01	0.13	1.08	1.13	0.11	0.0004	0.88	0.04	5.36	0.44	7.64
August	13.01	0.00	0.24	1.11	0.81	0.06	0.0005	1.31	0.01	5.04	0.53	7.47
September	12.47	0.00	0.23	1.07	0.69	0.04	0.0004	1.17	0.01	4.37	0.49	6.51
October	14.50	0.00	0.13	1.01	0.55	0.04	0.0004	0.97	0.01	4.15	0.49	5.87
November	13.20	0.00	0.37	1.28	0.73	0.06	0.0005	1.14	0.02	4.98	0.73	7.30
December	15.00	0.00	0.66	1.12	0.53	0.05	0.0007	0.82	0.01	4.73	0.82	6.80

*Total Metals = Sum of Monthly Average Metals Concentrations (Cd, Cr, Cu, Pb, Hg, Ni, Ag, Zn)

Bucklin Point Effluent Loading Summary 2016

Bucklin Point monthly mean effluent concentration (ppb)

Month	Mean Eff Flow (MGD)	Cd	Total Cr	Hex Cr**	Cu	Pb	Hg	Ni	Ag	Zn	Total Cyanide	Total Metals*
January	17.21	0.03	0.74	10.00	5.74	0.46	0.0042	6.11	0.06	38.44	4.54	51.59
February	20.93	0.06	0.74	10.00	7.82	0.72	0.0058	5.29	0.12	37.88	5.20	52.63
March	18.57	0.03	0.90	10.00	6.22	0.58	0.0052	6.76	0.08	36.87	4.81	51.44
April	20.65	0.05	0.82	10.00	5.41	0.55	0.0042	7.64	0.05	44.55	6.90	59.08
May	17.62	0.06	0.83	10.00	5.82	0.64	0.0035	8.87	0.05	47.78	4.83	64.06
June	14.73	0.10	1.25	10.00	10.66	1.23	0.0063	6.74	0.20	53.05	5.58	73.24
July	12.60	0.06	1.25	10.00	10.43	0.97	0.0035	8.63	0.35	50.05	4.09	71.74
August	13.01	0.04	2.34	10.00	7.32	0.50	0.0048	12.45	0.10	45.66	4.75	68.41
September	12.47	0.03	2.21	10.00	6.48	0.39	0.0035	11.17	0.11	41.11	4.56	61.50
October	14.50	0.03	1.34	10.00	5.43	0.41	0.0038	9.62	0.13	41.03	4.81	58.00
November	13.20	0.02	3.07	10.00	5.65	0.47	0.0037	9.17	0.16	39.94	5.62	58.50
December	15.00	0.03	5.95	10.00	4.72	0.44	0.0061	7.31	0.10	42.21	7.33	60.75

*Total Metals = Sum of Monthly Average Metals Concentrations (Cd, Cr, Cu, Pb, Hg, Ni, Ag, Zn)

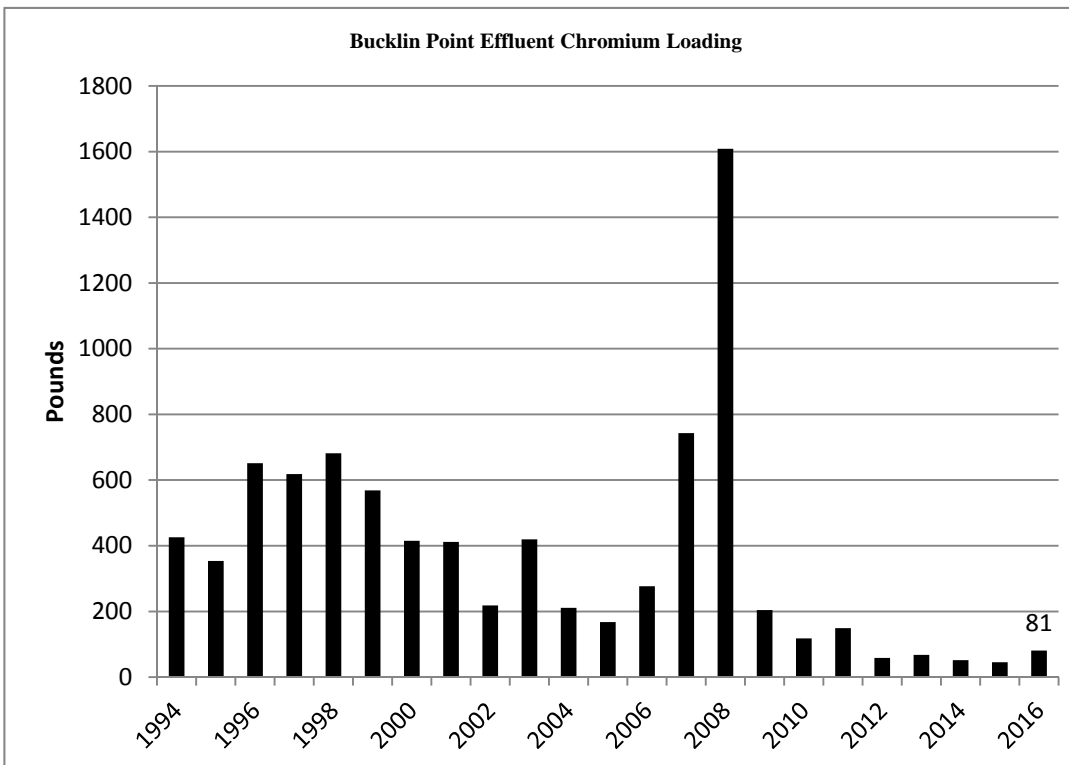
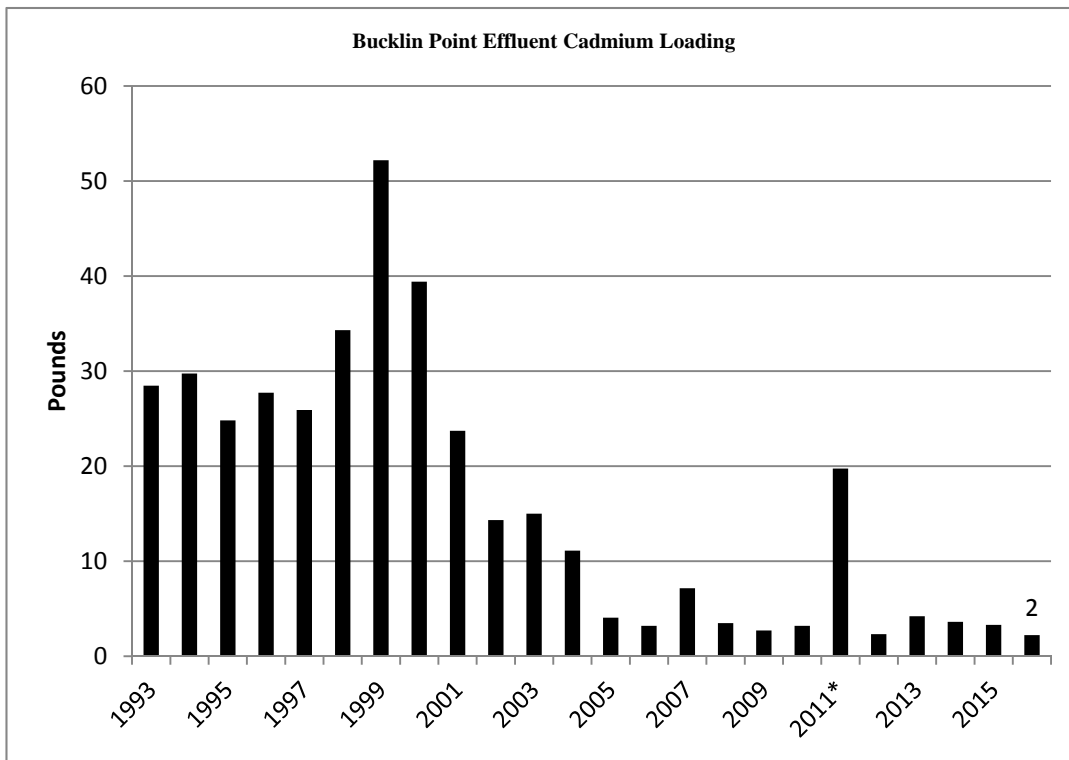
**Hexavalent Chromium is generally measured as non-detectable at the detection limit of 10 ppb

Bucklin Point Effluent loading (lbs/year)

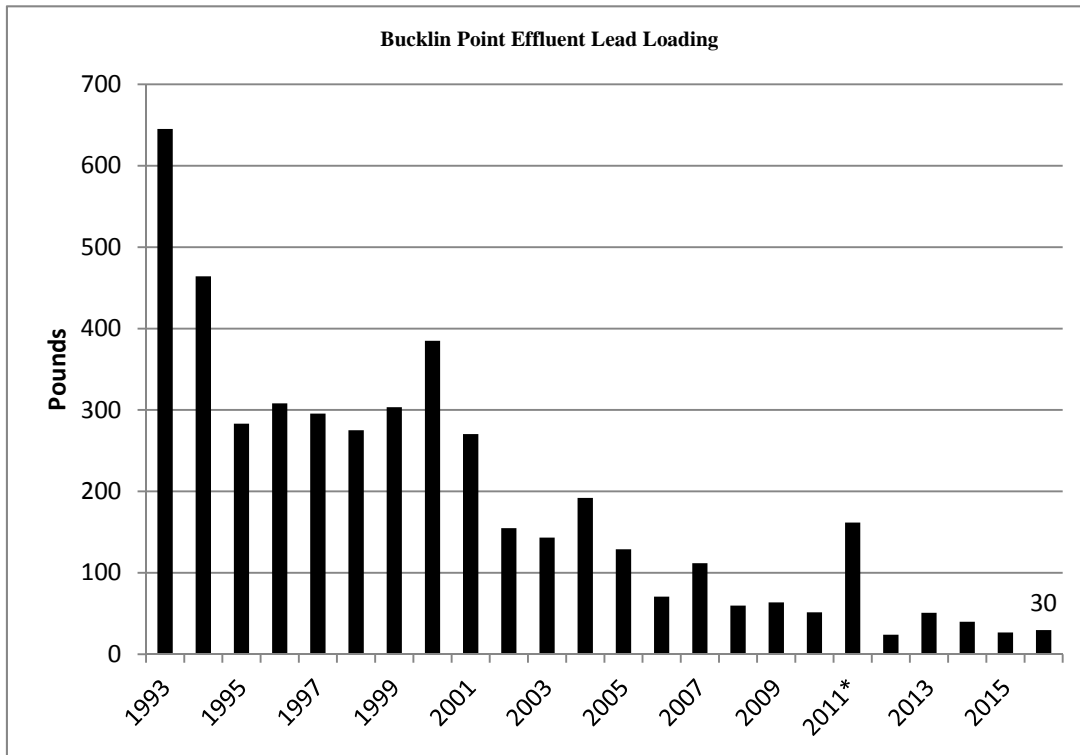
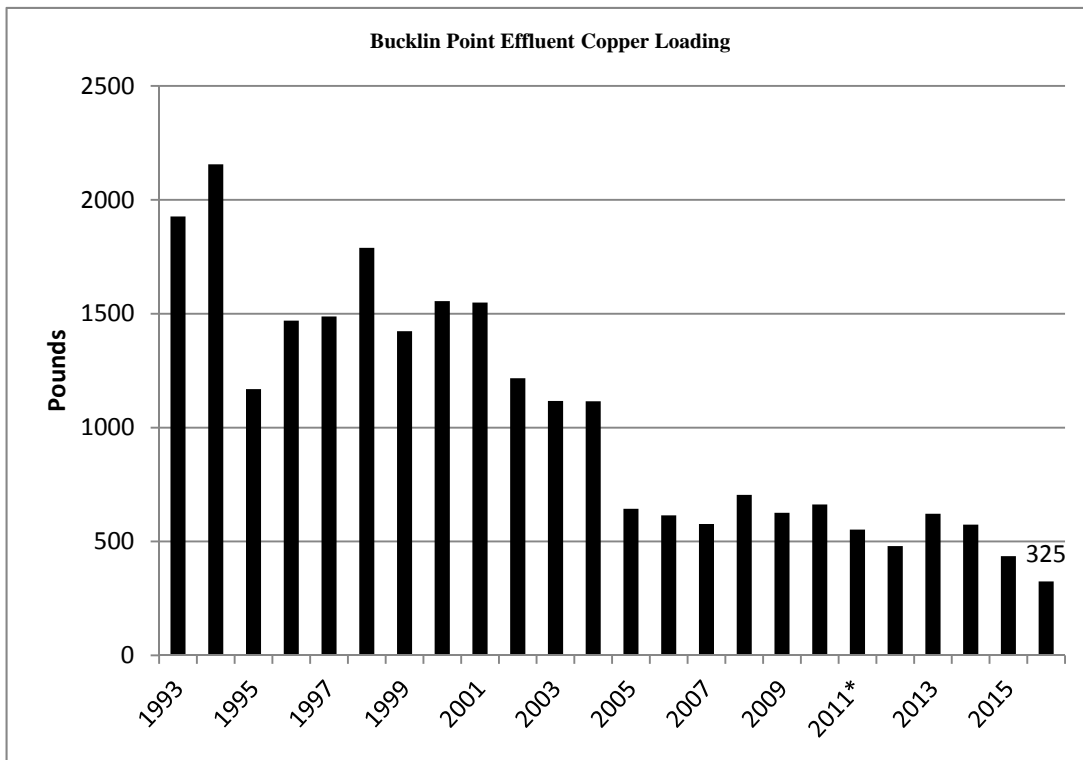
Year	Cadmium	Chromium	Copper	Lead	Mercury	Nickel	Silver	Zinc
1993	28		1927	645	9.13	3764	157	4664
1994	30	426	2156	464	25.92	2809	134	4142
1995	25	354	1169	283	21.17	2002	91	3007
1996	28	652	1469	308	6.94	1939	166	3388
1997	26	618	1488	296	6.57	2178	178	3546
1998	34	682	1790	275	8.40	2801	208	3800
1999	52	569	1424	303	5.84	2485	228	3616
2000	39	415	1556	385	7.67	3158	184	4549
2001	24	412	1549	270	6.94	2965	131	3621
2002	14	218	1217	155	2.13	2077	130	2690
2003	15	420	1117	143	1.20	2037	100	3084
2004	11	211	1116	192	1.80	2580	77	2864
2005	4	168	644	129	1.92	1823	28	3078
2006	3	277	615	71	0.71	1280	20	2768
2007	7	743	577	112	0.79	1185	13	2452
2008	3	1609	705	60	0.37	1125	10	2231
2009	3	204	626	64	0.25	736	5	2023
2010	3	118	663	51	2.08	517	4	2202
2011*	20	149	552	162	0.27	465	32	2266
2012	2	59	480	24	0.19	609	4	1893
2013	4	68	622	51	0.44	515	8	2333
2014	4	51	574	40	0.28	462	5	2468
2015	3	45	435	27	0.23	370	3	2025
2016	2	81	325	30	0.22	391	6	2077

* In 2011, several samples for Cadmium, Chromium, Lead, and Silver had to be analyzed on equipment with higher detection limits, resulting in an increase in loadings that was not actually reflective of what was being discharged at Bucklin Point.

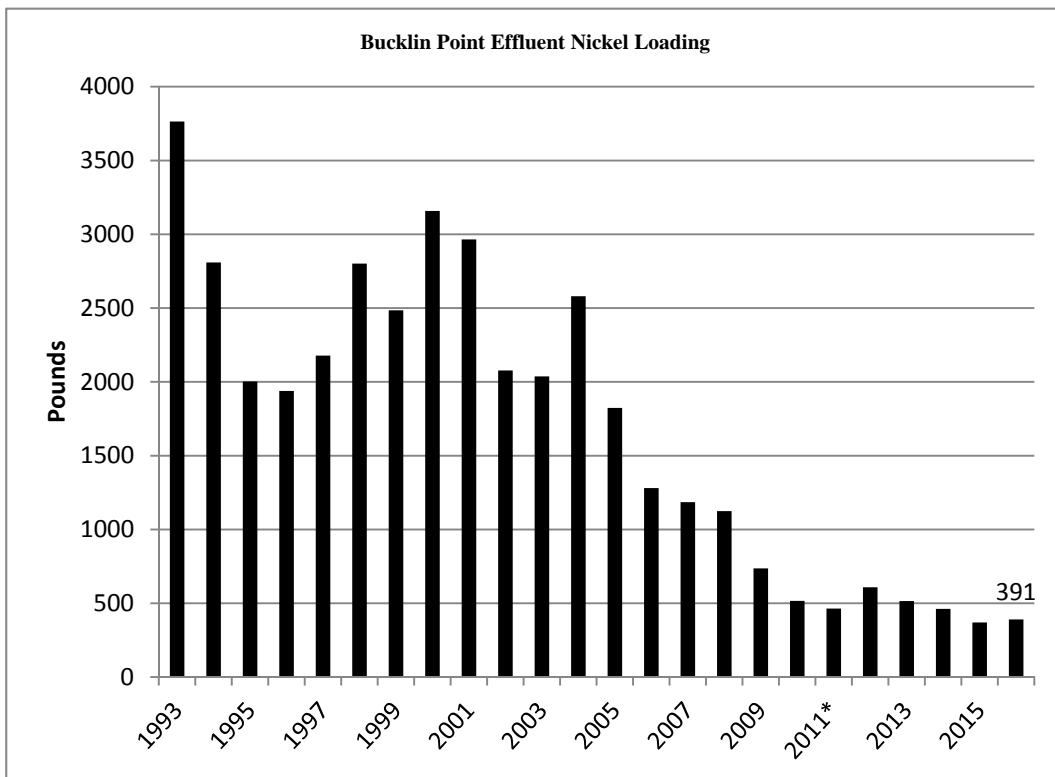
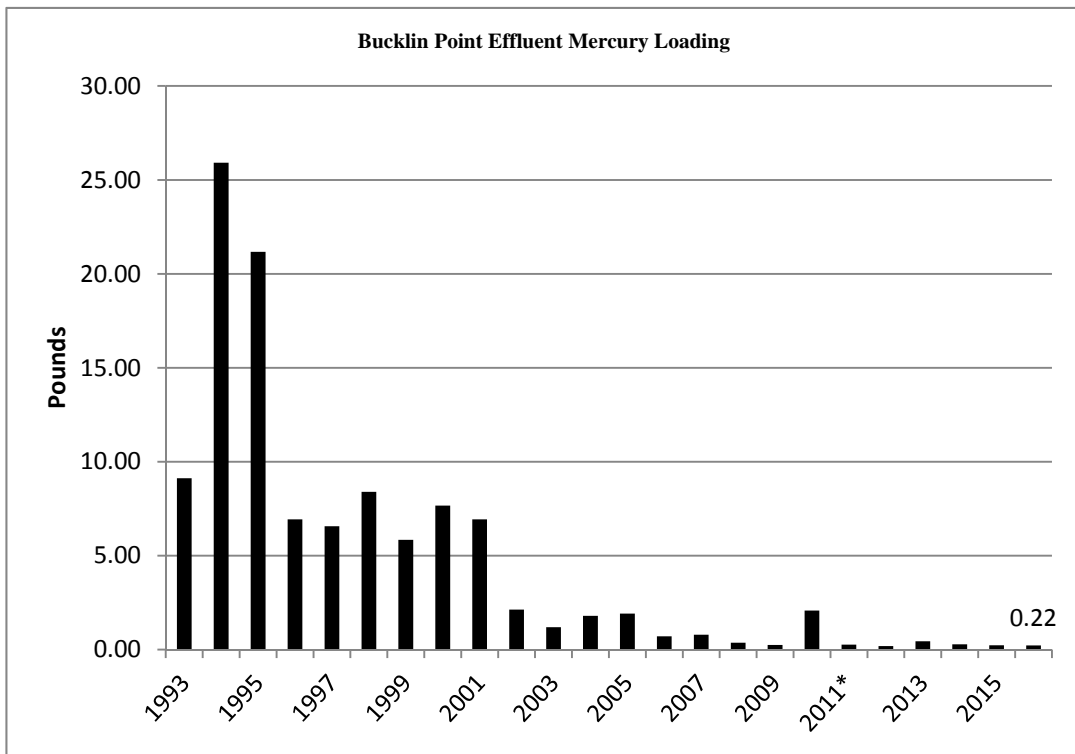
Bucklin Point Effluent Loading



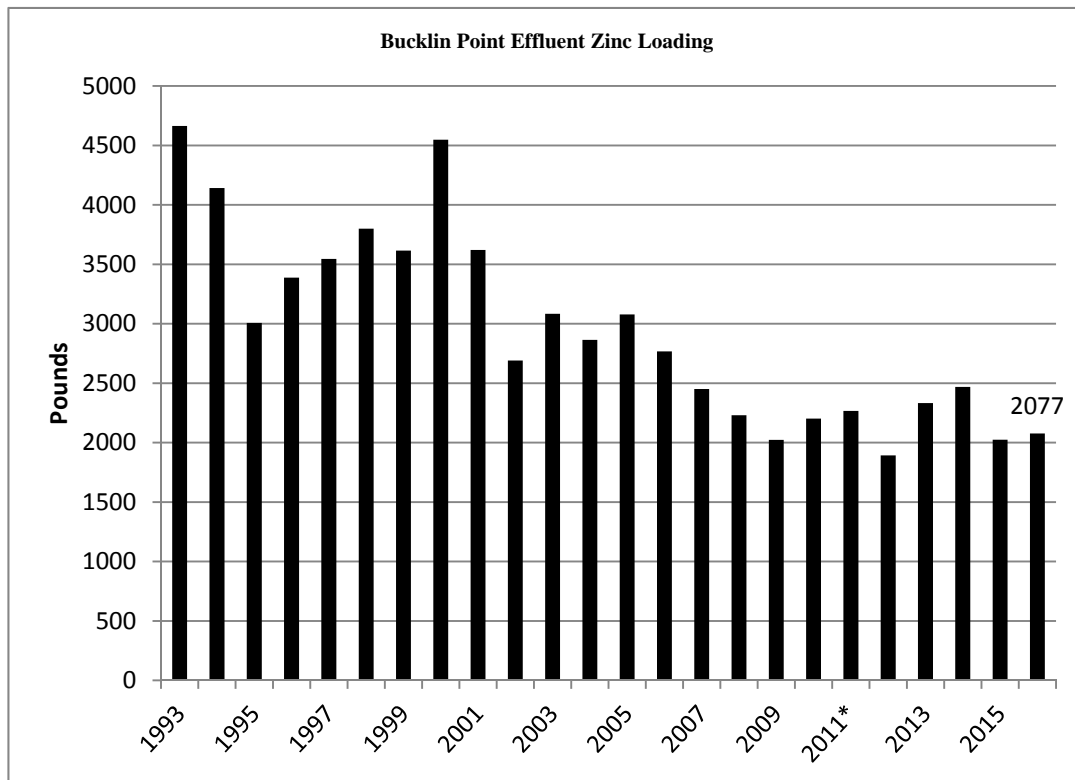
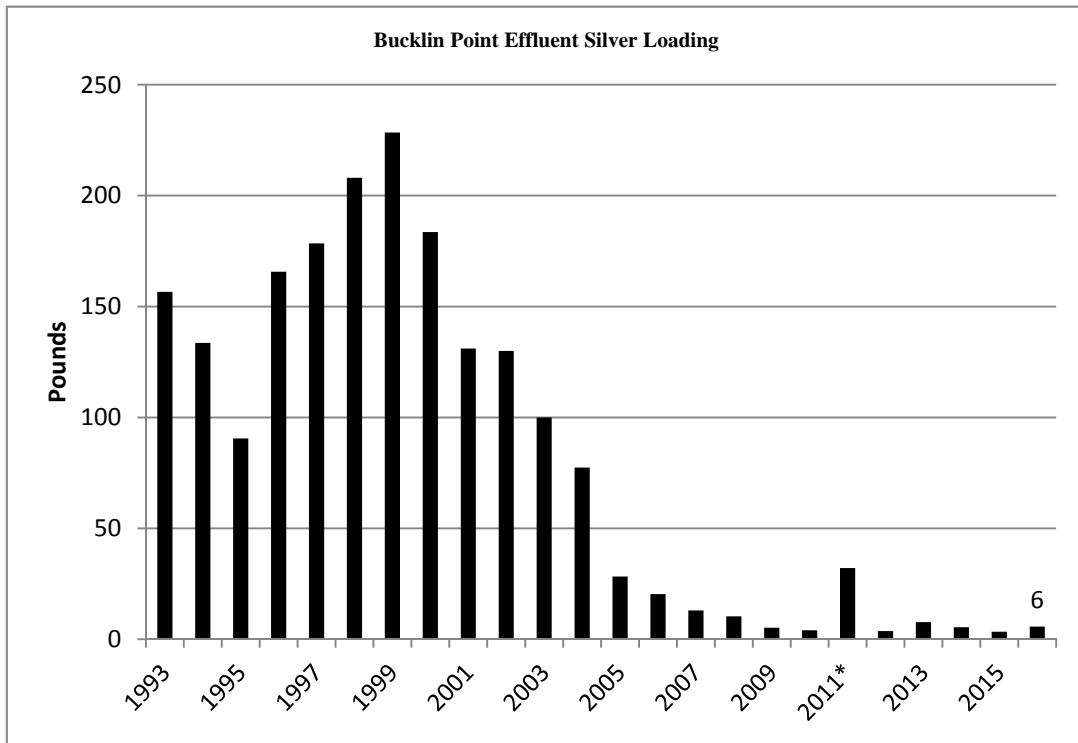
Bucklin Point Effluent Loading



Bucklin Point Effluent Loading



Bucklin Point Effluent Loading



***EFFLUENT DISSOLVED
METALS DATA

BUCKLIN POINT***

Bucklin Point Dissolved Metals 2016

all results in ppb

MDL = method detection limit

Date	Cd	Cd MDL	Cr	Cr MDL	Cu	Cu MDL	Pb	Pb MDL	Ni	Ni MDL	Ag	Ag MDL	Zn	Zn MDL	Al	Al MDL	Fe	Fe MDL
1/5/2016	0.02	0.02	0.50	0.30	3.81	0.30	0.31	0.30	4.42	0.30	0.02	0.02	39.11	5.00	9.69	5.00	41.36	5.00
2/9/2016	0.03	0.02	0.34	0.30	3.38	0.30	0.25	0.30	3.44	0.30	0.02	0.02	39.20	5.00	9.14	5.00	61.10	5.00
3/8/2016	0.03	0.02	0.45	0.30	3.77	0.30	0.32	0.30	5.49	0.30	0.03	0.02	37.57	5.00	6.95	5.00	46.50	5.00
4/5/2016	0.02	0.02	0.70	0.30	3.82	0.30	0.30	0.30	7.87	0.30	0.02	0.02	43.76	5.00	7.58	5.00	68.50	5.00
5/3/2016	0.03	0.02	0.81	0.30	10.2	0.30	0.45	0.30	7.14	0.30	0.02	0.02	49.30	5.00	8.59	5.00	46.72	5.00
6/7/2016	0.06	0.02	0.76	0.30	4.32	0.30	1.08	0.30	6.79	0.30	0.04	0.02	71.10	5.00	12.56	5.00	31.32	5.00
7/12/2016	0.04	0.02	0.70	0.30	4.41	0.30	0.62	0.30	6.78	0.30	0.05	0.02	48.86	5.00	11.63	5.00	23.56	5.00
8/2/2016	0.04	0.02	0.82	0.30	6.54	0.30	0.35	0.30	7.30	0.30	0.05	0.02	45.03	5.00	12.13	5.00	36.21	5.00
9/13/2016	0.03	0.02	3.72	0.30	6.07	0.30	0.34	0.30	14.96	0.30	0.05	0.02	45.68	5.00	9.37	5.00	52.22	5.00
10/4/2016	0.04	0.02	1.13	0.30	7.15	0.30	0.32	0.30	8.45	0.30	0.07	0.02	40.84	5.00	9.38	5.00	72.66	5.00
11/15/2016	0.02	0.02	2.57	0.30	3.47	0.30	0.30	0.30	6.83	0.30	0.08	0.02	35.09	5.00	8.55	5.00	100.95	5.00
12/6/2016	0.02	0.02	3.80	0.30	3.94	0.30	0.37	0.30	18.17	0.30	0.05	0.02	42.34	5.00	12.44	5.00	63.93	5.00

*Bold numbers are results that were reported at < detection limit

	Cd	Cr	Cu	Pb	Ni	Ag	Zn	Al	Fe
yearly average concentration	<0.03	1.36	5.08	<0.42	8.14	<0.04	44.82	9.83	53.75
yearly median concentration	0.03	0.78	4.13	0.33	6.98	0.04	43.05	9.37	49.47
yearly minimum concentration	<0.02	0.34	3.38	<0.30	3.44	<0.02	35.09	6.95	23.56
yearly maximum concentration	0.06	3.80	10.25	1.08	18.17	0.08	71.10	12.56	100.95

BIOASSAY DATA

BUCKLIN POINT

Bucklin Point WWTF Bioassay Results - 2016						
<i>Americamysis bahia</i>						
Acute	1st Quarter, 2016			2nd Quarter, 2016		
Test	Result	Permit Limit	Pass Y/N	Result	Permit Limit	Pass Y/N
LC ₅₀	>100%	>100%	Y	>100%	>100%	Y
A-NOEC	100%	N/A**	N/A	NC	N/A**	N/A
	3rd Quarter, 2016			4th Quarter, 2016		
Test	Result	Permit Limit	Pass Y/N	Result	Permit Limit	Pass Y/N
LC ₅₀	>100%	>100%	Y	>100%	>100%	Y
A-NOEC	100%	N/A**	N/A	100%	N/A**	N/A

* NOTE - % indicates Percent Effluent

** No permit limit exists for A-NOEC

LC₅₀ LC₅₀ is the effluent concentration that causes 50% mortality during the acute toxicity

A-NOEC No observable effect concentration: Highest concentration of the effluent in which 90% or more of the test animals survive

Acute Test continuous exposure to effluent for 48 hours

NC Not calculated

Bucklin Point WWTF Bioassay Results - 2016						
<i>Arbacia punctulata</i>						
Chronic	1st Quarter, 2016			2nd Quarter, 2016		
Test	Result	Permit Limit	Pass Y/N	Result	Permit Limit	Pass Y/N
C-NOEC	100%	50%	Y	100%	50%	Y
	3rd Quarter, 2016			4th Quarter, 2016		
Test	Result	Permit Limit	Pass Y/N	Result	Permit Limit	Pass Y/N
C-NOEC	100%	50%	Y	100%	50%	Y

* NOTE - % indicates Percent Effluent

C-NOEC Highest concentration of effluent with no observed effect on fertilization rates

Chronic test Tests for sublethal effects of effluent on specifically on fertilization rates of *A. punctulata* eggs. Exposure rate is 60 minutes

OIL AND GREASE DATA

BUCKLIN POINT

Bucklin Point Oil & Grease 2016

Date	Influent Flow MGD	Effluent Flow MGD	Influent Average ppm	Effluent Average ppm
1/5/2016	15.07	15.07	17.48	<4.0
2/9/2016	18.82	18.82	19.11	<4.0
3/8/2016	17.61	17.61	16.70	<4.0
4/5/2016	19.39	19.39	39.10	<4.0
5/3/2016	22.39	22.39	24.55	<4.0
6/7/2016	15.62	15.62	24.70	<4.0
7/12/2016	12.03	12.03	35.30	<4.0
8/2/2016	16.70	16.70	23.17	<4.0
9/28/2016	12.50	12.50	25.24	<4.0
10/4/2016	12.41	12.41	22.42	<4.0
11/22/2016	11.79	11.79	37.51	<4.0
12/6/2016	12.76	12.76	35.91	<4.0

***BOD, TSS, AND FECAL
COLIFORM DATA***

BUCKLIN POINT

**Bucklin Point 2016 Wastewater Treatment Plant
TSS, BOD and Fecal Coliform Data**

Date	Fecal Coliform		Influent Flow (MGD)	Raw Influent		Final Effluent	
	Bacteria (MPN/100 ml)			TSS (mg/L)	BOD (mg/L)	TSS (mg/L)	BOD (mg/L)
1/1/2016	2.0		15.40	132.67	200.37	4.56	2.39
1/2/2016	2.0		15.43	145.33	195.41	4.67	2.66
1/3/2016	2.0		15.46	147.33	201.04	4.44	2.72
1/4/2016	3.4		15.76	162.00	200.15	4.37	3.18
1/5/2016	4.0		15.07	188.67	225.89	4.57	3.11
1/6/2016	3.0		15.27	181.33	212.88	5.23	3.57
1/7/2016	4.0		15.22	187.33	222.69	5.13	3.66
1/8/2016	4.8		15.46	184.67	267.06	5.03	3.11
1/9/2016	2.4		15.36	186.67	243.41	4.00	2.85
1/10/2016	2.0		43.90	182.67	206.19	7.27	4.23
1/11/2016	2.0		18.23	125.33	117.54	5.97	3.28
1/12/2016	2.4		20.57	129.33	161.94	6.67	3.87
1/13/2016	3.0		17.20	135.33	158.54	4.90	3.31
1/14/2016	4.5		16.54	130.00	172.61	4.90	3.16
1/15/2016	3.8		16.92	145.33	197.11	6.47	3.92
1/16/2016	6.5		36.82	145.33	165.92	12.27	5.48
1/17/2016	3.4		18.06	111.33	144.33	6.80	3.70
1/18/2016	2.0		17.45	128.67	152.95	6.20	3.66
1/19/2016	2.8		17.15	150.00	207.16	6.80	3.93
1/20/2016	3.1		16.83	143.33	179.72	7.33	4.31
1/21/2016	2.4		16.37	144.00	180.56	6.00	3.56
1/22/2016	2.0		16.35	139.33	200.32	6.60	3.94
1/23/2016	2.8		16.68	158.00	204.71	3.69	3.87
1/24/2016	3.3		16.12	106.67	167.81	5.04	3.16
1/25/2016	2.0		15.88	133.33	183.85	5.33	3.95
1/26/2016	2.0		18.94	108.67	255.57	8.00	4.62
1/27/2016	3.0		16.11	155.33	226.59	6.67	4.25
1/28/2016	2.7		16.10	121.33	192.63	5.87	4.10
1/29/2016	2.4		16.12	167.33	289.03	6.87	4.49
1/30/2016	2.8		15.17	144.00	202.91	6.93	3.53
1/31/2016	2.0		15.50	160.67	256.34	7.13	3.82
2/1/2016	2.0		15.65	131.33	206.77	5.67	4.17
2/2/2016	2.7		14.83	189.33	229.97	6.07	2.77
2/3/2016	2.3		32.61	132.67	169.40	17.60	7.67
2/4/2016	2.4		20.61	205.33	158.46	15.00	7.04
2/5/2016	7.4		26.27	112.67	154.37	7.16	3.91
2/6/2016	3.4		19.74	100.00	199.97	7.87	4.22
2/7/2016	2.4		18.80	116.67	163.41	7.73	4.11
2/8/2016	2.8		18.74	123.33	162.67	6.87	4.04
2/9/2016	3.4		18.82	120.67	162.92	6.76	8.51
2/10/2016	3.2		19.00	141.33	193.31	5.87	5.60
2/11/2016	2.4		17.78	156.67	194.00	7.33	4.77
2/12/2016	2.4		17.38	141.33	180.27	6.13	4.69
2/13/2016	3.6		17.05	161.33	242.06	7.93	5.45
2/14/2016	2.4		16.50	147.00	167.90	8.73	4.23
2/15/2016	3.4		18.03	154.67	209.57	8.60	3.99

**Bucklin Point 2016 Wastewater Treatment Plant
TSS, BOD and Fecal Coliform Data**

Date	Fecal Coliform		Influent Flow (MGD)	Raw Influent		Final Effluent	
	Bacteria (MPN/100 ml)			TSS (mg/L)	BOD (mg/L)	TSS (mg/L)	BOD (mg/L)
2/16/2016	2.4		50.31	158.67	133.51	26.13	11.45
2/17/2016	3.0		20.83	119.33	88.26	8.53	4.52
2/18/2016	2.4		19.46	94.00	143.84	6.17	5.13
2/19/2016	4.5		19.36	110.00	152.74	6.13	4.19
2/20/2016	12.8		19.88	112.00	169.16	5.40	4.18
2/21/2016	25.1		19.17	120.00	151.70	5.42	4.29
2/22/2016	15.0		17.82	124.67	169.85	5.87	4.17
2/23/2016	10.9		18.95	170.00	194.14	10.27	5.64
2/24/2016	5.8		34.94	186.67	201.06	37.60	13.98
2/25/2016	8.6		33.34	132.00	122.78	6.50	5.15
2/26/2016	8.1		20.99	120.00	137.32	6.76	3.63
2/27/2016	2.4		20.32	126.00	172.81	5.20	3.31
2/28/2016	2.0		20.09	79.33	140.06	5.73	2.87
2/29/2016	2.8		20.53	50.00	111.14	7.67	3.49
3/1/2016	2.4		18.83	95.33	146.90	8.33	3.57
3/2/2016	3.7		25.09	104.67	128.75	23.20	13.86
3/3/2016	2.8		18.40	99.33	107.03	10.67	5.17
3/4/2016	2.8		19.28	92.67	136.24	6.71	5.81
3/5/2016	2.0		18.34	78.67	141.99	4.53	3.82
3/6/2016	2.0		17.65	74.00	129.21	6.36	3.86
3/7/2016	2.4		18.68	101.33	168.24	6.13	3.05
3/8/2016	2.0		17.61	146.67	184.24	5.93	3.90
3/9/2016	2.0		17.40	173.33	126.47	4.93	3.81
3/10/2016	2.4		17.56	155.33	155.91	5.90	3.86
3/11/2016	5.2		17.94	183.33	187.66	6.03	4.65
3/12/2016	2.0		17.11	113.33	153.35	5.80	3.89
3/13/2016	4.0		16.43	112.00	161.55	5.73	3.52
3/14/2016	2.0		21.70	112.00	180.00	8.87	4.46
3/15/2016	7.0		33.97	120.00	140.94	8.60	4.84
3/16/2016	2.0		18.90	135.33	166.69	7.13	5.02
3/17/2016	4.8		18.04	141.33	176.30	6.49	3.63
3/18/2016	2.4		17.76	146.67	192.44	6.13	3.64
3/19/2016	2.0		16.57	150.67	183.96	6.67	3.70
3/20/2016	5.2		16.82	85.33	164.89	7.33	3.81
3/21/2016	3.4		18.77	126.67	191.97	7.87	4.08
3/22/2016	2.8		16.49	137.33	162.10	6.07	5.09
3/23/2016	2.3		16.98	120.67	192.51	5.51	3.16
3/24/2016	2.8		16.74	109.33	196.06	6.31	3.48
3/25/2016	2.0		17.77	156.67	191.76	6.27	3.81
3/26/2016	2.8		16.57	185.33	216.38	12.72	8.08
3/27/2016	222.6		16.03	155.33	194.95	10.60	9.53
3/28/2016	22.6		23.46	168.67	188.41	8.25	8.57
3/29/2016	48.5		16.54	114.00	168.30	7.33	3.97
3/30/2016	2.3		15.87	144.67	188.63	6.18	3.55
3/31/2016	2.0		16.37	160.67	191.44	8.60	6.53
4/1/2016	10.4		16.76	142.67	192.80	7.80	4.84

**Bucklin Point 2016 Wastewater Treatment Plant
TSS, BOD and Fecal Coliform Data**

Date	Fecal Coliform		Influent Flow (MGD)	Raw Influent		Final Effluent	
	Bacteria (MPN/100 ml)			TSS (mg/L)	BOD (mg/L)	TSS (mg/L)	BOD (mg/L)
4/2/2016	2.4		28.85	172.67	203.01	11.73	6.38
4/3/2016	5.6		39.26	100.67	122.74	33.44	12.57
4/4/2016	127.0		19.10	110.00	163.05	7.80	5.58
4/5/2016	2.4		19.39	112.67	161.01	7.87	4.56
4/6/2016	3.0		18.95	128.67	181.96	8.27	4.12
4/7/2016	2.8		48.73	134.00	166.56	15.20	7.17
4/8/2016	2.4		24.78	111.33	109.36	7.67	4.05
4/9/2016	3.6		22.81	89.33	141.36	7.00	3.79
4/10/2016	3.4		20.88	99.33	136.69	7.40	4.22
4/11/2016	2.0		21.60	100.00	139.55	7.20	3.49
4/12/2016	2.0		27.65	134.67	135.74	9.67	4.83
4/13/2016	2.0		19.84	101.33	127.79	7.07	4.38
4/14/2016	2.3		19.49	103.33	148.35	5.53	3.42
4/15/2016	2.4		19.04	126.67	182.75	4.23	3.61
4/16/2016	2.0		18.87	108.67	172.79	5.07	2.57
4/17/2016	2.0		17.99	118.00	185.49	5.73	2.61
4/18/2016	2.0		18.30	133.33	167.87	5.02	3.51
4/19/2016	2.4		18.37	130.00	169.63	6.53	3.29
4/20/2016	2.3		17.32	138.00	180.49	6.13	3.05
4/21/2016	2.4		17.61	150.00	198.47	6.53	3.64
4/22/2016	2.0		17.51	168.67	185.23	7.53	4.81
4/23/2016	4.5		24.86	178.00	177.36	8.73	5.11
4/24/2016	2.7		17.26	117.33	173.44	9.60	5.73
4/25/2016	2.4		18.32	130.00	173.98	7.13	3.96
4/26/2016	2.8		21.83	148.67	199.07	7.82	4.25
4/27/2016	4.0		17.53	124.00	154.99	4.13	2.99
4/28/2016	2.0		17.42	152.00	163.96	5.07	2.28
4/29/2016	3.2		16.77	126.00	173.84	4.71	4.83
4/30/2016	2.0		15.95	145.33	237.59	4.53	4.45
5/1/2016	2.4		18.73	148.00	211.56	5.96	4.73
5/2/2016	2.4		22.06	170.00	193.20	5.64	3.26
5/3/2016	2.8		22.39	134.67	149.80	6.80	3.81
5/4/2016	2.6		29.12	147.33	175.80	6.62	3.45
5/5/2016	2.0		21.60	123.33	150.74	7.80	3.61
5/6/2016	2.0		21.28	122.67	180.60	5.67	3.20
5/7/2016	2.4		17.59	145.33	215.61	4.13	2.44
5/8/2016	2.4		17.77	131.33	205.63	4.40	2.49
5/9/2016	2.0		17.21	130.67	224.11	5.20	2.75
5/10/2016	2.0		16.37	143.33	215.38	3.10	2.54
5/11/2016	2.3		16.60	150.00	216.83	4.76	4.35
5/12/2016	2.4		16.53	166.00	313.20	4.76	2.80
5/13/2016	2.0		19.70	157.33	212.90	5.53	3.74
5/14/2016	4.0		16.39	168.00	188.78	3.56	2.99
5/15/2016	2.0		16.43	136.00	249.73	3.97	2.63
5/16/2016	2.0		16.24	130.00	204.83	4.30	2.45
5/17/2016	2.0		16.48	154.67	228.87	3.60	2.82

**Bucklin Point 2016 Wastewater Treatment Plant
TSS, BOD and Fecal Coliform Data**

Date	Fecal Coliform		Influent Flow (MGD)	Raw Influent		Final Effluent	
	Bacteria (MPN/100 ml)			TSS (mg/L)	BOD (mg/L)	TSS (mg/L)	BOD (mg/L)
5/18/2016	2.0		15.99	166.67	225.62	3.93	2.82
5/19/2016	2.0		16.13	166.67	263.79	4.27	3.19
5/20/2016	2.0		15.96	180.67	211.49	3.53	2.91
5/21/2016	2.0		15.18	172.67	250.95	3.87	3.16
5/22/2016	2.0		15.53	171.33	256.39	4.80	3.31
5/23/2016	2.0		15.73	157.33	237.01	6.93	4.55
5/24/2016	2.4		18.90	216.67	254.69	5.20	3.14
5/25/2016	2.0		14.77	169.33	240.78	3.90	3.24
5/26/2016	2.4		14.07	166.00	258.96	3.33	2.78
5/27/2016	2.0		14.42	175.33	302.34	3.80	2.63
5/28/2016	2.0		14.32	174.00	250.90	3.17	2.94
5/29/2016	2.0		13.20	143.33	255.47	4.44	3.56
5/30/2016	2.4		33.92	199.33	216.14	8.07	4.19
5/31/2016	2.8		15.41	130.67	217.50	5.47	3.44
6/1/2016	2.0		14.57	130.67	228.85	5.33	4.67
6/2/2016	5.0		14.89	162.67	249.06	6.76	6.15
6/3/2016	2.0		15.23	171.33	288.50	5.20	3.32
6/4/2016	2.0		14.23	146.00	235.26	5.00	3.61
6/5/2016	2.0		29.49	131.33	204.90	10.80	5.47
6/6/2016	2.0		16.11	129.33	173.29	7.47	4.47
6/7/2016	3.1		15.62	147.33	224.31	7.13	4.49
6/8/2016	2.0		15.15	129.33	230.61	7.73	4.29
6/9/2016	2.8		14.83	156.00	251.59	8.93	4.79
6/10/2016	3.7		14.19	168.00	285.23	9.20	5.25
6/11/2016	185.2		21.87	190.00	256.97	14.78	7.13
6/12/2016	262.7		14.95	150.67	223.65	11.33	5.80
6/13/2016	301.4		14.40	147.33	238.70	11.20	6.56
6/14/2016	18.5		13.90	168.00	254.94	11.20	5.92
6/15/2016	2.6		13.80	178.00	293.41	9.67	5.72
6/16/2016	19.6		12.66	170.67	260.07	11.13	6.20
6/17/2016	759.3		12.54	163.33	240.73	13.87	8.91
6/18/2016	3.4		12.11	157.33	252.06	13.47	12.32
6/19/2016	13.8		12.43	84.67	215.90	12.20	5.61
6/20/2016	6.8		12.69	199.33	271.83	14.33	6.65
6/21/2016	21.0		17.43	205.33	281.01	14.53	6.18
6/22/2016	2.6		12.91	166.67	318.37	18.27	6.94
6/23/2016	4.1		12.78	180.00	276.96	16.27	6.88
6/24/2016	2.8		12.21	176.00	286.56	13.87	6.23
6/25/2016	4.0		11.79	158.67	286.86	15.17	6.32
6/26/2016	2.4		11.73	181.33	238.20	11.07	6.78
6/27/2016	3.7		12.63	164.67	238.44	14.93	6.12
6/28/2016	3.6		12.83	192.67	271.07	15.73	6.98
6/29/2016	25.6		24.89	206.00	254.77	19.60	10.43
6/30/2016	4.3		12.31	158.67	210.03	17.20	6.25
7/1/2016	4.6		15.47	156.00	261.83	18.53	6.32
7/2/2016	4.0		12.40	158.67	244.15	16.27	7.03

**Bucklin Point 2016 Wastewater Treatment Plant
TSS, BOD and Fecal Coliform Data**

Date	Fecal Coliform		Influent Flow (MGD)	Raw Influent		Final Effluent	
	Bacteria (MPN/100 ml)			TSS (mg/L)	BOD (mg/L)	TSS (mg/L)	BOD (mg/L)
7/3/2016	2.9		11.51	128.67	234.60	15.20	5.55
7/4/2016	2.7		11.64	138.00	211.83	11.33	5.32
7/5/2016	13.3		20.98	163.33	210.25	14.40	6.71
7/6/2016	5.3		12.13	194.00	233.30	9.53	5.30
7/7/2016	27.9		12.67	192.00	255.03	9.60	4.97
7/8/2016	11.8		12.71	173.33	290.66	22.30	13.42
7/9/2016	3.4		12.87	176.67	295.51	6.07	3.08
7/10/2016	2.8		13.92	192.00	322.20	5.53	2.45
7/11/2016	2.0		12.60	162.67	279.77	8.14	3.10
7/12/2016	10.1		12.03	168.00	284.56	17.74	4.84
7/13/2016	2.6		12.09	190.00	270.29	3.96	2.60
7/14/2016	7.4		16.95	238.00	305.40	4.77	3.03
7/15/2016	13.4		12.46	192.67	258.20	3.43	2.74
7/16/2016	6.4		11.70	165.33	289.03	3.30	2.25
7/17/2016	8.0		11.84	182.00	265.97	3.67	2.77
7/18/2016	3.3		12.74	163.33	269.41	2.57	2.25
7/19/2016	4.3		11.95	188.00	330.00	3.43	2.04
7/20/2016	10.9		11.72	184.67	302.40	2.97	2.95
7/21/2016	15.6		11.81	182.67	329.23	2.67	2.25
7/22/2016	11.3		12.34	176.00	302.77	2.47	2.25
7/23/2016	3.3		11.46	176.00	324.60	2.40	2.81
7/24/2016	4.0		10.99	166.00	290.86	3.30	2.11
7/25/2016	2.4		12.08	188.67	279.63	4.00	<2.00
7/26/2016	3.3		11.36	166.00	242.43	3.51	2.12
7/27/2016	8.3		11.38	181.33	228.54	5.00	2.16
7/28/2016	10.5		11.66	181.33	266.10	3.56	2.11
7/29/2016	5.9		12.11	199.33	258.94	3.82	2.38
7/30/2016	9.5		11.47	190.00	290.96	5.27	2.26
7/31/2016	13.9		11.74	152.67	284.71	5.07	2.47
8/1/2016	21.4		12.10	175.33	238.97	4.73	2.80
8/2/2016	40.6		16.70	199.33	257.50	5.96	3.66
8/3/2016	82.8		11.65	173.33	285.26	4.58	2.43
8/4/2016	26.1		11.48	191.33	303.73	4.53	2.80
8/5/2016	20.6		11.72	176.67	277.63	4.58	2.66
8/6/2016	6.3		21.20	172.67	253.50	5.20	2.85
8/7/2016	11.4		11.87	140.00	181.44	3.91	2.78
8/8/2016	4.3		11.08	148.67	255.87	3.80	2.46
8/9/2016	8.4		11.37	168.67	109.21	3.78	4.16
8/10/2016	4.6		22.11	211.33	222.81	5.67	2.43
8/11/2016	7.4		12.20	152.00	188.12	3.77	<2.00
8/12/2016	5.8		15.94	173.33	209.68	3.93	<2.00
8/13/2016	35.0		11.52	124.67	186.02	2.77	<2.00
8/14/2016	11.6		18.71	136.67	156.64	2.50	<2.00
8/15/2016	2.7		11.49	150.00	198.49	2.27	<2.00
8/16/2016	13.4		12.39	180.00	196.89	8.73	2.74
8/17/2016	4.0		11.88	198.00	226.05	3.20	<2.00

**Bucklin Point 2016 Wastewater Treatment Plant
TSS, BOD and Fecal Coliform Data**

Date	Fecal Coliform		Influent Flow (MGD)	Raw Influent		Final Effluent	
	Bacteria (MPN/100 ml)			TSS (mg/L)	BOD (mg/L)	TSS (mg/L)	BOD (mg/L)
8/18/2016	6.9		11.61	196.00	221.65	3.53	<2.00
8/19/2016	3.2		11.55	173.33	239.93	2.57	<2.00
8/20/2016	4.3		11.50	185.33	219.94	2.97	<2.00
8/21/2016	5.1		11.25	160.67	212.86	3.20	<2.00
8/22/2016	13.9		21.60	168.67	195.09	4.07	<2.00
8/23/2016	6.5		11.70	179.33	195.76	2.63	<2.00
8/24/2016	5.3		11.70	204.00	218.23	3.47	<2.00
8/25/2016	4.0		12.07	202.67	217.98	4.39	<2.00
8/26/2016	8.5		11.67	190.67	231.41	2.47	<2.00
8/27/2016	4.6		11.13	158.67	280.24	<2.000	<2.00
8/28/2016	4.7		10.82	185.33	216.00	2.40	<2.00
8/29/2016	14.7		11.42	176.67	243.39	3.23	<2.00
8/30/2016	5.6		11.43	217.33	241.17	2.87	<2.00
8/31/2016	5.7		12.25	191.33	246.35	2.97	<2.00
9/1/2016	4.0		17.05	208.67	241.09	4.37	<2.00
9/2/2016	6.4		11.35	152.67	220.32	2.50	<2.00
9/3/2016	11.2		11.34	170.67	246.74	2.57	<2.00
9/4/2016	3.1		10.63	164.67	254.47	2.57	<2.00
9/5/2016	4.0		12.03	164.00	210.77	2.67	<2.00
9/6/2016	4.4		14.06	242.67	236.87	3.77	<2.00
9/7/2016	2.6		12.90	176.67	239.76	3.13	<2.00
9/8/2016	6.3		11.47	142.00	179.64	3.53	<2.00
9/9/2016	9.7		10.92	167.33	225.31	3.33	<2.00
9/10/2016	38.3		11.09	184.67	247.37	3.50	<2.00
9/11/2016	11.1		11.71	196.00	233.77	3.70	<2.00
9/12/2016	12.4		10.89	172.00	282.09	3.40	2.05
9/13/2016	10.3		11.30	182.00	264.91	5.53	2.50
9/14/2016	8.5		11.18	196.00	253.24	4.87	2.32
9/15/2016	3.4		10.81	202.00	242.76	4.50	2.33
9/16/2016	10.1		10.94	214.00	240.66	3.60	2.37
9/17/2016	3.7		11.09	196.67	222.60	3.67	2.60
9/18/2016	2.0		11.76	207.33	248.86	4.27	2.35
9/19/2016	3.2		17.35	214.67	250.54	5.33	2.27
9/20/2016	11.0		12.09	161.33	226.09	2.57	<2.00
9/21/2016	2.6		10.93	214.67	229.72	3.37	<2.00
9/22/2016	2.4		10.71	186.00	235.06	2.40	<2.00
9/23/2016	4.5		10.64	216.67	273.09	2.87	<2.00
9/24/2016	5.3		13.21	189.33	256.52	3.03	<2.00
9/25/2016	2.0		11.05	175.33	209.80	3.43	<2.00
9/26/2016	2.0		11.78	171.33	244.04	4.13	<2.00
9/27/2016	2.0		17.63	202.00	237.40	6.80	2.67
9/28/2016	2.6		12.50	179.33	228.49	3.03	<2.00
9/29/2016	2.0		11.91	167.33	246.47	3.33	<2.00
9/30/2016	2.0		21.73	172.00	246.52	6.80	2.48
10/1/2016	12.3		29.25	105.33	175.62	3.87	<2.00
10/2/2016	2.0		12.87	134.00	231.00	4.20	<2.00

**Bucklin Point 2016 Wastewater Treatment Plant
TSS, BOD and Fecal Coliform Data**

Date	Fecal Coliform		Influent Flow (MGD)	Raw Influent		Final Effluent	
	Bacteria (MPN/100 ml)			TSS (mg/L)	BOD (mg/L)	TSS (mg/L)	BOD (mg/L)
10/3/2016	2.0		12.39	154.67	223.84	4.20	<2.00
10/4/2016	3.1		12.41	181.33	252.92	3.47	<2.00
10/5/2016	2.0		11.59	167.33	246.24	3.70	<2.00
10/6/2016	2.4		11.03	186.00	231.87	4.43	<2.00
10/7/2016	4.0		10.82	228.67	238.66	3.91	<2.00
10/8/2016	2.4		11.65	156.00	300.26	4.49	<2.00
10/9/2016	2.0		49.50	119.33	242.02	67.73	12.48
10/10/2016	7.5		12.80	75.33	119.11	4.17	<2.00
10/11/2016	3.2		12.26	132.00	200.15	4.73	2.02
10/12/2016	26.9		11.99	185.33	221.02	4.84	<2.00
10/13/2016	21.3		12.65	178.67	240.23	5.10	2.37
10/14/2016	7.9		11.29	173.33	240.99	4.40	2.11
10/15/2016	5.8		11.24	172.00	269.71	4.18	2.08
10/16/2016	2.0		12.17	202.67	227.89	4.67	2.12
10/17/2016	5.2		12.10	172.00	238.64	3.37	2.12
10/18/2016	8.1		12.41	190.67	239.24	4.43	<2.00
10/19/2016	5.1		12.52	202.67	239.22	4.97	2.19
10/20/2016	5.5		13.11	178.67	203.04	4.17	2.10
10/21/2016	11.4		21.48	196.00	222.16	6.31	2.91
10/22/2016	3.9		19.12	162.67	191.92	5.40	2.46
10/23/2016	2.4		12.47	122.00	162.20	5.13	<2.00
10/24/2016	3.2		12.51	111.33	214.11	3.69	2.09
10/25/2016	2.8		12.12	138.00	209.66	10.76	5.04
10/26/2016	10.6		11.77	159.33	236.25	4.33	2.24
10/27/2016	3.4		26.49	163.33	218.34	7.56	3.04
10/28/2016	4.0		23.20	114.67	129.58	5.60	2.39
10/29/2016	2.4		13.01	164.00	214.99	5.40	2.59
10/30/2016	2.4		19.64	148.67	210.07	6.03	4.10
10/31/2016	4.0		13.07	140.00	168.36	3.93	2.13
11/1/2016	2.7		12.03	172.67	197.57	4.67	3.04
11/2/2016	4.0		12.34	182.00	212.22	2.80	<2.00
11/3/2016	4.3		12.78	169.33	242.31	2.40	<2.00
11/4/2016	2.8		11.84	160.00	251.33	3.82	<2.00
11/5/2016	2.0		12.17	171.33	222.60	3.87	<2.00
11/6/2016	2.0		12.17	173.33	231.01	3.78	2.27
11/7/2016	2.0		11.76	134.00	241.20	5.96	2.02
11/8/2016	3.2		11.72	214.00	201.10	4.04	2.17
11/9/2016	4.9		12.32	215.33	230.18	4.93	4.59
11/10/2016	2.4		11.34	173.33	246.44	4.93	4.19
11/11/2016	6.1		11.76	180.67	244.19	4.13	4.10
11/12/2016	2.4		11.66	160.00	238.43	5.07	2.75
11/13/2016	2.0		11.72	207.33	270.58	3.96	3.63
11/14/2016	2.0		11.92	200.67	220.79	4.31	4.57
11/15/2016	2.8		29.21	258.00	235.33	5.24	4.10
11/16/2016	4.5		13.28	156.00	165.36	5.38	3.36
11/17/2016	2.8		12.45	189.33	202.96	5.02	2.93

**Bucklin Point 2016 Wastewater Treatment Plant
TSS, BOD and Fecal Coliform Data**

Date	Fecal Coliform		Influent Flow (MGD)	Raw Influent		Final Effluent	
	Bacteria (MPN/100 ml)			TSS (mg/L)	BOD (mg/L)	TSS (mg/L)	BOD (mg/L)
11/18/2016	2.0		11.90	160.00	195.14	4.13	2.85
11/19/2016	2.8		11.97	164.67	218.12	5.57	2.10
11/20/2016	3.1		12.93	160.67	224.85	3.73	2.82
11/21/2016	2.4		12.26	156.67	211.58	4.18	2.29
11/22/2016	3.4		11.79	173.33	263.58	3.87	3.05
11/23/2016	3.0		12.15	170.00	247.93	5.00	2.90
11/24/2016	2.8		13.05	185.33	236.21	4.13	3.19
11/25/2016	2.8		13.34	170.67	262.42	3.96	3.02
11/26/2016	2.4		11.89	182.00	249.79	4.09	4.41
11/27/2016	2.4		11.82	165.33	281.08	4.53	5.97
11/28/2016	4.3		11.87	198.00	271.22	4.84	3.70
11/29/2016	5.8		34.39	220.67	225.12	9.73	8.79
11/30/2016	7.7		18.64	144.00	138.61	8.93	5.16
12/1/2016	12.4		22.60	119.33	134.36	4.44	3.32
12/2/2016	5.2		12.81	143.33	220.19	4.84	3.36
12/3/2016	3.4		12.59	148.67	250.46	4.76	4.25
12/4/2016	9.9		12.52	169.33	219.52	5.20	2.98
12/5/2016	3.6		13.88	162.00	216.66	5.11	2.76
12/6/2016	5.8		12.76	174.00	216.79	5.33	3.54
12/7/2016	6.5		15.27	185.33	212.48	3.73	3.05
12/8/2016	2.0		13.22	160.00	213.06	3.57	4.28
12/9/2016	10.5		12.29	171.33	249.79	3.87	4.65
12/10/2016	2.7		12.41	160.67	227.36	2.80	3.48
12/11/2016	3.4		12.77	110.00	223.70	3.56	2.67
12/12/2016	4.8		23.33	164.67	190.39	8.87	5.91
12/13/2016	5.2		13.16	144.67	206.85	4.44	3.13
12/14/2016	3.8		12.65	148.00	218.26	4.71	4.26
12/15/2016	3.6		12.52	176.00	212.80	3.96	3.13
12/16/2016	3.9		12.60	166.00	249.59	3.56	2.99
12/17/2016	2.8		14.26	168.67	197.45	2.70	2.92
12/18/2016	3.3		29.49	174.67	210.96	5.67	3.73
12/19/2016	2.8		12.85	140.67	219.10	4.10	3.49
12/20/2016	3.3		13.57	198.00	251.84	4.40	3.87
12/21/2016	3.5		13.34	180.00	259.07	4.22	4.43
12/22/2016	4.0		13.65	161.33	213.11	3.63	3.66
12/23/2016	4.3		13.27	196.67	242.60	3.96	3.17
12/24/2016	4.6		23.08	206.67	242.84	5.73	5.87
12/25/2016	4.3		12.51	124.00	176.33	4.49	4.34
12/26/2016	2.0		13.20	130.67	228.18	3.69	3.15
12/27/2016	2.0		13.68	155.33	228.25	3.73	3.58
12/28/2016	4.3		13.26	150.67	225.31	3.17	3.08
12/29/2016	4.3		33.69	189.33	220.25	4.43	3.08
12/30/2016	4.5		14.51	96.67	128.64	5.33	3.32
12/31/2016	2.8		14.66	100.00	236.04	5.20	3.78

SLUDGE DATA

BUCKLIN POINT

Bucklin Point Metals Loading from Final Sludge (lbs/yr)

Date	Sludge Dry Tons	Arsenic		Beryllium		Cadmium		Chromium		Copper		Lead		Mercury		Molybdenum		Nickel		Selenium		Silver		Zinc		Cyanide	
		ppm	lbs	ppm	lbs	ppm	lbs	ppm	lbs	ppm	lbs	ppm	lbs	ppm	lbs	ppm	lbs	ppm	lbs	ppm	lbs	ppm	lbs	ppm	lbs	ppm	lbs
1/5/2016	12.20	4.04		0.45		0.84		89.19		638.55		63.65		0.45		7.91		64.90		5.00		11.10		688.80		2.14	
1/19/2016	6.39	6.99		0.56		1.20		117.97		835.61		89.15		0.90		12.56		87.36		7.91		15.77		985.31		3.51	
Monthly Avg:	9.29	5.52		0.51		1.02		103.58		737.08		76.40		0.68		10.24		76.13		6.46		13.44		837.05		2.83	
Monthly Total in lbs.	343,280		1.89		0.17		0.35		35.56		253.03		26.23		0.23		3.51		26.13		2.22		4.61		287.34		0.97
2/2/2016	5.47	7.34		0.67		1.49		120.21		859.44		93.83		0.64		15.56		97.91		6.85		19.53		1098.77		4.65	
2/16/2016	6.58	5.46		0.45		1.06		76.80		560.98		71.83		0.73		12.54		69.55		3.97		12.25		767.98		7.19	
Monthly Avg:	6.02	6.40		0.56		1.28		98.51		710.21		82.83		0.69		14.05		83.73		5.41		15.89		933.38		5.92	
Monthly Total in lbs.	303,080		1.94		0.17		0.39		29.85		215.25		25.10		0.21		4.26		25.38		1.64		4.82		282.89		1.79
3/1/2016	6.23	5.65		0.47		1.01		76.07		541.55		79.73		0.47		12.31		80.59		5.72		12.44		769.34		19.00	
3/15/2016	6.75	5.19		0.56		1.26		91.32		582.39		78.86		0.58		11.01		90.87		6.07		13.46		697.96		15.00	
Monthly Avg:	6.49	5.42		0.52		1.14		83.70		561.97		79.29		0.53		11.66		85.73		5.89		12.95		733.65		17.00	
Monthly Total in lbs.	350,000		1.90		0.18		0.40		29.29		196.69		27.75		0.18		4.08		30.01		2.06		4.53		256.78		5.95
4/5/2016	6.73	5.41		0.27		1.13		123.14		544.73		69.92		0.97		9.77		95.38		5.28		11.17		678.31		4.20	
4/19/2016	12.12	6.19		0.43		1.35		127.36		612.99		83.46		0.83		9.98		108.93		6.07		12.16		760.02		5.80	
Monthly Avg:	9.42	5.80		0.35		1.24		125.25		578.86		76.69		0.90		9.87		102.15		5.67		11.66		719.16		5.00	
Monthly Total in lbs.	321,120		1.86		0.11		0.40		40.22		185.88		24.63		0.29		3.17		32.80		1.82		3.74		230.94		1.61
5/3/2016	5.63	6.20		0.95		1.66		127.42		679.27		113.29		0.84		10.14		111.24		7.91		17.71		806.92		6.60	
5/17/2016	6.70	5.69		0.57		2.10		100.02		682.85		99.36		0.76		9.70		96.30		8.21		12.52		792.28		6.30	
Monthly Avg:	6.16	5.95		0.76		1.88		113.72		681.06		106.33		0.80		9.92		103.77		8.06		15.12		799.60		6.45	
Monthly Total in lbs.	415,920		2.47		0.32		0.78		47.30		283.27		44.22		0.33		4.13		43.16		3.35		6.29		332.57		2.68
6/7/2016	9.88	4.69		0.47		1.79		82.55		714.22		92.56		0.94		10.61		77.65		7.39		14.22		834.37		2.80	
6/21/2016	6.94	4.26		0.50		1.60		70.15		652.65		88.52		0.87		10.06		71.13		7.05		13.48		838.29		2.70	
Monthly Avg:	8.41	4.48		0.49		1.69		76.35		683.44		90.54		0.91		10.34		74.39		7.22		13.85		836.33		2.75	
Monthly Total in lbs.	357,940		1.60		0.17		0.61		27.33		244.63		32.41		0.32		3.70		26.63		2.58		4.96		299.36		0.98
7/5/2016	5.45	5.97		0.52		1.35		71.73		728.16		98.42		1.10		11.93		73.18		7.34		16.47		960.58		1.70	
7/19/2016	5.07	5.88		0.59		1.26		68.77		744.04		98.27		1.30		12.31		67.26		7.10		18.47		950.71		1.60	
Monthly Avg:	5.26	5.93		0.56		1.30		70.25		736.10		98.34		1.20		12.12		70.22		7.22		17.47		955.65		1.65	
Monthly Total in lbs.	308,480		1.83		0.17		0.40		21.67		227.07		30.34		0.37		3.74		21.66		2.23		5.39		294.80		0.51
8/2/2016	6.4071002	5.98		0.59		1.15		58.89		762.00		81.59		1.30		12.79		61.36		7.64		20.14		930.59		1.40	
8/16/2016	6.90	6.28		0.53		1.26		59.97		720.05		104.68		1.00		12.34		55.24		7.24		20.03		889.86		1.20	
Monthly Avg:	6.66	6.13		0.56		1.20		59.43		741.03		93.14		1.15		12.56		58.30		7.44		20.09		910.22		1.30	
Monthly Total in lbs.	368,148		2.26		0.21		0.44		21.88		272.81		34.29		0.42		4.63		21.46		2.74		7.39		335.10		0.48
9/6/2016	7.18	6.68		0.46		1.58		98.46		766.71		109.14		1.20		14.68		130.30		7.10		20.74		992.96		1.00	
9/20/2016	5.80	6.41		0.47		1.57		127.10		792.50		96.79		1.60		15.11		111.08		7.32		27.07		1022.03		1.40	
Monthly Avg:	6.49	6.55		0.47		1.58		112.78		779.61		102.97		1.40		14.90		120.69		7.21		23.90		1007.49		1.20	
Monthly Total in lbs.	309,440		2.03		0.14		0.49		34.90		241.24		31.86		0.43		4.61		37.35		2.23		7.40		311.76		0.37
10/4/2016	10.77	6.63		0.53		1.35		143.22		807.74		94.03		1.10		17.94		95.24		8.29		29.17		1056.08		4.70	
10/18/2016	5.80	6.73		0.45		1.39		125.32		775.54		98.25		0.95		17.92		80.06		7.98		30.70		1068.93		2.30	
Monthly Avg:	8.29	6.68		0.49		1.37		134.27		791.64		96.14		1.03		17.93		87.65		8.14		29.94		1062.51		3.50	
Monthly Total in lbs.	359,300		2.40		0.18		0.49		48.24		284.44		34.54		0.37		6.44		31.49		2.92		10.76		381.76		1.26

Bucklin Point Metals Loading from Final Sludge (lbs/yr)

Year	Arsenic	Beryllium	Cadmium	Chromium	Copper	Lead	Mercury	Molybdeum	Nickel	Selenium	Silver	Zinc	Cyanide
1994	16.2		35.4	655.5	3839.7	723.4	84.2		627.6		171.3	4234.5	64.3
1995			35.8	681.0	4306.7	551.8	55.9		539.8		126.2	3495.8	57.6
1996													
1997	16.0		52.9	1177.6	4589.3	1183.6	16.0		1074.4		339.8	4349.4	58.9
1998	12.2		44.8	1263.0	4743.4	1128.3	12.2		977.8		463.4	5838.9	27.7
1999	11.1		44.4	993.6	3906.8	930.3	11.1		716.9		473.0	5945.8	24.3
2000	38.3		60.8	1304.1	5164.7	1073.2	16.8	171.8	1345.4		467.7	7104.0	24.8
2001	57.8	13.6	38.6	1003.3	4132.9	900.1	12.0	167.4	985.3	44.4	371.2	6336.5	33.6
2002	43.7	6.1	27.1	755.0	4565.0	1034.3	18.0	148.9	840.7	37.6	385.8	7226.0	13.3
2003	30.2	6.6	29.2	2669.3	3439.4	772.3	10.0	69.3	868.1	32.1	273.0	5973.1	8.9
2004	27.6	7.3	45.5	851.5	3733.7	739.0	11.6	62.0	794.7	36.1	225.0	6759.2	7.6
2005	18.8	5.9	30.9	969.5	4468.6	682.1	8.9	77.4	781.5	32.5	153.0	5469.7	10.3
2006	25.5	2.0	24.4	2398.8	3657.0	713.0	6.8	37.1	1089.2	33.9	165.4	4953.9	12.0
2007	11.2	5.2	25.7	4143.3	4676.1	633.5	9.3	70.7	1389.7	14.4	177.5	5635.0	22.8
2008	8.9	14.1	23.3	5594.6	4209.5	585.4	36.0	84.7	1568.6	17.4	116.8	5519.0	27.4
2009	18.1	8.2	20.6	1054.3	3132.4	516.6	4.6	79.6	438.2	14.6	62.5	4895.0	19.3
2010	20.7	7.0	17.5	619.0	3075.2	445.7	14.4	74.3	318.1	14.6	58.1	3949.5	17.1
2011	19.3	9.0	13.9	499.9	2159.5	474.2	4.9	90.0	294.1	15.1	66.4	3583.1	14.5
2012	18.2	8.4	13.5	370.6	2502.2	370.7	4.3	84.3	269.2	16.0	56.8	3388.8	24.9
2013	21.1	1.9	11.7	349.5	2493.6	381.4	4.0	45.4	271.9	21.2	54.1	3264.5	19.6
2014	26.6	2.5	11.1	432.7	3268.3	373.4	2.9	51.5	335.1	30.3	57.8	3499.3	19.1
2015	25.4	2.3	7.4	422.7	3125.3	367.9	3.3	49.2	346.2	31.9	54.6	3619.9	21.8
2016	24.1	2.2	5.8	397.4	2872.2	365.9	3.9	54.1	347.5	28.4	80.7	3620.5	17.9

SEPTAGE DATA

BUCKLIN POINT

Metals Loading to Bucklin Point from Septage (lbs/yr)

Year	Cadmium	Chromium	Copper	Lead	Nickel	Silver	Zinc	Total Metals	MGY
1996	4.5	77.6	946.0	167.0	33.9	19.6	1414	2663	14.7600
1997	3.9	33.2	806.0	113.0	27.4	10.3	1060	2054	14.2200
1998	4.5	29.2	830.0	93.0	31.0	5.7	1016	2009	17.5300
1999	3.4	26.5	623.0	61.0	20.0	4.1	849	1587	21.5000
2000	2.8	21.8	591.0	53.0	26.7	4.1	873	1572	23.3400
2001	1.5	20.7	436.0	42.3	22.4	4.2	633	1160	17.3900
2002	0.95	8.2	322.6	30.4	22.8	33.1	473	892	17.0360
2003	0.89	3.8	196.4	15.9	7.1	4.2	299	527	13.0331
2004	0.90	5.0	256.3	15.9	8.9	3.3	321	612	9.1004
2005	0.93	7.9	349.9	25.5	11.3	1.9	458	855	8.9612
2006	1.35	8.8	416.0	24.2	13.2	3.3	495	961	9.3629
2007	1.5	11.5	532.3	28.2	14.8	4.2	605	1197	8.5260
2008	2.8	10.5	440.3	19.8	9.5	5.3	508	996	9.3012
2009	1.5	12.1	435.4	23.0	11.6	4.2	554	1042	9.0800
2010	1.4	12.5	505.1	30.7	15.5	3.3	640	1208	8.0228
2011	1.6	21.1	558.4	35.8	16.8	5.1	745	1384	7.0695
2012	1.6	17.7	775.6	39.0	22.5	3.4	989	1848	7.0769
2013	1.9	9.7	545.4	35.9	17.0	5.0	688	1303	7.2422
2014	1.5	10.5	606.7	36.2	15.9	7.0	780.8	1459	7.9219
2015	1.5	10.5	547.7	37.9	14.3	3.1	950.3	1565	8.4210
2016	1.2	6.8	399.6	25.4	8.8	2.9	657.8	1102	7.8385

RIVER MONITORING DATA

River Fecal Data 2016
(MPN/100mL)

Date	Woonasquatucket River							West River					Providence River	Seekonk River
	S-9-Manton Ave.	S-8D - Parking Bridge Olneyville	S-8C-Delaine St.	S-7B-Pleasant Valley Pkwy.	S-7BA-Footbridge at Bath St.	S-7A-Kinsley St.	W7C-Eagle Street	S-10-Douglas Ave. Bridge	Charles St.	Hawkins St.	S-10-B Veazie St. Bridge	S-11-West River St. Bridge	S-12- Crawford St. Bridge	SR-5A Pitman Street
1/4/2016	70	<30	<30	430		90	40						230	
1/5/2016						90	<30	90			90	430	230	
1/11/2016	230	1500	430		4300	430	632						2300	2300
1/12/2016						230	2300	430			230	230	930	
1/19/2016	<30	230	<30		<30	40	<30						40	750
1/20/2016						40	90	30			90	150	150	
1/25/2016	90	90	40		150	70	116						150	
1/26/2016						430	230	40			90	230	430	
2/1/2016	<30	<30	<30		<30	90	40						230	<30
2/2/2016						<30	40	40			<30	90	40	
2/8/2016	40	<30	90		<30	<30	35						2100	
2/9/2016						<30	40	70			<30	430	430	
2/11/2016														
2/15/2016	40	<30	40		<30	<30	35							90
2/16/2016						230	230	230			<30	40	230	
2/22/2016	<30	<30	<30		40	<30	35						750	40
2/23/2016						<30	<30	<30			230	230	40	
2/29/2016	<30	<30	40		<30	40	35						230	90
3/1/2016						<30	<30	40			90	40	<30	
3/7/2016	<30	90	40		40	<30	<30						<30	<30
3/8/2016						<30	40	<30			40	230	40	
3/14/2016	<30	<30	40		<30	40	40						<30	<30
3/15/2016						150	430	430			430	430	90	
3/21/2016	40	<30	90		40	90	60						430	<30
3/22/2016						40	40	40			150	90	90	
3/28/2016	40	40	90		930	430	254						2300	
3/29/2016						40	230	90			150	230	150	
4/4/2016	90	<30	230		40	40	102						40	90
4/5/2016						90	40	40			90	1500	430	
4/11/2016	<30	40	40		90	90	40						150	90
4/12/2016						<30	<30	40			70	40	<30	
4/18/2016	<30	40	40		<30	90	67						230	90
4/19/2016						40	<30	<30			90	7500	90	
4/21/2016								150				110000		
4/25/2016	<30	40	<30		930	90	96		430	930		430	230	40
4/26/2016						90	430	150			430	90	40	
5/2/2016	<30	90	<30		<30	<30	314						<30	<30
5/3/2016						430	2300	430			430	230	2300	
5/9/2016	<30	<30	40		<30	430	40						230	<30
5/10/2016						40	<30	430			930	4300	<30	
5/12/2016								46000				46000		
5/16/2016	40	230	230		230	90	96						90	
5/17/2016						230	<30	230			230	2300	230	
5/23/2016	40	90	90		430	430	230						2300	90
5/24/2016						2300	9300	2300			2300	2300	930	

River Fecal Data 2016
(MPN/100mL)

Date	Woonasquatucket River							West River					Providence River	Seekonk River
	S-9-Manton Ave.	S-8D - Parking Bridge Olneyville	S-8C-Delaine St.	S-7B-Pleasant Valley Pkwy.	S-7BA-Footbridge at Bath St.	S-7A-Kinsley St.	W7C-Eagle Street	S-10-Douglas Ave. Bridge	Charles St.	Hawkins St.	S-10-B Veazie St. Bridge	S-11-West River St. Bridge	S-12- Crawford St. Bridge	SR-5A Pitman Street
5/31/2016	1500	2300	1500		1500	930	803						280	2300
6/1/2016						2300	430	2300			4300	15000	930	
6/6/2016	2300	430	930		930	930	632						4300	2300
6/7/2016						430	930	230			2300	2300	1500	
6/13/2016	90	230	230		930	1500	314						930	430
6/14/2016						750	430	750			430	930	430	
6/20/2016	210	230	430		390	230	314						750	<30
6/21/2016						24000	24000	46000			46000	110000	46000	
6/27/2016	90	430	230		930	2300	462						430	<30
6/28/2016						2100	430	750			110000	930	930	
7/5/2016	750	4300	15000		110000	>240000	15000						24000	40
7/6/2016						930	430	930			2300	24000	2300	
7/11/2016	70	930	230		4300	4300	2000						4300	<30
7/12/2016						930	210	930			430	930	930	
7/18/2016	930	430	1500		15000	2100	4300						9300	90
7/19/2016						750	2300	2300			390	4300	230	
7/25/2016	930	930	430		430	430	299						930	<30
7/26/2016						430	430	930			2300	930	930	
8/1/2016	2300	930	2300		430	2300	930						430	40
8/2/2016						>240000	46000	9300			46000	9300	>240000	
8/9/2016	230	430	430		4300	4300	314						750	<30
8/10/2016						>240000	24000	2300			430	4300	4300	
8/15/2016	930	2300	930		230	9300	2300						4300	150
8/16/2016						2100	930	4300			430	2300	4300	
8/22/2016	4300	7500	24000		2300	7500	9300						110000	70
8/23/2016						9300	4300	430			1500	1500	4300	
8/29/2016	230	930	230		930	230	568						230	<30
8/30/2016						930	230	930			230	43000	230	
9/1/2016													930	
9/6/2016	230	230	430		9300	4300	930						2300	<30
9/7/2016						4300	230	430			2300	2300	9300	
9/12/2016	230	90	430		430	930	230						750	<30
9/13/2016						9300	4300	430			230	2300	4300	
9/19/2016	230	230	930		750	430	314						430	<30
9/20/2016						4300	4300	750			4300	9300	4300	
9/26/2016	<30	430	230		230	230	430						230	<30
9/27/2016						9300	9300	9300			4300	4300	46000	
10/3/2016	150	430	90		430	750	289						230	40
10/4/2016						4300	430	430			90	2100	150	
10/11/2016	930	930	430		930	750	430						46000	230
10/12/2016						430	90	430			210	930	150	
10/17/2016	90	430	70		230	750	90						230	<30
10/18/2016						430	230	230			150	390	430	
10/24/2016	230	150	230		230	230	144						750	2300
10/25/2016						430	430	150			90	430	390	

River Fecal Data 2016
(MPN/100mL)

Date	Woonasquatucket River							West River					Providence River	Seekonk River
	S-9-Manton Ave.	S-8D - Parking Bridge Olneyville	S-8C-Delaine St.	S-7B-Pleasant Valley Pkwy.	S-7BA-Footbridge at Bath St.	S-7A-Kinsley St.	W7C-Eagle Street	S-10-Douglas Ave. Bridge	Charles St.	Hawkins St.	S-10-B Veazie St. Bridge	S-11-West River St. Bridge	S-12- Crawford St. Bridge	SR-5A Pitman Street
10/31/2016	230	430	930		90	430	173						230	230
11/1/2016						230	230	230			90	930	230	
11/7/2016	<30	40	40		430	430	314						430	<30
11/9/2016						90	40	430			90	90	40	
11/14/2016	<30	40	<30		90	230	52						90	<30
11/15/2016						230	70	230			230	430	40	
11/21/2016	<30	<30	40		<30	30	52						390	<30
11/22/2016						<30	40	930			230	430	230	
11/28/2016	<30	<30	<30		40	70	35						430	<30
11/29/2016						40	<30	230			90	930	40	
12/5/2016	<30	<30	90		<30	40	144						70	
12/6/2016						<30	230	430			90	90	<30	
12/12/2016	430	2300	430		4300	4300	1181						930	40
12/13/2016						110	40	430			70	230	150	
12/19/2016	90	90	40		<30	150	90						750	230
12/20/2016						40	40	90			40	430	230	
12/27/2016	90	<30	90		230	150	167						230	<30
12/28/2016						40	<30	150			150	930	90	

River Fecal Data 2016
(MPN/100mL)

Date	Moshassuck River									Blackstone River		Pawtuxet River
	M-1-Higginson Ave. Bridge	M-4D-St. Francis Cemetary	M4A-Grenville St.	M4C-Grotto Ave. Bridge	M-4B-End of Moshassuck St.	M-5-Footbridge Mill St.	M-4-Cemetary St. Bridge	M-5A-Stevens St. Bridge	M-6-Park Row Bridge	B-2-Whipple Bridge	B-3-Slater Mill Dam	Pawtuxet River @ Broad Street
1/4/2016						994				90	150	52
1/5/2016	230	430			632	230	750	90	90			
1/11/2016						2540				230	930	1463
1/12/2016	430	750			632	430	930	430	2300			
1/19/2016						144				<30	90	52
1/20/2016	150	40			186	254	210	230	150			
1/25/2016						1463				<30	<30	144
1/26/2016	90	750			1463	230	230	230	430			
2/1/2016						230				<30	40	35
2/2/2016	230	230			90	96	90	40	<30			
2/8/2016						2540				<30	40	35
2/9/2016	40	110			144	2000	430	430	230			
2/11/2016						144		430	40			
2/15/2016						1181				<30	90	35
2/16/2016	40	230			314	632	4300	230	4300			
2/22/2016						10286				40	<30	52
2/23/2016	430	90			77	430	150	230	230			
2/29/2016						6				<30	<30	<30
3/1/2016	<30	90			131	90	230	150	230			
3/7/2016						289				<30	<30	<30
3/8/2016	230	40			462	430	930	750	90			
3/14/2016						314				<30	<30	<30
3/15/2016	90	230			314	462	90	930	430			
3/21/2016						230				<30	40	<30
3/22/2016	430	230			462	40	750	430	230			
3/28/2016						632				40	<30	35
3/29/2016	2300	1500			430	60	2300	90	230			
4/4/2016						6022				90	<30	60
4/5/2016	40	<30			52	718	90	430	230			
4/11/2016						2198				<30	<30	79
4/12/2016	4300	1500			727	144	4300	90	70			
4/18/2016						1097				<30	<30	60
4/19/2016	70	230			197	4625	930	110000	750			
4/21/2016						177	230	2300	430			
4/25/2016						632				<30	40	52
4/26/2016	40	90			314	230	930	230	2300			
5/2/2016						2540				<30	<30	53
5/3/2016	90	230			144	3145	230	930	930			

River Fecal Data 2016
(MPN/100mL)

Date	Moshassuck River								Blackstone River		Pawtuxet River	
	M-1-Higginson Ave. Bridge	M-4D-St. Francis Cemetary	M4A-Grenville St.	M4C-Grotto Ave. Bridge	M-4B-End of Moshassuck St.	M-5-Footbridge Mill St.	M-4-Cemetary St. Bridge	M-5A-Stevens St. Bridge	M-6-Park Row Bridge	B-2-Whipple Bridge	B-3-Slater Mill Dam	Pawtuxet River @ Broad Street
5/9/2016						48				<30	90	144
5/10/2016	930	2300			144	994	430	4300	230			
5/12/2016	2300	230			930	8352	24000	2300	9300			
5/16/2016						230				<30	<30	52
5/17/2016	<30	150			230	230	430	430	230			
5/23/2016						727				<30	90	335
5/24/2016	90	430			632	4300	210	4300	750			
5/31/2016						1045				230	90	2000
6/1/2016	430	230			2300	803	930	2300	430			
6/6/2016						4300				430	2300	994
6/7/2016	230				930	2000	430	2300	430			
6/13/2016						2300				150	230	335
6/14/2016	140	90			587	632	430	4300	2300			
6/20/2016						2300				40	930	632
6/21/2016	24000	110000			24000	71134	46000	24000	>240000			
6/27/2016						415				<30	90	144
6/28/2016	110	4300			1857	994	430	430	750			
7/5/2016						71134				90	2300	314
7/6/2016		4300			1463	3145	930	4300	7500			
7/11/2016						2000				430	430	373
7/12/2016	430	2300			835	9300	930	9300	4300			
7/18/2016						1463				70	1500	2000
7/19/2016	2300	930			632	1857	2300	2300	930			
7/25/2016						2000				40	150	197
7/26/2016	750	930			430	632	230	930	930			
8/1/2016						2941				230	930	96
8/2/2016	4300	46000			33226	24000	4300	24000	110000			
8/9/2016						1857				<30	1500	60
8/10/2016	1500	1500			4300	51381	2300	46000	24000			
8/15/2016						1857				230	150	1313
8/16/2016	930	4300			727	3145	930	1500	1500			
8/22/2016						110000				110000	110000	4153
8/23/2016	430	930			1360	1857	930	4300	930			
8/29/2016						3145				430	230	230
8/30/2016	930	4300			930	1463	2300	750	<30			
9/1/2016									1857			
9/6/2016						3145				90	390	112
9/7/2016	2300	430			2300	314	430	230	430			

River Fecal Data 2016
(MPN/100mL)

Date	Moshassuck River									Blackstone River		Pawtuxet River
	M-1-Higginson Ave. Bridge	M-4D-St. Francis Cemetary	M4A-Grenville St.	M4C-Grotto Ave. Bridge	M-4B-End of Moshassuck St.	M-5-Footbridge Mill St.	M-4-Cemetary St. Bridge	M-5A-Stevens St. Bridge	M-6-Park Row Bridge	B-2-Whipple Bridge	B-3-Slater Mill Dam	Pawtuxet River @ Broad Street
9/12/2016						1313				90	230	994
9/13/2016	230	930		2300	727	314	430	430	230			
9/19/2016						930				40	430	632
9/20/2016	430	4300		2300	6324	9300	2300	4300	2300			
9/26/2016						230				40	230	96
9/27/2016	1500	930	9300	2300	14940	14064	2300	24000	24000			
10/3/2016						462				150	430	1181
10/4/2016	430	230	1181	2300	462	2300	430	930	230			
10/11/2016						1463				90	230	150
10/12/2016	200	230	568	930	314	314	430	930	750			
10/17/2016						335				90	40	60
10/18/2016	930	930	431	390	299	146	230	230	930			
10/24/2016						1857				430	2300	314
10/25/2016	390		314	430		197	930	90	90			
10/31/2016						930				70	90	144
11/1/2016	430		632	230		1500	430	230	430			
11/7/2016						632				<30	<30	35
11/9/2016	2300		803	750		230	2300	40	40			
11/14/2016						96				<30	<30	35
11/15/2016	90		186	230		197	40	90	90			
11/21/2016						144				<30	<30	35
11/22/2016	930		96	930		803	430	430	230			
11/28/2016						197				40	<30	35
11/29/2016	230		230	40		373	230	430	90			
12/5/2016						2540				<30	40	65
12/6/2016	90		144	230		144	230	90	750			
12/12/2016						632				90	150	430
12/13/2016	930		462	430		373	4300	430	230			
12/19/2016						314				150	230	230
12/20/2016	40		186	150		314	430	750	230			
12/27/2016						632				40	230	<30
12/28/2016	90		632	430		632	930	430	70			

Bucklin Point Metals Loading from Final Sludge (lbs/yr)

Date	Sludge Dry Tons	Arsenic		Beryllium		Cadmium		Chromium		Copper		Lead		Mercury		Molybdenum		Nickel		Selenium		Silver		Zinc		Cyanide	
		ppm	lbs	ppm	lbs	ppm	lbs	ppm	lbs	ppm	lbs	ppm	lbs	ppm	lbs	ppm	lbs	ppm	lbs	ppm	lbs	ppm	lbs	ppm	lbs	ppm	lbs
11/1/2016	6.05	4.25		0.38		1.71		96.05		606.97		80.26		0.96		17.16		71.59		5.29		27.79		838.20		1.40	
11/15/2016	5.90	5.39		0.33		1.57		75.12		554.94		62.94		1.20		14.64		64.74		6.16		26.17		706.08		1.20	
Monthly Avg:	5.98	4.82		0.35		1.64		85.58		580.96		71.60		1.08		15.90		68.17		5.73		26.98		772.14		1.30	
Monthly Total in lbs.	360,760		1.74		0.13		0.59		30.88		209.59		25.83		0.39		5.74		24.59		2.07		9.73		278.56		0.47
12/6/2016	5.12	6.44		0.63		1.38		88.05		720.60		84.49		0.85		17.71		69.52		6.95		32.22		951.50		1.30	
12/20/2016	7.14	4.71		0.42		1.11		66.93		599.41		62.19		0.76		13.52		67.38		5.90		24.34		727.86		2.90	
Monthly Avg:	6.13	5.58		0.53		1.24		77.49		660.01		73.34		0.81		15.62		68.45		6.43		28.28		839.68		2.10	
Monthly Total in lbs.	391,420		2.18		0.21		0.49		30.33		258.34		28.71		0.32		6.11		26.79		2.52		11.07		328.67		0.82
YEARLY TOTAL LBS	4,188,888		24.10		2.16		5.82		397.45		2872.23		365.91		3.87		54.12		347.46		28.38		80.69		3620.51		17.89