

PRETREATMENT PROGRAM

ANNUAL REPORT

JANUARY 1, 2017 - DECEMBER 31, 2017



ATTACHMENT VOLUME II

NBC WASTEWATER TREATMENT
FACILITY, SEWERAGE DISTRICT AND
USER SPECIFIC DATA

ATTACHMENT VOLUME II

NARRAGANSETT BAY COMMISSION

***WASTEWATER TREATMENT
FACILITY, SEWERAGE DISTRICT AND
USER SPECIFIC DATA***

**LISTING OF ATTACHMENT SECTIONS
ATTACHMENT VOLUME II**

**NBC WASTEWATER TREATMENT FACILITY,
SEWERAGE DISTRICT AND
USER SPECIFIC DATA**

<u>SECTION #</u>	<u>TITLE</u>
1	Industrial and Commercial users
2	Permit Issuance / Reissuance Activities
3	User Inspection History
4	Emergency or Special Investigations
5	Compliance Monitoring Results for Significant Industrial Users
6	Compliance Monitoring Results for Non-Significant Users
7	Surveillance Manhole Monitoring Data and Legend
8	Summary of Notice of Violation Letters Issued
9	User Late Reports and Requirements
10	POTW, Septage, and River Monitoring Data

ATTACHMENT VOLUME II

SECTION 1

***INDUSTRIAL AND COMMERCIAL
USERS***

***INDUSTRIAL AND COMMERCIAL
USERS***

FIELD'S POINT

**Field's Point
List of Permitted Users - 2017**

Company	Facility Address	Category	Significant
1302 Marketplace	1302 Atwood Avenue Johnston RI 02919	82	No
141 Westminster Corporation	141 Westminster Street Providence RI 02903	85	No
144 Benefit Street Associates	144 Benefit Street Providence RI 02903-1208	86	No
1484 Company LLC	1484 Mineral Spring Avenue North Providence RI 02904	85	No
180 GCMB LLC	75 East Street Providence RI 02903	86	No
1871 Mineral Spring Corporation	1871 Mineral Spring Avenue North Providence RI 02904	85	No
221 Academy Ave. Meat, Inc.	221 Academy Avenue Providence RI 02908	81	No
248 Academy Laundromat LLC	248 Academy Avenue Providence RI 02908	92	No
334 South Water Inc.	334 South Water Street Providence RI 02903	85	No
383 Corp	1132 Mineral Spring Avenue North Providence RI 02904	85	No
383 Corp.	440 Smithfield Avenue Providence RI 02904	85	No
383 Corporation	1783 Old Lousiquisset Pike Lincoln RI 02865	85	No
383 Corporation - First Floor	100 Twin River Road, 1st Floor Lincoln RI 02865	85	No
383 Corporation - Second Floor	100 Twin River Road, 2nd Floor Lincoln RI 02865	85	No
383 Corporation - Third Floor	100 Twin River Road, 3rd Floor Lincoln RI 02865	85	No
50 Weybosset Holdings, LLC	50 Weybosset Street Providence RI 02903	85	No
615 Charles Street, Inc.	615 Charles Street Providence RI 02904	92	No
69 Empire Corporation	69 Empire Street Providence RI 02903	85	No
73 Washington Corp.	81 Washington Street Providence, RI RI 02903	85	No
78 Dorrance Corporation	78 Dorrance Street Providence RI 02903	85	No
7-Eleven (Charles Street)	549 Charles Street Providence RI 02904	85	No
7-Eleven Inc. (Atwells)	548 Atwells Avenue Providence RI 02909	85	No
7-Eleven Inc. (Broad Street)	270 Broad Street Providence RI 02903	85	No
7-Eleven, Inc.	775 Cranston Street Providence RI 02907	85	No
800 Allens Restaurant LLC	800 Allens Avenue Providence RI 02905	85	No
A & F Foods, LLC	224 Thayer Street Providence RI 02906	85	No
A & F Plating Company	45 River Avenue Providence RI 02908	11	Yes
A Duie Pyle, Inc.	4 Green Earth Avenue Johnston RI 02919	37	No
A&M Fairway, Inc.	114 Waterman Street Providence RI 02906	85	No
A. Harrison & Company, Inc.	35 Hurdis Street North Providence RI 02904	22	Yes
A.A. Mariani Funeral/Carriage	200 Hawkins Street Providence RI 02904	96	No
A.D.J. Donuts	860 Elmwood Avenue Providence RI 02907	85	No
A.N.I., LLC	1039 Chalkstone Avenue Providence RI 02908	85	No

**Field's Point
List of Permitted Users - 2017**

Company	Facility Address	Category	Significant
AAA Northeast Warehouse/Fleet Operations	160 Royal Little Drive Providence RI 02904	37	No
AAB Restaurant Group	9 Parade St Providence RI 02909	85	No
Achievement First	370 Hartford Avenue Providence RI 02909	86	No
ACM Restaurant Inc.	772 Hope Street Providence RI 02906	85	No
Ada's Creations, Inc.	1137 Broad Street Providence RI 02905	85	No
Addies Laundromat	431 Atwells Ave Providence RI 02909	92	No
Admiral Donuts, Inc.	50 Admiral Street Providence RI 02908	85	No
Admiral Packaging	10 Admiral Street Providence RI 02908-3203	42	No
Admiral Suds Laundry	363 Admiral Street Providence RI 02908	92	No
Adriana Inc.	864 Broad Street Providence RI 02907	85	No
Advanced Dental Care	433 Lloyd Avenue Providence RI 02906	94	No
Aipso	302 Central Avenue Johnston RI 02919	86	No
AJG Corp	145 Spruce Street Providence RI 02903	85	No
Al Forno	577 South Main Street Providence RI 02903	85	No
Alberto K. Corporation	230-232 Atwells Avenue Providence RI 02903	85	No
Al-Jac Produce	33 Hemlock Street Providence RI 02908	81	No
Alloy Holdings, LLC	160 Niantic Avenue Providence RI 02907	43	Yes
Alpine Auto Body, Inc.	416 West Fountain Street Providence RI 02903	97	No
Aluminum & Copper Recycling, Inc.	68 Salem Street Providence RI 02907	42	No
Alviti Link-All, Inc.	165 Dyerville Avenue Johnston RI 02919	42	No
Americana Expo Center, LLC	740 Plainfield Street Providence RI 02909	85	No
Amos House	500 Broad Street Providence RI 02907	85	No
Amos House - Pine Street	460 Pine Street Providence RI 02907	85	No
Andino's Restaurant	171 Atwells Avenue Providence RI 02903	85	No
Andrade Cranston Donuts	552 Cranston Street Providence RI 02907	85	No
Andrea's Restaurant	268 Thayer Street Providence RI 02906	85	No
Angell Street Dental Associate	425 Angell Street Providence RI 02906	94	No
Angkor Restaurant	10 Traverse Street Providence RI 02903	85	No
Anjon Inc.	659 Killingly Street Johnston RI 02919	85	No
Annex Plating	One Warren Avenue North Providence RI 02911	41	No
Anthony M. Paolucci, DMD, P.C.	1545 Smith Street North Providence RI 02911	94	No
Anthony Paolucci Family Dentists	931 Smith Street Providence RI 02908	94	No
Antojitos Quetzal, Inc.	447 Hartford Avenue Providence RI 02909	85	No

**Field's Point
List of Permitted Users - 2017**

Company	Facility Address	Category	Significant
Antonelli Poultry	62 DePasquale Avenue Providence RI 02903	81	No
Antonio's Pizza - Thayer Street LLC	256-258 Thayer Street Providence RI 02906	85	No
Apac Tool, Inc.	49 Hurdis Street North Providence RI 02904	46	No
Apsara Asian Restaurant	716 Public Street Providence RI 02907	85	No
ARA-Rhode Island Dialysis	9 Plenty Street Providence RI 02907	95	No
Arbor Hill Assisted Living	153 Dean Street Providence RI 02903	86	No
Archangel Michael Inc.	1417 Atwood Avenue Johnston RI 02919	85	No
Arden Jewelry Mfg, Co.	10 Industrial Lane Johnston RI 02919	42	No
AREE, LLC	18 South Angell Street Providence RI 02906	85	No
Aristocrat Dental Laboratory	868 Charles Street North Providence RI 02904	99	No
Armando and Sons # 2 Inc.	891-895 Elmwood Avenue Providence RI 02907	82	No
Armbrust International, Ltd.	735 Allens Avenue Providence RI 02905-5412	11	Yes
Armstrong/Gladding. American Post. #69	2 Salem Street Providence RI 02907	85	No
Aro-Sac, Inc.	1 Warren Avenue North Providence RI 02911	42	No
AS220	111 Empire Street Providence RI 02903	99	No
AS220 - Print Shop	131 Washington Street Providence RI 02903	24	No
Asian Star Market, Inc.	678 Elmwood Avenue Providence RI 02907	81	No
ASP & Training Inc.	150 Niantic Avenue Providence RI 02907	85	No
Aspen Dental	1384 Atwood Avenue Johnston RI 02919	94	No
Atamian Manufacturing Corp.	910 Plainfield Street Providence RI 02909	21	No
Athens Diner LLC	1449 Mineral Spring Avenue North Providence RI 02904	85	No
Atwells Realty Corporation	One Franklin Square Providence RI 02903	85	No
Atwill-Conroy Providence, LLC	1196 Smith Street Providence RI 02908	94	No
Atwood Car Wash	1512 Atwood Avenue Johnston RI 02919	97	No
Au Bon Pain - Women & Infants' Hospital	101 Dudley Street Providence RI 02905	85	No
Au Bon Pain Company, Inc.	100 Westminster Street, Fleet Center Providence RI 02903	85	No
Augusta Street Kitchen	361 Academy Avenue Providence RI 02908	85	No
Aurora Civic Association	289 Broadway Providence RI 02903	85	No
Auto Parts Group Southwest, LLC.	30 Green Earth Avenue Johnston RI 02919	42	No
Avalon Bay - Center Place	50 Park Row West Providence RI 02903	89	No
Avenue Grille	2223 Mineral Spring Avenue North Providence RI 02911	85	No
Aznet, LLC	856 Admiral Street Providence RI 02904	92	No
B&D LLC	255 Weybosset Street Providence RI 02903	85	No

**Field's Point
List of Permitted Users - 2017**

Company	Facility Address	Category	Significant
B. Deltoro & Sons, Inc.	393 Harris Avenue Providence RI 02909	81	No
B. Maceroni & Sons, Inc.	1381 Smith Street North Providence RI 02911	96	No
B. R. Kingston LLC	985 North Main Street Providence RI 02904	97	No
B.J. Clanton Complex	674 Prairie Avenue Providence RI 02903	86	No
Baba's First Daughter, LLC	424 Smith Street Providence RI 02908	85	No
Bacani Enterprises	1455 Mineral Spring Ave North Providence RI 02904	85	No
Baffoni's Poultry Farm	320 Greenville Avenue Johnston RI 02919	81	No
Bagel Express	1846 Smith Street North Providence RI 02911	81	No
Bailey's Pub	1910 Smith Street Unit 4 North Providence RI 02911	85	No
Baja's	273A Thayer Street Providence RI 02906	85	No
Baker Street Cafe LLC	75 Baker Street Providence RI 02905	85	No
Ballard Mack Sales and Service of RI	280 Scituate Avenue Johnston RI 02919	37	No
Bang Bar Inc.	370 Richmond Street Providence RI 02903	85	No
Bank of America City Center	2 Kennedy Plaza Providence RI 02903	89	No
Bannister Operations Associates, LLC	135 Dodge Street Providence RI 02907	86	No
Barbara's Catering	1282 Chalkstone Avenue Providence RI 02908	85	No
Basha Restaurant & Bar, Inc.	284 Thayer Street Providence RI 02906	85	No
Bay Foods, Inc.	1303 North Main Street Providence RI 02904	85	No
Bayberry Beer Hall	381 West Fountain Street Providence RI 02903	85	No
Bayside Endoscopy Center, LLC.	33 Staniford Street, First Floor Providence RI 02905	95	No
Being Sisyphus, Inc.	11 Olneyville Square Providence RI 02909	85	No
Bell Funeral Home, Inc.	571 Broad Street Providence RI 02907	96	No
Bella's Jewelry	225 Dupont Drive Providence RI 02907	42	No
Beneficent House, Inc.	One Chestnut Street Providence RI 02903	86	No
Benefit Dental Care, LLC	5 Benefit Street Providence RI 02904	94	No
Berkshire Place Ltd.	455 Douglas Avenue Providence RI 02908	86	No
Best Cleaner Inc.	1115 Chalkstone Avenue Providence RI 02908	92	No
Best Eastern Chinese and Japanese Restaurant	1820 Mineral Spring Avenue North Providence RI 02904	85	No
Best Taste	1001 Mineral Spring Avenue North Providence RI 02904	85	No
Bethany Home of Rhode Island	111 South Angell Street Providence RI 02906	86	No
Better Burger Company	215-217 Thayer Street Providence RI 02906	85	No
Betty's	1137 Charles Street North Providence RI 02904	85	No
Big Tony's Pizza	525 Eaton Street Providence RI 02908	85	No

**Field's Point
List of Permitted Users - 2017**

Company	Facility Address	Category	Significant
Bitumar	30 Shipyard Street Providence RI 02905	95	No
Bj's Wholesale Club	200 Stonehill Road Johnston RI 02919	82	No
BL Restaurant Operations, LLC	One Union Station Providence RI 02903	85	No
Blend, LLC	63 DePasquale Square Providence RI 02903	85	No
Blossom Laundry Inc.	65 Manton Avenue Providence RI 02909	92	No
Blue Cross-Blue Shield	500 Exchange Street Providence RI 02903	86	No
Blue Elephant Restaurant, Inc.	303 South Main Street Providence RI 02903	85	No
BMFERS LLC	380 Atwells Avenue Providence RI 02909	85	No
Bob's Riccotti's Sandwich Shop	1465 Atwood Avenue Johnston RI 02919	85	No
Bonanza Acquisition, LLC	One Bonanza Way Providence RI 02904	37	No
Bonollo Provisions Co., Inc.	55 Clarkson Street Providence RI 02908	81	No
Boojums Inc.	1455 Westminster Street Providence RI 02909	85	No
Borden Donuts	602 Killingly Street Johnston RI 02906	85	No
Borrelli's Bakery	805 Charles Street Providence RI 02904	81	No
Bravo Brasserie	123 Empire Street Providence RI 02903	85	No
Bread Boss LLC	64 Putnam Pike Johnston RI 02919	81	No
Bread Unlimited, LLC	11 Newark Street, #1 Providence RI 02908	81	No
Brewed Awakenings Coffeeshouse LLC	1577 Atwood Avenue Johnston RI 02919	85	No
Briana's Restaurant	758 Atwells Avenue Providence RI 02908	85	No
Briarcliffe Gardens	49 Old Pocasset Road Johnston RI 02919	86	No
Bright Funeral Home	290 Public Street Providence RI 02905	96	No
Brittany Motors	159 Greenville Avenue Johnston RI 02919	97	No
Broad and Potter Laundromat	769 Broad Street Providence RI 02907	92	No
Broad Street Little Caesars, LLC	529 Broad Street Providence RI 02907	85	No
Broad, Inc.	933 Broad Street Providence RI 02907	81	No
Broadway Bistro	205 Broadway Providence RI 02903	85	No
Broadway Laundry, Inc.	135 Broadway Providence RI 02903	92	No
Brother's Famous Pizza	950 Broad Street Providence RI 02905	85	No
Brown University	75 Waterman Street Providence RI 02912	86	No
Brown University - Barbour Hall	100 Charlesfield Street Providence RI 02906	86	No
Brown University - Barus & Holley	184 Hope Street Providence RI 02906	95	No
Brown University - Carr House	70 Brown Street Providence RI 02912	86	No
Brown University - Central Heat Plant	235 Lloyd Avenue Providence RI 02906	52	No

**Field's Point
List of Permitted Users - 2017**

Company	Facility Address	Category	Significant
Brown University - Diman & Wayland House	31 Brown Street Providence RI 02906	86	No
Brown University - Facilities Management	295 Lloyd Avenue Providence RI 02906	97	No
Brown University - Faculty Club	One Magee Street Providence RI 02912	85	No
Brown University - Geochem	156 George Street Providence RI 02906	95	No
Brown University - Graduate Center	42 Charlesfield Street Providence RI 02906	86	No
Brown University - Granoff Center	154 Angell Street Providence RI 02912	89	No
Brown University - Keeney Quad	11 Benevolent Street Providence RI 02912	86	No
Brown University - List Art	64 College Street Providence RI 02912	93	No
Brown University - Meehan Auditorium	235 Hope Street Providence RI 02912	89	No
Brown University - Metcalf hall	98 Cushing Street Providence RI 02906	86	No
Brown University - Miller Hall	118 Cushing Street Providence RI 02906	86	No
Brown University - Nelson Fitness Center	225 Hope Street Providence RI 02912	89	No
Brown University - New Pembroke Hall	302 Thayer Street Providence RI 02906	86	No
Brown University - Rhode Island Hall	60 George Street Providence RI 02912	86	No
Brown University - School of Engineering	345 Brook Street Providence RI 02912	95	No
Brown University - Sears House	113 George Street Providence RI 02906	86	No
Brown University - Sharpe Refectory	144 Thayer Street Providence RI 02912	85	No
Brown University - Sidney Frank Hall	171 Meeting Street Providence RI 02912	95	No
Brown University - Strip Mall	252 Brook Street Providence RI 02906	84	No
Brown University - Vartan Gregorian Quad	101 Thayer Street Providence RI 02912	86	No
Brown University - Verney Woolley	204 Meeting Street Providence RI 02912	86	No
Brown University - W. Duncan Macmillan	167 Thayer Street Providence RI 02906	95	No
Brown University - Wriston Quad	29 Brown Street Providence RI 02906	86	No
Brown University- Alumnae Hall	194 Meeting Street Providence RI 02906	52	No
Brown University- Harkness House	47 Charlesfield Street Providence RI 02906	86	No
Brown University-Andrews Hall	211 Bowen Street Providence RI 02903	86	No
Brown University-Hope College	21 Prospect Street Providence RI 02912	86	No
Brown University-Horace Mann	47-49 George Street Providence RI 02912	86	No
Brown University-Hunter Lab	89 Waterman Street Providence RI 02912-9079	95	No
Brown University-Lyman Hall	77 Waterman Street Providence RI 02912	86	No
Brown University-Manning Building	1-21 Prospect Street Providence RI 02912	86	No
Brown University-Medical Education Bldg.	222 Richmond Street Providence RI 02903	95	No
Brown University-Remediation Project	70 Ship Street Providence RI 02912	40	No

Field's Point
List of Permitted Users - 2017

Company	Facility Address	Category	Significant
Brown University-Watson Center	366 Brook Street Providence RI 02906	53	No
Bubble Tea House	849 Westminster Street Providence RI 02903	85	No
Bucktown PVD LLC	471 West Fountain Street Providence RI 02903	85	No
Burger Domination LLC	301 Atwells Avenue Providence RI 02903	85	No
Burger King - # 1989	458 Smithfield Avenue Providence RI 02904	85	No
Burger King - # 2421	280 Broad Street Providence RI 02907	85	No
Burger King - #3406	45 Pleasant Valley Parkway Providence RI 02908	85	No
Burger King #10759	1382 Mineral Spring Avenue North Providence RI 02904	85	No
Burton Family Dental	1492 Mineral Spring Avenue North Providence RI 02904	94	No
Busy Bubbles	610 Plainfield Street Providence RI 02909	92	No
Butler Hospital	345 Blackstone Boulevard Providence RI 02906	90	No
B-X Providence, LLC	700 Smith Street Providence RI 02908	86	No
B-X Providence, LLC	800 Smith Street Providence RI 02908	86	No
C&L Johnston, LLC	1448 Hartford Avenue, Suite A Johnston RI 02919	85	No
Cafe Choklad	2 Thomas Street Providence RI 02903	85	No
Cafe La France - Empire	73 Empire Street Providence RI 02903	85	No
Cafe Nuovo	One Citizen Plaza Providence RI 02903	85	No
Cajun Luau	Providence Place Mall Providence RI 02903	85	No
Calf Donuts Inc.	1245 North Main Street Providence RI 02904	85	No
Cal's Corner Restaurant	1538 Smith Street North Providence RI 02911	85	No
Camila Dry Cleaner, LLC	1060 Broad Street Providence RI 02905	92	No
Capital Grille Holdings, Inc.	10 Memorial Blvd. Suite 101 Providence RI 02903	85	No
Capriccio's Restaurant	2 Pine Street Providence RI 02903	85	No
Caress Dental Inc.	909 North Main Street Providence RI 02904	94	No
Caribe Mini Mart, LLC	615 Charles Street Providence RI 02904	85	No
Carrie's Restaurant, Inc.	1035 Douglas Avenue Providence RI 02904	85	No
Carrie's Seafood Express	1942 Smith Street North Providence RI 02911	85	No
Casa Mexico	802 Atwells Avenue Providence RI 02909	85	No
Caserta Pizzeria	121 Spruce Street Providence RI 02903-1524	85	No
Cassarino's Restaurant	177 Atwells Avenue Providence RI 02903	85	No
Catanzaro's Pizzeria	1385 Mineral Spring Ave North Providence RI 02904	85	No
Cathedral Art Metal Co., Inc.	25 Manton Avenue Providence RI 02909	24	No
CAV Restaurant	14 Imperial Place Providence RI 02903	85	No

**Field's Point
List of Permitted Users - 2017**

Company	Facility Address	Category	Significant
Cavalry Vapor, LLC	100 Fountain Street, Unit 1B Providence RI 02903	85	No
Celebrity Cleaners	335 Manton Avenue Providence RI 02909	92	No
Central High School	70 Fricker Street Providence RI 02903	86	No
Centro America Ditribuidora Supermarket	996 Chalkstone Avenue Providence RI 02908	81	No
Certified Disaster Restoration	15 Clarkson Street Providence RI 02908	99	No
Chalk Donuts Inc.	1082 Chalkstone Avenue Providence RI 02909	85	No
Chalkstone Auto Body, Inc.	224 Chalkstone Avenue Providence RI 02908	97	No
Chalkstone Supermarket	1050 Chalkstone Avenue Providence RI 02908	82	No
Channthathim Inc.	787 Hope Street Providence RI 02906	85	No
Charles Street Coffee Company	813 Charles Street Providence RI 02904	85	No
Charles Street Diner	1029 Charles Street North Providence RI 02904	85	No
Charlesgate Nursing Center	100 Randall Street Providence RI 02904	86	No
Charley PR Inc.	46 Providence Place, Space 5115 Providence RI 02903	85	No
Chef Ho's	243 Atwells Avenue Providence RI 02903	85	No
Chelo's	505 Silver Spring Street Providence RI 02904	85	No
Cheng's Kitchen	1526 Smith Street North Providence RI 02911	85	No
Cherry Hill Grille	223 B Greenville Avenue Johnston RI 02919	85	No
Cherry Hill Manor	2 Cherry Hill Road Johnston RI 02919	86	No
Chez Pascal	960 Hope Street Providence RI 02906	85	No
China Garden Chinese Restaurant	1011 Chalkstone Avenue Providence RI 02908	85	No
Chipotle Mexican Grill of Colorado, LLC	235 Thayer Street Providence RI 02906	85	No
Choi's Restaurant	420 Cranston Street Providence RI 02907	85	No
Chow Fun, Inc.	121 North Main Street Providence RI 02903	85	No
Christian Brothers LLC	11 West Park Street Providence RI 02908	86	No
Christiansen Dairy Co. Inc.	1729 Smith Street North Providence RI 02911	84	No
Christina D. Dicommes DMD	1557 Hartford Avenue Johnston RI 02919	94	No
Churchill & Banks Co.	110 Elm Street Providence RI 02903	53	No
Ciara Restaurant and Lounge, Inc.	678 Killingly Street Johnston RI 02919	85	No
Cibao Supermarket	228 Manton Avenue Providence RI 02903	82	No
Cisco's Pizza	361 Reservoir Avenue Providence RI 02907	85	No
City of Providence	444 Westminster Street Providence RI 02903	86	No
Cityline Dental	400 Reservoir Avenue Providence RI 02907	94	No
CJUF III MJH Providence, LLC	One Orms Street Providence RI 02904	86	No

**Field's Point
List of Permitted Users - 2017**

Company	Facility Address	Category	Significant
Clean Plate	345 South Water Street Providence RI 02903	85	No
Club Fantasies	28 Sims Avenue Providence RI 02909-1023	85	No
CMG Holding Company, LLC - MSA	1658 Mineral Spring Avenue North Providence RI 02904	85	No
Coca-Cola Bottling Company of Northern New England	95 Pleasant Valley Parkway Providence RI 02908	37	No
Coffee Plus Snack Bar V.F.#68	80 Washington Street Providence RI 02903	85	No
Coin-Op - Providence	280 - 282 Smith Street Providence RI 02908	92	No
Colbea LLC (North Main)	1075 North Main Street Providence RI 02904	97	No
Coletta's Collision Center	283 Allens Avenue Providence RI 02905	97	No
Comfort Dental	1482 Broad Street Providence RI 02905	94	No
Community College of RI	1762 Louisquisset Pike Lincoln RI 02865-4585	86	No
Community College of RI - Providence	One Hilton Street Providence RI 02905	86	No
Complete Cleaning Systems Inc.	333 Niantic Avenue, Unit 1 Cranston RI 02910	99	No
Contech Medical, Inc.	99 Hartford Avenue Providence RI 02909	43	No
Contract Specialties, Inc.	234 Hartford Avenue Providence RI 02909	11	Yes
Cook & Brown Public House, Ltd.	959 Hope Street Providence RI 02906-3736	85	No
Cool-Lick's Lemonade and Ice Cream	1808 Smith Street North Providence RI 02911	85	No
Cooperative Care Center	2 Dudley Street Providence RI 02905-3236	90	No
Coronado LLC	1428 Hartford Avenue Johnston RI 02919	85	No
Courtesy Cleaners, Inc.	13 Industrial Lane Johnston RI 02919	92	No
Courtyard by Marriott	32 Exchange Terrace Providence RI 02903	86	No
Cox Communications, Inc. - FP Vault	9 James P Murphy Highway West Warwick RI 02893	27	No
Craig Van Dongen, DDS	372 Ives Street Providence RI 02906	94	No
Crisloid, LLC	55 Porter Street Providence RI 02905	21	No
Crisp LLC	385 Westminster Street Providence RI 02903	85	No
Cromwell Ventures, LLC	55 Cromwell Street Providence RI 02907	86	No
Cumberland Farms Inc.	744 Branch Avenue Providence RI 02904	85	No
Cumberland Farms, Inc.	663 Killingly Street Johnston RI 02919	85	No
CV South Street Landing LLC	350 Eddy Street Providence RI 02903	53	No
D & D Chrome Plating	355 Dexter Street Providence RI 02907	41	No
D&D Coffee, Inc.	1800 Smith Street North Providence RI 02911	85	No
D. E. Foods, Inc.	420 Broad Street Providence RI 02907	85	No
D. Palmieri Bakery	624 Killingly Street Johnston RI 02919	89	No
Dama Jewelry Technologies	25 Oakdale Avenue Johnston RI 02919	26	No

**Field's Point
List of Permitted Users - 2017**

Company	Facility Address	Category	Significant
D'Ambra Auto Sales	169 Elmwood Avenue Providence RI 02907	97	No
DAPP Enterprises LLC	1041 Douglas Avenue Providence RI 02904	85	No
Darlington Memory Lane Inc.	1073 Mineral Spring Avenue North Providence RI 02904	86	No
Dave & Buster's	40 Providence Place Providence RI 02903	85	No
Dave's Coffee	341 South Main Street Providence RI 02903	85	No
David I. Konicov, D.D.S.	189 Governor Street Providence RI 02906	94	No
Davies Technical School	50 Jenckes Hill Road Lincoln RI 02865	86	No
Dean Auto Collision Center	700 North Main Street Providence RI 02904	97	No
Dean Auto Collision Center Inc.	30 Livingston Street Providence RI 02904	97	No
Delgado Inc.	499 Cranston Street Providence RI 02907	85	No
DelGreco Family LLC	819 Elmwood Avenue Providence RI 02907	97	No
Della Valle Inc.	286 Atwells Avenue Providence RI 02903	85	No
DeLuise Bakery Inc.	1251 Chalkstone Avenue Providence RI 02908	81	No
Den Den Cafe Asiana	161 Benefit Street Providence RI 02903	85	No
Denise M. Shapiro, DDS	40 Elmgrove Avenue Providence RI 02906	94	No
Dent Plus Dental Center	66 Kennedy Plaza Providence RI 02903	94	No
Dental Associates of RI	1414 Atwood Avenue - Suite 350 Johnston RI 02919	94	No
Department of Administration	50 Orms Street Providence RI 02904	52	No
Department of Administration	1 Capitol Hill Providence RI 02908	83	No
Department of Veterans Affairs Medical Center	830 Chalkstone Avenue Providence RI 02908	90	No
Designs International Inc.	1263 Hartford Avenue Johnston RI 02919	42	No
Detroit Collision Center	1189 Douglas Avenue North Providence RI 02904	97	No
Dexter Cleaners	1669 Mineral Spring Avenue North Providence RI 02904	92	No
DFI-EP, LLC	50 Waterman Avenue North Providence RI 02911	11	Yes
DiFruscia Industries, Inc.	20-A Starr Street Johnston RI 02919	11	Yes
Dinga Operating LLC	1427 Hartford Avenue Johnston RI 02919	85	No
Diocese of Providence - Office Building	One Cathedral Square Providence RI 02903	52	No
Dominion Energy Manchester St., Inc.	40 Point Street Providence RI 02903	27	Yes
Domino's Pizza (Broad Street)	526 Broad Street Providence RI 02907	85	No
Dr. Larry Levin	276 Smith Street Providence RI 02908	94	No
Dr. Lee Whitney	261 Academy Avenue Providence RI 02908	94	No
Drs. Rubinstein & Ducoff, Inc.	362 Ives Street Providence RI 02906	94	No
Drs. Votolato and Pazienza	266 Wayland Avenue Providence RI 02906	94	No

Field's Point
List of Permitted Users - 2017

Company	Facility Address	Category	Significant
Dunkin Donuts - Allens Avenue	818 Allens Avenue Providence RI 02905	85	No
Dunkin Donuts - Atwood Avenue	1491 Atwood Avenue Johnston RI 02919	85	No
Dunkin Donuts - Branch Avenue	740 Branch Avenue Providence RI 02904	85	No
Dunkin Donuts - Broad Street	315 Broad Street Providence RI 02907	85	No
Dunkin Donuts - Gano Street	133 Gano Street Providence RI 02906	85	No
Dunkin Donuts - Plainfield Street	672 Plainfield Street Providence RI 02903	85	No
Dunkin Donuts - Pleasant Valley	14 Pleasant Valley Parkway Providence RI 02908	85	No
Dunkin Donuts (Providence Place Mall)	Providence Place Mall Providence RI 02903	85	No
Dunkin Donuts Center	One LaSalle Square Providence RI 02903	86	No
Du-Pro-Lux Cleansers	597 Plainfield Street Providence RI 02909	92	No
Durks Bar-B-Q	275 Thayer Street Providence RI 02906	85	No
E&M Enterprises, LTD	16 Sunnyside Avenue Johnston RI 02919	11	Yes
Eagle Laundry Inc.	411 Charles Street Providence RI 02904	25	Yes
East Coast Screen Printing	22 Partridge Street Providence RI 02908	99	No
East End, LLC	244 Wickenden Street Providence RI 02903	85	No
East Side Cottage, LLC	748 Hope Street Providence RI 02906	85	No
East Side Endodontics	130 Waterman Street Providence RI 02906	94	No
East Side Periodontics, Ltd.	324 Angell Street Providence RI 02906	99	No
East Side Pockets, INC	278 Thayer Street Providence RI 02906	85	No
Eastern Color & Chemical Co.	35 Livingston Street Providence RI 02904	22	Yes
Eastern Screw Company	71 Mill Street Johnston RI 02919	26	No
Eastside Providence, LLC	165 Pitman Street Providence RI 02906	82	No
Easy Entertaining, Inc.	166 Valley Street, Building 10 Providence RI 02909	85	No
Ebisu Restaurant	38 Pontiac Avenue Providence RI 02907	85	No
El Chapin	271 Plainfield Street Providence RI 02909	85	No
El Eden Restaurant	1110 Chalkstone Avenue Providence RI 02908	85	No
El Fogon Latino Restaurant, LLC	1100 Broad Street Providence RI 02905	85	No
El Fogonazo Meat Market	1059 Broad Street Providence RI 02905	81	No
El Mogote	1262 Broad Street Providence RI 02905	85	No
El Quiche Bakery Store, Inc.	1076 Chalkstone Avenue Providence RI 02908	81	No
El Rancho Grande	311 Plainfield Street Providence RI 02909	85	No
El Rey De Las Pupusas	1019 Chalkstone Avenue Providence RI 02908	85	No
El Sitio Bar & Lounge	31 Summer Street Pawtucket RI 02860	85	No

**Field's Point
List of Permitted Users - 2017**

Company	Facility Address	Category	Significant
Electrolizing, Inc.	20 Houghton Street Providence RI 02904	11	Yes
Ellie's Bakery	61 Washington Street Providence RI 02903	85	No
Elliot M. Robbins Funeral Home	2251 Mineral Spring Avenue North Providence RI 02911	96	No
Elmwood Avenue Church of God	297 Elmwood Avenue Providence RI 02907	85	No
Elmwood Community School	708 Elmwood Ave Providence RI 02907	86	No
Elmwood Health Center	225 Elmwood Avenue Providence RI 02907	86	No
Elmwood Ultra Clean Laundry	801 Elmwood Avenue Providence RI 02907-3303	92	No
Enrission	165 Angell Street, 1st Floor Providence RI 02906	85	No
Enterprise Rent-A-Car of R.I. (Johnston)	1674 Hartford Avenue Johnston RI 02919	37	No
Enterprise Rent-A-Car of R.I. (NP)	1935 Mineral Spring Avenue North Providence RI 02904	37	No
Epivax, Inc.	146 Clifford Street Providence RI 02903	95	No
Equilon Enterprises LLC	520 Allens Avenue Providence RI 02905	37	No
Ethan Zamp & Co. Ltd.	125 North Main Street Providence RI 02903	85	No
Excellent Pizza	255 Reservoir Ave. Providence RI 02907	85	No
Extreme Auto Recondition	303 Pocasset Avenue Providence RI 02909	97	No
Extreme Clean Laundry Inc.	50 Ann Mary Street Pawtucket RI 02860	92	No
F&F Coffee House, Ltd.	239 Wickenden Street Providence RI 02903	85	No
F. Saia Restaurants, Inc. LLC	1200 Hartford Avenue Johnston RI 02919	85	No
Factotum Inc.	422 Atwells Avenue Providence RI 02909	85	No
Fairfield University Heights LP	99 Roger Williams Green Providence RI 02904	86	No
Fairfield University Heights LP	99 Roger Williams Green Providence RI 02904	86	No
Fairfield University Heights LP	99 Roger Williams Green Providence RI 02904	86	No
Fairfield University Heights, LP	99 Roger Williams Green Providence RI 02904	86	No
Fairfield University Heights, LP	99 Roger Williams Green Providence RI 02904	86	No
Famiglia e Amici Inc.	762 Hope Street Providence RI 02906	85	No
Fat Belly's Pub	125 Canal Street Providence RI 02903	85	No
FC Biltmore Hotel Management	11 Dorrance Street Providence RI 02903	86	No
FedEx Ground Package System, Inc.	29 Green Earth Way Johnston RI 02919	37	No
Fed-Rick Veal Company	125 Sutton Street Providence RI 02903	81	No
Fellini Pizzeria	166 Wickenden Street Providence RI 02903	85	No
Ferguson Animal Enterprises Inc.	660 Woonasquatucket Avenue North Providence RI 02911	99	No
Ferguson Perforating Company	130 Ernest Street Providence RI 02905	42	No
Ferrara's Hometown Bar & Grill	560 Killingly Street Unit F Johnston RI 02919	85	No

Field's Point
List of Permitted Users - 2017

Company	Facility Address	Category	Significant
FI Managment, LLC	929 North Main Street Providence RI 02904	92	No
Figidini Wood Fire Eatery, LLC	67 Washington Street Providence RI 02903	85	No
Finest Car Wash	38 Pleasant Valley Parkway Providence RI 02908	97	No
Firehouse No. 13, LLC	41 Central Street Providence RI 02907	85	No
First Casting, Inc.	64 Dyerville Avenue Johnston RI 02919	59	No
Flatbread Providence, Inc.	161 Cushing Street Providence RI 02906	85	No
Fondue Providence, LLC	199 Providence Place Providence RI 02903	85	No
Food and Beverage Corp.	44 Custom House Street Providence RI 02903	85	No
Food Corp	863 Broad Street Providence RI 02907	82	No
Food For The Soul	149 Admiral Street Providence RI 02908	85	No
Fortnight Wine Bar, LLC	79 Dorrance Street Providence RI 02903	85	No
Forty-Four Donuts, Inc.	39A Putnam Pike Johnston RI 02919	85	No
Four Season's Restaurant	361 Reservoir Avenue Providence RI 02907	85	No
Freeway Car Wash	1880 Westminster Street Providence RI 02909	97	No
Friendly Laundromat, Inc.	1000 Chalkstone Avenue Providence RI 02908	92	No
Friendly's	1883 Mineral Spring Avenue North Providence RI 02904	85	No
Friskie Fries	751 Hartford Avenue Johnston RI 02919	85	No
Friskie Fries	100 Washington Street Providence RI 02903	85	No
Froyo World	219 Thayer Street Providence RI 02906	85	No
Fruity Franchise	755 Westminster Street Providence RI 02903	85	No
Fu Ming Chinese Restaurant	9 Greenville Avenue Johnston RI 02919	85	No
Fuji Chen	Providence Place Mall Providence RI 02903	85	No
Fuji Restaurant Group, Inc.	1190 North Main Street Providence RI 02904	85	No
G&R Daou, Inc	9 Wayland Square Providence RI 02906	85	No
G. Tanury Plating Company	100 Railroad Avenue Johnston RI 02919	11	Yes
Gano Holdings, LLC	220 India Street Providence RI 02903	86	No
Gao & Gao, Inc.	1463 Atwood Avenue Johnston RI 02919	85	No
Garden of Eve	405 Harris Avenue Providence RI 02909	85	No
Ga-Rel Manufacturing Company	564 Manton Avenue Providence RI 02909	44	No
Genesis Marketing Group - Warren Avenue	2 Warren Avenue North Providence RI 02911	42	No
Geneva Diner	1162 Douglas Avenue North Providence RI 02904	85	No
Geoff's Superlative Sandwiches - Benefit	163 Benefit Street Providence RI 02903	85	No
GIFU Providence, Inc.	Providence Place Mall Providence RI 02903	85	No

Field's Point
List of Permitted Users - 2017

Company	Facility Address	Category	Significant
Gilbane Building Company	7 Jackson Walkway Providence RI 02903	53	No
Godiva Chocolatier	110 Providence Place Providence RI 02903	85	No
Golden City	39 Putnam Pike Johnston RI 02919	85	No
Golden Crest Nursing Centre	100 Smithfield Road North Providence RI 02904	86	No
Golden Palace Chinese Restaurant	725 Branch Avenue Providence RI 02907	85	No
Golden Pot, Inc.	150 Elmwood Avenue, Suite 3 Providence RI 02907	85	No
Gorditas, Inc.	351 Atwells Avenue Providence RI 02903	85	No
Gothic Pewter LLC	95 Hathaway Street, Suite 31 Providence RI 02907	43	No
GQS Providence, Inc.	326 Westminster Street Providence RI 02903	85	No
Gracie's Ventures	194 Washington Street Providence RI 02903	85	No
Greco Brothers Inc.	1 Greco Lane Providence RI 02909-2616	27	No
Green Apple	168 Atwells Avenue Providence RI 02903	85	No
Green Basil Thai Restaurant	2086 Mineral Spring Avenue North Providence RI 02911	85	No
Greystone Auto Center	129 Waterman Avenue North Providence RI 02911	97	No
Group Theory	183 Angell Street Providence RI 02906	85	No
Guido Murphy, Inc.	1874 Mineral Spring Avenue North Providence RI 02904	85	No
H and A Kitchen	92 Carpenter Street Providence RI 02903	85	No
H&S Management, LLC	1401 Douglas Avenue North Providence RI 02904-4058	85	No
HABC LLC	122 Fountain Street Providence RI 02903	85	No
Hamov- Hotov LLC	761 Hartford Avenue Johnston RI 02919	85	No
Harrison Casting	15 Joy Street Johnston RI 02919	51	No
Hartford Laundromat, Inc.	401 Hartford Avenue Providence RI 02909	92	No
Haruki East Ltd.	172 Wayland Avenue Providence RI 02906	85	No
Hasbro	1 Hasbro Place Providence RI 02903	86	No
Haven Brothers Diner	72 Spruce Street Providence RI 02903-1557	85	No
Hei Place	One Commerce Way Johnston RI 02919	85	No
Hemenway's Seafood Grill & Oyster Bar	121 South Main Street Providence RI 02903	85	No
High Tide Food Concepts LLC	71 Washington Street Providence RI 02903	85	No
Highlander Charter School	42 Lexington Avenue Providence RI 02907	86	No
Hillview Auto Body	105 Railroad Avenue Johnston RI 02919	97	No
Himalayan Group, LLC	234 Wickenden Street Providence RI 02903	85	No
HNR, LLC	300 George Waterman Road Johnston RI 02919	85	No
Hobbs Brook Management LLC	1301 Atwood Avenue Johnston RI 02919	86	No

**Field's Point
List of Permitted Users - 2017**

Company	Facility Address	Category	Significant
Hobbs Brook Management, LLC	270 Central Avenue Johnston RI 02919	86	No
Hodosh Dental Associates, Inc.	243 Elmwood Avenue Providence RI 02907	94	No
Hoey-Arpin-Williams-King Funeral Home	168 Academy Avenue Providence RI 02908	96	No
Home and Hospice Care of Rhode Island	1085 North Main Street Providence RI 02904	86	No
Homefries Restaurant	1417 Atwood Avenue Johnston RI 02919	85	No
Hometown Pizza and Subs	620 Killingly Street Johnston RI 02919	85	No
Honey Dew Donuts (Allens)	460 Allens Avenue Providence RI 02905	85	No
Hope Creamery	569 Branch Avenue Providence RI 02904	85	No
Hope Street KFC Inc.	805 North Main Street Providence RI 02904	85	No
Hopkins Manor Ltd	610 Smithfield Road North Providence RI 02904	86	No
Hot Club	25 Bridge Street Providence RI 02903	85	No
Housing Authority of the City of Prov.	243 Smith Street Providence RI 02908	86	No
Hudson Services, Inc.	101 Cranston Street Providence RI 02907	92	No
Hudson Street Deli, LLC	93 Sycamore Street Providence RI 02909	85	No
Hurd Auto Mall LLC	1669 Hartford Avenue Johnston RI 02919	97	No
I Love Mexico	283 Smith Street Providence RI 02908	85	No
I. Broomfield & Son, Inc.	14 LeHigh Street Providence RI 02905	41	No
Ideal Plating & Polishing Co., Inc.	175 Public Street Providence RI 02903	11	Yes
IGT	10 Memorial Blvd Providence RI 02903	85	No
Imperial Tile & Marble Works Inc.	1006 Charles Street North Providence RI 02904	99	No
India House Inc.	261 Thayer Street Providence RI 02906	85	No
India Restaurant	1060 Hope Street Providence RI 02906	85	No
Induplate LLC	1 Greystone Drive North Providence RI 02911	11	Yes
International Chromium Plating	2 Addison Place Providence RI 02909	11	Yes
International Etching, Inc.	7 Ninigret Avenue Providence RI 02907	11	Yes
International Insignia Corporation	1280 Eddy Street Providence RI 02905	11	Yes
Ira Green, Inc.	177 Georgia Avenue Providence RI 02905	11	Yes
Istanbul Gourmet Market, LLC	1706 Mineral Spring Avenue North Providence RI 02904	82	No
Italia, LLC	659 Smith Street Providence RI 02908	85	No
Italian Dessert Service Import, Inc.	59 DePasquale Plaza Providence RI 02903	85	No
Ivy Tavern	758 Hope Street Providence RI 02906	85	No
Izzi Orthodontics	1351 Smith Street North Providence RI 02911	94	No
J & M Convenience Store	718 Plainfield Street Providence RI 02909	85	No

**Field's Point
List of Permitted Users - 2017**

Company	Facility Address	Category	Significant
J & W - 91 Friendship	91 Friendship Street Providence RI 02903	53	No
J & W - Athletics Practice Facility	60 Harborside Boulevard Cranston RI 02905	85	No
J & W - Cuisinart Center for Culinary Excellence	333 Shipyard Street Providence RI 02905	86	No
J & W - East Hall	1 Washington Avenue, CUE Providence RI 02905	86	No
J & W - Friedman Center	321 Harborside Boulevard Providence RI 02905	86	No
J & W - Imperial Hall	15 Hospital Street Providence RI 02903	86	No
J & W - John Hazen White Center	30 Chestnut Street Providence RI 02903	85	No
J & W - Renaissance Hall	101 Cedar Street Providence RI 02903	86	No
J & W - South Hall	1 Washington Ave Providence RI 02905	86	No
J & W - Taco Center Criminalistics Lab	10 Abbott Park Place Providence RI 02903	95	No
J & W - West Hall	1 Washington Avenue, CUW Providence RI 02905	86	No
J & W - Wildcat Center	305 Shipyard Street Providence RI 02905	86	No
J & W - Xavier Mercy Hall	60 Broad Street Providence RI 02903	86	No
J & W Chestnut Street	75 Chestnut Street Providence RI 02903	95	No
J & W Xavier Academics Center	261 Pine Street Providence RI 02903	86	No
J & W-Chestnuts	59 Chestnut Street Providence RI 02903	85	No
J & W-Harborside Academics	265 Harborside Blvd. Providence RI 02905	86	No
J & W-McNaulty Hall	101 Pine Street Providence RI 02903	86	No
J & W-Snowden Hall	32 Page Street Providence RI 02903	86	No
J.F. Skeffington Funeral Home	925 Chalkstone Avenue Providence RI 02908	96	No
J.M.V. Pizza & Subs	35 Smithfield Road North Providence RI 02904	85	No
J.T.O. AAMCO, Inc.	422 Silver Spring Street Providence RI 02904	42	No
JAAR Realty, LLC	146 Acorn Street Providence RI 02903	85	No
Jacky's Galaxy Providence	Water Place Towers, 200 Exchange Street Providence RI 02903	85	No
Jacky's Restaurant and Banquets	1488 Mineral Spring Avenue North Providence RI 02904	85	No
Jacob Werba	655 Broad Street Providence RI 02907	94	No
Jahunger	333 Wickenden Street Providence RI 02903	85	No
Jains's Laundry, Inc.	39 Putnam Pike Johnston RI 02919	92	No
JAMRA, Inc.	680 Admiral Street Providence RI 02908	85	No
Jan Co Central, Inc.	155 Thurbers Avenue Providence RI 02905	85	No
Jan Co, Inc.	1375 Hartford Avenue Johnston RI 02919	85	No
Jan Co. Central, Inc.	9 Putnam Pike Johnston RI 02919	85	No
Jaques, Ltd.	234 Thayer Street Providence RI 02906	85	No

**Field's Point
List of Permitted Users - 2017**

Company	Facility Address	Category	Significant
Jeanette's Bakery	348 Branch Avenue Providence RI 02904	81	No
JH Restaurant Providence LLC	36 Exchange Terrace Providence RI 02903	85	No
Jiang Li, LLC	1025 Chalkstone Avenue Providence RI 02908	92	No
JJ Group, Inc.	1386 Atwood Avenue Johnston RI 02919	85	No
JLC Foods, Inc.	1920 Mineral Spring Avenue North Providence RI 02904	85	No
JL's Dana's Sports Lounge	1410 R Mineral Spring Avenue North Providence RI 02904	85	No
JMA Inc.	393 Charles Street Providence RI 02904	85	No
Joest LLC	134 Atwells Avenue Providence RI 02903	85	No
John T. A. Romano DDS, Inc.	463 Broadway Providence RI 02909	94	No
Johnston Donuts Inc.	1680 Hartford Avenue Johnston RI 02919	85	No
Johnston Express Wash, LLC	504 Killingly Street Johnston RI 02919	97	No
Johnston Family Dentistry	1136 Hartford Avenue Johnston RI 02919	94	No
Johnston Public Schools	4 School Street Johnston RI 02919	86	No
Johnston Senior Center	1291 Hartford Avenue Johnston RI 02919	86	No
Johnston Taco, LLC	1379 Atwood Avenue Johnston RI 02919	85	No
Jon Roc Linc	100 Twin River Road Lincoln RI 02865	85	No
Jozon Enterprises, Inc.	739 Hartford Avenue Providence RI 02919-5418	85	No
JPL Enterprises, LLC	1258 Broad Street Providence RI 02905	81	No
JRB LLC	318 Broadway Providence RI 02909	85	No
JR's Providence, LLC	371 Richmond Street Providence RI 02903	85	No
JTMJ, LLC	70 Battey Street Providence RI 02903-3546	81	No
JTMJ, LLC (Kennedy Plaza)	2 Kennedy Plaza Providence RI 02903	85	No
Karaoke Box	122 Fountain Street Providence RI 02903	85	No
KCW Management LLC	695 North Main Street Providence RI 02904	85	No
KD Hospitalities	32 Spruce Street Providence RI 02903	85	No
Kelly's Car Wash, Inc.	200 Charles Street Providence RI 02904	97	No
Ken Rocha Collision, LLC	555 Cranston Street Providence RI 02907	97	No
Ken Wok	1601 Mineral Spring Avenue North Providence RI 02904	85	No
Kentucky Fried Chicken (Johnston)	1477 Atwood Avenue Johnston RI 02919	85	No
Khoo Kitchen	633 Charles Street Providence RI 02904	85	No
King Restaurant, Inc.	262 South Water Street Providence RI 02903	85	No
Kitchenbar Restaurant	771 Hope Street Providence RI 02906	85	No
KJB Industries Inc.	49 Peck Street Providence RI 02903	85	No

**Field's Point
List of Permitted Users - 2017**

Company	Facility Address	Category	Significant
KLEOS-RI	250 Westminster Street Providence RI 02905	85	No
Knead Doughnuts	32 Custom House Street Providence RI 02903	85	No
Koi Palace, LLC	1027 Charles Street North Providence RI 02904	85	No
Kozy Group, LLC	1481 Broad Street Providence RI 02905	85	No
KSB LLC Subway	539C Smith Street Providence RI 02908	85	No
KVRH Foods Inc.	51 Silver Spring Street Providence RI 02904	85	No
L T Treats, Inc.	169 Providence Place Mall Providence RI 02903	85	No
L&R Granite Inc.	300 Morgan Avenue Johnston RI 02919	42	No
L.A. Baileys	1046 Charles Street North Providence RI 02904	85	No
L.N.P. Enterprises, Inc.	887 North Main Street Providence RI 02904	85	No
L/M Taco RI	1481 Mineral Spring Avenue North Providence RI 02911	85	No
L/M TacoRI Inc.	1304 Broad Street Providence RI 02905	85	No
La Artesa Bakery Inc.	216 Academy Avenue Providence RI 02908	81	No
La Broa Pizza	925 Broad Street Providence RI 02907	85	No
La Gran Parada	937 Broad Street Providence RI 02905	85	No
La Lin Enterprises, Inc.	524-528 Cranston Street Providence RI 02907	92	No
La Lupita Tacos Mexicanos LLC	1950 Westminster Street Providence RI 02909	85	No
La Mei Hot Pot	256 Broadway Providence RI 02903	85	No
La Poblanita Carniceria Mexicana	273 Academy Avenue Providence RI 02908	81	No
La Roca Restaurant	1150 Elmwood Avenue Providence RI 02907	85	No
La Rubia Cafeteria	338 Pocassett Avenue Providence RI 02909	85	No
La Rueda Restaurant	1421 Broad Street Providence RI 02905	85	No
La Sonrisa Cafeteria Restaurant	320 Broad Street Providence RI 02907	85	No
Ladder 133 Bar and Grill	133 Douglas Avenue Providence RI 02908	85	No
Lancellotta's Banquet Restaurant	1113 Charles Street North Providence RI 02904	85	No
Lanni Restaurant Group, LLC	16 Josephine Street North Providence RI 02904	85	No
LaSalle Academy	612 Academy Avenue Providence RI 02908	86	No
LaSalle Bakery	993 Smith Street Providence RI 02908	85	No
LaSalle Donuts Inc.	1009 Smith Street Providence RI 02908	85	No
Laughing Gorilla LLC	60 Valley Street Providence RI 02909	85	No
Laundromax - 1315 Broad Street, LLC	1315 Broad Street Providence RI 02905	92	No
Laundromax - 395 Admiral Street LLC	395 Admiral Street Providence RI 02908	92	No
Laundromax - 932 Atwells Ave LLC	932 Atwells Avenue Providence RI 02903	92	No

Field's Point
List of Permitted Users - 2017

Company	Facility Address	Category	Significant
Laundry World	722 Cranston Street Providence RI 02907-3059	92	No
Laurelmead Cooperative Inc.	355 Blackstone Boulevard Providence RI 02906	86	No
Lawrence P. Stephenson, DDS, Ltd.	1826 Mineral Spring Avenue North Providence RI 02904	94	No
Lawrence Page, DMD, Inc.	31 Elmgrove Avenue Providence RI 02906	94	No
LC Enterprises Inc.	1092 Chalkstone Avenue Providence RI 02908	85	No
LCP Providence Hotel Investment	139 Mathewson Street Providence RI 02903	86	No
Li Li Wok	600 Douglas Avenue Providence RI 02908	85	No
Light & Conforti DMDs, LLC	189 Waterman Street Providence RI 02906	94	No
Lighthouse Restaurant, Inc.	1665 Hartford Avenue Johnston RI 02919	85	No
Like No Udder, LLC	170 Ives Street Providence RI 02906	85	No
Lima Elementary School	222 Daboll Street Providence RI 02907	86	No
Lima Subs, LLC	306B Charles Street Providence RI 02904	85	No
L'Image	6 Industrial Lane Johnston RI 02919	42	No
Lincoln School	301 Butler Avenue Providence RI 02906	86	No
Livi's Pocket LLC	65 Weybosset Street, Unit 101 Providence RI 02903	85	No
LNP Enterprises, Inc.	1744 Mineral Spring Avenue North Providence RI 02911	85	No
Long Live Beerworks	425 West Fountain Street Providence RI 02903	89	No
Long River Restaurant	433 Plainfield Street Providence RI 02909	85	No
Los Andes Restaurant	903 Chalkstone Avenue Providence RI 02908	85	No
Louis Family Restaurant	286 Brook Street Providence RI 02906	85	No
Lovera VIP	1266 Broad Street Providence RI 02905	85	No
Lucky Kitchen	752 Hope Street Providence RI 02906	85	No
Luigi's Restaurant & Gourmet Express	1359 Hartford Avenue Johnston RI 02919	85	No
Luxe Burger Bar	5 Memorial Boulevard Providence RI 02903	85	No
M. G. Motors Inc.	1402 Atwood Avenue Johnston RI 02919	97	No
Mac-Gray Services, Inc.	550 Hartford Avenue Providence RI 02909	92	No
Magic Gas & Carwash, Inc.	1885 Mineral Spring Avenue North Providence RI 02911	97	No
Magna Spirits, Inc.	122 Washington Street Providence RI 02903	85	No
Mahr Federal Inc	1144 Eddy Street Providence RI 02905-4509	52	No
Mahr Federal Inc.	1139 Eddy Street Providence RI 02905	11	Yes
Mainelli Tool & Die, Inc.	30 Houghton Street Providence RI 02904	42	No
Mansolillo, Mansolillo & Mansolillo LLC	1347 Hartford Avenue Johnston RI 02919	94	No
Manton Donuts, Inc.	51 Manton Avenue Providence RI 02909	85	No

**Field's Point
List of Permitted Users - 2017**

Company	Facility Address	Category	Significant
Mare Restaurant, LLC	229 Waterman Street Providence RI 02906	85	No
Mark Precision, Inc.	70 Salmon Street Providence RI 02909	42	No
Markos Automotive	141 Manton Avenue Providence RI 02909	97	No
Martin S. Hanoian, DMD, Ltd.	595 Hope Street Providence RI 02906-2699	94	No
Maru-Ken, Inc.	69 Washington Street Providence RI 02903	85	No
Masala Indian Cuisine	1920 Mineral Spring Avenue North Providence RI 02904	85	No
Maya Bakery	113-115 Valley Street Providence RI 02909	81	No
Maya Guatemala, Inc.	264 Pocasset Avenue Providence RI 02909	85	No
McAllister Towing of Narragansett Bay	1 India Street Providence RI 02903	80	No
McAuley House	622 Elmwood Avenue Providence RI 02907	85	No
McBride's Pub	161 Wayland Avenue Providence RI 02906	85	No
McCormick & Schmick Restaurant	11 Dorrance Street Providence RI 02903	85	No
McDonalds - Branch Avenue	736 Branch Avenue Providence RI 02904	85	No
McDonald's/Kristin Foods, Inc.	1377 Atwood Avenue Johnston RI 02919	85	No
MCM Technologies	175 Dupont Drive Providence RI 02907	24	No
Meast, LLC	58 DePasquale Avenue Providence RI 02903	85	No
Meeting Street	1000 Eddy Street Providence RI 02905	86	No
Mega Solutions, LLC	250 Brook Street Providence RI 02906	85	No
Mekong Market	314 Broad Street Providence RI 02907	81	No
Meller Optics, Inc.	120 Corliss Street Providence RI 02904	27	No
Metallurgical Solutions, Inc.	85 Aldrich Street Providence RI 02905	11	Yes
Metro Motor, Inc.	1880 Hartford Avenue Johnston RI 02919	85	No
Metropolitan Career & Tech Ctr	325 Public Street Providence RI 02905	86	No
Mi Esquina Restaurant	1461 Broad Street Providence RI 02905	85	No
Mi Guatemala Restaurant	1049 Atwells Avenue Providence RI 02909	85	No
Mi Sueno Inc.	1070 Broad Street Providence RI 02905	85	No
Mills Coffee Roasting Co.	1058 Broad Street Providence RI 02905	89	No
Mills Tavern	101 North Main Street Providence RI 02903-1366	85	No
Mineral Spring Holdings, LLC	1527 Mineral Spring Avenue North Providence RI 02904	97	No
Minervas Pizza	20 South Angell Street Providence RI 02906	85	No
Minetin Frozen Yogurt	1 Providence Place Providence RI 02903	85	No
Miriam Hospital	164 Summit Avenue Providence RI 02906	90	No
Miriam Hospital - Rise Building	14 Third Street Providence RI 02906	95	No

**Field's Point
List of Permitted Users - 2017**

Company	Facility Address	Category	Significant
Miriam Hospital - West River Road	146 West River Street Providence RI 02904	94	No
Mohegan Johnston (SM) Subs, LLC	1412 Atwood Avenue Johnston RI 02919	85	No
Mohegan Johnston (SM), LLC	1412 Atwood Avenue Johnston RI 02919	85	No
Monahan-Drabble-Sherman	230 Waterman Street Providence RI 02906	96	No
Monarch Metal Finishing Co. - Aurora St.	29 Aurora Street Providence RI 02908	11	Yes
Monarch Metal Finishing, Inc.	189 Georgia Avenue Providence RI 02905	11	Yes
Moody Machine Products, Inc.	141 Carolina Avenue Providence RI 02905	21	No
Moran Foods, LLC	361 Reservoir Avenue Providence RI 02907	82	No
Moran Transportation Industries, Inc.	106 Francis Street Providence RI 02903	52	No
Morgan Mill Metals, LLC	25 Morgan Mill Road Johnston RI 02919	41	No
Moses Brown School	250 Lloyd Avenue Providence RI 02906	86	No
Mount Pleasant High School	434 Mount Pleasant Avenue Providence RI 02908	86	No
Mr. Biggs Saloon	1463 Atwood Avenue Johnston RI 02919	85	No
Mundo de Cigar	1622 Mineral Spring Avenue North Providence RI 02904	85	No
Muse Paintbar	117 North Main Street Providence RI 02903	99	No
Mutual Metals/Mutual Cornell	136 Corliss Street Providence RI 02904	43	No
My Car, Incorporated	1178 Atwood Avenue Johnston RI 02919	97	No
Nabsys 2.0 LLC	60 Clifford Street Providence RI 02903	95	No
Nami Japanese Restaurant	198 Atwells Avenue Providence RI 02903	85	No
Nara, LLC	248 Atwells Avenue Providence RI 02903	85	No
Narr. Electric (Allens Ave.)	642 Allens Avenue Providence RI 02905	44	No
Narr. Electric Co.-Vault Op.-FP	280 Melrose Street Providence RI 02907-2157	27	No
Narragansett Electric - Melrose Chiller	280 Melrose Street Providence RI 02907	51	No
Narragansett Improvement Co.	223 Allens Avenue Providence RI 02903	35	No
Narragansett Jewelry	100 Dupont Drive Providence RI 02907	11	Yes
Naseeb Corporation	912 Broad Street Providence RI 02907	85	No
Nathan Bishop Middle School	101 Sessions Street Providence RI 02906	86	No
National Amusements, Inc.	Ten Providence Place Providence RI 02903	99	No
NBC - Water Quality Science Building	Seven Service Road Providence RI 02905	95	No
NC Dental, Inc.	1387 Broad Street Providence RI 02905	94	No
Nero Enterprises	235 Promenade Street Suite 100 Providence RI 02905	85	No
New China	1331 Broad Street Providence RI 02905	85	No
New England Petroleum Terminal, LLC.	130 Terminal Road Providence RI 02905	59	No

**Field's Point
List of Permitted Users - 2017**

Company	Facility Address	Category	Significant
New Harvest Coffee	65 Weybosset Street (Unit 118) Providence RI 02903	85	No
New Rivers Restaurant Group Inc.	9 Steeple Street Providence RI 02903	85	No
New Wing Kee B-B-Q & Poultry	45 Central Street Providence RI 02907	85	No
NGC INC.	74 Railroad Avenue Johnston RI 02919	81	No
Nice Slice LLC	767 Westminster Street Providence RI 02903	85	No
Nickel Corporation	833-835 Hope Street Providence RI 02906	85	No
Nickel, Brass and Copper Wire, LLC	1 Horton Street Providence RI 02904	41	No
Nick's Auto Body, Inc.	44 Bradford Street Providence RI 02903	97	No
Nicks on Broadway	500 Broadway Providence RI 02909	85	No
NNC of Rhode Island, Inc.	1525 Hartford Avenue Johnston RI 02919	97	No
Noodles 102	102 Ives Street Providence RI 02906	85	No
Nordstrom, Inc.	6 Providence Place Providence RI 02903	85	No
Norman Brice Seggel	535 South Main Street Providence RI 02903	94	No
North Providence Dental Associates	1635 Mineral Spring Avenue North Providence RI 02904	94	No
North Providence High School	1828 Mineral Spring Avenue North Providence RI 02904	86	No
Northeast Environmental	472 Smith Street Providence RI 02908	95	No
Northland Environmental LLC	252 Allens Avenue Providence RI 02905-5002	43	No
NsGene, Inc.	225 Chapman Street, Suite 201 Providence RI 02906	95	No
Nueva San Salvador Bakery, Inc.	1075 Chalkstone Avenue Providence RI 02908	81	No
Number One Cleaners RI 2016, Inc.	629 Killingly Street Johnston RI 02919	92	No
Oak 'N' Willow LLC	460 Wickenden Street Providence RI 02903	85	No
Oberlin	186 Union Street Providence RI 02903	85	No
Ocean State Donuts, LLC	579 Atwells Avenue, Suite 101 Providence RI 02909	85	No
Ocean State Laundry	361 Reservoir Avenue Providence RI 02907	92	No
Ocean State Metals, Inc.	80 Delaine Street Providence RI 02909	46	No
Ocean State Peeled Potatoes	1587 Plainfield Pike Johnston RI 02919	81	No
Ocean State Sandwich Company	155 Westminster Street Providence RI 02903	85	No
Ogie's Trailer Park	1155 Westminster Street Providence RI 02909	85	No
Old Canteen Restaurant	120 Atwells Avenue Providence RI 02903	85	No
Olga's Cup and Saucer, Inc.	103 Point Street Providence RI 02903	85	No
Olneyville NY System	18 Plainfield Street Providence RI 02909	85	No
Olson & Parent Funeral Home, Inc.	417 Plainfield Street Providence RI 02909	96	No
Olympic Pizza	1323 Broad Street Providence RI 02905	85	No

**Field's Point
List of Permitted Users - 2017**

Company	Facility Address	Category	Significant
Omni Providence Hotel	One West Exchange Street Providence RI 02903	86	No
On the Go Laundromat	783 Hope Street Providence RI 02906	92	No
Orbit Energy Rhode Island, LLC.	Scituate Avenue Johnston RI 02919	34	Yes
Organic Dyes and Pigments, LLC.	35 Livingston Street Providence RI 02904	22	Yes
OSI/Fleming's, LLC	1 West Exchange Street Providence RI 02903	85	No
Our Lady of the Rosary	21 Traverse Street Providence RI 02903	85	No
OV's Restaurant	489 Allens Avenue Providence RI 02905	85	No
P.F. Chang's China Bistro, Inc.	111 Providence Place Providence RI 02903	85	No
P.R.I. XVIII, L.P.	1 West Exchange Street Providence RI 02903	86	No
Panaderia El Paisano	928 Plainfield Street Johnston RI 02919	82	No
Panaderia El Quetzal, Inc.	445 Hartford Avenue Providence RI 02909	81	No
Pane E Vino	365 Atwells Avenue Providence RI 02903	85	No
Panera Bread	43 Providence Place Providence RI 02903	85	No
Papa Gino's	1450 Atwood Avenue Johnston RI 02919	85	No
Parkside Rotisserie & Bar	76 South Main Street Providence RI 02903	85	No
Parkview Bakery Cafe	1228 Broad Street Providence RI 02905	85	No
Pasha Lounge	840 Allens Avenue Providence RI 02905	85	No
Passionflower, Inc.	840 Allens Avenue Providence RI 02905	85	No
Pasta Beach Wayland Square LLC	195 Wayland Avenue Providence RI 02906	85	No
Pastiche	92 Spruce Street Providence RI 02903	85	No
Paul Cuffee High School	544 Elmwood Ave Providence RI 02907	86	No
Paul Cuffee School	459 Promenade Street Providence RI 02908	86	No
Paul's Dry Cleaning Services, Inc.	571 Hartford Avenue Providence RI 02909	92	No
Pauly Penta's Italian Deli	1290 Mineral Spring Avenue, Suite B North Providence RI 02904	85	No
Pediatric Dentistry	226 Waterman Street Providence RI 02906-4387	94	No
People's Baptist Church	1275 Elmwood Avenue Cranston RI 02907	85	No
Pepper Dining, Inc.	255 Collyer Street Providence RI 02904	85	No
Perel & Bilder, Inc.	116 Wayland Avenue Providence RI 02906	94	No
Periodontal Associates	189 Governor Street Providence RI 02906	94	No
Periodontics, Inc.	167 Gano Street Providence RI 02906	99	No
Persimmon Restaurant, LLC	99 Hope Street Providence RI 02906	85	No
Pescatore's Seafood, Inc.	1505 Atwood Avenue Johnston RI 02919	81	No
PG Foods Inc.	1017 Smith Street Providence RI 02908	85	No

**Field's Point
List of Permitted Users - 2017**

Company	Facility Address	Category	Significant
Philip D. Barr, DDS	247 South Main Street Providence RI 02903	94	No
Pho Horn's Inc.	50 Ann Mary Street Pawtucket RI 02860	85	No
Pierce Manor	20 Grand Street Providence RI 02907	86	No
Pilgrim Screw Corporation	120 Sprague Street Providence RI 02907	11	Yes
Pine Street Ale House, LLC	52 Pine Street Providence RI 02903	85	No
Pinkberry	128 Providence Place, Level 3 Providence RI 02903	85	No
Pitos Restaurant I	1029 Broad Street Providence RI 02905	85	No
Pizza J	967 Westminster Street Providence RI 02903	85	No
Pizza Palace	1583 Plainfield Pike Johnston RI 02919	85	No
Pizza Pie Er	374 Wickenden Street Providence RI 02903	85	No
Pizza Queen - Smith Street	895 Smith Street Providence RI 02908	85	No
Pizza Queen - Weybosset Street	215 Weybosset Street Providence RI 02903	85	No
Pizzeria Gusto, Inc.	259 Broadway Providence RI 02903	85	No
PJ's Pub of Johnston LLC	198 Putnam Pike Johnston RI 02919	85	No
Planned Parenthood of Southern N.E. Inc.	111 Point Street Providence RI 02903	95	No
Pocasset Bay Retirement Community	12 Old Pocasset Lane Johnston RI 02919	86	No
Poke For Me 4, LLC	213 Thayer Street Providence RI 02906	85	No
Pollo Campero	661 Atwells Avenue Providence RI 02909	85	No
Popeye's Chicken	77 Reservoir Avenue Providence RI 02909	85	No
Popeye's Chicken and Biscuits	Providence Place Mall Providence RI 02903	85	No
Portion Meat Associates	356 Valley Street Providence RI 02908	81	No
Portland Transmission Co.	290 Smith Street Providence RI 02908	42	No
Pranzi Catering	10 Rosario Drive Providence RI 02909	85	No
PRI I	21 Atwells Ave Providence RI 02903	85	No
PRI I, LP	21 Atwells Avenue Providence RI 02903	86	No
Price Rite	325 Valley Street Providence RI 02908	82	No
PRII, LP	21 Atwells Avenue Providence RI 02903	85	No
Prince Enameling Company, Inc.	10 Alcazar Avenue Johnston RI 02919	42	No
Princess and Sons Three, LLC	1755 Smith Street North Providence RI 02911	85	No
Princess Enterprises II, Inc.	583 Elmwood Avenue Providence RI 02907	85	No
Prospect CharterCARE RWMC, LLC	825 Chalkstone Avenue Providence RI 02908	90	No
Prospect CharterCARE RWMC, LLC (Maude)	50 Maude Street Providence RI 02908	90	No
Prospect CharterCARE SJHSRI	200 High Service Avenue North Providence RI 02904	90	No

**Field's Point
List of Permitted Users - 2017**

Company	Facility Address	Category	Significant
Prospect CharterCARE SJHSRI, LLC	21 Peace Street Providence RI 02907	90	No
Prothera Biologics, Inc.	349 Eddy Street Providence RI 02903	95	No
Prov. College- Albertus Magnus/Sowa Hall	Providence College Campus Providence RI 02918	95	No
Prov. College- Suite Building	Providence College Campus Providence RI 02918	86	No
Prov. College-Peterson Recreation Center	Providence College Campus Providence RI 02918	89	No
Prov. Journal Co. - Production Facility	1 Providence Place Way Providence RI 02903	24	Yes
Providence Auto Body, Inc.	350 Silver Spring Street Providence RI 02904	97	No
Providence Career & Technical Academy	41 Fricker Street Providence RI 02903	86	No
Providence Coal Fired Pizza	385 Westminster Street Providence RI 02903	85	No
Providence College - Alumni Hall	Providence College Campus Providence RI 02918	86	No
Providence College - Aquinas Hall	Providence College Campus Providence RI 02918	86	No
Providence College - Bedford Hall	Providence College Campus Providence RI 02918	86	No
Providence College - Ceramics	Providence College Campus Providence RI 02918	89	No
Providence College - Davis Hall	Providence College Campus Providence RI 02918	86	No
Providence College - Ditragia Hall	Providence College Campus Providence RI 02918	86	No
Providence College - Fennell Hall	Providence College Campus Providence RI 02918	86	No
Providence College - Guzman Hall	Providence College Campus Providence RI 02918	86	No
Providence College - Hickey Hall	Providence College Campus Providence RI 02918	95	No
Providence College - Hunt-Cavanagh	Providence College Campus Providence RI 02918	93	No
Providence College - Italy Street	7 Italy Street Providence RI 02918	97	No
Providence College - Joseph Hall	Providence College Campus Providence RI 02918	86	No
Providence College - Mal Brown Hall	Providence College Campus Providence RI 02918	86	No
Providence College - McDermott Hall	Providence College Campus Providence RI 02918	86	No
Providence College - McVinney Hall	Providence College Campus Providence RI 02918	86	No
Providence College - Meagher Hall	Providence College Campus Providence RI 02918	86	No
Providence College - Raymond Hall	Providence College Campus Providence RI 02918	86	No
Providence College - Schneider Arena	Providence College Campus Providence RI 02918	89	No
Providence College- Cunningham Hall	Providence College Campus Providence RI 02918	86	No
Providence College- Smith Ctr. for Arts	Providence College Campus Providence RI 02918	99	No
Providence College-Power Plant	Huxley Avenue Providence RI 02918	53	No
Providence College-School of Business	Providence College Campus Providence RI 02918	85	No
Providence College-Service Building	Providence College Campus Providence RI 02918	99	No
Providence College-St. Aquinas Priory	Providence College Campus Providence RI 02918	86	No

**Field's Point
List of Permitted Users - 2017**

Company	Facility Address	Category	Significant
Providence Community Health Centers, Inc	335R Prairie Avenue Providence RI 02905	94	No
Providence Community Library	1 Olneyville Square Providence RI 02909	84	No
Providence Elementary School	50 Springfield Street Providence RI 02909	86	No
Providence Housing Authority	50 Laurel Hill Avenue Providence RI 02909	86	No
Providence Oyster Bar	283 Atwells Avenue Providence RI 02903	85	No
Providence Pancakes, Inc.	45 Pleasant Valley Parkway Providence RI 02908	85	No
Providence Parks Department	350 Niantic Avenue Providence RI 02907	85	No
Providence Place Pockets	288 Thayer Street Providence RI 02906	85	No
Providence Prime	279 Atwells Avenue Providence RI 02903	85	No
Providence Public Safety Complex	325 Washington Street Providence RI 02903	86	No
Providence River Animal Hospital	131 Point Street Providence RI 02903	99	No
Providence School Department	65 Greenwich Avenue Providence RI 02907	86	No
Providence School Department	60 Camden Avenue Providence RI 02908	86	No
Providence School Dept.	152 Springfield Street Providence RI 02909-5833	86	No
Providence Schools	1450 Broad Street Providence RI 02908	86	No
Providence Schools	99 Kenyon Street Providence RI 02903	86	No
Providence Schools - 797 Cafe	797 Westminster Street Providence RI 02903	85	No
Providence Specialty Products	33 Dearborn Street Providence RI 02909	34	Yes
Providence Water	125 Dupont Drive Providence RI 02907	37	No
Pure Haven, LLC	One Carding Lane Johnston RI 02919	35	No
Putnam Street Laundromat Inc.	72 Putman Street Providence RI 02909	92	No
PVDonuts, LLC	79 Ives Street Providence RI 02906	85	No
Quality Beef Co., Inc.	25 Bath Street Providence RI 02908	81	No
Quality Seafood	23 A Greenville Avenue Johnston RI 02919	81	No
Quality Spraying Technologies	150 Park Lane Providence RI 02907	27	No
Quay, LLC	200 Exchange Street, Unit A Providence RI 02903	85	No
Quest Diagnostics Inc. (Atwood)	1524 Atwood Avenue, Suite LL1 Johnston RI 02919	95	No
R & J Manufacturing Company	One Carding Lane Johnston RI 02919	24	No
R.I. Beef & Veal, Inc	60 Armento Street Johnston RI 02919	81	No
R.I. D.O.T.-Materials Testing	Two Capitol Hill Providence RI 02903	95	No
R.I. Hospital - Coro Building	167 Point Street Providence RI 02903	95	No
R.I. Hospital - Hasbro Childrens	593 Eddy Street Providence RI 02903	90	No
R.I. Provision Company	5 Day Street Johnston RI 02919	81	No

**Field's Point
List of Permitted Users - 2017**

Company	Facility Address	Category	Significant
R.I.P.T.A. - 750 Elmwood	750 Elmwood Avenue Providence RI 02907	37	No
R.I.P.T.A. - Bus Cleaning	265 Melrose Street Providence RI 02905	37	No
R.I.P.T.A. - Para-Transit Facility	705 Elmwood Avenue Providence RI 02907	37	No
R.I.P.T.A.-New Bus Facility	269 Melrose Street Providence RI 02907	37	No
RAA, Inc.	141 Atwells Avenue Providence RI 02903	85	No
Rain Car Wash	140 Vandewater Street Providence RI 02908	97	No
Rainbow Cleaners, Inc.	101 Reservoir Avenue Providence RI 02907	92	No
Ralde LLC	718 Plainfield Street Providence RI 02909	92	No
Rangina, Inc.	936 Atwells Avenue Providence RI 02909	85	No
Ran-Zan	1084 Hope Street Providence RI 02906	85	No
Rasmey Corp.	1088 Chalkstone Providence RI 02908	85	No
RB Donuts, Inc.	10 Waterman Avenue North Providence RI 02911	85	No
RCJ Inc.	55 Pine Street Providence RI 02903	85	No
Reali's Fine Italian Cuisine	79 Putnam Pike Johnston RI 02919	85	No
Rebel Lounge and Restaurant	50 Exchange Terrace Providence RI 02903	85	No
Red Ginger	560 Killingly Street Johnston RI 02919	85	No
Red Stripe East Side, LLC.	465 Angell Street Providence RI 02906	85	No
Regency Plaza	One Regency Plaza Providence RI 02903	86	No
Regency Plaza - East Building #3	Three Regency Plaza Providence RI 02903	86	No
Regency Plaza - West Building #2	Two Regency Plaza Providence RI 02903	86	No
Renaissance Providence	5 Avenue of the Arts Providence RI 02903	86	No
Reservoir Avenue School	156 Reservoir Avenue Providence RI 02907	86	No
Restaurant Associates of Prov. LLC I	61 Orange Street Providence RI 02903	85	No
Restaurant Associates of Prov. LLC II	61 Orange Street Providence RI 02903	85	No
Restaurant Mexico Garibaldi	948 Atwells Avenue Providence RI 02909	85	No
Rhode Island Billiards Club	2026 Smith Street North Providence RI 02911	85	No
Rhode Island Blood Center	405 Promenade Street Providence RI 02908-4811	95	No
Rhode Island Chemical Corporation	754 Branch Avenue Providence RI 02904	43	No
Rhode Island College - Connection 1	600 Mount Pleasant Avenue Providence RI 02908	89	No
Rhode Island College - Connection 2	600 Mount Pleasant Avenue Providence RI 02908	43	No
Rhode Island College - Connection 3	600 Mount Pleasant Avenue Providence RI 02908	99	No
Rhode Island College - Connection 4	600 Mount Pleasant Avenue Providence RI 02908	86	No
Rhode Island Convention Center	One Sabin Street Providence RI 02903	86	No

**Field's Point
List of Permitted Users - 2017**

Company	Facility Address	Category	Significant
Rhode Island Favorite Chicken III, LLC	539 Smith Street Providence RI 02908	85	No
Rhode Island Heat Treating Co.	81 Aldrich Street Providence RI 02905	51	No
Rhode Island Hospital	593 Eddy Street Providence RI 02903	90	No
Rhode Island Resource Recovery Corp.	65 Shun Pike Johnston RI 02919	34	Yes
Rhode Rockets Inc.	40 Providence Place Providence RI 02903	85	No
RI Community Food Bank	200 Niantic Avenue Providence RI 02907	85	No
RI Dept Health, Div. of Labs & Med. Exam	50 Orms Street Providence RI 02904	95	No
RI Mt Fuji Inc.	80 Dean Street Providence RI 02903	85	No
RIBC Properties, LLC	395 Promenade Street Providence RI 02908	95	No
Ricci Family Dentistry	1252 Smith Street Providence RI 02908	94	No
Rich Group	1284 Plainfield Street Johnston RI 02919	52	No
RISD - 15 Westminster Street	15 Westminster Street Providence RI 02903	86	No
RISD - Auditorium	1 Canal Street Providence RI 02903	84	No
RISD - Bank Building	27 Market Square Providence RI 02903	99	No
RISD - Bayard-Ewing Building	231 South Main Street Providence RI 02903	99	No
RISD - Benson Hall	235 Benefit Street Providence RI 02903	24	No
RISD - Central Power Plant	7 - 14 North Main Street Providence RI 02903	52	No
RISD - College Building	2 College Street Providence RI 02903	23	No
RISD - Design Center	30 North Main Street Providence RI 02903	93	No
RISD - Dexter House Garage	187 Benefit Street Providence RI 02903	99	No
RISD - East Hall	48 Waterman Street Providence RI 02903	86	No
RISD - Fletcher Building	212 Union Street Providence RI 02903	99	No
RISD - Homer Hall	55 Angell Street Providence RI 02903	86	No
RISD - Industrial Design Building	161 South Main Street Providence RI 02903	99	No
RISD - Market House	4 North Main Street Providence RI 02903	84	No
RISD - Mason (CIT) Building	212 Union Street Providence RI 02903	99	No
RISD - Memorial Hall	226 Benefit Street Providence RI 02903	99	No
RISD - Metcalf Building	9 North Main Street Providence RI 02903	43	No
RISD - Museum	224 Benefit Street Providence RI 02903	85	No
RISD - Nickerson Hall	55 Angell Street Providence RI 02903	86	No
RISD - Refectory	55 Angell Street Providence RI 02903	85	No
RISD - South Hall	48 Waterman Street Providence RI 02903	86	No
RISD - Washington Building	20 Washington Place Providence RI 02903	99	No

**Field's Point
List of Permitted Users - 2017**

Company	Facility Address	Category	Significant
RISD - Waterman Building	13 Waterman Street Providence RI 02903	99	No
RISD - Winston Clock Tower	55 Angell Street Providence RI 02903	53	No
RISD-Colonial Apartments	171 Benefit Street Providence RI 02903	86	No
RISD-Illustration Studies Building	55 Canal Street Providence RI 02903	84	No
RISD-What Cheer Garage	28 Meeting Street Providence RI 02903	84	No
Ristorante Lucia	154 Atwells Avenue Providence RI 02903	85	No
Rita's Pizza	496 Cranston Street Providence RI 02907	85	No
RJ Franco Inc.	76 Westminster Street Providence RI 02903	85	No
Robert L. Bailey Elementary School	65 Gordon Avenue Providence RI 02905	86	No
Roberts Polishing	928 Plainfield Street Johnston RI 02919	46	No
Roger Williams Zoo	1000 Elmwood Avenue Providence RI 02907	85	No
Roger Williams Zoo - Carousel Cafe	1000 Elmwood Avenue Providence RI 02907	85	No
Roger Williams Zoo - Wilderness Cafe	1000 Elmwood Avenue Providence RI 02907	85	No
Rogue Island Group LLC	65 Weybosset Street, Unit 108 Providence RI 02903	85	No
ROM Deli, Inc.	100 Fountain Street - Unit 1C Providence RI 02903	85	No
Roma LLC	310 Atwells Avenue Providence RI 02903	85	No
Ronit Corporation	579 Atwells Avenue, Suite 102E Providence RI 02909	85	No
Ron's Pastry Gourmet	170 Royal Little Drive Providence RI 02904-1860	81	No
Rosa Mia Pizza and More	133 Greenville Avenue Johnston RI 02919	85	No
Rosalina - RI	50 Aborn Street Providence RI 02903	85	No
Rosario Society	17 Rosario Drive Providence RI 02903	85	No
Rossi's Cold Cuts & Deli	1877 Smith Street North Providence RI 02911	85	No
Ruby Thai Providence Place, Inc.	1 Providence Place, Space #5145 Providence RI 02903	85	No
Ruby Tuesday #4628	1386 Atwood Avenue Johnston RI 02919	85	No
Ruby, Inc.	133 Atwells Avenue Providence RI 02903	85	No
Rue Bis	95 South Street Providence RI 02903	85	No
Russell J. Boyle & Son	331 Smith Street Providence RI 02908	96	No
RVS Mfg. Co.	387 George Waterman Road Johnston RI 02919	41	No
Ryan Health Center, Inc.	80 Morgan Avenue Johnston RI 02919-6768	86	No
S&D Eddy, LLC	850 Eddy Street Providence RI 02905	85	No
S.B. Winsor Dairy	18 Clinton Street Johnston RI 02919	84	No
SAC Inc.	265 Atwells Avenue Providence RI 02903	85	No
Sage Manufacturing Company, Inc.	24 Althea Street Providence RI 02907	43	No

**Field's Point
List of Permitted Users - 2017**

Company	Facility Address	Category	Significant
Saint Elizabeth Assisted Living	109 Melrose Street Providence RI 02903	86	No
Sajo's Gourmet Pizzeria	85 Richmond Street Providence RI 02903	85	No
Saki's Pizzeria	199 Weybosset Street Providence RI 02903	85	No
Sakura Restaurant, Inc.	231 Wickenden Street Providence RI 02903	85	No
Salon Bar LLC	57 Eddy Street Providence RI 02903	85	No
Sal's Bakery	1288 Chalkstone Avenue Providence RI 02908	81	No
Salvatore Mancini Resource and Activity	Two Atlantic Boulevard North Providence RI 02911	86	No
Sam's New York System	1031 Mineral Spring Avenue North Providence RI 02904	85	No
Samuel Sinclair Dental Center	593 Eddy Street Providence RI 02903	94	No
Sangtong, LLC	167 Ives Street Providence, RI RI 02906	85	No
Sans Gluten Artisan Bakery	39 Greenville Avenue, Unit D Johnston RI 02919	81	No
Saptagiri LLC	100 Twin River Road Lincoln RI 02865	85	No
Sara Foods LLC	145 Dean Street Providence RI 02903	85	No
Sazon Disla Food Mart, Inc.	574 Plainfield Street Providence RI 02909	85	No
SCI Rhode Island Funeral Services, LLC	971 Branch Avenue Providence RI 02904	96	No
SCI RI Funeral Services LLC	627 Union Avenue Providence RI 02909	96	No
Scialo Bros. Bakery	257 Atwells Avenue Providence RI 02903	81	No
Scrambler's II, Inc.	2 Greenville Avenue Johnston RI 02919	85	No
Sea Coast Investment Corp	334 Westminster Street Providence RI 02903	85	No
Serendipity Heaven	173 Weybosset Street Providence RI 02903	85	No
Seven Sisters Restaurant	292 Pocasset Avenue Providence RI 02909	85	No
Seven Stars Bakery	820 Hope Street Providence RI 02906	85	No
Seven Stars Bakery (Broadway)	342 Broadway Providence RI 02909	85	No
Shanghai Restaurant Inc.	272 Thayer Street, Unit # 2 Providence RI 02906	85	No
Shaw's Supermarket Store #7443	15 Smithfield Road N. Providence RI 02904	82	No
Shell Oil Products Company	1680 Hartford Avenue Johnston RI 02919	97	No
Shore's Market, Inc.	1590 Mineral Spring Avenue North Providence RI 02904	82	No
Sicilia's Pizzeria	181 Atwells Avenue Providence RI 02903	85	No
Siena, Inc.	236 - 238 Atwells Avenue Providence RI 02903	85	No
Simplex Engine & Machine, Inc.	1011 Westminster Street Providence RI 02903-4022	42	No
Simply Seasonal	1839 Smith Street North Providence RI 02911	85	No
Sin LLC	1413 Westminster Street Providence RI 02905	85	No
SJM Brothers LLC	269 Valley Street Providence RI 02909	85	No

**Field's Point
List of Permitted Users - 2017**

Company	Facility Address	Category	Significant
SJM Brother's LLC	269 Valley Street Providence RI 02909	85	No
Smith Hill Laundromat	411 Smith Street Providence RI 02908	92	No
Smith Street Donuts, Inc	251 Smith Street Providence RI 02908-4954	85	No
Smith Street Little Caesars LLC	539 Smith Street Providence RI 02908	85	No
Snookers Inc.	53 Ashburton Street Providence RI 02904	85	No
Snow Associates	150 Washington Street Providence RI 02903	84	No
Something Different	1716 Mineral Spring Avenue North Providence RI 02904	81	No
Sophia Academy	582 Elmwood Avenue Providence RI 02908	86	No
Sophia Laundromat Inc.	215 Union Avenue Providence RI 02909	92	No
Sorrento Restaurant	1848 Smith Street North Providence RI 02911	85	No
South Beach Cafe	336 Atwells Avenue Providence RI 02903	85	No
Specialty Cleansing Company	1241 Smith Street Providence RI 02908	92	No
Spectrum Coatings Lab. Inc.	219 Chapman St. Providence RI 02905	46	No
Speedy Auto Service by Monro	1400 Atwood Avenue Johnston RI 02919	97	No
Speedy Pizza	2244 Mineral Spring Avenue North Providence RI 02911	85	No
Spike's Junkyard Dogs	485 Branch Avenue Providence RI 02904	85	No
Spirito's Restaurant	477 Broadway Providence RI 02909	85	No
Sprague Energy Corporation	144 Allens Avenue Providence RI 02903	52	No
Starbucks (Biltmore)	11 Dorrance Street Providence RI 02903	85	No
Starbucks (Financial Plaza)	One Financial Plaza Providence RI 02903	85	No
Starbucks Coffee Company #7419	468 Angell Street Providence RI 02906	85	No
Starbucks Corporation	1412 Atwood Avenue Johnston RI 02919	85	No
Steere House Nursing Center	100 Borden Street Providence RI 02903	86	No
Sterling Cleaners	288 Cranston Street Providence RI 02907	92	No
Steven A. Sack, D.M.D	151 Waterman Street Providence RI 02906	94	No
Steven W. Silverberg DDS	1637 Mineral Spring Avenue North Providence RI 02904	94	No
Stop & Shop Supermarket #703	11 Commerce Way Johnston RI 02919	82	No
Stop & Shop Supermarket #722	850 Manton Avenue Providence RI 02909	82	No
Stop & Shop Supermarket #724	1128 Mineral Spring Avenue North Providence RI 02904	82	No
Stop & Shop Supermarket #725	333 West River Street Providence RI 02904	82	No
Subway (Atwood Ave.)	1500 Atwood Avenue Johnston RI 02919	85	No
Subway (Kennedy Plaza)	2 Kennedy Plaza #2 Providence RI 02903	85	No
Sugarman-Sinai Memorial Chapel	458 Hope Street Providence RI 02906	96	No

**Field's Point
List of Permitted Users - 2017**

Company	Facility Address	Category	Significant
Summit R.I. SNF LLC	99 Hillside Avenue Providence RI 02906	86	No
Sun-Brite Laundromat	1557 Plainfield Pike Johnston RI 02919	92	No
Sur La Table	One Providence Place #3250 Providence RI 02903	85	No
Sura 153, Inc.	232 Westminster Street Providence RI 02903	85	No
Surface Coatings, LLC	26 Plymouth Street Providence RI 02907	11	Yes
Sutus, Inc.	93 Hope Street Providence RI 02906	85	No
Swan Point Cemetery	585 Blackstone Boulevard Providence RI 02906	97	No
Swash Autowash, LLC	850 Manton Avenue Providence RI 02909	97	No
SWG Promotions, LLC	6 Robin Street Providence RI 02908	99	No
Sydney Providence LLC	400 Exchange Street Unit F Providence RI 02903	85	No
T&N Restaurant	783 Hope Street Providence RI 02906	85	No
T&W Chinese Restaurant, Inc	550 Hartford Avenue Providence RI 02909	85	No
T.J.N. Restaurant, Inc.	326 Cranston Street Providence RI 02907	85	No
Taco Bell	165 Providence Place Mall Providence RI 02903	85	No
Tallulah's Taqueria	146 Ives Street Providence RI 02906	85	No
Taqueria Al Son De Mi Barrio	690 Atwells Avenue Providence RI 02909	85	No
Taste of India	230 Wickenden Street Providence RI 02903	85	No
Technodic, Inc.	245 Carolina Avenue Providence RI 02905	11	Yes
Tedesco's Sausage Shop	56 Greenville Avenue Johnston RI 02919	81	No
Tel-Aviv Cigar Bar & Grill LLC	25 Bridge Street Providence RI 02903	85	No
Tenares Supermarket	484 Cranston Street Providence RI 02907	82	No
Tercat Tool & Die Company, Inc.	31 Delaine Street Providence RI 02909	46	No
Teriyaki House	217 Westminster Street Providence RI 02903	85	No
The Abbey	686 Admiral Street Providence RI 02908	85	No
The Aesthetic Dental Studio of RI	2148 Mineral Spring Avenue North Providence RI 02911	94	No
The Allied Group	333 Bucklin Street Providence RI 02907	24	No
The Birch Group, LLC	200 Washington Street Providence RI 02903	85	No
The Cadillac Lounge	361 Charles Street Providence RI 02904	85	No
The Cheesecake Factory Restaurants, Inc.	94 Providence Place Providence RI 02903	85	No
The Corner Pocket Inc.	1428 Hartford Avenue Johnston RI 02919	85	No
The Corporate Cafe'	40 Westminster Street Providence RI 02903	85	No
The Dorrance, LLC	60 Dorrance Street Providence RI 02903	85	No
The Foundry Associates	297 Promenade Street Providence RI 02908	37	No

Field's Point
List of Permitted Users - 2017

Company	Facility Address	Category	Significant
The Genesis Center	620 Potters Avenue Providence RI 02907	86	No
The Grande LLC	224 Atwells Avenue Providence RI 02903	85	No
The Grange	166 Broadway Providence RI 02903	85	No
The Laundry Club	140 Medway Street Providence RI 02906	92	No
The Merit, LLC	292 Atwells Avenue Providence RI 02903	85	No
The Original Italian Bakery, Inc.	915 Atwood Avenue Johnston RI 02919	81	No
The Pizza Gourmet	357 Hope Street Providence RI 02906	85	No
The Providence Center	520 Hope Street Providence RI 02906	86	No
The Providence Center	528 - 530 North Main Street Providence RI 02904	86	No
The Providence Mint, Inc.	1205 Westminster Street Providence RI 02909	44	No
The Providence School Department	1655 Westminster Street Providence RI 02909-1893	86	No
The Salted Slate	186 Wayland Avenue Providence RI 02906	85	No
The Sandwich Hut	1253 North Main Street Providence RI 02904	85	No
The Sandwich Shop	8 Academy Avenue Providence RI 02908	85	No
The Sharpe Building	25 Holden Street Providence RI 02908	86	No
The Shop on Westminster	1551 Westminster Street Providence RI 02909	85	No
The Small Point Cafe	230 Westminster Street Providence RI 02903	85	No
The Soapbox LLC	783 Hope Street Providence RI 02906	92	No
The Vault Lounge	387 Atwells Avenue Providence RI 02909	85	No
The Washroom	1467 Atwood Avenue Johnston RI 02919	92	No
The Whiskey Republic	515 South Water Street Providence RI 02903	85	No
This Guy's Pizza	80 Greenville Avenue Johnston RI 02909	85	No
Thomas S. Mulvey DDS LLC	148 Waterman Street Providence RI 02906	94	No
Three Sisters, LLC	1074 Hope Street Providence RI 02906	85	No
Tienda y Taqueria Puebla	1070A Chalkstone Avenue Providence RI 02908	85	No
Times 2 Academy	50 Fillmore Street Providence RI 02908	86	No
Tina's Italian Kitchen	1525 Smith Street North Providence RI 02911	85	No
Toast and Eggs	2017 Smith Street North Providence RI 02911	85	No
Tokyo Restaurant	388 Wickenden Street Providence RI 02903	85	No
TOM FOOD LLC	1526 Smith Street North Providence RI 02911	85	No
Tommy's Pizza, Inc.	936 Chalkstone Avenue Providence RI 02908	85	No
Tony's Colonial Food	311 Atwells Avenue Providence RI 02903	85	No
Tool Craft Inc. / Ru-Mart Inc.	767 Hartford Avenue Johnston RI 02919	41	No

**Field's Point
List of Permitted Users - 2017**

Company	Facility Address	Category	Significant
Tool Time	75 South Street Providence RI 02903	85	No
Top of the Hill LLC	71 Bradford Street Providence RI 02903	85	No
Torg LLC	300 Broadway Providence RI 02903	85	No
Toro	175 Putnam Pike Johnston RI 02919	85	No
Tortilleria el Quetzal	451 Hartford Avenue Providence RI 02909	81	No
Tower Manufacturing Corp.	25 Reservoir Avenue Providence RI 02907	27	No
Town Laundry	599 Elmwood Avenue Providence RI 02907	92	No
Town of Johnston	One Memorial Avenue Johnston RI 02919	84	No
Trattoria Zooma	245 Atwells Avenue Providence RI 02903	85	No
Travelers Auto Body, Inc.	299 Allens Avenue Providence RI 02905	97	No
Triad Pizza, Inc.	1010 Chalkstone Avenue Providence RI 02905	85	No
Tri-Jay Company	2 Industrial Lane Johnston RI 02919	11	Yes
Trinity Brewhouse	186 Fountain Street Providence RI 02903	85	No
Trinity Management Co., LLC	343 Broad Street Providence RI 02907	85	No
Troy, LLC	890 Allens Avenue Providence RI 02905	85	No
True Bagels	222 Richmond Street Providence RI 02903	85	No
True Bagels Inc.	250 Brook Street Providence RI 02906	85	No
True Bagels, Inc.	288 Thayer Street Providence RI 02906	85	No
Twin's Pizza, Inc.	1000 Mineral Spring Avenue North Providence RI 02904	85	No
U.S. Post Office - VMF	55 Corliss Street Providence RI 02904-9722	37	No
U.S. Postal Service - P&DC	24 Corliss Street Providence RI 02904-9997	27	No
UCAP	75 Carpenter Street Providence RI 02905	86	No
UMelt Weybosset, Inc.	129 Weybosset Street Providence RI 02903	85	No
Umicore Thin Film Products	50 Sims Avenue Providence RI 02909	22	Yes
Uncle Tonys Pizza and Pasta	46 Putnam Pike Johnston RI 02919	85	No
Underground Billiards, LLC	928 Plainfield Street Johnston RI 02919	85	No
Unique Plating Company	66 Mill Street Johnston RI 02919	11	Yes
Univar USA, Inc.	6 Harborside Boulevard Providence RI 02905	22	Yes
Universal Plating Company, Inc.	25 River Avenue Providence RI 02908	11	Yes
University of Rhode Island- Shepard Bldg	80 Washington Street Providence RI 02903-1819	95	No
Uno Of Providence, Inc.	82 Providence Place - Room 103 Providence RI 02903	85	No
UTGR, Inc.	100 Twin River Road Lincoln RI 02865	85	No
Vanity Entertainment Group LLC	566 South Main Street Providence RI 02903	85	No

**Field's Point
List of Permitted Users - 2017**

Company	Facility Address	Category	Significant
Vanuatu Cafe LLC	294 Atwells Avenue Providence RI 02903	85	No
Vasilios Pizza	579 Atwells Avenue Providence RI 02909	85	No
Veazie Street School	211 Veazie Street Providence RI 02904	86	No
Veggie Fun	123 Dorrance Street Providence RI 02903	85	No
Venda Ravioli - DePasquale	81 DePasquale Avenue Providence RI 02903	85	No
Venda Ravioli - Royal Little Drive	150 Royal Little Drive Providence RI 02904	81	No
Venda Ravioli Inc. - 271 Atwells Avenue	271 Atwells Avenue Providence RI 02903	85	No
Verichem Laboratories, Inc.	90 Narragansett Avenue Providence RI 02907	95	No
Verizon	Allens Ave Providence RI 02905	27	No
Villa Italian Kitchen	Providence Place Mall Providence RI 02903	85	No
Village Restaurant Group, LLC	373 Richmond Street Providence RI 02903	85	No
Virginia & Spanish Peanut Co.	260 Dexter Street Providence RI 02907-2726	81	No
Viva Mexico Cantina	129 Washington Street Providence RI 02903	85	No
V-Mart	176 Narragansett Avenue Providence RI 02907	82	No
Volpe Tailoring & Cleaning	592 Charles Street Providence RI 02904	92	No
Walach Enterprises Providence, LLC	649 North Main Street Providence RI 02904	85	No
Walsh's Auto Body and Sales, Inc.	60 Narragansett Avenue Providence RI 02907	97	No
Walt's Roast Beef- North Providence	2050 Smith Street North Providence RI 02911	85	No
WaraWara	776 Hope Street Providence RI 02906	85	No
Warren Jagger Photography, Inc.	150 Chestnut Street Providence RI 02903	93	No
Warwick Poultry Company Inc.	60 Bath Street Providence RI 02908	81	No
Waterfire Providence	475 Valley Street Providence RI 02908	97	No
Waterman Grill, LLC	4 Richmond Square Providence RI 02906	85	No
Waterman Laundromat	146 Waterman Avenue North Providence RI 02911	92	No
Webster Avenue School	191 Webster Avenue Providence RI 02909	86	No
Wendy's International, Inc. (Charles)	391 Charles Street Providence RI 02904-2209	85	No
Wendy's International, Inc. (Eddy)	731-751 Eddy Street Providence RI 02903	85	No
Wendy's International, Inc. (Manton)	850 Manton Avenue Providence RI 02919	85	No
Weng and Jiang LLC	680 Elmwood Avenue Providence RI 02907	85	No
Wes' Rib House	38 Dike Street Providence RI 02909	85	No
West Fountain, LLC	425 West Fountain Street, #106 Providence RI 02903	85	No
West River Cafe, LLC	148 West River Street Providence RI 02904	85	No
West Side Diner	1380 Wesminster Street Providence RI 02909	85	No

**Field's Point
List of Permitted Users - 2017**

Company	Facility Address	Category	Significant
Weybosset Hotel LLC	58 Weybosset Street Providence RI 02903	86	No
White Horse LLC	1483 Mineral Spring Avenue North Providence RI 02904	85	No
Whole Foods Market Group, Inc.	261 Waterman Street Providence RI 02906	82	No
Whole Foods Market, Inc.	601 North Main Street Providence RI 02904	82	No
Whytebrook Retirement Investors, LLC	1 Cherry Hill Road Johnston RI 02919	86	No
Wicked Fresh Cafe	1345 Hartford Avenue Johnston RI 02919	85	No
William D'Abate Elementary School	60 Kossuth Street Providence RI 02909	86	No
Wine & Cheese	1861 Smith Street North Providence RI 02911	85	No
Women & Infants' Hospital	101 Dudley Street Providence RI 02905	90	No
Women and Infants-Kilguss Lab	200 Chestnut Street Providence RI 02903	95	No
Wong's Kitchen	108 Waterman Street Providence RI 02906	85	No
WVCB	27 Sims Avenue Providence RI 02909	41	No
Ximedica	55 Dupont Drive Providence RI 02907	49	No
Xoyita Tortilleria and Deli	463 Plainfield Street Providence RI 02909	85	No
Yacht Club Beverages	2239 Mineral Spring Avenue North Providence RI 02911	89	No
Yang's Restaurant	924 Broad Street Providence RI 02907	85	No
Yan's Cuisine	83 Benevolent Street Providence RI 02906	85	No
Yawalux Corporation	310 Broad Street Providence RI 02907	85	No
YLD Management Inc	220 Atwells Avenue Providence RI 02903	85	No
YMCA East Side/Mount Hope	438 Hope Street Providence RI 02906-1640	89	No
Yoo Sushi	412 Douglas Avenue Providence RI 02908	85	No
Zale Hospitality, Inc.	355 Hope Street Providence RI 02906	85	No
Zona Lounge	195 Niantic Avenue Cranston RI 02907	85	No
Zumstein Family Dentistry	159 Governor Street Providence RI 02906	94	No

***INDUSTRIAL AND COMMERCIAL
USERS***

BUCKLIN POINT

Bucklin Point
List of Permitted Users - 2017

Company	Facility Address	Category	Significant
10 Rocks Lounge & Tapas, LLC	1091 Main Street Pawtucket RI 02860	85	No
100 Chambers Street Operations, LLC	100 Chambers Street Cumberland RI 02864	86	No
141 Corporation	260 Newport Avenue East Providence RI 02916	85	No
1537 Corporation	1537 Newport Avenue Pawtucket RI 02861	85	No
3 Flags Bakery	1255 Broad Street Central Falls RI 02863	81	No
9W Halo OpCo L.P.	482 Pawtucket Avenue Pawtucket RI 02860	25	Yes
A.E.E. Inc.	4 Power Road Pawtucket RI 02860	85	No
A+J Enterprises, LLC	99 Newport Avenue Pawtucket RI 02861	85	No
Accent Plating Company	25 Esten Avenue Pawtucket RI 02860	11	Yes
Accu-Care Supply	109 King Philip Road Rumford RI 02916	27	No
ACS Industries, Inc.	1 New England Way Lincoln RI 02865	35	No
Adelina Productions Inc.	434 Broadway Pawtucket RI 02860	85	No
Agar Machining & Welding, Inc.	270 York Avenue Pawtucket RI 02860	42	No
Agawam Hunt	15 Roger Williams Avenue Rumford RI 02916	85	No
Agnes E. Little Elementary School	60 South Bend Street Pawtucket RI 02860	86	No
Air Filtration Systems	5 Carpenter Street, Suite 103 Pawtucket RI 02860	42	No
Aladdin Club	609 Smithfield Avenue Pawtucket RI 02860	85	No
All Star Pizza	417 Broad Street Cumberland RI 02864-7820	85	No
Allstate Restaurant Equipment	125 Esten Avenue Pawtucket RI 02860	99	No
Alves and Sons Bakery	679 Central Avenue Pawtucket RI 02861	81	No
Amanda's Kitchen	54 Smithfield Avenue Pawtucket RI 02860	85	No
America's Best Value Inn	400 Newport Avenue Rumford RI 02916-2120	86	No
Amica Mutual Insurance Co. - 10	10 Amica Way Lincoln RI 02865	53	No
Amica Mutual Insurance Co. - 25	25 Amica Way Lincoln RI 02865-0500	37	No
Amica Mutual Insurance Co. - 50	50 Lincoln Center Boulevard Lincoln RI 02865-0500	53	No
Amica Mutual Insurance Co.-100	100 Lincoln Center Boulevard Lincoln RI 02865	86	No
Andrew's Bistro	3755 Mendon Road Cumberland RI 02864	85	No
Angelica Textile Service	482 Pawtucket Avenue Pawtucket RI 02860	25	Yes
Angelo's Pizza, Inc.	133 Mendon Road Cumberland RI 02864	85	No
Anjos Enterprises, Inc.	288 East Avenue Pawtucket RI 02860	92	No
Antigua Guatemala Bakery	740 Dexter Street Central Falls RI 02863	85	No
Antonio's Cafe	200 Mineral Spring Avenue Pawtucket RI 02860	85	No
APBVP, Inc.	727 East Avenue, Unit 6 Pawtucket RI 02860	85	No

Bucklin Point
List of Permitted Users - 2017

Company	Facility Address	Category	Significant
Apna Bazar, LLC	282 East Avenue Pawtucket RI 02860	85	No
Apple Valley Kenco, Inc.	29 Newport Avenue Rumford RI 02916	85	No
ARJK, Inc.	477 Smithfield Ave. Pawtucket RI 02860	85	No
Armando & Sons Meat Market	265 Pine Street Pawtucket RI 02860	82	No
Armistice Pizzeria LLC	295 Armistice Boulevard Pawtucket RI 02861	85	No
ArtVac Corporation	17 New England Way Lincoln RI 02865	51	No
Asia Restaurants, Inc.	622 George Washington Hgwy Lincoln RI 02865	85	No
Aspen Aerogels Rhode Island, LLC	3 Dexter Road East Providence RI 02914	27	Yes
Attleboro- Cumberland Oral Surgeons, Inc	175 Nate Whipple Highway, Suite 210 Cumberland RI 02864-1427	99	No
Auli's Panda	863 Broad Street Central Falls RI 02863	85	No
Auto Parts Group Southwest LLC	70 Macondray Street Cumberland RI 02864	42	No
Avenue N American Kitchen	20 Newman Avenue Rumford RI 02916	85	No
B & L Plastics, Inc.	535 Prospect Street Pawtucket RI 02860	46	No
B&M Clambake Company	560 York Avenue Pawtucket RI 02861	85	No
Bachini's Bakery	345 York Avenue Pawtucket RI 02860	81	No
Bake My Day- Broad Street	23 Broad Street, Suite #9 Pawtucket RI 02860	85	No
Bank of America	670 George Washington Highway Lincoln RI 02865	86	No
Benedict J. Ingegneri Jr. DMD PC Inc.	3231 Mendon Road Cumberland RI 02864	94	No
Benjamin III, Inc.	722 Broad Street Central Falls RI 02863	85	No
Bernardo Manufacturing	54 Taylor Drive East Providence RI 02916	21	No
Best Eastern Chinese Restaurant	791 Lonsdale Avenue Central Falls RI 02863	85	No
Blackstone Dental	1044 Broad Street Central Falls RI 02863	94	No
Blackstone Donuts	421 Broadway Pawtucket RI 02860	85	No
Blackstone Donuts, Inc.	109 East Street Pawtucket RI 02860	85	No
Blackstone Health	420 Main Street Pawtucket RI 02860	86	No
Blackstone Market	385 East Avenue Pawtucket RI 02860	81	No
Blackstone Valley Assisted Living	649 Broad Street Central Falls RI 02863	86	No
Blackstone Valley Foot & Ankle	345 Armistice Boulevard Pawtucket RI 02861	94	No
Bliss Manufacturing Co., Inc.	50 Bacon Street Pawtucket RI 02860	11	Yes
BLP Inc.	2130 Mendon Road Cumberland RI 02864	85	No
Blue Line Septic, LLC	23 Bishop Hill Road Johnston RI 02919	80	No
Boston House of Pizza	540 Taunton Avenue East Providence RI 02914	85	No
Brava Restaurant & Bar, Inc.	908 Main Street Pawtucket RI 02860	85	No

Bucklin Point
List of Permitted Users - 2017

Company	Facility Address	Category	Significant
Broadway Car Wash	406 Broadway Pawtucket RI 02860	97	No
Broadway Diner	446 North Broadway East Providence RI 02914	85	No
Broadway Pizza	511 Broadway Pawtucket RI 02860	85	No
Bubble Room Car Wash, Inc.	335 Taunton Avenue East Providence RI 02914	97	No
Bubble Wash	472 Pawtucket Avenue Pawtucket RI 02860	92	No
Bucket Brewery	545 Pawtucket Avenue Pawtucket RI 02860	89	No
Buffalo Lincoln Associates, LLC	636 George Washington Highway Lincoln RI 02865	86	No
Bullard Abrasives Inc	6 Carol Drive Lincoln RI 02865	42	No
Burger King - Cedar Street	91 Cedar Street Pawtucket RI 02860	85	No
Burton M. Ogata, D.M.D	1346 Newport Ave. Pawtucket RI 02861	94	No
C & P Enterprises	1211 Mendon Road Cumberland RI 02864	97	No
Cala Fruit Distributors, Inc.	71 Dexter Street Pawtucket RI 02860	81	No
Calise & Sons Bakery	2 Quality Drive Lincoln RI 02865	81	No
Canton Wok	293 Newport Avenue Pawtucket RI 02861	85	No
Catanzaros Food Products, Inc.	203 Concord Street #457 Pawtucket RI 02860	81	No
Celtic Pub, Inc.	755 Broadway Pawtucket RI 02861	85	No
Central Auto Radiator, Inc.	188 Pine Street Pawtucket RI 02860	59	No
Central Falls Detention Facility Corp.	950 High Street Central Falls RI 02863	86	No
Central Falls Provision Co.	847 High Street Central Falls RI 02863	81	No
Charles Coelho Funeral Home	151 Cross Street Central Falls RI 02863	96	No
Charles E. Shea High School	485 East Avenue Pawtucket RI 02860	86	No
Charles M. Cavicchio, DPM	2 Wake Robin Road - Suite 203 Lincoln RI 02865	94	No
Chelo's Restaurant	45 Newport Avenue Rumford RI 02916	85	No
Chemart Company	11 New England Way Lincoln RI 02865	11	Yes
Chengdu Taste Inc. (New)	701 Main Street Pawtucket RI 02860	85	No
China House	555 Dexter Street Central Falls RI 02863	85	No
Cinemaworld	622 George Washington Highway Lincoln RI 02865	85	No
Cintas Corporation	300 Highland Corporate Drive Cumberland RI 02864	25	Yes
City Limits	1270 Broad Street Central Falls RI 02863	85	No
City of Pawtucket - Public Works	250 Armistice Boulevard Pawtucket RI 02860	37	No
Cityline Laundry	194 Reservoir Ave Lincoln RI 02865	92	No
Classsick Custom	5 Carpenter Street, Suite 101 Pawtucket RI 02860	99	No
Club Sport Uniao Madeirence	46 Madeira Avenue Central Falls RI 02863	85	No

Bucklin Point
List of Permitted Users - 2017

Company	Facility Address	Category	Significant
Clube Social Portuguese, Inc.	131 School Street Pawtucket RI 02860	85	No
CMG Holding Company, LLC	430 Newport Avenue Rumford RI 02916	85	No
Coastal Collision & Towing, Inc.	540 Pawtucket Avenue Pawtucket RI 02860	97	No
Coia Sanitation Services	137 Angell Road Cumberland RI 02864	80	No
Coin-OP	504 Pawtucket Avenue Pawtucket RI 02860	92	No
Comfort Dental II	725 Dexter St Central Falls RI 02863	94	No
Community Ctr Grupo Amigos Da Terceira	55 Memorial Drive Pawtucket RI 02860	85	No
Compassionate Care Veterinary Clinic	1509 Mendon Road Cumberland RI 02864	99	No
Conopco, Inc. (Site #1)	35 Martin Street Cumberland RI 02864	40	No
Conopco, Inc. (Site #2)	36 Martin Street Cumberland RI 02864	40	No
Conrad-Jarvis Corp.	217 Conant Street Pawtucket RI 02860	42	No
Continental Plastics & Packaging	21 Powder Hill Road Lincoln RI 02865	35	No
Cool Air Creations Inc.	10 Business Park Drive Smithfield RI 02917	99	No
Cooley, Incorporated	50 Esten Avenue Pawtucket RI 02860	53	No
Costa del Sol Restaurant	502 Roosevelt Avenue Central Falls RI 02863	85	No
Costigan - O'Neill Funeral Home	220 Cottage Street Pawtucket RI 02860	96	No
Cottage Street Donuts	372 Cottage Street Pawtucket RI 02861	85	No
Country Lounge Inc.	99 India Street Pawtucket RI 02860	85	No
Cox Communications, Inc. - BP Vault	9 James P Murphy Highway West Warwick RI 02893	27	No
Creative Stone Countertops Inc.	140 Smithfield Avenue Pawtucket RI 02860	42	No
Crest Manufacturing Company	5 Hood Drive Lincoln RI 02865	52	No
Crooked Current Brewery	560 Mineral Spring Avenue, BF112 Pawtucket RI 02860	89	No
Crown Collision Center	180 Broadway Pawtucket RI 02860	97	No
Crugnale Bakery	1764 Mendon Rd Cumberland RI 02864	85	No
Cuisine Del Mar	445 Lonsdale Avenue Pawtucket RI 02860	85	No
Cumberland Public Schools	205 Manville Hill Road Cumberland RI 02864	86	No
Cumberland Farms	478 Broad Street Central Falls RI 02863	85	No
Cumberland High School	2600 Mendon Road Cumberland RI 02864	86	No
Cumberland House of Pizza	2360 Mendon Road Cumberland RI 02864	85	No
Cumberland Public Schools	364 Broad Street Cumberland RI 02864	86	No
CVS Caremark Corp. (200 Highland Drive)	200 Highland Corporate Drive Cumberland RI 02864	86	No
CVS Pharmacy, Inc.	2100 Highland Corporate Drive Cumberland RI 02864	86	No
CW Lanes and Games	622 George Washington Highway, Unit #2 Lincoln RI 02865	85	No

Bucklin Point
List of Permitted Users - 2017

Company	Facility Address	Category	Significant
D.J. Providence Co., LLC	622 George Washington Highway Lincoln RI 02865	85	No
D'Angelo Sandwich Shop (Broadway)	216 Broadway Pawtucket RI 02860	85	No
Darlene Group	93 Park Place Pawtucket RI 02860	11	Yes
Darlington Assisted Living Center	123 Armistice Boulevard Pawtucket RI 02860	86	No
Darlington Mortuary of L. Heroux & Son,	1042 Newport Avenue Pawtucket RI 02861	96	No
Davenport Restaurant	1070 Mendon Road Cumberland RI 02864	85	No
Davenport's Bar & Grille	1925 Pawtucket Avenue East Providence RI 02914	85	No
Dave's Marketplace	2077 Diamond Hill Road Cumberland RI 02864	82	No
David London and Company	29 Carrington Street Lincoln RI 02865	35	No
Denison Acquisition Company, LLC	1 Powder Hill Road Lincoln RI 02865	14	Yes
Dental Associates of Cumberland, Inc.	2138 Mendon Road, #202 Cumberland RI 02864	94	No
Dental Group of Pawtucket	1571 Newport Avenue, Suite 2 Pawtucket RI 02861	94	No
Dexter Car Wash, Inc.	290 Dexter Street Pawtucket RI 02860	97	No
Dexter Laundromat, Inc.	336 Dexter Street Central Falls RI 02863	92	No
Dexter Street South Laundry Corp.	361 Dexter Street Central Falls RI 02863	92	No
Dialysis Center of Pawtucket	201 Armistice Boulevard Pawtucket RI 02860	95	No
Diamond Cleaners, Inc.	681 Beverage Hill Avenue Pawtucket RI 02861	92	No
Diamond Hill Dental, Inc.	2343 Diamond Hill Road Cumberland RI 02864	94	No
Diene Group LLC	3383 Mendon Road Cumberland RI 02864	85	No
Diffley & Daughters Septic	33 Arnold Farm Road West Greenwich RI 02817	80	No
Dimitri Ganim, DDS	878 Newport Avenue Pawtucket RI 02861	94	No
DJ Providence Co., LLC	72 Newport Avenue East Providence RI 02916	85	No
Dominican Market	341 Lonsdale Avenue Pawtucket RI 02860	81	No
Domino's Pizza (Dexter Street)	210 Dexter Street Pawtucket RI 02860	85	No
Don's Lunch	169 Benefit Street Pawtucket RI 02861	85	No
Dooley, LLC	616 Smithfield Avenue Lincoln RI 02865	85	No
Double Dragon	381 Smithfield Avenue Pawtucket RI 02860	85	No
Dr. Anita N. Vasvani, D.M.D.	40 Maplewood Drive Pawtucket RI 02861	94	No
Dr. Earl F. Calcutt Middle School	112 Washington Street Central Falls RI 02863	86	No
Dr. John B. DeMello	885 Smithfield Avenue Lincoln RI 02865	94	No
Drs. Ward and Vaudry	132 Old River Road, Suite 204 Lincoln RI 02865	94	No
Dufficy Enterprises, Inc.	448 Newport Avenue Pawtucket RI 02861	85	No
Dunkin Donuts - Central Avenue	1113 Central Avenue Pawtucket RI 02861	85	No

Bucklin Point
List of Permitted Users - 2017

Company	Facility Address	Category	Significant
Dunkin Donuts - Cumberland	20 Ann & Hope Way Cumberland RI 02864	85	No
Dunkin Donuts - Taunton Ave.	484 Taunton Avenue East Providence RI 02914	85	No
Dunkin Donuts-Broad Street	542 Broad Street Central Falls RI 02861	85	No
Dunkin Donuts-George Washington Highway	629 George Washington Highway Lincoln RI 02865	85	No
Dupuis Oil	401 Walcott Street Pawtucket RI 02860	97	No
Dwaraka Foods LLC	1800 Mendon Avenue Cumberland RI 02864	85	No
E & T Bella Pasta	223 Newport Avenue Pawtucket RI 02861	85	No
East Providence Fire Station #3	30 North Broadway East Providence RI 02916	97	No
East Providence Persy's Place LLC	140 Newport Avenue Rumford RI 02916	85	No
Eaton Corporation	10 New Road East Providence RI 02916	11	Yes
Echo Septic Services LLC	PO Box 129 481 Chestnut Hill Road Chepachet RI 02814	80	No
Ecological Fibers, Inc.	730 York Avenue Pawtucket RI 02861	24	Yes
EDC Holding, LLC	100 Newport Avenue East Providence RI 02916	85	No
Eglantina Kica, D.M.D.	388 Armistice Boulevard Pawtucket RI 02861	94	No
El Paisa Restaurant, Inc.	598 Dexter Street Central Falls RI 02863	85	No
El Salvadoreno Restaurant, Inc.	791 Lonsdale Avenue Central Falls RI 02863	85	No
ELKA Restaurant, Inc.	435 Power Road Pawtucket RI 02860	85	No
Emery Realty Inc./Fountain Street Grille	151 Fountain Street Pawtucket RI 02860	85	No
Emery's Catering Service, Inc.	24 Central Street Central Falls RI 02863	85	No
Enn Inc.	600 George Washington Highway Lincoln RI 02865	85	No
Enrico Caruso Society	105 Bouvier Avenue Manville RI 02838	85	No
Enterprise Rent-A-Car of R.I. (Broadway)	458 Broadway Pawtucket RI 02860	37	No
Everybody's Favorite Family Restaurant	1370 Mendon Road Cumberland RI 02864	85	No
Excellent Coffee Company	57 Pawtucket Avenue Pawtucket RI 02860	89	No
Exchange Street Cafe	49 Exchange Street Pawtucket RI 02860	85	No
Express Panda	205 Division Street Pawtucket RI 02860	85	No
Extreme Clean Laundry, Inc.	295 Armistice Boulevard Pawtucket RI 02861	92	No
Fallon Memorial Elementary School	60 Lincoln Avenue Pawtucket RI 02861	86	No
Farm Fresh RI	2 Bayley Street Pawtucket RI 02860	85	No
FGX International	500 George Washington Highway Smithfield RI 02917	59	No
Filibuster Club	23 High Street Cumberland RI 02864	85	No
Finlay Extracts & Ingredients USA, Inc.	10 Blackstone Valley Place Lincoln RI 02865	34	No
First Choice Coffee Services	67 Beverage Hill Avenue Pawtucket RI 02860-6201	89	No

Bucklin Point
List of Permitted Users - 2017

Company	Facility Address	Category	Significant
Fitness International LLC	615 Pawtucket Avenue Pawtucket RI 02860	89	No
Flor Di Brava	593 Weeden Street Pawtucket RI 02860	81	No
Foolproof Brewing Co., LLC	241 Grotto Avenue, Bldg. D, Unit 1 Pawtucket RI 02860	89	No
Fortune House	1800 Mendon Road, Unit F Cumberland RI 02864	85	No
Francesca's Restaurant, Inc.	526 Pawtucket Avenue Pawtucket RI 02860	85	No
Frank Lizotte's Glass Co., Inc.	8 Perry Street Central Falls RI 02863	42	No
Freeway Laundry II	280 Dexter Street Pawtucket RI 02860	92	No
Freeway Laundry IV	562 Broadway Pawtucket RI 02860	92	No
Froyo World Lincoln	622 George Washington Highway Lincoln RI 02865	85	No
Fujifilm Electronic Materials USA, Inc.	200 Massasoit Avenue East Providence RI 02914	59	No
Fuller Packaging, Inc.	1152 High Street Central Falls RI 02863	52	No
G.B. Donuts of RI Inc.	179 Front Street Lincoln RI 02865	85	No
G.B. Donuts of RI Inc.	2084 Diamond Hill Road Cumberland RI 02864	85	No
Galito's Restaurant	214 Columbus Avenue Pawtucket RI 02861	85	No
Galway Bay	156 South Bend Street Pawtucket RI 02860	85	No
Garden Grille	727 East Avenue Pawtucket RI 02860	85	No
Garden Meat Market, LLC	156 Washington Street Central Falls RI 02863	81	No
Garfield Social Club	11 Hunt Street Central Falls RI 02863	85	No
Garrity Pub & Restaurant	67 Garrity Street Pawtucket RI 02861	85	No
Garvin Memorial Elementary	1364 Diamond Hill Road Cumberland RI 02864-3496	86	No
General Cable Industries, LLC	3 Carol Drive Lincoln RI 02865	27	Yes
Generations	267 Jenckes Hill Road Smithfield RI 02917	86	No
Geneva Apartments, LP	150 Dartmouth Street Pawtucket RI 02860	86	No
Georgia's Restaurant Ltd.	915 Dexter Street Central Falls RI 02863	85	No
Gerard A. Belhumeur, DDS	629 Central Avenue Pawtucket RI 02861	94	No
German American Cultural Society	78 Carter Avenue Pawtucket RI 02861	85	No
Godfrey & Wing, Inc.	17 Dexter Road East Providence RI 02914	27	Yes
Golden Li Lai	904 Main Street Pawtucket RI 02860	85	No
Golden Palace	1165 High Street Cumberland RI 02864	85	No
Great China Inc.	402 Dexter Street Central Falls RI 02863	85	No
Great Taste	856 Newport Avenue Pawtucket RI 02861	85	No
Greystone of Lincoln, Inc.	7 Wellington Road Lincoln RI 02865	42	No
Gripnail Corporation	97 Dexter Road East Providence RI 02914	42	No

Bucklin Point
List of Permitted Users - 2017

Company	Facility Address	Category	Significant
Hark's Hadwin Street Cafe	63 Hadwin Street Central Falls RI 02863	85	No
Harris Industries, Inc.	181 Conant Street Pawtucket RI 02860-1850	42	No
Hartley's Pork Pies	871 Smithfield Avenue Lincoln RI 02865	81	No
Hasbro, Inc.	1027 Newport Avenue Pawtucket RI 02861	27	No
Hasbro, Inc. - Executive Offices	1011 Newport Avenue Pawtucket RI 02861	86	No
Hibachi Grill Supreme Buffet Inc.	58A Newport Avenue Rumford RI 02916	85	No
Highland Dental Group, Inc.	1189 Smithfield Avenue Lincoln RI 02865	94	No
Highridge Swim & Tennis Club	192 Old River Road Lincoln RI 02865	89	No
Hindley Manufacturing Company	9 Havens Street Cumberland RI 02864	21	No
HM Vincent, DMD, LLC	719 Armistice Boulevard Pawtucket RI 02861	94	No
Holiday Retirement Home, Inc.	30 Sayles Hill Road Manville RI 02838	86	No
Homestead Baking Company	145 North Broadway Rumford RI 02916	81	No
Honey Dew Donuts (Newport Avenue)	1515 Newport Avenue Pawtucket RI 02861-1342	85	No
Hope Buffinton Packaging Group, LLC	575 Lonsdale Avenue Central Falls RI 02863	59	No
Hope Global	50 Martin Street Cumberland RI 02864	23	No
Hope Springs Eternal LLC	1005 Main Street, Suite #1113 Pawtucket RI 02860	85	No
Hord Crystal Corporation	45 York Avenue Pawtucket RI 02860	11	Yes
Hot Spot LLC	3781 Mendon Road Cumberland RI 02864	85	No
House of Pizza	206 Division Street Pawtucket RI 02860	85	No
Howley Bread Group	613 George Washington Highway Lincoln RI 02865	85	No
HP Services, Inc.	800 Scenic View Drive Cumberland RI 02864	11	Yes
Hydro Dulce	712 Broad Street Central Falls RI 02863	85	No
Impact Custom Apparel, LLC	30 Industrial Road Cumberland RI 02864	99	No
Industrial Container Services - RI, LLC	455 George Washington Highway Smithfield RI 02917-1929	44	No
Ink Solution	560 Mineral Spring Avenue, Unit 5-102 Pawtucket RI 02860	99	No
International Meat Market	756 Lonsdale Avenue Central Falls RI 02863	81	No
International Packaging Corp.	517 Mineral Spring Ave. Pawtucket RI 02860	53	No
Interplex Engineered Products, Inc.	231 Ferris Avenue East Providence RI 02916	11	Yes
Isle Brewers Guild	461 Main Street Pawtucket RI 02860	34	Yes
J and K Restaurant	757 Main Street Pawtucket RI 02860	85	No
J&M Diamond Tool, Inc.	43 Roger Williams Avenue East Providence RI 02916	44	No
J.D. Laundromat	180 Broad Street Cumberland RI 02864	92	No
J.I.F. Investment Co., Inc.	6 Cook Street Lincoln RI 02865	97	No

Bucklin Point
List of Permitted Users - 2017

Company	Facility Address	Category	Significant
Jacky's Galaxie Restaurant, Inc.	1764 Mendon Road, Suite 1 Cumberland RI 02864	85	No
Jan Co. Central	800 Lonsdale Avenue Central Falls RI 02863	85	No
Jan Co. Central, Inc.	67 Newport Avenue East Providence RI 02916	85	No
Jan Co., Inc.	600 Taunton Avenue East Providence RI 02916	85	No
JAR Bakers Supply	12 Crow Point Road Lincoln RI 02865	81	No
Jeanne Jugan Residence	964 Main Street Pawtucket RI 02860	86	No
Jerry's Friendly Tap LLC	1225 Mendon Road Cumberland RI 02864	85	No
JH Davis, LLC.	435 West Avenue Pawtucket RI 02860	42	No
Jin Hua Chinese Restaurant, Inc.	1925 Pawtucket Avenue East Providence RI 02914	85	No
JKM Enterprises, LLC	900 Broad Street Central Falls RI 02863	92	No
John H. Collins & Sons Company	Dunnell Lane Pawtucket RI 02860	27	Yes
John O. Eastman, D.D.S. Inc.	225 Newman Avenue Rumford RI 02916	94	No
Johnston Donuts, Inc.	2069 Diamond Hill Road Cumberland RI 02864	85	No
Joseph Jenks Jr. High School	350 Division Street Pawtucket RI 02860	86	No
J's Deli	2364 Diamond Hill Road Cumberland RI 02864	85	No
Just Like Home Laundry	1322 Broad Street Central Falls RI 02863	92	No
K & A El Masri- Ronzio Pizza	1700 Mendon Rd. Cumberland RI 02864	85	No
K&W Webbing Company	403 Roosevelt Avenue Central Falls RI 02863	23	No
Karol A. Romenski & Son, Inc.	342 High Street Central Falls RI 02863	96	No
Keefe Funeral Home, Inc.	5 Higginson Avenue Lincoln RI 02865	96	No
Kenneth Castellucci & Associates, Inc.	9 New England Way Lincoln RI 02865	42	No
Key Container Corporation	21 Campbell Street Pawtucket RI 02861-4005	24	No
Kim & Gary's Ice Cream Machine	4288 Diamond Hill Road Cumberland RI 02864	85	No
Kirkbrae Country Club	197 Old River Road Lincoln RI 02865	86	No
Kitchen & Counter Top Center of N.E.	125 Esten Avenue Pawtucket RI 02860	42	No
Kiwi Burst Yogurt Shop	616 George Washington Highway Lincoln RI 02865	85	No
KMN LLC	379 Smithfield Avenue Pawtucket RI 02860	85	No
L&B Foods, Inc.	20 Carter Avenue Pawtucket RI 02861	81	No
La Arepa	574 Smithfield Avenue Pawtucket RI 02860	85	No
La Casona Restaurant	768 Broad Street Central Falls RI 02863	85	No
La Palencianita Bakery-Food LLC	810 Broad Street Central Falls RI 02863	85	No
Land Works LLC	1030 B Danielson Pike Scituate RI 02857	80	No
Lane Foods, Inc.	1940 Pawtucket Avenue East Providence RI 02914	85	No

Bucklin Point
List of Permitted Users - 2017

Company	Facility Address	Category	Significant
Langley's Laundromat	265 Pawtucket Avenue Pawtucket RI 02860	92	No
Laundromax	479 Mineral Spring Avenue Pawtucket RI 02860	92	No
Leedon Webbing Co., Inc.	86 Tremont Street Central Falls RI 02863	44	No
Len's Hot Dog Haven	9 Slater Park Pawtucket RI 02860	85	No
Lima's Place	499 High Street Central Falls RI 02863	85	No
Lincoln Animal Hospital	207 Front Street Lincoln RI 02865	94	No
Lincoln Fine Ingredients	50 Industrial Circle Lincoln RI 02865	22	Yes
Lincoln Funeral Home, Inc.	1501 Lonsdale Avenue Lincoln RI 02865	96	No
Lincoln Laundromat	208 Front Street Lincoln RI 02865	92	No
Lincoln Senior Center	150 Jenckes Hill Road Lincoln RI 02865	86	No
Lindbergh Auto Body, Inc.	58 Smithfield Avenue Pawtucket RI 02860	97	No
Lindsay Ciombor Brislin, DMD	536 Central Avenue Pawtucket RI 02861	94	No
Liquid Blue	1 Crownmark Drive Lincoln RI 02865	23	Yes
LMP Enterprises	2352 Mendon Road Cumberland RI 02864	85	No
Lonsdale Donuts	465 Lonsdale Avenue Pawtucket RI 02860	85	No
Lonsdale Super Wash	459 Lonsdale Avenue Pawtucket RI 02860	92	No
LRA Restaurants Inc.	535 Dexter Street Central Falls RI 02863	85	No
Lucky Chen	609 Smithfield Ave Lincoln RI 02865	85	No
Lucky Chen Corp 2	614 Smithfield Ave Lincoln RI 02865	85	No
Lucky Laundry	506 York Avenue Pawtucket RI 02861-3428	92	No
Luxury Dry Cleaners	610 Smithfield Avenue Lincoln RI 02865	92	No
Lydia A. Klufas, DDS	525 Broad Street Cumberland RI 02864	94	No
M & M NY System	361 Waterman Avenue East Providence RI 02914	85	No
Magerry, Inc.	47 Summer Street Manville RI 02838	85	No
Main Street Market, Inc.	919 Main Street Pawtucket RI 02860	82	No
Makin Central Inc.	655 Central Avenue Pawtucket RI 02861	85	No
Manning Heffern Inc.	68 Broadway Pawtucket RI 02860	96	No
Manville Cleaning Center	14 Railroad Street Manville RI 02838	92	No
Manville Palace Pizza	141 Railroad Street Manville RI 02838	85	No
Maroon Group, LLC.	50 Industrial Circle Lincoln RI 02865	22	Yes
Marotta Food Corporation	300 Barton Street Pawtucket RI 02860-2918	82	No
Martin Bakers, LLC	399 North Broadway East Providence RI 02916	85	No
Masbro Polishing Company, Inc.	50 Patterson Avenue Pawtucket RI 02860	42	No

Bucklin Point
List of Permitted Users - 2017

Company	Facility Address	Category	Significant
Materion Technical Materials, Inc.	5 Wellington Road Lincoln RI 02865	11	Yes
Matos Bakery	569 Broadway Pawtucket RI 02860	81	No
MDB-T LLC	550 George Washington Highway Smithfield RI 02917	97	No
Medcure	900 Highland Corporate Drive, Suite 301 Cumberland RI 02864	95	No
Mei King Restaurant	211 South Bend Street Pawtucket RI 02860	85	No
Memorial Hospital of RI	111 Brewster Street Pawtucket RI 02860	90	No
Michael Healy Designs, Inc.	60 New River Road Manville RI 02838	41	No
Michael Perri & Sons, Inc.	537 Sandy Lane Warwick RI 02889	80	No
Michael's Meats	2130 Mendon Road Suite 4 Cumberland RI 02864	81	No
Mid State Sewerage, Inc.	237 Riverlin Street Millbury MA 01527	80	No
Mineral Enterprises Inc.	750 Mineral Spring Avenue Pawtucket RI 02860	85	No
Ming Garden, Inc.	295 Armistice Boulevard Pawtucket RI 02861	85	No
Mirror Image	190 Exchange Street Pawtucket RI 02860	99	No
Modern Diner	364 East Avenue Pawtucket RI 02860	85	No
Montecristo Restaurant	804 Broad Street Central Falls RI 02863	85	No
Moon Star Chinese Restaurant	727 East Avenue Pawtucket RI 02860	85	No
Motown Pizza, LLC	45 Newport Ave, Suite B Rumford RI 02916	85	No
Mr. USA Cleaners	224 East Avenue Pawtucket RI 02860	92	No
Multi-Wall Packaging a Division of ITW	50 Taylor Drive East Providence RI 02916	42	No
Murdock Webbing Co., Inc.	27 Foundry Street Central Falls RI 02863	23	Yes
Murphy's Law	2 George Street Pawtucket RI 02860	85	No
My Daddy's Pizza	594 Pawtucket Avenue Pawtucket RI 02860	85	No
Narr. Electric Co.-Vault Op.-BV	280 Melrose Street Providence RI 02907	27	No
NECVW, Inc.	1600 Mendon Road Cumberland RI 02864	97	No
Neptco, Inc.	30 Hamlet Street Pawtucket RI 02861-0323	44	No
Neurotech Pharmaceuticals, Inc.	900 Highland Corporate Drive Cumberland RI 02864	95	No
New England Catering Service, LLC	474 Pawtucket Avenue Pawtucket RI 02860	85	No
New England Linen Supply, Inc.	20 Rhode Island Avenue Pawtucket RI 02860	25	Yes
New Harvest Coffee Roasters	1005 Main Street, Suite 108 Pawtucket RI 02860	85	No
New Hong Kong	514 Broad Street Central Falls RI 02863	85	No
Newport 223 Donuts, Inc.	223 Newport Avenue East Providence RI 02916	85	No
Newport Ave Donut-81 Newport	81 Newport Avenue Pawtucket RI 02861	85	No
Newport Cedar Donuts, Inc.	105 Cedar Street Pawtucket RI 02860	85	No

Bucklin Point
List of Permitted Users - 2017

Company	Facility Address	Category	Significant
Newport Division Donuts, Inc.	192 Division Street Pawtucket RI 02860	85	No
North American Salt & Fresh Fish Corp.	450 Prospect Street Pawtucket RI 02860	81	No
North Smithfield Laser Tag and Arcade	100 Higginson Avenue Lincoln RI 02865	85	No
Northeast Knitting, Inc.	179 Conant Street Pawtucket RI 02860	23	No
Oak Hill Health & Rehabilitation Center	544 Pleasant Street Pawtucket RI 02860	86	No
Ocean State Cesspool, Inc.	336 Nooseneck Hill Road Exeter RI 02822	80	No
Ocean State Five II, LLC	622 George Washington Highway, Unit #58 Lincoln RI 02865	85	No
Olly's Pizza	148 Broad Street Pawtucket RI 02860	85	No
O'Neill Funeral Home	3102 Mendon Rd. Cumberland RI 02864	96	No
Original Pizza of Boston	13 Blackstone Valley Place Lincoln RI 02865	53	No
Orion Retail	270 Jenckes Hill Road Smithfield RI 02917	26	No
Our Place on North Broadway	525 North Broadway East Providence RI 02914	85	No
P & G Bowling, Inc.	80 Newport Avenue East Providence, RI 02916	85	No
Packaging Graphics, LLC	60 Delta Drive Pawtucket RI 02860	24	No
Panaderia El Antojo, Inc.	494 Dexter Street Central Falls RI 02863	85	No
Papa Gino's #408	12 Narragansett Park Drive East Providence RI 02916	85	No
Papa Gino's-Lincoln Mall	403 Lincoln Mall Lincoln RI 02865	85	No
Parkway Apartments, L.P.	10 Office Parkway East Providence RI 02914	86	No
Patriot Textiles, Inc.	21 Sabin Street Pawtucket RI 02861	23	No
Paul G. Roque, DDS	642 Newport Avenue Pawtucket RI 02861	94	No
Paulo J. DaRosa, DDS	490 High Street Cumberland RI 02864	94	No
Pawtucket China Inn	285 Main Street Pawtucket RI 02860	85	No
PAWTUCKET COUNTRY CLUB	900 Armistice Boulevard Pawtucket RI 02861	85	No
Pawtucket House of Pizza	398 Smithfield Avenue Pawtucket RI 02860	85	No
Pawtucket Lion Pizza, Inc.	197 Mineral Spring Avenue Pawtucket RI 02860	85	No
Pawtucket Little Caesars, LLC	465 Lonsdale Avenue Pawtucket RI 02860	85	No
Pawtucket Power Associates	181 Concord Street Pawtucket RI 02860	16	Yes
Pawtucket Red Sox Baseball Club	One Ben Mondor Way Pawtucket RI 02960	86	No
Pawtucket Skilled Nursing	70 Gill Avenue Pawtucket RI 02861	86	No
Pawtucket Soup Kitchen	195 Walcott Street Pawtucket RI 02860	85	No
Pawtucket Taco	7 Newport Avenue Pawtucket RI 02861	85	No
PCL Fixtures, Inc.	275 Ferris Avenue Rumford RI 02916	24	No
Pedro Teixeira, DDS	176 Newport Avenue Pawtucket RI 02861	94	No

Bucklin Point
List of Permitted Users - 2017

Company	Facility Address	Category	Significant
Pepper Dining Inc.	622 George Washington Highway Lincoln RI 02865	85	No
Pepperoni's of Lincoln, LLC	618 George Washington Highway Lincoln RI 02865	85	No
Phantom Properties, LLC	2920 Diamond Hill Road Cumberland RI 02864	85	No
Philip J. Calabro, D.M.D.	500 Newport Avenue Pawtucket RI 02861	94	No
Phoenix Converting Corporation	402 Walcott Street Pawtucket RI 02860	59	No
Piatek Machine Co., Inc.	25 Monticello Road Pawtucket RI 02861	42	No
Picor Corporation	1 Albion Road Lincoln RI 02865	42	No
Pizza Man of Cumberland	87 Broad Street Cumberland RI 02864	85	No
Plouffe's Cup N Saucer	267 Main Street Pawtucket RI 02860	85	No
Poly/Sperse, Corp.	250 Narragansett Park Drive East Providence RI 02916	22	No
Poppy's Family Restaurant	3344 Mendon Road Cumberland RI 02864	85	No
Potter-Burns Elementary School	973 Newport Avenue Pawtucket RI 02861	86	No
Precision Harley - Davidson, Inc.	269 Armistice Boulevard Pawtucket RI 02860	97	No
Precision Polishing & Ornament	601 Mineral Spring Avenue Pawtucket RI 02860	42	No
Princess Enterprise, Inc.	614 Pawtucket Avenue Pawtucket RI 02860	85	No
Printmakers, Inc.	75 York Avenue Pawtucket RI 02860	93	No
Prospect CharterCare SJHSRI (Roosevelt)	249 Roosevelt Avenue Pawtucket RI 02860	94	No
Providence Braid Co., Inc.	358 Lowden Street Pawtucket RI 02860	44	No
Providence Fire Restoration	291 Kenyon Avenue Pawtucket RI 02861	99	No
Providence Metallizing Company, Inc.	51 Fairlawn Avenue Pawtucket RI 02860-2591	11	Yes
Pub Ventures	507 North Broadway East Providence RI 02914	85	No
Pulcinella, LLC	3 Wake Robin Road Lincoln RI 02865	85	No
Putnam Holdings, Inc.	32 Wellington Road Lincoln RI 02865	49	No
Quality Gerontological Services, Inc.	60 Eben Brown Lane Central Falls RI 02863	86	No
Quality Rental	390 Walcott Street Pawtucket RI 02860	86	No
Queenies Deck	562 Newport Avenue Pawtucket RI 02861	85	No
R & D Manufacturing, Inc.	60 Dunnell Lane East Pawtucket RI 02860	41	No
R.J.W. Enterprises Inc.	337 Armistice Blvd Pawtucket RI 02861	85	No
Rand Whitney Southeast Container, LLC	455 Narragansett Park Drive Pawtucket RI 02861-4321	24	No
Restaurante Serra Da Estrela	168 Broad Street Cumberland RI 02864	85	No
Ribatejo Fish Market	167 Benefit Street Pawtucket RI 02861	82	No
Richmond Motor Sales, Inc.	519 Pawtucket Avenue Pawtucket RI 02860	97	No
RIDCO Casting Co.	6 Beverage Hill Avenue Pawtucket RI 02860	21	No

Bucklin Point
List of Permitted Users - 2017

Company	Facility Address	Category	Significant
Right Spot Diner	200 South Bend Street Pawtucket RI 02860	85	No
Riviera Inn	580 North Broadway East Providence RI 02914	85	No
Roast House Pub and Restaurant	176 Columbus Avenue Pawtucket RI 02860	85	No
Rosco Manufacturing, LLC	500 High Street Central Falls RI 02863	42	No
Rose Sub LLC	622 George Washington Highway Lincoln RI 02865	85	No
Royal Cleaners, Inc.	639 Cottage Street Pawtucket RI 02861	92	No
Rumford Dental	20 Newman Avenue Rumford RI 02916	94	No
Russell S. Chin, DDS, Ltd.	1288 Newport Avenue Pawtucket RI 02861	94	No
S.P. Donuts	2130 Mendon Road Cumberland RI 02864	85	No
Sakis Pizza (Cumberland)	2339 Diamond Hill Road Cumberland RI 02864	85	No
Sarkis Hagopian Enterprises LLC	1525 Old Louisquisset Pike Lincoln RI 02865	85	No
Schofield Printing, Inc.	211 Weeden Street Pawtucket RI 02860	99	No
Schofield Sanitation	4420 Diamond Hill Road Cumberland RI 02864	80	No
School Street Warehouse, LLC	820 School Street Pawtucket RI 02860	97	No
Scituate Cesspool, Inc.	26 Greenhill Road Johnston RI 02919	80	No
Senior Lifestyle Emerald Bay LP	10 Old Diamond Hill Road Cumberland RI 02864-4611	86	No
Seven Cray Street Realty Corp	7 Cray Street Cumberland RI 02864	85	No
Seven Stars Bakery - Newman Avenue	20 Newman Avenue Rumford RI 02916	85	No
Seven Stars Bakery - Pawtucket	1005 Main Street Pawtucket RI 02860	81	No
Sewrite Embroidery	30 Martin Street, Suite #2A1 Cumberland RI 02864	99	No
Shaghalian Family Dental, LLC.	1002 Pawtucket Avenue Rumford RI 02916	94	No
Shanna Country Kitchen	1517 Louisquisset Pike Lincoln RI 0865	85	No
Shaydan Inc.	266 Grand Avenue Pawtucket RI 02861	85	No
Shish Kabob	555 Smithfield Avenue Pawtucket RI 02860	85	No
Silver Fern Practice LLC	21 Division Street Pawtucket RI 02860	89	No
Sonid LLC	560 Mineral Spring Avenue Pawtucket RI 02860	81	No
Sparkle City Laundromat	192 Division Street Pawtucket RI 02860	92	No
Sparky's Restaurant	548 Dexter Street Central Falls RI 02863	85	No
SPHOD	572 Armistice Boulevard Pawtucket RI 02861	85	No
Spin City Cumberland, LLC	3400 Mendon Road Cumberland RI 02864	92	No
Spirit Recognition	639 Central Avenue Pawtucket RI 02861	99	No
Splash Snack Bar and Grill	546 Lonsdale Avenue Central Falls RI 02863	85	No
Spring House Chinese	178 Mineral Spring Avenue Pawtucket RI 02860	85	No

Bucklin Point
List of Permitted Users - 2017

Company	Facility Address	Category	Significant
St. Raphael Academy - East Building	210 Walcott Street Pawtucket RI 02860	86	No
St. Raphael Academy - West Building	123 Walcott Street Pawtucket RI 02860	86	No
Stackbin Corporation	29 Powder Hill Road Lincoln RI 02865	11	Yes
Starbucks Restaurant-Lincoln Mall	622 George Washington Highway Lincoln RI 02865	85	No
Starsani Pizza	103 Newport Avenue Pawtucket RI 02861	85	No
Stop & Shop Supermarket #704	70 Mendon Road Cumberland RI 02864	82	No
Stop & Shop Supermarket #710	368 Cottage Street Pawtucket RI 02861	82	No
Stop & Shop Supermarket #712	622 George Washington Highway Lincoln RI 02865	82	No
Suburban Contract Cleaning	95 Webster Avenue Pawtucket RI 02861	99	No
Subway - Mineral Spring Avenue	745 Mineral Spring Avenue Pawtucket RI 02860	85	No
Subway (North Broadway)	411 North Broadway Rumford RI 02916	85	No
Subway 95 Exit 30, LLC	355 Fountain Street Pawtucket RI 02860	85	No
Subway Restaurant	287 Armistice Blvd Pawtucket RI 02861	85	No
Subway-Broad Street	310 Broad Street Central Falls RI 02863	85	No
Summit Manufacturing Corporation	248 Pine Street Pawtucket RI 02860	11	Yes
Sunoco, Inc. (R&M)	634 George Washington Highway Lincoln RI 02865	85	No
Sunshine Creamery	305 North Broadway East Providence RI 02916	85	No
Super Dragon	805 Broadway Pawtucket RI 02861	85	No
Swades, LLC	727 East Avenue Pawtucket RI 02860	85	No
Swan Cleaners	371 Benefit Street Pawtucket RI 02861	92	No
Sweetland Foods, Inc.	112 Warren Avenue Pawtucket RI 02860	81	No
Swissline Precision, LLC.	23 Ashton Park Way Cumberland RI 02864	42	No
Tanury Industries	6 New England Way Lincoln RI 02865	11	Yes
Tanury Industries PVD, Inc.	7 New England Way Lincoln RI 02865	11	Yes
Tanya Creations, Inc.	360 Narragansett Park Drive East Providence RI 02916	42	No
Taqueria Lupita	765 Dexter Street Central Falls RI 02863	85	No
Target Corporation - T2073	620 George Washington Highway Lincoln RI 02865	85	No
Tastex Corporation	467 - 469 Roosevelt Avenue Central Falls RI 02863	23	No
Tedor Pharma Inc.	400 Highland Corporate Drive Cumberland RI 02864	14	Yes
Teknicote, Inc.	10 New Road, Suite 400 Rumford RI 02916	11	Yes
Teknor Apex - Mendon	90 Mendon Avenue Pawtucket RI 02861	37	No
Teknor Apex Co.	505 Central Avenue Pawtucket RI 02861	27	Yes
Texcel Industries, Inc.	18 Meeting Street Cumberland RI 02864	23	No

Bucklin Point
List of Permitted Users - 2017

Company	Facility Address	Category	Significant
The 579, LLC	579 Benefit Street Pawtucket RI 02861	85	No
The Car Store, Inc.	1 Colfax Street Pawtucket RI 02860	97	No
The Children's Workshop	151 Hunt Street Central Falls RI 02863	86	No
The Evans Findings Company, Inc.	33 Eastern Avenue East Providence RI 02914	21	No
The Family Dentist, Inc.	480 Broadway Pawtucket RI 02860	94	No
The Goat Hospitality Group, Inc.	881 Central Avenue Pawtucket RI 02861	85	No
The INSCO Group	17 Powder Hill Road Lincoln RI 02865	99	No
The Lighthouse at Lincoln	425 Albion Road Lincoln RI 02865	86	No
The Mansion, Inc.	104 Clay Street Central Falls RI 02863	86	No
The Met RI, LLC	1005 Main Street, Unit 1112 Pawtucket RI 02860-7802	85	No
The Okonite Company	5 Industrial Road Cumberland RI 02864	27	Yes
The Pawtucket Checker Club, LLC	579 Benefit Street Pawtucket RI 02861	85	No
The Salvation Army	102 High Street Pawtucket RI 02860	85	No
The Seabra Group, LLC	2000 Mendon Road Cumberland RI 02864	82	No
The Stop & Shop Supermarket Co. LLC	1925 Pawtucket Avenue East Providence RI 02914	82	No
Thyssenkrupp Materials	279 Jenckes Hill Road Smithfield RI 02917	46	No
Tiffany and Company	300 Maple Ridge Drive Cumberland RI 02864	15	Yes
Top Shell LLC	55 Conduit Street Central Falls RI 02863	81	No
Torre Corp.	3 Wake Robin Lane, Unit #1 Lincoln RI 02865	85	No
Torti Services	4 Barbs Hill Road Foster RI 02825	80	No
Totis Pizza and Grill, Inc.	622 Central Avenue Pawtucket RI 02861	85	No
Tracey Gear Inc.	740 York Avenue Pawtucket, RI 02861	42	No
Trinity Management	255 Mineral Spring Avenue Pawtucket RI 02861	85	No
Trinity Management	100 Mendon Road Cumberland RI 02864	85	No
Trinity Management LLC	1754 Mendon Road Cumberland RI 02864	85	No
Trinity Management LLC	285 Armistice Boulevard Pawtucket RI 02861	85	No
Truex, Inc.	300 Armistice Boulevard Pawtucket RI 02861	11	Yes
Underground Heros Inc.	80 A Newport Ave East Providence RI 02916	85	No
United Methodist Elder Care	30 Alexander Avenue East Providence RI 02914	86	No
United Skates of America	75 New Road East Providence RI 02914	85	No
University Oral & Maxil. - School Street	123 School Street Pawtucket RI 02860	94	No
V. George Rustigian Rugs Inc. - Meeting Street	30 Meeting Street Cumberland RI 02864	99	No
Verizon - BV	Allens Avenue Providence RI 02905	27	No

Bucklin Point
List of Permitted Users - 2017

Company	Facility Address	Category	Significant
Village Pizza Inc.	650 Dexter Street Central Falls RI 02863	85	No
Village Press	331 North Broadway East Providence RI 02916	24	No
Village Restaurant, Inc.	200 Main Street Pawtucket RI 02860	85	No
Visual Creations, Inc.	500 Narragansett Park Drive Pawtucket RI 02861	44	No
Vogue Industries LP	82 Hadwin Street Central Falls RI 02863	99	No
Walter M. Dzialo, DDS	526 Newport Avenue Pawtucket RI 02861	94	No
Walt's Roast Beef.	285 Newport Avenue Pawtucket RI 02861	85	No
Wannamoisett Country Club	96 Hoyt Avenue Rumford RI 02916	86	No
Wardwell Braiding Machine Company	1211 High Street Central Falls RI 02863	26	No
Washing Well Laundry	906 Main Street Pawtucket RI 02860-4918	92	No
Water Works Car Wash	930 Main Street Pawtucket RI 02860	97	No
Weeden Street Associates, LLC	173 Weeden Street Pawtucket RI 02862	24	No
Wendy's (Cottage Street)	368 Cottage Street Pawtucket RI 02861	85	No
Wendy's International, Inc. (Broad)	120 Broad Street Pawtucket RI 02860	85	No
WG Lincoln Place SH, LLC	612 George Washington Hgwy Lincoln RI 02865	86	No
Whittet-Higgins Company	33 Higginson Avenue Central Falls RI 02863	42	No
Wildflour Bakery Cafe + Juice Bar	727 East Avenue Pawtucket RI 02860	85	No
Wildtree Herbs, Inc.	15 Wellington Road Lincoln RI 02865	81	No
William B. Chan DMD	2359 Mendon Road Cumberland RI 02864	94	No
William Naughton, DDS	524 Central Avenue Pawtucket RI 02861	94	No
William W. Tripp Funeral Home, Inc.	1008 Newport Avenue Pawtucket RI 02861	96	No
Wind River Environmental, LLC	141 Shun Pike Johnston RI 02919	80	No
Xelapan Bakery and Convenience	904 Lonsdale Avenue Central Falls RI 02863	81	No
Zaccagnini's Pastry Shoppe	546 Smithfield Avenue Pawtucket RI 02860	81	No
Zebra Technologies Corporation	One Albion Road, Suite 100 Lincoln RI 02865	42	No

ATTACHMENT VOLUME II

SECTION 2

***PERMIT ISSUANCE/REISSURANCE
ACTIVITIES***

***PERMIT ISSUANCE/REISSUANCE
ACTIVITIES***

FIELD'S POINT

Field's Point
Permit Issuance / Reissuance Activities - 2017

Company	Prior Permit	Permit	Issue Date	Effective Date	Expire Date
Organic Dyes and Pigments, LLC.	No Previous Permit	P2206-047-1121	01/03/2017	01/03/2017	11/30/2021
Hudson Street Deli, LLC	No Previous Permit	P8500-390-1121	01/13/2017	01/13/2017	11/30/2021
J & W Chestnut Street	No Previous Permit	P9500-115-1121	01/13/2017	01/13/2017	11/30/2021
Lovera VIP	No Previous Permit	P8502-596-1121	01/13/2017	01/13/2017	11/30/2021
Torg LLC	No Previous Permit	P8500-388-1221	01/13/2017	01/13/2017	12/31/2021
Cromwell Ventures, LLC	No Previous Permit	P8600-529-1221	01/17/2017	01/17/2017	12/31/2021
Dunkin Donuts (Providence Place Mall)	01/31/2017	P8500-358-0122	01/17/2017	02/01/2017	01/31/2022
Extreme Auto Recondition	No Previous Permit	P9702-189-0920	01/17/2017	01/17/2017	09/30/2020
KCW Management LLC	No Previous Permit	P8500-396-1221	01/17/2017	01/17/2017	12/31/2021
R & J Manufacturing Company	01/16/2017	P2402-072-1218	01/17/2017	01/17/2017	12/31/2018
Borrelli's Bakery	01/31/2017	P8101-197-0122	01/20/2017	02/01/2017	01/31/2022
Chef Ho's	01/31/2017	P8502-593-0122	01/20/2017	02/01/2017	01/31/2022
Durks Bar-B-Q	No Previous Permit	P8501-397-1221	01/20/2017	01/20/2017	12/31/2021
Mills Coffee Roasting Co.	01/31/2017	P8900-066-0122	01/20/2017	02/01/2017	01/31/2022
Momo LLC	No Previous Permit	P8500-247-1221	01/20/2017	01/20/2017	07/31/2017
Rangina, Inc.	01/31/2017	P8500-372-0122	01/20/2017	02/01/2017	01/31/2022
Ray's Laundry & Cleaners	01/31/2017	P9200-323-0122	01/20/2017	02/01/2017	05/31/2017
Saint Elizabeth Assisted Living	01/31/2017	P8600-528-0122	01/20/2017	02/01/2017	01/31/2022
A & F Plating Company	07/31/2016	P1106-360-0721	01/25/2017	01/25/2017	01/25/2017
A.N.I., LLC	No Previous Permit	P8502-582-1221	01/27/2017	01/27/2017	12/31/2021
AS220 - Print Shop	01/31/2017	P2402-073-0122	01/27/2017	02/01/2017	01/31/2022
Americana Expo Center, LLC	No Previous Permit	P8500-397-1221	01/27/2017	01/27/2017	12/31/2021
Cheng's Kitchen	01/31/2017	P8500-380-0122	01/27/2017	02/01/2017	01/31/2022
El Rancho Grande	01/31/2017	P8500-359-0122	01/27/2017	02/01/2017	01/31/2022
Sunny Days Carpet Cleaning	No Previous Permit	P9900-099-1221	01/27/2017	01/27/2017	02/27/2017
D&D Coffee, Inc.	01/31/2017	P8500-392-0122	01/31/2017	02/01/2017	01/31/2022
Jeanette's Bakery	01/31/2017	P8102-199-0122	01/31/2017	02/01/2017	01/31/2022
L.A. Baileys	01/31/2017	P8500-381-0122	01/31/2017	02/01/2017	01/31/2022
Mount Pleasant High School	01/31/2017	P8600-532-0122	01/31/2017	02/01/2017	01/31/2022
Naseeb Corporation	01/31/2017	P8502-599-0122	01/31/2017	02/01/2017	01/31/2022
Narragansett Electric - Melrose Chiller	02/07/2017	P5100-056-1221	02/07/2017	02/07/2017	12/31/2021
Bucktown PVD LLC	No Previous Permit	P8501-399-1221	02/17/2017	02/17/2017	12/31/2021
Dean Auto Collision Center	02/28/2017	P9702-202-0222	02/17/2017	03/01/2017	02/28/2022
East End, LLC	No Previous Permit	P8501-398-1221	02/17/2017	02/17/2017	12/31/2021
Froyo World	02/28/2017	P8500-383-0222	02/17/2017	03/01/2017	02/28/2022
J&W-Cuisinart Center for Culinary Excellence	02/28/2017	P8600-531-0222	02/17/2017	03/01/2017	02/28/2022
JJ Group, Inc.	02/28/2017	P8502-590-0222	02/17/2017	03/01/2017	02/28/2022
Nice Slice LLC	No Previous Permit	P8500-125-0122	02/17/2017	02/17/2017	01/31/2022
RI Mt Fuji Inc.	02/28/2017	P8502-595-0222	02/17/2017	03/01/2017	02/28/2022
Technodic, Inc.	02/28/2017	P1106-365-0222	02/17/2017	03/01/2017	02/28/2022
Cajun Luau	02/28/2017	P8500-402-0222	02/24/2017	03/01/2017	02/28/2022
Contract Specialties, Inc.	02/28/2017	P1106-363-0222	02/24/2017	03/01/2017	02/28/2022
Detroit Collision Center	02/28/2017	P9702-201-0222	02/24/2017	03/01/2017	02/28/2022
Fuji Chen	02/28/2017	P8500-401-0222	02/24/2017	03/01/2017	02/28/2022
G. Tanury Plating Company	02/28/2017	P1112-238-0222	02/24/2017	03/01/2017	02/28/2022
Induplicate LLC	02/28/2017	P1112-239-0222	02/24/2017	03/01/2017	02/28/2022
Mahr Federal Inc.	02/28/2017	P1106-362-0222	02/24/2017	03/01/2017	02/28/2022
Ron's Pastry Gourmet	02/28/2017	P8102-200-0222	02/24/2017	03/01/2017	02/28/2022
SWG Promotions, LLC	02/28/2017	P9902-098-0222	02/24/2017	03/01/2017	02/28/2022
Seven Stars Bakery (Broadway)	02/28/2017	P8500-385-0222	02/24/2017	03/01/2017	02/28/2022
Whole Foods Market, Inc.	02/28/2017	P8202-111-0222	02/24/2017	03/01/2017	02/28/2022
Gao & Gao, Inc.	No Previous Permit	P8500-196-0122	03/03/2017	03/03/2017	01/31/2022
Golden Palace Chinese Restaurant	No Previous Permit	P8500-404-0122	03/03/2017	03/03/2017	01/31/2022

**Field's Point
Permit Issuance / Reissuance Activities - 2017**

Company	Prior Permit	Permit	Issue Date	Effective Date	Expire Date
Group Theory	No Previous Permit	P8500-403-0122	03/03/2017	03/03/2017	01/31/2022
Yawalux Corporation	No Previous Permit	P8500-400-0122	03/03/2017	03/03/2017	01/31/2022
Brown University - School of Engineering	No Previous Permit	P9500-119-0222	03/07/2017	03/07/2017	02/28/2022
Cassarino's Restaurant	03/31/2017	P8502-594-0322	03/17/2017	04/01/2017	03/31/2022
Coin-Op - Providence	03/31/2017	P9200-324-0322	03/17/2017	04/01/2017	03/31/2022
GIFU Providence, Inc.	03/31/2017	P8500-386-0322	03/17/2017	04/01/2017	03/31/2022
IGT	03/31/2017	P8501-396-0322	03/17/2017	04/01/2017	03/31/2022
King Restaurant, Inc.	03/31/2017	P8502-591-0322	03/17/2017	04/01/2017	03/31/2022
Long River Restaurant	03/31/2017	P8500-406-0322	03/17/2017	04/01/2017	03/31/2022
OV's Restaurant	03/31/2017	P8500-378-0322	03/17/2017	04/01/2017	03/31/2022
Meast, LLC	No Previous Permit	P8500-384-0222	03/21/2017	03/21/2017	02/28/2022
PRII, LP	03/31/2017	P8502-592-0322	03/21/2017	04/01/2017	03/31/2022
Taco Bell	03/31/2017	P8500-379-0322	03/21/2017	04/01/2017	03/31/2022
H&S Management, LLC	03/31/2017	P8500-393-0322	03/22/2017	04/01/2017	03/31/2022
Charley PR Inc.	03/31/2017	P8500-391-0322	03/28/2017	04/01/2017	03/31/2022
Food For The Soul	03/31/2017	P8500-389-0322	03/28/2017	04/01/2017	03/31/2022
Hoey-Arpin-Williams-King Funeral Home	03/31/2017	P9600-105-0322	03/28/2017	04/01/2017	03/31/2022
The Washroom	03/31/2017	P9200-328-0322	03/28/2017	04/01/2017	03/31/2022
D & D Chrome Plating	03/31/2017	P4100-097-0322	03/31/2017	04/01/2017	03/31/2022
Hei Place	03/31/2017	P8502-598-0322	03/31/2017	04/01/2017	03/31/2022
Russell J. Boyle & Son	03/31/2017	P9600-103-0322	03/31/2017	04/01/2017	03/31/2022
383 Corporation	No Previous Permit	P8500-418-0322	04/07/2017	04/07/2017	03/31/2022
CV South Street Landing LLC	No Previous Permit	P5300-029-0222	04/07/2017	04/07/2017	02/28/2022
KD Hospitality	No Previous Permit	P8500-414-0222	04/07/2017	04/07/2017	02/28/2022
La Roca Restaurant	No Previous Permit	P8500-410-0322	04/07/2017	04/07/2017	03/31/2022
People's Baptist Church	No Previous Permit	P8500-411-0222	04/07/2017	04/07/2017	02/28/2022
Bayberry Beer Hall	No Previous Permit	P8500-415-0222	04/11/2017	04/11/2017	02/28/2022
The Cadillac Lounge	No Previous Permit	P8502-602-0322	04/11/2017	04/11/2017	03/31/2022
Cumberland Farms Inc.	No Previous Permit	P8500-419-0322	04/14/2017	04/14/2017	03/31/2022
F&F Coffee House, Ltd.	No Previous Permit	P8500-405-0122	04/14/2017	04/14/2017	01/31/2022
Contech Medical, Inc.	04/30/2017	P4300-069-0422	04/18/2017	05/01/2017	04/30/2022
DiFruscia Industries, Inc.	04/18/2017	P1112-240-0122	04/18/2017	04/18/2017	01/31/2022
Istanbul Gourmet Market, LLC	04/30/2017	P8202-110-0422	04/18/2017	05/01/2017	04/30/2022
Paul Cuffee High School	04/30/2017	P8600-520-0422	04/18/2017	05/01/2017	04/30/2022
University Foot Center - Smith Street	No Previous Permit	P9402-383-0422	04/18/2017	05/01/2017	03/01/2017
Ryan Health Center, Inc.	04/30/2017	P8600-530-0422	04/25/2017	05/01/2017	04/30/2022
Umicore Thin Film Products	04/30/2017	P2206-046-0422	04/25/2017	05/01/2017	04/30/2022
Admiral Suds Laundry	04/30/2017	P9200-325-0422	04/28/2017	05/01/2017	04/30/2022
Al Forno	04/30/2017	P8502-601-0422	04/28/2017	05/01/2017	04/30/2022
El Mogote	04/30/2017	P8500-387-0422	04/28/2017	05/01/2017	04/30/2022
Elliot M. Robbins Funeral Home	04/30/2017	P9600-106-0422	04/28/2017	05/01/2017	04/30/2022
L&R Granite Inc.	No Previous Permit	P4200-167-0322	04/28/2017	04/28/2017	03/31/2022
Providence Coal Fired Pizza	04/30/2017	P8502-605-0422	04/28/2017	05/01/2017	04/30/2022
South Beach Cafe	No Previous Permit	P8500-407-0222	04/28/2017	04/28/2017	02/28/2022
Coronado LLC	No Previous Permit	P8500-422-0322	05/05/2017	05/05/2017	03/31/2022
Equilon Enterprises LLC	No Previous Permit	P3702-058-0322	05/05/2017	05/05/2017	03/31/2022
Jahunger	No Previous Permit	P8500-417-0322	05/05/2017	05/05/2017	03/31/2022
Sin LLC	No Previous Permit	P8500-420-0322	05/05/2017	05/05/2017	03/31/2022
The Shop on Westminster	No Previous Permit	P8500-416-0322	05/05/2017	05/05/2017	03/31/2022
Alviti Link-All, Inc.	05/31/2017	P4200-168-0522	05/16/2017	06/01/2017	05/31/2022
Anjon Inc.	05/31/2017	P8501-401-0522	05/16/2017	06/01/2017	05/31/2022
B. Maceroni & Sons, Inc.	05/31/2017	P9600-107-0522	05/16/2017	06/01/2017	05/31/2022
Hartford Laundromat, Inc.	05/31/2017	P9200-327-0522	05/16/2017	06/01/2017	05/31/2022

**Field's Point
Permit Issuance / Reissuance Activities - 2017**

Company	Prior Permit	Permit	Issue Date	Effective Date	Expire Date
Bread Boss LLC	No Previous Permit	P8102-205-0322	05/23/2017	05/23/2017	03/31/2022
Annex Plating	05/31/2017	P4100-101-0522	05/30/2017	06/01/2017	05/31/2022
Beneficent House, Inc.	05/31/2017	P8600-536-0522	05/30/2017	06/01/2017	05/31/2022
Elmwood Ultra Clean Laundry	05/31/2017	P9200-326-0522	05/30/2017	06/01/2017	05/31/2022
Monahan-Drabble-Sherman	05/31/2017	P9600-104-0522	05/30/2017	06/01/2017	05/31/2022
NBC - Water Quality Science Building	05/31/2017	P9500-116-0522	05/30/2017	06/01/2017	05/31/2022
SCI RI Funeral Services LLC	05/31/2017	P9600-109-0522	05/30/2017	06/01/2017	05/31/2022
Saptagiri LLC	05/31/2017	P8500-399-0522	05/30/2017	06/01/2017	05/31/2022
Crisloid, LLC	05/31/2017	P2104-143-0522	05/31/2017	06/01/2017	05/31/2022
Providence Pancakes, Inc.	No Previous Permit	P8502-604-0422	06/09/2017	06/09/2017	04/30/2022
The Whiskey Republic	06/16/2017	P8501-403-0422	06/16/2017	06/16/2017	04/30/2022
Christiansen Dairy Co. Inc.	06/30/2017	P8402-040-0622	06/20/2017	07/01/2017	06/30/2022
New Rivers Restaurant Group Inc.	06/30/2017	P8500-429-0622	06/20/2017	07/01/2017	06/30/2022
Brother's Famous Pizza	06/30/2017	P8500-398-0622	06/23/2017	07/01/2017	06/30/2022
Burger King #10759	06/30/2017	P8502-600-0622	06/23/2017	07/01/2017	06/30/2022
Christina D. Dicomis DMD	06/30/2017	P9400-384-0622	06/23/2017	07/01/2017	06/30/2022
Northeast Environmental	06/30/2017	P9500-118-0622	06/23/2017	07/01/2017	06/30/2022
Pane E Vino	06/30/2017	P8501-400-0622	06/23/2017	07/01/2017	06/30/2022
A.A. Mariani Funeral/Carriage	06/30/2017	P9600-110-0622	06/27/2017	07/01/2017	06/30/2022
Archangel Michael Inc.	06/30/2017	P8500-412-0622	06/27/2017	07/01/2017	06/30/2022
B. Deltoro & Sons, Inc.	06/30/2017	P8104-203-0622	06/27/2017	07/01/2017	06/30/2022
Bell Funeral Home, Inc.	06/30/2017	P9600-108-0622	06/27/2017	07/01/2017	06/30/2022
The Laundry Club	06/30/2017	P9200-330-0622	06/27/2017	07/01/2017	06/30/2022
Gano Holdings, LLC	07/14/2017	P8600-543-0622	07/14/2017	07/14/2017	06/30/2022
La Broa Pizza	No Previous Permit	P8500-425-0422	07/14/2017	07/14/2017	04/30/2022
Antonelli Poultry	07/31/2017	P8102-201-0722	07/18/2017	08/01/2017	07/31/2022
Best Eastern Chinese and Japanese Rest.	07/31/2017	P8500-709-0722	07/18/2017	08/01/2017	07/31/2022
Brown University - Sidney Frank Hall	07/31/2017	P9502-120-0722	07/18/2017	08/01/2017	07/31/2022
Delgado Inc.	07/31/2017	P8500-409-0722	07/18/2017	08/01/2017	07/31/2022
Ocean State Laundry	07/31/2017	P9200-332-0722	07/18/2017	08/01/2017	07/31/2022
Prov. College- Albertus Magnus/Sowa Hall	07/31/2017	P9500-117-0722	07/18/2017	08/01/2017	07/31/2022
Whole Foods Market Group, Inc.	07/31/2017	P8204-112-0722	07/18/2017	08/01/2017	07/31/2022
Genesis Marketing Group - Warren Avenue	07/31/2017	P4200-166-0722	07/21/2017	08/01/2017	07/31/2022
Paul Cuffee School	07/31/2017	P8600-535-0722	07/21/2017	08/01/2017	07/31/2022
Darlington Memory Lane Inc.	07/31/2017	P8600-555-0722	07/25/2017	08/01/2017	07/31/2022
Du-Pro-Lux Cleansers	07/31/2017	P9200-329-0722	07/25/2017	08/01/2017	07/31/2022
Golden City	07/31/2017	P8502-607-0722	07/25/2017	08/01/2017	07/31/2022
Minervas Pizza	07/31/2017	P8500-421-0722	07/25/2017	08/01/2017	07/31/2022
Admiral Packaging	07/31/2017	P4200-169-0722	07/28/2017	08/01/2017	07/31/2022
Aipso	07/31/2017	P8600-533-0722	07/28/2017	08/01/2017	07/31/2022
D'Ambra Auto Sales	07/31/2017	P9702-203-0722	07/28/2017	08/01/2017	07/31/2022
Jon Roc Linc	07/31/2017	P8502-603-0722	07/28/2017	08/01/2017	07/31/2022
Ocean State Peeled Potatoes	07/31/2017	P8104-202-0722	07/28/2017	08/01/2017	07/31/2022
Rich Group	07/31/2017	P5202-079-0722	07/28/2017	08/01/2017	07/31/2022
Toast and Eggs	07/31/2017	P8501-402-0722	07/28/2017	08/01/2017	07/31/2022
Unique Plating Company	07/31/2017	P1106-366-0722	07/28/2017	08/01/2017	07/31/2022
La Rubia Cafeteria	No Previous Permit	P8501-415-0622	08/01/2017	08/02/2017	06/30/2022
Rosario Society	No Previous Permit	P8502-611-0622	08/01/2017	08/02/2017	06/30/2022
Providence Water	No Previous Permit	P3702-059-0622	08/04/2017	08/04/2017	06/30/2022
Friskie Fries	No Previous Permit	P8500-426-0422	08/11/2017	08/11/2017	04/30/2022
Pure Haven, LLC	No Previous Permit	P3502-009-0622	08/11/2017	08/11/2017	06/30/2022
Metropolitan Career & Tech Ctr	08/31/2017	P8600-534-0822	08/15/2017	09/01/2017	08/31/2022
Mineral Spring Holdings, LLC	08/31/2017	P9702-205-0822	08/15/2017	09/01/2017	08/31/2022

Field's Point
Permit Issuance / Reissuance Activities - 2017

Company	Prior Permit	Permit	Issue Date	Effective Date	Expire Date
Olympic Pizza	08/31/2017	P8500-434-0822	08/15/2017	09/01/2017	08/31/2022
The Allied Group	08/31/2017	P2402-074-0822	08/15/2017	09/01/2017	08/31/2022
Verizon	08/31/2017	P2700-099-0822	08/15/2017	09/01/2017	08/31/2022
50 Weybosset Holdings, LLC	08/31/2017	P8502-606-0822	08/25/2017	09/01/2017	08/31/2022
Blossom Laundry Inc.	08/31/2017	P9200-331-0822	08/25/2017	09/01/2017	08/31/2022
Friskie Fries	No Previous Permit	P8501-405-0322	08/25/2017	08/25/2017	03/31/2022
Providence Schools	08/31/2017	P8600-554-0822	08/25/2017	09/01/2017	08/31/2022
Providence Schools - 797 Cafe	08/31/2017	P8501-406-0822	08/29/2017	09/01/2017	08/31/2022
Quay, LLC	No Previous Permit	P8500-408-0522	08/29/2017	08/29/2017	05/31/2022
Veazie Street School	08/31/2017	P8600-545-0822	08/29/2017	09/01/2017	08/31/2022
City of Providence	08/31/2017	P8600-559-0822	08/31/2017	09/01/2017	08/31/2022
PVDonuts, LLC	No Previous Permit	P8500-445-0722	09/05/2017	09/05/2017	07/31/2022
DeLuise Bakery Inc.	No Previous Permit	P8102-207-0722	09/08/2017	09/08/2017	07/31/2022
Vanuatu Cafe LLC	No Previous Permit	P8500-449-0822	09/12/2017	09/12/2017	08/31/2022
Asian Star Market, Inc.	09/30/2017	P8102-204-0922	09/15/2017	10/01/2017	09/30/2022
Cibao Supermarket	09/30/2017	P8202-113-0922	09/15/2017	10/01/2017	09/30/2022
KJB Industries Inc.	09/30/2017	P8501-407-0922	09/15/2017	10/01/2017	09/30/2022
Pasha Lounge	09/30/2017	P8500-423-0922	09/15/2017	10/01/2017	09/30/2022
Three Sisters, LLC	09/30/2017	P8500-443-0922	09/15/2017	10/01/2017	09/30/2022
7-Eleven (Charles Street)	No Previous Permit	P8500-455-0822	09/19/2017	09/19/2017	08/31/2022
Providence College - Bedford Hall	09/30/2017	P8600-537-0922	09/19/2017	10/01/2017	09/30/2022
Providence College - Davis Hall	09/30/2017	P8600-539-0922	09/19/2017	10/01/2017	09/30/2022
Providence College - Ditrugia Hall	09/30/2017	P8600-540-0922	09/19/2017	10/01/2017	09/30/2022
Providence College - Mal Brown Hall	09/30/2017	P8600-541-0922	09/19/2017	10/01/2017	09/30/2022
Providence College - Meagher Hall	09/30/2017	P8600-542-0922	09/19/2017	10/01/2017	09/30/2022
Providence College- Cunningham Hall	09/30/2017	P8600-538-0922	09/19/2017	10/01/2017	09/30/2022
Waterfire Providence	No Previous Permit	P9702-191-0722	09/19/2017	09/19/2017	07/31/2022
Ada's Creations, Inc.	09/30/2017	P8502-609-0922	09/22/2017	10/01/2017	09/30/2022
Bailey's Pub	No Previous Permit	P8500-456-0822	09/22/2017	09/22/2017	08/31/2022
Bright Funeral Home	09/30/2017	P9600-111-0922	09/22/2017	10/01/2017	09/30/2022
Brown University - Geochem	09/30/2017	P9502-122-0922	09/22/2017	10/01/2017	09/30/2022
Garden of Eve	No Previous Permit	P8500-440-0522	09/22/2017	09/22/2017	05/31/2022
La Lupita Tacos Mexicanos LLC	09/30/2017	P8500-435-0922	09/22/2017	10/01/2017	09/30/2022
McDonald's/Kristin Foods, Inc.	09/30/2017	P8502-610-0922	09/22/2017	10/01/2017	09/30/2022
OSI/Fleming's, LLC	09/30/2017	P8502-612-0922	09/22/2017	10/01/2017	09/30/2022
Sorrento Restaurant	No Previous Permit	P8501-413-0522	09/22/2017	09/25/2017	05/31/2022
Wicked Fresh Cafe	No Previous Permit	P8500-437-0522	09/22/2017	09/22/2017	05/31/2022
334 South Water Inc.	09/30/2017	P8502-614-0922	09/29/2017	10/01/2017	09/30/2022
Burton Family Dental	No Previous Permit	P9400-387-0722	09/29/2017	09/29/2017	07/31/2022
Ebisu Restaurant	No Previous Permit	P8501-409-0422	09/29/2017	09/29/2017	04/30/2022
Fondue Providence, LLC	09/30/2017	P8502-615-0922	09/29/2017	10/01/2017	09/30/2022
Homefries Restaurant	09/30/2017	P8501-411-0922	09/29/2017	10/01/2017	09/30/2022
Ivy Tavern	09/30/2017	P8500-447-0922	09/29/2017	10/01/2017	09/30/2022
J & W - John Hazen White Center	09/30/2017	P8502-608-0922	09/29/2017	10/01/2017	09/30/2022
KLEOS-RI	No Previous Permit	P8501-408-0422	09/29/2017	09/29/2017	04/30/2022
La Gran Parada	09/30/2017	P8500-446-0922	09/29/2017	10/01/2017	09/30/2022
R. Zoppo Corp.	No Previous Permit	P4012-074-0822	09/29/2017	09/29/2017	11/06/2017
Universal Plating Company, Inc.	09/30/2017	P1106-367-0922	09/29/2017	10/01/2017	09/30/2022
LCP Providence Hotel Investment	10/05/2017	P8600-557-0621	10/06/2017	10/06/2017	06/30/2021
HABC LLC	No Previous Permit	P8501-418-0922	10/13/2017	10/13/2017	09/30/2022
TOM FOOD LLC	No Previous Permit	P8500-457-0922	10/13/2017	10/13/2017	09/30/2022
Lima Subs, LLC	10/31/2017	P8500-438-1022	10/17/2017	11/01/2017	10/31/2022
West River Cafe, LLC	10/31/2017	P8501-410-1022	10/17/2017	11/01/2017	10/31/2022

Field's Point
Permit Issuance / Reissuance Activities - 2017

Company	Prior Permit	Permit	Issue Date	Effective Date	Expire Date
J & W - Friedman Center	10/31/2017	P8600-568-1022	10/20/2017	11/01/2017	10/31/2022
Mi Sueno Inc.	10/31/2017	P8500-451-1022	10/20/2017	11/01/2017	10/31/2022
Providence College - McDermott Hall	10/31/2017	P8600-548-1022	10/20/2017	11/01/2017	10/31/2022
Providence College - McVinney Hall	10/31/2017	P8600-547-1022	10/20/2017	11/01/2017	10/31/2022
Providence College - Alumni Hall	10/31/2017	P8600-553-1022	10/24/2017	11/01/2017	10/31/2022
Providence College - Aquinas Hall	10/31/2017	P8600-552-1022	10/24/2017	11/01/2017	10/31/2022
Providence College - Fennell Hall	10/31/2017	P8600-551-1022	10/24/2017	11/01/2017	10/31/2022
Providence College - Guzman Hall	10/31/2017	P8600-550-1022	10/24/2017	11/01/2017	10/31/2022
Providence College - Joseph Hall	10/31/2017	P8600-549-1022	10/24/2017	11/01/2017	10/31/2022
Ronit Corporation	10/31/2017	P8500-427-1022	10/24/2017	11/01/2017	10/31/2022
ASP & Training Inc.	No Previous Permit	P8500-459-0922	10/31/2017	10/31/2017	09/30/2022
Admiral Donuts, Inc.	10/31/2017	P8500-432-1022	10/31/2017	11/01/2017	10/31/2022
National Amusements, Inc.	10/31/2017	P9900-100-1022	10/31/2017	11/01/2017	10/31/2022
Starbucks Corporation	No Previous Permit	P8500-439-0522	10/31/2017	10/31/2017	05/31/2022
The Providence School Department	10/31/2017	P8600-556-1022	10/31/2017	11/01/2017	10/31/2022
The Sandwich Shop	No Previous Permit	P8500-461-0922	10/31/2017	10/31/2017	09/30/2022
Laughing Gorilla LLC	No Previous Permit	P8502-620-0922	11/07/2017	11/07/2017	09/30/2022
Lincoln School	No Previous Permit	P8600-563-0822	11/09/2017	11/09/2017	08/31/2022
Gorditas, Inc.	11/30/2017	P8501-412-1122	11/21/2017	12/01/2017	11/30/2022
Speedy Auto Service by Monro	11/30/2017	P9702-207-1122	11/21/2017	12/01/2017	11/30/2022
Providence College - Hickey Hall	11/30/2017	P9500-121-1122	11/24/2017	12/01/2017	11/30/2022
Providence College-Power Plant	11/30/2017	P5304-030-1122	11/24/2017	12/01/2017	11/30/2022
RISD - Benson Hall	11/30/2017	P2402-075-1122	11/24/2017	12/01/2017	11/30/2022
Community College of RI - Providence	11/30/2017	P8600-561-1122	11/28/2017	12/01/2017	11/30/2022
Elmwood Health Center	11/30/2017	P8600-558-1122	11/28/2017	12/01/2017	11/30/2022
Figidini Wood Fire Eatery, LLC	11/30/2017	P8500-444-1122	11/28/2017	12/01/2017	11/30/2022
Light & Conforti DMDs, LLC	11/30/2017	P9400-385-1122	11/28/2017	12/01/2017	11/30/2022
Mac-Gray Services, Inc.	11/30/2017	P9200-334-1122	11/28/2017	12/01/2017	11/30/2022
Triad Pizza, Inc.	11/30/2017	P8500-454-1122	11/28/2017	12/01/2017	11/30/2022
Popeye's Chicken	11/30/2017	P8502-624-1122	11/30/2017	12/01/2017	11/30/2022
G&R Daou, Inc	No Previous Permit	P8500-463-0922	12/01/2017	12/01/2017	09/30/2022
Mark Precision, Inc.	11/30/2017	P4200-170-1122	12/01/2017	12/01/2017	11/30/2022
Mohegan Johnston (SM) Subs, LLC	No Previous Permit	P8500-460-0922	12/01/2017	12/01/2017	09/30/2022
Ricci Family Dentistry	No Previous Permit	P9400-389-0922	12/01/2017	12/01/2017	09/30/2022
White Horse LLC	No Previous Permit	P8500-469-1022	12/01/2017	12/01/2017	10/31/2022
Ferrara's Hometown Bar & Grill	No Previous Permit	P8500-475-1022	12/08/2017	12/08/2017	10/31/2022
Mohegan Johnston (SM), LLC	No Previous Permit	P8501-404-0322	12/08/2017	12/08/2017	03/31/2022
Tina's Italian Kitchen	No Previous Permit	P8500-474-1022	12/08/2017	12/08/2017	10/31/2022
Troy, LLC	No Previous Permit	P8500-478-1122	12/08/2017	12/08/2017	11/30/2022
Crisp LLC	No Previous Permit	P8500-466-0922	12/12/2017	12/12/2017	09/30/2022
Ocean State Metals, Inc.	12/31/2017	P4600-053-1222	12/15/2017	01/01/2018	12/31/2022
Providence College - Raymond Hall	12/31/2017	P8600-565-1222	12/15/2017	01/01/2018	12/31/2022
Mills Tavern	12/31/2016	P8502-597-1221	12/16/2016	01/01/2017	12/31/2021
Narragansett Improvement Co.	12/31/2016	P3502-008-1221	12/16/2016	01/01/2017	12/31/2021
R.I. Beef & Veal, Inc	12/31/2016	P8104-194-1221	12/16/2016	01/01/2017	12/31/2021
Waterman Grill, LLC	12/31/2016	P8502-583-1221	12/16/2016	01/01/2017	12/31/2021
Being Sisyphus, Inc.	12/31/2017	P8500-452-1222	12/19/2017	01/01/2018	12/31/2022
Cisco's Pizza	12/31/2017	P8500-436-1222	12/19/2017	01/01/2018	12/31/2022
Dept. of Veterans Affairs Medical Center	12/31/2017	P9904-102-1222	12/19/2017	01/01/2018	12/31/2022
Italian Dessert Service Import, Inc.	12/31/2017	P8501-419-1222	12/19/2017	01/01/2018	12/31/2022
Nara, LLC	12/31/2017	P8501-414-1222	12/19/2017	01/01/2018	12/31/2022
Quality Seafood	12/31/2017	P8102-206-1222	12/19/2017	01/01/2018	12/31/2022
Walt's Roast Beef- North Providence	12/31/2017	P8501-422-1222	12/19/2017	01/01/2018	12/31/2022

**Field's Point
Permit Issuance / Reissuance Activities - 2017**

Company	Prior Permit	Permit	Issue Date	Effective Date	Expire Date
Al-Jac Produce	12/31/2016	P8104-192-1221	12/20/2016	01/01/2017	12/31/2021
KVRH Foods Inc.	12/31/2016	P8500-375-1221	12/20/2016	01/01/2017	12/31/2021
Mutual Metals/Mutual Cornell	12/31/2016	P4300-070-1221	12/20/2016	01/01/2017	12/31/2021
Rhode Island Favorite Chicken III, LLC	12/31/2016	P8502-588-1221	12/20/2016	01/01/2017	12/31/2021
Rita's Pizza	12/31/2016	P8500-394-1221	12/20/2016	01/01/2017	12/31/2021
Shore's Market, Inc.	12/31/2016	P8202-107-1221	12/20/2016	01/01/2017	12/31/2021
Surface Coatings, LLC	12/31/2016	P1106-364-1221	12/20/2016	01/01/2017	10/06/2017
D. Palmieri Bakery	12/31/2017	P8900-067-1222	12/22/2017	01/01/2018	12/31/2022
Hasbro	12/31/2017	P8602-562-1222	12/22/2017	01/01/2018	12/31/2022
Popeye's Chicken and Biscuits	12/31/2017	P8500-450-1222	12/22/2017	01/01/2018	12/31/2022
Zumstein Family Dentistry	12/31/2017	P9400-388-1222	12/22/2017	01/01/2018	12/31/2022
L/M TacoRI Inc.	No Previous Permit	P8502-622-1022	12/26/2017	12/26/2017	10/31/2022
Nero Enterprises	No Previous Permit	P8500-471-1022	12/26/2017	12/26/2017	10/31/2022

***PERMIT ISSUANCE/REISSUANCE
ACTIVITIES***

BUCKLIN POINT

Bucklin Point
Permit Issuance / Reissuance Activities - 2017

Company	Prior Permit	Permit	Issue Date	Effective Date	Expire Date
East Providence Fire Station #3	01/31/2017	B9702-075-0122	01/17/2017	02/01/2017	01/31/2022
Interplex Engineered Products, Inc.	01/31/2017	B1112-088-0122	01/17/2017	02/01/2017	01/31/2021
Medcure	01/31/2017	B9500-024-0122	01/17/2017	02/01/2017	01/31/2022
Trinity Management LLC	No Previous Permit	B8502-279-1221	01/17/2017	01/17/2017	12/31/2021
Blue Line Septic, LLC	01/31/2017	B8000-138-0122	01/20/2017	02/01/2017	01/31/2022
Bullard Abrasives Inc	01/31/2017	B4200-121-0122	01/20/2017	02/01/2017	01/31/2022
Marotta Food Corporation	01/31/2017	B8202-066-0122	01/20/2017	02/01/2017	01/31/2022
Poppy's Family Restaurant	01/31/2017	B8500-690-0122	01/20/2017	02/01/2017	01/31/2022
Shaghalian Family Dental, LLC.	No Previous Permit	B9402-160-1221	01/20/2017	01/20/2017	12/31/2021
Trinity Management	No Previous Permit	B8502-278-1221	01/20/2017	01/20/2017	12/31/2021
Isle Brewers Guild	No Previous Permit	B3404-023-1221	01/24/2017	01/24/2017	12/31/2021
Chengdu Taste Inc. (New)	No Previous Permit	B8500-707-1221	01/27/2017	01/27/2017	12/31/2021
Orion Retail	01/31/2017	B2602-012-0122	01/27/2017	02/01/2017	01/31/2022
B. Pinelli's Simply Italian	01/31/2017	B8502-273-0122	01/31/2017	02/01/2017	07/01/2017
Motown Pizza, LLC	01/31/2017	B8500-695-0122	01/31/2017	02/01/2017	01/31/2022
Ocean State Five II, LLC	01/31/2017	B8502-280-0122	01/31/2017	02/01/2017	01/31/2022
Dunkin Donuts - Cumberland	01/31/2017	B8500-700-0122	02/01/2017	02/01/2017	01/31/2022
Darlington Assisted Living Center	02/28/2017	B8600-151-0222	02/17/2017	03/01/2017	02/28/2022
Hark's Hadwin Street Cafe	02/28/2017	B8500-704-0222	02/17/2017	03/01/2017	02/28/2022
Ming Garden, Inc.	02/28/2017	B8500-697-0222	02/17/2017	03/01/2017	02/28/2022
Trinity Management LLC	No Previous Permit	B8502-282-0122	02/17/2017	02/17/2017	01/01/2022
A.E.E. Inc.	02/28/2017	B8500-710-0222	02/24/2017	03/01/2017	02/28/2022
Cumberland Public Schools	02/28/2017	B8600-150-0222	02/24/2017	03/01/2017	02/28/2022
Jin Hua Chinese Restaurant, Inc.	02/28/2017	B8502-272-0222	02/24/2017	03/01/2017	02/28/2022
Garrity Pub & Restaurant	02/28/2017	B8502-284-0222	02/28/2017	03/01/2017	02/28/2022
Dominican Market	No Previous Permit	B8102-096-0122	03/03/2017	03/03/2017	01/31/2022
E & T Bella Pasta	No Previous Permit	B8501-155-0122	03/03/2017	03/03/2017	01/31/2022
North Smithfield Laser Tag and Arcade	No Previous Permit	B8500-661-0122	03/03/2017	03/03/2017	01/31/2022
Trinity Management	No Previous Permit	B8502-283-0122	03/03/2017	03/03/2017	01/31/2022
V. George Rustigian Rugs Inc.	No Previous Permit	B9900-069-1121	03/07/2017	03/07/2017	11/30/2021
Printmakers, Inc.	03/31/2017	B9302-022-0322	03/17/2017	04/01/2017	03/31/2022
Garfield Social Club	03/31/2017	B8502-277-0322	03/21/2017	04/01/2017	03/31/2022
Pawtucket Lion Pizza, Inc.	03/31/2017	B8500-706-0322	03/21/2017	04/01/2017	03/31/2022
Scituate Cesspool, Inc.	03/31/2017	B8000-137-0322	03/21/2017	04/01/2017	03/31/2022
Asia Restaurants, Inc.	03/31/2017	B8502-276-0322	03/28/2017	04/01/2017	03/31/2022
Dental Associates of Cumberland, Inc.	03/31/2017	B9400-161-0322	03/28/2017	04/01/2017	03/31/2022
Thyssenkrupp Materials	03/31/2017	B4600-024-0322	03/28/2017	04/01/2017	03/31/2022
ArtVac Corporation	03/31/2017	B5100-012-0222	03/31/2017	03/31/2017	02/28/2022
Denison Acquisition Company, LLC	03/31/2017	B1404-018-0322	03/31/2017	04/01/2017	03/31/2022
Leedon Webbing Co., Inc.	03/31/2017	B4400-023-0322	03/31/2017	04/01/2017	03/31/2022
Maroon Group, LLC.	No Previous Permit	B2202-022-0222	03/31/2017	03/31/2017	02/28/2022
Don's Lunch	No Previous Permit	B8500-714-0222	04/07/2017	04/07/2017	02/28/2022
G.B. Donuts of RI Inc.	04/30/2017	B8500-717-0422	04/18/2017	05/01/2017	04/30/2022
Tedor Pharma Inc.	04/30/2017	B1404-019-0422	04/25/2017	05/01/2017	04/30/2022
Torre Corp.	04/30/2017	B8502-274-0422	04/25/2017	05/01/2017	04/30/2022
Land Works LLC	No Previous Permit	B8000-140-0322	04/28/2017	04/28/2017	03/31/2022
Lucky Chen	04/30/2017	B8502-281-0422	04/28/2017	05/01/2017	04/30/2022
Lucky Chen Corp 2	04/30/2017	B8500-708-0422	04/28/2017	05/01/2017	04/30/2022
Pawtucket Power Associates	04/30/2017	B1604-008-0422	04/28/2017	05/01/2017	04/30/2022
Rumford Dental	04/30/2017	B9400-159-0422	04/28/2017	05/01/2017	04/30/2022
Texcel Industries, Inc.	04/30/2017	B2302-087-0422	04/28/2017	05/01/2017	04/30/2022
Dunkin Donuts - Central Avenue	05/31/2017	B8500-711-0522	05/16/2017	06/01/2017	05/31/2022
MDB-T LLC	No Previous Permit	B9702-078-0322	05/23/2017	05/23/2017	03/31/2022

**Bucklin Point
Permit Issuance / Reissuance Activities - 2017**

Company	Prior Permit	Permit	Issue Date	Effective Date	Expire Date
Keefe Funeral Home, Inc.	05/31/2017	B9600-055-0522	05/30/2017	06/01/2017	05/31/2022
J&M Diamond Tool, Inc.	06/08/2017	B4400-024-0322	06/09/2017	06/09/2017	03/31/2022
School Street Warehouse, LLC	No Previous Permit	B9702-076-0522	06/09/2017	06/09/2017	05/31/2022
Chemart Company	06/30/2017	B1112-089-0622	06/16/2017	07/01/2017	06/30/2022
Cooley, Incorporated	06/30/2017	B5302-037-0622	06/16/2017	07/01/2017	06/30/2022
DIP, Inc.	06/30/2017	B8502-287-0622	06/16/2017	07/01/2017	08/08/2017
Galway Bay	06/30/2017	B8500-721-0622	06/16/2017	07/01/2017	06/30/2022
David London and Company	06/30/2017	B3502-011-0622	06/20/2017	07/01/2017	06/30/2022
Murphy's Law	06/30/2017	B8502-288-0622	06/23/2017	07/01/2017	06/30/2022
Shaydan Inc.	06/23/2017	B8500-720-0422	06/23/2017	06/23/2017	04/30/2022
The 579, LLC	No Previous Permit	B8502-286-0322	06/23/2017	06/23/2017	03/31/2022
ELKA Restaurant, Inc.	06/30/2017	B8500-722-0622	06/27/2017	07/01/2017	06/30/2022
9W Halo OpCo L.P.	No Previous Permit	B2506-015-0522	06/30/2017	06/30/2017	05/31/2022
Providence Metallizing Company, Inc.	07/31/2017	B1112-090-0722	07/18/2017	08/01/2017	07/31/2022
Country Lounge Inc.	07/31/2017	B8500-713-0722	07/21/2017	08/01/2017	07/31/2022
Liquid Blue	07/31/2017	B2304-088-0722	07/21/2017	08/01/2017	07/31/2022
M & MNY System	07/31/2017	B8500-716-0722	07/21/2017	08/01/2017	07/31/2022
Panaderia El Antojo, Inc.	07/31/2017	B8500-712-0722	07/21/2017	08/01/2017	07/31/2022
Underground Heros Inc.	07/31/2017	B8500-715-0722	07/21/2017	08/01/2017	07/31/2022
Tanya Creations, Inc.	07/31/2017	B4200-123-0722	07/24/2017	08/01/2017	07/31/2022
Hope Global	07/31/2017	B2302-089-0722	07/25/2017	08/01/2017	07/31/2022
Kiwi Burst Yogurt Shop	07/31/2017	B8500-718-0722	07/25/2017	08/01/2017	07/31/2022
Diene Group LLC	No Previous Permit	B8500-729-0622	07/28/2017	07/28/2017	06/30/2022
Amica Mutual Insurance Co. - 25	08/31/2017	B3702-017-0822	08/15/2017	09/01/2017	08/31/2022
Verizon - BV	08/31/2017	B2700-086-0822	08/15/2017	09/01/2017	08/31/2022
Broadway Car Wash	08/31/2017	B9702-079-0822	08/25/2017	09/01/2017	08/31/2022
C & P Enterprises	08/31/2017	B9702-080-0822	08/25/2017	09/01/2017	08/31/2022
Costa del Sol Restaurant	No Previous Permit	B8500-730-0622	08/25/2017	08/25/2017	06/30/2022
Michael Perri & Sons, Inc.	08/31/2017	B8000-139-0822	08/25/2017	09/01/2017	08/31/2022
Cumberland High School	08/31/2017	B8600-144-0822	08/29/2017	09/01/2017	08/31/2022
Spring House Chinese	08/31/2017	B8502-285-0822	08/29/2017	09/01/2017	08/31/2022
Sunoco, Inc. (R&M)	08/31/2017	B8500-719-0822	08/29/2017	09/01/2017	08/31/2022
Hot Spot LLC	08/31/2017	B8500-737-0822	08/31/2017	09/01/2017	08/31/2022
Teknor Apex - Mendon	08/31/2017	B3704-016-0822	08/31/2017	09/01/2017	08/31/2022
Galito's Restaurant	No Previous Permit	B8501-160-0622	09/05/2017	09/05/2017	06/30/2022
Armistice Pizzeria LLC	No Previous Permit	B8500-728-0822	09/12/2017	09/12/2017	08/31/2022
D & M Properties LLC	No Previous Permit	B8500-736-0822	09/12/2017	09/12/2017	09/12/2017
Red Maple Restaurant, Inc.	No Previous Permit	B8500-735-0822	09/12/2017	09/12/2017	11/27/2017
Georgia's Restaurant Ltd.	09/30/2017	B8501-159-0922	09/15/2017	10/01/2017	09/30/2022
Super Dragon	09/30/2017	B8501-157-0922	09/15/2017	10/01/2017	09/30/2022
Kitchen & Counter Top Center of N.E.	No Previous Permit	B4200-125-0722	09/19/2017	09/19/2017	07/31/2022
Air Filtration Systems	09/22/2017	B4200-124-0522	09/22/2017	09/22/2017	05/31/2022
Costigan - O'Neill Funeral Home	09/30/2017	B9600-056-0922	09/22/2017	10/01/2017	09/30/2022
Allstate Restaurant Equipment	09/30/2017	B9902-070-0922	09/29/2017	10/01/2017	09/30/2022
Bernardo Manufacturing	09/30/2017	B2102-031-0922	09/29/2017	10/01/2017	09/30/2022
Bliss Manufacturing Co., Inc.	09/30/2017	B1106-076-0922	09/29/2017	10/01/2017	09/30/2022
Canton Wok	09/30/2017	B8500-732-0922	09/29/2017	10/01/2017	09/30/2022
Dwaraka Foods LLC	No Previous Permit	B8500-739-0722	09/29/2017	09/29/2017	07/31/2022
Foolproof Brewing Co., LLC	09/30/2017	B8902-016-0922	09/29/2017	10/01/2017	09/30/2022
La Casona Restaurant	09/30/2017	B8500-738-0922	09/29/2017	10/01/2017	09/30/2022
Lonsdale Donuts	10/13/2017	B8500-740-0822	10/13/2017	10/13/2017	08/31/2022
Eaton Corporation	10/15/2017	B1104-027-0422	10/16/2017	10/16/2017	04/30/2022
Agawam Hunt	10/31/2017	B8502-289-1022	10/17/2017	11/01/2017	10/31/2022

Bucklin Point
Permit Issuance / Reissuance Activities - 2017

Company	Prior Permit	Permit	Issue Date	Effective Date	Expire Date
J and K Restaurant	10/31/2017	B8500-727-1022	10/17/2017	11/01/2017	10/31/2022
Modern Diner	10/31/2017	B8501-158-1022	10/17/2017	11/01/2017	10/31/2022
Cuisine Del Mar	10/31/2017	B8500-724-1022	10/24/2017	11/01/2017	10/31/2022
Angelo's Pizza, Inc.	11/30/2017	B8500-734-1122	11/17/2017	12/01/2017	11/30/2022
Broadway Pizza	11/30/2017	B8500-726-1122	11/17/2017	12/01/2017	11/30/2022
Cumberland House of Pizza	11/30/2017	B8502-291-1122	11/17/2017	12/01/2017	11/30/2022
The Mansion, Inc.	11/30/2017	B8600-158-1122	11/17/2017	12/01/2017	11/30/2022
Diffley & Daughters Septic	11/30/2017	B8000-141-1122	11/21/2017	12/01/2017	11/30/2022
Homestead Baking Company	11/30/2017	B8102-097-1111	11/21/2017	12/01/2017	11/30/2022
Mr. USA Cleaners	11/30/2017	B9200-151-1122	11/21/2017	12/01/2017	11/30/2022
Pub Ventures	11/30/2017	B8501-161-1122	11/21/2017	12/01/2017	11/30/2022
Village Pizza Inc.	11/30/2017	B8500-725-1122	11/21/2017	12/01/2017	11/30/2022
Zaccagnini's Pastry Shoppe	11/30/2017	B8102-098-1122	11/21/2017	12/01/2017	11/30/2022
Central Falls Detention Facility Corp.	11/30/2017	B8600-153-1122	11/24/2017	12/01/2017	11/30/2022
Hasbro, Inc. - Executive Offices	11/30/2017	B8600-156-1122	11/24/2017	12/01/2017	11/30/2022
100 Chambers Street Operations, LLC	11/30/2017	B8600-155-1122	11/28/2017	12/01/2017	11/30/2022
1537 Corporation	11/30/2017	B8502-292-1122	11/28/2017	12/01/2017	11/30/2022
Anjos Enterprises, Inc.	11/30/2017	B9200-150-1122	11/28/2017	12/01/2017	11/30/2022
Holiday Retirement Home, Inc.	11/30/2017	B8600-152-1122	11/28/2017	12/01/2017	11/30/2022
Impact Custom Apparel, LLC	11/30/2017	B9902-071-1122	11/28/2017	12/01/2017	11/30/2022
Richmond Motor Sales, Inc.	11/30/2017	B9702-081-1122	11/28/2017	12/01/2017	11/30/2022
Francesca's Restaurant, Inc.	No Previous Permit	B8500-752-1122	12/08/2017	12/08/2017	11/30/2022
Amanda's Kitchen	12/31/2016	B8500-687-1221	12/16/2016	01/01/2017	12/31/2021
Club Sport Uniao Madeirence	12/31/2016	B8502-270-1221	12/16/2016	01/01/2017	12/31/2021
The INSCO Group	12/31/2016	B9902-067-1221	12/16/2016	01/01/2017	12/31/2021
Coin-OP	12/31/2017	B9200-152-1222	12/19/2017	01/01/2018	12/31/2022
Filibuster Club	12/31/2017	B8502-290-1222	12/19/2017	01/01/2018	12/31/2022
Generations	12/31/2016	B8600-149-1221	12/20/2016	01/01/2017	12/31/2021
The Evans Findings Company, Inc.	12/31/2016	B2102-030-1221	12/20/2016	01/01/2017	12/31/2021
Amica Mutual Insurance Co.-100	12/31/2017	P8602-154-1222	12/22/2017	01/01/2018	12/31/2022
Blackstone Donuts	12/31/2017	B8500-733-1222	12/22/2017	01/01/2018	12/31/2022
Celtic Pub, Inc.	12/31/2017	B8501-162-1222	12/22/2017	01/01/2018	12/31/2022
Darlington Mortuary of L. Heroux & Son,	12/31/2017	B9600-057-1222	12/22/2017	01/01/2018	12/31/2022
Frank Lizotte's Glass Co., Inc.	12/31/2017	B4200-127-1222	12/22/2017	01/01/2018	12/31/2022
P & G Bowling, Inc.	12/31/2017	B8500-731-1222	12/22/2017	01/01/2018	12/31/2022
Enn Inc.	No Previous Permit	B8501-163-1022	12/26/2017	12/26/2017	10/31/2022
Gripnail Corporation	12/31/2017	B4200-126-1222	12/26/2017	01/01/2018	12/31/2022

ATTACHMENT VOLUME II

SECTION 3

USER INSPECTION HISTORY

USER INSPECTION HISTORY

FIELD'S POINT

**Field's Point
Inspection History - 2017**

Company Name	Category	Engineer Assigned	Significant	Inspected By	Date	Inspected Type
1029 Charles Street	78	Nathan Dean	No	Brian E. Steere	09/25/2017	Industrial Area
1029 Charles Street	78	Nathan Dean	No	Michael McBurney	09/25/2017	Industrial Area
1219 Atwood Ave	74	Michael McBurney	No	Michael McBurney	03/27/2017	Initial Inspection
1302 Marketplace	82	Michael McBurney	No	Michael McBurney	08/21/2017	Follow Up
141 Westminster Corporation	85	Brian E. Steere	No	Brian E. Steere	09/27/2017	Follow Up
144 Benefit Street Associates	86	Brandi-Lyn Colacone	No	Brandi-Lyn Colacone	10/03/2017	Follow Up
1484 Company LLC	85	Jared Urban	No	Jared Urban	05/25/2017	Follow Up
166 Valley Street Complexes	78	Nathan Dean	No	Jared Urban	03/28/2017	Industrial Area
166 Valley Street Complexes	78	Nathan Dean	No	Katelyn Ludemann	03/28/2017	Industrial Area
1871 Mineral Spring Corporation	85	Jared Urban	No	Jared Urban	05/25/2017	Follow Up
221 Academy Ave. Meat, Inc.	81	Anthony Erricola	No	Katelyn Ludemann	04/18/2017	Follow Up
285-375 Valley Street / Crawford Seed	78	Nathan Dean	No	Abigail Bernier	10/10/2017	Industrial Area
285-375 Valley Street / Crawford Seed	78	Nathan Dean	No	Kyle C. Gannon	10/10/2017	Industrial Area
334 South Water Inc.	85	Brandi-Lyn Colacone	No	Brandi-Lyn Colacone	07/25/2017	Follow Up
350 Kinsley Avenue	78	Nathan Dean	No	Brandi-Lyn Colacone	04/18/2017	Industrial Area
350 Kinsley Avenue	78	Nathan Dean	No	Travis Costa	04/18/2017	Industrial Area
383 Corp	85	Brian E. Steere	No	Brian E. Steere	04/24/2017	Follow Up
383 Corp.	85	Michael McBurney	No	Michael McBurney	10/19/2017	Follow Up
383 Corporation	85	Michael McBurney	No	Michael McBurney	01/24/2017	Initial Inspection
383 Corporation - First Floor	85	Brandi-Lyn Colacone	No	Brandi-Lyn Colacone	07/20/2017	Follow Up
383 Corporation - Second Floor	85	Brandi-Lyn Colacone	No	Brandi-Lyn Colacone	07/20/2017	Follow Up
383 Corporation - Third Floor	85	Brandi-Lyn Colacone	No	Brandi-Lyn Colacone	07/20/2017	Follow Up
387-389 Charles Street	78	Nathan Dean	No	Abigail Bernier	01/26/2017	Industrial Area
387-389 Charles Street	78	Nathan Dean	No	Brandi-Lyn Colacone	01/26/2017	Industrial Area
39 Manton Avenue	78	Nathan Dean	No	Kyle C. Gannon	02/02/2017	Industrial Area
39 Manton Avenue	78	Nathan Dean	No	Nathan P. Daggett	02/02/2017	Industrial Area
401 Pizza, Inc.	74	Jared Urban	No	Jared Urban	11/09/2017	Follow Up
401 Pizza, Inc.	74	Jared Urban	No	Jared Urban	06/14/2017	Follow Up
475 Harris Avenue	78	Nathan Dean	No	Anthony Erricola	12/08/2017	Industrial Area
475 Harris Avenue	78	Nathan Dean	No	Brandi-Lyn Colacone	12/08/2017	Industrial Area
50 Weybosset Holdings, LLC	85	Michael McBurney	No	Michael McBurney	11/22/2017	Follow Up
615 Charles Street, Inc.	92	Michael McBurney	No	Michael McBurney	05/31/2017	Follow Up
69 Empire Corporation	85	Brian E. Steere	No	Brian E. Steere	09/27/2017	Follow Up
73 Washington Corp.	85	Jared Urban	No	Jared Urban	03/07/2017	Follow Up
78 Dorrance Corporation	85	Brian E. Steere	No	Brian E. Steere	09/27/2017	Follow Up
7-Eleven (Charles Street)	85	Michael McBurney	No	Michael McBurney	08/31/2017	Follow Up
7-Eleven (Johnston)	71	Kyle C. Gannon	No	Kyle C. Gannon	02/15/2017	Follow Up
7-Eleven Inc. (Atwells)	85	Jared Urban	No	Jared Urban	08/28/2017	Follow Up
7-Eleven Inc. (Broad Street)	85	Jared Urban	No	Jared Urban	10/30/2017	Follow Up
7-Eleven, Inc.	85	Jared Urban	No	Jared Urban	12/18/2017	Follow Up
A & F Plating Company	11	Nathan P. Daggett	Yes	Nathan P. Daggett	11/07/2017	Annual
A & F Plating Company	11	Nathan P. Daggett	Yes	Nathan P. Daggett	12/07/2017	Follow Up
A & F Plating Company	11	Nathan P. Daggett	Yes	Nathan P. Daggett	06/08/2017	Follow Up
A & F Plating Company	11	Nathan P. Daggett	Yes	Nathan P. Daggett	03/16/2017	Follow Up
A & F Plating Company	11	Nathan P. Daggett	Yes	LIMS - PT	10/24/2017	Sample
A & F Plating Company	11	Nathan P. Daggett	Yes	LIMS - PT	10/24/2017	Sample
A & F Plating Company	11	Nathan P. Daggett	Yes	LIMS - PT	05/02/2017	Sample
A & F Plating Company	11	Nathan P. Daggett	Yes	LIMS - PT	05/02/2017	Sample
A Duie Pyle, Inc.	37	Nathan P. Daggett	No	Nathan P. Daggett	11/03/2017	Follow Up
A Duie Pyle, Inc.	37	Nathan P. Daggett	No	Nathan P. Daggett	05/17/2017	Follow Up
A&M Fairway, Inc.	85	Jared Urban	No	Jared Urban	03/16/2017	Follow Up
A. Harrison & Company, Inc.	22	Kyle C. Gannon	Yes	Kyle C. Gannon	09/13/2017	Annual
A. Harrison & Company, Inc.	22	Kyle C. Gannon	Yes	Kyle C. Gannon	12/11/2017	Follow Up
A. Harrison & Company, Inc.	22	Kyle C. Gannon	Yes	Kyle C. Gannon	06/21/2017	Follow Up
A. Harrison & Company, Inc.	22	Kyle C. Gannon	Yes	Kyle C. Gannon	04/18/2017	Follow Up
A. Harrison & Company, Inc.	22	Kyle C. Gannon	Yes	LIMS - PT	09/20/2017	Sample
A. Harrison & Company, Inc.	22	Kyle C. Gannon	Yes	LIMS - PT	09/20/2017	Sample
A. Harrison & Company, Inc.	22	Kyle C. Gannon	Yes	LIMS - PT	03/08/2017	Sample
A.D.J. Donuts	85	Brandi-Lyn Colacone	No	Brandi-Lyn Colacone	12/04/2017	Follow Up
A.N.I., LLC	85	Brian E. Steere	No	Brandi-Lyn Colacone	08/04/2017	Follow Up
A.N.I., LLC	85	Brian E. Steere	No	Brian E. Steere	01/23/2017	Follow Up
AAA Northeast Warehouse/Fleet Operations	37	Nathan P. Daggett	No	Nathan P. Daggett	12/12/2017	Follow Up
AAA Northeast Warehouse/Fleet Operations	37	Nathan P. Daggett	No	Nathan P. Daggett	05/10/2017	Follow Up
AAB Restaurant Group	85	Brandi-Lyn Colacone	No	Brandi-Lyn Colacone	12/13/2017	Initial Inspection
Accu Rx, Inc.	70	Brandi-Lyn Colacone	No	Brandi-Lyn Colacone	11/07/2017	Follow Up
Achievement First	86	Brandi-Lyn Colacone	No	Brandi-Lyn Colacone	06/07/2017	Follow Up
ACM Restaurant Inc.	85	Michael McBurney	No	Michael McBurney	10/19/2017	Follow Up
Addies Laundromat	92	Jared Urban	No	Jared Urban	04/19/2017	Follow Up
Admiral Donuts, Inc.	85	Brandi-Lyn Colacone	No	Brandi-Lyn Colacone	05/16/2017	Follow Up
Admiral Packaging	42	Jared Urban	No	Jared Urban	12/19/2017	Follow Up
Admiral Packaging	42	Jared Urban	No	Jared Urban	06/13/2017	Follow Up
Admiral Suds Laundry	92	Brandi-Lyn Colacone	No	Brandi-Lyn Colacone	02/27/2017	Follow Up

**Field's Point
Inspection History - 2017**

Company Name	Category	Engineer Assigned	Significant	Inspected By	Date	Inspected Type
Advanced Dental Care	94	Travis Costa	No	Travis Costa	01/10/2017	Follow Up
Aipso	86	Michael McBurney	No	Michael McBurney	01/31/2017	Follow Up
Al Forno	85	Jared Urban	No	Jared Urban	03/30/2017	Follow Up
Alberto K. Corporation	85	Brian E. Steere	No	Brian E. Steere	10/20/2017	Follow Up
Alfa Romeo Fiat of Providence	60	Jared Urban	No	Jared Urban	07/12/2017	Initial Inspection
Al-Jac Produce	81	Kyle C. Gannon	No	Kyle C. Gannon	04/27/2017	Follow Up
Al-Jac Produce	81	Kyle C. Gannon	No	LIMS - PT	12/05/2017	Sample
Al-Jac Produce	81	Kyle C. Gannon	No	LIMS - PT	12/05/2017	Sample
Al-Jac Produce	81	Kyle C. Gannon	No	LIMS - PT	05/25/2017	Sample
Al-Jac Produce	81	Kyle C. Gannon	No	LIMS - PT	05/25/2017	Sample
Alloy Holdings, LLC	43	Anthony Erricola	Yes	Abigail Bernier	10/11/2017	Annual
Alloy Holdings, LLC	43	Anthony Erricola	Yes	Anthony Erricola	12/15/2017	Follow Up
Alloy Holdings, LLC	43	Anthony Erricola	Yes	Katelyn Ludemann	06/08/2017	Follow Up
Alloy Holdings, LLC	43	Anthony Erricola	Yes	Katelyn Ludemann	03/07/2017	Follow Up
Alloy Holdings, LLC	43	Anthony Erricola	Yes	LIMS - PT	08/29/2017	Sample
Alloy Holdings, LLC	43	Anthony Erricola	Yes	LIMS - PT	08/29/2017	Sample
Alloy Holdings, LLC	43	Anthony Erricola	Yes	LIMS - PT	01/31/2017	Sample
Alloy Holdings, LLC	43	Anthony Erricola	Yes	LIMS - PT	01/31/2017	Sample
Alpine Auto Body, Inc.	97	Travis Costa	No	Travis Costa	02/28/2017	Follow Up
Aluminum & Copper Recycling, Inc.	42	Nathan P. Daggett	No	Nathan P. Daggett	12/04/2017	Follow Up
Aluminum & Copper Recycling, Inc.	42	Nathan P. Daggett	No	Nathan P. Daggett	06/01/2017	Follow Up
Alviti Link-All, Inc.	42	Travis Costa	No	Travis Costa	12/15/2017	Follow Up
Alviti Link-All, Inc.	42	Travis Costa	No	Travis Costa	09/22/2017	Follow Up
Alviti Link-All, Inc.	42	Travis Costa	No	Travis Costa	08/17/2017	Follow Up
Alviti Link-All, Inc.	42	Travis Costa	No	Travis Costa	06/12/2017	Follow Up
Amy's Place	74	Brian E. Steere	No	Brian E. Steere	02/07/2017	Initial Inspection
Andino's Restaurant	85	Brian E. Steere	No	Brian E. Steere	10/20/2017	Follow Up
Andrade Cranston Donuts	85	Brandi-Lyn Colacone	No	Brandi-Lyn Colacone	04/19/2017	Follow Up
Andrea's Restaurant	85	Michael McBurney	No	Michael McBurney	05/31/2017	Follow Up
Angell Street Dental Associate	94	Kyle C. Gannon	No	Kyle C. Gannon	08/31/2017	Follow Up
Angelo Inc.	71	Brian E. Steere	No	Brian E. Steere	11/13/2017	Follow Up
Angelo Inc.	71	Brian E. Steere	No	Brian E. Steere	09/14/2017	Follow Up
Angelo Inc.	71	Brian E. Steere	No	Brian E. Steere	07/20/2017	Follow Up
Angelo Inc.	71	Brian E. Steere	No	Brian E. Steere	06/19/2017	Follow Up
Angkor Restaurant	85	Travis Costa	No	Travis Costa	10/19/2017	Follow Up
Anjon Inc.	85	Jared Urban	No	Jared Urban	04/11/2017	Follow Up
Annex Plating	41	Kyle C. Gannon	No	Kyle C. Gannon	11/28/2017	Follow Up
Annex Plating	41	Kyle C. Gannon	No	Kyle C. Gannon	06/08/2017	Follow Up
Antojitos Quetzal, Inc.	85	Jared Urban	No	Jared Urban	06/13/2017	Follow Up
Antonelli Poultry	81	Kyle C. Gannon	No	Kyle C. Gannon	10/19/2017	Follow Up
Apac Tool, Inc.	46	Kyle C. Gannon	No	Kyle C. Gannon	12/11/2017	Follow Up
Apac Tool, Inc.	46	Kyle C. Gannon	No	Kyle C. Gannon	06/21/2017	Follow Up
Apsara Asian Restaurant	85	Brandi-Lyn Colacone	No	Brandi-Lyn Colacone	10/03/2017	Follow Up
Arbor Hill Assisted Living	86	Kyle C. Gannon	No	Kyle C. Gannon	03/31/2017	Follow Up
Archangel Michael Inc.	85	Michael McBurney	No	Michael McBurney	03/20/2017	Follow Up
Arden Jewelry Mfg. Co.	42	Anthony Erricola	No	Anthony Erricola	12/01/2017	Follow Up
Arden Jewelry Mfg. Co.	42	Anthony Erricola	No	Anthony Erricola	11/30/2017	Follow Up
Arden Jewelry Mfg. Co.	42	Anthony Erricola	No	Katelyn Ludemann	05/30/2017	Follow Up
Aristocrat Dental Laboratory	99	Michael McBurney	No	Michael McBurney	08/31/2017	Follow Up
Armando and Sons # 2 Inc.	82	Michael McBurney	No	Michael McBurney	01/30/2017	Follow Up
Armbrust International, Ltd.	11	Anthony Erricola	Yes	Katelyn Ludemann	04/26/2017	Annual
Armbrust International, Ltd.	11	Anthony Erricola	Yes	Anthony Erricola	12/11/2017	Follow Up
Armbrust International, Ltd.	11	Anthony Erricola	Yes	Katelyn Ludemann	06/22/2017	Follow Up
Armbrust International, Ltd.	11	Anthony Erricola	Yes	LIMS - PT	08/09/2017	Sample
Armbrust International, Ltd.	11	Anthony Erricola	Yes	LIMS - PT	02/15/2017	Sample
Aro-Sac, Inc.	42	Kyle C. Gannon	No	Kyle C. Gannon	11/28/2017	Follow Up
Aro-Sac, Inc.	42	Kyle C. Gannon	No	Kyle C. Gannon	06/08/2017	Follow Up
AS220	99	Brian E. Steere	No	Brian E. Steere	12/29/2017	Follow Up
AS220	99	Brian E. Steere	No	Brian E. Steere	06/30/2017	Follow Up
AS220 - Print Shop	24	Brian E. Steere	No	Brian E. Steere	12/29/2017	Follow Up
AS220 - Print Shop	24	Brian E. Steere	No	Brian E. Steere	06/30/2017	Follow Up
Asian Star Market, Inc.	81	Brandi-Lyn Colacone	No	Brandi-Lyn Colacone	09/14/2017	Follow Up
ASP & Training Inc.	85	Jared Urban	No	Jared Urban	07/11/2017	Initial Inspection
ASP & Training Inc.	85	Jared Urban	No	Jared Urban	05/18/2017	Meeting
Aspen Dental	94	Travis Costa	No	Travis Costa	07/14/2017	Follow Up
Atamian Manufacturing Corp.	21	Jared Urban	No	Jared Urban	12/18/2017	Follow Up
Atamian Manufacturing Corp.	21	Jared Urban	No	Jared Urban	06/13/2017	Follow Up
Atwill-Conroy Providence, LLC	94	Kyle C. Gannon	No	Kyle C. Gannon	05/16/2017	Follow Up
Atwood Laundromat	71	Kyle C. Gannon	No	Kyle C. Gannon	07/27/2017	Follow Up
Atwood Laundromat	71	Kyle C. Gannon	No	Kyle C. Gannon	03/29/2017	Follow Up
Atwood Superwash	74	Kyle C. Gannon	No	Kyle C. Gannon	07/27/2017	Initial Inspection
Au Bon Pain - Women & Infants' Hospital	85	Anthony Erricola	No	Katelyn Ludemann	02/03/2017	Follow Up

**Field's Point
Inspection History - 2017**

Company Name	Category	Engineer Assigned	Significant	Inspected By	Date	Inspected Type
Au Bon Pain Company, Inc.	85	Brandi-Lyn Colacone	No	Brandi-Lyn Colacone	08/22/2017	Follow Up
Augusta Street Kitchen	85	Michael McBurney	No	Michael McBurney	11/30/2017	Follow Up
Auto Parts Group Southwest, LLC.	42	Nathan P. Daggett	No	Nathan P. Daggett	11/03/2017	Follow Up
Auto Parts Group Southwest, LLC.	42	Nathan P. Daggett	No	Nathan P. Daggett	05/17/2017	Follow Up
Avalon Bay - Center Place	89	Travis Costa	No	Travis Costa	11/20/2017	Follow Up
Avalon Bay - Center Place	89	Travis Costa	No	Travis Costa	03/29/2017	Follow Up
Aznet, LLC	92	Travis Costa	No	Travis Costa	01/26/2017	Follow Up
B&D LLC	85	Kyle C. Gannon	No	Kyle C. Gannon	02/27/2017	Follow Up
B. Deltoro & Sons, Inc.	81	Kyle C. Gannon	No	Kyle C. Gannon	08/24/2017	Follow Up
B. Deltoro & Sons, Inc.	81	Kyle C. Gannon	No	LIMS - PT	12/07/2017	Sample
B. Deltoro & Sons, Inc.	81	Kyle C. Gannon	No	LIMS - PT	12/07/2017	Sample
B. Deltoro & Sons, Inc.	81	Kyle C. Gannon	No	LIMS - PT	05/31/2017	Sample
B. Deltoro & Sons, Inc.	81	Kyle C. Gannon	No	LIMS - PT	05/31/2017	Sample
B. R. Kingston LLC	97	Michael McBurney	No	Michael McBurney	05/31/2017	Follow Up
B. Good	74	Michael McBurney	No	Michael McBurney	09/12/2017	Initial Inspection
B.J. Clanton Complex	86	Brandi-Lyn Colacone	No	Brandi-Lyn Colacone	06/07/2017	Follow Up
Baba's First Daughter, LLC	85	Jared Urban	No	Jared Urban	09/26/2017	Follow Up
Bacani Enterprises	85	Brandi-Lyn Colacone	No	Brandi-Lyn Colacone	09/15/2017	Follow Up
Baffoni's Poultry Farm	81	Brian E. Steere	No	Brian E. Steere	03/16/2017	Follow Up
Bagel Express	81	Brandi-Lyn Colacone	No	Brandi-Lyn Colacone	10/11/2017	Follow Up
Bailey's Pub	85	Brandi-Lyn Colacone	No	Brandi-Lyn Colacone	07/25/2017	Follow Up
Bailey's Pub	85	Brandi-Lyn Colacone	No	Brandi-Lyn Colacone	03/28/2017	Initial Inspection
Baker Street Cafe LLC	85	Brandi-Lyn Colacone	No	Brandi-Lyn Colacone	12/27/2017	Follow Up
Ballard Mack Sales and Service of RI	37	Michael McBurney	No	Michael McBurney	06/14/2017	Follow Up
Bang Bar Inc.	85	Brandi-Lyn Colacone	No	Brandi-Lyn Colacone	02/16/2017	Follow Up
Bannister Operations Associates, LLC	86	Brandi-Lyn Colacone	No	Brandi-Lyn Colacone	03/16/2017	Follow Up
Barbara Mancini Cavicchio DDS	71	Brian E. Steere	No	Brian E. Steere	04/24/2017	Follow Up
Barbara's Catering	85	Brian E. Steere	No	Brian E. Steere	12/11/2017	Follow Up
Basha Restaurant & Bar, Inc.	85	Michael McBurney	No	Michael McBurney	05/31/2017	Follow Up
Bay Foods, Inc.	85	Michael McBurney	No	Michael McBurney	07/31/2017	Follow Up
Bay Tree Cafe	74	Brian E. Steere	No	Brian E. Steere	11/07/2017	Follow Up
Bay Tree Cafe	74	Brian E. Steere	No	Brian E. Steere	07/17/2017	Follow Up
Bay Tree Cafe	74	Brian E. Steere	No	Brian E. Steere	02/13/2017	Initial Inspection
Bayside Endoscopy Center, LLC.	95	Nathan P. Daggett	No	Nathan P. Daggett	03/29/2017	Follow Up
Bella's Jewelry	42	Abigail Bernier	No	Abigail Bernier	12/13/2017	Follow Up
Bella's Jewelry	42	Abigail Bernier	No	Kerry M. Britt	09/14/2017	Follow Up
Bella's Jewelry	42	Abigail Bernier	No	Katelyn Ludemann	06/07/2017	Follow Up
Bella's Jewelry	42	Abigail Bernier	No	Katelyn Ludemann	03/16/2017	Follow Up
Berkshire Place Ltd.	86	Brian E. Steere	No	Brian E. Steere	06/13/2017	Follow Up
Best Cleaner Inc.	92	Brandi-Lyn Colacone	No	Brandi-Lyn Colacone	02/27/2017	Follow Up
Best Eastern Chinese and Japanese Restaurant	85	Brandi-Lyn Colacone	No	Brandi-Lyn Colacone	03/23/2017	Follow Up
Best Taste	85	Brandi-Lyn Colacone	No	Brandi-Lyn Colacone	09/15/2017	Follow Up
Better Burger Company	85	Michael McBurney	No	Michael McBurney	09/12/2017	Follow Up
Big Ricks Subs and Wieners	71	Michael McBurney	No	Michael McBurney	03/27/2017	Follow Up
Bitumar	95	Anthony Erricola	No	Katelyn Ludemann	01/30/2017	Follow Up
Bj's Wholesale Club	82	Michael McBurney	No	Michael McBurney	01/31/2017	Follow Up
BL Restaurant Operations, LLC	85	Jared Urban	No	Jared Urban	08/16/2017	Follow Up
Blend, LLC	85	Brandi-Lyn Colacone	No	Brandi-Lyn Colacone	10/18/2017	Follow Up
Blend, LLC	85	Brandi-Lyn Colacone	No	Brandi-Lyn Colacone	07/11/2017	Follow Up
Blossom Laundry Inc.	92	Brandi-Lyn Colacone	No	Brandi-Lyn Colacone	02/03/2017	Follow Up
Blue Elephant Restaurant, Inc.	85	Jared Urban	No	Jared Urban	03/30/2017	Follow Up
BMFERS LLC	85	Jared Urban	No	Jared Urban	08/28/2017	Follow Up
Boat on the Blue Inc.	71	Brian E. Steere	No	Brian E. Steere	09/27/2017	Follow Up
Bob & Timmy's Grilled Pizza	71	Michael McBurney	No	Michael McBurney	03/21/2017	Follow Up
Bocado Tapas Wine Bar	71	Brandi-Lyn Colacone	No	Brandi-Lyn Colacone	06/12/2017	Follow Up
Bold1 Beverages, LLC	74	Brandi-Lyn Colacone	No	Brandi-Lyn Colacone	08/24/2017	Follow Up
Bold1 Beverages, LLC	74	Brandi-Lyn Colacone	No	Brandi-Lyn Colacone	08/09/2017	Initial Inspection
Bolt Coffee Co.	60	Brian E. Steere	No	Brian E. Steere	11/17/2017	Initial Inspection
Bonanza Acquisition, LLC	37	Travis Costa	No	Travis Costa	12/08/2017	Follow Up
Bonanza Acquisition, LLC	37	Travis Costa	No	Travis Costa	06/06/2017	Follow Up
Bonollo Provisions Co., Inc.	81	Brandi-Lyn Colacone	No	Brandi-Lyn Colacone	11/27/2017	Follow Up
Borden Donuts	85	Brandi-Lyn Colacone	No	Brandi-Lyn Colacone	01/04/2017	Follow Up
Borden Donuts	85	Brandi-Lyn Colacone	No	Brandi-Lyn Colacone	04/10/2017	Special Investigation
Borrelli's Bakery	81	Brian E. Steere	No	Brian E. Steere	08/07/2017	Follow Up
Borrelli's Bakery	81	Brian E. Steere	No	Brian E. Steere	06/05/2017	Follow Up
Bravo Brasserie	85	Brian E. Steere	No	Brian E. Steere	09/27/2017	Follow Up
Bread Boss LLC	81	Brian E. Steere	No	Brian E. Steere	12/29/2017	Follow Up
Bread Boss LLC	81	Brian E. Steere	No	Abigail Bernier	03/28/2017	Meeting
Bread Unlimited, LLC	81	Anthony Erricola	No	Katelyn Ludemann	02/07/2017	Follow Up
Brittany Motors	97	Brian E. Steere	No	Brian E. Steere	11/06/2017	Follow Up
Broad Street Little Caesars, LLC	85	Jared Urban	No	Jared Urban	10/30/2017	Follow Up
Broadway Bistro	85	Travis Costa	No	Travis Costa	04/17/2017	Follow Up

**Field's Point
Inspection History - 2017**

Company Name	Category	Engineer Assigned	Significant	Inspected By	Date	Inspected Type
Broadway Laundry, Inc.	92	Michael McBurney	No	Michael McBurney	03/21/2017	Follow Up
Brother's Famous Pizza	85	Michael McBurney	No	Michael McBurney	10/18/2017	Follow Up
Brother's Famous Pizza	85	Michael McBurney	No	Brian E. Steere	01/12/2017	Meeting
Brown University - Central Heat Plant	52	Travis Costa	No	Travis Costa	12/19/2017	Follow Up
Brown University - Central Heat Plant	52	Travis Costa	No	Travis Costa	06/08/2017	Follow Up
Brown University - Faculty Club	85	Travis Costa	No	Travis Costa	04/17/2017	Follow Up
Brown University - Sharpe Refectory	85	Travis Costa	No	Travis Costa	10/18/2017	Follow Up
Brown University- Alumnae Hall	52	Travis Costa	No	Travis Costa	12/19/2017	Follow Up
Brown University- Alumnae Hall	52	Travis Costa	No	Travis Costa	06/08/2017	Follow Up
Brown University-Remediation Project	40	Travis Costa	No	Travis Costa	12/19/2017	Follow Up
Brown University-Remediation Project	40	Travis Costa	No	Travis Costa	06/08/2017	Follow Up
Brown University-Watson Center	53	Travis Costa	No	Travis Costa	12/19/2017	Follow Up
Brown University-Watson Center	53	Travis Costa	No	Travis Costa	06/08/2017	Follow Up
Bubble Tea House	85	Brandi-Lyn Colacone	No	Brandi-Lyn Colacone	08/08/2017	Follow Up
Bucktown PVD LLC	85	Brandi-Lyn Colacone	No	Brandi-Lyn Colacone	03/07/2017	Initial Inspection
Burger King - # 1989	85	Brandi-Lyn Colacone	No	Brandi-Lyn Colacone	01/10/2017	Follow Up
Burger King - # 2421	85	Brandi-Lyn Colacone	No	Brandi-Lyn Colacone	04/19/2017	Follow Up
Burger King - #3406	85	Brandi-Lyn Colacone	No	Brandi-Lyn Colacone	04/18/2017	Follow Up
Burger King #10759	85	Brandi-Lyn Colacone	No	Brandi-Lyn Colacone	04/20/2017	Follow Up
Burton Family Dental	94	Brian E. Steere	No	Brian E. Steere	04/24/2017	Initial Inspection
Busy Bubbles	92	Travis Costa	No	Travis Costa	09/25/2017	Follow Up
Busy Bubbles	92	Travis Costa	No	Travis Costa	04/17/2017	Follow Up
B-X Providence, LLC	86	Kyle C. Gannon	No	Kyle C. Gannon	05/16/2017	Follow Up
B-X Providence, LLC	86	Kyle C. Gannon	No	Kyle C. Gannon	05/16/2017	Follow Up
By Chloe	74	Brian E. Steere	No	Brian E. Steere	07/21/2017	Initial Inspection
C&L Johnston, LLC	85	Brian E. Steere	No	Brian E. Steere	02/07/2017	Initial Inspection
Cafe La France - Empire	85	Brian E. Steere	No	Brian E. Steere	04/06/2017	Follow Up
Cafe Nuovo	85	Michael McBurney	No	Michael McBurney	02/24/2017	Follow Up
Cajun Luau	85	Kyle C. Gannon	No	Kyle C. Gannon	01/26/2017	Follow Up
Calf Donuts Inc.	85	Jared Urban	No	Jared Urban	09/27/2017	Follow Up
Cal's Corner Restaurant	85	Michael McBurney	No	Michael McBurney	09/19/2017	Follow Up
Camila Dry Cleaner, LLC	92	Michael McBurney	No	Michael McBurney	02/23/2017	Follow Up
Camp Nowhere	74	Brandi-Lyn Colacone	No	Brandi-Lyn Colacone	06/26/2017	Initial Inspection
Campus Pizza	71	Brian E. Steere	No	Brian E. Steere	10/11/2017	Follow Up
Capital Grille Holdings, Inc.	85	Brandi-Lyn Colacone	No	Brandi-Lyn Colacone	04/28/2017	Follow Up
Capriccio's Restaurant	85	Jared Urban	No	Jared Urban	03/31/2017	Follow Up
Caress Dental Inc.	94	Brian E. Steere	No	Brian E. Steere	04/25/2017	Follow Up
Caribe Mini Mart, LLC	85	Michael McBurney	No	Michael McBurney	08/31/2017	Follow Up
Carilto's	74	Brian E. Steere	No	Brian E. Steere	05/05/2017	Initial Inspection
Carrie's Restaurant, Inc.	85	Jared Urban	No	Jared Urban	04/14/2017	Follow Up
Casa Mexico	85	Brandi-Lyn Colacone	No	Brandi-Lyn Colacone	11/14/2017	Follow Up
Cassarino's Restaurant	85	Brandi-Lyn Colacone	No	Brandi-Lyn Colacone	05/24/2017	Follow Up
Catanzaro's Pizzeria	85	Michael McBurney	No	Michael McBurney	08/31/2017	Follow Up
Cathedral Art Metal Co., Inc.	24	Brandi-Lyn Colacone	No	Brandi-Lyn Colacone	12/07/2017	Follow Up
Cathedral Art Metal Co., Inc.	24	Brandi-Lyn Colacone	No	Brandi-Lyn Colacone	06/14/2017	Follow Up
Celebrity Cleaners	92	Jared Urban	No	Jared Urban	04/19/2017	Follow Up
Central Industrial Park	78	Nathan Dean	No	Abigail Bernier	03/30/2017	Industrial Area
Central Industrial Park	78	Nathan Dean	No	Michael McBurney	03/30/2017	Industrial Area
Centro America Dtribuidora Supermarket	81	Anthony Erricola	No	Katelyn Ludemann	02/16/2017	Meeting
Certified Disaster Restoration	99	Brandi-Lyn Colacone	No	Brandi-Lyn Colacone	06/29/2017	Follow Up
Chacho, LLC	74	Jared Urban	No	Jared Urban	02/21/2017	Initial Inspection
Chalkstone Auto Body, Inc.	97	Anthony Erricola	No	Katelyn Ludemann	01/27/2017	Follow Up
Chalkstone Supermarket	82	Anthony Erricola	No	Katelyn Ludemann	04/19/2017	Follow Up
Charles Street Auto and Boat	60	Brian E. Steere	No	Brian E. Steere	09/25/2017	Initial Inspection
Charles Street Coffee Company	85	Michael McBurney	No	Michael McBurney	06/05/2017	Follow Up
Charlesgate Nursing Center	86	Michael McBurney	No	Michael McBurney	12/29/2017	Follow Up
Charley PR Inc.	85	Brian E. Steere	No	Brian E. Steere	01/26/2017	Follow Up
Chef Ho's	85	Brian E. Steere	No	Brian E. Steere	10/20/2017	Follow Up
Chelo's	85	Jared Urban	No	Jared Urban	02/20/2017	Follow Up
Cherry Hill Manor	86	Michael McBurney	No	Michael McBurney	01/31/2017	Follow Up
Chilangos LLC	74	Brandi-Lyn Colacone	No	Brandi-Lyn Colacone	12/08/2017	Follow Up
Chilangos LLC	74	Brandi-Lyn Colacone	No	Brandi-Lyn Colacone	10/27/2017	Initial Inspection
China Garden Chinese Restaurant	85	Brandi-Lyn Colacone	No	Brandi-Lyn Colacone	10/27/2017	Follow Up
Chipotle Mexican Grill of Colorado, LLC	85	Jared Urban	No	Jared Urban	02/14/2017	Follow Up
Choice 1 Cleaning, LLC	60	Jared Urban	No	Jared Urban	10/18/2017	Initial Inspection
Choi's Restaurant	85	Jared Urban	No	Jared Urban	04/24/2017	Follow Up
Christian Brothers LLC	86	Brandi-Lyn Colacone	No	Brandi-Lyn Colacone	10/03/2017	Follow Up
Christiansen Dairy Co. Inc.	84	Brandi-Lyn Colacone	No	Brandi-Lyn Colacone	10/11/2017	Follow Up
Churchill & Banks Co.	53	Kyle C. Gannon	No	Kyle C. Gannon	11/30/2017	Follow Up
Churchill & Banks Co.	53	Kyle C. Gannon	No	Kyle C. Gannon	06/08/2017	Follow Up
Ciara Restaurant and Lounge, Inc.	85	Jared Urban	No	Jared Urban	04/12/2017	Follow Up
CIB Enterprises	85	Brandi-Lyn Colacone	No	Brandi-Lyn Colacone	12/13/2017	Initial Inspection

**Field's Point
Inspection History - 2017**

Company Name	Category	Engineer Assigned	Significant	Inspected By	Date	Inspected Type
Cibao Supermarket	82	Brandi-Lyn Colacone	No	Brandi-Lyn Colacone	10/27/2017	Follow Up
Cisco's Pizza	85	Jared Urban	No	Jared Urban	06/14/2017	Follow Up
Citizens Bank	74	Brian E. Steere	No	Brian E. Steere	03/08/2017	Follow Up
City of Providence	86	Anthony Erricola	No	Katelyn Ludemann	01/23/2017	Follow Up
Cityline Dental	94	Travis Costa	No	Travis Costa	02/13/2017	Follow Up
Clean Plate	85	Michael McBurney	No	Michael McBurney	12/29/2017	Follow Up
Club Fantasies	85	Kyle C. Gannon	No	Kyle C. Gannon	08/24/2017	Follow Up
CMG Holding Company LLC	71	Brian E. Steere	No	Brian E. Steere	10/12/2017	Follow Up
CMG Holding Company, LLC - MSA	85	Michael McBurney	No	Michael McBurney	08/31/2017	Follow Up
Coca-Cola Bottling Co.of Northern New England	37	Travis Costa	No	Travis Costa	12/04/2017	Follow Up
Coca-Cola Bottling Co.of Northern New England	37	Travis Costa	No	Travis Costa	10/03/2017	Follow Up
Coca-Cola Bottling Co.of Northern New England	37	Travis Costa	No	Travis Costa	05/30/2017	Follow Up
Coca-Cola Bottling Co.of Northern New England	37	Travis Costa	No	Travis Costa	04/17/2017	Follow Up
Coffee Plus Snack Bar V.F.#68	85	Brandi-Lyn Colacone	No	Brandi-Lyn Colacone	04/14/2017	Follow Up
Coin-Op - Providence	92	Kyle C. Gannon	No	Kyle C. Gannon	03/31/2017	Follow Up
Coletta's Collision Center	97	Travis Costa	No	Travis Costa	02/28/2017	Follow Up
Community College of RI	86	Jared Urban	No	Jared Urban	06/27/2017	Follow Up
Community College of RI	86	Jared Urban	No	Jared Urban	06/29/2017	Meeting
Community College of RI - Providence	86	Jared Urban	No	Jared Urban	06/27/2017	Follow Up
Contech Medical, Inc.	43	Nathan P. Daggett	No	Nathan P. Daggett	11/28/2017	Follow Up
Contech Medical, Inc.	43	Nathan P. Daggett	No	Nathan P. Daggett	06/05/2017	Follow Up
Contract Specialties, Inc.	11	Nathan P. Daggett	Yes	Nathan P. Daggett	05/16/2017	Annual
Contract Specialties, Inc.	11	Nathan P. Daggett	Yes	Nathan P. Daggett	12/14/2017	Follow Up
Contract Specialties, Inc.	11	Nathan P. Daggett	Yes	Nathan P. Daggett	10/18/2017	Follow Up
Contract Specialties, Inc.	11	Nathan P. Daggett	Yes	Nathan P. Daggett	06/27/2017	Follow Up
Contract Specialties, Inc.	11	Nathan P. Daggett	Yes	LIMS - PT	11/13/2017	Sample
Contract Specialties, Inc.	11	Nathan P. Daggett	Yes	LIMS - PT	11/13/2017	Sample
Contract Specialties, Inc.	11	Nathan P. Daggett	Yes	LIMS - PT	04/05/2017	Sample
Coronado LLC	85	Michael McBurney	No	Michael McBurney	03/27/2017	Follow Up
Courtyard by Marriott	86	Kyle C. Gannon	No	Kyle C. Gannon	02/27/2017	Follow Up
Craig Van Dongen, DDS	94	Anthony Erricola	No	Katelyn Ludemann	05/02/2017	Follow Up
Crespo Market LLC	74	Anthony Erricola	No	Abigail Bernier	09/07/2017	Initial Inspection
Crisloid, LLC	21	Travis Costa	No	Travis Costa	12/18/2017	Follow Up
Crisloid, LLC	21	Travis Costa	No	Travis Costa	08/01/2017	Follow Up
Crisloid, LLC	21	Travis Costa	No	Travis Costa	06/01/2017	Follow Up
Crisloid, LLC	21	Travis Costa	No	Travis Costa	03/21/2017	Follow Up
Cromwell Ventures, LLC	86	Jared Urban	No	Jared Urban	10/30/2017	Initial Inspection
Cumberland Farms Inc.	85	Michael McBurney	No	Michael McBurney	02/21/2017	Initial Inspection
Cumberland Farms, Inc.	85	Michael McBurney	No	Michael McBurney	04/10/2017	Follow Up
CV South Street Landing LLC	53	Jared Urban	No	Jared Urban	12/20/2017	Follow Up
CV South Street Landing LLC	53	Jared Urban	No	Jared Urban	08/04/2017	Initial Inspection
D & D Chrome Plating	41	Nathan P. Daggett	No	Nathan P. Daggett	11/22/2017	Follow Up
D & D Chrome Plating	41	Nathan P. Daggett	No	Nathan P. Daggett	06/01/2017	Follow Up
D&D Coffee, Inc.	85	Brian E. Steere	No	Brian E. Steere	10/05/2017	Follow Up
D. E. Foods, Inc.	85	Jared Urban	No	Jared Urban	03/20/2017	Follow Up
D. Palmieri Bakery	89	Travis Costa	No	Travis Costa	07/27/2017	Follow Up
D. Palmieri Bakery	89	Travis Costa	No	Travis Costa	03/08/2017	Follow Up
Dama Jewelry Technologies	26	Travis Costa	No	Travis Costa	12/15/2017	Follow Up
Dama Jewelry Technologies	26	Travis Costa	No	Travis Costa	08/17/2017	Follow Up
Dama Jewelry Technologies	26	Travis Costa	No	Travis Costa	05/31/2017	Follow Up
DAPP Enterprises LLC	85	Jared Urban	No	Jared Urban	04/14/2017	Follow Up
Darlington Memory Lane Inc.	86	Brian E. Steere	No	Brian E. Steere	04/24/2017	Follow Up
Dave & Buster's	85	Kyle C. Gannon	No	Kyle C. Gannon	01/31/2017	Follow Up
Dave's Coffee	85	Jared Urban	No	Jared Urban	07/24/2017	Follow Up
Davies Technical School	86	Michael McBurney	No	Brian E. Steere	01/12/2017	Meeting
Dean Auto Collision Center	97	Brian E. Steere	No	Brian E. Steere	08/17/2017	Follow Up
Dean Auto Collision Center Inc.	97	Brian E. Steere	No	Brian E. Steere	08/17/2017	Initial Inspection
Delcupolo, Abramowitz & Associates	72	Jared Urban	No	Jared Urban	04/28/2017	Follow Up
Delgado Inc.	85	Michael McBurney	No	Michael McBurney	10/18/2017	Follow Up
DelGreco Family LLC	97	Michael McBurney	No	Michael McBurney	09/28/2017	Follow Up
Della Valle Inc.	85	Brian E. Steere	No	Brian E. Steere	10/20/2017	Follow Up
DeLuise Bakery Inc.	81	Brandi-Lyn Colacone	No	Brandi-Lyn Colacone	07/12/2017	Initial Inspection
Department of Administration	52	Travis Costa	No	Travis Costa	12/18/2017	Follow Up
Department of Administration	52	Travis Costa	No	Travis Costa	06/12/2017	Follow Up
Department of Administration	83	Travis Costa	No	Travis Costa	10/19/2017	Follow Up
Department of Veterans Affairs Medical Center	90	Anthony Erricola	No	Katelyn Ludemann	08/03/2017	Follow Up
Designs International Inc.	42	Jared Urban	No	Jared Urban	12/20/2017	Follow Up
Designs International Inc.	42	Jared Urban	No	Jared Urban	06/19/2017	Follow Up
Desmond Auto Body & Sales	74	Jared Urban	No	Jared Urban	10/18/2017	Initial Inspection
Detroit Collision Center	97	Travis Costa	No	Travis Costa	11/14/2017	Follow Up
Detroit Collision Center	97	Travis Costa	No	Travis Costa	05/16/2017	Follow Up
Dexter Cleaners	92	Jared Urban	No	Jared Urban	04/28/2017	Follow Up

**Field's Point
Inspection History - 2017**

Company Name	Category	Engineer Assigned	Significant	Inspected By	Date	Inspected Type
DFI-EP, LLC	11	Nathan P. Daggett	Yes	Nathan P. Daggett	02/08/2017	Annual
DFI-EP, LLC	11	Nathan P. Daggett	Yes	Nathan P. Daggett	04/20/2017	Follow Up
DFI-EP, LLC	11	Nathan P. Daggett	Yes	Nathan P. Daggett	04/18/2017	Follow Up
DFI-EP, LLC	11	Nathan P. Daggett	Yes	Nathan P. Daggett	04/06/2017	Follow Up
DFI-EP, LLC	11	Nathan P. Daggett	Yes	LIMS - PT	01/24/2017	Sample
DFI-EP, LLC	11	Nathan P. Daggett	Yes	LIMS - PT	01/24/2017	Sample
DFI-EP, LLC	11	Nathan P. Daggett	Yes	LIMS - PT	01/09/2017	Sample
DFI-EP, LLC	11	Nathan P. Daggett	Yes	LIMS - PT	01/09/2017	Sample
DFI-EP, LLC	11	Nathan P. Daggett	Yes	LIMS - PT	01/03/2017	Sample
DFI-EP, LLC	11	Nathan P. Daggett	Yes	LIMS - PT	01/03/2017	Sample
DiCecco Inc.	71	Brian E. Steere	No	Brian E. Steere	04/24/2017	Follow Up
DiFruscia Industries, Inc.	11	Nathan P. Daggett	Yes	Abigail Bernier	01/11/2017	Annual
DiFruscia Industries, Inc.	11	Nathan P. Daggett	Yes	Nathan P. Daggett	12/12/2017	Follow Up
DiFruscia Industries, Inc.	11	Nathan P. Daggett	Yes	Nathan P. Daggett	10/04/2017	Follow Up
DiFruscia Industries, Inc.	11	Nathan P. Daggett	Yes	Nathan P. Daggett	08/15/2017	Follow Up
DiFruscia Industries, Inc.	11	Nathan P. Daggett	Yes	Nathan P. Daggett	06/06/2017	Follow Up
DiFruscia Industries, Inc.	11	Nathan P. Daggett	Yes	Nathan P. Daggett	02/16/2017	Follow Up
DiFruscia Industries, Inc.	11	Nathan P. Daggett	Yes	LIMS - PT	11/30/2017	Sample
DiFruscia Industries, Inc.	11	Nathan P. Daggett	Yes	LIMS - PT	11/30/2017	Sample
DiFruscia Industries, Inc.	11	Nathan P. Daggett	Yes	LIMS - PT	11/30/2017	Sample
DiFruscia Industries, Inc.	11	Nathan P. Daggett	Yes	LIMS - PT	11/07/2017	Sample
DiFruscia Industries, Inc.	11	Nathan P. Daggett	Yes	LIMS - PT	11/07/2017	Sample
DiFruscia Industries, Inc.	11	Nathan P. Daggett	Yes	LIMS - PT	10/04/2017	Sample
DiFruscia Industries, Inc.	11	Nathan P. Daggett	Yes	LIMS - PT	01/11/2017	Sample
DiFruscia Industries, Inc.	11	Nathan P. Daggett	Yes	LIMS - PT	01/11/2017	Sample
Dinga Operating LLC	85	Kyle C. Gannon	No	Kyle C. Gannon	03/28/2017	Follow Up
Diocese of Providence - Office Building	52	Brandi-Lyn Colacone	No	Brandi-Lyn Colacone	12/13/2017	Follow Up
Diocese of Providence - Office Building	52	Brandi-Lyn Colacone	No	Brandi-Lyn Colacone	06/13/2017	Follow Up
Dolce E Pane	74	Brian E. Steere	No	Brian E. Steere	11/13/2017	Initial Inspection
Dominion Energy Manchester St., Inc.	27	Anthony Erricola	Yes	Abigail Bernier	09/28/2017	Annual
Dominion Energy Manchester St., Inc.	27	Anthony Erricola	Yes	Anthony Erricola	12/18/2017	Follow Up
Dominion Energy Manchester St., Inc.	27	Anthony Erricola	Yes	Katelyn Ludemann	06/22/2017	Follow Up
Dominion Energy Manchester St., Inc.	27	Anthony Erricola	Yes	Katelyn Ludemann	04/24/2017	Follow Up
Dominion Energy Manchester St., Inc.	27	Anthony Erricola	Yes	LIMS - PT	10/31/2017	Sample
Dominion Energy Manchester St., Inc.	27	Anthony Erricola	Yes	LIMS - PT	10/31/2017	Sample
Dominion Energy Manchester St., Inc.	27	Anthony Erricola	Yes	LIMS - PT	05/03/2017	Sample
Dominion Energy Manchester St., Inc.	27	Anthony Erricola	Yes	LIMS - PT	05/03/2017	Sample
Domino's Pizza (Broad Street)	85	Jared Urban	No	Jared Urban	03/16/2017	Follow Up
Dr. Larry Levin	94	Travis Costa	No	Travis Costa	07/19/2017	Follow Up
Dr. Lee Whitney	94	Travis Costa	No	Travis Costa	03/29/2017	Follow Up
Drs. Rubinstein & Ducoff, Inc.	94	Kyle C. Gannon	No	Kyle C. Gannon	08/31/2017	Follow Up
Dunkin Donuts - Atwells Avenue	71	Kyle C. Gannon	No	Kyle C. Gannon	04/27/2017	Follow Up
Dunkin Donuts - Atwood Avenue	85	Kyle C. Gannon	No	Kyle C. Gannon	03/28/2017	Follow Up
Dunkin Donuts - Branch Avenue	85	Kyle C. Gannon	No	Kyle C. Gannon	04/17/2017	Follow Up
Dunkin Donuts - Broad Street	85	Kyle C. Gannon	No	Kyle C. Gannon	01/30/2017	Follow Up
Dunkin Donuts - Gano Street	85	Kyle C. Gannon	No	Kyle C. Gannon	07/24/2017	Follow Up
Dunkin Donuts - Plainfield Street	85	Kyle C. Gannon	No	Kyle C. Gannon	10/31/2017	Follow Up
Dunkin Donuts - Pleasant Valley	85	Jared Urban	No	Jared Urban	09/26/2017	Follow Up
Dunkin Donuts (Providence Place Mall)	85	Kyle C. Gannon	No	Kyle C. Gannon	01/26/2017	Follow Up
Dupont Drive Industrial Area	78	Nathan Dean	No	Michael McBurney	10/03/2017	Industrial Area
Dupont Drive Industrial Area	78	Nathan Dean	No	Nathan P. Daggett	10/03/2017	Industrial Area
Du-Pro-Lux Cleansers	92	Jared Urban	No	Jared Urban	10/17/2017	Follow Up
Durks Bar-B-Q	85	Brandi-Lyn Colacone	No	Brandi-Lyn Colacone	12/19/2017	Follow Up
Durks Bar-B-Q	85	Brandi-Lyn Colacone	No	Brandi-Lyn Colacone	04/05/2017	Follow Up
Durks Bar-B-Q	85	Brandi-Lyn Colacone	No	Brandi-Lyn Colacone	01/09/2017	Follow Up
E&M Enterprises, LTD	11	Anthony Erricola	Yes	Abigail Bernier	11/07/2017	Annual
E&M Enterprises, LTD	11	Anthony Erricola	Yes	Anthony Erricola	11/30/2017	Follow Up
E&M Enterprises, LTD	11	Anthony Erricola	Yes	Katelyn Ludemann	08/15/2017	Follow Up
E&M Enterprises, LTD	11	Anthony Erricola	Yes	Katelyn Ludemann	05/30/2017	Follow Up
E&M Enterprises, LTD	11	Anthony Erricola	Yes	Katelyn Ludemann	02/24/2017	Follow Up
E&M Enterprises, LTD	11	Anthony Erricola	Yes	Katelyn Ludemann	02/01/2017	Follow Up
E&M Enterprises, LTD	11	Anthony Erricola	Yes	LIMS - PT	07/18/2017	Sample
E&M Enterprises, LTD	11	Anthony Erricola	Yes	LIMS - PT	07/18/2017	Sample
E&M Enterprises, LTD	11	Anthony Erricola	Yes	LIMS - PT	01/17/2017	Sample
E&M Enterprises, LTD	11	Anthony Erricola	Yes	LIMS - PT	01/17/2017	Sample
Eagle Laundry Inc.	25	Abigail Bernier	Yes	Abigail Bernier	08/02/2017	Annual
Eagle Laundry Inc.	25	Abigail Bernier	Yes	Abigail Bernier	11/30/2017	Follow Up
Eagle Laundry Inc.	25	Abigail Bernier	Yes	Abigail Bernier	10/04/2017	Follow Up
Eagle Laundry Inc.	25	Abigail Bernier	Yes	Abigail Bernier	05/25/2017	Follow Up
Eagle Laundry Inc.	25	Abigail Bernier	Yes	Abigail Bernier	04/18/2017	Follow Up
Eagle Laundry Inc.	25	Abigail Bernier	Yes	LIMS - PT	11/20/2017	Sample
Eagle Laundry Inc.	25	Abigail Bernier	Yes	LIMS - PT	11/20/2017	Sample

**Field's Point
Inspection History - 2017**

Company Name	Category	Engineer Assigned	Significant	Inspected By	Date	Inspected Type
Eagle Laundry Inc.	25	Abigail Bernier	Yes	LIMS - PT	04/18/2017	Sample
East Coast Pizza	71	Brandi-Lyn Colacone	No	Brandi-Lyn Colacone	02/16/2017	Follow Up
East Side Cottage, LLC	85	Kyle C. Gannon	No	Kyle C. Gannon	07/25/2017	Follow Up
East Side Periodontics, Ltd.	99	Jared Urban	No	Jared Urban	02/14/2017	Follow Up
East Side Pockets, INC	85	Brandi-Lyn Colacone	No	Brandi-Lyn Colacone	01/09/2017	Follow Up
Eastern Screw Company	26	Travis Costa	No	Travis Costa	12/15/2017	Follow Up
Eastern Screw Company	26	Travis Costa	No	Travis Costa	09/14/2017	Follow Up
Eastern Screw Company	26	Travis Costa	No	Travis Costa	06/09/2017	Follow Up
Eastern Screw Company	26	Travis Costa	No	Travis Costa	04/25/2017	Follow Up
Easy Entertaining, Inc.	85	Jared Urban	No	Jared Urban	10/31/2017	Follow Up
Ebisu	71	Brandi-Lyn Colacone	No	Brandi-Lyn Colacone	05/09/2017	Follow Up
El Caribeno Restaurant	74	Brandi-Lyn Colacone	No	Brandi-Lyn Colacone	10/05/2017	Follow Up
El Caribeno Restaurant	74	Brandi-Lyn Colacone	No	Brandi-Lyn Colacone	08/04/2017	Initial Inspection
El Chapin	85	Brandi-Lyn Colacone	No	Brandi-Lyn Colacone	01/10/2017	Follow Up
El Encanto Seafood	71	Brandi-Lyn Colacone	No	Brandi-Lyn Colacone	11/02/2017	Follow Up
El Fogon Latino Restaurant, LLC	85	Jared Urban	No	Jared Urban	04/26/2017	Follow Up
El Fogonazo Meat Market	81	Brandi-Lyn Colacone	No	Brandi-Lyn Colacone	09/14/2017	Follow Up
El Mogote	85	Brandi-Lyn Colacone	No	Brandi-Lyn Colacone	10/05/2017	Follow Up
El Quiche Bakery Store, Inc.	81	Brian E. Steere	No	Brian E. Steere	08/03/2017	Follow Up
El Rancho Grande	85	Jared Urban	No	Jared Urban	11/16/2017	Follow Up
El Rancho Grande	85	Jared Urban	No	Jared Urban	01/30/2017	Follow Up
El Rey De Las Pupusas	85	Brandi-Lyn Colacone	No	Brandi-Lyn Colacone	02/16/2017	Follow Up
El Sitio Bar & Lounge	85	Jared Urban	No	Jared Urban	11/02/2017	Initial Inspection
El Vecinos Supermarket	74	Anthony Erricola	No	Abigail Bernier	09/07/2017	Initial Inspection
Electrolizing, Inc.	11	Anthony Erricola	Yes	Katelyn Ludemann	09/07/2017	Annual
Electrolizing, Inc.	11	Anthony Erricola	Yes	Anthony Erricola	12/15/2017	Follow Up
Electrolizing, Inc.	11	Anthony Erricola	Yes	Katelyn Ludemann	06/21/2017	Follow Up
Electrolizing, Inc.	11	Anthony Erricola	Yes	Katelyn Ludemann	02/27/2017	Follow Up
Electrolizing, Inc.	11	Anthony Erricola	Yes	LIMS - PT	07/26/2017	Sample
Electrolizing, Inc.	11	Anthony Erricola	Yes	LIMS - PT	07/26/2017	Sample
Electrolizing, Inc.	11	Anthony Erricola	Yes	LIMS - PT	01/27/2017	Sample
Ellie's Bakery	85	Michael McBurney	No	Michael McBurney	02/24/2017	Follow Up
Elmwood Community School	86	Travis Costa	No	Travis Costa	11/15/2017	Follow Up
Elmwood Health Center	86	Brandi-Lyn Colacone	No	Brandi-Lyn Colacone	12/04/2017	Follow Up
Elmwood Ultra Clean Laundry	92	Jared Urban	No	Jared Urban	12/18/2017	Follow Up
Enrission	85	Jared Urban	No	Jared Urban	10/19/2017	Initial Inspection
Enterprise Rent-A-Car of R.I. (Johnston)	37	Nathan P. Daggett	No	Nathan P. Daggett	11/15/2017	Follow Up
Enterprise Rent-A-Car of R.I. (Johnston)	37	Nathan P. Daggett	No	Nathan P. Daggett	05/18/2017	Follow Up
Enterprise Rent-A-Car of R.I. (NP)	37	Nathan P. Daggett	No	Nathan P. Daggett	11/15/2017	Follow Up
Enterprise Rent-A-Car of R.I. (NP)	37	Nathan P. Daggett	No	Nathan P. Daggett	05/18/2017	Follow Up
Epoch Assisted Living on the East Side	71	Jared Urban	No	Jared Urban	03/20/2017	Follow Up
Equilon Enterprises LLC	37	Travis Costa	No	Travis Costa	12/19/2017	Follow Up
Equilon Enterprises LLC	37	Travis Costa	No	Travis Costa	06/12/2017	Follow Up
Ercilio's Electro Auto, Inc.	60	Nathan P. Daggett	No	Nathan P. Daggett	10/06/2017	Initial Inspection
Ethan Zamp & Co. Ltd.	85	Brian E. Steere	No	Brian E. Steere	11/17/2017	Follow Up
Exchange ST Hotel LLC	74	Anthony Erricola	No	Travis Costa	05/11/2017	Meeting
Express Muffler	60	Brian E. Steere	No	Brian E. Steere	09/25/2017	Follow Up
Extreme Auto Recondition	97	Michael McBurney	No	Michael McBurney	11/21/2017	Follow Up
Extreme Auto Recondition	97	Michael McBurney	No	Michael McBurney	05/24/2017	Follow Up
Extreme Auto Recondition	97	Michael McBurney	No	Michael McBurney	04/04/2017	Follow Up
Extreme Auto Recondition	97	Michael McBurney	No	Michael McBurney	01/17/2017	Follow Up
Extreme Clean Laundry Inc.	92	Brian E. Steere	No	Brian E. Steere	11/20/2017	Follow Up
F&F Coffee House, Ltd.	85	Brian E. Steere	No	Brian E. Steere	02/07/2017	Initial Inspection
F. Saia Restaurants, Inc. LLC	85	Kyle C. Gannon	No	Kyle C. Gannon	12/20/2017	Follow Up
F. Saia Restaurants, Inc. LLC	85	Kyle C. Gannon	No	Kyle C. Gannon	03/29/2017	Follow Up
Fairfield University Heights LP	86	Jared Urban	No	Jared Urban	01/23/2017	Follow Up
Fairfield University Heights LP	86	Jared Urban	No	Jared Urban	01/23/2017	Follow Up
Fairfield University Heights LP	86	Jared Urban	No	Jared Urban	01/23/2017	Follow Up
Fairfield University Heights, LP	86	Jared Urban	No	Jared Urban	01/23/2017	Follow Up
Fairfield University Heights, LP	86	Jared Urban	No	Jared Urban	01/23/2017	Follow Up
Famiglia e Amici Inc.	85	Michael McBurney	No	Michael McBurney	07/19/2017	Follow Up
FedEx Ground Package System, Inc.	37	Michael McBurney	No	Michael McBurney	06/14/2017	Follow Up
Fed-Rick Veal Company	81	Brian E. Steere	No	Brian E. Steere	08/17/2017	Follow Up
Fellini Pizzeria	85	Michael McBurney	No	Michael McBurney	05/31/2017	Follow Up
Ferguson Perforating Company	42	Travis Costa	No	Travis Costa	12/19/2017	Follow Up
Ferguson Perforating Company	42	Travis Costa	No	Travis Costa	06/14/2017	Follow Up
Ferrara's Hometown Bar & Grill	85	Michael McBurney	No	Michael McBurney	04/20/2017	Initial Inspection
Field's Point Treatment Plant	0	Kerry M. Britt	No	Kerry M. Britt	09/26/2017	Annual
First Casting, Inc.	59	Jared Urban	No	Jared Urban	12/19/2017	Follow Up
First Casting, Inc.	59	Jared Urban	No	Jared Urban	06/15/2017	Follow Up
Flan y Ajo	71	Brian E. Steere	No	Brian E. Steere	05/05/2017	Follow Up
Fondue Providence, LLC	85	Brian E. Steere	No	Brian E. Steere	01/26/2017	Follow Up

**Field's Point
Inspection History - 2017**

Company Name	Category	Engineer Assigned	Significant	Inspected By	Date	Inspected Type
Food Corp	82	Brandi-Lyn Colacone	No	Brandi-Lyn Colacone	09/26/2017	Follow Up
Forty-Four Donuts, Inc.	85	Brandi-Lyn Colacone	No	Brandi-Lyn Colacone	08/17/2017	Follow Up
Forty-Four Donuts, Inc.	85	Brandi-Lyn Colacone	No	Brandi-Lyn Colacone	05/11/2017	Follow Up
Four Season's Restaurant	85	Jared Urban	No	Jared Urban	06/14/2017	Follow Up
Freeway Car Wash	97	Michael McBurney	No	Michael McBurney	04/27/2017	Follow Up
Friendly Laundromat, Inc.	92	Kyle C. Gannon	No	Kyle C. Gannon	05/18/2017	Follow Up
Friskie Fries	85	Brandi-Lyn Colacone	No	Brandi-Lyn Colacone	04/27/2017	Follow Up
Friskie Fries	85	Brandi-Lyn Colacone	No	Brandi-Lyn Colacone	07/31/2017	Initial Inspection
Froyo World	85	Brandi-Lyn Colacone	No	Brandi-Lyn Colacone	12/19/2017	Follow Up
Fruity Franchise	85	Brandi-Lyn Colacone	No	Brandi-Lyn Colacone	08/22/2017	Follow Up
Fu Ming Chinese Restaurant	85	Jared Urban	No	Jared Urban	12/19/2017	Follow Up
Fu Ming Chinese Restaurant	85	Jared Urban	No	Jared Urban	01/30/2017	Follow Up
Fuji Chen	85	Kyle C. Gannon	No	Kyle C. Gannon	01/26/2017	Follow Up
Fuji Restaurant Group, Inc.	85	Jared Urban	No	Jared Urban	11/21/2017	Follow Up
G&R Daou, Inc	85	Travis Costa	No	Travis Costa	10/05/2017	Initial Inspection
G. Tanury Plating Company	11	Nathan P. Daggett	Yes	Nathan P. Daggett	05/09/2017	Annual
G. Tanury Plating Company	11	Nathan P. Daggett	Yes	Nathan P. Daggett	11/30/2017	Follow Up
G. Tanury Plating Company	11	Nathan P. Daggett	Yes	Nathan P. Daggett	06/12/2017	Follow Up
G. Tanury Plating Company	11	Nathan P. Daggett	Yes	Nathan P. Daggett	02/01/2017	Follow Up
G. Tanury Plating Company	11	Nathan P. Daggett	Yes	LIMS - PT	07/31/2017	Sample
G. Tanury Plating Company	11	Nathan P. Daggett	Yes	LIMS - PT	07/31/2017	Sample
G. Tanury Plating Company	11	Nathan P. Daggett	Yes	LIMS - PT	01/25/2017	Sample
G. Tanury Plating Company	11	Nathan P. Daggett	Yes	LIMS - PT	01/25/2017	Sample
Galvanique (Johnston)	72	Nathan P. Daggett	No	Nathan P. Daggett	09/18/2017	Follow Up
Galvanique (Johnston)	72	Nathan P. Daggett	No	Nathan P. Daggett	08/25/2017	Follow Up
Galvanique (Johnston)	72	Nathan P. Daggett	No	Nathan P. Daggett	06/06/2017	Follow Up
Gano Holdings, LLC	86	Jared Urban	No	Jared Urban	03/23/2017	Follow Up
Gano Holdings, LLC	86	Jared Urban	No	Jared Urban	01/20/2017	Follow Up
Gao & Gao, Inc.	85	Brian E. Steere	No	Brian E. Steere	01/12/2017	Follow Up
Garden of Eve	85	Brandi-Lyn Colacone	No	Brandi-Lyn Colacone	06/15/2017	Initial Inspection
Ga-Rel Manufacturing Company	44	Travis Costa	No	Travis Costa	12/11/2017	Follow Up
Ga-Rel Manufacturing Company	44	Travis Costa	No	Travis Costa	09/22/2017	Follow Up
Ga-Rel Manufacturing Company	44	Travis Costa	No	Travis Costa	05/31/2017	Follow Up
Genesis Marketing Group - Warren Avenue	42	Anthony Erricola	No	Anthony Erricola	12/15/2017	Follow Up
Genesis Marketing Group - Warren Avenue	42	Anthony Erricola	No	Katelyn Ludemann	06/05/2017	Follow Up
Geneva Diner	85	Brandi-Lyn Colacone	No	Brandi-Lyn Colacone	03/16/2017	Follow Up
Geoff's South Main St.	74	Michael McBurney	No	Michael McBurney	06/08/2017	Initial Inspection
Geoff's Superlative Sandwiches - Benefit	85	Michael McBurney	No	Michael McBurney	05/31/2017	Follow Up
GIFU Providence, Inc.	85	Kyle C. Gannon	No	Kyle C. Gannon	01/26/2017	Follow Up
Gilbane Building Company	53	Jared Urban	No	Jared Urban	12/20/2017	Follow Up
Gilbane Building Company	53	Jared Urban	No	Jared Urban	06/06/2017	Follow Up
Godiva Chocolatier	85	Kyle C. Gannon	No	Kyle C. Gannon	01/26/2017	Follow Up
Golden Palace Chinese Restaurant	85	Brandi-Lyn Colacone	No	Brandi-Lyn Colacone	11/14/2017	Follow Up
Golden Palace Chinese Restaurant	85	Brandi-Lyn Colacone	No	Brandi-Lyn Colacone	02/28/2017	Follow Up
Golden Palace Chinese Restaurant	85	Brandi-Lyn Colacone	No	Jared Urban	02/13/2017	Meeting
Golden Pot, Inc.	85	Jared Urban	No	Jared Urban	04/19/2017	Follow Up
Gorditas, Inc.	85	Michael McBurney	No	Michael McBurney	10/20/2017	Follow Up
Gothic Pewter LLC	43	Nathan P. Daggett	No	Nathan P. Daggett	12/11/2017	Follow Up
Gothic Pewter LLC	43	Nathan P. Daggett	No	Nathan P. Daggett	06/01/2017	Follow Up
GQS Providence, Inc.	85	Jared Urban	No	Jared Urban	11/16/2017	Follow Up
Gracie's Ventures	85	Brandi-Lyn Colacone	No	Brandi-Lyn Colacone	07/27/2017	Follow Up
Greco Brothers Inc.	27	Nathan P. Daggett	No	Nathan P. Daggett	11/28/2017	Follow Up
Greco Brothers Inc.	27	Nathan P. Daggett	No	Nathan P. Daggett	06/05/2017	Follow Up
Green Apple	85	Michael McBurney	No	Michael McBurney	10/20/2017	Follow Up
Greenway Bistro	74	Kyle C. Gannon	No	Kyle C. Gannon	11/14/2017	Initial Inspection
Grieco Fiat Service Center	74	Jared Urban	No	Jared Urban	07/12/2017	Follow Up
Group Theory	85	Michael McBurney	No	Michael McBurney	10/26/2017	Initial Inspection
Guido Murphy, Inc.	85	Michael McBurney	No	Michael McBurney	08/31/2017	Follow Up
H and A Kitchen	85	Brandi-Lyn Colacone	No	Brandi-Lyn Colacone	05/04/2017	Follow Up
H and A Kitchen	85	Brandi-Lyn Colacone	No	Brandi-Lyn Colacone	04/06/2017	Follow Up
H&S Management, LLC	85	Brian E. Steere	No	Brian E. Steere	12/29/2017	Follow Up
H&S Management, LLC	85	Brian E. Steere	No	Brian E. Steere	05/04/2017	Follow Up
H&S Management, LLC	85	Brian E. Steere	No	Brian E. Steere	03/28/2017	Follow Up
HABC LLC	85	Jared Urban	No	Jared Urban	12/05/2017	Initial Inspection
HABC, LLC	71	Jared Urban	No	Jared Urban	10/27/2017	Follow Up
HABC, LLC	71	Jared Urban	No	Jared Urban	08/28/2017	Follow Up
Hamov- Hotov LLC	85	Jared Urban	No	Jared Urban	08/02/2017	Follow Up
Hamov- Hotov LLC	85	Jared Urban	No	Jared Urban	07/12/2017	Follow Up
Harrison Casting	51	Nathan P. Daggett	No	Nathan P. Daggett	11/30/2017	Follow Up
Harrison Casting	51	Nathan P. Daggett	No	Nathan P. Daggett	06/06/2017	Follow Up
Hartford Laundromat, Inc.	92	Jared Urban	No	Jared Urban	10/17/2017	Follow Up
Hartford Oil	60	Brian E. Steere	No	Brian E. Steere	04/12/2017	Initial Inspection

**Field's Point
Inspection History - 2017**

Company Name	Category	Engineer Assigned	Significant	Inspected By	Date	Inspected Type
Haruki East Ltd.	85	Brandi-Lyn Colacone	No	Brandi-Lyn Colacone	08/15/2017	Follow Up
Hei Place	85	Jared Urban	No	Jared Urban	11/20/2017	Follow Up
Heng Heng Restaurant	74	Jared Urban	No	Jared Urban	11/21/2017	Initial Inspection
Heng Heng Restaurant	74	Jared Urban	No	Jared Urban	10/02/2017	Meeting
Hillview Auto Body	97	Anthony Erricola	No	LIMS - PT	10/24/2017	Sample
Hillview Auto Body	97	Anthony Erricola	No	LIMS - PT	04/25/2017	Sample
Hillview Auto Body	97	Anthony Erricola	No	LIMS - PT	04/25/2017	Sample
HNR, LLC	85	Brandi-Lyn Colacone	No	Brandi-Lyn Colacone	05/12/2017	Follow Up
Ho Toy	74	Jared Urban	No	Jared Urban	05/30/2017	Initial Inspection
Hodosh Dental Associates, Inc.	94	Kyle C. Gannon	No	Kyle C. Gannon	01/30/2017	Follow Up
Homefries Restaurant	85	Brian E. Steere	No	Brian E. Steere	07/28/2017	Follow Up
Honey Dew Donuts (Allens)	85	Brian E. Steere	No	Brian E. Steere	10/30/2017	Follow Up
Honey Dew Donuts (Allens)	85	Brian E. Steere	No	Brian E. Steere	06/30/2017	Follow Up
Hope Creamery	85	Brian E. Steere	No	Brian E. Steere	06/12/2017	Follow Up
Hope Street KFC Inc.	85	Jared Urban	No	Jared Urban	11/27/2017	Follow Up
Hopkins Manor Ltd	86	Brandi-Lyn Colacone	No	Brandi-Lyn Colacone	03/23/2017	Follow Up
Hunger Puncher	74	Brian E. Steere	No	Brian E. Steere	10/11/2017	Initial Inspection
Hurd Auto Mall LLC	97	Michael McBurney	No	Michael McBurney	06/22/2017	Follow Up
Hussaini & Banai Bros of P.P. LLC	71	Michael McBurney	No	Michael McBurney	10/18/2017	Follow Up
Hussaini & Banai Bros of P.P. LLC	71	Michael McBurney	No	Michael McBurney	01/26/2017	Follow Up
I. Broomfield & Son, Inc.	41	Nathan P. Daggett	No	Nathan P. Daggett	12/04/2017	Follow Up
I. Broomfield & Son, Inc.	41	Nathan P. Daggett	No	Nathan P. Daggett	06/01/2017	Follow Up
Ideal Plating & Polishing Co., Inc.	11	Nathan P. Daggett	Yes	Nathan P. Daggett	01/26/2017	Annual
Ideal Plating & Polishing Co., Inc.	11	Nathan P. Daggett	Yes	Nathan P. Daggett	12/04/2017	Follow Up
Ideal Plating & Polishing Co., Inc.	11	Nathan P. Daggett	Yes	Nathan P. Daggett	10/05/2017	Follow Up
Ideal Plating & Polishing Co., Inc.	11	Nathan P. Daggett	Yes	Nathan P. Daggett	06/13/2017	Follow Up
Ideal Plating & Polishing Co., Inc.	11	Nathan P. Daggett	Yes	LIMS - PT	08/01/2017	Sample
Ideal Plating & Polishing Co., Inc.	11	Nathan P. Daggett	Yes	LIMS - PT	08/01/2017	Sample
Ideal Plating & Polishing Co., Inc.	11	Nathan P. Daggett	Yes	LIMS - PT	01/31/2017	Sample
Ideal Plating & Polishing Co., Inc.	11	Nathan P. Daggett	Yes	LIMS - PT	01/31/2017	Sample
IGT	85	Brandi-Lyn Colacone	No	Brandi-Lyn Colacone	11/30/2017	Follow Up
Imperial Tile & Marble Works Inc.	99	Nathan P. Daggett	No	Nathan P. Daggett	01/12/2017	Follow Up
India House Inc.	85	Brandi-Lyn Colacone	No	Brandi-Lyn Colacone	10/16/2017	Follow Up
India Restaurant	85	Michael McBurney	No	Michael McBurney	07/19/2017	Follow Up
Induplate LLC	11	Anthony Erricola	Yes	Katelyn Ludemann	01/31/2017	Annual
Induplate LLC	11	Anthony Erricola	Yes	Anthony Erricola	12/12/2017	Follow Up
Induplate LLC	11	Anthony Erricola	Yes	Katelyn Ludemann	06/05/2017	Follow Up
Induplate LLC	11	Anthony Erricola	Yes	LIMS - PT	07/24/2017	Sample
Induplate LLC	11	Anthony Erricola	Yes	LIMS - PT	07/24/2017	Sample
Induplate LLC	11	Anthony Erricola	Yes	LIMS - PT	01/19/2017	Sample
Induplate LLC	11	Anthony Erricola	Yes	LIMS - PT	01/19/2017	Sample
Industrial Lane Johnston	78	Nathan Dean	No	Abigail Bernier	08/31/2017	Industrial Area
Industrial Lane Johnston	78	Nathan Dean	No	Brandi-Lyn Colacone	08/31/2017	Industrial Area
International Chromium Plating	11	Nathan P. Daggett	Yes	Nathan P. Daggett	11/02/2017	Annual
International Chromium Plating	11	Nathan P. Daggett	Yes	Nathan P. Daggett	12/07/2017	Follow Up
International Chromium Plating	11	Nathan P. Daggett	Yes	Nathan P. Daggett	06/08/2017	Follow Up
International Chromium Plating	11	Nathan P. Daggett	Yes	Nathan P. Daggett	03/07/2017	Follow Up
International Chromium Plating	11	Nathan P. Daggett	Yes	LIMS - PT	11/01/2017	Sample
International Chromium Plating	11	Nathan P. Daggett	Yes	LIMS - PT	11/01/2017	Sample
International Chromium Plating	11	Nathan P. Daggett	Yes	LIMS - PT	02/08/2017	Sample
International Chromium Plating	11	Nathan P. Daggett	Yes	LIMS - PT	02/08/2017	Sample
International Chromium Plating	11	Nathan P. Daggett	Yes	LIMS - PT	02/08/2017	Sample
International Etching, Inc.	11	Nathan P. Daggett	Yes	Nathan P. Daggett	04/11/2017	Annual
International Etching, Inc.	11	Nathan P. Daggett	Yes	Nathan P. Daggett	12/04/2017	Follow Up
International Etching, Inc.	11	Nathan P. Daggett	Yes	Nathan P. Daggett	10/16/2017	Follow Up
International Etching, Inc.	11	Nathan P. Daggett	Yes	Nathan P. Daggett	06/01/2017	Follow Up
International Etching, Inc.	11	Nathan P. Daggett	Yes	LIMS - PT	11/01/2017	Sample
International Etching, Inc.	11	Nathan P. Daggett	Yes	LIMS - PT	11/01/2017	Sample
International Etching, Inc.	11	Nathan P. Daggett	Yes	LIMS - PT	08/23/2017	Sample
International Etching, Inc.	11	Nathan P. Daggett	Yes	LIMS - PT	01/26/2017	Sample
International Insignia Corporation	11	Anthony Erricola	Yes	Nathan Dean	09/26/2017	Annual
International Insignia Corporation	11	Anthony Erricola	Yes	Anthony Erricola	12/11/2017	Follow Up
International Insignia Corporation	11	Anthony Erricola	Yes	Abigail Bernier	11/02/2017	Follow Up
International Insignia Corporation	11	Anthony Erricola	Yes	Katelyn Ludemann	06/22/2017	Follow Up
International Insignia Corporation	11	Anthony Erricola	Yes	Katelyn Ludemann	02/16/2017	Follow Up
International Insignia Corporation	11	Anthony Erricola	Yes	LIMS - PT	11/16/2017	Sample
International Insignia Corporation	11	Anthony Erricola	Yes	LIMS - PT	11/16/2017	Sample
International Insignia Corporation	11	Anthony Erricola	Yes	LIMS - PT	09/21/2017	Sample
International Insignia Corporation	11	Anthony Erricola	Yes	LIMS - PT	09/21/2017	Sample
International Insignia Corporation	11	Anthony Erricola	Yes	LIMS - PT	09/21/2017	Sample
International Insignia Corporation	11	Anthony Erricola	Yes	LIMS - PT	03/28/2017	Sample
International Insignia Corporation	11	Anthony Erricola	Yes	LIMS - PT	03/28/2017	Sample
Ira Green, Inc.	11	Nathan P. Daggett	Yes	Nathan P. Daggett	03/23/2017	Annual
Ira Green, Inc.	11	Nathan P. Daggett	Yes	Nathan P. Daggett	12/19/2017	Follow Up

**Field's Point
Inspection History - 2017**

Company Name	Category	Engineer Assigned	Significant	Inspected By	Date	Inspected Type
Ira Green, Inc.	11	Nathan P. Daggett	Yes	Nathan P. Daggett	12/04/2017	Follow Up
Ira Green, Inc.	11	Nathan P. Daggett	Yes	Nathan P. Daggett	10/02/2017	Follow Up
Ira Green, Inc.	11	Nathan P. Daggett	Yes	Nathan P. Daggett	06/06/2017	Follow Up
Ira Green, Inc.	11	Nathan P. Daggett	Yes	LIMS - PT	09/06/2017	Sample
Ira Green, Inc.	11	Nathan P. Daggett	Yes	LIMS - PT	09/06/2017	Sample
Ira Green, Inc.	11	Nathan P. Daggett	Yes	LIMS - PT	03/07/2017	Sample
Ira Green, Inc.	11	Nathan P. Daggett	Yes	LIMS - PT	03/07/2017	Sample
Istanbul Gourmet Market, LLC	82	Brandi-Lyn Colacone	No	Brandi-Lyn Colacone	11/16/2017	Follow Up
Italia, LLC	85	Brandi-Lyn Colacone	No	Brandi-Lyn Colacone	03/03/2017	Follow Up
Italian Dessert Service Import, Inc.	85	Brandi-Lyn Colacone	No	Brandi-Lyn Colacone	10/18/2017	Follow Up
Italian Dessert Service Import, Inc.	85	Brandi-Lyn Colacone	No	Brandi-Lyn Colacone	07/05/2017	Follow Up
J & M Convenience Store	85	Jared Urban	No	Jared Urban	06/13/2017	Follow Up
J & W - Friedman Center	86	Michael McBurney	No	Michael McBurney	10/04/2017	Follow Up
J&W - Pleasant Valley Parkway Garage	60	Jared Urban	No	Jared Urban	10/13/2017	Initial Inspection
J.M.V. Pizza & Subs	85	Michael McBurney	No	Michael McBurney	09/19/2017	Follow Up
J.T.O. AAMCO, Inc.	42	Travis Costa	No	Travis Costa	12/06/2017	Follow Up
J.T.O. AAMCO, Inc.	42	Travis Costa	No	Travis Costa	11/06/2017	Follow Up
J.T.O. AAMCO, Inc.	42	Travis Costa	No	Travis Costa	08/03/2017	Follow Up
J.T.O. AAMCO, Inc.	42	Travis Costa	No	Travis Costa	06/01/2017	Follow Up
J.T.O. AAMCO, Inc.	42	Travis Costa	No	Travis Costa	04/10/2017	Follow Up
J.T.O. AAMCO, Inc.	42	Travis Costa	No	Travis Costa	02/13/2017	Follow Up
Jacky's Galaxy Providence	85	Brian E. Steere	No	Brian E. Steere	08/24/2017	Follow Up
Jacky's Restaurant and Banquets	85	Brian E. Steere	No	Brian E. Steere	04/24/2017	Follow Up
Jacob Werba	94	Jared Urban	No	Jared Urban	03/07/2017	Follow Up
Jahunger	85	Michael McBurney	No	Michael McBurney	04/05/2017	Follow Up
Jahunger	85	Michael McBurney	No	Michael McBurney	03/27/2017	Initial Inspection
Jains's Laundry, Inc.	92	Kyle C. Gannon	No	Kyle C. Gannon	02/23/2017	Follow Up
Jan Co Central, Inc.	85	Brandi-Lyn Colacone	No	Brandi-Lyn Colacone	08/24/2017	Follow Up
Jan Co, Inc.	85	Brandi-Lyn Colacone	No	Brandi-Lyn Colacone	05/12/2017	Follow Up
Jan Co. Central, Inc.	85	Brandi-Lyn Colacone	No	Brandi-Lyn Colacone	05/11/2017	Follow Up
Janu Two, Inc.	71	Brian E. Steere	No	Brian E. Steere	07/20/2017	Follow Up
Janu Two, Inc.	71	Brian E. Steere	No	Brian E. Steere	04/19/2017	Follow Up
Jaques, Ltd.	85	Brandi-Lyn Colacone	No	Brandi-Lyn Colacone	01/19/2017	Follow Up
Jeanette's Bakery	81	Brian E. Steere	No	Brian E. Steere	08/02/2017	Follow Up
Jiang Li, LLC	92	Jared Urban	No	Jared Urban	02/14/2017	Follow Up
Jimmy's Charles Street Auto	60	Brian E. Steere	No	Brian E. Steere	09/25/2017	Follow Up
JJ Group, Inc.	85	Brandi-Lyn Colacone	No	Brandi-Lyn Colacone	11/07/2017	Follow Up
Joest LLC	85	Michael McBurney	No	Michael McBurney	10/20/2017	Follow Up
Joest LLC	85	Michael McBurney	No	Michael McBurney	08/24/2017	Follow Up
Johnston Donuts Inc.	85	Brandi-Lyn Colacone	No	Brandi-Lyn Colacone	12/20/2017	Follow Up
Johnston Public Schools	86	Anthony Erricola	No	Katelyn Ludemann	04/20/2017	Follow Up
Johnston Senior Center	86	Jared Urban	No	Jared Urban	04/12/2017	Follow Up
Johnston Taco, LLC	85	Michael McBurney	No	Michael McBurney	08/21/2017	Follow Up
Jon Roc Linc	85	Brandi-Lyn Colacone	No	Brandi-Lyn Colacone	07/20/2017	Follow Up
Jozon Enterprises, Inc.	85	Jared Urban	No	Jared Urban	08/02/2017	Follow Up
JRB LLC	85	Brian E. Steere	No	Brian E. Steere	11/21/2017	Follow Up
JR's Providence, LLC	85	Michael McBurney	No	Michael McBurney	09/19/2017	Follow Up
JTMJ, LLC	81	Jared Urban	No	Jared Urban	08/28/2017	Follow Up
JTMJ, LLC (Kennedy Plaza)	85	Jared Urban	No	Jared Urban	07/24/2017	Follow Up
Karaoke Box	85	Brian E. Steere	No	Brian E. Steere	09/27/2017	Follow Up
KCW Management LLC	85	Kyle C. Gannon	No	Kyle C. Gannon	01/04/2017	Initial Inspection
KD Hospitality	85	Michael McBurney	No	Michael McBurney	03/21/2017	Initial Inspection
Kelly's Car Wash, Inc.	97	Michael McBurney	No	Michael McBurney	08/31/2017	Follow Up
Ken Wok	85	Brian E. Steere	No	Brian E. Steere	04/24/2017	Follow Up
Kentucky Fried Chicken (Johnston)	85	Jared Urban	No	Jared Urban	11/20/2017	Follow Up
Khoos Kitchen	85	Michael McBurney	No	Michael McBurney	09/28/2017	Follow Up
Killingly Industrial Area	78	Nathan Dean	No	Kyle C. Gannon	04/19/2017	Industrial Area
Killingly Industrial Area	78	Nathan Dean	No	Travis Costa	04/19/2017	Industrial Area
KJB Industries Inc.	85	Brandi-Lyn Colacone	No	Brandi-Lyn Colacone	05/02/2017	Follow Up
KLEOS-RI	85	Brandi-Lyn Colacone	No	Brandi-Lyn Colacone	06/08/2017	Follow Up
KLEOS-RI	85	Brandi-Lyn Colacone	No	Jared Urban	05/09/2017	Meeting
Knead Doughnuts	85	Michael McBurney	No	Michael McBurney	12/29/2017	Follow Up
Koi Japanese Restaurant	71	Jared Urban	No	Jared Urban	11/20/2017	Follow Up
Koi Japanese Restaurant	71	Jared Urban	No	Jared Urban	04/11/2017	Follow Up
KSB LLC Subway	85	Brandi-Lyn Colacone	No	Brandi-Lyn Colacone	01/05/2017	Follow Up
KVRH Foods Inc.	85	Brandi-Lyn Colacone	No	Brandi-Lyn Colacone	08/08/2017	Follow Up
L T Treats, Inc.	85	Kyle C. Gannon	No	Kyle C. Gannon	01/26/2017	Follow Up
L&R Granite Inc.	42	Anthony Erricola	No	Anthony Erricola	12/12/2017	Follow Up
L&R Granite Inc.	42	Anthony Erricola	No	Katelyn Ludemann	06/26/2017	Initial Inspection
L.N.P. Enterprises, Inc.	85	Kyle C. Gannon	No	Kyle C. Gannon	01/25/2017	Initial Inspection
L/M Taco RI	85	Brandi-Lyn Colacone	No	Brandi-Lyn Colacone	04/18/2017	Follow Up
L/M TacoRI Inc.	85	Brian E. Steere	No	Brian E. Steere	10/18/2017	Initial Inspection

**Field's Point
Inspection History - 2017**

Company Name	Category	Engineer Assigned	Significant	Inspected By	Date	Inspected Type
La Artesa Bakery Inc.	81	Jared Urban	No	Jared Urban	11/30/2017	Follow Up
La Broa Pizza	85	Brian E. Steere	No	Brian E. Steere	05/05/2017	Follow Up
La Lupita Tacos Mexicanos LLC	85	Jared Urban	No	Jared Urban	06/19/2017	Follow Up
La Mei Hot Pot	85	Jared Urban	No	Jared Urban	03/16/2017	Follow Up
La Poblanita Carniceria Mexicana	81	Anthony Erricola	No	Katelyn Ludemann	05/16/2017	Follow Up
La Roca Restaurant	85	Jared Urban	No	Jared Urban	06/14/2017	Follow Up
La Rubia Cafeteria	85	Brandi-Lyn Colacone	No	Brandi-Lyn Colacone	10/19/2017	Follow Up
La Rubia Cafeteria	71	Brandi-Lyn Colacone	No	Brandi-Lyn Colacone	06/12/2017	Follow Up
La Rubia Cafeteria	85	Brandi-Lyn Colacone	No	Brandi-Lyn Colacone	06/12/2017	Initial Inspection
La Sonrisa Cafeteria Restaurant	85	Kyle C. Gannon	No	Kyle C. Gannon	01/30/2017	Follow Up
Ladder 133 Bar and Grill	85	Jared Urban	No	Jared Urban	11/30/2017	Follow Up
LaSalle Bakery	85	Brandi-Lyn Colacone	No	Brandi-Lyn Colacone	10/11/2017	Follow Up
LaSalle Donuts Inc.	85	Brian E. Steere	No	Brian E. Steere	10/05/2017	Follow Up
Laughing Gorilla LLC	85	Brandi-Lyn Colacone	No	Brandi-Lyn Colacone	10/03/2017	Initial Inspection
Laundromax - 395 Admiral Street LLC	92	Brian E. Steere	No	Brian E. Steere	11/03/2017	Initial Inspection
Laundromax - 932 Atwells Ave LLC	92	Brian E. Steere	No	Brian E. Steere	04/20/2017	Follow Up
Lawrence P. Stephenson, DDS, Ltd.	94	Brandi-Lyn Colacone	No	Brandi-Lyn Colacone	02/17/2017	Follow Up
LCP Providence Hotel Investment	86	Jared Urban	No	Jared Urban	05/16/2017	Follow Up
L'Europa	60	Brandi-Lyn Colacone	No	Brandi-Lyn Colacone	03/28/2017	Initial Inspection
Light & Conforti DMDs, LLC	94	Nathan P. Daggett	No	Nathan P. Daggett	01/27/2017	Follow Up
Lima Subs, LLC	85	Brandi-Lyn Colacone	No	Brandi-Lyn Colacone	08/17/2017	Follow Up
L'Image	42	Kyle C. Gannon	No	Kyle C. Gannon	12/12/2017	Follow Up
L'Image	42	Kyle C. Gannon	No	Kyle C. Gannon	06/12/2017	Follow Up
Lincoln School	86	Brandi-Lyn Colacone	No	Brandi-Lyn Colacone	09/06/2017	Initial Inspection
Liquid LLC	71	Jared Urban	No	Jared Urban	10/19/2017	Follow Up
Liquid LLC	71	Jared Urban	No	Jared Urban	03/31/2017	Follow Up
Livi's Pocket LLC	85	Jared Urban	No	Jared Urban	01/26/2017	Follow Up
LNP Enterprises, Inc.	85	Michael McBurney	No	Michael McBurney	08/31/2017	Follow Up
Long River Restaurant	85	Jared Urban	No	Jared Urban	11/16/2017	Follow Up
Long River Restaurant	85	Jared Urban	No	Jared Urban	03/02/2017	Follow Up
Long River Restaurant	85	Jared Urban	No	Jared Urban	02/21/2017	Follow Up
Los Minas Market	60	Brandi-Lyn Colacone	No	Brandi-Lyn Colacone	08/04/2017	Initial Inspection
Lovera VIP	85	Brian E. Steere	No	Brian E. Steere	03/21/2017	Follow Up
Lucky Kitchen	85	Kyle C. Gannon	No	Kyle C. Gannon	07/25/2017	Follow Up
Lucky Kitchen	85	Kyle C. Gannon	No	Brian E. Steere	09/22/2017	Meeting
Luigi's Restaurant & Gourmet Express	85	Kyle C. Gannon	No	Kyle C. Gannon	08/21/2017	Follow Up
MAG Enterprises Inc.	60	Jared Urban	No	Jared Urban	07/12/2017	Follow Up
MAG Motors, Incorporated	60	Jared Urban	No	Jared Urban	07/12/2017	Initial Inspection
Magic Gas & Carwash, Inc.	97	Kyle C. Gannon	No	Kyle C. Gannon	03/03/2017	Follow Up
Magna Spirits, Inc.	85	Kyle C. Gannon	No	Kyle C. Gannon	02/27/2017	Follow Up
Mahr Federal Inc	52	Nathan P. Daggett	No	Nathan P. Daggett	12/04/2017	Follow Up
Mahr Federal Inc	52	Nathan P. Daggett	No	Nathan P. Daggett	06/13/2017	Follow Up
Mahr Federal Inc.	11	Nathan P. Daggett	Yes	Nathan P. Daggett	06/13/2017	Annual
Mahr Federal Inc.	11	Nathan P. Daggett	Yes	Nathan P. Daggett	12/04/2017	Follow Up
Mahr Federal Inc.	11	Nathan P. Daggett	Yes	Nathan P. Daggett	03/24/2017	Follow Up
Mahr Federal Inc.	11	Nathan P. Daggett	Yes	LIMS - PT	09/20/2017	Sample
Mahr Federal Inc.	11	Nathan P. Daggett	Yes	LIMS - PT	09/20/2017	Sample
Mahr Federal Inc.	11	Nathan P. Daggett	Yes	LIMS - PT	03/13/2017	Sample
Mahr Federal Inc.	11	Nathan P. Daggett	Yes	LIMS - PT	03/13/2017	Sample
Mainelli Tool & Die, Inc.	42	Nathan P. Daggett	No	Nathan P. Daggett	11/28/2017	Follow Up
Mainelli Tool & Die, Inc.	42	Nathan P. Daggett	No	Nathan P. Daggett	06/05/2017	Follow Up
Mark Precision, Inc.	42	Anthony Erricola	No	Anthony Erricola	12/14/2017	Follow Up
Mark Precision, Inc.	42	Anthony Erricola	No	Katelyn Ludemann	06/27/2017	Follow Up
Markos Automotive	97	Travis Costa	No	Travis Costa	09/25/2017	Follow Up
Markos Automotive	97	Travis Costa	No	Travis Costa	07/27/2017	Follow Up
Markos Automotive	97	Travis Costa	No	Travis Costa	02/28/2017	Follow Up
Maru-Ken, Inc.	85	Brandi-Lyn Colacone	No	Brandi-Lyn Colacone	03/17/2017	Follow Up
Masala Indian Cuisine	85	Brandi-Lyn Colacone	No	Brandi-Lyn Colacone	09/15/2017	Follow Up
Maya Bakery	81	Brian E. Steere	No	Brian E. Steere	08/09/2017	Follow Up
Maya Bakery	81	Brian E. Steere	No	Brian E. Steere	02/07/2017	Follow Up
Maya Bakery	81	Brian E. Steere	No	Brian E. Steere	01/10/2017	Follow Up
McAllister Towing of Narragansett Bay	80	Nathan P. Daggett	No	Nathan P. Daggett	08/01/2017	Initial Inspection
McAuley House	85	Brandi-Lyn Colacone	No	Brandi-Lyn Colacone	12/19/2017	Follow Up
McDonalds - Branch Avenue	85	Michael McBurney	No	Michael McBurney	03/09/2017	Follow Up
McDonald's/Kristin Foods, Inc.	85	Travis Costa	No	Travis Costa	07/14/2017	Follow Up
MCM Technologies	24	Michael McBurney	No	Michael McBurney	07/05/2017	Follow Up
Meast, LLC	85	Jared Urban	No	Jared Urban	10/19/2017	Follow Up
Meast, LLC	85	Jared Urban	No	Jared Urban	02/23/2017	Follow Up
Meeting Street	86	Jared Urban	No	Jared Urban	10/03/2017	Follow Up
Mekong Market	81	Michael McBurney	No	Michael McBurney	02/23/2017	Follow Up
Meller Optics, Inc.	27	Travis Costa	No	Travis Costa	12/18/2017	Follow Up
Meller Optics, Inc.	27	Travis Costa	No	Travis Costa	06/01/2017	Follow Up

**Field's Point
Inspection History - 2017**

Company Name	Category	Engineer Assigned	Significant	Inspected By	Date	Inspected Type
Metallurgical Solutions, Inc.	11	Kyle C. Gannon	Yes	Kyle C. Gannon	08/16/2017	Annual
Metallurgical Solutions, Inc.	11	Kyle C. Gannon	Yes	Kyle C. Gannon	11/27/2017	Follow Up
Metallurgical Solutions, Inc.	11	Kyle C. Gannon	Yes	Kyle C. Gannon	06/14/2017	Follow Up
Metallurgical Solutions, Inc.	11	Kyle C. Gannon	Yes	Kyle C. Gannon	04/13/2017	Follow Up
Metallurgical Solutions, Inc.	11	Kyle C. Gannon	Yes	LIMS - PT	09/06/2017	Sample
Metallurgical Solutions, Inc.	11	Kyle C. Gannon	Yes	LIMS - PT	09/06/2017	Sample
Metallurgical Solutions, Inc.	11	Kyle C. Gannon	Yes	LIMS - PT	02/22/2017	Sample
Metallurgical Solutions, Inc.	11	Kyle C. Gannon	Yes	LIMS - PT	02/22/2017	Sample
Mi Guatemala Restaurant	85	Brian E. Steere	No	Brian E. Steere	04/20/2017	Follow Up
Mi Hacienda Restaurant	74	Jared Urban	No	Jared Urban	10/17/2017	Follow Up
Mi Hacienda Restaurant	74	Jared Urban	No	Jared Urban	07/06/2017	Initial Inspection
Mi Sueno Inc.	85	Brian E. Steere	No	Brian E. Steere	08/28/2017	Follow Up
Mineral Spring Holdings, LLC	97	Kyle C. Gannon	No	Kyle C. Gannon	03/23/2017	Follow Up
Minetin Frozen Yogurt	85	Brian E. Steere	No	Brian E. Steere	01/26/2017	Follow Up
Mohegan Johnston (SM), LLC	85	Michael McBurney	No	Michael McBurney	06/05/2017	Initial Inspection
Momo LLC	71	Michael McBurney	No	Michael McBurney	01/19/2017	Initial Inspection
Monarch Metal Finishing Co. - Aurora St.	11	Abigail Bernier	Yes	Abigail Bernier	11/30/2017	Annual
Monarch Metal Finishing Co. - Aurora St.	11	Abigail Bernier	Yes	Abigail Bernier	10/04/2017	Follow Up
Monarch Metal Finishing Co. - Aurora St.	11	Abigail Bernier	Yes	Abigail Bernier	08/25/2017	Follow Up
Monarch Metal Finishing Co. - Aurora St.	11	Abigail Bernier	Yes	Abigail Bernier	06/02/2017	Follow Up
Monarch Metal Finishing Co. - Aurora St.	11	Abigail Bernier	Yes	LIMS - PT	10/12/2017	Sample
Monarch Metal Finishing Co. - Aurora St.	11	Abigail Bernier	Yes	LIMS - PT	02/22/2017	Sample
Monarch Metal Finishing Co. - Aurora St.	11	Abigail Bernier	Yes	LIMS - PT	02/22/2017	Sample
Monarch Metal Finishing, Inc.	11	Anthony Erricola	Yes	Katelyn Ludemann	03/01/2017	Annual
Monarch Metal Finishing, Inc.	11	Anthony Erricola	Yes	Anthony Erricola	12/11/2017	Follow Up
Monarch Metal Finishing, Inc.	11	Anthony Erricola	Yes	Katelyn Ludemann	06/01/2017	Follow Up
Monarch Metal Finishing, Inc.	11	Anthony Erricola	Yes	Abigail Bernier	01/04/2017	Follow Up
Monarch Metal Finishing, Inc.	11	Anthony Erricola	Yes	LIMS - PT	08/01/2017	Sample
Monarch Metal Finishing, Inc.	11	Anthony Erricola	Yes	LIMS - PT	08/01/2017	Sample
Monarch Metal Finishing, Inc.	11	Anthony Erricola	Yes	LIMS - PT	08/01/2017	Sample
Monarch Metal Finishing, Inc.	11	Anthony Erricola	Yes	LIMS - PT	01/24/2017	Sample
Monarch Metal Finishing, Inc.	11	Anthony Erricola	Yes	LIMS - PT	01/24/2017	Sample
Montecristo Restaurant LLC	74	Brandi-Lyn Colacone	No	Brandi-Lyn Colacone	09/07/2017	Initial Inspection
Moody Machine Products, Inc.	21	Travis Costa	No	Travis Costa	12/18/2017	Follow Up
Moody Machine Products, Inc.	21	Travis Costa	No	Travis Costa	06/01/2017	Follow Up
Moon Tide Dyers	72	Brian E. Steere	No	Brian E. Steere	01/19/2017	Follow Up
Moran Foods, LLC	82	Jared Urban	No	Jared Urban	02/21/2017	Follow Up
Moran Transportation Industries, Inc.	52	Nathan P. Daggett	No	Nathan P. Daggett	12/11/2017	Follow Up
Moran Transportation Industries, Inc.	52	Nathan P. Daggett	No	Nathan P. Daggett	05/25/2017	Follow Up
Morgan Mill Metals, LLC	41	Anthony Erricola	No	Anthony Erricola	11/30/2017	Follow Up
Morgan Mill Metals, LLC	41	Anthony Erricola	No	Katelyn Ludemann	05/30/2017	Follow Up
Motiva Enterprises, LLC	71	Travis Costa	No	Kerry M. Britt	03/10/2017	Meeting
Mount Pleasant High School	86	Brandi-Lyn Colacone	No	Brandi-Lyn Colacone	01/17/2017	Follow Up
Mozzarella's of North Providence, Inc.	71	Kyle C. Gannon	No	Kyle C. Gannon	07/27/2017	Follow Up
Mundo de Cigar	85	Jared Urban	No	Jared Urban	01/26/2017	Follow Up
Mutual Metals/Mutual Cornell	43	Anthony Erricola	No	Anthony Erricola	12/18/2017	Follow Up
Mutual Metals/Mutual Cornell	43	Anthony Erricola	No	Katelyn Ludemann	06/01/2017	Follow Up
My Car, Incorporated	97	Brian E. Steere	No	Brian E. Steere	05/24/2017	Follow Up
My Car, Incorporated	97	Brian E. Steere	No	Brian E. Steere	03/13/2017	Follow Up
Nabsys 2.0 LLC	95	Anthony Erricola	No	Katelyn Ludemann	02/21/2017	Follow Up
Nami Japanese Restaurant	85	Brian E. Steere	No	Brian E. Steere	10/20/2017	Follow Up
Nara, LLC	85	Jared Urban	No	Jared Urban	08/01/2017	Follow Up
Narr. Electric (Allens Ave.)	44	Nathan P. Daggett	No	Nathan P. Daggett	11/13/2017	Follow Up
Narr. Electric (Allens Ave.)	44	Nathan P. Daggett	No	Nathan P. Daggett	06/01/2017	Follow Up
Narragansett Electric - Melrose Chiller	51	Nathan P. Daggett	No	Nathan P. Daggett	11/13/2017	Follow Up
Narragansett Electric - Melrose Chiller	51	Nathan P. Daggett	No	Nathan P. Daggett	06/01/2017	Follow Up
Narragansett Improvement Co.	35	Anthony Erricola	No	Anthony Erricola	12/11/2017	Follow Up
Narragansett Improvement Co.	35	Anthony Erricola	No	Katelyn Ludemann	06/12/2017	Follow Up
Narragansett Jewelry	11	Anthony Erricola	Yes	Katelyn Ludemann	02/15/2017	Annual
Narragansett Jewelry	11	Anthony Erricola	Yes	Anthony Erricola	12/15/2017	Follow Up
Narragansett Jewelry	11	Anthony Erricola	Yes	Katelyn Ludemann	06/08/2017	Follow Up
Narragansett Jewelry	11	Anthony Erricola	Yes	LIMS - PT	08/23/2017	Sample
Narragansett Jewelry	11	Anthony Erricola	Yes	LIMS - PT	08/23/2017	Sample
Narragansett Jewelry	11	Anthony Erricola	Yes	LIMS - PT	02/06/2017	Sample
Narragansett Jewelry	11	Anthony Erricola	Yes	LIMS - PT	02/06/2017	Sample
Naseeb Corporation	85	Brandi-Lyn Colacone	No	Brandi-Lyn Colacone	05/16/2017	Follow Up
National Amusements, Inc.	99	Brian E. Steere	No	Brian E. Steere	01/26/2017	Follow Up
NC Dental, Inc.	94	Travis Costa	No	Travis Costa	03/21/2017	Follow Up
Nero Enterprises	85	Brandi-Lyn Colacone	No	Brandi-Lyn Colacone	10/18/2017	Initial Inspection
New England Petroleum Terminal, LLC.	59	Brian E. Steere	No	Brian E. Steere	12/29/2017	Follow Up
New England Petroleum Terminal, LLC.	59	Brian E. Steere	No	Brian E. Steere	06/08/2017	Follow Up
New Harvest Coffee	85	Michael McBurney	No	Michael McBurney	12/29/2017	Follow Up

**Field's Point
Inspection History - 2017**

Company Name	Category	Engineer Assigned	Significant	Inspected By	Date	Inspected Type
New Rivers Restaurant Group Inc.	85	Brian E. Steere	No	Brian E. Steere	03/24/2017	Follow Up
NGC INC.	81	Michael McBurney	No	Michael McBurney	01/31/2017	Follow Up
NGC INC.	81	Michael McBurney	No	LIMS - PT	06/05/2017	Sample
NGC INC.	81	Michael McBurney	No	LIMS - PT	06/05/2017	Sample
Nice Slice	71	Michael McBurney	No	Michael McBurney	05/17/2017	Follow Up
Nice Slice LLC	85	Brandi-Lyn Colacone	No	Brandi-Lyn Colacone	01/23/2017	Initial Inspection
Nick's Auto Body, Inc.	97	Michael McBurney	No	Michael McBurney	10/18/2017	Follow Up
Nicks on Broadway	85	Brian E. Steere	No	Brian E. Steere	11/21/2017	Follow Up
NNC of Rhode Island, Inc.	97	Michael McBurney	No	Michael McBurney	08/21/2017	Follow Up
NNC of Rhode Island, Inc.	97	Michael McBurney	No	Michael McBurney	06/22/2017	Follow Up
Northland Environmental LLC	43	Nathan P. Daggett	No	Nathan P. Daggett	10/23/2017	Follow Up
Northland Environmental LLC	43	Nathan P. Daggett	No	Nathan P. Daggett	05/08/2017	Follow Up
NsGene, Inc.	95	Anthony Erricola	No	Katelyn Ludemann	04/12/2017	Follow Up
Nueva San Salvador Bakery, Inc.	81	Michael McBurney	No	Michael McBurney	04/27/2017	Follow Up
Number One Cleaners RI 2016, Inc.	92	Travis Costa	No	Travis Costa	09/14/2017	Follow Up
Number One Cleaners RI 2016, Inc.	92	Travis Costa	No	Travis Costa	03/21/2017	Follow Up
Nunez Fruits Market	74	Anthony Erricola	No	Abigail Bernier	09/07/2017	Initial Inspection
Oasis Market	71	Kyle C. Gannon	No	Kyle C. Gannon	11/30/2017	Follow Up
Ocean State Laundry	92	Travis Costa	No	Travis Costa	03/21/2017	Follow Up
Ocean State Metals, Inc.	46	Travis Costa	No	Travis Costa	12/05/2017	Follow Up
Ocean State Metals, Inc.	46	Travis Costa	No	Travis Costa	09/25/2017	Follow Up
Ocean State Metals, Inc.	46	Travis Costa	No	Travis Costa	08/16/2017	Follow Up
Ocean State Metals, Inc.	46	Travis Costa	No	Travis Costa	05/31/2017	Follow Up
Ocean State Peeled Potatoes	81	Kyle C. Gannon	No	LIMS - PT	12/13/2017	Sample
Ocean State Peeled Potatoes	81	Kyle C. Gannon	No	LIMS - PT	12/13/2017	Sample
Ocean State Peeled Potatoes	81	Kyle C. Gannon	No	LIMS - PT	05/31/2017	Sample
Ocean State Peeled Potatoes	81	Kyle C. Gannon	No	LIMS - PT	05/31/2017	Sample
Oki's Japanese Steakhouse	71	Brian E. Steere	No	Brian E. Steere	11/08/2017	Follow Up
Oki's Japanese Steakhouse	71	Brian E. Steere	No	Brian E. Steere	04/24/2017	Follow Up
Old Canteen Restaurant	85	Brandi-Lyn Colacone	No	Brandi-Lyn Colacone	08/24/2017	Follow Up
Olga Frey, D.M.D.	72	Brandi-Lyn Colacone	No	Brandi-Lyn Colacone	02/22/2017	Follow Up
Olga's Cup and Saucer, Inc.	85	Brian E. Steere	No	Brian E. Steere	04/20/2017	Follow Up
Olneyville NY System	85	Jared Urban	No	Jared Urban	10/31/2017	Follow Up
Olympic Pizza	85	Brian E. Steere	No	Brian E. Steere	03/15/2017	Follow Up
Omni Providence Hotel	86	Kyle C. Gannon	No	Kyle C. Gannon	09/21/2017	Initial Inspection
On the Go Laundromat	92	Michael McBurney	No	Michael McBurney	12/05/2017	Initial Inspection
Orbit Energy Rhode Island, LLC.	34	Nathan P. Daggett	Yes	Nathan P. Daggett	09/28/2017	Annual
Organic Dyes and Pigments, LLC.	22	Nathan P. Daggett	Yes	Nathan P. Daggett	12/07/2017	Annual
Organic Dyes and Pigments, LLC.	22	Nathan P. Daggett	Yes	Nathan P. Daggett	06/01/2017	Follow Up
Organic Dyes and Pigments, LLC.	22	Nathan P. Daggett	Yes	Nathan P. Daggett	02/21/2017	Initial Inspection
Organic Dyes and Pigments, LLC.	22	Nathan P. Daggett	Yes	LIMS - PT	08/08/2017	Sample
Organic Dyes and Pigments, LLC.	22	Nathan P. Daggett	Yes	LIMS - PT	08/08/2017	Sample
Organic Dyes and Pigments, LLC.	22	Nathan P. Daggett	Yes	LIMS - PT	04/25/2017	Sample
Organic Dyes and Pigments, LLC.	22	Nathan P. Daggett	Yes	LIMS - PT	04/25/2017	Sample
OV's Restaurant	85	Brandi-Lyn Colacone	No	Brandi-Lyn Colacone	09/12/2017	Follow Up
P.F. Chang's China Bistro, Inc.	85	Kyle C. Gannon	No	Kyle C. Gannon	01/31/2017	Follow Up
Pablo and Juan Jimenez	74	Anthony Erricola	No	Abigail Bernier	09/07/2017	Initial Inspection
Panaderia El Paisano	82	Michael McBurney	No	Michael McBurney	01/10/2017	Follow Up
Panaderia El Quetzal, Inc.	81	Brian E. Steere	No	Brian E. Steere	09/21/2017	Follow Up
Panaderia El Quetzal, Inc.	81	Brian E. Steere	No	Brian E. Steere	07/28/2017	Follow Up
Panaderia El Quetzal, Inc.	81	Brian E. Steere	No	Brian E. Steere	01/10/2017	Follow Up
Pane E Vino	85	Brandi-Lyn Colacone	No	Brandi-Lyn Colacone	02/13/2017	Follow Up
Panera Bread	85	Brian E. Steere	No	Brian E. Steere	01/26/2017	Follow Up
Papa Gino's	85	Michael McBurney	No	Michael McBurney	08/21/2017	Follow Up
Parkside Rotisserie & Bar	85	Michael McBurney	No	Michael McBurney	12/29/2017	Follow Up
Parkside Rotisserie & Bar	85	Michael McBurney	No	Michael McBurney	01/19/2017	Follow Up
Parkview Bakery Cafe	85	Brandi-Lyn Colacone	No	Brandi-Lyn Colacone	09/14/2017	Follow Up
Pasha Lounge	85	Brandi-Lyn Colacone	No	Brandi-Lyn Colacone	07/26/2017	Follow Up
Pasha Lounge	85	Brandi-Lyn Colacone	No	Brandi-Lyn Colacone	05/10/2017	Follow Up
Passionflower, Inc.	85	Michael McBurney	No	Michael McBurney	12/04/2017	Follow Up
Passionflower, Inc.	85	Michael McBurney	No	Michael McBurney	01/31/2017	Follow Up
Pastiche	85	Michael McBurney	No	Michael McBurney	10/20/2017	Follow Up
Patterson Park Partners, LLC	71	Michael McBurney	No	Michael McBurney	03/20/2017	Follow Up
Paul's Dry Cleaning Services, Inc.	92	Jared Urban	No	Jared Urban	03/29/2017	Follow Up
Pauly Penta's Italian Deli	85	Jared Urban	No	Jared Urban	04/20/2017	Follow Up
People's Baptist Church	85	Brandi-Lyn Colacone	No	Brandi-Lyn Colacone	07/27/2017	Follow Up
People's Baptist Church	85	Brandi-Lyn Colacone	No	Brandi-Lyn Colacone	03/15/2017	Meeting
Pepper Dining, Inc.	85	Jared Urban	No	Jared Urban	09/27/2017	Follow Up
Periodontics, Inc.	99	Kyle C. Gannon	No	Kyle C. Gannon	03/31/2017	Follow Up
Pescatore's Seafood, Inc.	81	Brian E. Steere	No	Brian E. Steere	03/29/2017	Follow Up
PG Foods Inc.	85	Brandi-Lyn Colacone	No	Brandi-Lyn Colacone	01/25/2017	Follow Up
Phat Boyz	71	Jared Urban	No	Jared Urban	01/10/2017	Follow Up

**Field's Point
Inspection History - 2017**

Company Name	Category	Engineer Assigned	Significant	Inspected By	Date	Inspected Type
Philip D. Barr, DDS	94	Jared Urban	No	Jared Urban	04/19/2017	Follow Up
Pho Horn's Inc.	85	Brian E. Steere	No	Brian E. Steere	11/20/2017	Follow Up
Pilgrim Screw Corporation	11	Anthony Erricola	Yes	Katelyn Ludemann	03/09/2017	Annual
Pilgrim Screw Corporation	11	Anthony Erricola	Yes	Anthony Erricola	12/14/2017	Follow Up
Pilgrim Screw Corporation	11	Anthony Erricola	Yes	Katelyn Ludemann	06/07/2017	Follow Up
Pilgrim Screw Corporation	11	Anthony Erricola	Yes	LIMS - PT	09/20/2017	Sample
Pilgrim Screw Corporation	11	Anthony Erricola	Yes	LIMS - PT	09/20/2017	Sample
Pilgrim Screw Corporation	11	Anthony Erricola	Yes	LIMS - PT	04/10/2017	Sample
Pine Street Ale House, LLC	85	Brian E. Steere	No	Brian E. Steere	09/27/2017	Follow Up
Pinkberry	85	Brian E. Steere	No	Brian E. Steere	01/26/2017	Follow Up
Pitos Restaurant I	85	Brandi-Lyn Colacone	No	Brandi-Lyn Colacone	11/02/2017	Follow Up
Pizza Palace	85	Jared Urban	No	Jared Urban	12/18/2017	Follow Up
Pizza Pie Er	85	Michael McBurney	No	Michael McBurney	05/31/2017	Follow Up
Pizza Queen - Smith Street	85	Michael McBurney	No	Michael McBurney	06/13/2017	Follow Up
Pizza Queen - Weybosset Street	85	Jared Urban	No	Jared Urban	10/31/2017	Follow Up
Pizzeria Gusto, Inc.	85	Brian E. Steere	No	Brian E. Steere	11/21/2017	Follow Up
Plainfield Street Mill Complex	78	Nathan Dean	No	Brandi-Lyn Colacone	10/18/2017	Industrial Area
Plainfield Street Mill Complex	78	Nathan Dean	No	Jared Urban	10/18/2017	Industrial Area
Pocasset Mill Complex	78	Nathan Dean	No	Brandi-Lyn Colacone	10/18/2017	Industrial Area
Pocasset Mill Complex	78	Nathan Dean	No	Jared Urban	10/18/2017	Industrial Area
Pocasset Mill Complex	78	Nathan Dean	No	Jared Urban	03/28/2017	Industrial Area
Pocasset Mill Complex	78	Nathan Dean	No	Katelyn Ludemann	03/28/2017	Industrial Area
Pollo Campero	85	Brandi-Lyn Colacone	No	Brandi-Lyn Colacone	06/06/2017	Follow Up
Popeye's Chicken	85	Kyle C. Gannon	No	Kyle C. Gannon	11/30/2017	Follow Up
Popeye's Chicken	85	Kyle C. Gannon	No	Kyle C. Gannon	11/28/2017	Follow Up
Popeye's Chicken	85	Kyle C. Gannon	No	Kyle C. Gannon	11/13/2017	Follow Up
Popeye's Chicken	85	Kyle C. Gannon	No	Kyle C. Gannon	03/31/2017	Follow Up
Popeye's Chicken and Biscuits	85	Brian E. Steere	No	Brian E. Steere	08/25/2017	Follow Up
Popeye's Chicken and Biscuits	85	Brian E. Steere	No	Brian E. Steere	01/26/2017	Follow Up
Portion Meat Associates	81	Michael McBurney	No	Michael McBurney	04/27/2017	Follow Up
Portland Transmission Co.	42	Kyle C. Gannon	No	Kyle C. Gannon	12/19/2017	Follow Up
Portland Transmission Co.	42	Kyle C. Gannon	No	Kyle C. Gannon	06/20/2017	Follow Up
PRI I	85	Michael McBurney	No	Michael McBurney	10/20/2017	Follow Up
PRI I, LP	86	Michael McBurney	No	Michael McBurney	04/27/2017	Follow Up
Price Rite	82	Jared Urban	No	Jared Urban	04/17/2017	Follow Up
PRII, LP	85	Brian E. Steere	No	Brian E. Steere	11/17/2017	Follow Up
Prince Enameling Company, Inc.	42	Jared Urban	No	Jared Urban	12/19/2017	Follow Up
Prince Enameling Company, Inc.	42	Jared Urban	No	Jared Urban	06/15/2017	Follow Up
Princess and Sons Three, LLC	85	Jared Urban	No	Jared Urban	04/27/2017	Follow Up
Princess Enterprises II, Inc.	85	Kyle C. Gannon	No	Kyle C. Gannon	01/11/2017	Follow Up
Prior Auto	60	Brian E. Steere	No	Brian E. Steere	09/25/2017	Initial Inspection
Pristine Carwash	60	Abigail Bernier	No	Travis Costa	03/02/2017	Follow Up
Promenade Area	78	Nathan Dean	No	Brandi-Lyn Colacone	10/13/2017	Industrial Area
Promenade Area	78	Nathan Dean	No	Jared Urban	10/13/2017	Industrial Area
Promenade Area	78	Nathan Dean	No	Brandi-Lyn Colacone	06/09/2017	Industrial Area
Promenade Area	78	Nathan Dean	No	Jared Urban	06/09/2017	Industrial Area
Prosthodontics	71	Michael McBurney	No	Michael McBurney	11/21/2017	Follow Up
Prothera Biologics, Inc.	95	Anthony Erricola	No	Katelyn Ludemann	03/06/2017	Follow Up
Prov. College- Suite Building	86	Nathan P. Daggett	No	Nathan P. Daggett	05/02/2017	Follow Up
Prov. Journal Co. - Production Facility	24	Travis Costa	Yes	Travis Costa	05/31/2017	Annual
Prov. Journal Co. - Production Facility	24	Travis Costa	Yes	Travis Costa	12/15/2017	Follow Up
Prov. Journal Co. - Production Facility	24	Travis Costa	Yes	Travis Costa	03/28/2017	Follow Up
Prov. Journal Co. - Production Facility	24	Travis Costa	Yes	LIMS - PT	11/15/2017	Sample
Prov. Journal Co. - Production Facility	24	Travis Costa	Yes	LIMS - PT	05/09/2017	Sample
Providence Auto Body, Inc.	97	Travis Costa	No	Travis Costa	11/02/2017	Follow Up
Providence Brewing Company LLC	74	Jared Urban	No	Jared Urban	09/05/2017	Initial Inspection
Providence Coal Fired Pizza	85	Brandi-Lyn Colacone	No	Brandi-Lyn Colacone	01/20/2017	Follow Up
Providence College - Aquinas Hall	86	Nathan P. Daggett	No	Nathan P. Daggett	05/02/2017	Follow Up
Providence College - Bedford Hall	86	Nathan P. Daggett	No	Nathan P. Daggett	05/02/2017	Follow Up
Providence College - Davis Hall	86	Nathan P. Daggett	No	Nathan P. Daggett	05/02/2017	Follow Up
Providence College - Ditrugia Hall	86	Nathan P. Daggett	No	Nathan P. Daggett	05/02/2017	Follow Up
Providence College - Fennell Hall	86	Nathan P. Daggett	No	Nathan P. Daggett	05/02/2017	Follow Up
Providence College - Guzman Hall	86	Nathan P. Daggett	No	Nathan P. Daggett	05/02/2017	Follow Up
Providence College - Italy Street	97	Nathan P. Daggett	No	Nathan P. Daggett	05/02/2017	Follow Up
Providence College - Joseph Hall	86	Nathan P. Daggett	No	Nathan P. Daggett	05/02/2017	Follow Up
Providence College - Mal Brown Hall	86	Nathan P. Daggett	No	Nathan P. Daggett	05/02/2017	Follow Up
Providence College - McDermott Hall	86	Nathan P. Daggett	No	Nathan P. Daggett	05/02/2017	Follow Up
Providence College - McVinney Hall	86	Nathan P. Daggett	No	Nathan P. Daggett	05/02/2017	Follow Up
Providence College - Meagher Hall	86	Nathan P. Daggett	No	Nathan P. Daggett	05/02/2017	Follow Up
Providence College- Cunningham Hall	86	Nathan P. Daggett	No	Nathan P. Daggett	05/02/2017	Follow Up
Providence College-Power Plant	53	Nathan P. Daggett	No	Nathan P. Daggett	05/02/2017	Follow Up
Providence College-School of Business	85	Nathan P. Daggett	No	Nathan P. Daggett	05/02/2017	Initial Inspection

**Field's Point
Inspection History - 2017**

Company Name	Category	Engineer Assigned	Significant	Inspected By	Date	Inspected Type
Providence Elementary School	86	Brandi-Lyn Colacone	No	Brandi-Lyn Colacone	05/18/2017	Follow Up
Providence Housing Authority	86	Brandi-Lyn Colacone	No	Brandi-Lyn Colacone	06/26/2017	Follow Up
Providence Kettle Corn Company	60	Travis Costa	No	Travis Costa	03/08/2017	Initial Inspection
Providence KNC, Inc.	71	Jared Urban	No	Jared Urban	01/31/2017	Follow Up
Providence Oyster Bar	85	Michael McBurney	No	Michael McBurney	10/20/2017	Follow Up
Providence Oyster Bar	85	Michael McBurney	No	Michael McBurney	09/19/2017	Follow Up
Providence Pancakes, Inc.	85	Jared Urban	No	Jared Urban	04/17/2017	Initial Inspection
Providence Pizza Company	71	Brandi-Lyn Colacone	No	Brandi-Lyn Colacone	01/20/2017	Follow Up
Providence Pizza Palace	71	Brandi-Lyn Colacone	No	Brandi-Lyn Colacone	02/03/2017	Follow Up
Providence Place Pockets	85	Jared Urban	No	Jared Urban	05/30/2017	Follow Up
Providence Prime	85	Michael McBurney	No	Michael McBurney	10/20/2017	Follow Up
Providence Prime	85	Michael McBurney	No	Michael McBurney	09/19/2017	Follow Up
Providence School Dept.	86	Brandi-Lyn Colacone	No	Brandi-Lyn Colacone	05/18/2017	Follow Up
Providence Schools - 797 Cafe	85	Brandi-Lyn Colacone	No	Brandi-Lyn Colacone	05/18/2017	Follow Up
Providence Specialty Products	34	Anthony Erricola	Yes	Abigail Bernier	10/17/2017	Annual
Providence Specialty Products	34	Anthony Erricola	Yes	Anthony Erricola	12/14/2017	Follow Up
Providence Specialty Products	34	Anthony Erricola	Yes	Katelyn Ludemann	06/27/2017	Follow Up
Providence Specialty Products	34	Anthony Erricola	Yes	Katelyn Ludemann	04/12/2017	Follow Up
Providence Specialty Products	34	Anthony Erricola	Yes	LIMS - PT	11/15/2017	Sample
Providence Specialty Products	34	Anthony Erricola	Yes	LIMS - PT	04/05/2017	Sample
Providence Specialty Products	34	Anthony Erricola	Yes	LIMS - PT	04/05/2017	Sample
Providence Specialty Products	34	Anthony Erricola	Yes	LIMS - PT	03/30/2017	Sample
Providence Specialty Products	34	Anthony Erricola	Yes	LIMS - PT	03/30/2017	Sample
Providence Spillproof Containers, LLC	60	Brandi-Lyn Colacone	No	Brandi-Lyn Colacone	01/06/2017	Initial Inspection
Providence Water	37	Nathan P. Daggett	No	Nathan P. Daggett	10/17/2017	Follow Up
Pure Haven, LLC	35	Kyle C. Gannon	No	Kyle C. Gannon	12/12/2017	Follow Up
Pure Haven, LLC	35	Kyle C. Gannon	No	Kyle C. Gannon	11/16/2017	Initial Inspection
Putnam Street Laundromat Inc.	92	Michael McBurney	No	Michael McBurney	02/07/2017	Follow Up
PVDonuts, LLC	85	Travis Costa	No	Travis Costa	09/13/2017	Initial Inspection
Quality Spraying Technologies	27	Michael McBurney	No	Michael McBurney	07/05/2017	Follow Up
Quality Spraying Technologies	27	Michael McBurney	No	Michael McBurney	04/13/2017	Follow Up
Quest Diagnostics Inc. (Atwood)	95	Kyle C. Gannon	No	Kyle C. Gannon	03/29/2017	Follow Up
R & J Manufacturing Company	24	Kyle C. Gannon	No	Kyle C. Gannon	12/12/2017	Follow Up
R & J Manufacturing Company	24	Kyle C. Gannon	No	Kyle C. Gannon	06/12/2017	Follow Up
R & J Manufacturing Company	24	Kyle C. Gannon	No	Kyle C. Gannon	03/22/2017	Follow Up
R.C. Motors Inc.	71	Brian E. Steere	No	Brian E. Steere	07/28/2017	Follow Up
R.C. Motors Inc.	71	Brian E. Steere	No	Brian E. Steere	05/24/2017	Follow Up
R.I. Beef & Veal, Inc	81	Anthony Erricola	No	Katelyn Ludemann	04/27/2017	Follow Up
R.I. Hospital - Coro Building	95	Nathan P. Daggett	No	Nathan P. Daggett	08/10/2017	Follow Up
R.I.P.T.A. - 750 Elmwood	37	Travis Costa	No	Travis Costa	12/19/2017	Follow Up
R.I.P.T.A. - 750 Elmwood	37	Travis Costa	No	Travis Costa	06/12/2017	Follow Up
R.I.P.T.A. - 750 Elmwood	37	Travis Costa	No	Kerry M. Britt	11/06/2017	Meeting
R.I.P.T.A. - Bus Cleaning	37	Travis Costa	No	Travis Costa	12/19/2017	Follow Up
R.I.P.T.A. - Bus Cleaning	37	Travis Costa	No	Travis Costa	06/12/2017	Follow Up
R.I.P.T.A. - Para-Transit Facility	37	Travis Costa	No	Travis Costa	12/19/2017	Follow Up
R.I.P.T.A. - Para-Transit Facility	37	Travis Costa	No	Travis Costa	06/12/2017	Follow Up
R.I.P.T.A.-New Bus Facility	37	Travis Costa	No	Travis Costa	12/19/2017	Follow Up
R.I.P.T.A.-New Bus Facility	37	Travis Costa	No	Travis Costa	06/12/2017	Follow Up
RAA, Inc.	85	Brian E. Steere	No	Brian E. Steere	08/24/2017	Follow Up
Rain Car Wash	97	Brandi-Lyn Colacone	No	Kerry M. Britt	10/05/2017	Follow Up
Rainbow Cleaners, Inc.	92	Michael McBurney	No	Michael McBurney	04/27/2017	Follow Up
Rangina, Inc.	85	Brandi-Lyn Colacone	No	Brandi-Lyn Colacone	09/18/2017	Follow Up
Ran-Zan	85	Brandi-Lyn Colacone	No	Brandi-Lyn Colacone	05/04/2017	Follow Up
Rasmey Corp.	85	Brandi-Lyn Colacone	No	Brandi-Lyn Colacone	08/01/2017	Follow Up
RB Donuts, Inc.	85	Kyle C. Gannon	No	Kyle C. Gannon	08/21/2017	Follow Up
RCJ Inc.	85	Jared Urban	No	Jared Urban	03/30/2017	Follow Up
Reali's Fine Italian Cuisine	85	Jared Urban	No	Jared Urban	04/27/2017	Follow Up
Rebel Lounge and Restaurant	85	Michael McBurney	No	Michael McBurney	02/24/2017	Follow Up
Rebelle Artisan Bagels	74	Brandi-Lyn Colacone	No	Brandi-Lyn Colacone	06/29/2017	Meeting
Red Ginger	85	Kyle C. Gannon	No	Kyle C. Gannon	03/27/2017	Follow Up
Red Stripe East Side, LLC.	85	Michael McBurney	No	Michael McBurney	04/10/2017	Follow Up
Reservoir Avenue School	86	Brandi-Lyn Colacone	No	Brandi-Lyn Colacone	04/11/2017	Follow Up
Reservoir Triangle	78	Nathan Dean	No	Brandi-Lyn Colacone	11/09/2017	Industrial Area
Reservoir Triangle	78	Nathan Dean	No	Jared Urban	11/09/2017	Industrial Area
Restaurant Associates of Prov. LLC I	85	Brandi-Lyn Colacone	No	Brandi-Lyn Colacone	10/24/2017	Follow Up
Restaurant Associates of Prov. LLC II	85	Brandi-Lyn Colacone	No	Brandi-Lyn Colacone	10/24/2017	Follow Up
Restaurant Associates of Prov. LLC III	71	Brandi-Lyn Colacone	No	Brandi-Lyn Colacone	06/08/2017	Follow Up
Restaurant Mexico Garibaldi	85	Brian E. Steere	No	Brian E. Steere	04/20/2017	Follow Up
Reyes Food Market	71	Michael McBurney	No	Michael McBurney	11/21/2017	Follow Up
Reyes Food Market	71	Michael McBurney	No	Michael McBurney	04/27/2017	Follow Up
Rhode Island Chemical Corporation	43	Travis Costa	No	Travis Costa	12/11/2017	Follow Up
Rhode Island Chemical Corporation	43	Travis Costa	No	Travis Costa	11/14/2017	Follow Up

**Field's Point
Inspection History - 2017**

Company Name	Category	Engineer Assigned	Significant	Inspected By	Date	Inspected Type
Rhode Island Chemical Corporation	43	Travis Costa	No	Travis Costa	08/30/2017	Follow Up
Rhode Island Chemical Corporation	43	Travis Costa	No	Travis Costa	06/09/2017	Follow Up
Rhode Island College - Connection 1	89	Brian E. Steere	No	Brian E. Steere	06/26/2017	Follow Up
Rhode Island College - Connection 2	43	Brian E. Steere	No	Brian E. Steere	12/28/2017	Follow Up
Rhode Island College - Connection 2	43	Brian E. Steere	No	Brian E. Steere	06/26/2017	Follow Up
Rhode Island Heat Treating Co.	51	Nathan P. Daggett	No	Nathan P. Daggett	11/28/2017	Follow Up
Rhode Island Heat Treating Co.	51	Nathan P. Daggett	No	Nathan P. Daggett	06/01/2017	Follow Up
Rhode Island Resource Recovery Corp.	34	Nathan P. Daggett	Yes	Nathan P. Daggett	11/08/2017	Annual
Rhode Island Resource Recovery Corp.	34	Nathan P. Daggett	Yes	Kerry M. Britt	06/21/2017	Follow Up
Rhode Island Resource Recovery Corp.	34	Nathan P. Daggett	Yes	Kerry M. Britt	05/25/2017	Follow Up
Rhode Island Resource Recovery Corp.	34	Nathan P. Daggett	Yes	Kerry M. Britt	03/06/2017	Meeting
Rhode Island Resource Recovery Corp.	34	Nathan P. Daggett	Yes	LIMS - PT	12/12/2017	Sample
Rhode Island Resource Recovery Corp.	34	Nathan P. Daggett	Yes	LIMS - PT	12/12/2017	Sample
Rhode Island Resource Recovery Corp.	34	Nathan P. Daggett	Yes	LIMS - PT	10/31/2017	Sample
Rhode Island Resource Recovery Corp.	34	Nathan P. Daggett	Yes	LIMS - PT	10/31/2017	Sample
Rhode Island Resource Recovery Corp.	34	Nathan P. Daggett	Yes	LIMS - PT	08/29/2017	Sample
Rhode Island Resource Recovery Corp.	34	Nathan P. Daggett	Yes	LIMS - PT	08/29/2017	Sample
Rhode Island Resource Recovery Corp.	34	Nathan P. Daggett	Yes	LIMS - PT	07/11/2017	Sample
Rhode Island Resource Recovery Corp.	34	Nathan P. Daggett	Yes	LIMS - PT	07/11/2017	Sample
Rhode Island Resource Recovery Corp.	34	Nathan P. Daggett	Yes	LIMS - PT	06/01/2017	Sample
Rhode Island Resource Recovery Corp.	34	Nathan P. Daggett	Yes	LIMS - PT	06/01/2017	Sample
Rhode Island Resource Recovery Corp.	34	Nathan P. Daggett	Yes	LIMS - PT	05/31/2017	Sample
Rhode Island Resource Recovery Corp.	34	Nathan P. Daggett	Yes	LIMS - PT	05/31/2017	Sample
Rhode Island Resource Recovery Corp.	34	Nathan P. Daggett	Yes	LIMS - PT	05/31/2017	Sample
Rhode Island Resource Recovery Corp.	34	Nathan P. Daggett	Yes	LIMS - PT	04/18/2017	Sample
Rhode Island Resource Recovery Corp.	34	Nathan P. Daggett	Yes	LIMS - PT	04/18/2017	Sample
Rhode Island Resource Recovery Corp.	34	Nathan P. Daggett	Yes	LIMS - PT	04/18/2017	Sample
Rhode Rockets Inc.	85	Michael McBurney	No	Michael McBurney	01/26/2017	Follow Up
Rhode Rockets, Inc.	71	Michael McBurney	No	Michael McBurney	05/17/2017	Follow Up
RI Community Food Bank	85	Jared Urban	No	Jared Urban	04/24/2017	Follow Up
RI Mt Fuji Inc.	85	Brandi-Lyn Colacone	No	Brandi-Lyn Colacone	10/24/2017	Follow Up
Ricci Family Dentistry	94	Nathan P. Daggett	No	Nathan P. Daggett	06/28/2017	Initial Inspection
Rich Group	52	Travis Costa	No	Travis Costa	12/15/2017	Follow Up
Rich Group	52	Travis Costa	No	Travis Costa	06/09/2017	Follow Up
Rich Group	52	Travis Costa	No	Travis Costa	03/29/2017	Follow Up
RISD - 15 Westminster Street	86	Kyle C. Gannon	No	Kyle C. Gannon	09/28/2017	Follow Up
RISD - Auditorium	84	Kyle C. Gannon	No	Kyle C. Gannon	09/28/2017	Follow Up
RISD - Bank Building	99	Kyle C. Gannon	No	Kyle C. Gannon	09/28/2017	Follow Up
RISD - Bayard-Ewing Building	99	Kyle C. Gannon	No	Kyle C. Gannon	10/04/2017	Follow Up
RISD - Benson Hall	24	Kyle C. Gannon	No	Kyle C. Gannon	12/19/2017	Follow Up
RISD - Benson Hall	24	Kyle C. Gannon	No	Kyle C. Gannon	06/28/2017	Follow Up
RISD - Central Power Plant	52	Kyle C. Gannon	No	Kyle C. Gannon	12/19/2017	Follow Up
RISD - Central Power Plant	52	Kyle C. Gannon	No	Kyle C. Gannon	06/28/2017	Follow Up
RISD - College Building	23	Kyle C. Gannon	No	Kyle C. Gannon	12/19/2017	Follow Up
RISD - College Building	23	Kyle C. Gannon	No	Kyle C. Gannon	06/28/2017	Follow Up
RISD - Design Center	93	Kyle C. Gannon	No	Kyle C. Gannon	09/28/2017	Follow Up
RISD - Dexter House Garage	99	Kyle C. Gannon	No	Kyle C. Gannon	09/28/2017	Follow Up
RISD - East Hall	86	Kyle C. Gannon	No	Kyle C. Gannon	09/28/2017	Follow Up
RISD - Fletcher Building	99	Kyle C. Gannon	No	Kyle C. Gannon	10/04/2017	Follow Up
RISD - Homer Hall	86	Kyle C. Gannon	No	Kyle C. Gannon	09/28/2017	Follow Up
RISD - Industrial Design Building	99	Kyle C. Gannon	No	Kyle C. Gannon	10/04/2017	Follow Up
RISD - Market House	84	Kyle C. Gannon	No	Kyle C. Gannon	09/28/2017	Follow Up
RISD - Mason (CIT) Building	99	Kyle C. Gannon	No	Kyle C. Gannon	10/04/2017	Follow Up
RISD - Memorial Hall	99	Kyle C. Gannon	No	Kyle C. Gannon	10/04/2017	Follow Up
RISD - Metcalf Building	43	Kyle C. Gannon	No	Kyle C. Gannon	12/19/2017	Follow Up
RISD - Metcalf Building	43	Kyle C. Gannon	No	Kyle C. Gannon	06/28/2017	Follow Up
RISD - Museum	85	Kyle C. Gannon	No	Kyle C. Gannon	09/28/2017	Follow Up
RISD - Nickerson Hall	86	Kyle C. Gannon	No	Kyle C. Gannon	09/28/2017	Follow Up
RISD - Refectory	85	Kyle C. Gannon	No	Kyle C. Gannon	09/28/2017	Follow Up
RISD - South Hall	86	Kyle C. Gannon	No	Kyle C. Gannon	09/28/2017	Follow Up
RISD - Washington Building	99	Kyle C. Gannon	No	Kyle C. Gannon	09/28/2017	Follow Up
RISD - Waterman Building	99	Kyle C. Gannon	No	Kyle C. Gannon	10/04/2017	Follow Up
RISD - Winston Clock Tower	53	Kyle C. Gannon	No	Kyle C. Gannon	12/19/2017	Follow Up
RISD - Winston Clock Tower	53	Kyle C. Gannon	No	Kyle C. Gannon	09/28/2017	Follow Up
RISD - Winston Clock Tower	53	Kyle C. Gannon	No	Kyle C. Gannon	06/28/2017	Follow Up
RISD-Colonial Apartments	86	Kyle C. Gannon	No	Kyle C. Gannon	09/28/2017	Follow Up
RISD-Illustration Studies Building	84	Kyle C. Gannon	No	Kyle C. Gannon	09/28/2017	Follow Up
RISD-What Cheer Garage	84	Kyle C. Gannon	No	Kyle C. Gannon	09/28/2017	Follow Up
Ristorante Lucia	85	Michael McBurney	No	Michael McBurney	10/20/2017	Follow Up
River Avenue Industrial Area	78	Nathan Dean	No	Brandi-Lyn Colacone	07/31/2017	Industrial Area
River Avenue Industrial Area	78	Nathan Dean	No	Katelyn Ludemann	07/31/2017	Industrial Area
RJ Franco Inc.	85	Jared Urban	No	Jared Urban	11/16/2017	Follow Up

**Field's Point
Inspection History - 2017**

Company Name	Category	Engineer Assigned	Significant	Inspected By	Date	Inspected Type
RJ Franco Inc.	85	Jared Urban	No	Jared Urban	07/24/2017	Follow Up
Roberts Polishing	46	Kyle C. Gannon	No	Kyle C. Gannon	12/12/2017	Follow Up
Roberts Polishing	46	Kyle C. Gannon	No	Kyle C. Gannon	06/12/2017	Follow Up
Roger Williams Zoo	85	Kyle C. Gannon	No	Kyle C. Gannon	11/01/2017	Follow Up
Roger Williams Zoo - Carousel Cafe	85	Kyle C. Gannon	No	Kyle C. Gannon	11/01/2017	Follow Up
Roger Williams Zoo - Expansion Concession	74	Kyle C. Gannon	No	Kyle C. Gannon	11/01/2017	Initial Inspection
Roger Williams Zoo - Wilderness Cafe	85	Kyle C. Gannon	No	Kyle C. Gannon	11/01/2017	Follow Up
Rogue Island Group LLC	85	Michael McBurney	No	Michael McBurney	12/29/2017	Follow Up
ROM Deli, Inc.	85	Michael McBurney	No	Michael McBurney	02/24/2017	Follow Up
Roma LLC	85	Brian E. Steere	No	Brian E. Steere	10/20/2017	Follow Up
Ronit Corporation	85	Kyle C. Gannon	No	Kyle C. Gannon	04/27/2017	Follow Up
Ron's Pastry Gourmet	81	Kyle C. Gannon	No	Kyle C. Gannon	07/21/2017	Follow Up
Rosa Mia Pizza and More	85	Brian E. Steere	No	Brian E. Steere	11/06/2017	Follow Up
Rosalina - RI	85	Brandi-Lyn Colacone	No	Brandi-Lyn Colacone	03/17/2017	Follow Up
Rosario Society	85	Brandi-Lyn Colacone	No	Brandi-Lyn Colacone	09/01/2017	Initial Inspection
Rosmarin at Vinya	74	Brian E. Steere	No	Brian E. Steere	07/20/2017	Initial Inspection
Rossi's Cold Cuts & Deli	85	Michael McBurney	No	Michael McBurney	10/18/2017	Follow Up
Roundgrille, Inc.	71	Michael McBurney	No	Michael McBurney	06/22/2017	Follow Up
Roundgrille, Inc.	71	Michael McBurney	No	Michael McBurney	01/26/2017	Follow Up
Royal Little Drive Industrial Park	78	Nathan Dean	No	Michael McBurney	03/08/2017	Industrial Area
Royal Little Drive Industrial Park	78	Nathan Dean	No	Nathan P. Daggett	03/08/2017	Industrial Area
Ruby Tuesday #4628	85	Brandi-Lyn Colacone	No	Brandi-Lyn Colacone	05/11/2017	Follow Up
Ruby, Inc.	85	Michael McBurney	No	Michael McBurney	10/20/2017	Follow Up
Ruby, Inc.	85	Michael McBurney	No	Michael McBurney	08/24/2017	Follow Up
Ruby, Inc.	85	Michael McBurney	No	Jared Urban	08/18/2017	Special Investigation
Rue Bis	85	Brandi-Lyn Colacone	No	Brandi-Lyn Colacone	07/07/2017	Follow Up
RVS Mfg. Co.	41	Travis Costa	No	Travis Costa	12/05/2017	Follow Up
RVS Mfg. Co.	41	Travis Costa	No	Travis Costa	11/03/2017	Follow Up
RVS Mfg. Co.	41	Travis Costa	No	Travis Costa	06/07/2017	Follow Up
Ryan Health Center, Inc.	86	Brandi-Lyn Colacone	No	Brandi-Lyn Colacone	11/07/2017	Follow Up
SAC Inc.	85	Brian E. Steere	No	Brian E. Steere	10/20/2017	Follow Up
Sage Manufacturing Company, Inc.	43	Anthony Erricola	No	Anthony Erricola	12/18/2017	Follow Up
Sage Manufacturing Company, Inc.	43	Anthony Erricola	No	Katelyn Ludemann	06/20/2017	Follow Up
Saint Elizabeth Assisted Living	86	Jared Urban	No	Jared Urban	04/24/2017	Follow Up
Sajo's Gourmet Pizzeria	85	Brian E. Steere	No	Brian E. Steere	04/20/2017	Initial Inspection
Saki's Pizzeria	85	Brian E. Steere	No	Brian E. Steere	09/27/2017	Follow Up
Sala Cruz	71	Brandi-Lyn Colacone	No	Brandi-Lyn Colacone	07/27/2017	Follow Up
Salon Bar LLC	85	Brian E. Steere	No	Brian E. Steere	09/27/2017	Follow Up
Sal's Bakery	81	Brian E. Steere	No	Brian E. Steere	12/11/2017	Initial Inspection
Salvatore Mancini Resource and Activity	86	Jared Urban	No	Jared Urban	04/27/2017	Follow Up
Samuel Sinclair Dental Center	94	Nathan P. Daggett	No	Nathan P. Daggett	08/10/2017	Follow Up
Sangtong, LLC	85	Michael McBurney	No	Michael McBurney	01/30/2017	Follow Up
Sans Gluten Artisan Bakery	81	Brian E. Steere	No	Brian E. Steere	07/20/2017	Follow Up
Sans Gluten Artisan Bakery	81	Brian E. Steere	No	Brian E. Steere	06/13/2017	Follow Up
Saptagiri LLC	85	Brandi-Lyn Colacone	No	Brandi-Lyn Colacone	07/20/2017	Follow Up
Say Cheese	71	Brandi-Lyn Colacone	No	Brandi-Lyn Colacone	12/12/2017	Follow Up
Scarlet Restaurant	85	Brandi-Lyn Colacone	No	Brandi-Lyn Colacone	11/14/2017	Initial Inspection
SCI RI Funeral Services LLC	96	Brian E. Steere	No	Brian E. Steere	04/06/2017	Follow Up
Scialo Bros. Bakery	81	Michael McBurney	No	Michael McBurney	10/20/2017	Follow Up
Scrambler's II, Inc.	85	Brian E. Steere	No	Brian E. Steere	04/20/2017	Follow Up
Sea Coast Investment Corp	85	Jared Urban	No	Jared Urban	02/21/2017	Follow Up
Sedna Seafoods, LLC	71	Brandi-Lyn Colacone	No	Brandi-Lyn Colacone	04/27/2017	Follow Up
Sedna Seafoods, LLC	71	Brandi-Lyn Colacone	No	Brandi-Lyn Colacone	01/05/2017	Follow Up
Serendipity Heaven	85	Brian E. Steere	No	Brian E. Steere	09/27/2017	Follow Up
Seven Sisters Restaurant	85	Michael McBurney	No	Michael McBurney	08/24/2017	Follow Up
Seven Stars Bakery	85	Kyle C. Gannon	No	Kyle C. Gannon	05/31/2017	Follow Up
Seven Stars Bakery (Broadway)	85	Kyle C. Gannon	No	Kyle C. Gannon	05/31/2017	Follow Up
Shanghai Restaurant Inc.	85	Brandi-Lyn Colacone	No	Brandi-Lyn Colacone	10/16/2017	Follow Up
Shannon Motors	60	Brian E. Steere	No	Brian E. Steere	04/10/2017	Initial Inspection
Shaw's Supermarket Store #7443	82	Brian E. Steere	No	Brian E. Steere	06/05/2017	Follow Up
Shell Oil Products Company	97	Brandi-Lyn Colacone	No	Brandi-Lyn Colacone	11/27/2017	Follow Up
Shore's Market, Inc.	82	Jared Urban	No	Jared Urban	03/23/2017	Follow Up
Sicilia's Pizzeria	85	Brian E. Steere	No	Brian E. Steere	10/20/2017	Follow Up
Siena, Inc.	85	Michael McBurney	No	Michael McBurney	10/20/2017	Follow Up
Siena, Inc.	85	Michael McBurney	No	Michael McBurney	09/19/2017	Follow Up
Silvershell Hospitality Services	71	Jared Urban	No	Jared Urban	05/16/2017	Follow Up
Simplex Engine & Machine, Inc.	42	Kyle C. Gannon	No	Kyle C. Gannon	12/19/2017	Follow Up
Simplex Engine & Machine, Inc.	42	Kyle C. Gannon	No	Kyle C. Gannon	06/20/2017	Follow Up
Simply Seasonal	85	Michael McBurney	No	Michael McBurney	06/13/2017	Follow Up
Sin LLC	85	Brian E. Steere	No	Brian E. Steere	05/05/2017	Follow Up
Sin LLC	85	Brian E. Steere	No	Brian E. Steere	03/21/2017	Initial Inspection
Sin, LLC	71	Brian E. Steere	No	Brian E. Steere	05/05/2017	Follow Up

**Field's Point
Inspection History - 2017**

Company Name	Category	Engineer Assigned	Significant	Inspected By	Date	Inspected Type
Sin, LLC	71	Brian E. Steere	No	Brian E. Steere	03/22/2017	Follow Up
SJM Brothers LLC	85	Brandi-Lyn Colacone	No	Brandi-Lyn Colacone	08/01/2017	Follow Up
SJM Brother's LLC	85	Brandi-Lyn Colacone	No	Brandi-Lyn Colacone	08/01/2017	Follow Up
Sky Market, Inc.	71	Brandi-Lyn Colacone	No	Brandi-Lyn Colacone	10/03/2017	Follow Up
Smith Hill Laundromat	92	Brandi-Lyn Colacone	No	Brandi-Lyn Colacone	02/21/2017	Follow Up
Smith Street Donuts, Inc	85	Jared Urban	No	Jared Urban	09/26/2017	Follow Up
Something Different	81	Brian E. Steere	No	Brian E. Steere	11/06/2017	Follow Up
Something Different	81	Brian E. Steere	No	Brian E. Steere	05/04/2017	Follow Up
Sophia Academy	86	Travis Costa	No	Travis Costa	11/15/2017	Follow Up
Sophia Laundromat Inc.	92	Jared Urban	No	Jared Urban	12/18/2017	Follow Up
Sorrento Restaurant	85	Brandi-Lyn Colacone	No	Brandi-Lyn Colacone	03/28/2017	Initial Inspection
South Beach Cafe	85	Brian E. Steere	No	Brian E. Steere	10/20/2017	Follow Up
South Beach Cafe	85	Brian E. Steere	No	Brian E. Steere	01/17/2017	Follow Up
South Providence Industrial Area II	78	Nathan Dean	No	Abigail Bernier	04/03/2017	Industrial Area
South Providence Industrial Area II	78	Nathan Dean	No	Jared Urban	04/03/2017	Industrial Area
South Providence Industrial Area III	78	Nathan Dean	No	Brandi-Lyn Colacone	09/06/2017	Industrial Area
South Providence Industrial Area III	78	Nathan Dean	No	Katelyn Ludemann	09/06/2017	Industrial Area
Southside Olneyville / Dike Street	78	Nathan Dean	No	Abigail Bernier	04/12/2017	Industrial Area
Southside Olneyville / Dike Street	78	Nathan Dean	No	Kyle C. Gannon	04/12/2017	Industrial Area
Spectrum Coatings Lab. Inc.	46	Nathan P. Daggett	No	Nathan P. Daggett	11/28/2017	Follow Up
Spectrum Coatings Lab. Inc.	46	Nathan P. Daggett	No	Nathan P. Daggett	06/01/2017	Follow Up
Speedy Auto Service by Monro	97	Kyle C. Gannon	No	Kyle C. Gannon	10/31/2017	Follow Up
Spike's Junkyard Dogs	85	Michael McBurney	No	Michael McBurney	09/25/2017	Follow Up
Spike's Junkyard Dogs	85	Michael McBurney	No	Michael McBurney	04/19/2017	Follow Up
Spirito's Restaurant	85	Brian E. Steere	No	Brian E. Steere	11/21/2017	Follow Up
Sports Tap, Inc	60	Brandi-Lyn Colacone	No	Brandi-Lyn Colacone	07/11/2017	Initial Inspection
Sprague Energy Corporation	52	Anthony Erricola	No	Anthony Erricola	12/20/2017	Follow Up
Sprague Energy Corporation	52	Anthony Erricola	No	Katelyn Ludemann	06/20/2017	Follow Up
Starbucks (Biltmore)	85	Kyle C. Gannon	No	Kyle C. Gannon	02/27/2017	Follow Up
Starbucks (Financial Plaza)	85	Kyle C. Gannon	No	Kyle C. Gannon	02/27/2017	Follow Up
Starbucks Coffee Company #7419	85	Michael McBurney	No	Michael McBurney	09/19/2017	Follow Up
Steven A. Sack, D.M.D	94	Kyle C. Gannon	No	Kyle C. Gannon	08/31/2017	Follow Up
Strip Buildings	78	Nathan Dean	No	Kyle C. Gannon	04/19/2017	Industrial Area
Strip Buildings	78	Nathan Dean	No	Travis Costa	04/19/2017	Industrial Area
Subway - Westminster Street	74	Kyle C. Gannon	No	Kyle C. Gannon	05/18/2017	Follow Up
Subway (Atwood Ave.)	85	Jared Urban	No	Jared Urban	11/20/2017	Follow Up
Subway (Kennedy Plaza)	85	Kyle C. Gannon	No	Kyle C. Gannon	02/27/2017	Follow Up
Sun-Brite Laundromat	92	Michael McBurney	No	Michael McBurney	01/10/2017	Follow Up
Sur La Table	85	Kyle C. Gannon	No	Kyle C. Gannon	01/26/2017	Follow Up
Sura 153, Inc.	85	Brandi-Lyn Colacone	No	Brandi-Lyn Colacone	02/28/2017	Follow Up
Surface Coatings, LLC	11	Anthony Erricola	Yes	Katelyn Ludemann	05/17/2017	Annual
Surface Coatings, LLC	11	Anthony Erricola	Yes	Anthony Erricola	12/11/2017	Follow Up
Surface Coatings, LLC	11	Anthony Erricola	Yes	Katelyn Ludemann	06/22/2017	Follow Up
Surface Coatings, LLC	11	Anthony Erricola	Yes	LIMS - PT	07/12/2017	Sample
Surface Coatings, LLC	11	Anthony Erricola	Yes	LIMS - PT	07/12/2017	Sample
Surface Coatings, LLC	11	Anthony Erricola	Yes	LIMS - PT	03/13/2017	Sample
Surface Coatings, LLC	11	Anthony Erricola	Yes	LIMS - PT	03/13/2017	Sample
Sutus, Inc.	85	Brandi-Lyn Colacone	No	Brandi-Lyn Colacone	11/21/2017	Follow Up
Swash Autowash, LLC	97	Kyle C. Gannon	No	Kyle C. Gannon	10/27/2017	Follow Up
Swash Autowash, LLC	97	Kyle C. Gannon	No	Kyle C. Gannon	01/23/2017	Follow Up
SWG Promotions, LLC	99	Brandi-Lyn Colacone	No	Brandi-Lyn Colacone	06/26/2017	Follow Up
Sydney Providence LLC	85	Brandi-Lyn Colacone	No	Brandi-Lyn Colacone	02/22/2017	Initial Inspection
T&W Chinese Restaurant, Inc	85	Michael McBurney	No	Michael McBurney	08/21/2017	Follow Up
T.J.N. Restaurant, Inc.	85	Jared Urban	No	Jared Urban	04/26/2017	Follow Up
T.J.N. Restaurant, Inc.	85	Jared Urban	No	Jared Urban	02/02/2017	Meeting
Taco Bell	85	Brian E. Steere	No	Brian E. Steere	01/26/2017	Follow Up
Tallulah's Taqueria	85	Kyle C. Gannon	No	Kyle C. Gannon	03/31/2017	Follow Up
Taqueria Al Son De Mi Barrio	85	Brandi-Lyn Colacone	No	Brandi-Lyn Colacone	09/18/2017	Follow Up
Taqueria Al Son De Mi Barrio	85	Brandi-Lyn Colacone	No	Brandi-Lyn Colacone	02/03/2017	Follow Up
Taqueria el TacoNazo	60	Brandi-Lyn Colacone	No	Jared Urban	08/10/2017	Follow Up
Technodic, Inc.	11	Anthony Erricola	Yes	Katelyn Ludemann	09/14/2017	Annual
Technodic, Inc.	11	Anthony Erricola	Yes	Anthony Erricola	12/11/2017	Follow Up
Technodic, Inc.	11	Anthony Erricola	Yes	Katelyn Ludemann	06/01/2017	Follow Up
Technodic, Inc.	11	Anthony Erricola	Yes	Katelyn Ludemann	02/08/2017	Follow Up
Technodic, Inc.	11	Anthony Erricola	Yes	LIMS - PT	11/07/2017	Sample
Technodic, Inc.	11	Anthony Erricola	Yes	LIMS - PT	11/07/2017	Sample
Technodic, Inc.	11	Anthony Erricola	Yes	LIMS - PT	04/19/2017	Sample
Technodic, Inc.	11	Anthony Erricola	Yes	LIMS - PT	04/19/2017	Sample
Tel-Aviv Cigar Bar & Grill LLC	85	Michael McBurney	No	Michael McBurney	09/06/2017	Initial Inspection
Tercat Tool & Die Company, Inc.	46	Anthony Erricola	No	Anthony Erricola	12/14/2017	Follow Up
Tercat Tool & Die Company, Inc.	46	Anthony Erricola	No	Katelyn Ludemann	06/27/2017	Follow Up
Teriyaki House	85	Jared Urban	No	Jared Urban	02/21/2017	Follow Up

**Field's Point
Inspection History - 2017**

Company Name	Category	Engineer Assigned	Significant	Inspected By	Date	Inspected Type
The Abbey	85	Michael McBurney	No	Michael McBurney	09/19/2017	Follow Up
The Alley Cat Corporation	60	Brandi-Lyn Colacone	No	Brandi-Lyn Colacone	09/07/2017	Initial Inspection
The Allied Group	24	Kyle C. Gannon	No	Kyle C. Gannon	11/30/2017	Follow Up
The Allied Group	24	Kyle C. Gannon	No	Kyle C. Gannon	06/21/2017	Follow Up
The Cadillac Lounge	85	Brandi-Lyn Colacone	No	Brandi-Lyn Colacone	03/17/2017	Initial Inspection
The Cheesecake Factory Restaurants, Inc.	85	Michael McBurney	No	Michael McBurney	01/26/2017	Follow Up
The Corporate Cafe'	85	Brandi-Lyn Colacone	No	Brandi-Lyn Colacone	07/18/2017	Follow Up
The Dorrance, LLC	85	Jared Urban	No	Jared Urban	07/13/2017	Follow Up
The Dorrance, LLC	85	Jared Urban	No	Jared Urban	01/26/2017	Follow Up
The Foundry Associates	37	Travis Costa	No	Travis Costa	12/18/2017	Follow Up
The Foundry Associates	37	Travis Costa	No	Travis Costa	05/30/2017	Follow Up
The Genesis Center	86	Brandi-Lyn Colacone	No	Brandi-Lyn Colacone	04/28/2017	Follow Up
The Grande LLC	85	Brian E. Steere	No	Brian E. Steere	10/20/2017	Follow Up
The Merit, LLC	85	Brandi-Lyn Colacone	No	Brandi-Lyn Colacone	12/27/2017	Follow Up
The Merit, LLC	85	Brandi-Lyn Colacone	No	Brandi-Lyn Colacone	03/13/2017	Follow Up
The Original Italian Bakery, Inc.	81	Brian E. Steere	No	Brian E. Steere	11/03/2017	Follow Up
The Pizza Gourmet	85	Michael McBurney	No	Michael McBurney	05/31/2017	Follow Up
The Providence Center	86	Michael McBurney	No	Michael McBurney	09/12/2017	Follow Up
The Providence Center	86	Michael McBurney	No	Michael McBurney	12/29/2017	Follow Up
The Providence Mint, Inc.	44	Anthony Erricola	No	Anthony Erricola	12/18/2017	Follow Up
The Providence Mint, Inc.	44	Anthony Erricola	No	Katelyn Ludemann	06/06/2017	Follow Up
The Providence School Department	86	Brandi-Lyn Colacone	No	Brandi-Lyn Colacone	06/07/2017	Follow Up
The Salted Slate	85	Brandi-Lyn Colacone	No	Brandi-Lyn Colacone	05/02/2017	Follow Up
The Salvation Army	74	Brandi-Lyn Colacone	No	Brandi-Lyn Colacone	04/27/2017	Follow Up
The Sandwich Shop	85	Brandi-Lyn Colacone	No	Brandi-Lyn Colacone	10/05/2017	Follow Up
The Sandwich Shop	85	Brandi-Lyn Colacone	No	Brandi-Lyn Colacone	08/04/2017	Initial Inspection
The Shop on Westminster	85	Michael McBurney	No	Michael McBurney	03/21/2017	Initial Inspection
The Small Point Cafe	85	Kyle C. Gannon	No	Kyle C. Gannon	07/24/2017	Follow Up
The Soapbox LLC	92	Michael McBurney	No	Michael McBurney	12/05/2017	Follow Up
The Soapbox LLC	92	Michael McBurney	No	Michael McBurney	07/19/2017	Follow Up
The Washroom	92	Travis Costa	No	Travis Costa	09/22/2017	Follow Up
The Washroom	92	Travis Costa	No	Travis Costa	02/15/2017	Follow Up
The Washroom	92	Travis Costa	No	Travis Costa	01/27/2017	Follow Up
Theresa Creations, Inc.	71	Anthony Erricola	No	Anthony Erricola	12/20/2017	Follow Up
Theresa Creations, Inc.	71	Anthony Erricola	No	Katelyn Ludemann	06/06/2017	Follow Up
This Guy's Pizza	85	Michael McBurney	No	Michael McBurney	10/10/2017	Follow Up
Three Sisters, LLC	85	Travis Costa	No	Travis Costa	10/18/2017	Follow Up
Tina's Italian Kitchen	85	Michael McBurney	No	Michael McBurney	09/19/2017	Initial Inspection
Tokyo Restaurant	85	Brandi-Lyn Colacone	No	Brandi-Lyn Colacone	02/13/2017	Follow Up
TOM FOOD LLC	85	Jared Urban	No	Jared Urban	10/19/2017	Initial Inspection
Tommy's Pizza, Inc.	85	Michael McBurney	No	Michael McBurney	04/27/2017	Follow Up
Tony's Colonial Food	85	Brian E. Steere	No	Brian E. Steere	10/20/2017	Follow Up
Tool Craft Inc. / Ru-Mart Inc.	41	Anthony Erricola	No	Anthony Erricola	11/30/2017	Follow Up
Tool Craft Inc. / Ru-Mart Inc.	41	Anthony Erricola	No	Katelyn Ludemann	05/30/2017	Follow Up
Toro	85	Brandi-Lyn Colacone	No	Brandi-Lyn Colacone	08/15/2017	Follow Up
Tortilleria el Quetzal	81	Brian E. Steere	No	Brian E. Steere	07/28/2017	Follow Up
Tortilleria el Quetzal	81	Brian E. Steere	No	Brian E. Steere	01/10/2017	Follow Up
Tower Manufacturing Corp.	27	Travis Costa	No	Travis Costa	12/18/2017	Follow Up
Tower Manufacturing Corp.	27	Travis Costa	No	Travis Costa	05/31/2017	Follow Up
Town Laundry	92	Travis Costa	No	Travis Costa	11/15/2017	Follow Up
Trattoria Zooma	85	Brandi-Lyn Colacone	No	Brandi-Lyn Colacone	04/04/2017	Follow Up
Triad Pizza, Inc.	85	Kyle C. Gannon	No	Kyle C. Gannon	05/25/2017	Follow Up
Tri-Jay Company	11	Anthony Erricola	Yes	Katelyn Ludemann	03/22/2017	Annual
Tri-Jay Company	11	Anthony Erricola	Yes	Anthony Erricola	11/30/2017	Follow Up
Tri-Jay Company	11	Anthony Erricola	Yes	Katelyn Ludemann	05/30/2017	Follow Up
Tri-Jay Company	11	Anthony Erricola	Yes	LIMS - PT	07/25/2017	Sample
Tri-Jay Company	11	Anthony Erricola	Yes	LIMS - PT	07/25/2017	Sample
Tri-Jay Company	11	Anthony Erricola	Yes	LIMS - PT	07/25/2017	Sample
Tri-Jay Company	11	Anthony Erricola	Yes	LIMS - PT	01/11/2017	Sample
Tri-Jay Company	11	Anthony Erricola	Yes	LIMS - PT	01/11/2017	Sample
Trinity Brewhouse	85	Michael McBurney	No	Michael McBurney	02/24/2017	Follow Up
Trinity Management Co., LLC	85	Jared Urban	No	Jared Urban	03/20/2017	Follow Up
Troy, LLC	71	Michael McBurney	No	Michael McBurney	12/04/2017	Follow Up
True Bagels	85	Brandi-Lyn Colacone	No	Brandi-Lyn Colacone	09/12/2017	Follow Up
True Bagels Inc.	85	Brandi-Lyn Colacone	No	Brandi-Lyn Colacone	09/12/2017	Follow Up
True Bagels, Inc.	85	Brandi-Lyn Colacone	No	Brandi-Lyn Colacone	09/12/2017	Follow Up
Two 88	74	Michael McBurney	No	Michael McBurney	04/27/2017	Initial Inspection
Two 88 Chinese Restaurant	71	Michael McBurney	No	Michael McBurney	04/27/2017	Follow Up
Two Way Laundromat	71	Brandi-Lyn Colacone	No	Brandi-Lyn Colacone	02/21/2017	Follow Up
U.S. Post Office - VMF	37	Kyle C. Gannon	No	Kyle C. Gannon	10/03/2017	Follow Up
U.S. Post Office - VMF	37	Kyle C. Gannon	No	Kyle C. Gannon	03/22/2017	Follow Up
U.S. Postal Service - P&DC	27	Kyle C. Gannon	No	Kyle C. Gannon	12/27/2017	Follow Up

**Field's Point
Inspection History - 2017**

Company Name	Category	Engineer Assigned	Significant	Inspected By	Date	Inspected Type
U.S. Postal Service - P&DC	27	Kyle C. Gannon	No	Kyle C. Gannon	06/29/2017	Follow Up
UCAP	86	Brandi-Lyn Colacone	No	Brandi-Lyn Colacone	04/06/2017	Follow Up
UMelt Weybosset, Inc.	85	Kyle C. Gannon	No	Kyle C. Gannon	07/24/2017	Follow Up
Umicore Thin Film Products	22	Nathan P. Daggett	Yes	Nathan P. Daggett	03/28/2017	Annual
Umicore Thin Film Products	22	Nathan P. Daggett	Yes	Nathan P. Daggett	09/05/2017	Follow Up
Umicore Thin Film Products	22	Nathan P. Daggett	Yes	Nathan P. Daggett	08/28/2017	Follow Up
Umicore Thin Film Products	22	Nathan P. Daggett	Yes	Nathan P. Daggett	06/08/2017	Follow Up
Umicore Thin Film Products	22	Nathan P. Daggett	Yes	LIMS - PT	08/03/2017	Sample
Umicore Thin Film Products	22	Nathan P. Daggett	Yes	LIMS - PT	08/03/2017	Sample
Umicore Thin Film Products	22	Nathan P. Daggett	Yes	LIMS - PT	02/15/2017	Sample
Umicore Thin Film Products	22	Nathan P. Daggett	Yes	LIMS - PT	02/15/2017	Sample
Unique Plating Company	11	Nathan P. Daggett	Yes	Nathan P. Daggett	10/04/2017	Annual
Unique Plating Company	11	Nathan P. Daggett	Yes	Nathan P. Daggett	11/30/2017	Follow Up
Unique Plating Company	11	Nathan P. Daggett	Yes	Nathan P. Daggett	06/06/2017	Follow Up
Unique Plating Company	11	Nathan P. Daggett	Yes	Nathan P. Daggett	02/24/2017	Follow Up
Unique Plating Company	11	Nathan P. Daggett	Yes	LIMS - PT	11/07/2017	Sample
Unique Plating Company	11	Nathan P. Daggett	Yes	LIMS - PT	11/07/2017	Sample
Unique Plating Company	11	Nathan P. Daggett	Yes	LIMS - PT	09/20/2017	Sample
Unique Plating Company	11	Nathan P. Daggett	Yes	LIMS - PT	09/20/2017	Sample
Unique Plating Company	11	Nathan P. Daggett	Yes	LIMS - PT	04/11/2017	Sample
United Way of Rhode Island	60	Brandi-Lyn Colacone	No	Brandi-Lyn Colacone	01/06/2017	Initial Inspection
Univar USA, Inc.	22	Anthony Erricola	Yes	Katelyn Ludemann	06/29/2017	Annual
Univar USA, Inc.	22	Anthony Erricola	Yes	Anthony Erricola	12/21/2017	Follow Up
Univar USA, Inc.	22	Anthony Erricola	Yes	Katelyn Ludemann	03/13/2017	Meeting
Univar USA, Inc.	22	Anthony Erricola	Yes	LIMS - PT	09/19/2017	Sample
Univar USA, Inc.	22	Anthony Erricola	Yes	LIMS - PT	09/19/2017	Sample
Univar USA, Inc.	22	Anthony Erricola	Yes	LIMS - PT	04/11/2017	Sample
Univar USA, Inc.	22	Anthony Erricola	Yes	LIMS - PT	04/11/2017	Sample
Universal Plating Company, Inc.	11	Brian E. Steere	Yes	Brian E. Steere	04/02/2017	Annual
Universal Plating Company, Inc.	11	Brian E. Steere	Yes	Brian E. Steere	12/20/2017	Follow Up
Universal Plating Company, Inc.	11	Brian E. Steere	Yes	Brian E. Steere	06/29/2017	Follow Up
Universal Plating Company, Inc.	11	Brian E. Steere	Yes	Brian E. Steere	04/20/2017	Follow Up
Universal Plating Company, Inc.	11	Brian E. Steere	Yes	LIMS - PT	11/16/2017	Sample
Universal Plating Company, Inc.	11	Brian E. Steere	Yes	LIMS - PT	11/16/2017	Sample
Universal Plating Company, Inc.	11	Brian E. Steere	Yes	LIMS - PT	05/03/2017	Sample
Universal Plating Company, Inc.	11	Brian E. Steere	Yes	LIMS - PT	05/03/2017	Sample
Universal Shaped Wire	71	Travis Costa	No	Travis Costa	09/20/2017	Follow Up
Universal Shaped Wire	71	Travis Costa	No	Travis Costa	09/11/2017	Follow Up
Universal Shaped Wire	71	Travis Costa	No	Travis Costa	06/01/2017	Follow Up
Universal Shaped Wire	71	Travis Costa	No	Travis Costa	05/04/2017	Follow Up
University Foot Center - Smith Street	60	Brian E. Steere	No	Brian E. Steere	05/02/2017	Follow Up
Uno Of Providence, Inc.	85	Michael McBurney	No	Michael McBurney	01/26/2017	Follow Up
UTGR, Inc.	85	Brandi-Lyn Colacone	No	Brandi-Lyn Colacone	07/20/2017	Follow Up
Vanuatu Cafe LLC	85	Jared Urban	No	Jared Urban	08/01/2017	Initial Inspection
Vanuatu Coffee Roasters	71	Jared Urban	No	Jared Urban	08/01/2017	Follow Up
Vanuatu Coffee Roasters	71	Jared Urban	No	Jared Urban	06/06/2017	Follow Up
Vasilios Pizza	85	Brandi-Lyn Colacone	No	Brandi-Lyn Colacone	03/21/2017	Follow Up
VB Pizza, LLC	71	Jared Urban	No	Jared Urban	10/19/2017	Follow Up
Veazie Street School	86	Brandi-Lyn Colacone	No	Brandi-Lyn Colacone	04/11/2017	Follow Up
Veggie Fun	85	Brian E. Steere	No	Brian E. Steere	09/27/2017	Follow Up
Venda Ravioli - DePasquale	85	Brian E. Steere	No	Brian E. Steere	10/20/2017	Follow Up
Venda Ravioli Inc. - 271 Atwells Avenue	85	Brian E. Steere	No	Brian E. Steere	10/20/2017	Follow Up
Verichem Laboratories, Inc.	95	Nathan P. Daggett	No	Nathan P. Daggett	01/10/2017	Follow Up
Villa Italian Kitchen	85	Brian E. Steere	No	Brian E. Steere	01/26/2017	Follow Up
Village Restaurant Group, LLC	85	Michael McBurney	No	Michael McBurney	09/19/2017	Follow Up
Virginia & Spanish Peanut Co.	81	Jared Urban	No	Jared Urban	04/24/2017	Follow Up
Viva Mexico Cantina	85	Brian E. Steere	No	Brian E. Steere	09/27/2017	Follow Up
V-Mart	82	Brandi-Lyn Colacone	No	Brandi-Lyn Colacone	11/07/2017	Follow Up
Volpe Tailoring & Cleaning	92	Travis Costa	No	Travis Costa	08/17/2017	Follow Up
Walach Enterprises Providence, LLC	85	Jared Urban	No	Jared Urban	09/27/2017	Follow Up
WaraWara	85	Michael McBurney	No	Michael McBurney	07/19/2017	Follow Up
Warwick Poultry Company Inc.	81	Brandi-Lyn Colacone	No	Brandi-Lyn Colacone	11/16/2017	Follow Up
Washington Park Area I	78	Nathan Dean	No	Brian E. Steere	04/11/2017	Industrial Area
Washington Park Area I	78	Nathan Dean	No	Kyle C. Gannon	04/11/2017	Industrial Area
Webster Avenue School	86	Brandi-Lyn Colacone	No	Brandi-Lyn Colacone	04/11/2017	Follow Up
Wendy's International, Inc. (Charles)	85	Kyle C. Gannon	No	Kyle C. Gannon	07/21/2017	Follow Up
Wendy's International, Inc. (Eddy)	85	Kyle C. Gannon	No	Kyle C. Gannon	10/27/2017	Follow Up
Wendy's International, Inc. (Manton)	85	Kyle C. Gannon	No	Kyle C. Gannon	10/27/2017	Follow Up
Weng and Jiang LLC	85	Brandi-Lyn Colacone	No	Brandi-Lyn Colacone	11/09/2017	Follow Up
Weng and Jiang LLC	85	Brandi-Lyn Colacone	No	Brandi-Lyn Colacone	11/02/2017	Follow Up
West Fountain Auto Body	60	Kyle C. Gannon	No	Nathan P. Daggett	06/28/2017	Initial Inspection
West Fountain, LLC	85	Jared Urban	No	Jared Urban	08/28/2017	Follow Up

**Field's Point
Inspection History - 2017**

Company Name	Category	Engineer Assigned	Significant	Inspected By	Date	Inspected Type
West Side Diner	85	Michael McBurney	No	Michael McBurney	03/21/2017	Follow Up
Whisk LLC	71	Michael McBurney	No	Michael McBurney	06/22/2017	Follow Up
Whytebrook Retirement Investors, LLC	86	Michael McBurney	No	Michael McBurney	01/31/2017	Follow Up
Wicked Fresh Cafe	85	Michael McBurney	No	Michael McBurney	06/22/2017	Initial Inspection
Wine & Cheese	85	Kyle C. Gannon	No	Kyle C. Gannon	02/23/2017	Follow Up
Wingate Residences on the East Side	74	Jared Urban	No	Jared Urban	03/20/2017	Initial Inspection
Wings on 5	74	Brian E. Steere	No	Brian E. Steere	07/28/2017	Follow Up
Wings on 5	74	Brian E. Steere	No	Brian E. Steere	05/25/2017	Follow Up
Wings on 5	74	Brian E. Steere	No	Brian E. Steere	04/24/2017	Initial Inspection
Wong's Kitchen	85	Jared Urban	No	Jared Urban	05/30/2017	Follow Up
Woonasquatucket Avenue	78	Nathan Dean	No	Brandi-Lyn Colacone	03/07/2017	Industrial Area
Woonasquatucket Avenue	78	Nathan Dean	No	Nathan P. Daggett	03/07/2017	Industrial Area
WVCB	41	Nathan P. Daggett	No	Nathan P. Daggett	11/01/2017	Follow Up
WVCB	41	Nathan P. Daggett	No	Nathan P. Daggett	05/19/2017	Follow Up
Ximedica	49	Anthony Erricola	No	Anthony Erricola	12/15/2017	Follow Up
Ximedica	49	Anthony Erricola	No	Katelyn Ludemann	06/08/2017	Follow Up
Yacht Club Beverages	89	Anthony Erricola	No	Katelyn Ludemann	02/17/2017	Follow Up
YLD Management Inc	85	Brian E. Steere	No	Brian E. Steere	10/20/2017	Follow Up
YMCA East Side/Mount Hope	89	Brian E. Steere	No	Brian E. Steere	04/25/2017	Follow Up
Yoo Sushi	85	Michael McBurney	No	Michael McBurney	11/30/2017	Follow Up
Zale Hospitality, Inc.	85	Michael McBurney	No	Michael McBurney	05/31/2017	Follow Up
Zayas Solutions, LLC	74	Brandi-Lyn Colacone	No	Brandi-Lyn Colacone	11/27/2017	Follow Up
Zayas Solutions, LLC	74	Brandi-Lyn Colacone	No	Brandi-Lyn Colacone	11/14/2017	Initial Inspection
Zobra's	74	Brian E. Steere	No	Brian E. Steere	09/20/2017	Initial Inspection
Zoe's Cafe	71	Michael McBurney	No	Michael McBurney	04/20/2017	Initial Inspection
Zumstein Family Dentistry	94	Kyle C. Gannon	No	Kyle C. Gannon	08/16/2017	Follow Up

USER INSPECTION HISTORY

BUCKLIN POINT

**Bucklin Point
Inspection History - 2017**

Company Name	Category	Engineer Assigned	Significant	Inspected By	Date	Inspected Type
100 Chambers Street Operations, LLC	86	Jared Urban	No	Jared Urban	02/28/2017	Follow Up
141 Corporation	85	Michael McBurney	No	Michael McBurney	07/24/2017	Follow Up
1537 Corporation	85	Kyle C. Gannon	No	Kyle C. Gannon	04/24/2017	Follow Up
3 Flags Bakery	81	Brian E. Steere	No	Brian E. Steere	08/08/2017	Follow Up
417 Roosevelt Avenue	78	Nathan Dean	No	Michael McBurney	03/08/2017	Industrial Area
417 Roosevelt Avenue	78	Nathan Dean	No	Nathan P. Daggett	03/08/2017	Industrial Area
9W Halo OpCo L.P.	25	Brian E. Steere	Yes	Brian E. Steere	12/20/2017	Annual
9W Halo OpCo L.P.	25	Brian E. Steere	Yes	Brian E. Steere	07/27/2017	Initial Inspection
9W Halo OpCo L.P.	25	Brian E. Steere	Yes	LIMS - PT	11/20/2017	Sample
9W Halo OpCo L.P.	25	Brian E. Steere	Yes	LIMS - PT	07/17/2017	Sample
9W Halo OpCo L.P.	25	Brian E. Steere	Yes	LIMS - PT	07/17/2017	Sample
A.E.E. Inc.	85	Michael McBurney	No	Michael McBurney	02/20/2017	Follow Up
A.T. Cross Company	71	Anthony Erricola	No	Katelyn Ludemann	03/21/2017	Follow Up
A+J Enterprises, LLC	85	Kyle C. Gannon	No	Kyle C. Gannon	02/21/2017	Follow Up
Accent Plating Company	11	Nathan P. Daggett	Yes	Nathan P. Daggett	06/29/2017	Annual
Accent Plating Company	11	Nathan P. Daggett	Yes	Nathan P. Daggett	11/27/2017	Follow Up
Accent Plating Company	11	Nathan P. Daggett	Yes	Nathan P. Daggett	07/11/2017	Follow Up
Accent Plating Company	11	Nathan P. Daggett	Yes	Nathan P. Daggett	03/22/2017	Follow Up
Accent Plating Company	11	Nathan P. Daggett	Yes	LIMS - PT	11/17/2017	Sample
Accent Plating Company	11	Nathan P. Daggett	Yes	LIMS - PT	11/17/2017	Sample
Accent Plating Company	11	Nathan P. Daggett	Yes	LIMS - PT	05/17/2017	Sample
Accu-Care Supply	27	Travis Costa	No	Travis Costa	12/08/2017	Follow Up
Accu-Care Supply	27	Travis Costa	No	Travis Costa	10/31/2017	Follow Up
Accu-Care Supply	27	Travis Costa	No	Travis Costa	05/30/2017	Follow Up
Accu-Care Supply	27	Travis Costa	No	Travis Costa	05/08/2017	Follow Up
ACS Industries, Inc.	35	Nathan P. Daggett	No	Nathan P. Daggett	12/06/2017	Follow Up
ACS Industries, Inc.	35	Nathan P. Daggett	No	Nathan P. Daggett	06/02/2017	Follow Up
Adaco, LLC	71	Brandi-Lyn Colacone	No	Brandi-Lyn Colacone	05/18/2017	Follow Up
Adelina Productions Inc.	85	Brandi-Lyn Colacone	No	Brandi-Lyn Colacone	02/07/2017	Follow Up
Agar Machining & Welding, Inc.	42	Anthony Erricola	No	Anthony Erricola	12/13/2017	Follow Up
Agar Machining & Welding, Inc.	42	Anthony Erricola	No	Katelyn Ludemann	06/12/2017	Follow Up
Agawam Hunt	85	Michael McBurney	No	Michael McBurney	12/19/2017	Follow Up
Agnes E. Little Elementary School	86	Anthony Erricola	No	Katelyn Ludemann	04/06/2017	Follow Up
Air Filtration Systems	42	Nathan P. Daggett	No	Nathan P. Daggett	10/25/2017	Follow Up
Air Filtration Systems	42	Nathan P. Daggett	No	Nathan P. Daggett	06/07/2017	Follow Up
Aladdin Club	85	Kyle C. Gannon	No	Kyle C. Gannon	05/23/2017	Follow Up
All Star Pizza	85	Jared Urban	No	Jared Urban	09/26/2017	Follow Up
Allstate Restaurant Equipment	99	Michael McBurney	No	Michael McBurney	07/24/2017	Follow Up
Alves and Sons Bakery	81	Brandi-Lyn Colacone	No	Brandi-Lyn Colacone	01/04/2017	Follow Up
Amanda's Kitchen	85	Jared Urban	No	Jared Urban	02/20/2017	Follow Up
America's Best Value Inn	86	Brian E. Steere	No	Brian E. Steere	04/27/2017	Follow Up
Amica Mutual Insurance Co. - 10	53	Kyle C. Gannon	No	Kyle C. Gannon	12/28/2017	Follow Up
Amica Mutual Insurance Co. - 10	53	Kyle C. Gannon	No	Kyle C. Gannon	06/22/2017	Follow Up
Amica Mutual Insurance Co. - 25	37	Kyle C. Gannon	No	Kyle C. Gannon	12/28/2017	Follow Up
Amica Mutual Insurance Co. - 25	37	Kyle C. Gannon	No	Kyle C. Gannon	06/22/2017	Follow Up
Amica Mutual Insurance Co. - 50	53	Kyle C. Gannon	No	Kyle C. Gannon	12/28/2017	Follow Up
Amica Mutual Insurance Co. - 50	53	Kyle C. Gannon	No	Kyle C. Gannon	06/22/2017	Follow Up
Amica Mutual Insurance Co.-100	86	Kyle C. Gannon	No	Kyle C. Gannon	12/28/2017	Follow Up
Amica Mutual Insurance Co.-100	86	Kyle C. Gannon	No	Kyle C. Gannon	06/22/2017	Follow Up
Andrew's Bistro	85	Brandi-Lyn Colacone	No	Brandi-Lyn Colacone	10/19/2017	Follow Up
Angelica Textile Service	25	Brian E. Steere	Yes	Brian E. Steere	06/16/2017	Annual
Angelica Textile Service	25	Brian E. Steere	Yes	Brian E. Steere	03/10/2017	Follow Up
Angelica Textile Service	25	Brian E. Steere	Yes	LIMS - PT	06/12/2017	Sample
Angelica Textile Service	25	Brian E. Steere	Yes	LIMS - PT	06/12/2017	Sample
Angelica Textile Service	25	Brian E. Steere	Yes	LIMS - PT	06/12/2017	Sample
Angelica Textile Service	25	Brian E. Steere	Yes	LIMS - PT	02/20/2017	Sample
Angelica Textile Service	25	Brian E. Steere	Yes	LIMS - PT	02/20/2017	Sample
Anjos Enterprises, Inc.	92	Michael McBurney	No	Michael McBurney	07/19/2017	Follow Up
Antigua Guatemala Bakery	85	Brandi-Lyn Colacone	No	Brandi-Lyn Colacone	01/05/2017	Follow Up
Antonio's Cafe	85	Brian E. Steere	No	Brian E. Steere	07/27/2017	Initial Inspection
Antonio's Portuguese Cafe & Kitchen Inc.	71	Brian E. Steere	No	Brian E. Steere	07/27/2017	Follow Up
Antonio's Portuguese Cafe & Kitchen Inc.	71	Brian E. Steere	No	Brian E. Steere	05/30/2017	Follow Up
APBVP, Inc.	85	Jared Urban	No	Jared Urban	02/20/2017	Follow Up
Apna Bazar, LLC	85	Travis Costa	No	Travis Costa	07/18/2017	Follow Up
Apple Valley Kenco, Inc.	85	Jared Urban	No	Jared Urban	05/22/2017	Follow Up
ARJK, Inc.	85	Jared Urban	No	Jared Urban	09/18/2017	Follow Up
Armando & Sons Meat Market	82	Michael McBurney	No	Michael McBurney	10/19/2017	Follow Up

**Bucklin Point
Inspection History - 2017**

Company Name	Category	Engineer Assigned	Significant	Inspected By	Date	Inspected Type
Armistice Pizzeria LLC	85	Jared Urban	No	Jared Urban	07/10/2017	Follow Up
Armistice Pizzeria LLC	85	Jared Urban	No	Jared Urban	05/26/2017	Initial Inspection
ArtVac Corporation	51	Travis Costa	No	Travis Costa	12/04/2017	Follow Up
ArtVac Corporation	51	Travis Costa	No	Travis Costa	07/17/2017	Follow Up
ArtVac Corporation	51	Travis Costa	No	Travis Costa	06/05/2017	Follow Up
ArtVac Corporation	51	Travis Costa	No	Travis Costa	01/18/2017	Follow Up
Asia Restaurants, Inc.	85	Brian E. Steere	No	Brian E. Steere	02/24/2017	Follow Up
Aspen Aerogels Rhode Island, LLC	27	Nathan P. Daggett	Yes	Nathan P. Daggett	07/12/2017	Annual
Aspen Aerogels Rhode Island, LLC	27	Nathan P. Daggett	Yes	Nathan P. Daggett	12/15/2017	Follow Up
Aspen Aerogels Rhode Island, LLC	27	Nathan P. Daggett	Yes	Nathan P. Daggett	03/27/2017	Follow Up
Aspen Aerogels Rhode Island, LLC	27	Nathan P. Daggett	Yes	LIMS - PT	12/04/2017	Sample
Aspen Aerogels Rhode Island, LLC	27	Nathan P. Daggett	Yes	LIMS - PT	12/04/2017	Sample
Aspen Aerogels Rhode Island, LLC	27	Nathan P. Daggett	Yes	LIMS - PT	12/04/2017	Sample
Aspen Aerogels Rhode Island, LLC	27	Nathan P. Daggett	Yes	LIMS - PT	04/19/2017	Sample
Assay One	70	Anthony Erricola	No	Nathan P. Daggett	04/05/2017	Follow Up
Auto Parts Group Southwest LLC	42	Nathan P. Daggett	No	Nathan P. Daggett	11/03/2017	Follow Up
Auto Parts Group Southwest LLC	42	Nathan P. Daggett	No	Nathan P. Daggett	05/24/2017	Follow Up
Avenue N American Kitchen	85	Kyle C. Gannon	No	Kyle C. Gannon	05/31/2017	Follow Up
B & L Plastics, Inc.	46	Kyle C. Gannon	No	Kyle C. Gannon	12/27/2017	Follow Up
B & L Plastics, Inc.	46	Kyle C. Gannon	No	Kyle C. Gannon	06/26/2017	Follow Up
B. Pinelli's Simply Italian	71	Jared Urban	No	Jared Urban	07/21/2017	Follow Up
Bachini's Bakery	81	Brian E. Steere	No	Brian E. Steere	03/10/2017	Follow Up
Bake My Day- Broad Street	85	Jared Urban	No	Jared Urban	09/27/2017	Follow Up
Bank of America	86	Brian E. Steere	No	Brian E. Steere	07/27/2017	Follow Up
Benjamin III, Inc.	85	Kyle C. Gannon	No	Kyle C. Gannon	08/23/2017	Follow Up
Bernardo Manufacturing	21	Anthony Erricola	No	Anthony Erricola	12/13/2017	Follow Up
Bernardo Manufacturing	21	Anthony Erricola	No	Katelyn Ludemann	05/26/2017	Follow Up
Best Eastern Chinese Restaurant	85	Michael McBurney	No	Michael McBurney	02/20/2017	Follow Up
Blackstone Dental	94	Anthony Erricola	No	Katelyn Ludemann	03/03/2017	Follow Up
Blackstone Donuts	85	Brian E. Steere	No	Brian E. Steere	04/21/2017	Follow Up
Blackstone Donuts, Inc.	85	Brian E. Steere	No	Brian E. Steere	04/21/2017	Follow Up
Blackstone Market	81	Brandi-Lyn Colacone	No	Brandi-Lyn Colacone	01/04/2017	Follow Up
Blackstone Valley Foot & Ankle	94	Anthony Erricola	No	Katelyn Ludemann	05/10/2017	Follow Up
Blackstone Valley Place Industrial Area	78	Nathan Dean	No	Jared Urban	01/18/2017	Industrial Area
Blackstone Valley Place Industrial Area	78	Nathan Dean	No	Nathan P. Daggett	01/18/2017	Industrial Area
Blackstone Valley Preparatory Elementary	74	Kyle C. Gannon	No	Kyle C. Gannon	04/26/2017	Initial Inspection
Bliss Manufacturing Co., Inc.	11	Travis Costa	Yes	Travis Costa	11/28/2017	Annual
Bliss Manufacturing Co., Inc.	11	Travis Costa	Yes	Travis Costa	01/24/2017	Annual
Bliss Manufacturing Co., Inc.	11	Travis Costa	Yes	Travis Costa	07/13/2017	Follow Up
Bliss Manufacturing Co., Inc.	11	Travis Costa	Yes	Travis Costa	06/07/2017	Follow Up
Bliss Manufacturing Co., Inc.	11	Travis Costa	Yes	LIMS - PT	10/18/2017	Sample
Bliss Manufacturing Co., Inc.	11	Travis Costa	Yes	LIMS - PT	03/15/2017	Sample
BLP Inc.	85	Michael McBurney	No	Michael McBurney	08/29/2017	Follow Up
Blue Line Septic, LLC	80	Travis Costa	No	Jared Urban	05/23/2017	Follow Up
Boston House of Pizza	85	Michael McBurney	No	Michael McBurney	11/14/2017	Follow Up
Bowling Academy, Inc.	71	Kyle C. Gannon	No	Kyle C. Gannon	06/29/2017	Follow Up
Broadway Car Wash	97	Michael McBurney	No	Michael McBurney	04/05/2017	Follow Up
Broadway Diner	85	Brian E. Steere	No	Brian E. Steere	12/19/2017	Follow Up
Broadway Pizza	85	Brandi-Lyn Colacone	No	Brandi-Lyn Colacone	02/07/2017	Follow Up
Bucket Brewery	89	Brian E. Steere	No	Brian E. Steere	02/14/2017	Follow Up
Bucklin Point Treatment Plant	0	Kerry M. Britt	No	Kerry M. Britt	09/27/2017	Annual
Buffalo Lincoln Associates, LLC	86	Brian E. Steere	No	Brian E. Steere	02/24/2017	Follow Up
Bullard Abrasives Inc	42	Anthony Erricola	No	Anthony Erricola	12/04/2017	Follow Up
Bullard Abrasives Inc	42	Anthony Erricola	No	Anthony Erricola	12/01/2017	Follow Up
Bullard Abrasives Inc	42	Anthony Erricola	No	Katelyn Ludemann	05/31/2017	Follow Up
Burger Bar, Inc.	71	Jared Urban	No	Jared Urban	05/04/2017	Follow Up
Burger King - Cedar Street	85	Brandi-Lyn Colacone	No	Brandi-Lyn Colacone	04/20/2017	Follow Up
Burton M. Ogata, D.M.D	94	Jared Urban	No	Jared Urban	02/28/2017	Follow Up
C & P Enterprises	97	Kyle C. Gannon	No	Kyle C. Gannon	08/22/2017	Follow Up
Cala Fruit Distributors, Inc.	81	Michael McBurney	No	Michael McBurney	10/19/2017	Follow Up
Calise & Sons Bakery	81	Anthony Erricola	No	Katelyn Ludemann	03/13/2017	Follow Up
Canton Wok	85	Brian E. Steere	No	Brian E. Steere	02/13/2017	Follow Up
Carrington Street	78	Nathan Dean	No	Abigail Bernier	05/22/2017	Industrial Area
Carrington Street	78	Nathan Dean	No	Brandi-Lyn Colacone	05/22/2017	Industrial Area
Catanzaros Food Products, Inc.	81	Michael McBurney	No	Michael McBurney	05/31/2017	Follow Up
Central Auto Radiator, Inc.	59	Michael McBurney	No	Michael McBurney	12/06/2017	Follow Up
Central Auto Radiator, Inc.	59	Michael McBurney	No	Michael McBurney	06/14/2017	Follow Up

**Bucklin Point
Inspection History - 2017**

Company Name	Category	Engineer Assigned	Significant	Inspected By	Date	Inspected Type
Central Falls Provision Co.	81	Michael McBurney	No	Michael McBurney	02/20/2017	Follow Up
Chelo's Restaurant	85	Jared Urban	No	Jared Urban	05/22/2017	Follow Up
Chemart Company	11	Nathan P. Daggett	Yes	Nathan P. Daggett	06/14/2017	Annual
Chemart Company	11	Nathan P. Daggett	Yes	Nathan P. Daggett	12/06/2017	Follow Up
Chemart Company	11	Nathan P. Daggett	Yes	Nathan P. Daggett	07/11/2017	Follow Up
Chemart Company	11	Nathan P. Daggett	Yes	Nathan P. Daggett	02/01/2017	Follow Up
Chemart Company	11	Nathan P. Daggett	Yes	LIMS - PT	08/29/2017	Sample
Chemart Company	11	Nathan P. Daggett	Yes	LIMS - PT	08/29/2017	Sample
Chemart Company	11	Nathan P. Daggett	Yes	LIMS - PT	02/28/2017	Sample
Chemart Company	11	Nathan P. Daggett	Yes	LIMS - PT	02/28/2017	Sample
Chengdu Taste Inc. (New)	85	Jared Urban	No	Jared Urban	01/10/2017	Follow Up
China House	85	Brandi-Lyn Colacone	No	Brandi-Lyn Colacone	04/06/2017	Follow Up
Cinemaworld	85	Brian E. Steere	No	Brian E. Steere	02/13/2017	Follow Up
Cintas Corporation	25	Abigail Bernier	Yes	Abigail Bernier	02/15/2017	Annual
Cintas Corporation	25	Abigail Bernier	Yes	Abigail Bernier	12/05/2017	Follow Up
Cintas Corporation	25	Abigail Bernier	Yes	Abigail Bernier	10/24/2017	Follow Up
Cintas Corporation	25	Abigail Bernier	Yes	Abigail Bernier	08/11/2017	Follow Up
Cintas Corporation	25	Abigail Bernier	Yes	Abigail Bernier	06/02/2017	Follow Up
Cintas Corporation	25	Abigail Bernier	Yes	LIMS - PT	12/18/2017	Sample
Cintas Corporation	25	Abigail Bernier	Yes	LIMS - PT	11/21/2017	Sample
Cintas Corporation	25	Abigail Bernier	Yes	LIMS - PT	11/21/2017	Sample
Cintas Corporation	25	Abigail Bernier	Yes	LIMS - PT	04/20/2017	Sample
Cintas Corporation	25	Abigail Bernier	Yes	LIMS - PT	04/20/2017	Sample
City of Pawtucket - Public Works	37	Travis Costa	No	Travis Costa	11/28/2017	Follow Up
City of Pawtucket - Public Works	37	Travis Costa	No	Travis Costa	09/13/2017	Follow Up
City of Pawtucket - Public Works	37	Travis Costa	No	Travis Costa	06/07/2017	Follow Up
City of Pawtucket - Public Works	37	Travis Costa	No	Travis Costa	05/12/2017	Follow Up
Cityline Laundry	92	Jared Urban	No	Jared Urban	09/18/2017	Follow Up
CMG Holding Company, LLC	85	Brian E. Steere	No	Brian E. Steere	04/27/2017	Follow Up
Coia Sanitation Services	80	Kyle C. Gannon	No	Kyle C. Gannon	07/26/2017	Follow Up
Coin-OP	92	Travis Costa	No	Travis Costa	08/16/2017	Follow Up
Coin-OP	92	Travis Costa	No	Travis Costa	01/31/2017	Follow Up
Collazo Food and Beverage LLC	71	Brandi-Lyn Colacone	No	Brandi-Lyn Colacone	10/16/2017	Initial Inspection
Compassionate Care Veterinary Clinic	99	Michael McBurney	No	Michael McBurney	08/29/2017	Follow Up
Conopco, Inc. (Site #1)	40	Travis Costa	No	Travis Costa	12/04/2017	Follow Up
Conopco, Inc. (Site #1)	40	Travis Costa	No	Travis Costa	06/05/2017	Follow Up
Conopco, Inc. (Site #1)	40	Travis Costa	No	LIMS - PT	11/29/2017	Sample
Conopco, Inc. (Site #1)	40	Travis Costa	No	LIMS - PT	03/28/2017	Sample
Conopco, Inc. (Site #1)	40	Travis Costa	No	LIMS - PT	03/28/2017	Sample
Conopco, Inc. (Site #1)	40	Travis Costa	No	LIMS - PT	03/28/2017	Sample
Conopco, Inc. (Site #2)	40	Travis Costa	No	Travis Costa	12/04/2017	Follow Up
Conopco, Inc. (Site #2)	40	Travis Costa	No	Travis Costa	06/05/2017	Follow Up
Conrad-Jarvis Corp.	42	Brian E. Steere	No	Brian E. Steere	12/19/2017	Follow Up
Conrad-Jarvis Corp.	42	Brian E. Steere	No	Brian E. Steere	06/16/2017	Follow Up
Continental Plastics & Packaging	35	Anthony Erricola	No	Anthony Erricola	12/21/2017	Follow Up
Continental Plastics & Packaging	35	Anthony Erricola	No	Katelyn Ludemann	05/31/2017	Follow Up
Cooley, Incorporated	53	Travis Costa	No	Travis Costa	11/30/2017	Follow Up
Cooley, Incorporated	53	Travis Costa	No	Travis Costa	06/01/2017	Follow Up
Cooley, Incorporated	53	Travis Costa	No	Travis Costa	02/15/2017	Follow Up
Corner Diner	71	Jared Urban	No	Jared Urban	05/30/2017	Follow Up
Costa del Sol Restaurant	85	Michael McBurney	No	Michael McBurney	02/15/2017	Initial Inspection
Cottage Street Donuts	85	Kyle C. Gannon	No	Kyle C. Gannon	05/26/2017	Follow Up
Creative Stone Countertops Inc.	42	Michael McBurney	No	Michael McBurney	06/05/2017	Follow Up
Crest Manufacturing Company	52	Michael McBurney	No	Michael McBurney	06/14/2017	Follow Up
Crown Collision Center	97	Anthony Erricola	No	Katelyn Ludemann	01/27/2017	Follow Up
Crugnale Bakery	85	Michael McBurney	No	Michael McBurney	08/29/2017	Follow Up
Cumberland House of Pizza	85	Kyle C. Gannon	No	Kyle C. Gannon	08/22/2017	Follow Up
CW Lanes and Games	85	Kyle C. Gannon	No	Kyle C. Gannon	02/08/2017	Follow Up
D & M Properties LLC	71	Jared Urban	No	Jared Urban	11/02/2017	Initial Inspection
D.J. Providence Co., LLC	85	Jared Urban	No	Jared Urban	02/17/2017	Follow Up
D'Angelo Sandwich Shop (Broadway)	85	Brian E. Steere	No	Brian E. Steere	03/28/2017	Follow Up
Darlene Group	11	Travis Costa	Yes	Travis Costa	01/12/2017	Annual
Darlene Group	11	Travis Costa	Yes	Travis Costa	02/28/2017	Follow Up
Darlene Group	11	Travis Costa	Yes	LIMS - PT	01/10/2017	Sample
Darlene Group	11	Travis Costa	Yes	LIMS - PT	01/09/2017	Sample
Darlington Assisted Living Center	86	Jared Urban	No	Jared Urban	07/10/2017	Follow Up
Darlington Mortuary of L. Heroux & Son,	96	Michael McBurney	No	Michael McBurney	11/28/2017	Follow Up

**Bucklin Point
Inspection History - 2017**

Company Name	Category	Engineer Assigned	Significant	Inspected By	Date	Inspected Type
Davenport Restaurant	85	Michael McBurney	No	Michael McBurney	08/29/2017	Follow Up
Davenport's Bar & Grille	85	Brian E. Steere	No	Brian E. Steere	03/28/2017	Follow Up
Dave's Marketplace	82	Michael McBurney	No	Michael McBurney	05/01/2017	Follow Up
David London and Company	35	Kyle C. Gannon	No	Kyle C. Gannon	12/28/2017	Follow Up
David London and Company	35	Kyle C. Gannon	No	Kyle C. Gannon	08/08/2017	Follow Up
David London and Company	35	Kyle C. Gannon	No	Kyle C. Gannon	06/23/2017	Follow Up
Denison Acquisition Company, LLC	14	Nathan P. Daggett	Yes	Nathan P. Daggett	09/26/2017	Annual
Denison Acquisition Company, LLC	14	Nathan P. Daggett	Yes	Nathan P. Daggett	12/01/2017	Follow Up
Denison Acquisition Company, LLC	14	Nathan P. Daggett	Yes	Nathan P. Daggett	09/21/2017	Follow Up
Denison Acquisition Company, LLC	14	Nathan P. Daggett	Yes	Nathan P. Daggett	07/11/2017	Follow Up
Denison Acquisition Company, LLC	14	Nathan P. Daggett	Yes	Nathan P. Daggett	06/02/2017	Follow Up
Denison Acquisition Company, LLC	14	Nathan P. Daggett	Yes	Nathan P. Daggett	03/20/2017	Follow Up
Denison Acquisition Company, LLC	14	Nathan P. Daggett	Yes	LIMS - PT	08/24/2017	Sample
Denison Acquisition Company, LLC	14	Nathan P. Daggett	Yes	LIMS - PT	08/24/2017	Sample
Denison Acquisition Company, LLC	14	Nathan P. Daggett	Yes	LIMS - PT	08/24/2017	Sample
Denison Acquisition Company, LLC	14	Nathan P. Daggett	Yes	LIMS - PT	02/21/2017	Sample
Denison Acquisition Company, LLC	14	Nathan P. Daggett	Yes	LIMS - PT	02/21/2017	Sample
Denison Acquisition Company, LLC	14	Nathan P. Daggett	Yes	LIMS - PT	02/21/2017	Sample
Dexter Laundromat, Inc.	92	Michael McBurney	No	Michael McBurney	02/20/2017	Initial Inspection
Dexter Street South Laundry Corp.	92	Travis Costa	No	Travis Costa	08/25/2017	Follow Up
Dialysis Center of Pawtucket	95	Nathan P. Daggett	No	Nathan P. Daggett	01/25/2017	Follow Up
Diene Group LLC	85	Jared Urban	No	Jared Urban	07/19/2017	Initial Inspection
DIP, Inc.	71	Jared Urban	No	Jared Urban	08/08/2017	Follow Up
DJ Providence Co., LLC	85	Brian E. Steere	No	Brian E. Steere	04/27/2017	Follow Up
Domino's Pizza (Dexter Street)	85	Michael McBurney	No	Michael McBurney	10/19/2017	Follow Up
Don's Lunch	71	Brandi-Lyn Colacone	No	Brandi-Lyn Colacone	03/16/2017	Follow Up
Don's Lunch	85	Brandi-Lyn Colacone	No	Brandi-Lyn Colacone	03/16/2017	Initial Inspection
Dooley, LLC	85	Brian E. Steere	No	Brian E. Steere	05/30/2017	Follow Up
Double Dragon	85	Brandi-Lyn Colacone	No	Brandi-Lyn Colacone	03/21/2017	Follow Up
Downtown Pawtucket East	78	Nathan Dean	No	Abigail Bernier	08/25/2017	Industrial Area
Downtown Pawtucket East	78	Nathan Dean	No	Brian E. Steere	08/25/2017	Industrial Area
Downtown Pawtucket West	78	Nathan Dean	No	Abigail Bernier	09/14/2017	Industrial Area
Downtown Pawtucket West	78	Nathan Dean	No	Kyle C. Gannon	09/14/2017	Industrial Area
Dr. Anita N. Vasvani, D.M.D.	94	Anthony Erricola	No	Katelyn Ludemann	05/03/2017	Follow Up
Dufficy Enterprises, Inc.	85	Jared Urban	No	Jared Urban	09/28/2017	Follow Up
Dunkin Donuts - Central Avenue	85	Jared Urban	No	Jared Urban	09/28/2017	Follow Up
Dunkin Donuts - Cumberland	85	Brandi-Lyn Colacone	No	Brandi-Lyn Colacone	09/26/2017	Follow Up
Dunkin Donuts - Taunton Ave.	85	Jared Urban	No	Jared Urban	12/20/2017	Follow Up
Dunkin Donuts-George Washington Highway	85	Michael McBurney	No	Michael McBurney	06/21/2017	Follow Up
Dwaraka Foods LLC	85	Brandi-Lyn Colacone	No	Brandi-Lyn Colacone	09/12/2017	Follow Up
E & T Bella Pasta	85	Jared Urban	No	Jared Urban	02/20/2017	Follow Up
E & T Bella Pasta	85	Jared Urban	No	Jared Urban	01/23/2017	Meeting
East Providence Cinemas	60	Brian E. Steere	No	Brian E. Steere	04/27/2017	Follow Up
Eaton Corporation	11	Anthony Erricola	Yes	Nathan Dean	10/16/2017	Annual
Eaton Corporation	11	Anthony Erricola	Yes	Anthony Erricola	12/13/2017	Follow Up
Eaton Corporation	11	Anthony Erricola	Yes	Katelyn Ludemann	07/12/2017	Follow Up
Eaton Corporation	11	Anthony Erricola	Yes	Katelyn Ludemann	06/01/2017	Follow Up
Eaton Corporation	11	Anthony Erricola	Yes	Katelyn Ludemann	04/05/2017	Follow Up
Eaton Corporation	11	Anthony Erricola	Yes	Katelyn Ludemann	03/27/2017	Follow Up
Eaton Corporation	11	Anthony Erricola	Yes	LIMS - PT	10/24/2017	Sample
Eaton Corporation	11	Anthony Erricola	Yes	LIMS - PT	10/24/2017	Sample
Eaton Corporation	11	Anthony Erricola	Yes	LIMS - PT	10/12/2017	Sample
Echo Septic Services LLC	80	Brandi-Lyn Colacone	No	Brandi-Lyn Colacone	05/23/2017	Follow Up
Ecological Fibers, Inc.	24	Travis Costa	Yes	Travis Costa	01/10/2017	Annual
Ecological Fibers, Inc.	24	Travis Costa	Yes	Travis Costa	12/11/2017	Follow Up
Ecological Fibers, Inc.	24	Travis Costa	Yes	Travis Costa	10/11/2017	Follow Up
Ecological Fibers, Inc.	24	Travis Costa	Yes	Travis Costa	06/07/2017	Follow Up
Ecological Fibers, Inc.	24	Travis Costa	Yes	Travis Costa	04/25/2017	Follow Up
Ecological Fibers, Inc.	24	Travis Costa	Yes	LIMS - PT	11/02/2017	Sample
Ecological Fibers, Inc.	24	Travis Costa	Yes	LIMS - PT	09/12/2017	Sample
Ecological Fibers, Inc.	24	Travis Costa	Yes	LIMS - PT	02/06/2017	Sample
EDC Holding, LLC	85	Michael McBurney	No	Michael McBurney	11/14/2017	Follow Up
El Paisa Restaurant, Inc.	85	Brandi-Lyn Colacone	No	Brandi-Lyn Colacone	09/21/2017	Follow Up
El Salvadoreno Restaurant, Inc.	85	Jared Urban	No	Jared Urban	01/10/2017	Follow Up
Emery Realty Inc./Fountain Street Grille	85	Kyle C. Gannon	No	Kyle C. Gannon	07/25/2017	Follow Up
Emery's Catering Service, Inc.	85	Michael McBurney	No	Michael McBurney	02/20/2017	Follow Up
Enn Inc.	85	Brian E. Steere	No	Brian E. Steere	10/24/2017	Initial Inspection

**Bucklin Point
Inspection History - 2017**

Company Name	Category	Engineer Assigned	Significant	Inspected By	Date	Inspected Type
Enterprise Rent-A-Car of R.I. (Broadway)	37	Nathan P. Daggett	No	Nathan P. Daggett	11/15/2017	Follow Up
Enterprise Rent-A-Car of R.I. (Broadway)	37	Nathan P. Daggett	No	Nathan P. Daggett	05/18/2017	Follow Up
Everybody's Favorite Family Restaurant	85	Kyle C. Gannon	No	Kyle C. Gannon	02/20/2017	Follow Up
Extreme Clean Laundry, Inc.	92	Brian E. Steere	No	Brian E. Steere	04/26/2017	Follow Up
Farm Fresh RI	85	Brandi-Lyn Colacone	No	Brandi-Lyn Colacone	08/22/2017	Initial Inspection
FGX International	59	Anthony Erricola	No	Anthony Erricola	12/20/2017	Follow Up
FGX International	59	Anthony Erricola	No	Katelyn Ludemann	06/06/2017	Follow Up
Finest Seafood Market & Grille	74	Travis Costa	No	Travis Costa	10/05/2017	Initial Inspection
Finlay Extracts & Ingredients USA, Inc.	34	Travis Costa	No	Travis Costa	12/04/2017	Follow Up
Finlay Extracts & Ingredients USA, Inc.	34	Travis Costa	No	Travis Costa	09/15/2017	Follow Up
Finlay Extracts & Ingredients USA, Inc.	34	Travis Costa	No	Travis Costa	06/05/2017	Follow Up
Finlay Extracts & Ingredients USA, Inc.	34	Travis Costa	No	LIMS - PT	10/03/2017	Sample
Finlay Extracts & Ingredients USA, Inc.	34	Travis Costa	No	LIMS - PT	06/13/2017	Sample
Finlay Extracts & Ingredients USA, Inc.	34	Travis Costa	No	LIMS - PT	06/13/2017	Sample
First Choice Coffee Services	89	Jared Urban	No	Jared Urban	12/21/2017	Follow Up
First Choice Coffee Services	89	Jared Urban	No	Jared Urban	01/04/2017	Follow Up
Fitness International LLC	89	Jared Urban	No	Jared Urban	04/26/2017	Follow Up
Flor Di Brava	81	Kyle C. Gannon	No	Kyle C. Gannon	07/27/2017	Follow Up
Foolproof Brewing Co., LLC	89	Kyle C. Gannon	No	Kyle C. Gannon	06/27/2017	Follow Up
Foolproof Brewing Co., LLC	89	Kyle C. Gannon	No	Kyle C. Gannon	03/23/2017	Follow Up
Fortune House	85	Jared Urban	No	Jared Urban	02/28/2017	Follow Up
Fortune House	85	Jared Urban	No	Jared Urban	01/24/2017	Follow Up
Fortune Metals, Inc. of Rhode Island	60	Nathan P. Daggett	No	Brian E. Steere	08/29/2017	Follow Up
Francesca's Restaurant, Inc.	85	Jared Urban	No	Jared Urban	11/27/2017	Initial Inspection
Frank Lizotte's Glass Co., Inc.	42	Anthony Erricola	No	Anthony Erricola	12/18/2017	Follow Up
Frank Lizotte's Glass Co., Inc.	42	Anthony Erricola	No	Katelyn Ludemann	06/05/2017	Follow Up
Frank's Auto	60	Jared Urban	No	Jared Urban	05/04/2017	Follow Up
Frank's Auto	60	Jared Urban	No	Jared Urban	02/23/2017	Initial Inspection
Freeway Laundry II	92	Travis Costa	No	Travis Costa	03/08/2017	Follow Up
Freeway Laundry IV	92	Nathan P. Daggett	No	Nathan P. Daggett	01/05/2017	Follow Up
Friendly's - Newport Avenue	71	Brian E. Steere	No	Brian E. Steere	03/10/2017	Follow Up
Froyo World Lincoln	85	Brandi-Lyn Colacone	No	Brandi-Lyn Colacone	08/18/2017	Follow Up
Fuel Restaurant	74	Michael McBurney	No	Michael McBurney	02/20/2017	Initial Inspection
Fujifilm Electronic Materials USA, Inc.	59	Anthony Erricola	No	Katelyn Ludemann	06/01/2017	Follow Up
Fuller Packaging, Inc.	52	Brian E. Steere	No	Brian E. Steere	12/27/2017	Follow Up
Fuller Packaging, Inc.	52	Brian E. Steere	No	Brian E. Steere	06/14/2017	Follow Up
G.B. Donuts of RI Inc.	85	Travis Costa	No	Travis Costa	05/04/2017	Follow Up
G.B. Donuts of RI Inc.	85	Michael McBurney	No	Michael McBurney	06/21/2017	Follow Up
Galito Restaurant	71	Michael McBurney	No	Michael McBurney	03/07/2017	Follow Up
Galito's Restaurant	85	Michael McBurney	No	Michael McBurney	03/07/2017	Initial Inspection
Galway Bay	85	Jared Urban	No	Jared Urban	04/14/2017	Follow Up
Garden Grille	85	Michael McBurney	No	Michael McBurney	07/19/2017	Follow Up
Garfield Social Club	85	Michael McBurney	No	Michael McBurney	02/20/2017	Follow Up
Garrity Pub & Restaurant	85	Brian E. Steere	No	Brian E. Steere	02/13/2017	Follow Up
General Cable Industries, LLC	27	Anthony Erricola	Yes	Katelyn Ludemann	02/23/2017	Annual
General Cable Industries, LLC	27	Anthony Erricola	Yes	Anthony Erricola	12/01/2017	Follow Up
General Cable Industries, LLC	27	Anthony Erricola	Yes	Katelyn Ludemann	07/11/2017	Follow Up
General Cable Industries, LLC	27	Anthony Erricola	Yes	Katelyn Ludemann	05/31/2017	Follow Up
General Cable Industries, LLC	27	Anthony Erricola	Yes	LIMS - PT	07/31/2017	Sample
General Cable Industries, LLC	27	Anthony Erricola	Yes	LIMS - PT	07/31/2017	Sample
General Cable Industries, LLC	27	Anthony Erricola	Yes	LIMS - PT	01/25/2017	Sample
Geneva Apartments, LP	86	Jared Urban	No	Jared Urban	12/22/2017	Follow Up
Georgia's Restaurant Ltd.	85	Brandi-Lyn Colacone	No	Brandi-Lyn Colacone	07/05/2017	Follow Up
Gerard A. Belhumeur, DDS	94	Travis Costa	No	Travis Costa	02/23/2017	Follow Up
Godfrey & Wing, Inc.	27	Travis Costa	Yes	Travis Costa	11/21/2017	Annual
Godfrey & Wing, Inc.	27	Travis Costa	Yes	Travis Costa	10/31/2017	Follow Up
Godfrey & Wing, Inc.	27	Travis Costa	Yes	Travis Costa	05/30/2017	Follow Up
Godfrey & Wing, Inc.	27	Travis Costa	Yes	Travis Costa	04/10/2017	Follow Up
Godfrey & Wing, Inc.	27	Travis Costa	Yes	LIMS - PT	10/24/2017	Sample
Godfrey & Wing, Inc.	27	Travis Costa	Yes	LIMS - PT	05/09/2017	Sample
Godfrey & Wing, Inc.	27	Travis Costa	Yes	LIMS - PT	05/09/2017	Sample
Golden Palace	85	Brandi-Lyn Colacone	No	Brandi-Lyn Colacone	01/12/2017	Follow Up
Great Taste	85	Brian E. Steere	No	Brian E. Steere	07/24/2017	Follow Up
Greystone of Lincoln, Inc.	42	Anthony Erricola	No	Anthony Erricola	12/01/2017	Follow Up
Greystone of Lincoln, Inc.	42	Anthony Erricola	No	Katelyn Ludemann	05/31/2017	Follow Up
Grieco Toyota	74	Jared Urban	No	Jared Urban	03/16/2017	Initial Inspection
Gripnail Corporation	42	Brian E. Steere	No	Brian E. Steere	12/19/2017	Follow Up

**Bucklin Point
Inspection History - 2017**

Company Name	Category	Engineer Assigned	Significant	Inspected By	Date	Inspected Type
Gripnail Corporation	42	Brian E. Steere	No	Brian E. Steere	06/29/2017	Follow Up
Gripnail Corporation	42	Brian E. Steere	No	Brian E. Steere	04/07/2017	Follow Up
Guatemex Bakery	71	Jared Urban	No	Jared Urban	04/28/2017	Follow Up
Harris Industries, Inc.	42	Travis Costa	No	Travis Costa	12/06/2017	Follow Up
Harris Industries, Inc.	42	Travis Costa	No	Travis Costa	07/18/2017	Follow Up
Harris Industries, Inc.	42	Travis Costa	No	Travis Costa	05/26/2017	Follow Up
Harris Industries, Inc.	42	Travis Costa	No	Travis Costa	03/08/2017	Follow Up
Harry's Bar and Burger	74	Brian E. Steere	No	Brian E. Steere	07/27/2017	Initial Inspection
Hartley's Pork Pies	81	Brian E. Steere	No	Brian E. Steere	08/02/2017	Follow Up
Hasbro, Inc.	27	Travis Costa	No	Travis Costa	12/11/2017	Follow Up
Hasbro, Inc.	27	Travis Costa	No	Travis Costa	06/08/2017	Follow Up
Hasbro, Inc. - Executive Offices	86	Travis Costa	No	Travis Costa	07/27/2017	Follow Up
Hibachi Grill Supreme Buffet Inc.	85	Brandi-Lyn Colacone	No	Brandi-Lyn Colacone	01/19/2017	Follow Up
Highland Corporate Drive	78	Nathan Dean	No	Brandi-Lyn Colacone	10/19/2017	Industrial Area
Highland Corporate Drive	78	Nathan Dean	No	Nathan P. Daggett	10/19/2017	Industrial Area
Highland Dental Group, Inc.	94	Kyle C. Gannon	No	Kyle C. Gannon	05/23/2017	Follow Up
Highridge Swim & Tennis Club	89	Jared Urban	No	Kerry M. Britt	09/12/2017	Follow Up
Highridge Swim & Tennis Club	89	Jared Urban	No	Jared Urban	07/19/2017	Follow Up
Hindley Manufacturing Company	21	Travis Costa	No	Travis Costa	11/29/2017	Follow Up
Hindley Manufacturing Company	21	Travis Costa	No	Travis Costa	05/30/2017	Follow Up
Hindley Manufacturing Company	21	Travis Costa	No	Travis Costa	05/04/2017	Follow Up
Hindley Manufacturing Company	21	Travis Costa	No	Travis Costa	02/21/2017	Follow Up
HM Vincent, DMD, LLC	94	Travis Costa	No	Travis Costa	01/19/2017	Follow Up
Hope Buffinton Packaging Group, LLC	59	Brandi-Lyn Colacone	No	Brandi-Lyn Colacone	12/07/2017	Follow Up
Hope Buffinton Packaging Group, LLC	59	Brandi-Lyn Colacone	No	Brandi-Lyn Colacone	06/12/2017	Follow Up
Hope Global	23	Travis Costa	No	Travis Costa	12/04/2017	Follow Up
Hope Global	23	Travis Costa	No	Travis Costa	07/25/2017	Follow Up
Hope Global	23	Travis Costa	No	Travis Costa	06/06/2017	Follow Up
Hope Global	23	Travis Costa	No	Travis Costa	02/13/2017	Follow Up
Hord Crystal Corporation	11	Travis Costa	Yes	Travis Costa	09/13/2017	Annual
Hord Crystal Corporation	11	Travis Costa	Yes	Travis Costa	12/11/2017	Follow Up
Hord Crystal Corporation	11	Travis Costa	Yes	Travis Costa	06/07/2017	Follow Up
Hord Crystal Corporation	11	Travis Costa	Yes	Travis Costa	05/12/2017	Follow Up
Hord Crystal Corporation	11	Travis Costa	Yes	Travis Costa	02/23/2017	Follow Up
Hord Crystal Corporation	11	Travis Costa	Yes	LIMS - PT	10/18/2017	Sample
Hord Crystal Corporation	11	Travis Costa	Yes	LIMS - PT	03/08/2017	Sample
Hot Spot LLC	85	Brandi-Lyn Colacone	No	Brandi-Lyn Colacone	01/12/2017	Follow Up
House of Pizza	85	Jared Urban	No	Jared Urban	09/28/2017	Follow Up
Howley Bread Group	85	Brian E. Steere	No	Brian E. Steere	02/24/2017	Follow Up
HP Services, Inc.	11	Travis Costa	Yes	Travis Costa	08/31/2017	Annual
HP Services, Inc.	11	Travis Costa	Yes	Travis Costa	11/29/2017	Follow Up
HP Services, Inc.	11	Travis Costa	Yes	Travis Costa	10/19/2017	Follow Up
HP Services, Inc.	11	Travis Costa	Yes	Travis Costa	08/09/2017	Follow Up
HP Services, Inc.	11	Travis Costa	Yes	Travis Costa	06/05/2017	Follow Up
HP Services, Inc.	11	Travis Costa	Yes	Travis Costa	04/20/2017	Follow Up
HP Services, Inc.	11	Travis Costa	Yes	LIMS - PT	10/03/2017	Sample
HP Services, Inc.	11	Travis Costa	Yes	LIMS - PT	04/20/2017	Sample
Hydro Dulce	85	Michael McBurney	No	Michael McBurney	10/23/2017	Follow Up
Impact Custom Apparel, LLC	99	Travis Costa	No	Travis Costa	01/30/2017	Follow Up
Imperial Packaging Corporation	71	Anthony Erricola	No	Katelyn Ludemann	08/17/2017	Follow Up
Imperial Packaging Corporation	71	Anthony Erricola	No	Katelyn Ludemann	05/26/2017	Follow Up
InCytu, Incorporated	71	Nathan P. Daggett	No	Nathan P. Daggett	05/04/2017	Follow Up
InCytu, Incorporated	71	Nathan P. Daggett	No	Nathan P. Daggett	01/19/2017	Follow Up
Industrial Container Services - RI, LLC	44	Kyle C. Gannon	No	Kyle C. Gannon	12/19/2017	Follow Up
Industrial Container Services - RI, LLC	44	Kyle C. Gannon	No	Kyle C. Gannon	06/19/2017	Follow Up
InMusic	60	Brandi-Lyn Colacone	No	Brandi-Lyn Colacone	10/19/2017	Initial Inspection
International Market Cafe'	71	Travis Costa	No	Travis Costa	03/28/2017	Follow Up
International Market Cafe'	71	Travis Costa	No	Travis Costa	01/23/2017	Follow Up
International Meat Market	81	Travis Costa	No	Travis Costa	03/28/2017	Follow Up
International Packaging Corp.	53	Anthony Erricola	No	Anthony Erricola	12/15/2017	Follow Up
International Packaging Corp.	53	Anthony Erricola	No	Katelyn Ludemann	06/19/2017	Follow Up
Interplex Engineered Products, Inc.	11	Abigail Bernier	Yes	Abigail Bernier	05/03/2017	Annual
Interplex Engineered Products, Inc.	11	Abigail Bernier	Yes	Abigail Bernier	12/18/2017	Follow Up
Interplex Engineered Products, Inc.	11	Abigail Bernier	Yes	Abigail Bernier	05/25/2017	Follow Up
Interplex Engineered Products, Inc.	11	Abigail Bernier	Yes	Abigail Bernier	02/21/2017	Follow Up
Interplex Engineered Products, Inc.	11	Abigail Bernier	Yes	LIMS - PT	11/20/2017	Sample
Interplex Engineered Products, Inc.	11	Abigail Bernier	Yes	LIMS - PT	11/20/2017	Sample

**Bucklin Point
Inspection History - 2017**

Company Name	Category	Engineer Assigned	Significant	Inspected By	Date	Inspected Type
Interplex Engineered Products, Inc.	11	Abigail Bernier	Yes	LIMS - PT	03/16/2017	Sample
Interplex Engineered Products, Inc.	11	Abigail Bernier	Yes	LIMS - PT	03/16/2017	Sample
Investment Donuts	71	Brandi-Lyn Colacone	No	Brandi-Lyn Colacone	01/25/2017	Initial Inspection
Isle Brewers Guild	34	Kyle C. Gannon	Yes	Kyle C. Gannon	12/21/2017	Annual
Isle Brewers Guild	34	Kyle C. Gannon	Yes	Kyle C. Gannon	06/26/2017	Follow Up
Isle Brewers Guild	34	Kyle C. Gannon	Yes	Kyle C. Gannon	06/21/2017	Follow Up
Isle Brewers Guild	34	Kyle C. Gannon	Yes	Kyle C. Gannon	01/10/2017	Follow Up
Isle Brewers Guild	34	Kyle C. Gannon	Yes	LIMS - PT	11/29/2017	Sample
Isle Brewers Guild	34	Kyle C. Gannon	Yes	LIMS - PT	04/20/2017	Sample
Isle Brewers Guild	34	Kyle C. Gannon	Yes	LIMS - PT	04/20/2017	Sample
ITM, Inc.	71	Abigail Bernier	No	Abigail Bernier	02/20/2017	Follow Up
J and K Restaurant	85	Brandi-Lyn Colacone	No	Brandi-Lyn Colacone	11/09/2017	Follow Up
J and K Restaurant	85	Brandi-Lyn Colacone	No	Brandi-Lyn Colacone	04/14/2017	Follow Up
J&M Diamond Tool, Inc.	44	Anthony Erricola	No	Anthony Erricola	12/13/2017	Follow Up
J&M Diamond Tool, Inc.	44	Anthony Erricola	No	Katelyn Ludemann	05/26/2017	Follow Up
J.D. Laundromat	92	Kyle C. Gannon	No	Kyle C. Gannon	04/26/2017	Follow Up
J.I.F. Investment Co., Inc.	97	Brandi-Lyn Colacone	No	Brandi-Lyn Colacone	06/29/2017	Follow Up
Jan Co. Central	85	Brandi-Lyn Colacone	No	Brandi-Lyn Colacone	04/20/2017	Follow Up
Jan Co. Central, Inc.	85	Brandi-Lyn Colacone	No	Brandi-Lyn Colacone	05/09/2017	Follow Up
Jan Co., Inc.	85	Brandi-Lyn Colacone	No	Brandi-Lyn Colacone	12/27/2017	Follow Up
Jeanne Jugan Residence	86	Michael McBurney	No	Michael McBurney	07/05/2017	Follow Up
Jerry's Friendly Tap LLC	85	Jared Urban	No	Jared Urban	07/19/2017	Follow Up
JH Davis, LLC.	42	Nathan P. Daggett	No	Nathan P. Daggett	11/27/2017	Follow Up
JH Davis, LLC.	42	Nathan P. Daggett	No	Nathan P. Daggett	05/31/2017	Follow Up
Jin Hua Chinese Restaurant, Inc.	85	Kyle C. Gannon	No	Kyle C. Gannon	03/28/2017	Follow Up
Jin Hua Chinese Restaurant, Inc.	85	Kyle C. Gannon	No	Kyle C. Gannon	02/27/2017	Follow Up
JJ and Son	71	Brandi-Lyn Colacone	No	Brandi-Lyn Colacone	11/14/2017	Follow Up
JKM Enterprises, LLC	92	Brandi-Lyn Colacone	No	Brandi-Lyn Colacone	03/03/2017	Follow Up
John H. Collins & Sons Company	27	Nathan P. Daggett	Yes	Nathan P. Daggett	02/23/2017	Annual
John H. Collins & Sons Company	27	Nathan P. Daggett	Yes	Nathan P. Daggett	11/27/2017	Follow Up
John H. Collins & Sons Company	27	Nathan P. Daggett	Yes	Nathan P. Daggett	07/06/2017	Follow Up
John H. Collins & Sons Company	27	Nathan P. Daggett	Yes	Nathan P. Daggett	05/31/2017	Follow Up
John H. Collins & Sons Company	27	Nathan P. Daggett	Yes	LIMS - PT	10/18/2017	Sample
John H. Collins & Sons Company	27	Nathan P. Daggett	Yes	LIMS - PT	10/18/2017	Sample
John H. Collins & Sons Company	27	Nathan P. Daggett	Yes	LIMS - PT	02/28/2017	Sample
John H. Collins & Sons Company	27	Nathan P. Daggett	Yes	LIMS - PT	02/28/2017	Sample
John O. Eastman, D.D.S. Inc.	94	Jared Urban	No	Jared Urban	05/04/2017	Follow Up
Johnston Donuts, Inc.	85	Michael McBurney	No	Michael McBurney	08/29/2017	Follow Up
J's Deli	85	Michael McBurney	No	Michael McBurney	08/29/2017	Follow Up
K & A El Masri- Ronzio Pizza	85	Michael McBurney	No	Michael McBurney	08/29/2017	Follow Up
K&W Webbing Company	23	Nathan P. Daggett	No	Nathan P. Daggett	11/27/2017	Follow Up
K&W Webbing Company	23	Nathan P. Daggett	No	Nathan P. Daggett	05/30/2017	Follow Up
KD Coney	71	Brandi-Lyn Colacone	No	Brandi-Lyn Colacone	01/25/2017	Follow Up
Keefe Funeral Home, Inc.	96	Michael McBurney	No	Michael McBurney	01/12/2017	Follow Up
Kenneth Castellucci & Associates, Inc.	42	Nathan P. Daggett	No	Nathan P. Daggett	12/06/2017	Follow Up
Kenneth Castellucci & Associates, Inc.	42	Nathan P. Daggett	No	Nathan P. Daggett	06/02/2017	Follow Up
Key Container Corporation	24	Brian E. Steere	No	Brian E. Steere	12/19/2017	Follow Up
Key Container Corporation	24	Brian E. Steere	No	Brian E. Steere	06/16/2017	Follow Up
Kim & Gary's Ice Cream Machine	85	Michael McBurney	No	Michael McBurney	08/29/2017	Follow Up
Kitchen & Counter Top Center of N.E.	42	Brian E. Steere	No	Brian E. Steere	12/20/2017	Follow Up
Kitchen & Counter Top Center of N.E.	42	Brian E. Steere	No	Brian E. Steere	10/16/2017	Follow Up
Kitchen & Counter Top Center of N.E.	42	Brian E. Steere	No	Brian E. Steere	07/24/2017	Follow Up
Kiwi Burst Yogurt Shop	85	Travis Costa	No	Travis Costa	04/12/2017	Follow Up
KMN LLC	85	Jared Urban	No	Jared Urban	09/18/2017	Follow Up
KMN, LLC	71	Jared Urban	No	Jared Urban	05/26/2017	Follow Up
L&B Foods, Inc.	81	Anthony Erricola	No	Katelyn Ludemann	01/30/2017	Follow Up
La Casona Restaurant	85	Brian E. Steere	No	Brian E. Steere	08/29/2017	Follow Up
La Palencianita Bakery-Food LLC	85	Jared Urban	No	Jared Urban	11/16/2017	Follow Up
La Palencianita Bakery-Food LLC	85	Jared Urban	No	Jared Urban	08/03/2017	Initial Inspection
La Sopressa	74	Brian E. Steere	No	Brian E. Steere	09/19/2017	Follow Up
Land Works LLC	80	Michael McBurney	No	Michael McBurney	04/19/2017	Initial Inspection
Lane Foods, Inc.	85	Brandi-Lyn Colacone	No	Brandi-Lyn Colacone	10/13/2017	Follow Up
Langley's Laundromat	92	Kyle C. Gannon	No	Kyle C. Gannon	04/24/2017	Follow Up
Laundromax	92	Jared Urban	No	Jared Urban	09/18/2017	Follow Up
Leedon Webbing Co., Inc.	44	Kyle C. Gannon	No	Kyle C. Gannon	12/18/2017	Follow Up
Leedon Webbing Co., Inc.	44	Kyle C. Gannon	No	Kyle C. Gannon	06/09/2017	Follow Up
Len's Hot Dog Haven	85	Kyle C. Gannon	No	Kyle C. Gannon	03/20/2017	Follow Up

**Bucklin Point
Inspection History - 2017**

Company Name	Category	Engineer Assigned	Significant	Inspected By	Date	Inspected Type
Lil & Gene's Restaurant	74	Kyle C. Gannon	No	Kyle C. Gannon	01/31/2017	Meeting
Lincoln Animal Hospital	94	Kyle C. Gannon	No	Kyle C. Gannon	05/23/2017	Follow Up
Lincoln Fine Ingredients	22	Nathan P. Daggett	Yes	Nathan P. Daggett	03/21/2017	Annual
Lincoln Fine Ingredients	22	Nathan P. Daggett	Yes	Nathan P. Daggett	02/22/2017	Follow Up
Lincoln Fine Ingredients	22	Nathan P. Daggett	Yes	LIMS - PT	03/07/2017	Sample
Lincoln Fine Ingredients	22	Nathan P. Daggett	Yes	LIMS - PT	03/07/2017	Sample
Lincoln Fine Ingredients	22	Nathan P. Daggett	Yes	LIMS - PT	02/22/2017	Sample
Lincoln Fine Ingredients	22	Nathan P. Daggett	Yes	LIMS - PT	02/22/2017	Sample
Lincoln Laundromat	92	Michael McBurney	No	Michael McBurney	07/25/2017	Follow Up
Lincoln Senior Center	86	Kyle C. Gannon	No	Kyle C. Gannon	05/24/2017	Follow Up
Lindbergh Auto Body, Inc.	97	Brandi-Lyn Colacone	No	Brandi-Lyn Colacone	11/30/2017	Follow Up
Lindsay Ciombor Brislin, DMD	94	Anthony Erricola	No	Katelyn Ludemann	04/10/2017	Follow Up
Liquid Blue	23	Kyle C. Gannon	Yes	Kyle C. Gannon	05/23/2017	Annual
Liquid Blue	23	Kyle C. Gannon	Yes	Kyle C. Gannon	11/20/2017	Follow Up
Liquid Blue	23	Kyle C. Gannon	Yes	Kyle C. Gannon	06/19/2017	Follow Up
Liquid Blue	23	Kyle C. Gannon	Yes	Kyle C. Gannon	04/18/2017	Follow Up
Liquid Blue	23	Kyle C. Gannon	Yes	LIMS - PT	08/24/2017	Sample
Liquid Blue	23	Kyle C. Gannon	Yes	LIMS - PT	08/24/2017	Sample
Liquid Blue	23	Kyle C. Gannon	Yes	LIMS - PT	03/13/2017	Sample
Liquid Blue	23	Kyle C. Gannon	Yes	LIMS - PT	03/13/2017	Sample
LLeras Grille LLC	71	Brian E. Steere	No	Brian E. Steere	01/10/2017	Follow Up
LMP Enterprises	85	Brandi-Lyn Colacone	No	Brandi-Lyn Colacone	08/18/2017	Follow Up
Lonsdale Donuts	85	Jared Urban	No	Jared Urban	05/25/2017	Follow Up
Lonsdale Super Wash	92	Brian E. Steere	No	Brian E. Steere	05/30/2017	Follow Up
LRA Restaurants Inc.	85	Jared Urban	No	Jared Urban	08/31/2017	Follow Up
Lucky Chen	85	Jared Urban	No	Jared Urban	09/18/2017	Follow Up
Lucky Chen Corp 2	85	Jared Urban	No	Jared Urban	09/18/2017	Follow Up
Lucky Chen Corp 2	85	Jared Urban	No	Brian E. Steere	01/27/2017	Meeting
Lucky Laundry	92	Travis Costa	No	Travis Costa	09/13/2017	Follow Up
Lucky Laundry	92	Travis Costa	No	Travis Costa	02/23/2017	Follow Up
Luxury Dry Cleaners	92	Brandi-Lyn Colacone	No	Brandi-Lyn Colacone	02/21/2017	Follow Up
Lydia A. Klufas, DDS	94	Travis Costa	No	Travis Costa	05/11/2017	Follow Up
M & M NY System	85	Jared Urban	No	Jared Urban	02/14/2017	Follow Up
Main Street Market, Inc.	82	Michael McBurney	No	Michael McBurney	07/05/2017	Follow Up
Manville Cleaning Center	92	Jared Urban	No	Jared Urban	07/19/2017	Follow Up
Maplehurst Diner	74	Kyle C. Gannon	No	Kyle C. Gannon	08/08/2017	Follow Up
Maplehurst Diner	74	Kyle C. Gannon	No	Kyle C. Gannon	05/23/2017	Initial Inspection
Maroon Group, LLC.	22	Nathan P. Daggett	Yes	Nathan P. Daggett	11/29/2017	Annual
Maroon Group, LLC.	22	Nathan P. Daggett	Yes	Nathan P. Daggett	07/13/2017	Follow Up
Maroon Group, LLC.	22	Nathan P. Daggett	Yes	Nathan P. Daggett	06/07/2017	Initial Inspection
Maroon Group, LLC.	22	Nathan P. Daggett	Yes	LIMS - PT	10/20/2017	Sample
Maroon Group, LLC.	22	Nathan P. Daggett	Yes	LIMS - PT	10/20/2017	Sample
Maroon Group, LLC.	22	Nathan P. Daggett	Yes	LIMS - PT	04/25/2017	Sample
Maroon Group, LLC.	22	Nathan P. Daggett	Yes	LIMS - PT	04/25/2017	Sample
Marotta Food Corporation	82	Michael McBurney	No	Michael McBurney	10/19/2017	Follow Up
Masbro Polishing Company, Inc.	42	Travis Costa	No	Travis Costa	11/30/2017	Follow Up
Masbro Polishing Company, Inc.	42	Travis Costa	No	Travis Costa	06/01/2017	Follow Up
Masbro Polishing Company, Inc.	42	Travis Costa	No	Travis Costa	01/31/2017	Follow Up
Materion Technical Materials, Inc.	11	Nathan P. Daggett	Yes	Nathan P. Daggett	08/22/2017	Annual
Materion Technical Materials, Inc.	11	Nathan P. Daggett	Yes	Nathan P. Daggett	12/01/2017	Follow Up
Materion Technical Materials, Inc.	11	Nathan P. Daggett	Yes	Nathan P. Daggett	07/11/2017	Follow Up
Materion Technical Materials, Inc.	11	Nathan P. Daggett	Yes	Nathan P. Daggett	06/14/2017	Follow Up
Materion Technical Materials, Inc.	11	Nathan P. Daggett	Yes	Nathan P. Daggett	03/02/2017	Follow Up
Materion Technical Materials, Inc.	11	Nathan P. Daggett	Yes	LIMS - PT	10/17/2017	Sample
Materion Technical Materials, Inc.	11	Nathan P. Daggett	Yes	LIMS - PT	05/02/2017	Sample
Materion Technical Materials, Inc.	11	Nathan P. Daggett	Yes	LIMS - PT	05/02/2017	Sample
Materion Technical Materials, Inc.	11	Nathan P. Daggett	Yes	LIMS - PT	01/25/2017	Sample
Materion Technical Materials, Inc.	11	Nathan P. Daggett	Yes	LIMS - PT	01/25/2017	Sample
Matos Bakery	81	Kyle C. Gannon	No	Kyle C. Gannon	07/18/2017	Follow Up
MDB-T LLC	97	Kyle C. Gannon	No	Kyle C. Gannon	10/17/2017	Initial Inspection
Meeting Street Mill Complex	78	Nathan Dean	No	Abigail Bernier	02/20/2017	Industrial Area
Meeting Street Mill Complex	78	Nathan Dean	No	Kyle C. Gannon	02/20/2017	Industrial Area
Memorial Hospital of RI	90	Anthony Erricola	No	Kerry M. Britt	11/08/2017	Meeting
Michael Healy Designs, Inc.	41	Travis Costa	No	Travis Costa	12/06/2017	Follow Up
Michael Healy Designs, Inc.	41	Travis Costa	No	Travis Costa	08/28/2017	Follow Up
Michael Healy Designs, Inc.	41	Travis Costa	No	Travis Costa	06/05/2017	Follow Up
Michael Healy Designs, Inc.	41	Travis Costa	No	Travis Costa	04/12/2017	Follow Up

**Bucklin Point
Inspection History - 2017**

Company Name	Category	Engineer Assigned	Significant	Inspected By	Date	Inspected Type
Michael's Meats	81	Michael McBurney	No	Michael McBurney	08/29/2017	Follow Up
Mineral Enterprises Inc.	85	Jared Urban	No	Jared Urban	09/18/2017	Follow Up
Ming Garden, Inc.	85	Brandi-Lyn Colacone	No	Brandi-Lyn Colacone	04/04/2017	Follow Up
Mirror Image	99	Anthony Erricola	No	Katelyn Ludemann	02/20/2017	Follow Up
MLS Screw Machine Corp.	60	Brian E. Steere	No	Nathan P. Daggett	04/05/2017	Follow Up
Modern Diner	85	Brandi-Lyn Colacone	No	Brandi-Lyn Colacone	07/26/2017	Follow Up
Montecristo Restaurant	85	Jared Urban	No	Jared Urban	11/16/2017	Follow Up
Moon Star Chinese Restaurant	85	Brandi-Lyn Colacone	No	Brandi-Lyn Colacone	08/08/2017	Follow Up
Moshassuck Valley Industrial Hwy	78	Nathan Dean	No	Brian E. Steere	08/28/2017	Industrial Area
Motown Pizza, LLC	85	Jared Urban	No	Jared Urban	05/22/2017	Follow Up
Mr. USA Cleaners	92	Travis Costa	No	Travis Costa	08/02/2017	Follow Up
Mr. USA Cleaners	92	Travis Costa	No	Travis Costa	01/23/2017	Follow Up
Multi-Wall Packaging a Division of ITW	42	Travis Costa	No	Travis Costa	11/28/2017	Follow Up
Multi-Wall Packaging a Division of ITW	42	Travis Costa	No	Travis Costa	10/31/2017	Follow Up
Multi-Wall Packaging a Division of ITW	42	Travis Costa	No	Travis Costa	05/30/2017	Follow Up
Murdock Webbing Co., Inc.	23	Kyle C. Gannon	Yes	Kyle C. Gannon	09/19/2017	Annual
Murdock Webbing Co., Inc.	23	Kyle C. Gannon	Yes	Kyle C. Gannon	12/18/2017	Follow Up
Murdock Webbing Co., Inc.	23	Kyle C. Gannon	Yes	Kyle C. Gannon	06/09/2017	Follow Up
Murdock Webbing Co., Inc.	23	Kyle C. Gannon	Yes	Kyle C. Gannon	04/13/2017	Follow Up
Murdock Webbing Co., Inc.	23	Kyle C. Gannon	Yes	LIMS - PT	08/10/2017	Sample
Murdock Webbing Co., Inc.	23	Kyle C. Gannon	Yes	LIMS - PT	08/10/2017	Sample
Murdock Webbing Co., Inc.	23	Kyle C. Gannon	Yes	LIMS - PT	02/02/2017	Sample
Murdock Webbing Co., Inc.	23	Kyle C. Gannon	Yes	LIMS - PT	02/02/2017	Sample
My Daddy's Pizza	85	Jared Urban	No	Jared Urban	07/13/2017	Follow Up
My Daddy's Pizza	85	Jared Urban	No	Jared Urban	02/20/2017	Follow Up
Neptco, Inc.	44	Anthony Erricola	No	Anthony Erricola	12/13/2017	Follow Up
Neptco, Inc.	44	Anthony Erricola	No	Katelyn Ludemann	06/19/2017	Follow Up
Neurotech Pharmaceuticals, Inc.	95	Nathan P. Daggett	No	Nathan P. Daggett	01/13/2017	Follow Up
New England Catering Service, LLC	85	Brian E. Steere	No	Brian E. Steere	11/20/2017	Follow Up
New England Linen Supply, Inc.	25	Nathan P. Daggett	Yes	Nathan P. Daggett	12/05/2017	Annual
New England Linen Supply, Inc.	25	Nathan P. Daggett	Yes	Nathan P. Daggett	07/06/2017	Follow Up
New England Linen Supply, Inc.	25	Nathan P. Daggett	Yes	Nathan P. Daggett	05/31/2017	Follow Up
New England Linen Supply, Inc.	25	Nathan P. Daggett	Yes	Nathan P. Daggett	02/23/2017	Follow Up
New England Linen Supply, Inc.	25	Nathan P. Daggett	Yes	LIMS - PT	11/20/2017	Sample
New England Linen Supply, Inc.	25	Nathan P. Daggett	Yes	LIMS - PT	02/28/2017	Sample
New England Linen Supply, Inc.	25	Nathan P. Daggett	Yes	LIMS - PT	02/28/2017	Sample
New England Linen Supply, Inc.	25	Nathan P. Daggett	Yes	LIMS - PT	02/28/2017	Sample
NEW ENGLAND PAINT MFG. CO.	71	Travis Costa	No	Brian E. Steere	08/31/2017	Follow Up
New England Way	78	Nathan Dean	No	Brian E. Steere	08/11/2017	Industrial Area
New England Way	78	Nathan Dean	No	Nathan P. Daggett	08/11/2017	Industrial Area
New England Way	78	Nathan Dean	No	Brian E. Steere	04/07/2017	Industrial Area
New England Way	78	Nathan Dean	No	Nathan P. Daggett	04/07/2017	Industrial Area
New Hong Kong	85	Brandi-Lyn Colacone	No	Brandi-Lyn Colacone	03/03/2017	Follow Up
Newman Avenue	78	Nathan Dean	No	Kyle C. Gannon	02/02/2017	Industrial Area
Newman Avenue	78	Nathan Dean	No	Nathan P. Daggett	02/02/2017	Industrial Area
Newport 223 Donuts, Inc.	85	Kyle C. Gannon	No	Kyle C. Gannon	02/21/2017	Follow Up
Newport Ave Donut-81 Newport	85	Kyle C. Gannon	No	Kyle C. Gannon	02/21/2017	Follow Up
Newport Cedar Donuts, Inc.	85	Kyle C. Gannon	No	Kyle C. Gannon	04/24/2017	Follow Up
North American Salt & Fresh Fish Corp.	81	Michael McBurney	No	Michael McBurney	07/24/2017	Follow Up
North Smithfield Laser Tag and Arcade	85	Michael McBurney	No	Michael McBurney	02/20/2017	Follow Up
North Smithfield Laser Tag and Arcade	85	Michael McBurney	No	Michael McBurney	01/12/2017	Initial Inspection
Northeast Knitting, Inc.	23	Brian E. Steere	No	Brian E. Steere	12/19/2017	Follow Up
Northeast Knitting, Inc.	23	Brian E. Steere	No	Brian E. Steere	06/16/2017	Follow Up
Northern East Providence	78	Nathan Dean	No	Abigail Bernier	03/16/2017	Industrial Area
Northern East Providence	78	Nathan Dean	No	Brian E. Steere	03/16/2017	Industrial Area
Ocean Fresh Seafood Market Corp.	71	Travis Costa	No	Travis Costa	07/07/2017	Follow Up
Ocean State Five II, LLC	85	Michael McBurney	No	Michael McBurney	02/22/2017	Follow Up
Olly's Pizza	85	Kyle C. Gannon	No	Kyle C. Gannon	10/16/2017	Follow Up
Olly's Pizza	85	Kyle C. Gannon	No	Kyle C. Gannon	04/26/2017	Follow Up
On the Go Laundromat	71	Jared Urban	No	Jared Urban	08/31/2017	Follow Up
Original Pizza of Boston	53	Nathan P. Daggett	No	Nathan P. Daggett	11/29/2017	Follow Up
Original Pizza of Boston	53	Nathan P. Daggett	No	Nathan P. Daggett	06/02/2017	Follow Up
Orion Retail	26	Anthony Erricola	No	Anthony Erricola	12/21/2017	Follow Up
Orion Retail	26	Anthony Erricola	No	Katelyn Ludemann	05/31/2017	Follow Up
P & G Bowling, Inc.	85	Kyle C. Gannon	No	Kyle C. Gannon	07/25/2017	Follow Up
Packaging and More	60	Michael McBurney	No	Brian E. Steere	08/31/2017	Follow Up
Packaging Graphics, LLC	24	Travis Costa	No	Travis Costa	11/28/2017	Follow Up

**Bucklin Point
Inspection History - 2017**

Company Name	Category	Engineer Assigned	Significant	Inspected By	Date	Inspected Type
Packaging Graphics, LLC	24	Travis Costa	No	Travis Costa	06/01/2017	Follow Up
Packaging Graphics, LLC	24	Travis Costa	No	Travis Costa	04/05/2017	Follow Up
Packaging Graphics, LLC	24	Travis Costa	No	Travis Costa	01/19/2017	Follow Up
Panaderia El Antojo, Inc.	85	Brandi-Lyn Colacone	No	Brandi-Lyn Colacone	09/21/2017	Follow Up
Papa Gino's #408	85	Michael McBurney	No	Michael McBurney	07/24/2017	Follow Up
Papa Gino's-Lincoln Mall	85	Brian E. Steere	No	Brian E. Steere	02/22/2017	Follow Up
Parkway Apartments, L.P.	86	Jared Urban	No	Jared Urban	12/20/2017	Follow Up
Patriot Textiles, Inc.	23	Nathan P. Daggett	No	Nathan P. Daggett	11/27/2017	Follow Up
Patriot Textiles, Inc.	23	Nathan P. Daggett	No	Nathan P. Daggett	05/30/2017	Follow Up
Paulo J. DaRosa, DDS	94	Travis Costa	No	Travis Costa	05/18/2017	Follow Up
PAWTUCKET COUNTRY CLUB	85	Brandi-Lyn Colacone	No	Brandi-Lyn Colacone	03/23/2017	Follow Up
Pawtucket House of Pizza	85	Kyle C. Gannon	No	Kyle C. Gannon	03/23/2017	Follow Up
Pawtucket Little Caesars, LLC	85	Brian E. Steere	No	Brian E. Steere	05/30/2017	Follow Up
Pawtucket Power Associates	16	Anthony Erricola	Yes	Katelyn Ludemann	08/30/2017	Annual
Pawtucket Power Associates	16	Anthony Erricola	Yes	Anthony Erricola	12/27/2017	Follow Up
Pawtucket Power Associates	16	Anthony Erricola	Yes	Katelyn Ludemann	07/06/2017	Follow Up
Pawtucket Power Associates	16	Anthony Erricola	Yes	Katelyn Ludemann	06/28/2017	Follow Up
Pawtucket Power Associates	16	Anthony Erricola	Yes	Katelyn Ludemann	04/12/2017	Follow Up
Pawtucket Power Associates	16	Anthony Erricola	Yes	LIMS - PT	07/27/2017	Sample
Pawtucket Power Associates	16	Anthony Erricola	Yes	LIMS - PT	07/19/2017	Sample
Pawtucket Power Associates	16	Anthony Erricola	Yes	LIMS - PT	07/12/2017	Sample
Pawtucket Power Associates	16	Anthony Erricola	Yes	LIMS - PT	05/17/2017	Sample
Pawtucket Skilled Nursing	86	Kyle C. Gannon	No	Kyle C. Gannon	08/23/2017	Follow Up
Pawtucket Taco	85	Brian E. Steere	No	Brian E. Steere	04/27/2017	Follow Up
PCL Fixtures, Inc.	24	Nathan P. Daggett	No	Nathan P. Daggett	12/05/2017	Follow Up
PCL Fixtures, Inc.	24	Nathan P. Daggett	No	Nathan P. Daggett	05/31/2017	Follow Up
Pepper Dining Inc.	85	Kyle C. Gannon	No	Kyle C. Gannon	02/17/2017	Follow Up
Pepperoni's of Lincoln, LLC	85	Kyle C. Gannon	No	Kyle C. Gannon	02/17/2017	Follow Up
Phantom Properties, LLC	85	Michael McBurney	No	Michael McBurney	07/25/2017	Follow Up
Philip J. Calabro, D.M.D.	94	Jared Urban	No	Jared Urban	01/23/2017	Follow Up
Philopateert L.L.C.	71	Brandi-Lyn Colacone	No	Brandi-Lyn Colacone	05/24/2017	Follow Up
Phoenix Converting Corporation	59	Anthony Erricola	No	Katelyn Ludemann	06/12/2017	Follow Up
Piatek Machine Co., Inc.	42	Anthony Erricola	No	Anthony Erricola	12/13/2017	Follow Up
Piatek Machine Co., Inc.	42	Anthony Erricola	No	Katelyn Ludemann	06/12/2017	Follow Up
Picor Corporation	42	Nathan P. Daggett	No	Nathan P. Daggett	11/29/2017	Follow Up
Picor Corporation	42	Nathan P. Daggett	No	Nathan P. Daggett	06/15/2017	Follow Up
Picor Corporation	42	Nathan P. Daggett	No	Nathan P. Daggett	01/11/2017	Initial Inspection
Poly/Sperse, Corp.	22	Travis Costa	No	Travis Costa	12/08/2017	Follow Up
Poly/Sperse, Corp.	22	Travis Costa	No	Travis Costa	10/31/2017	Follow Up
Poly/Sperse, Corp.	22	Travis Costa	No	Travis Costa	05/26/2017	Follow Up
Poppy's Family Restaurant	85	Jared Urban	No	Jared Urban	01/24/2017	Follow Up
Precision Polishing & Ornament	42	Travis Costa	No	Travis Costa	12/06/2017	Follow Up
Precision Polishing & Ornament	42	Travis Costa	No	Travis Costa	09/11/2017	Follow Up
Precision Polishing & Ornament	42	Travis Costa	No	Travis Costa	05/26/2017	Follow Up
Precision Polishing & Ornament	42	Travis Costa	No	Travis Costa	02/15/2017	Follow Up
Princess Enterprise, Inc.	85	Michael McBurney	No	Michael McBurney	05/31/2017	Follow Up
Printmakers, Inc.	93	Travis Costa	No	Travis Costa	07/13/2017	Follow Up
Printmakers, Inc.	93	Travis Costa	No	Travis Costa	02/23/2017	Follow Up
Prospect Pizza	71	Jared Urban	No	Jared Urban	04/28/2017	Follow Up
Providence Braid Co., Inc.	44	Kyle C. Gannon	No	Kyle C. Gannon	12/20/2017	Follow Up
Providence Braid Co., Inc.	44	Kyle C. Gannon	No	Kyle C. Gannon	06/08/2017	Follow Up
Providence Fire Restoration	99	Anthony Erricola	No	Katelyn Ludemann	01/27/2017	Follow Up
Providence Metallizing Company, Inc.	11	Abigail Bernier	Yes	Abigail Bernier	11/02/2017	Annual
Providence Metallizing Company, Inc.	11	Abigail Bernier	Yes	Abigail Bernier	11/30/2017	Follow Up
Providence Metallizing Company, Inc.	11	Abigail Bernier	Yes	Abigail Bernier	10/04/2017	Follow Up
Providence Metallizing Company, Inc.	11	Abigail Bernier	Yes	Abigail Bernier	05/25/2017	Follow Up
Providence Metallizing Company, Inc.	11	Abigail Bernier	Yes	Abigail Bernier	04/27/2017	Follow Up
Providence Metallizing Company, Inc.	11	Abigail Bernier	Yes	Abigail Bernier	03/27/2017	Follow Up
Providence Metallizing Company, Inc.	11	Abigail Bernier	Yes	LIMS - PT	11/29/2017	Sample
Providence Metallizing Company, Inc.	11	Abigail Bernier	Yes	LIMS - PT	11/29/2017	Sample
Providence Metallizing Company, Inc.	11	Abigail Bernier	Yes	LIMS - PT	05/31/2017	Sample
Providence Metallizing Company, Inc.	11	Abigail Bernier	Yes	LIMS - PT	05/31/2017	Sample
Pub Ventures	85	Kyle C. Gannon	No	Kyle C. Gannon	02/28/2017	Follow Up
Pulcinella, LLC	85	Kyle C. Gannon	No	Kyle C. Gannon	02/22/2017	Follow Up
Putnam Holdings, Inc.	49	Anthony Erricola	No	Anthony Erricola	12/01/2017	Follow Up
Putnam Holdings, Inc.	49	Anthony Erricola	No	Katelyn Ludemann	06/29/2017	Follow Up
Quality Rental	86	Brian E. Steere	No	Brian E. Steere	04/26/2017	Follow Up

**Bucklin Point
Inspection History - 2017**

Company Name	Category	Engineer Assigned	Significant	Inspected By	Date	Inspected Type
R & D Manufacturing, Inc.	41	Nathan P. Daggett	No	Nathan P. Daggett	11/27/2017	Follow Up
R & D Manufacturing, Inc.	41	Nathan P. Daggett	No	Nathan P. Daggett	05/31/2017	Follow Up
R.B. Fast Food Inc.	74	Michael McBurney	No	Michael McBurney	02/20/2017	Follow Up
R.I. Sheet Metal, LLC.	60	Nathan P. Daggett	No	Nathan P. Daggett	04/05/2017	Initial Inspection
R.J.W. Enterprises Inc.	85	Brian E. Steere	No	Brian E. Steere	04/26/2017	Follow Up
Rand Whitney Southeast Container, LLC	24	Nathan P. Daggett	No	Nathan P. Daggett	12/05/2017	Follow Up
Rand Whitney Southeast Container, LLC	24	Nathan P. Daggett	No	Nathan P. Daggett	05/30/2017	Follow Up
Red Maple Restaurant, Inc.	71	Jared Urban	No	Jared Urban	11/27/2017	Follow Up
Red Maple Restaurant, Inc.	71	Jared Urban	No	Jared Urban	08/17/2017	Follow Up
Red Maple Restaurant, Inc.	71	Jared Urban	No	Jared Urban	05/30/2017	Initial Inspection
RHODY RUG INC.	71	Abigail Bernier	No	Abigail Bernier	02/20/2017	Follow Up
Ribatejo Fish Market	82	Brandi-Lyn Colacone	No	Brandi-Lyn Colacone	08/08/2017	Follow Up
Richmond Motor Sales, Inc.	97	Brian E. Steere	No	Brian E. Steere	08/04/2017	Follow Up
RIDCO Casting Co.	21	Brandi-Lyn Colacone	No	Brandi-Lyn Colacone	12/05/2017	Follow Up
RIDCO Casting Co.	21	Brandi-Lyn Colacone	No	Brandi-Lyn Colacone	06/12/2017	Follow Up
Rivero LLC	71	Brian E. Steere	No	Brian E. Steere	11/14/2017	Follow Up
Rosco Manufacturing, LLC	42	Michael McBurney	No	Michael McBurney	07/05/2017	Follow Up
Rose Sub LLC	85	Michael McBurney	No	Michael McBurney	02/22/2017	Follow Up
Royal Cleaners, Inc.	92	Travis Costa	No	Travis Costa	08/25/2017	Follow Up
Rumford Foodmart & Deli LLC	60	Michael McBurney	No	Michael McBurney	05/24/2017	Follow Up
Sarkis Hagopian Enterprises LLC	85	Jared Urban	No	Jared Urban	01/26/2017	Follow Up
Schofield Sanitation	80	Michael McBurney	No	Kyle C. Gannon	05/04/2017	Follow Up
Schofield Sanitation	80	Michael McBurney	No	Jared Urban	02/28/2017	Follow Up
School Street Warehouse, LLC	97	Jared Urban	No	Jared Urban	12/21/2017	Follow Up
School Street Warehouse, LLC	97	Jared Urban	No	Jared Urban	06/26/2017	Follow Up
School Street Warehouse, LLC	97	Jared Urban	No	Jared Urban	01/04/2017	Initial Inspection
SD Concepts	60	Brian E. Steere	No	Nathan P. Daggett	04/05/2017	Follow Up
Septage Station	77	Kerry M. Britt	No	Brian E. Steere	10/24/2017	Follow Up
Septage Station	77	Kerry M. Britt	No	Kyle C. Gannon	10/24/2017	Follow Up
Septage Station	77	Kerry M. Britt	No	Brian E. Steere	08/22/2017	Follow Up
Septage Station	77	Kerry M. Britt	No	Kyle C. Gannon	08/22/2017	Follow Up
Septage Station	77	Kerry M. Britt	No	Brian E. Steere	07/26/2017	Follow Up
Septage Station	77	Kerry M. Britt	No	Kyle C. Gannon	07/26/2017	Follow Up
Septage Station	77	Kerry M. Britt	No	Michael McBurney	06/29/2017	Follow Up
Septage Station	77	Kerry M. Britt	No	Brian E. Steere	06/28/2017	Follow Up
Septage Station	77	Kerry M. Britt	No	Jared Urban	05/23/2017	Follow Up
Septage Station	77	Kerry M. Britt	No	Brian E. Steere	05/04/2017	Follow Up
Septage Station	77	Kerry M. Britt	No	Kyle C. Gannon	05/04/2017	Follow Up
Septage Station	77	Kerry M. Britt	No	Brian E. Steere	03/07/2017	Follow Up
Septage Station	77	Kerry M. Britt	No	Kyle C. Gannon	03/07/2017	Follow Up
Septage Station	77	Kerry M. Britt	No	Jared Urban	02/28/2017	Follow Up
Septage Station	77	Kerry M. Britt	No	Jared Urban	01/31/2017	Follow Up
Septage Station	77	Kerry M. Britt	No	Kyle C. Gannon	01/31/2017	Follow Up
Seven Stars Bakery - Newman Avenue	85	Kyle C. Gannon	No	Kyle C. Gannon	05/31/2017	Follow Up
Shanna Country Kitchen	85	Michael McBurney	No	Michael McBurney	03/01/2017	Follow Up
Shaydan Inc.	85	Jared Urban	No	Jared Urban	02/23/2017	Follow Up
Shish Kabob	85	Brian E. Steere	No	Brian E. Steere	05/30/2017	Follow Up
Sonid LLC	81	Brian E. Steere	No	Brian E. Steere	12/29/2017	Follow Up
Sonid LLC	81	Brian E. Steere	No	Brian E. Steere	09/20/2017	Follow Up
Sonid LLC	81	Brian E. Steere	No	Brian E. Steere	02/14/2017	Follow Up
Southern East Providence	78	Nathan Dean	No	Brian E. Steere	04/21/2017	Industrial Area
Southern East Providence	78	Nathan Dean	No	Katelyn Ludemann	04/21/2017	Industrial Area
SP Donuts, Inc.	71	Kyle C. Gannon	No	Kyle C. Gannon	08/22/2017	Follow Up
SP Donuts, Inc.	71	Kyle C. Gannon	No	Kyle C. Gannon	04/10/2017	Follow Up
Sparkle City Laundromat	92	Michael McBurney	No	Michael McBurney	11/14/2017	Follow Up
Sparky's Restaurant	85	Michael McBurney	No	Michael McBurney	02/20/2017	Follow Up
SPHOD	85	Brian E. Steere	No	Brian E. Steere	08/23/2017	Follow Up
Spin City Cumberland, LLC	92	Travis Costa	No	Travis Costa	07/17/2017	Follow Up
Spin City Cumberland, LLC	92	Travis Costa	No	Travis Costa	01/30/2017	Follow Up
Spirit Recognition	99	Travis Costa	No	Travis Costa	11/21/2017	Follow Up
Spirit Recognition	99	Travis Costa	No	Travis Costa	07/13/2017	Follow Up
Spirit Recognition	99	Travis Costa	No	Travis Costa	04/25/2017	Follow Up
Splash Snack Bar and Grill	85	Brandi-Lyn Colacone	No	Brandi-Lyn Colacone	03/03/2017	Follow Up
St. Raphael Academy - East Building	86	Jared Urban	No	Jared Urban	04/11/2017	Follow Up
St. Raphael Academy - West Building	86	Jared Urban	No	Jared Urban	04/11/2017	Follow Up
Stackbin Corporation	11	Travis Costa	Yes	Travis Costa	08/29/2017	Annual
Stackbin Corporation	11	Travis Costa	Yes	Travis Costa	12/04/2017	Follow Up

**Bucklin Point
Inspection History - 2017**

Company Name	Category	Engineer Assigned	Significant	Inspected By	Date	Inspected Type
Stackbin Corporation	11	Travis Costa	Yes	Travis Costa	08/09/2017	Follow Up
Stackbin Corporation	11	Travis Costa	Yes	Travis Costa	06/12/2017	Follow Up
Stackbin Corporation	11	Travis Costa	Yes	Travis Costa	01/18/2017	Follow Up
Stackbin Corporation	11	Travis Costa	Yes	LIMS - PT	10/05/2017	Sample
Stackbin Corporation	11	Travis Costa	Yes	LIMS - PT	05/05/2017	Sample
Stackbin Corporation	11	Travis Costa	Yes	LIMS - PT	05/05/2017	Sample
Starbucks Restaurant-Lincoln Mall	85	Brian E. Steere	No	Brian E. Steere	02/22/2017	Follow Up
Starsani Pizza	85	Michael McBurney	No	Michael McBurney	07/24/2017	Follow Up
Suburban Contract Cleaning	99	Anthony Erricola	No	Katelyn Ludemann	05/04/2017	Follow Up
Subway (North Broadway)	85	Kyle C. Gannon	No	Kyle C. Gannon	02/28/2017	Follow Up
Subway 95 Exit 30, LLC	85	Jared Urban	No	Jared Urban	08/31/2017	Follow Up
Subway Restaurant	85	Brian E. Steere	No	Brian E. Steere	04/26/2017	Follow Up
Subway-Broad Street	85	Jared Urban	No	Jared Urban	08/31/2017	Follow Up
Summit Manufacturing Corporation	11	Nathan P. Daggett	Yes	Nathan P. Daggett	08/15/2017	Annual
Summit Manufacturing Corporation	11	Nathan P. Daggett	Yes	Nathan P. Daggett	11/27/2017	Follow Up
Summit Manufacturing Corporation	11	Nathan P. Daggett	Yes	Nathan P. Daggett	07/11/2017	Follow Up
Summit Manufacturing Corporation	11	Nathan P. Daggett	Yes	Nathan P. Daggett	06/07/2017	Follow Up
Summit Manufacturing Corporation	11	Nathan P. Daggett	Yes	Nathan P. Daggett	05/01/2017	Follow Up
Summit Manufacturing Corporation	11	Nathan P. Daggett	Yes	Nathan P. Daggett	03/01/2017	Follow Up
Summit Manufacturing Corporation	11	Nathan P. Daggett	Yes	LIMS - PT	11/07/2017	Sample
Summit Manufacturing Corporation	11	Nathan P. Daggett	Yes	LIMS - PT	11/07/2017	Sample
Summit Manufacturing Corporation	11	Nathan P. Daggett	Yes	LIMS - PT	03/09/2017	Sample
Summit Manufacturing Corporation	11	Nathan P. Daggett	Yes	LIMS - PT	03/09/2017	Sample
Sunoco, Inc. (R&M)	85	Jared Urban	No	Jared Urban	10/03/2017	Follow Up
Sunoco, Inc. (R&M)	85	Jared Urban	No	Jared Urban	07/19/2017	Follow Up
Sunshine Market	71	Kyle C. Gannon	No	Kyle C. Gannon	04/26/2017	Follow Up
SUNSHINE MARKET	71	Kyle C. Gannon	No	Kyle C. Gannon	04/26/2017	Initial Inspection
Super Dragon	85	Brandi-Lyn Colacone	No	Brandi-Lyn Colacone	03/21/2017	Follow Up
Swades, LLC	85	Kyle C. Gannon	No	Kyle C. Gannon	07/25/2017	Follow Up
Swan Cleaners	92	Kyle C. Gannon	No	Kyle C. Gannon	04/24/2017	Follow Up
Swissline Precision, LLC.	42	Nathan P. Daggett	No	Nathan P. Daggett	11/17/2017	Follow Up
Swissline Precision, LLC.	42	Nathan P. Daggett	No	Nathan P. Daggett	05/05/2017	Follow Up
Tanury Industries	11	Abigail Bernier	Yes	Abigail Bernier	05/17/2017	Annual
Tanury Industries	11	Abigail Bernier	Yes	Abigail Bernier	12/05/2017	Follow Up
Tanury Industries	11	Abigail Bernier	Yes	Abigail Bernier	05/30/2017	Follow Up
Tanury Industries	11	Abigail Bernier	Yes	Abigail Bernier	04/11/2017	Follow Up
Tanury Industries	11	Abigail Bernier	Yes	Abigail Bernier	02/01/2017	Follow Up
Tanury Industries	11	Abigail Bernier	Yes	LIMS - PT	08/16/2017	Sample
Tanury Industries	11	Abigail Bernier	Yes	LIMS - PT	08/16/2017	Sample
Tanury Industries	11	Abigail Bernier	Yes	LIMS - PT	02/08/2017	Sample
Tanury Industries	11	Abigail Bernier	Yes	LIMS - PT	02/08/2017	Sample
Tanury Industries PVD, Inc.	11	Abigail Bernier	Yes	Abigail Bernier	04/11/2017	Annual
Tanury Industries PVD, Inc.	11	Abigail Bernier	Yes	Abigail Bernier	12/05/2017	Follow Up
Tanury Industries PVD, Inc.	11	Abigail Bernier	Yes	Abigail Bernier	05/30/2017	Follow Up
Tanury Industries PVD, Inc.	11	Abigail Bernier	Yes	Abigail Bernier	02/01/2017	Follow Up
Tanya Creations, Inc.	42	Nathan P. Daggett	No	Nathan P. Daggett	12/05/2017	Follow Up
Tanya Creations, Inc.	42	Nathan P. Daggett	No	Nathan P. Daggett	05/30/2017	Follow Up
Target Corporation - T2073	85	Brian E. Steere	No	Brian E. Steere	02/22/2017	Follow Up
Tastex Corporation	23	Travis Costa	No	Travis Costa	11/29/2017	Follow Up
Tastex Corporation	23	Travis Costa	No	Travis Costa	06/07/2017	Follow Up
Tastex Corporation	23	Travis Costa	No	Travis Costa	04/24/2017	Follow Up
Tastex Corporation	23	Travis Costa	No	Travis Costa	02/21/2017	Follow Up
Tasting's Wine Bar	71	Brian E. Steere	No	Brian E. Steere	02/24/2017	Follow Up
Tedor Pharma Inc.	14	Anthony Erricola	Yes	Katelyn Ludemann	01/18/2017	Annual
Tedor Pharma Inc.	14	Anthony Erricola	Yes	Anthony Erricola	12/19/2017	Follow Up
Tedor Pharma Inc.	14	Anthony Erricola	Yes	Katelyn Ludemann	07/07/2017	Follow Up
Tedor Pharma Inc.	14	Anthony Erricola	Yes	Katelyn Ludemann	06/21/2017	Follow Up
Tedor Pharma Inc.	14	Anthony Erricola	Yes	LIMS - PT	09/12/2017	Sample
Tedor Pharma Inc.	14	Anthony Erricola	Yes	LIMS - PT	09/12/2017	Sample
Tedor Pharma Inc.	14	Anthony Erricola	Yes	LIMS - PT	09/12/2017	Sample
Tedor Pharma Inc.	14	Anthony Erricola	Yes	LIMS - PT	03/09/2017	Sample
Teknicote, Inc.	11	Nathan P. Daggett	Yes	Nathan P. Daggett	10/31/2017	Annual
Teknicote, Inc.	11	Nathan P. Daggett	Yes	Nathan P. Daggett	12/13/2017	Follow Up
Teknicote, Inc.	11	Nathan P. Daggett	Yes	Nathan P. Daggett	07/06/2017	Follow Up
Teknicote, Inc.	11	Nathan P. Daggett	Yes	Nathan P. Daggett	05/31/2017	Follow Up
Teknicote, Inc.	11	Nathan P. Daggett	Yes	Nathan P. Daggett	02/27/2017	Follow Up
Teknicote, Inc.	11	Nathan P. Daggett	Yes	LIMS - PT	11/07/2017	Sample

**Bucklin Point
Inspection History - 2017**

Company Name	Category	Engineer Assigned	Significant	Inspected By	Date	Inspected Type
Teknicote, Inc.	11	Nathan P. Daggett	Yes	LIMS - PT	11/07/2017	Sample
Teknicote, Inc.	11	Nathan P. Daggett	Yes	LIMS - PT	05/03/2017	Sample
Teknicote, Inc.	11	Nathan P. Daggett	Yes	LIMS - PT	05/03/2017	Sample
Teknor Apex - Mendon	37	Anthony Erricola	No	Abigail Bernier	12/06/2017	Follow Up
Teknor Apex - Mendon	37	Anthony Erricola	No	Katelyn Ludemann	06/19/2017	Follow Up
Teknor Apex Co.	27	Anthony Erricola	Yes	Abigail Bernier	12/06/2017	Annual
Teknor Apex Co.	27	Anthony Erricola	Yes	Katelyn Ludemann	07/06/2017	Follow Up
Teknor Apex Co.	27	Anthony Erricola	Yes	Katelyn Ludemann	06/19/2017	Follow Up
Teknor Apex Co.	27	Anthony Erricola	Yes	LIMS - PT	11/28/2017	Sample
Teknor Apex Co.	27	Anthony Erricola	Yes	LIMS - PT	05/01/2017	Sample
Texcel Industries, Inc.	23	Anthony Erricola	No	Anthony Erricola	12/20/2017	Follow Up
Texcel Industries, Inc.	23	Anthony Erricola	No	Katelyn Ludemann	06/21/2017	Follow Up
Thai Fusion	71	Kyle C. Gannon	No	Kyle C. Gannon	10/31/2017	Initial Inspection
The 579, LLC	85	Michael McBurney	No	Michael McBurney	04/26/2017	Follow Up
The Car Store, Inc.	97	Michael McBurney	No	Michael McBurney	05/31/2017	Follow Up
The Evans Findings Company, Inc.	21	Brandi-Lyn Colacone	No	Brandi-Lyn Colacone	12/05/2017	Follow Up
The Evans Findings Company, Inc.	21	Brandi-Lyn Colacone	No	Brandi-Lyn Colacone	06/13/2017	Follow Up
The Evans Findings Company, Inc.	21	Brandi-Lyn Colacone	No	Brandi-Lyn Colacone	03/22/2017	Follow Up
The Family Dentist, Inc.	94	Brandi-Lyn Colacone	No	Brandi-Lyn Colacone	12/13/2017	Follow Up
The Fence Specialist, Inc.	70	Nathan P. Daggett	No	Nathan P. Daggett	04/05/2017	Initial Inspection
The Goat Hospitality Group, Inc.	85	Brandi-Lyn Colacone	No	Brandi-Lyn Colacone	11/09/2017	Follow Up
The Goat Hospitality Group, Inc.	85	Brandi-Lyn Colacone	No	Brandi-Lyn Colacone	05/24/2017	Initial Inspection
The INSCO Group	99	Abigail Bernier	No	Abigail Bernier	12/05/2017	Follow Up
The INSCO Group	99	Abigail Bernier	No	Abigail Bernier	05/30/2017	Follow Up
The Lighthouse at Lincoln	86	Brian E. Steere	No	Brian E. Steere	02/24/2017	Follow Up
The News Cafe	60	Michael McBurney	No	Michael McBurney	09/05/2017	Initial Inspection
The Okonite Company	27	Nathan P. Daggett	Yes	Nathan P. Daggett	11/14/2017	Annual
The Okonite Company	27	Nathan P. Daggett	Yes	Nathan P. Daggett	07/11/2017	Follow Up
The Okonite Company	27	Nathan P. Daggett	Yes	Nathan P. Daggett	06/02/2017	Follow Up
The Okonite Company	27	Nathan P. Daggett	Yes	Nathan P. Daggett	02/20/2017	Follow Up
The Okonite Company	27	Nathan P. Daggett	Yes	LIMS - PT	12/12/2017	Sample
The Okonite Company	27	Nathan P. Daggett	Yes	LIMS - PT	12/12/2017	Sample
The Okonite Company	27	Nathan P. Daggett	Yes	LIMS - PT	05/16/2017	Sample
The Salvation Army	85	Brandi-Lyn Colacone	No	Brandi-Lyn Colacone	04/27/2017	Follow Up
The Seabra Group, LLC	82	Jared Urban	No	Jared Urban	01/24/2017	Follow Up
Thyssenkrupp Materials	46	Anthony Erricola	No	Anthony Erricola	12/21/2017	Follow Up
Thyssenkrupp Materials	46	Anthony Erricola	No	Katelyn Ludemann	05/31/2017	Follow Up
Thyssenkrupp Materials	46	Anthony Erricola	No	Katelyn Ludemann	03/08/2017	Follow Up
Tiffany and Company	15	Anthony Erricola	Yes	Abigail Bernier	12/19/2017	Annual
Tiffany and Company	15	Anthony Erricola	Yes	Katelyn Ludemann	01/11/2017	Annual
Tiffany and Company	15	Anthony Erricola	Yes	Katelyn Ludemann	07/07/2017	Follow Up
Tiffany and Company	15	Anthony Erricola	Yes	Katelyn Ludemann	06/21/2017	Follow Up
Tiffany and Company	15	Anthony Erricola	Yes	LIMS - PT	12/05/2017	Sample
Tiffany and Company	15	Anthony Erricola	Yes	LIMS - PT	03/27/2017	Sample
Tiffany and Company	15	Anthony Erricola	Yes	LIMS - PT	03/27/2017	Sample
Top Shell LLC	81	Brian E. Steere	No	Brian E. Steere	11/14/2017	Follow Up
Torre Corp.	85	Kyle C. Gannon	No	Kyle C. Gannon	02/22/2017	Follow Up
Totis Pizza and Grill, Inc.	85	Jared Urban	No	Jared Urban	02/20/2017	Follow Up
Tracey Gear Inc.	42	Nathan P. Daggett	No	Nathan P. Daggett	11/27/2017	Follow Up
Tracey Gear Inc.	42	Nathan P. Daggett	No	Nathan P. Daggett	05/30/2017	Follow Up
Trinity Management	85	Brandi-Lyn Colacone	No	Brandi-Lyn Colacone	03/07/2017	Follow Up
Trinity Management LLC	85	Jared Urban	No	Jared Urban	09/26/2017	Follow Up
Trinity Management LLC	85	Jared Urban	No	Jared Urban	05/26/2017	Follow Up
Trinity Management LLC	85	Jared Urban	No	Jared Urban	01/18/2017	Initial Inspection
Truex, Inc.	11	Nathan P. Daggett	Yes	Nathan P. Daggett	07/25/2017	Annual
Truex, Inc.	11	Nathan P. Daggett	Yes	Nathan P. Daggett	11/27/2017	Follow Up
Truex, Inc.	11	Nathan P. Daggett	Yes	Nathan P. Daggett	07/06/2017	Follow Up
Truex, Inc.	11	Nathan P. Daggett	Yes	Nathan P. Daggett	05/30/2017	Follow Up
Truex, Inc.	11	Nathan P. Daggett	Yes	Nathan P. Daggett	02/20/2017	Follow Up
Truex, Inc.	11	Nathan P. Daggett	Yes	LIMS - PT	11/01/2017	Sample
Truex, Inc.	11	Nathan P. Daggett	Yes	LIMS - PT	11/01/2017	Sample
Truex, Inc.	11	Nathan P. Daggett	Yes	LIMS - PT	03/07/2017	Sample
Truex, Inc.	11	Nathan P. Daggett	Yes	LIMS - PT	03/07/2017	Sample
Underground Heros Inc.	85	Jared Urban	No	Jared Urban	05/22/2017	Follow Up
University Oral & Maxil. - School Street	94	Anthony Erricola	No	Katelyn Ludemann	08/18/2017	Follow Up
Vandelay Ahi	71	Brian E. Steere	No	Brian E. Steere	07/27/2017	Follow Up
Vandelay Ahi	71	Brian E. Steere	No	Brian E. Steere	02/24/2017	Follow Up

**Bucklin Point
Inspection History - 2017**

Company Name	Category	Engineer Assigned	Significant	Inspected By	Date	Inspected Type
Village Pizza Inc.	85	Jared Urban	No	Jared Urban	08/31/2017	Follow Up
Village Press	24	Michael McBurney	No	Michael McBurney	12/19/2017	Follow Up
Village Press	24	Michael McBurney	No	Michael McBurney	06/13/2017	Follow Up
Visual Creations, Inc.	44	Nathan P. Daggett	No	Nathan P. Daggett	12/05/2017	Follow Up
Visual Creations, Inc.	44	Nathan P. Daggett	No	Nathan P. Daggett	05/30/2017	Follow Up
Vogue Industries LP	99	Anthony Erricola	No	Katelyn Ludemann	03/24/2017	Follow Up
Walt's Roast Beef.	85	Brandi-Lyn Colacone	No	Brandi-Lyn Colacone	11/09/2017	Follow Up
Wardwell Braiding Machine Company	26	Kyle C. Gannon	No	Kyle C. Gannon	12/18/2017	Follow Up
Wardwell Braiding Machine Company	26	Kyle C. Gannon	No	Kyle C. Gannon	06/14/2017	Follow Up
Water Works Car Wash	97	Michael McBurney	No	Michael McBurney	07/05/2017	Follow Up
Webster Street	78	Nathan Dean	No	Jared Urban	04/11/2017	Industrial Area
Weeden Street Associates, LLC	24	Travis Costa	No	Travis Costa	12/06/2017	Follow Up
Weeden Street Associates, LLC	24	Travis Costa	No	Travis Costa	06/06/2017	Follow Up
Wendy's (Cottage Street)	85	Jared Urban	No	Jared Urban	11/21/2017	Follow Up
Wendy's International, Inc. (Broad)	85	Kyle C. Gannon	No	Kyle C. Gannon	07/21/2017	Follow Up
Western Central Falls	78	Nathan Dean	No	Brandi-Lyn Colacone	02/27/2017	Industrial Area
Western Central Falls	78	Nathan Dean	No	Nathan P. Daggett	02/27/2017	Industrial Area
WG Lincoln Place SH, LLC	86	Brian E. Steere	No	Brian E. Steere	02/24/2017	Follow Up
Whipped Ice Cream Parlor	74	Michael McBurney	No	Michael McBurney	05/24/2017	Follow Up
Whittet-Higgins Company	42	Brian E. Steere	No	Brian E. Steere	12/27/2017	Follow Up
Whittet-Higgins Company	42	Brian E. Steere	No	Brian E. Steere	08/31/2017	Follow Up
Whittet-Higgins Company	42	Brian E. Steere	No	Brian E. Steere	05/30/2017	Follow Up
Wildflour Bakery Cafe + Juice Bar	85	Travis Costa	No	Travis Costa	10/18/2017	Follow Up
Wildtree Herbs, Inc.	81	Anthony Erricola	No	Katelyn Ludemann	05/12/2017	Follow Up
William B. Chan DMD	94	Jared Urban	No	Jared Urban	01/24/2017	Follow Up
Wind River Environmental, LLC	80	Michael McBurney	No	Michael McBurney	10/04/2017	Follow Up
Wind River Environmental, LLC	80	Michael McBurney	No	Michael McBurney	05/03/2017	Follow Up
Zaccagnini's Pastry Shoppe	81	Brian E. Steere	No	Brian E. Steere	08/28/2017	Follow Up
Zebra Technologies Corporation	42	Anthony Erricola	No	Anthony Erricola	12/01/2017	Follow Up
Zebra Technologies Corporation	42	Anthony Erricola	No	Katelyn Ludemann	05/31/2017	Follow Up

ATTACHMENT VOLUME II

SECTION 4

***EMERGENCY OR SPECIAL
INVESTIGATIONS***

***EMERGENCY OR SPECIAL
INVESTIGATIONS***

FIELD'S POINT

Emergency or Special Investigations - FIELDS POINT:

- 03/08/17 Pretreatment staff responded to a report of a train derailment on Allens Avenue in Providence. The report stated that twenty cars carrying ethanol were being backed up on a side rail and the last two cars were pushed off the track. The last car ended up on Allens Avenue. The tanker portions of both cars were not damaged. Both of the derailed cars were full (29,500 gallons each). The operator of the railroad, Genesee & Wyoming Rail Services, Inc., contracted Clean Harbors to offload the ethanol from the car that was on Allens Avenue. During the offloading, absorbent booms were placed in front of two catch basins, one on either side of the car, and on top of a vented manhole cover located in front of the car. No ethanol was spilled during the offloading process. The railcar was moved off Allens Avenue on March 9, 2017. The sewer and storm water systems were not adversely impacted.
- 4/10/17 Pretreatment staff responded to a report from the Johnston Department of Public Works about a blockage in the sewer at 648 Killingly Street, Johnston. The DPW also stated that a lot of grease was found in the manhole at Killingly Street and Manuel Street. The area upstream and downstream of the impacted manhole was assessed for potential sources of the blockage. Four permitted food preparation establishments were found to be operating and were inspected. Two of the facilities were found to be in compliance with the terms of their permits. The remaining two facilities were found to be out of compliance during the inspections. One facility was maintaining its automatic grease removal unit, but did not produce a logbook at the time of inspection. The passive grease trap at the remaining facility was full of grease, and a logbook was not being maintained. Both facilities were issued Notices of Violation. In addition to the food preparation establishments, an unpermitted auto service garage was found to be in operation. The service garage was inspected and was found to have an oil/water separator, which was being maintained. This firm was required to apply for a permit.
- 4/12/17 Pretreatment staff responded to a report from the City of Providence Department of Public Works (DPW) stating they had been contact by a company, located at 150 Park Lane to clear the line on Park Lane since it was experiencing backups in the building. It was stated that there was a large quantity of solids in the line that had hardened. DPW also stated the line does not have much pitch to it. The company was inspected and all appeared to be in order. When the manhole was opened a large quantity of paper was observed and the line was not flowing. Staff collected a sample and freed the line. The company was contacted to inform them of what was observed. The representative stated white paper towels are not used. Facilities upstream of the impacted manhole were inspected and nothing unusual was found.
- 4/20/17 Pretreatment staff responded to a report from DEM stating cable oil was discharging to the Providence River from an outfall at Dollar Street in Providence. The oil was being used to lubricate National Grid cables. It was determined that the outfall is not owned by the NBC. National Grid contacted an environmental response company to deploy boom around the outfall and pump down the storm line so that repairs could be made. The NBC sewer system and outfalls were not impacted by the oil.

5/5 & 8/17 Pretreatment staff responded to a report from the City of Providence Department of Public Works that a food truck was operating out of 161-163 Adelaide Avenue which is a multi-family residence. The food truck was reportedly dumping grease onto the street and into a nearby catch basin. No food truck was observed on site during the time of either inspection. The catch basin in question was inspected, and there was no visible evidence of grease accumulation. However, a fryolator and numerous boxes of fryolator oil were observed through an open garage bay door. A letter was issued to the owner of the building informing him of the investigation and the NBC requirements regarding the disposal of used cooking oil from commercial cooking operations.

7/18/17 Pretreatment staff responded to a report from a representative from the Community Boating Center located on India Street in Providence that there was a bright green discharge from an outfall near their facility. Interceptor Maintenance (IM) staff had investigated the outfall and indicated that it appeared someone was conducting a dye test, however that it was not from any work that the NBC was doing.

There are three outfall pipes in this area. It was determined that the discharge was not coming from the NBC outfall and was coming from a city owned storm line. The color appeared to be subsiding, and staff attempted to track it up the storm line which went up Brook Street. In the storm line the color appeared pink until it was agitated, at which point it became green. It became very difficult to detect in the storm line on Brook Street just upstream of George Street. A construction site which was on Brown University property was investigated, but they were not doing any dye testing. The outfall was rechecked and the discharge was cloudy and no longer green which indicated that we were observing and tracking the tail end of the discharge.

Brown University, the City of Providence, and the RI Department of Transportation were contacted to determine if any of these entities were conducting any work that would result in dye testing of the storm drain. All three organizations indicated that they were not conducting drain testing.

8/18/17 Pretreatment staff responded to a report from IM staff of grease accumulation in a catch basin located at the intersection of Atwells Avenue and Newton Street in Providence. An inspection of the catch basin showed that it appeared to contain solidified grease. There are five facilities in the area surrounding the catch basin. Four of the facilities are permitted, Wise Guys Deli, Massimo, Angelo's Restaurant, and Old Canteen Restaurant. Inspections of Wise Guys Deli, Angelo's Restaurant, and Massimo revealed no deficiencies as the grease removal units were operating properly and the logbooks were up-to-date. The inspection of Old Canteen Restaurant revealed a properly maintained grease removal unit, however, a logbook was not available for review. The restaurant was issued a Notice of Violation. The final restaurant, Bold1 Beverages, LLC d/b/a The Library was not permitted at the time of the investigation. It was in the process of applying for a permit. The passive grease removal unit was being maintained at the time of the inspection. Proper disposal methods of grease from kitchen operations were discussed with each firm.

10/17/17 Pretreatment staff responded to a report from the City of Providence Department of Public Works stating there was a build up of grease in the sewer line that runs through Depasquale Square in the Federal Hill area of Providence. DPW stated the line had been cleaned in early October. All the restaurants with the potential to impact this line with grease were inspected. It was determined that all of the restaurants in area are currently permitted. The grease removal equipment in each restaurant was functioning properly and the logbooks were being maintained. Pretreatment staff will inspect the area on a regular basis to minimize grease impacts to this sewer line.

- 10/26/17 Pretreatment staff responded to a report from Rhode Island Hospital (RIH) of diesel spill on the campus. It was stated that a contractor vehicle had leaked diesel on to a driveway. The volume of the diesel that was spilled could not be determined since the vehicle had left the campus. RIH staff had applied absorbent material to the driveway and had protected three catch basins in the area. The fuel had impacted two of the catch basins. Pretreatment staff placed oil absorbent pads in the catch basins. RIH contacted an emergency response contractor to clean-up the driveway and catch basins. Staff went back to the location later in the day and determined the area had been adequately cleaned up.
- 12/12/17 Pretreatment staff responded to a report from IM staff stating there was a back-up located at 1126 Hartford Avenuen in Johnston. Pretreatment staff inspected the area and the only food service facility found to be in the area was F. Saia Restaurants, Inc. d/b/a Pat's Italian Restaurant, located at 1200 Hartford Avenue. An inspection of this facility revealed a properly operating grease removal unit and an up to date daily logbook

***EMERGENCY OR SPECIAL
INVESTIGATIONS***

BUCKLIN POINT

Emergency or Special Investigations - BUCKLIN POINT:

- 03/20/17 Pretreatment staff responded to a report from Bucklin Point Operations staff that influent was entering the plant via the Blackstone Valley Interceptor (BVI) was foamy and had an unusual odor. It was stated it began entering the plant around 10:52 a.m. A sample indicated the pH of the influent was 3.35 s.u. The unusual influent appeared to be a short duration. The foamy wastewater had ceased entering the plant by the time Pretreatment staff arrived. Samples were collected at approximately 11:30 a.m. from both BVI and from inside the screen and grit building. The pH reading of each sample was 7.3 s.u. indicating the influent had returned to normal. The treatment plant was not adversely impacted by this unusual influent.
- 03/28/17 Pretreatment staff responded to a report from Bucklin Point Operations staff stating there was foam in the BVI. Operations staff was asked to take a pH reading of BVI. Upon arrival at the plant, Pretreatment was informed that the pH was 3.95 s.u. Pretreatment staff observed the foam in the BVI and collected a sample. The pH of the sample collected was 4.0 s.u. Pretreatment staff attempted to track the unusual influent. The pH in manholes upstream of the Bucklin Brook and on BVI on School Street was in the normal range, 6.2 s.u. and 6.0 s.u. respectively. Foam was not observed in either location. Pretreatment staff returned to the plant where the pH of BVI was found to have returned to normal, 6.3 s.u. and foam was no longer observed. The treatment plant was not adversely impacted by the unusual influent.
- 3/30/17 Pretreatment staff responded to a report from Bucklin Point Operations staff stating that the influent entering the plant via BVI was red. The red influent came into the plant for a short duration so it did not adversely impact the treatment plant and could not be tracked. The companies with the potential to impact the treatment plant with color were contacted and required to submit their color logs for March 29 and 30, 2017. A review of the color logs indicated only one company, Liquid Blue, had been discharging red during the time frame. The company was issued a letter stating they contributed to the colored influent.
- 8/5/17 Pretreatment staff responded to a report from Bucklin Point Operations staff of kerosene odors in the Screen & Grit Building. Operations staff stated that there was not a sheen present on the flow in either BVI or EPI. Upon arrival at the plant the flow in both BVI and EPI were inspected. Neither channel had a visible sheen. However, there was a faint fuel odor coming from BVI. The operator stated the odor appeared to be dissipating. The odor could not be tracked at the time of the investigation. The Screen & Grit Building was inspected. There was a slight odor in the building but the LEL was 0% using the four gas meter. The operation of the plant was not adversely impacted.

- 8/24/17 Pretreatment staff responded to a report from Interceptor Maintenance staff regarding unusual grit in a sump associated with Outfall 106 in Central Falls. The areas directly adjacent to and upstream of the impacted sump were investigated to determine the source of the unusual grit in the sump. Storm drains, a construction site, a permitted user, and three unpermitted facilities were inspected. All four of the facilities which potentially discharge into the sump do not discharge process wastewater to the sewer. All of the facilities were inspected and have no floor drains or trenches or yard drains. Additionally, bathrooms were inspected and nothing out of the ordinary was noted. A nearby construction site was inspected and no yard drains were found on the property. The inspection of the surrounding streets found no unusual operations except National Grid was laying some pipe in the street and repaving the affected portion of the street.
- 10/11/17 Pretreatment staff responded to a report from Bucklin Point Operations staff that the primary clarifiers appeared to be red in color. The color was observed at approximately 7:15 am. Pretreatment was notified at 7:25 am. At that time both BVI and EPI appeared normal in color. Staff contacted companies with the potential to impact the plant with color and required their color logs be submitted. A review of the color logs did not determine the source of the color
- 10/12/17 Pretreatment staff responded to a report from Bucklin Point Operations staff that the primary clarifiers appeared to be red in color. At that time of the notification both BVI and EPI appeared normal in color. Staff contacted companies with the potential to impact the plant with color and required their color logs be submitted. A review of the color logs did not determine the source of the color.

ATTACHMENT VOLUME II

SECTION 5

***COMPLIANCE MONITORING
RESULTS FOR SIGNIFICANT
INDUSTRIAL USERS***

COMPLIANCE MONITORING LEGEND

Parameter Legend

Cd = Cadmium

Cr = Chromium

Cu = Copper

Pb = Lead

Ni = Nickel

Ag = Silver

Zn = Zinc

CN = Cyanide

Hg = Mercury

Mo = Molybdenum

As = Arsenic

Sn = Tin

VOC = Volatile Organic Compounds

Se = Selenium

O&G = Oil and Grease

BOD = Biochemical Oxygen Demand

TSS = Total Suspended Solids

TTO = Total Toxic Organics

TRC = Total Residual Chlorine

TKN = Total Kjeldahl Nitrogen

Sample Legend

C = Composite Sample

G = Grab Sample

CDF = Concentrated Discharge Formula

Category # Refers to Users Category Number Specified in Chapter III

***COMPLIANCE MONITORING
RESULTS FOR SIGNIFICANT
INDUSTRIAL USERS***

FIELD'S POINT

**Field's Point
Significant User
Compliance Monitoring Results - 2017**

Company	Sample Location	Category	Sample Date	NBC Sample	Type	Flow	Volume	CDF	Cd	Cr	Cu	Pb	Ni	Zn	Cn	Ag	BOD	TSS	TTO	Total O&G	Other Parameters	Violation
A & F Plating Company	#1	11	05/02/2017	Yes	C	1670		No	0.015	0.075	0.087	0.075	0.282	0.06	0.137	0.025					Total Nitrogen = 0.658 Ammonia = 0.188 Nitrate+Nitrite = 0.14 TKN = 0.518 As = 0.005	No
A & F Plating Company	#1	11	10/24/2017	Yes	C	800		No	0.015	0.075	0.135	0.075	0.237	0.06	0.116	0.025					Total Nitrogen = 0.5 Ammonia = 0.216 Nitrate+Nitrite = 0.1 TKN = 0.5 As = 0.005	No
A & F Plating Company	#1	11	02/16/2017	No	C	500		No			0.4		0.22		0.11							No
A & F Plating Company	#1	11	12/05/2017	No	C	1500		No			0.31		0.49		0.12							No
A & F Plating Company	#1	11	06/21/2017	No	C	1330		No			0.45		0.78		0.01							No
A & F Plating Company	#1	11	08/24/2017	No	C	1000		No			1.08		0.33		0.38							No
A & F Plating Company	#1	11	10/12/2017	No	C	1500		No	0.02	0.05	0.18	0.05	0.3	0.06	0.07	0.01						No
A & F Plating Company	#1	11	04/17/2017	No	C	1000		No	0.02	0.05	0.26	0.05	0.49	0.11	0.56	0.02						No
A. Harrison & Company, Inc.	#1	22	03/08/2017	Yes	G			No											0.029	5.137	Total Nitrogen = 0.974 Ammonia = 0.1 Nitrate+Nitrite = 0.1 TKN = 0.974	No
A. Harrison & Company, Inc.	#1	22	09/20/2017	Yes	G			No											0.001	8.282	Nitrate+Nitrite = 0.1 TKN = 0.503 Ammonia = 0.1 Total Nitrogen = 0.503	No
A. Harrison & Company, Inc.	#1	22	01/31/2017	No	G			No											0.028	5.7		No
A. Harrison & Company, Inc.	#1	22	07/28/2017	No	G			No											0.029	10.6		No
Alloy Holdings, LLC	#1	43	08/29/2017	Yes	C	5610		No	0.015	0.075	0.02	0.075	0.05	0.06		0.025					As = 0.005, Total Nitrogen = 0.5 Ammonia = 0.1 Nitrate+Nitrite = 0.117 TKN = 0.5	No
Alloy Holdings, LLC	#1	43	01/31/2017	Yes	C	411		No	0.015	0.075	0.02	0.075	0.05	0.535		0.025					As = 0.005 Total Nitrogen = 0.5 Ammonia = 0.1 Nitrate+Nitrite = 0.1 TKN = 0.5	No
Alloy Holdings, LLC	#1	43	04/05/2017	No	C			No	0.01	0.02	0.02	0.02	0.05	0.448		0.01						No
Alloy Holdings, LLC	#1	43	10/12/2017	No	C			No	0.005	0.01	0.034	0.011	0.025	0.758		0.005						No
Alloy Holdings, LLC	#2	43	04/05/2017	No	C			No	0.01	0.02	0.02	0.02	0.05	0.05		0.01						No
Alloy Holdings, LLC	#2	43	10/12/2017	No	C			No	0.005	0.01	0.01	0.01	0.025	0.035		0.005						No
Armbrust International, Ltd.	#1	11	08/09/2017	Yes	C		4491	No	0.015	0.075	0.235	0.075	0.434	0.128	0.025	0.056					Total Nitrogen = 13.2 Ammonia = 0.139 Nitrate+Nitrite = 0.1 TKN = 13.2 As = 0.005	No
Armbrust International, Ltd.	#1	11	02/15/2017	Yes	C	2244		No	0.015	0.075	0.302	0.075	0.202	0.196	0.056	0.139					TKN = 15.2 Nitrate+Nitrite = 0.1 Ammonia = 0.293 Total Nitrogen = 15.2 As = 0.005	No
Armbrust International, Ltd.	#1	11	11/21/2017	No	C			No					0.084									No
Armbrust International, Ltd.	#1	11	11/29/2017	No	C			No					0.131									No
Armbrust International, Ltd.	#1	11	12/05/2017	No	C	670		No			0.5		0.48	0.271	0.34	0.025						No
Armbrust International, Ltd.	#1	11	11/15/2017	No	C	600		No			0.106		0.172	0.146	0.01	0.025						No
Armbrust International, Ltd.	#1	11	10/25/2017	No	C	6437		No	0.002	0.025	0.064	0.025	1.68	0.195	0.03	0.025						Yes
Armbrust International, Ltd.	#1	11	09/14/2017	No	C	6806		No			0.068		0.124	0.05	0.01	0.025						No
Armbrust International, Ltd.	#1	11	08/23/2017	No	C			No			0.048		0.211	0.119	0.03	0.025						No

**Field's Point
Significant User
Compliance Monitoring Results - 2017**

Company	Sample Location	Category	Sample Date	NBC Sample	Type	Flow	Volume	CDF	Cd	Cr	Cu	Pb	Ni	Zn	Cn	Ag	BOD	TSS	TTO	Total O&G	Other Parameters	Violation	
Armbrust International, Ltd.	#1	11	06/14/2017	No	C	8378		No			0.073		0.31	0.052	0.02	0.032						No	
Armbrust International, Ltd.	#1	11	05/15/2017	No	C	4488		No			0.079		0.134	0.086	0.01	0.025						No	
Armbrust International, Ltd.	#1	11	04/19/2017	No	C	6358		No	0.002	0.025	0.159	0.025	0.146	0.104	0.093	0.025						No	
Armbrust International, Ltd.	#1	11	03/21/2017	No	C	5012		No			0.276		0.404	0.299	0.02	0.026						No	
Armbrust International, Ltd.	#1	11	02/15/2017	No	C	4338		No			0.088		0.251	0.109	0.047	0.031						No	
Armbrust International, Ltd.	#1	11	01/12/2017	No	C	5835		No			0.345		1.1	0.43	0.03	0.077						No	
Armbrust International, Ltd.	#1	11	07/20/2017	No	C	7481		No			0.103		0.306	0.168	0.1	0.025						No	
Contract Specialties, Inc.	#1	11	11/13/2017	Yes	C	628		No	0.015	0.075	0.111	0.075	0.05	0.06	0.005	0.025						Total Nitrogen = 1.28 Ammonia = 0.1 Nitrate+Nitrite = 0.1 TKN = 1.28 As = 0.005	No
Contract Specialties, Inc.	#1	11	04/05/2017	Yes	C	4174		No	0.015	0.075	0.066	0.075	0.05	0.06	0.004	0.025						Total Nitrogen = 0.5 Ammonia = 0.1 Nitrate+Nitrite = 0.219 TKN = 0.5 As = 0.005	No
Contract Specialties, Inc.	#1	11	02/01/2017	No	C	967		No			0.11		0.04		0.01							No	
Contract Specialties, Inc.	#1	11	04/03/2017	No	C	971		No	0.02	0.05	0.22	0.05	0.04	0.05	0.01	0.01						No	
Contract Specialties, Inc.	#1	11	12/04/2017	No	C	788		No			0.27		0.04		0.01							No	
Contract Specialties, Inc.	#1	11	08/01/2017	No	C	1053		No			0.2		0.1		0.01							No	
Contract Specialties, Inc.	#1	11	10/02/2017	No	C	720		No	0.02	0.05	0.21	0.05	0.04	0.06	0.01	0.01						No	
Contract Specialties, Inc.	#1	11	06/05/2017	No	C	950		No			0.23		0.04		0.01							No	
DFI-EP, LLC	#1	11	01/09/2017	Yes	C	2460		N	0.015	0.075	0.044	0.075	0.316	2.45	0.061	0.025						Total Nitrogen = 0.5 Ammonia = 0.1 Nitrate+Nitrite = 0.161 TKN = 0.5 As = 0.005	No
DFI-EP, LLC	#1	11	01/24/2017	Yes	C	1616		N	0.015	0.075	0.026	0.075	0.17	0.25	0.219	0.025						TKN = 0.5 Nitrate+Nitrite = 0.1 Ammonia = 0.1 Total Nitrogen = 0.5 As = 0.005	No
DFI-EP, LLC	#1	11	01/03/2017	Yes	C	2890		N	0.015	0.075	0.091	0.075	0.13	0.51	0.339	0.025						As = 0.005 Total Nitrogen = 0.655 Ammonia = 0.1 Nitrate+Nitrite = 0.655 TKN = 0.5	No
DFI-EP, LLC	#1	11	03/17/2017	No	C	9000		N	0.02		0.06		0.19	0.07	0.01							No	
DiFruscia Industries, Inc.	#1	11	10/04/2017	Yes	C	11300		N	0.041	0.125	1.312	0.075	1.323	2.905	0.082	0.025						Total Nitrogen = 23.87 Ammonia = 0.1 Nitrate+Nitrite = 23 TKN = 0.867 As = 0.005	Yes
DiFruscia Industries, Inc.	#1	11	11/30/2017	Yes	C	10098		N	0.015	0.13	0.401	0.075	1.347	1.913	0.015	0.025						Nitrate+Nitrite = 11.6 Total Nitrogen = 11.6 Ammonia = 0.1 TKN = 0.5 As = 0.005	No
DiFruscia Industries, Inc.	#2	11	08/22/2017	No		16841		N														CN-EPA = 0.1	No
DiFruscia Industries, Inc.	#2	11	08/23/2017	No	C	16841		N														CN-EPA = 0.07	No
DiFruscia Industries, Inc.	#2	11	08/24/2017	No	C	16841		N														CN-EPA = 0.06	No
DiFruscia Industries, Inc.	#2	11	09/29/2017	No	C	20000		N														CN-EPA = 0.01	No
DiFruscia Industries, Inc.	#2	11	10/23/2017	No	C	20000		N														CN-EPA = 0.01	No
DiFruscia Industries, Inc.	#2	11	11/14/2017	No	C	25000		N														CN-EPA = 0.01	No
DiFruscia Industries, Inc.	#2	11	08/21/2017	No		16841		N														CN-EPA = 0.01	No

**Field's Point
Significant User
Compliance Monitoring Results - 2017**

Company	Sample Location	Category	Sample Date	NBC Sample	Type	Flow	Volume	CDF	Cd	Cr	Cu	Pb	Ni	Zn	Cn	Ag	BOD	TSS	TTO	Total O&G	Other Parameters	Violation	
Dominion Energy Manchester St., Inc.	#2	27	10/11/2017	No	C	4420		No	0.01	0.02	0.02	0.02	0.05	0.05		0.01						No	
Dominion Energy Manchester St., Inc.	#2	27	04/04/2017	No	C	17430		No	0.01	0.02	0.02	0.02	0.05	0.104		0.01						No	
E&M Enterprises, LTD	#1	11	01/17/2017	Yes	C	3990		No	0.015	0.075	0.358	0.075	0.302	0.06	0.356	0.025						Total Nitrogen = 0.5 Ammonia = 0.1 Nitrate+Nitrite = 0.1 TKN = 0.5 As = 0.005	No
E&M Enterprises, LTD	#2	11	04/04/2017	No	G		230	Yes														CN-EPA = 0	No
E&M Enterprises, LTD	#1	11	07/18/2017	Yes	C	4390		No	0.015	0.075	0.252	0.075	0.626	0.06	0.128	0.111						As = 0.005 Total Nitrogen = 0.815 Ammonia = 0.18 Nitrate+Nitrite = 0.115 TKN = 0.7	No
E&M Enterprises, LTD	#1	11	12/18/2017	No	C	345		No			0.02		0.04	0.01	0.05								No
E&M Enterprises, LTD	#1	11	10/17/2017	No	C	444		No	0.02	0.05	0.18	0.05	0.12	0.03	0.05	0.01							No
E&M Enterprises, LTD	#1	11	08/29/2017	No	C	380		No			0.35		0.06	0.07	0.57								No
E&M Enterprises, LTD	#1	11	06/13/2017	No	C	277		No			0.02		0.04	0.05	0.12								No
E&M Enterprises, LTD	#1	11	04/04/2017	No	C	118		No	0.02	0.05	0.03	0.05	0.04	0.02	0.49	0.16							No
E&M Enterprises, LTD	#1	11	02/06/2017	No	C	262		No			0.38		0.04	0.02	0.01								No
Eagle Laundry Inc.	#1	25	11/20/2017	Yes	C	1795		No									139.5	77		20.71	Total Nitrogen = 9.399 Ammonia = 2.16 Nitrate+Nitrite = 0.309 TKN = 9.09	No	
Eagle Laundry Inc.	#1	25	04/18/2017	Yes	C		1	No									194.98	46		50.99	Total Nitrogen = 7.117 Ammonia = 1.45 Nitrate+Nitrite = 0.227 TKN = 6.89	No	
Eagle Laundry Inc.	#1	25	03/20/2017	No	C			No									247	72		113		No	
Eagle Laundry Inc.	#1	25	09/25/2017	No	G			No									34	52		20		No	
Eagle Laundry Inc.	#1	25	06/26/2017	No	C			No									361	51				No	
Eagle Laundry Inc.	#1	25	12/28/2017	No	G			No									160	47				No	
Eastern Color & Chemical Co.	#1	22	01/12/2017	No	C	1000		N												1.73		No	
Electrolizing, Inc.	#1	11	01/27/2017	Yes	C	52		No	0.015	0.268	0.062	0.075	0.05	1.05	0.005	0.025						Total Nitrogen = 29.4 Ammonia = 0.671 Nitrate+Nitrite = 29.4 As = 0.005	No
Electrolizing, Inc.	#1	11	07/26/2017	Yes	C	4937		No	0.015	0.075	0.02	0.075	0.05	1.85	0.005	0.025						Total Nitrogen = 27.8 Ammonia = 0.451 Nitrate+Nitrite = 27.8 TKN = 2.5 As = 0.005	No
Electrolizing, Inc.	#1	11	02/10/2017	No	C	9949		No		0.09			0.04	0.83	0.02								No
Electrolizing, Inc.	#1	11	10/06/2017	No	C	5910		No	0.02	0.11	0.04	0.05	0.04	0.32	0.01	0.01							No
Electrolizing, Inc.	#1	11	04/12/2017	No	C	9949		No	0.02	0.12	0.02	0.05	0.04	0.66	0.18	0.01							No
Electrolizing, Inc.	#1	11	08/18/2017	No	C	9051		No		0.11			0.04	0.61	0.01								No
Electrolizing, Inc.	#1	11	12/15/2017	No	C	7182		No		0.21			0.06	0.55	0.01								No
Electrolizing, Inc.	#1	11	06/14/2017	No	C	10473		No		0.05			0.04	0.64	0.01								No
Electrolizing, Inc.	#2	11	04/12/2017	No	G	9949	90	Yes		0.89			0.04	0.1									No
Electrolizing, Inc.	#2	11	10/06/2017	No	G	5910	90	Yes		1.65			0.04	0.12									No
G. Tanury Plating Company	#18	11	10/26/2017	No	G	46339	60	Yes			0.66	0.08	9.01	1.18								Total Metal-EPA = 9.85	No
G. Tanury Plating Company	#6	11	03/28/2017	No	G	46017	185	Yes			6.25	1.42	1.58	1.51								Total Metal-EPA = 9.34	No
G. Tanury Plating Company	#21	11	12/20/2017	No	G	47663	70	Yes			4.12	0.55	1.86	0.22								Total Metal-EPA = 6.2	No
G. Tanury Plating Company	#13	11	07/26/2017	No	G	47012	70	Yes			3.05	0.86	1.68	0.75								Total Metal-EPA = 5.48	No
G. Tanury Plating Company	#17	11	10/26/2017	No	G	46339	70	Yes			21.2	1.03	14.2	8.7								Total Metal-EPA = 44.1	No
G. Tanury Plating Company	#14	11	08/29/2017	No	G	46264	45	Yes			2.59	0.76	1.91	0.15								Total Metal-EPA = 4.65	No
G. Tanury Plating Company	#9	11	05/25/2017	No	G	46264	70	Yes			2.43	0.48	1.51	0.1								Total Metal-EPA = 4.04	No

**Field's Point
Significant User
Compliance Monitoring Results - 2017**

Company	Sample Location	Category	Sample Date	NBC Sample	Type	Flow	Volume	CDF	Cd	Cr	Cu	Pb	Ni	Zn	Cn	Ag	BOD	TSS	TTO	Total O&G	Other Parameters	Violation
G. Tanury Plating Company	#10	11	05/25/2017	No	G	46264	70	Yes			17.2	0.3	16.3	2.92							Total Metal-EPA = 36.42	No
G. Tanury Plating Company	#4	11	02/23/2017	No	G	47780	60	Yes			9.68	0.81	22.2	0.36							Total Metal-EPA = 32.24	No
G. Tanury Plating Company	#15	11	08/29/2017	No	G	46264	185	Yes			2.73	0.05	0.7	0.42							Total Metal-EPA = 3.85	No
G. Tanury Plating Company	#20	11	12/20/2017	No	G	47663	25	Yes			83.2	6.09	106.5	9.91							Total Metal-EPA = 199.61	No
G. Tanury Plating Company	#3	11	01/24/2017	No	G	47558	225	Yes			6.29	1.67	11.5	1.49							Total Metal-EPA = 19.28	No
G. Tanury Plating Company	#16	11	09/27/2017	No	G	46264	70	Yes			3.84	1.24	6.45	0.03							Total Metal-EPA = 10.32	No
G. Tanury Plating Company	#5	11	02/23/2017	No	G	47780	40	Yes			0.17	0.05	1.33	0.02							Total Metal-EPA = 1.52	No
G. Tanury Plating Company	#8	11	04/25/2017	No	G	46025	50	Yes			0.88	0.05	0.09	0.03							Total Metal-EPA = 1	No
G. Tanury Plating Company	#1	11	01/25/2017	Yes	C	52660		No	0.015	0.075	0.435	0.075	0.254	0.087	0.043	0.025					Total Metal-EPA = 0.85 Total Nitrogen = 0.5 Ammonia = 0.1 Nitrate+Nitrite = 0.355 TKN = 0.5 As = 0.005 Total Metal-EPA = 0.85	No
G. Tanury Plating Company	#7	11	04/25/2017	No	G	46025	25	Yes			0.02	0.05	0.62	0.06							Total Metal-EPA = 0.7	No
G. Tanury Plating Company	#1	11	06/28/2017	No	C	46189		No			0.21		0.14	0.07	0.01	0.01					Total Metal-EPA = 0.42	No
G. Tanury Plating Company	#1	11	05/25/2017	No	C	46264		No			0.26		0.06	0.07	0.01	0.01					Total Metal-EPA = 0.39	No
G. Tanury Plating Company	#19	11	11/27/2017	No	C	47274	25	Yes			0.19	0.05	0.13	0.06							Total Metal-EPA = 0.38	No
G. Tanury Plating Company	#1	11	04/25/2017	No	C	46025		No	0.02	0.05	0.23	0.05	0.05	0.04	0.04	0.01					Total Metal-EPA = 0.37	No
G. Tanury Plating Company	#1	11	07/26/2017	No	C	47012		No			0.27		0.04	0.04	0.01	0.01					Total Metal-EPA = 0.35	No
G. Tanury Plating Company	#1	11	10/26/2017	No	C	46339		No	0.02	0.05	0.06	0.05	0.05	0.18	0.01	0.01					Total Metal-EPA = 0.34	No
G. Tanury Plating Company	#1	11	01/24/2017	No	C	47558		No			0.22		0.04	0.05	0.01	0.01					Total Metal-EPA = 0.31	No
G. Tanury Plating Company	#1	11	09/27/2017	No	C	46264		No			0.24		0.04	0.03	0.01	0.01					Total Metal-EPA = 0.31	No
G. Tanury Plating Company	#1	11	08/29/2017	No	C	46264		No			0.21		0.05	0.05	0.01	0.01					Total Metal-EPA = 0.31	No
G. Tanury Plating Company	#1	11	11/27/2017	No	C	47274		No			0.06		0.07	0.16	0.01	0.02					Total Metal-EPA = 0.29	No
G. Tanury Plating Company	#1	11	02/23/2017	No	C	47780		No			0.19		0.04	0.05	0.03	0.01					Total Metal-EPA = 0.28	No
G. Tanury Plating Company	#1	11	03/28/2017	No	C	46017		No			0.19		0.04	0.01	0.07	0.01					Total Metal-EPA = 0.24	No
G. Tanury Plating Company	#1	11	12/20/2017	No	C	47663		No			0.06		0.04	0.12	0.01	0.01					Total Metal-EPA = 0.22	No
G. Tanury Plating Company	#12	11	06/28/2017	No	G	46189	50	Yes			0.02	0.05	0.05	0.005							Total Metal-EPA = 0.08	No
G. Tanury Plating Company	#11	11	06/28/2017	No	G	46189	80	Yes			0.02	0.05	0.04	0.005							Total Metal-EPA = 0.06	No
G. Tanury Plating Company	#1	11	07/31/2017	Yes	C	44880		No	0.015	0.075	0.691	0.075	0.262	0.11	0.884	0.025					TKN = 1.07 Nitrate+Nitrite = 0.281 Ammonia = 0.109 Total Nitrogen = 1.351 Total Metal-EPA = 1.14 As = 0.005 Total Metal-EPA = 1.14	Yes
G. Tanury Plating Company	#2	11	08/29/2017	No	C	46264		No													CN-EPA = 0.06	No
G. Tanury Plating Company	#2	11	03/28/2017	No	C	46017		No													CN-EPA = 0.04	No
G. Tanury Plating Company	#2	11	05/25/2017	No	C	46264		No													CN-EPA = 0.03	No
G. Tanury Plating Company	#2	11	02/23/2017	No	C	47780		No													CN-EPA = 0.03	No
G. Tanury Plating Company	#2	11	06/28/2017	No	C	46189		No													CN-EPA = 0.03	No
G. Tanury Plating Company	#2	11	09/27/2017	No	C	46264		No													CN-EPA = 0.02	No
G. Tanury Plating Company	#2	11	01/24/2017	No	C	47558		No													CN-EPA = 0.01	No
G. Tanury Plating Company	#2	11	12/20/2017	No	C	47663		No													CN-EPA = 0.01	No
G. Tanury Plating Company	#2	11	04/25/2017	No	C	46025		No													CN-EPA = 0.01	No
G. Tanury Plating Company	#2	11	10/26/2017	No	C	46339		No													CN-EPA = 0.01	No
G. Tanury Plating Company	#2	11	11/27/2017	No	C	47274		No													CN-EPA = 0.01	No
G. Tanury Plating Company	#2	11	07/26/2017	No	C	47012		No													CN-EPA = 0.01	No
G. Tanury Plating Company	#1	11	10/18/2017	No	C	46000		No							0.01							No
G. Tanury Plating Company	#1	11	10/11/2017	No	C	46000		No							0.01							No
G. Tanury Plating Company	#1	11	10/04/2017	No	C	46000		No							0.01							No

**Field's Point
Significant User
Compliance Monitoring Results - 2017**

Company	Sample Location	Category	Sample Date	NBC Sample	Type	Flow	Volume	CDF	Cd	Cr	Cu	Pb	Ni	Zn	Cn	Ag	BOD	TSS	TTO	Total O&G	Other Parameters	Violation
Ideal Plating & Polishing Co., Inc.	#1	11	08/01/2017	Yes	C	3480		No	0.015	0.525	0.418	0.075	0.409	0.336	0.165	0.025					Total Nitrogen = 2.56 Ammonia = 0.873 TKN = 1.53 As = 0.005 Nitrate+Nitrite = 1.03	No
Ideal Plating & Polishing Co., Inc.	#1	11	01/31/2017	Yes	C	2394		No	0.015	0.149	0.276	0.075	0.355	0.386	0.133	0.025					Total Nitrogen = 0.5 Ammonia = 0.1 Nitrate+Nitrite = 0.1 TKN = 0.5 As = 0.005	No
Ideal Plating & Polishing Co., Inc.	#1	11	08/03/2017	No	C	2394		No		0.95	0.48		0.41	0.09	0.31							No
Ideal Plating & Polishing Co., Inc.	#1	11	10/03/2017	No	C	1646		No	0.02	0.28	0.79	0.05	0.5	0.23	0.2	0.01						No
Ideal Plating & Polishing Co., Inc.	#1	11	06/15/2017	No	C	2244		No		0.05	0.46		0.43	0.19	0.05							No
Ideal Plating & Polishing Co., Inc.	#1	11	02/13/2017	No	C	2850		No		0.06	0.28		0.22	0.11	0.08							No
Ideal Plating & Polishing Co., Inc.	#1	11	04/06/2017	No	C	2394		No	0.02	0.19	0.3	0.05	0.33	0.06	0.11	0.01						No
Ideal Plating & Polishing Co., Inc.	#1	11	12/01/2017	No	C	1945		No		0.18	0.82		0.41	0.1	0.53							No
Induplate LLC	#1	11	07/24/2017	Yes	C	7900		No	0.015	0.075	0.073	0.075	0.05	0.334	0.018	0.025					Total Nitrogen = 2.985 Ammonia = 0.1 Nitrate+Nitrite = 2.48 TKN = 0.505 As = 0.005	No
Induplate LLC	#1	11	01/19/2017	Yes	C	21910		No	0.015	0.075	0.093	0.075	0.094	0.173	0.006	0.025					As = 0.005	No
Induplate LLC	#1	11	03/21/2017	No	C			No		0.05	0.02		0.04	0.27	0.01							No
Induplate LLC	#1	11	02/22/2017	No	C		150	No		0.05	0.04		0.04	0.11	0.01							No
Induplate LLC	#1	11	12/14/2017	No	C	109947	109947	No		0.45	0.06		0.17	0.5	0.01							No
Induplate LLC	#1	11	01/19/2017	No	C	58779		No		0.47	0.1		0.17	0.17	0.01							No
Induplate LLC	#1	11	07/24/2017	No	C			No		0.05	0.02		0.04	0.03	0.01							No
Induplate LLC	#1	11	08/24/2017	No	C	49400		No		0.08	0.04		0.04	0.07	0.02							No
Induplate LLC	#1	11	09/25/2017	No	C	33800		No		0.05	0.03		0.04	0.1	0.01							No
Induplate LLC	#1	11	04/25/2017	No	C			No	0.02	0.05	0.02	0.05	0.04	0.005	0.01	0.01						No
Induplate LLC	#1	11	10/25/2017	No	C			No	0.02	0.05	0.02	0.05	0.04	0.02	0.01	0.01						No
Induplate LLC	#1	11	11/20/2017	No	C	69545		No		0.05	0.02		0.04	0.13	0.01							No
Induplate LLC	#1	11	06/21/2017	No	C			No		0.05	0.02		0.04	0.08	0.01							No
Induplate LLC	#1	11	05/25/2017	No	C			No		0.52	0.03		0.13	0.11	0.01							No
Induplate LLC	#2	11	03/21/2017	No	G	58779	800	Yes		0.05	0.02		0.04	0.15								No
Induplate LLC	#2	11	01/19/2017	No	G	58779	800	Yes		0.44	0.1		0.1	0.16								No
Induplate LLC	#2	11	11/20/2017	No	G	46228	46228	Yes		0.05	0.03		0.04	0.14								No
Induplate LLC	#2	11	09/25/2017	No	G	33800	800	Yes		0.05	0.02		0.04	0.04								No
Induplate LLC	#2	11	07/24/2017	No	G	58779	800	Yes		0.05	0.02		0.04	0.01								No
Induplate LLC	#2	11	05/25/2017	No	G	58779	800	Yes		0.91	0.03		0.24	0.2								No
Induplate LLC	#3	11	04/25/2017	No	G	58779	150	Yes							0.01							No
Induplate LLC	#3	11	06/21/2017	No	G	58779	150	Yes							0.01							No
Induplate LLC	#3	11	12/14/2017	No	G	150	150	Yes							0.01							No
Induplate LLC	#3	11	08/24/2017	No	G	49400	150	Yes							0.01							No
Induplate LLC	#3	11	10/25/2017	No	G	150	150	Yes							0.01							No
Induplate LLC	#3	11	02/22/2017	No	G	58779	150	Yes							0.01							No
International Chromium Plating	#1	11	11/01/2017	Yes	C	2244		No	0.015	0.075	0.02	0.075	0.341	0.06	0.007	0.025					Total Nitrogen = 0.782 Ammonia = 0.227 Nitrate+Nitrite = 0.782 TKN = 0.5 As = 0.005	No
International Chromium Plating	#1	11	02/08/2017	Yes	C	299		No	0.015	0.137	0.032	0.075	0.05	0.06	0.008	0.025					As = 0.005 Total Nitrogen = 0.5 Ammonia = 0 Nitrate+Nitrite = 0.1 TKN = 0.5	No

**Field's Point
Significant User
Compliance Monitoring Results - 2017**

Company	Sample Location	Category	Sample Date	NBC Sample	Type	Flow	Volume	CDF	Cd	Cr	Cu	Pb	Ni	Zn	Cn	Ag	BOD	TSS	TTO	Total O&G	Other Parameters	Violation		
International Chromium Plating	#1	11	10/04/2017	No	C	1422		No	0.02	1.02	0.07	0.05	0.27	0.05	0.03	0.01							No	
International Chromium Plating	#1	11	06/13/2017	No	C	1272		No		0.08	0.03		0.05	0.02	0.01									No
International Chromium Plating	#1	11	02/07/2017	No	C	1646		No		0.08	0.12		0.05	0.07	0.09									No
International Chromium Plating	#1	11	04/04/2017	No	C	1713		No	0.02	0.32	0.06	0.05	0.13	0.15	0.1	0.01								No
International Chromium Plating	#1	11	08/21/2017	No	C	1197		No		0.07	0.07		0.2	0.09	0.01									No
International Chromium Plating	#1	11	12/01/2017	No	C	1197		No		0.12	0.05		0.48	0.09	0.01									No
International Chromium Plating	#2	11	06/16/2017	No	G	3196	1400	Yes		0.21	0.23		0.71	0.23	0.01									No
International Chromium Plating	#2	11	04/18/2017	No	G	3620	1450	Yes		0.05	0.16		0.07	0.12	0.01									No
International Chromium Plating	#2	11	02/13/2017	No	G	2398	1500	Yes		0.05	0.15		0.18	0.11	0.01									No
International Chromium Plating	#2	11	10/19/2017	No	G	3770	1600	Yes		0.08	0.12		0.16	0.01	0.01									No
International Chromium Plating	#2	11	12/07/2017	No	G	2122	1300	Yes		0.05	0.04		0.13	0.04	0.02									No
International Chromium Plating	#2	11	08/30/2017	No	G	2622	1500	Yes		0.28	0.12		0.14	0.16	0.03									No
International Etching, Inc.	#1	11	08/23/2017	Yes	C	5990		No	0.015	0.075	5.46	0.075	0.057	0.491	0.019	0.025						Total Nitrogen = 337.284 Ammonia = 22.1 Nitrate+Nitrite = 0.284 TKN = 337 As = 0.005	Yes	
International Etching, Inc.	#1	11	01/26/2017	Yes	C	3890		No	0.015	0.075	0.146	0.075	0.05	0.06	0.006	0.025						As = 0.005 Total Nitrogen = 16.9 Ammonia = 2.33 Nitrate+Nitrite = 0.1 TKN = 16.9	No	
International Etching, Inc.	#1	11	11/01/2017	Yes	C	7530		No	0.015	0.075	0.02	0.075	0.05	0.06	0.006	0.025						As = 0.005 Total Nitrogen = 0.5 Ammonia = 0.1 Nitrate+Nitrite = 0.102 TKN = 0.5	No	
International Etching, Inc.	#1	11	08/01/2017	No	C	3650		No			0.11			0.02										No
International Etching, Inc.	#1	11	04/08/2017	No	C	2100		No	0.02	0.05	0.13	0.05	0.04	0.02	0.01	0.01								No
International Etching, Inc.	#1	11	02/22/2017	No	C	3700		No			0.04			0.01										No
International Etching, Inc.	#1	11	09/27/2017	No	C	5970		No			0.08													No
International Etching, Inc.	#1	11	06/10/2017	No	C	3100		No			0.02			0.02										No
International Etching, Inc.	#1	11	12/02/2017	No	C	3270		No			0.02			0.01										No
International Etching, Inc.	#1	11	10/13/2017	No	C	6320		No	0.02	0.05	0.64	0.05	0.04	0.05	0.01	0.01								No
International Etching, Inc.	#1	11	10/04/2017	No	C	6030		No			0.02													No
International Etching, Inc.	#1	11	09/22/2017	No	C	5890		No			0.02													No
International Etching, Inc.	#1	11	09/12/2017	No	C	6120		No			0.02													No
International Etching, Inc.	#1	11	08/28/2017	No	C	5750		No			0.05													No
International Etching, Inc.	#2	11	02/22/2017	No	G	3700	130	Yes			0.23			0.14										No
International Etching, Inc.	#3	11	06/10/2017	No	G	3100	35	Yes			0.005			0.005										No
International Etching, Inc.	#4	11	08/01/2017	No	G	3650	130	Yes			11.3			1.11										No
International Etching, Inc.	#5	11	12/02/2017	No	G	3270	110	Yes			0.44			0.39										No
International Insignia Corporation	#1	11	03/28/2017	Yes	C	4940		No	0.015	0.075	0.295	0.075	0.455	0.08	0.008	0.025						Total Nitrogen = 9.116 TKN = 8.97 Ammonia = 1.51 As = 0.005 Nitrate+Nitrite = 0.146	No	
International Insignia Corporation	#1	11	11/16/2017	Yes	C	7770	1	No	0.015	0.075	0.434	0.075	0.527	0.117	0.006	0.025						Total Nitrogen = 13.428 Ammonia = 1.47 Nitrate+Nitrite = 0.128 TKN = 13.3 As = 0.005	No	

**Field's Point
Significant User
Compliance Monitoring Results - 2017**

Company	Sample Location	Category	Sample Date	NBC Sample	Type	Flow	Volume	CDF	Cd	Cr	Cu	Pb	Ni	Zn	Cn	Ag	BOD	TSS	TTO	Total O&G	Other Parameters	Violation	
International Insignia Corporation	#1	11	09/21/2017	Yes	C	1740		No	0.015	0.075		0.075	0.762	0.359	0.008	0.025					Ammonia = 2.95 Nitrate+Nitrite = 1 TKN = 18.6 As = 0.005 Total Nitrogen = 19.6	No	
International Insignia Corporation	#1	11	06/15/2017	No	C	3355		No			0.32	0.05	0.61		0.04							No	
International Insignia Corporation	#1	11	02/23/2017	No	C	4122		No			0.19	0.05	0.35		0.07							No	
International Insignia Corporation	#1	11	10/16/2017	No	C	2590		No			0.71											No	
International Insignia Corporation	#1	11	10/03/2017	No	C	281		No	0.02	0.05	0.68	0.05	0.62	0.18	0.03	0.01						No	
International Insignia Corporation	#1	11	09/21/2017	No	C			No			1.831											Yes	
International Insignia Corporation	#1	11	12/04/2017	No	C	3925		No			0.73	0.05	0.57		0.01							No	
International Insignia Corporation	#1	11	04/06/2017	No	C	2761		No	0.02	0.05	0.33	0.05	0.8	0.11	0.02	0.02						No	
International Insignia Corporation	#1	11	08/03/2017	No	C	3961		No			0.72	0.05	0.58		0.01							No	
International Insignia Corporation	#1	11	10/19/2017	No	C	3180		No			0.66											No	
International Insignia Corporation	#1	11	10/24/2017	No	C	2892		No			0.78											No	
International Insignia Corporation	#2	11	02/23/2017	No	G	4122	345	Yes			1.43	1.59	1.14	0.73								No	
International Insignia Corporation	#2	11	08/03/2017	No	G	3961	314	Yes			3.62	1.36	0.87	0.74								No	
International Insignia Corporation	#2	11	06/15/2017	No	G	3355	438	Yes			0.71	0.36	0.5	0.3								No	
International Insignia Corporation	#2	11	04/06/2017	No	G	2761	314	Yes			1.13	0.98	0.95	0.48								No	
International Insignia Corporation	#3	11	10/03/2017	No	G	3281	75	Yes			1.41	3.82	21.3	0.24							54.2	No	
International Insignia Corporation	#3	11	06/15/2017	No	G	3355	75	Yes			1.28	0.65	25.1	22.8							23.2	No	
International Insignia Corporation	#3	11	06/15/2017	No	G	3355	75	Yes			1.28	0.65	25.1	22.8							23.2	No	
International Insignia Corporation	#3	11	02/23/2017	No	G	4122	75	Yes			15.1	0.43	38.9	14.6							6.7	No	
International Insignia Corporation	#4	11	10/03/2017	No	G	3281	15	Yes			69.7	0.52	6.87	13.9								No	
International Insignia Corporation	#4	11	04/06/2017	No	G	2761	15	Yes			0.33	3.05	9.98	1.62								No	
Ira Green, Inc.	#1	11	03/07/2017	Yes	C	17600		No	0.015	0.075	0.263	0.075	0.05	0.06	0.005	0.025					TKN = 0.609 Nitrate+Nitrite = 0.1 Ammonia = 0.1 Total Nitrogen = 0.612 As = 0.005	No	
Ira Green, Inc.	#3	11	12/01/2017	No	G	30500	400	Yes			0.172											CN-EPA = 0.51	No
Ira Green, Inc.	#3	11	04/06/2017	No	G	28200	400	Yes			0.102											CN-EPA = 0.355	No
Ira Green, Inc.	#3	11	02/03/2017	No	G	25200	400	Yes			0.15											CN-EPA = 0.15	No
Ira Green, Inc.	#3	11	06/05/2017	No	G	30700	400	Yes			0.061											CN-EPA = 0.115	No
Ira Green, Inc.	#3	11	08/07/2017	No	G	34800	400	Yes			0.038											CN-EPA = 0.08	No
Ira Green, Inc.	#3	11	10/10/2017	No	G	32800	400	Yes			0.28											CN-EPA = 0.01	No
Ira Green, Inc.	#1	11	09/06/2017	Yes	C	21200		No	0.015	0.075	0.113	0.075	0.05	0.06	0.008	0.025					As = 0.005 Total Nitrogen = 0.5 Ammonia = 0.1 Nitrate+Nitrite = 0.128 TKN = 0.5	No	
Ira Green, Inc.	#1	11	07/06/2017	No	C	30200		No			0.072											No	
Ira Green, Inc.	#1	11	02/03/2017	No	C	25200		No			0.04		0.029		0.01							No	
Ira Green, Inc.	#1	11	08/07/2017	No	C	34800		No			0.208		0.029		0.01							No	
Ira Green, Inc.	#1	11	07/05/2017	No	C	29100		No			0.057											No	
Ira Green, Inc.	#1	11	06/30/2017	No	C	30200		No			0.297											No	
Ira Green, Inc.	#1	11	09/12/2017	No	C	36900		No			0.08		0.019		0.01							No	
Ira Green, Inc.	#1	11	07/05/2017	No	C	29100		No			0.33		0.09		0.01							No	
Ira Green, Inc.	#1	11	06/05/2017	No	C	30700		No			1.46		0.144		0.02							Yes	
Ira Green, Inc.	#1	11	10/10/2017	No	C	32800		No	0.001	0.001	0.058	0.001	0.006	0.015	0.01	0.001						No	
Ira Green, Inc.	#1	11	05/05/2017	No	C	28500		No			0.093		0.273		0.168							No	
Ira Green, Inc.	#1	11	04/06/2017	No	C	28200		No	0.004	0.005	0.174	0.005	0.035	0.036	0.01	0.005						No	
Ira Green, Inc.	#1	11	11/03/2017	No	C	33200		No			0.021		0.018		0.01							No	
Ira Green, Inc.	#1	11	07/07/2017	No	C	32700		No			0.056											No	
Ira Green, Inc.	#1	11	03/03/2017	No	C	27300		No			0.09		0.081		0.01							No	
Ira Green, Inc.	#1	11	12/01/2017	No	C	30500		No			0.352		0.181		0.01							No	

**Field's Point
Significant User
Compliance Monitoring Results - 2017**

Company	Sample Location	Category	Sample Date	NBC Sample	Type	Flow	Volume	CDF	Cd	Cr	Cu	Pb	Ni	Zn	Cn	Ag	BOD	TSS	TTO	Total O&G	Other Parameters	Violation	
Ira Green, Inc.	#1	11	01/04/2017	No	C	27200		No			0.06		0.067		0.01							No	
Ira Green, Inc.	#2	11	01/04/2017	No	G	27200	800	Yes			1.19	0.007	0.069	0.6								No	
Ira Green, Inc.	#2	11	11/03/2017	No	G	33200	800	Yes			0.163	0.005	0.018	0.161								No	
Ira Green, Inc.	#2	11	09/12/2017	No	G	36900	800	Yes			0.391	0.005	0.005	0.134								No	
Ira Green, Inc.	#2	11	07/05/2017	No	G	29100	800	Yes			1.27	0.05	0.056	0.7								No	
Ira Green, Inc.	#2	11	05/05/2017	No	G	28500	800	Yes			8.77	0.011	0.108	1.27								No	
Ira Green, Inc.	#2	11	03/03/2017	No	G	27300	800	Yes			0.29	0.005	0.097	0.81								No	
Ira Green, Inc.	#4	11	09/12/2017	No	G	36900	300	Yes			2.6	0.005	0.005	0.083								No	
Ira Green, Inc.	#4	11	01/04/2017	No	G	27200	300	Yes			0.06	0.005	0.057	0.12								No	
Ira Green, Inc.	#4	11	11/03/2017	No	G	33200	300	Yes			0.445	0.005	0.087	0.226								No	
Ira Green, Inc.	#4	11	03/03/2017	No	G	27300	300	Yes			0.1	0.005	0.005	0.03								No	
Ira Green, Inc.	#4	11	05/05/2017	No	G	28500	300	Yes			2.08	0.005	0.059	0.406								No	
Ira Green, Inc.	#4	11	07/05/2017	No	G	29100	300	Yes			2.59	0.005	0.033	0.403								No	
Ira Green, Inc.	#5	11	02/03/2017	No	G	25200	300	Yes			0.22	0.018	25.6	17.4								No	
Ira Green, Inc.	#5	11	12/01/2017	No	G	30500	300	Yes			0.346	0.005	0.368	0.91								No	
Ira Green, Inc.	#5	11	10/10/2017	No	G	32800	300	Yes			0.21	0.005	0.163	1.15								No	
Ira Green, Inc.	#5	11	08/07/2017	No	G	34800	300	Yes			1.57	0.005	0.22	1.03								No	
Ira Green, Inc.	#5	11	04/06/2017	No	G	28200	300	Yes			0.27	0.008	0.745	1.71								No	
Ira Green, Inc.	#5	11	06/05/2017	No	G	30700	300	Yes			0.912	0.005	0.346	1.43								No	
Mahr Federal Inc.	#1	11	09/20/2017	Yes	C	1496		No	0.015	0.615	0.036	0.075	0.05	0.06	0.004	0.025				0.002	4	Total Nitrogen = 0.5 Ammonia = 0.5 Nitrate+Nitrite = 0.219 TKN = 0.1 As = 0.005	No
Mahr Federal Inc.	#1	11	03/13/2017	Yes	C	353		No	0.015	1.11	0.057	0.075	0.05	0.06	0.006	0.025				0.001	4	As = 0.005 TKN = 0.5 Nitrate+Nitrite = 0.119	No
Mahr Federal Inc.	#1	11	06/06/2017	No	C	2128		No		1.08	0.03		0.04	0.01								No	
Mahr Federal Inc.	#1	11	10/04/2017	No	C	930		No	0.02	1.59	0.08	0.05	0.04	0.05	0.01	0.01						No	
Mahr Federal Inc.	#1	11	04/05/2017	No	C	912		No	0.02	2.07	0.08	0.05	0.04	0.08	0.03	0.02						No	
Mahr Federal Inc.	#1	11	02/02/2017	No	C	1000		No		1.26	0.07		0.04	0.02								No	
Mahr Federal Inc.	#1	11	12/04/2017	No	C	1576		No		0.4	0.03		0.04	0.06								No	
Mahr Federal Inc.	#1	11	08/07/2017	No	C	3194		No		0.22	0.02		0.04	0.005								No	
Mahr Federal Inc.	#2	11	10/04/2017	No	G		25	N													4.2	No	
Mahr Federal Inc.	#2	11	04/05/2017	No	G		50	N													2.8	No	
Metallurgical Solutions, Inc.	#1	11	02/22/2017	Yes	G			No	0.015	2.17	0.479	0.075	0.445	0.112	0.05	0.025						Total Nitrogen = 646 Ammonia = 0.992 Nitrate+Nitrite = 646 TKN = 2.5 As = 0.007	No
Metallurgical Solutions, Inc.	#1	11	09/06/2017	Yes	G		1	No	0.015	1.61	0.43	0.075	0.736	0.311	0.08	0.025						As = 0.008 Total Nitrogen = 1380 Ammonia = 0.1 Nitrate+Nitrite = 1380 TKN = 0.5	No
Metallurgical Solutions, Inc.	#1	11	07/10/2017	No	G			No	0.02	0.07	0.08	0.05	0.23	0.07	0.01	0.03							No
Metallurgical Solutions, Inc.	#1	11	01/26/2017	No	G			No	0.02	0.05	0.21	0.07	0.73	0.16	0.09	0.09							No
Monarch Metal Finishing Co. - Aurora St.	#1	11	10/12/2017	Yes	C	524		No	0.018	0.063	1.062				0.782							Total Nitrogen = 23.9 As = 0.005 TKN = 4.8 Ammonia = 4.65 Nitrate+Nitrite = 19.1	Yes

**Field's Point
Significant User
Compliance Monitoring Results - 2017**

Company	Sample Location	Category	Sample Date	NBC Sample	Type	Flow	Volume	CDF	Cd	Cr	Cu	Pb	Ni	Zn	Cn	Ag	BOD	TSS	TTO	Total O&G	Other Parameters	Violation
Monarch Metal Finishing Co. - Aurora St.	#1	11	02/22/2017	Yes	C	1346		No	0.015	0.075	0.035	0.075	0.083	0.06	0.07	0.025					Total Nitrogen = 1.34 Ammonia = 0.1 Nitrate+Nitrite = 0.1 TKN = 1.34 As = 0.005	No
Monarch Metal Finishing Co. - Aurora St.	#2	11	10/12/2017	No	G	748		No													CN-EPA = 2	Yes
Monarch Metal Finishing Co. - Aurora St.	#2	11	12/01/2017	No	G	748		No													CN-EPA = 0.73	No
Monarch Metal Finishing Co. - Aurora St.	#2	11	02/22/2017	No	G	3441		No													CN-EPA = 0.64	No
Monarch Metal Finishing Co. - Aurora St.	#2	11	12/08/2017	No	G	374		No													CN-EPA = 0.36	No
Monarch Metal Finishing Co. - Aurora St.	#2	11	11/22/2017	No	G	2244		No													CN-EPA = 0.34	No
Monarch Metal Finishing Co. - Aurora St.	#2	11	06/29/2017	No	G	150		No													CN-EPA = 0.21	No
Monarch Metal Finishing Co. - Aurora St.	#2	11	04/17/2017	No	G	2244		No													CN-EPA = 0.18	No
Monarch Metal Finishing Co. - Aurora St.	#2	11	08/24/2017	No	G	972		No													CN-EPA = 0.13	No
Monarch Metal Finishing Co. - Aurora St.	#2	11	11/16/2017	No	G	224		No													CN-EPA = 0.11	No
Monarch Metal Finishing Co. - Aurora St.	#1	11	06/29/2017	No	C	150		No			0.32		0.29	0.13	0.13	0.01						No
Monarch Metal Finishing Co. - Aurora St.	#1	11	04/17/2017	No	C	2244		No	0.02	0.05	0.34	0.05	0.24	0.36	0.15	0.07						No
Monarch Metal Finishing Co. - Aurora St.	#1	11	02/22/2017	No	C	3441		No	0.02	0.05	0.06	0.05	0.1	0.02	0.16	0.01						No
Monarch Metal Finishing Co. - Aurora St.	#1	11	08/24/2017	No	C	972		No			0.26		0.66	0.27	0.1	0.04						No
Monarch Metal Finishing Co. - Aurora St.	#1	11	12/08/2017	No	C	374		No			0.14		0.04	0.06	0.01	0.01						No
Monarch Metal Finishing Co. - Aurora St.	#1	11	12/14/2017	No	C	449		No								0.22						No
Monarch Metal Finishing Co. - Aurora St.	#1	11	12/01/2017	No	C	748		No								0.32						No
Monarch Metal Finishing Co. - Aurora St.	#1	11	11/22/2017	No	C	2244		No								0.28						No
Monarch Metal Finishing Co. - Aurora St.	#1	11	10/12/2017	No	C	748		No				0.063	0.367	0.106		0.018						No
Monarch Metal Finishing, Inc.	#1	11	01/24/2017	Yes	C	15484		No	0.018	0.063	0.625	0.075	1.42	0.597	0.108	0.025					Total Nitrogen = 25.679 As = 0.005 TKN = 25.1 Nitrate+Nitrite = 0.579 Ammonia = 21.8	No
Monarch Metal Finishing, Inc.	#1	11	08/01/2017	Yes	C	15784		No					0.814	0.56		0.028					Total Nitrogen = 19.756 Ammonia = 15.8 Nitrate+Nitrite = 0.556 As = 0.005 TKN = 19.2	No
Monarch Metal Finishing, Inc.	#2	11	01/12/2017	No	C	22068		No													CN-EPA = 0.11	No
Monarch Metal Finishing, Inc.	#2	11	07/28/2017	No	C	14961		No													CN-EPA = 0.05	No
Monarch Metal Finishing, Inc.	#1	11	01/12/2017	No	C	22068		No			0.38		0.92	0.32	0.01							No
Monarch Metal Finishing, Inc.	#1	11	01/24/2017	No	C	24012		No	0.02	0.05	0.57	0.063	1.355	0.584	0.01	0.038						No
Monarch Metal Finishing, Inc.	#1	11	02/27/2017	No	C	19449		No			0.49		1.13	0.32	0.1							No
Monarch Metal Finishing, Inc.	#1	11	03/22/2017	No	C	19449		No			0.25		0.21	0.22	0.01							No
Monarch Metal Finishing, Inc.	#1	11	04/18/2017	No	C	25434		No	0.02	0.05	0.41	0.05	0.29	0.44	0.14	0.1						No
Monarch Metal Finishing, Inc.	#1	11	05/22/2017	No	C	27154		No			0.56		0.79	0.26	0.36							No
Monarch Metal Finishing, Inc.	#1	11	06/12/2017	No	C	24686		No			0.78		1.11	1.02	0.57							No
Monarch Metal Finishing, Inc.	#1	11	07/28/2017	No	C	14961		No			0.32		0.23	0.2	0.05							No
Monarch Metal Finishing, Inc.	#1	11	08/01/2017	No	C	17953		No	0.018	0.063	0.735	0.063			0.027							No
Monarch Metal Finishing, Inc.	#1	11	09/13/2017	No	C	3340		No			0.56		0.52	0.16	0.38							No
Monarch Metal Finishing, Inc.	#1	11	10/12/2017	No	C	25284		No	0.02	0.05	0.24	0.05	0.98	0.08	0.1	0.06						No
Monarch Metal Finishing, Inc.	#1	11	11/17/2017	No	C	22442		No			0.46		0.92	0.32	0.13							No
Monarch Metal Finishing, Inc.	#1	11	12/20/2017	No	C	20196	20196	No			0.42		1.61	0.12	0.54							No
Narragansett Jewelry	#1	11	08/23/2017	Yes	C	2860		No	0.015	0.075	0.07	0.075	0.05	0.06	0.005	0.025					Total Nitrogen = 0.827 Ammonia = 0.1 Nitrate+Nitrite = 0.213 TKN = 0.614 As = 0.005	No

**Field's Point
Significant User
Compliance Monitoring Results - 2017**

Company	Sample Location	Category	Sample Date	NBC Sample	Type	Flow	Volume	CDF	Cd	Cr	Cu	Pb	Ni	Zn	Cn	Ag	BOD	TSS	TTO	Total O&G	Other Parameters	Violation	
Narragansett Jewelry	#1	11	02/06/2017	Yes	C	2500		No	0.015	0.075	0.09	0.075	0.05	0.06	0.004	0.025						Ammonia = 0.1 Nitrate+Nitrite = 0.21 TKN = 0.5 As = 0.005 Total Nitrogen = 0.5	No
Narragansett Jewelry	#1	11	02/07/2017	No	C	4000		No			0.16		0.04	0.02	0.06								No
Narragansett Jewelry	#1	11	04/03/2017	No	C	4230		No	0.02	0.05	0.12	0.05	0.04	0.02	0.01	0.01							No
Narragansett Jewelry	#1	11	06/22/2017	No	C	4360		No			0.15		0.04	0.01	0.01								No
Narragansett Jewelry	#1	11	12/19/2017	No	C	4800	4800	No			0.07		0.04	0.01	0.01								No
Narragansett Jewelry	#1	11	08/18/2017	No	C	4670		No			0.08		0.04	0.01	0.01								No
Narragansett Jewelry	#1	11	10/11/2017	No	C			No	0.02	0.05	0.13	0.05	0.04	0.01	0.02	0.01							No
Narragansett Jewelry	#3	11	10/11/2017	No	G			No	0.02	0.05	0.44	0.05	0.04	0.08		0.01							No
Organic Dyes and Pigments, LLC.	#1	22	04/25/2017	Yes	C	1000		N	0.015	0.075	0.02	0.075	0.05	0.129		0.025	49.51	72	0.001	9.441		Ammonia = 4.74 As = 0.005 Nitrate+Nitrite = 0.1 TKN = 15.9 Total Nitrogen = 15.9	No
Organic Dyes and Pigments, LLC.	#1	22	08/08/2017	Yes	C	650		N	0.015	0.075	0.02	0.075	0.05	0.096		0.025	23.55	16	0.01	4		Ammonia = 0.204 TKN = 1.2 Nitrate+Nitrite = 0.406 As = 0.005 Total Nitrogen = 1.606	No
Organic Dyes and Pigments, LLC.	#1	22	01/10/2017	No	C	2000		N	0.02	0.05	0.03	0.05	0.06	0.49	0.01	0.01	89.2	21	0.007				No
Organic Dyes and Pigments, LLC.	#1	22	01/11/2017	No	C	2000		N	0.02	0.05	0.04	0.05	0.04	0.16	0.01	0.01	34.8	10					No
Organic Dyes and Pigments, LLC.	#1	22	01/12/2017	No	C	2000		N	0.02	0.05	0.05	0.05	0.04	0.18	0.01	0.01	52.8	64					No
Organic Dyes and Pigments, LLC.	#1	22	01/13/2017	No	C	2000		N	0.02	0.05	0.05	0.05	0.04	0.2	0.01	0.01	75.8	84					No
Organic Dyes and Pigments, LLC.	#1	22	03/07/2017	No	C	13200		N			0.02			0.18			47.4	26			6.4		No
Organic Dyes and Pigments, LLC.	#1	22	11/07/2017	No	C	10400		N			0.02			0.16			19.7	700			6.7		No
Organic Dyes and Pigments, LLC.	#1	22	05/10/2017	No	C	1000		N			0.02			0.03			115	3			11		No
Organic Dyes and Pigments, LLC.	#1	22	07/26/2017	No	C	900		N	0.02	0.05	0.02	0.05	0.04	0.11		0.01	20	21	0.006	17			No
Organic Dyes and Pigments, LLC.	#1	22	09/11/2017	No	C	1700		N			0.02			0.11			7.9	1			2.8		No
Pilgrim Screw Corporation	#1	11	04/10/2017	Yes	G			No	0.083	0.118	0.22				0.088							Total Nitrogen = 7890 Ammonia = 8.52 Nitrate+Nitrite = 7890 As = 0.005	No
Pilgrim Screw Corporation	#1	11	09/20/2017	Yes	G		400	No	0.015	0.162	0.02	0.075	0.05	0.954	0.094	0.025					4	Total Nitrogen = 557.4 Ammonia = 0.596 Nitrate+Nitrite = 542 As = 0.005 TKN = 15.4	No
Pilgrim Screw Corporation	#1	11	07/24/2017	No	G			No		0.05	0.09		0.14	0.38							4.9		No
Pilgrim Screw Corporation	#1	11	01/26/2017	No	G		400	No		0.05	0.05		0.08	0.19							1.5		No
Pilgrim Screw Corporation	#1	11	10/20/2017	No	G	400	400	No	0.02	0.05	0.14	0.05	0.31	0.25	0.06	0.13					3.7		No
Pilgrim Screw Corporation	#1	11	04/10/2017	No	G		400	No				0.238	0.425	0.257		0.208					3.95		No
Prov. Journal Co. - Production Facility	#1	24	11/15/2017	Yes	C		1	No	0.015	0.075	0.025	0.075	0.05	0.091		0.025					6.388	Total Nitrogen = 34 Ammonia = 0.171 Nitrate+Nitrite = 0.1 TKN = 34 As = 0.005	No
Prov. Journal Co. - Production Facility	#1	24	05/09/2017	Yes	C		1	No	0.015	0.075	0.025	0.075	0.05	0.06		0.025					4.561	TKN = 36.6 As = 0.005 Ammonia = 1.76 Total Nitrogen = 36.71 Nitrate+Nitrite = 0.11	No
Prov. Journal Co. - Production Facility	#1	24	09/07/2017	No	C			No		0.05	0.03	0.05	0.04	0.03							24.4		No
Prov. Journal Co. - Production Facility	#1	24	01/17/2017	No	C			No		0.06	0.05	0.05	0.04	0.01							17.8		No

**Field's Point
Significant User
Compliance Monitoring Results - 2017**

Company	Sample Location	Category	Sample Date	NBC Sample	Type	Flow	Volume	CDF	Cd	Cr	Cu	Pb	Ni	Zn	Cn	Ag	BOD	TSS	TTO	Total O&G	Other Parameters	Violation		
Prov. Journal Co. - Production Facility	#1	24	05/04/2017	No	C			No		0.05	0.04	0.05	0.08	0.03							40.5		No	
Prov. Journal Co. - Production Facility	#1	24	03/14/2017	No	C			No		0.11	0.06	0.05	0.07	0.06								15		No
Prov. Journal Co. - Production Facility	#1	24	11/10/2017	No	C			No		0.13	0.03	0.05	0.04	0.01								25.3		No
Prov. Journal Co. - Production Facility	#1	24	07/11/2017	No	C			No		0.05	0.02	0.05	0.04	0.01								18.6		No
Providence Specialty Products	#2	34	11/15/2017	Yes	C	11153		No									7363	1136			197	Total Nitrogen = 476.1 Ammonia = 8.27 Nitrate+Nitrite = 0.12 TKN = 476	Yes	
Providence Specialty Products	#1	34	04/05/2017	Yes	G			No									597.92	72			53.79	Total Nitrogen = 45.5 Ammonia = 0.44 Nitrate+Nitrite = 14.7 TKN = 30.8	No	
Providence Specialty Products	#1	34	11/15/2017	Yes	G		1	No									89.46	49.67			67.25	Total Nitrogen = 17.44 Ammonia = 0.1 Nitrate+Nitrite = 14.6 TKN = 2.84	No	
Providence Specialty Products	#2	34	03/30/2017	Yes	G		1	No									10280.43	548			1262.5	Nitrate+Nitrite = 0.195 Total Nitrogen = 296.195 Ammonia = 3.5 TKN = 296	No	
Providence Specialty Products	#1	34	05/04/2017	No	G		300	No									45.3	185			76.6		No	
Providence Specialty Products	#1	34	01/05/2017	No	G	82		No									445.7	108			36.7		No	
Providence Specialty Products	#1	34	10/19/2017	No	G		300	No									183.3	34			137.6		Yes	
Providence Specialty Products	#1	34	07/31/2017	No	G			No									790	60			21.8		No	
Providence Specialty Products	#2	34	07/27/2017	No	G			No													797.7		Yes	
Providence Specialty Products	#2	34	09/11/2017	No	C			No													372.1		Yes	
Providence Specialty Products	#2	34	09/12/2017	No	C			No													111.6		No	
Providence Specialty Products	#2	34	09/13/2017	No	C			No													99.5		No	
Providence Specialty Products	#2	34	09/14/2017	No	C			No													375.9		Yes	
Providence Specialty Products	#2	34	07/25/2017	No	G			No													798.3		Yes	
Providence Specialty Products	#2	34	05/04/2017	No	C			No									12583	631			110.4		No	
Providence Specialty Products	#2	34	02/02/2017	No	G	60		No													13.9		No	
Providence Specialty Products	#2	34	01/05/2017	No	C	82		No									5030	706			88.2		No	
Providence Specialty Products	#2	34	10/19/2017	No	C	11		No									5583	906			78.1		No	
Providence Specialty Products	#2	34	11/13/2017	No	G			No													437.3		Yes	
Providence Specialty Products	#2	34	11/14/2017	No	G			No													506		Yes	
Providence Specialty Products	#2	34	11/15/2017	No	G			No													394		Yes	
Providence Specialty Products	#2	34	11/16/2017	No	G			No													131.5		Yes	
Providence Specialty Products	#2	34	07/31/2017	No	G			No									14587	3872			640		No	
Providence Specialty Products	#2	34	07/28/2017	No	G			No													156.1		Yes	
Providence Specialty Products	#2	34	07/26/2017	No	G			No													1435.8		Yes	
Rhode Island Resource Recovery Corp.	#4	34	06/01/2017	Yes	G		1	No														Total Nitrogen = 44.5 TKN = 18.8 Nitrate+Nitrite = 25.7 Ammonia = 0.1	No	
Rhode Island Resource Recovery Corp.	#1	34	08/11/2017	No	C	183290		No														Seasonal Total Nitrogen = 51.6 Seasonal TKN = 36 As = 0.228 Seasonal Ammonia = 5.86 Seasonal Nitrate+Nitrite = 17.2	Yes	
Rhode Island Resource Recovery Corp.	#1	34	08/18/2017	No	C	212780		No														Seasonal Total Nitrogen = 47.2 Seasonal TKN = 35.9 As = 0.239 Seasonal Ammonia = 3.07 Seasonal Nitrate+Nitrite = 10.2	Yes	

**Field's Point
Significant User
Compliance Monitoring Results - 2017**

Company	Sample Location	Category	Sample Date	NBC Sample	Type	Flow	Volume	CDF	Cd	Cr	Cu	Pb	Ni	Zn	Cn	Ag	BOD	TSS	TTO	Total O&G	Other Parameters	Violation	
Rhode Island Resource Recovery Corp.	#1	34	09/06/2017	No	C	191120		No														Seasonal Total Nitrogen = 35.4 Seasonal TKN = 32 As = 0.206 Seasonal Ammonia = 3.64 Seasonal Nitrate+Nitrite = 3.4	No
Rhode Island Resource Recovery Corp.	#1	34	08/23/2017	No	C	187560		No	0.007	0.138	0.005	0.008	0.065	0.021	0.033	0.005	19	96	0.023	1		Seasonal Total Nitrogen = 34.2 Seasonal TKN = 34 Seasonal Nitrate+Nitrite = 0.24 Seasonal Ammonia = 2.36 Hg = 0 As = 0.241	No
Rhode Island Resource Recovery Corp.	#1	34	10/13/2017	No	C	141580		No														Seasonal Total Nitrogen = 34.2 Seasonal TKN = 31.7 Seasonal Nitrate+Nitrite = 2.48 Seasonal Ammonia = 1.71 As = 0.19	No
Rhode Island Resource Recovery Corp.	#1	34	09/27/2017	No	C	122250		No														Seasonal Total Nitrogen = 31.7 Seasonal TKN = 27.4 As = 0.185 Seasonal Ammonia = 1.86 Seasonal Nitrate+Nitrite = 4.32	No
Rhode Island Resource Recovery Corp.	#1	34	10/06/2017	No	C	138800		No														Seasonal Total Nitrogen = 31.5 Seasonal TKN = 26.2 Seasonal Nitrate+Nitrite = 5.25 Seasonal Ammonia = 1.79 As = 0.185	No
Rhode Island Resource Recovery Corp.	#1	34	09/21/2017	No	C	131700		No														Seasonal Total Nitrogen = 28.1 Seasonal TKN = 24.8 As = 0.236 Seasonal Ammonia = 2.46 Seasonal Nitrate+Nitrite = 3.31	No
Rhode Island Resource Recovery Corp.	#1	34	08/02/2017	No	C	173850		No														Seasonal Total Nitrogen = 26.8 Seasonal TKN = 25 As = 0.156 Seasonal Ammonia = 2.04 Seasonal Nitrate+Nitrite = 1.77	No
Rhode Island Resource Recovery Corp.	#1	34	08/30/2017	No	C	199250		No														Seasonal Total Nitrogen = 25.9 Seasonal TKN = 25.8 As = 0.257 Seasonal Ammonia = 2.15 Seasonal Nitrate+Nitrite = 0.13	No
Rhode Island Resource Recovery Corp.	#1	34	10/25/2017	No	C	148800		No														Seasonal Total Nitrogen = 25.6 As = 0.229 Seasonal TKN = 25 Seasonal Nitrate+Nitrite = 0.61 Seasonal Ammonia = 1.75	No
Rhode Island Resource Recovery Corp.	#1	34	07/05/2017	No	C	184820		No														Seasonal Total Nitrogen = 20.4 Seasonal TKN = 20.2 As = 0.184 Seasonal Ammonia = 1.36 Seasonal Nitrate+Nitrite = 0.16	No
Rhode Island Resource Recovery Corp.	#1	34	05/03/2017	No	C	289476		No														Seasonal Total Nitrogen = 19.7 Seasonal TKN = 15.5 As = 0.12 Seasonal Ammonia = 1.27 Seasonal Nitrate+Nitrite = 4.17	No

**Field's Point
Significant User
Compliance Monitoring Results - 2017**

Company	Sample Location	Category	Sample Date	NBC Sample	Type	Flow	Volume	CDF	Cd	Cr	Cu	Pb	Ni	Zn	Cn	Ag	BOD	TSS	TTO	Total O&G	Other Parameters	Violation	
Rhode Island Resource Recovery Corp.	#1	34	07/11/2017	Yes	C	184848		No	0.015	0.077	0.02	0.075	0.073	0.088	0.032	0.025	54.72	21.84	0.006		Seasonal Total Nitrogen = 15.332 Seasonal TKN = 14.8 Seasonal Nitrate+Nitrite = 0.532 Seasonal Ammonia = 0.1 Hg = 0.002 As = 0.152	No	
Rhode Island Resource Recovery Corp.	#1	34	07/19/2017	No	C	2466600		No														Seasonal Total Nitrogen = 12.3 Seasonal TKN = 12.1 As = 0.167 Seasonal Ammonia = 1.51 Seasonal Nitrate+Nitrite = 0.15	No
Rhode Island Resource Recovery Corp.	#1	34	05/24/2017	No	C	286890		No														Seasonal TKN = 26.6 Seasonal Ammonia = 4.17 Seasonal Nitrate+Nitrite = 1.94 As = 0.12 Seasonal Total Nitrogen = 28.5	No
Rhode Island Resource Recovery Corp.	#1	34	05/17/2017	No	C	282360		No														Seasonal TKN = 24.4 Seasonal Total Nitrogen = 27 Seasonal Nitrate+Nitrite = 2.56 Seasonal Ammonia = 3.03 As = 0.11	No
Rhode Island Resource Recovery Corp.	#1	34	07/26/2017	No	C	176860		No														Seasonal TKN = 21.8 Seasonal Nitrate+Nitrite = 3.08 Seasonal Total Nitrogen = 24.9 As = 0.188 Seasonal Ammonia = 1.74	No
Rhode Island Resource Recovery Corp.	#1	34	06/28/2017	No	C	252660		No														Seasonal Nitrate+Nitrite = 0.25 Seasonal TKN = 21.1 As = 0.164 Seasonal Ammonia = 1.9 Seasonal Total Nitrogen = 21.4	No
Rhode Island Resource Recovery Corp.	#1	34	06/22/2017	No	C	211330		No														Seasonal Ammonia = 1.4 Seasonal Nitrate+Nitrite = 2.42 Seasonal TKN = 16.5 As = 0.143 Seasonal Total Nitrogen = 18.9	No
Rhode Island Resource Recovery Corp.	#1	34	04/26/2017	No	C	347530		No														Total Nitrogen = 79.3 TKN = 63.5 As = 0.13 Ammonia = 39.2 Nitrate+Nitrite = 15.8	No
Rhode Island Resource Recovery Corp.	#1	34	12/06/2017	No	C	159600		No														Total Nitrogen = 70.6 TKN = 30 Nitrate+Nitrite = 40.6 Ammonia = 3 As = 0.169	No
Rhode Island Resource Recovery Corp.	#1	34	11/09/2017	No	C	231610		No	0.001	0.08	0.01	0.01	0.05	0.05		0.01	60	57	0.005		Total Nitrogen = 52.3 Nitrate+Nitrite = 21.3 Ammonia = 34 Hg = 0.001 As = 0.178 TKN = 31	No	

**Field's Point
Significant User
Compliance Monitoring Results - 2017**

Company	Sample Location	Category	Sample Date	NBC Sample	Type	Flow	Volume	CDF	Cd	Cr	Cu	Pb	Ni	Zn	Cn	Ag	BOD	TSS	TTO	Total O&G	Other Parameters	Violation
Rhode Island Resource Recovery Corp.	#1	34	02/01/2017	No	C	384460		No													Total Nitrogen = 50.5 TKN = 47.6 As = 0.16 Ammonia = 10.6 Nitrate+Nitrite = 2.91	No
Rhode Island Resource Recovery Corp.	#1	34	04/05/2017	No	C	213530		No													Total Nitrogen = 451 TKN = 448 As = 0.14 Ammonia = 420 Nitrate+Nitrite = 2.54	No
Rhode Island Resource Recovery Corp.	#1	34	11/15/2017	No	C	246650		No													Total Nitrogen = 42.8 TKN = 29 As = 0.194 Ammonia = 0.5 Nitrate+Nitrite = 13.8	No
Rhode Island Resource Recovery Corp.	#1	34	11/01/2017	No	C	116410		No													Total Nitrogen = 39.5 TKN = 33 As = 0.194 Ammonia = 0.14 Nitrate+Nitrite = 6.49	No
Rhode Island Resource Recovery Corp.	#1	34	03/30/2017	No	C	238820		No													Total Nitrogen = 385 TKN = 381 As = 0.18 Ammonia = 305 Nitrate+Nitrite = 3.96	No
Rhode Island Resource Recovery Corp.	#1	34	03/22/2017	No	C	320290		No													Total Nitrogen = 279 TKN = 278 As = 0.16 Ammonia = 168 Nitrate+Nitrite = 1.37	No
Rhode Island Resource Recovery Corp.	#1	34	03/01/2017	No	C	287370		No													Total Nitrogen = 279 TKN = 176 As = 0.16 Ammonia = 58.8 Nitrate+Nitrite = 103	No
Rhode Island Resource Recovery Corp.	#1	34	11/22/2017	No	C	209910		No													Total Nitrogen = 25.1 TKN = 16 As = 0.184 Ammonia = 3.4 Nitrate+Nitrite = 9.1	No
Rhode Island Resource Recovery Corp.	#1	34	11/29/2017	No	C	198870		No													Total Nitrogen = 24.9 TKN = 11 As = 0.18 Ammonia = 1.8 Nitrate+Nitrite = 13.9	No
Rhode Island Resource Recovery Corp.	#1	34	01/25/2017	No	C	338680		No													Total Nitrogen = 24.7 TKN = 11.9 As = 0.18 Ammonia = 4.76 Nitrate+Nitrite = 12.8	No
Rhode Island Resource Recovery Corp.	#1	34	01/18/2017	No	C	357810		No													Total Nitrogen = 197 TKN = 195 As = 0.15 Ammonia = 129 Nitrate+Nitrite = 2.5	No

**Field's Point
Significant User
Compliance Monitoring Results - 2017**

Company	Sample Location	Category	Sample Date	NBC Sample	Type	Flow	Volume	CDF	Cd	Cr	Cu	Pb	Ni	Zn	Cn	Ag	BOD	TSS	TTO	Total O&G	Other Parameters	Violation
Rhode Island Resource Recovery Corp.	#1	34	02/08/2017	No	C	248100		No													Total Nitrogen = 183 TKN = 182 As = 0.17 Ammonia = 65.5, Nitrate+Nitrite = 1.33	No
Rhode Island Resource Recovery Corp.	#1	34	02/22/2017	No	C	270010		No													Total Nitrogen = 183 TKN = 112 As = 0.16 Ammonia = 70 Nitrate+Nitrite = 71.2	No
Rhode Island Resource Recovery Corp.	#1	34	03/08/2017	No	C	262550		No													Total Nitrogen = 147 TKN = 102 As = 0.16 Ammonia = 30.8 Nitrate+Nitrite = 45.4	No
Rhode Island Resource Recovery Corp.	#1	34	04/19/2017	No	C	335850		No													Total Nitrogen = 122 TKN = 82, As = 0.13 Ammonia = 36.4 Nitrate+Nitrite = 39.6	No
Rhode Island Resource Recovery Corp.	#1	34	01/05/2017	No	C	295550		No													Total Nitrogen = 119 TKN = 104 As = 0.2 Ammonia = 56 Nitrate+Nitrite = 15	No
Rhode Island Resource Recovery Corp.	#1	34	04/18/2017	Yes	C	433780		No	0.015	0.075	0.02	0.075	0.05	0.06	0.063	0.025	55.92	92	0.021	4	TKN = 56.2 Nitrate+Nitrite = 40.2 Ammonia = 27.8 Total Nitrogen = 96.4 As = 0.122 Hg = 0	No
Rhode Island Resource Recovery Corp.	#1	34	01/11/2017	No	C	332260		No							0.017				0.001	1.43	Nitrate+Nitrite = 7.4 Ammonia = 151 TKN = 183 Total Nitrogen = 190 As = 0.16	No
Rhode Island Resource Recovery Corp.	#1	34	02/15/2017	No	C	132780		No	0.001	0.073	0.004	0.005	0.056	0.005	0.56	0.003	299	1580	0.034	0.543	Hg = 0 As = 0.16 Total Nitrogen = 305 TKN = 260 Nitrate+Nitrite = 45.5 Ammonia = 103	No
Rhode Island Resource Recovery Corp.	#1	34	12/14/2017	No	C	219910		No	0.001	0.096	0.01	0.01	0.059	0.05	0.04	0.02	60	33	0.022	2.4	Hg = 0.001 Ammonia = 5 Nitrate+Nitrite = 33 TKN = 16 Total Nitrogen = 49 As = 0.182	No
Rhode Island Resource Recovery Corp.	#1	34	08/29/2017	Yes	C	196016		No	0.015	0.12	0.02	0.075	0.068	0.06	0.033	0.025	14.1	36.67	0.05	4.775	As = 0.224 Seasonal Total Nitrogen = 25.959 Seasonal TKN = 25.8 Seasonal Nitrate+Nitrite = 0.159 Seasonal Ammonia = 0.123 Hg = 0.002	No

**Field's Point
Significant User
Compliance Monitoring Results - 2017**

Company	Sample Location	Category	Sample Date	NBC Sample	Type	Flow	Volume	CDF	Cd	Cr	Cu	Pb	Ni	Zn	Cn	Ag	BOD	TSS	TTO	Total O&G	Other Parameters	Violation	
Rhode Island Resource Recovery Corp.	#1	34	10/18/2017	No	C	141450		No	0.001	0.108	0.003	0.001	0.065	0.011	0.024	0.001	39	69	0.032	8.3	As = 0.209 Hg = 0 Seasonal Ammonia = 2.24 Seasonal Nitrate+Nitrite = 3.04 Seasonal Total Nitrogen = 33 Seasonal TKN = 30	No	
Rhode Island Resource Recovery Corp.	#1	34	02/14/2017	No	C	231600		No														As = 0.2	No
Rhode Island Resource Recovery Corp.	#1	34	10/31/2017	Yes	C	92224		No	0.015	0.118	0.02	0.075	0.074	0.06	0.053	0.025	12.94	31.67	0.05	4	As = 0.185 Total Nitrogen = 31.82 TKN = 26.4 Nitrate+Nitrite = 5.42 Ammonia = 0.18 Hg = 0.002	No	
Rhode Island Resource Recovery Corp.	#1	34	12/20/2017	No	C	191730		No														As = 0.185 Ammonia = 42 Nitrate+Nitrite = 19.4 TKN = 80 Total Nitrogen = 99.4	No
Rhode Island Resource Recovery Corp.	#1	34	01/04/2017	No	C	113060		No														As = 0.18	No
Rhode Island Resource Recovery Corp.	#1	34	09/13/2017	No	C	155130		No	0.001	0.103	0.003	0.001	0.066	0.014	0.034	0.001	10	93	0.025	1.5	As = 0.179 Seasonal Total Nitrogen = 17.4 Seasonal TKN = 17.2 Seasonal Nitrate+Nitrite = 0.18 Seasonal Ammonia = 3, Hg = 0	No	
Rhode Island Resource Recovery Corp.	#1	34	06/15/2017	No	C	195640		No	0.003	0.095	0.005	0.008	0.053	0.03	0.014	0.005	70	69	0.01	1.94	As = 0.172 Seasonal Total Nitrogen = 26.7 Seasonal TKN = 23.7 Seasonal Nitrate+Nitrite = 3.04 Seasonal Ammonia = 2.14 Hg = 0	No	
Rhode Island Resource Recovery Corp.	#1	34	01/24/2017	No	C	223320		No														As = 0.17	No
Rhode Island Resource Recovery Corp.	#1	34	12/12/2017	Yes	C		1	No	0.015	0.087	0.02	0.075	0.06	0.06	0.101	0.025	34.5	30	0.01	4	As = 0.168 Hg = 0.004 Total Nitrogen = 70.5 TKN = 2.41 Nitrate+Nitrite = 41.9 Ammonia = 2.41	No	
Rhode Island Resource Recovery Corp.	#1	34	06/07/2017	No	C	194736		No														As = 0.162 Seasonal Nitrate+Nitrite = 4.76 Seasonal TKN = 16.7 Seasonal Total Nitrogen = 21.5 Seasonal Ammonia = 1.95	No
Rhode Island Resource Recovery Corp.	#1	34	12/27/2017	No	C	233170		No														As = 0.162 Ammonia = 130 Total Nitrogen = 255 TKN = 190 Nitrate+Nitrite = 65	No
Rhode Island Resource Recovery Corp.	#1	34	04/12/2017	No	C	397020		No	0.001	0.12	0.019	0.004	0.055	0.083	0.21	0.004	344	440	0.141	9.5	As = 0.16 Total Nitrogen = 93.4 TKN = 84 Nitrate+Nitrite = 9.37 Ammonia = 56 Hg = 0	No	
Rhode Island Resource Recovery Corp.	#1	34	01/10/2017	No	C	331560		No														As = 0.16	No
Rhode Island Resource Recovery Corp.	#1	34	01/31/2017	No	C	240950		No														As = 0.16	No
Rhode Island Resource Recovery Corp.	#1	34	02/07/2017	No	C	190400		No														As = 0.16	No

**Field's Point
Significant User
Compliance Monitoring Results - 2017**

Company	Sample Location	Category	Sample Date	NBC Sample	Type	Flow	Volume	CDF	Cd	Cr	Cu	Pb	Ni	Zn	Cn	Ag	BOD	TSS	TTO	Total O&G	Other Parameters	Violation
Umicore Thin Film Products	#2	22	02/15/2017	Yes	G		1	No	0.015	0.075	0.11	0.075	0.164	0.281		0.025					Total Nitrogen = 5923.6 Ammonia = 4450 Nitrate+Nitrite = 33.6 TKN = 5890 As = 0.005	No
Umicore Thin Film Products	#3	22	08/03/2017	Yes	G		2500	No	0.015	0.075	0.02	0.075	0.05	0.06		0.025					Total Nitrogen = 149.247 Nitrate+Nitrite = 0.247 TKN = 149 As = 0.005 Ammonia = 139	No
Umicore Thin Film Products	#2	22	08/03/2017	Yes	G		1550	No	0.015	0.075	0.02	0.075	0.05	0.06		0.025					Total Nitrogen = 145.5 Nitrate+Nitrite = 12.5 TKN = 133 As = 0.005 Ammonia = 50.7	No
Umicore Thin Film Products	#1	22	01/09/2017	No	G		4200	No	0.05		0.05	0.2	0.1								Ammonia = 8800	No
Umicore Thin Film Products	#2	22	04/07/2017	No	G		1400	No	0.05	0.1	0.05	0.2	0.1	0.05		0.1					Ammonia = 84	No
Umicore Thin Film Products	#2	22	02/08/2017	No	G		1300	No	0.05		0.05	0.2	0.1								Ammonia = 620	No
Umicore Thin Film Products	#3	22	02/15/2017	Yes	G		3000	No	0.015	0.075	0.02	0.075	0.05	0.06		0.025					Ammonia = 603, Total Nitrogen = 615.21 As = 0.005 TKN = 614 Nitrate+Nitrite = 1.21	No
Umicore Thin Film Products	#1	22	04/07/2017	No	G		4000	No	0.05	0.1	0.05	0.2	0.1	0.05		0.1					Ammonia = 6000	No
Umicore Thin Film Products	#2	22	08/03/2017	No	G		1550	No	0.05		0.05	0.2	0.1								Ammonia = 54	No
Umicore Thin Film Products	#1	22	06/16/2017	No	G		6000	No	0.05		0.05	0.2	0.1								Ammonia = 500	No
Umicore Thin Film Products	#2	22	06/16/2017	No	G		1400	No	0.05		0.05	0.2	0.1								Ammonia = 420	No
Umicore Thin Film Products	#3	22	04/07/2017	No	G		2400	No	0.05	0.1	0.05	0.2	0.1	0.05		0.1					Ammonia = 400	No
Umicore Thin Film Products	#1	22	12/14/2017	No	G		4500	No	0.05		0.05	0.2	0.1								Ammonia = 3300	No
Umicore Thin Film Products	#1	22	08/03/2017	No	G		6500	No	0.05		0.05	0.2	0.1								Ammonia = 2700	No
Umicore Thin Film Products	#1	22	02/08/2017	No	G		5000	No	0.05		0.05	0.2	0.1								Ammonia = 2600	No
Umicore Thin Film Products	#2	22	10/16/2017	No	G		1200	No	0.05	0.1	0.05	0.2	0.1	0.05		0.1					Ammonia = 250	No
Umicore Thin Film Products	#2	22	12/14/2017	No	G		1500	No	0.05		0.05	0.2	0.1								Ammonia = 2300	No
Umicore Thin Film Products	#1	22	10/16/2017	No	G		6000	No	0.05	0.1	0.05	0.2	0.1	0.05		0.1					Ammonia = 1400	No
Umicore Thin Film Products	#3	22	08/03/2017	No	G		2500	No	0.05		0.05	0.2	0.1								Ammonia = 140	No
Umicore Thin Film Products	#1	22	08/03/2017	Yes	G		6500	No	0.015	0.075	0.02	0.075	0.05	0.06		0.025					Ammonia = 12200 Total Nitrogen = 34310 Nitrate+Nitrite = 210 TKN = 34100 As = 0.009	No
Umicore Thin Film Products	#3	22	10/16/2017	No	G		2000	No			0.05	0.2		0.05							Ammonia = 120	No
Umicore Thin Film Products	#1	22	02/15/2017	Yes	G		6000	No	0.015	0.075	0.02	0.075	0.05	0.06		0.025					Ammonia = 10800 Total Nitrogen = 30500.576 Nitrate+Nitrite = 0.576 TKN = 30500 As = 0.006	No
Umicore Thin Film Products	#4	22	10/12/2017	No	G		400	No										61				No
Umicore Thin Film Products	#4	22	04/10/2017	No	G		400	No										11				No
Unique Plating Company	#1	11	04/11/2017	Yes	C	1571		No	0.015	0.075	0.469	0.075	0.638	0.06	0.043	0.025					Total Nitrogen = 2.38 Ammonia = 0.1 Nitrate+Nitrite = 2.38 TKN = 0.5 As = 0.005	No

**Field's Point
Significant User
Compliance Monitoring Results - 2017**

Company	Sample Location	Category	Sample Date	NBC Sample	Type	Flow	Volume	CDF	Cd	Cr	Cu	Pb	Ni	Zn	Cn	Ag	BOD	TSS	TTO	Total O&G	Other Parameters	Violation
Unique Plating Company	#1	11	09/20/2017	Yes	C	2240		No	0.015	0.075	1.337	0.075	0.287	0.06	0.043	0.025					Total Nitrogen = 1.04 Ammonia = 0.1 Nitrate+Nitrite = 1.04 TKN = 0.5 As = 0.005	Yes
Unique Plating Company	#2	11	10/12/2017	No	C	2700		N													CN-EPA = 0.16	No
Unique Plating Company	#2	11	04/11/2017	No	C	2700		N													CN-EPA = 0.01	No
Unique Plating Company	#1	11	11/07/2017	Yes	C	2394		No	0.015	0.075	0.973	0.075	0.434	0.06	0.058	0.025					As = 0.005 Total Nitrogen = 5.074 Ammonia = 2.29 Nitrate+Nitrite = 0.694 TKN = 4.38	No
Unique Plating Company	#1	11	12/14/2017	No	C	1500		No			0.53		0.17		0.01							No
Unique Plating Company	#1	11	02/15/2017	No	C	1650		No			0.07		0.11		0.01							No
Unique Plating Company	#1	11	08/21/2017	No	C	1575		No			0.04		0.05		0.07							No
Unique Plating Company	#1	11	10/16/2017	No	C	2500		No			0.15											No
Unique Plating Company	#1	11	10/17/2017	No	C	2500		No			0.07											No
Unique Plating Company	#1	11	06/07/2017	No	C	1000		No			0.13		0.08		0.04							No
Unique Plating Company	#1	11	10/18/2017	No	C	2500		No			0.12											No
Unique Plating Company	#1	11	10/12/2017	No	C	2700		No	0.02	0.11	0.13	0.05	0.08	0.01	0.12	0.06						No
Unique Plating Company	#1	11	04/11/2017	No	C	2700		No	0.02	0.05	0.47	0.05	0.62	0.05	0.19	0.05						No
Univar USA, Inc.	#1	22	04/05/2017	No	G		7800	No					0.025	0.025	0.025	0.05			0.032		TRC = 0.32, Hg = 0.001	No
Univar USA, Inc.	#1	22	07/13/2017	No	G		7800	No							0.01				0.019		TRC = 0.31	No
Univar USA, Inc.	#1	22	10/17/2017	No	G	7800	7800	No			0.03	0.025	0.034	0.166					0.01		TRC = 0.1, Hg = 0.001	No
Univar USA, Inc.	#1	22	01/20/2017	No	G		7800	No							0.01				0.043		TRC = 0.1	No
Univar USA, Inc.	#1	22	04/11/2017	Yes	G	7800		No	0.015	0.075	0.02	0.075	0.05	0.06	0.006	0.025			0.032		As = 0.005 Total Nitrogen = 0.5 TKN = 0.5 Ammonia = 0.1 Nitrate+Nitrite = 0.195	No
Univar USA, Inc.	#1	22	09/19/2017	Yes	G		7800	No	0.015	0.075	0.02	0.075	0.05	0.137	0.005	0.025			0.014		As = 0.005 Total Nitrogen = 0.5 Ammonia = 0.1 Nitrate+Nitrite = 0.299 TKN = 0.5	No
Universal Plating Company, Inc.	#1	11	11/16/2017	Yes	C	374		No	0.015	0.075	0.047	0.075	0.05	0.06	0.01	0.025					Total Nitrogen = 0.5 Ammonia = 0.1 Nitrate+Nitrite = 0.1 TKN = 0.5 As = 0.005	No
Universal Plating Company, Inc.	#1	11	05/03/2017	Yes	C	673		No	0.02	0.075	0.781	0.075	0.069	0.099	0.134	0.025					TKN = 2.4 Nitrate+Nitrite = 0.1 As = 0.005 Total Nitrogen = 2.4 Ammonia = 0.194	No
Universal Plating Company, Inc.	#1	11	10/12/2017	No	C	1197		No	0.02	0.05	0.07	0.05	0.04	0.02	0.02	0.01						No
Universal Plating Company, Inc.	#1	11	04/17/2017	No	G	160		No	0.02	0.05	0.36	0.05	0.04	0.02	0.03	0.01						No
Universal Plating Company, Inc.	#1	11	02/16/2017	No	C	160		No			0.15	0.05	0.04	0.03	0.48	0.01						No
Universal Plating Company, Inc.	#1	11	06/21/2017	No	C	1196		No			0.21	0.05	0.04	0.08	0.01	0.01						No
Universal Plating Company, Inc.	#1	11	08/24/2017	No	G	1272		No			0.21	0.05	0.04	0.02	0.05	0.03						No

***COMPLIANCE MONITORING
RESULTS FOR SIGNIFICANT
INDUSTRIAL USERS***

BUCKLIN POINT

**Bucklin Point
Significant User
Compliance Monitoring Results - 2017**

Company	Sample Location	Category	Sample Date	NBC Sample	Type	Flow	Volume	CDF	Cd	Cr	Cu	Pb	Ni	Zn	Cn	Ag	BOD	TSS	TTO	Total O&G	Other Parameters	Violation	
9W Halo OpCo L.P.	#1	25	07/17/2017	Yes	C		1	No									507.55	60		31.85	Total Nitrogen = 10.728 Nitrate+Nitrite = 0.848 Ammonia = 0.345 TKN = 9.88	No	
9W Halo OpCo L.P.	#1	25	11/20/2017	Yes	C		1	No									226.4	45		18.49	Seasonal Total Nitrogen = 12.21 Nitrate+Nitrite = 1.11 Ammonia = 1.1 Total Nitrogen = 12.21 TKN = 11.1	No	
9W Halo OpCo L.P.	#1	25	07/31/2017	No	C	64001		No									327	67	0.041	28.25		No	
9W Halo OpCo L.P.	#1	25	08/01/2017	No	C	23487		No									313	61		39		No	
9W Halo OpCo L.P.	#1	25	08/02/2017	No	C	40841		No									251	50		45.25		No	
9W Halo OpCo L.P.	#1	25	08/03/2017	No	C	88264		No									353	63		50		No	
9W Halo OpCo L.P.	#1	25	10/11/2017	No	C	48395		No									364	46		59.25		No	
9W Halo OpCo L.P.	#1	25	09/05/2017	No	C	47423		No	0.004	0.011	0.046	0.005	0.01	0.448		0.007						No	
9W Halo OpCo L.P.	#1	25	09/06/2017	No	C	42860		No	0.004	0.012	0.036	0.005	0.01	0.496		0.007						No	
9W Halo OpCo L.P.	#1	25	09/07/2017	No	C	58718		No	0.004	0.012	0.041	0.005	0.018	0.362		0.006						No	
9W Halo OpCo L.P.	#1	25	09/04/2017	No	C	19074		No	0.004	0.008	0.035	0.005	0.005	0.486		0.007						No	
Accent Plating Company	#1	11	05/17/2017	Yes	C	11		No	0.015	0.075	0.219	0.075	0.05	0.06	0.005	0.025						Total Nitrogen = 5.69 Ammonia = 0.171 Nitrate+Nitrite = 1.38 TKN = 4.31	No
Accent Plating Company	#1	11	10/02/2017	No	C	2100		No	0.02	0.05	0.48	0.05	0.05	0.05	0.01	0.02							No
Accent Plating Company	#1	11	06/12/2017	No	C	1800		No	0.02		0.02		0.04	0.005	0.01								No
Accent Plating Company	#1	11	09/19/2017	No	C	1900		No	0.02		1.01		0.05	0.05	0.03								No
Accent Plating Company	#1	11	12/13/2017	No	C	1800		No	0.02		0.32		0.08	0.01	0.01								No
Accent Plating Company	#1	11	02/07/2017	No	C	1700		No	0.02		0.15		0.04	0.03	0.08								No
Accent Plating Company	#1	11	11/17/2017	Yes	C	300		No	0.015	0.075	0.433	0.075	0.107	0.117	0.017	0.025							No
Accent Plating Company	#1	11	04/03/2017	No	C	2300		No	0.02	0.05	0.76	0.05	0.04	0.01	0.01	0.01							No
Angelica Textile Service	#1	25	02/20/2017	Yes	C	12192		No									311.89	33.79		11.98	Total Nitrogen = 13.58 Ammonia = 1.38 TKN = 12 Nitrate+Nitrite = 1.58	No	
Angelica Textile Service	#1	25	06/12/2017	Yes	C	30668		No									412.29	142.67		20.68	Total Nitrogen = 11.5 Ammonia = 1.06 Nitrate+Nitrite = 1.1 TKN = 10.4	No	
Angelica Textile Service	#1	25	04/12/2017	No	C	47423		No									404	29.2		24.83		No	
Angelica Textile Service	#1	25	06/13/2017	No	C	40467		No									200	63		27.08		No	
Angelica Textile Service	#1	25	02/14/2017	No	C	39793		No									378	24		24.5		No	
Aspen Aerogels Rhode Island, LLC	#1	27	04/19/2017	Yes	C	1387		No									15234.25	3292	0.12		Total Nitrogen = 8890.463 Ammonia = 8300 Nitrate+Nitrite = 0.463 TKN = 8890	No	
Aspen Aerogels Rhode Island, LLC	#2	27	12/04/2017	Yes	G		1	No									62158	2	0.1		TKN = 5380 Total Nitrogen = 5380.048 Ammonia = 5290 Nitrate+Nitrite = 0.1	No	
Aspen Aerogels Rhode Island, LLC	#2	27	04/19/2017	Yes	G		1000	No									59096	2	0.005		TKN = 3850 Ammonia = 3750 Nitrate+Nitrite = 0.1 Total Nitrogen = 3850.07	No	
Aspen Aerogels Rhode Island, LLC	#1	27	12/04/2017	Yes	C		1	No									13995.5	280	0.002		Nitrate+Nitrite = 0.1 Ammonia = 13700 TKN = 14600 Total Nitrogen = 14600.094	No	

**Bucklin Point
Significant User
Compliance Monitoring Results - 2017**

Company	Sample Location	Category	Sample Date	NBC Sample	Type	Flow	Volume	CDF	Cd	Cr	Cu	Pb	Ni	Zn	Cn	Ag	BOD	TSS	TTO	Total O&G	Other Parameters	Violation		
Aspen Aerogels Rhode Island, LLC	#1	27	04/18/2017	No	C	2043		No									23300		0.008			No		
Aspen Aerogels Rhode Island, LLC	#1	27	12/19/2017	No	C	2178		No									16000		0.6			No		
Aspen Aerogels Rhode Island, LLC	#1	27	10/07/2017	No	C	1313		No									5120		0.2			No		
Aspen Aerogels Rhode Island, LLC	#1	27	02/20/2017	No	C	1900		No									16647		0.005			No		
Aspen Aerogels Rhode Island, LLC	#1	27	08/08/2017	No	C	1469		No									22300		0.1			No		
Aspen Aerogels Rhode Island, LLC	#1	27	06/13/2017	No	C	1873		No									13100		0.017			No		
Aspen Aerogels Rhode Island, LLC	#2	27	08/09/2017	No	G		1800	No									169000	2	0.2			No		
Aspen Aerogels Rhode Island, LLC	#2	27	04/19/2017	No	G		1800	No									85300	8.8	0.02			No		
Aspen Aerogels Rhode Island, LLC	#2	27	10/18/2017	No	G		1800	No									10900	5	0.2			No		
Aspen Aerogels Rhode Island, LLC	#2	27	02/21/2017	No	G		1800	No									66890	2	0.005			No		
Aspen Aerogels Rhode Island, LLC	#2	27	12/20/2017	No	G		1800	No									35200	6	0.25			No		
Aspen Aerogels Rhode Island, LLC	#2	27	06/14/2017	No	G		1800	No									129000	2	0.02			No		
Aspen Aerogels Rhode Island, LLC	#3	27	10/23/2017	No	G		500	No											0.5			No		
Aspen Aerogels Rhode Island, LLC	#3	27	04/18/2017	No	G		500	No											0.05			No		
Aspen Aerogels Rhode Island, LLC	#3	27	06/14/2017	No	G		500	No											0.05			No		
Aspen Aerogels Rhode Island, LLC	#3	27	08/09/2017	No	G		500	No											0.5			No		
Aspen Aerogels Rhode Island, LLC	#3	27	12/20/2017	No	G		500	No											1.02			No		
Aspen Aerogels Rhode Island, LLC	#3	27	02/21/2017	No	G		500	No											0.005			No		
Aspen Aerogels Rhode Island, LLC	#4	27	05/09/2017	No	G		2000	No	0.004	0.005	0.255	0.005	0.005	0.192		0.005						No		
Aspen Aerogels Rhode Island, LLC	#4	27	10/23/2017	No	G		3000	No	0.004	0.005	0.286	0.005	0.005	0.1		0.005						No		
Aspen Aerogels Rhode Island, LLC	#6	27	10/02/2017	No	G		500	No	0.004	0.005	0.179	0.065	0.041	0.221		0.005						No		
Aspen Aerogels Rhode Island, LLC	#6	27	06/05/2017	No	G		1000	No	0.004	0.005	0.184	0.005	0.011	0.127		0.005						No		
Aspen Aerogels Rhode Island, LLC	#6	27	05/09/2017	No	G		1000	No	0.004	0.005	0.024	0.017	0.022	0.039		0.005						No		
Aspen Aerogels Rhode Island, LLC	#6	27	06/22/2017	No	G		1000	No	0.004	0.005	0.06	0.007	0.005	0.04		0.005						No		
Aspen Aerogels Rhode Island, LLC	#7	27	02/21/2017	No	G		500	No	0.004	0.011	0.29	0.536	0.013	0.17		0.005						No		
Aspen Aerogels Rhode Island, LLC	#8	27	05/09/2017	No	G		1000	No	0.004	0.005	0.152	0.008	0.005	0.035		0.005						No		
Aspen Aerogels Rhode Island, LLC	#8	27	10/23/2017	No	G		50	No	0.004	0.005	0.02	0.005	0.005	0.02		0.005						No		
Bliss Manufacturing Co., Inc.	#1	11	03/15/2017	Yes	C		1	No	0.015	0.075	0.464	0.075	0.05	0.06	0.104	0.196						Total Nitrogen = 2.76 Ammonia = 0.1 Nitrate+Nitrite = 1.73 TKN = 1.03	No	
Bliss Manufacturing Co., Inc.	#2	11	02/20/2017	No	G			No														CN-EPA = 0.08	No	
Bliss Manufacturing Co., Inc.	#2	11	10/25/2017	No	G			No														CN-EPA = 0.01	No	
Bliss Manufacturing Co., Inc.	#2	11	06/21/2017	No	G		40	No														CN-EPA = 0.01	No	
Bliss Manufacturing Co., Inc.	#1	11	10/18/2017	Yes	C		1	No	0.015	0.075	0.387	0.075	0.05	0.06	0.006	0.025						Ammonia = 0.1 Nitrate+Nitrite = 2.91 TKN = 1.82 Total Nitrogen = 4.73	No	
Bliss Manufacturing Co., Inc.	#1	11	03/01/2017	No	C			No								0.14							No	
Bliss Manufacturing Co., Inc.	#1	11	10/25/2017	No	C			No	0.02	0.07	0.07	0.05	0.04	0.06	0.01	0.05							No	
Bliss Manufacturing Co., Inc.	#1	11	02/20/2017	No	C			No			0.12		0.04		0.16	0.14							No	
Bliss Manufacturing Co., Inc.	#1	11	02/28/2017	No	C			No								0.18							No	
Bliss Manufacturing Co., Inc.	#1	11	03/27/2017	No	C			No								0.11							No	
Bliss Manufacturing Co., Inc.	#1	11	06/21/2017	No	C			No			0.13		0.04		0.45	0.76							Y	
Bliss Manufacturing Co., Inc.	#1	11	12/22/2017	No	C			No			0.04		0.04		0.01	0.04							No	
Bliss Manufacturing Co., Inc.	#1	11	07/12/2017	No	C			No								0.04							No	
Bliss Manufacturing Co., Inc.	#1	11	07/27/2017	No	C			No								0.05							No	
Bliss Manufacturing Co., Inc.	#1	11	08/03/2017	No	C			No								0.12							No	
Bliss Manufacturing Co., Inc.	#1	11	08/16/2017	No	C			No			0.13		0.04		0.08	0.09							No	
Bliss Manufacturing Co., Inc.	#1	11	04/28/2017	No	C			No	0.02	0.05	0.12	0.05	0.04	0.04	0.08	0.05							No	
Chemart Company	#1	11	02/28/2017	Yes	C	9552		No	0.015	0.075	0.334	0.075	0.377	0.06	0.026	0.025							Total Nitrogen = 6.4 Ammonia = 1.26 Nitrate+Nitrite = 0.1 TKN = 6.4	No

**Bucklin Point
Significant User
Compliance Monitoring Results - 2017**

Company	Sample Location	Category	Sample Date	NBC Sample	Type	Flow	Volume	CDF	Cd	Cr	Cu	Pb	Ni	Zn	Cn	Ag	BOD	TSS	TTO	Total O&G	Other Parameters	Violation					
Chemart Company	#1	11	08/29/2017	Yes	C	17622		No	0.015	0.075	0.65	0.075	0.401	0.08	0.016	0.025					Total Nitrogen = 3.488 Ammonia = 0.556 Nitrate+Nitrite = 0.128 TKN = 3.36	No					
Chemart Company	#2	11	03/29/2017	No	C	14984		No														CN-EPA = 0.114	No				
Chemart Company	#2	11	11/27/2017	No	C	13310		No															CN-EPA = 0.073	No			
Chemart Company	#2	11	05/18/2017	No	C	20709		No															CN-EPA = 0.02	No			
Chemart Company	#2	11	01/25/2017	No	C	14964		No																CN-EPA = 0.02	No		
Chemart Company	#2	11	09/28/2017	No	C	19376		No																CN-EPA = 0.02	No		
Chemart Company	#2	11	07/25/2017	No	C	11820		No																	CN-EPA = 0.02	No	
Chemart Company	#1	11	06/19/2017	No	C	17805		No		0.02	0.247		0.106	0.091	0.02											No	
Chemart Company	#1	11	07/25/2017	No	C	11820		No		0.02	0.426		0.067	0.673	0.02												No
Chemart Company	#1	11	11/27/2017	No	C	13310		No		0.02	0.526		0.222	0.105	0.149												No
Chemart Company	#1	11	02/21/2017	No	C	15623		No		0.02	0.153		0.442	0.081	0.02												No
Chemart Company	#1	11	10/25/2017	No	C	18479		No	0.01	0.02	0.195	0.02	0.146	0.05	0.02		0.01										No
Chemart Company	#1	11	12/19/2017	No	C	8514		No		0.02	0.098		0.23	0.05	0.02												No
Chemart Company	#1	11	01/25/2017	No	C	14964		No		0.02	0.082		0.326	0.075	0.02												No
Chemart Company	#1	11	09/28/2017	No	C	19376		No		0.02	0.351		0.059	0.186	0.02												No
Chemart Company	#1	11	04/19/2017	No	C	15099		No	0.01	0.02	0.073	0.02	0.05	0.05	0.02		0.01										No
Chemart Company	#1	11	08/23/2017	No	C	20778		No		0.02	0.462		0.05	0.176	0.038												No
Chemart Company	#1	11	05/18/2017	No	C	20709		No		0.02	0.164		0.104	0.102	0.02												No
Chemart Company	#1	11	03/27/2017	No	C	17167		No		0.02	0.038		0.05	0.05	0.02												No
Cintas Corporation	#1	25	04/20/2017	Yes	C	22800		No	0.015	0.075	0.059	0.075	0.086	0.241	0.01	0.025	324.65	81	0.061	135.1		Total Nitrogen = 10.3 Nitrate+Nitrite = 0.1 TKN = 10.3 Ammonia = 0.1	Y				
Cintas Corporation	#1	25	11/21/2017	Yes	C		1	No	0.015	0.075	0.112	0.075	0.05	0.767	0.009	0.025	299.93	82	0.076			TKN = 13.5 Ammonia = 0.1 Total Nitrogen = 13.5 Nitrate+Nitrite = 0.1	No				
Cintas Corporation	#1	25	07/03/2017	No	C	83699		No													24.1				No		
Cintas Corporation	#1	25	06/13/2017	No	C	60370		No													184.4				Y		
Cintas Corporation	#1	25	11/21/2017	No	C			No	0.02	0.05	0.12	0.05	0.05	0.67	0.01	0.01	438	15.2	0.025		38.6				No		
Cintas Corporation	#1	25	07/27/2017	No	C	72003		No	0.02	0.05	0.25	0.05	0.06	0.46	0.01	0.01	482.3	46	0.069		22.8				No		
Cintas Corporation	#1	25	04/25/2017	No	C	78327		No	0.02	0.05	0.08	0.05	0.11	0.4	0.01	0.01	221.3	44	0.071		8				No		
Cintas Corporation	#1	25	03/29/2017	No	C	76097		No	0.02	0.05	0.11	0.05	0.08	0.22	0.02	0.02	386.3	83	0.165		44.3				No		
Cintas Corporation	#1	25	12/18/2017	Yes	C		1	No													35.23				No		
Cintas Corporation	#1	25	08/29/2017	No	C	86503		No	0.02	0.05	0.13	0.05	0.08	0.34	0.01	0.03	296	16	0.036		9.8				No		
Cintas Corporation	#1	25	09/27/2017	No	C	65037		No	0.02	0.05	0.23	0.05	0.04	0.34	0.02	0.01	410	81	0.083		35.2				No		
Cintas Corporation	#1	25	02/27/2017	No	C	70720		No	0.02	0.05	0.09	0.05	0.06	0.3	0.11	0.04	253.2	129	0.077		37.4				No		
Cintas Corporation	#1	25	01/26/2017	No	C	71872		No	0.02	0.05	0.09	0.05	0.07	0.19	0.01	0.01	328	72	0.182		60.9				No		
Cintas Corporation	#1	25	10/25/2017	No	C			No	0.02	0.05	0.23	0.05	0.14	0.38	0.01	0.03	388.3	64	0.051		38.2				No		
Cintas Corporation	#1	25	07/11/2017	No	C	71691		No													36.1				No		
Cintas Corporation	#1	25	06/27/2017	No	C	73258		No	0.02	0.05	0.13	0.05	0.21	0.18	0.01	0.01	273.2	59	0.036		10.6				No		
Cintas Corporation	#1	25	06/20/2017	No	C	72910		No													32.4				No		
Cintas Corporation	#1	25	05/30/2017	No	C	70350		No	0.02	0.05	0.11	0.05	0.06	0.3	0.01	0.01	286.3	53	0.03		22.7				No		
Darlene Group	#1	11	01/10/2017	Yes	C		1	No	0.015	0.075	0.258	0.075	0.05	0.062	0.005	0.025							Total Nitrogen = 1.4 TKN = 0.657 Nitrate+Nitrite = 0.743 Ammonia = 0.1	No			
Darlene Group	#1	11	01/09/2017	Yes	C		1	No	0.015	0.075	0.272	0.075	0.05	0.069	0.005	0.025							TKN = 2.73 Nitrate+Nitrite = 0.763 Ammonia = 0.105 Total Nitrogen = 3.493	No			

**Bucklin Point
Significant User
Compliance Monitoring Results - 2017**

Company	Sample Location	Category	Sample Date	NBC Sample	Type	Flow	Volume	CDF	Cd	Cr	Cu	Pb	Ni	Zn	Cn	Ag	BOD	TSS	TTO	Total O&G	Other Parameters	Violation	
Denison Acquisition Company, LLC	#1	14	02/21/2017	Yes	G		1100	No	0.015	0.075	0.065	0.075	0.05	0.29		0.025	505.21	12.04	1.388	17.74	N-Amyl Acetate = 0.01 Methylene Chloride = 0.005 Isopropyl Acetate = 0.01 Ethyl Acetate = 0.01 Acetone = 1.2 Total Nitrogen = 1.47 Ammonia = 0.1 Nitrate+Nitrite = 0.1 TKN = 1.47	No	
Denison Acquisition Company, LLC	#1	14	08/24/2017	Yes	G		1100	No	0.015	0.075	0.025	0.075	0.05	0.089		0.025	178.58	17.33	0.193	63.09	N-Amyl Acetate = 0.01 Acetone = 0.29 Ethyl Acetate = 0.01 Isopropyl Acetate = 0.01 TKN = 0.908 Nitrate+Nitrite = 0.1 Ammonia = 0.1 Total Nitrogen = 0.908	No	
Denison Acquisition Company, LLC	#1	14	10/17/2017	No	G		765	No			0.025			0.05			58	2	4.655	2.2	N-Amyl Acetate = 0.005 Acetone = 4.6 Isopropyl Acetate = 0.01 Ethyl Acetate = 0.01 Methylene Chloride = 0.005	Y	
Denison Acquisition Company, LLC	#1	14	04/14/2017	No	G		1100	No			0.025			0.168			30	2	0.806	5.2	N-Amyl Acetate = 0.005 Acetone = 0.74 Isopropyl Acetate = 0.01 Ethyl Acetate = 0.01 Methylene Chloride = 0.005	No	
Denison Acquisition Company, LLC	#1	14	07/18/2017	No	G		600	No			0.025			0.05			37	2	0.626	1.2	N-Amyl Acetate = 0.005 Acetone = 0.56 Isopropyl Acetate = 0.01 Ethyl Acetate = 0.01 Methylene Chloride = 0.005	No	
Denison Acquisition Company, LLC	#1	14	12/08/2017	No	G		1100	No												0.225	Acetone = 0.21	No	
Denison Acquisition Company, LLC	#1	14	12/22/2017	No	G		1100	No												0.213	Acetone = 0.21	No	
Denison Acquisition Company, LLC	#1	14	12/15/2017	No	G		1100	No												0.103	Acetone = 0.099	No	
Denison Acquisition Company, LLC	#1	14	01/10/2017	No	G		1100	No			0.025			0.05			25	2	0.148	0.5	Acetone = 0.098 Ethyl Acetate = 0.01 Isopropyl Acetate = 0.01 Methylene Chloride = 0.005 N-Amyl Acetate = 0.005	No	
Denison Acquisition Company, LLC	#1	14	12/29/2017	No	G		765	No												0.347		No	
Eaton Corporation	#1	11	10/24/2017	Yes	C		1	No	0.015	0.075	0.036	0.075	0.054	0.06	0.004	0.025						Total Nitrogen = 6.95 Ammonia = 0.1 Nitrate+Nitrite = 6.95 TKN = 0.5	No
Eaton Corporation	#1	11	10/12/2017	Yes	G		240	No	0.015	0.075	0.02	0.075	0.05	0.06	0.058	0.025						Total Nitrogen = 0.5 Ammonia = 0.1 Nitrate+Nitrite = 0.263 TKN = 0.5 pH = 8.32	No
Eaton Corporation	#1	11	07/20/2017	No	G		240	No	0.002	0.025	0.027	0.025	0.025	0.05		0.025							No
Eaton Corporation	#1	11	12/12/2017	No	G	21	21	No							0.01								No
Eaton Corporation	#1	11	01/24/2017	No	C	75		No		0.018	0.081		0.017	0.069									No
Eaton Corporation	#1	11	04/21/2017	No	C	5		No	0.002	0.025	0.173	0.025	0.025	0.084	0.01	0.025							No
Eaton Corporation	#1	11	10/11/2017	No	G		15	No	0.002	0.025	0.025	0.025	0.025	0.05		0.025							No
Eaton Corporation	#2	11	04/20/2017	No	G	410		No		0.025	0.025		0.072	0.05							2.275		No

**Bucklin Point
Significant User
Compliance Monitoring Results - 2017**

Company	Sample Location	Category	Sample Date	NBC Sample	Type	Flow	Volume	CDF	Cd	Cr	Cu	Pb	Ni	Zn	Cn	Ag	BOD	TSS	TTO	Total O&G	Other Parameters	Violation	
Godfrey & Wing, Inc.	#1	27	12/20/2017	No	C	16111		No			0.03			0.005								No	
Godfrey & Wing, Inc.	#2	27	02/09/2017	No	G	8534	600	Yes			0.93			0.86					0.09			No	
Godfrey & Wing, Inc.	#3	27	06/29/2017	No	G	14062	435	Yes			0.04			0.04					0.01			No	
Godfrey & Wing, Inc.	#4	27	10/24/2017	No	G	2376	238	Yes			0.04			0.08					0.007			No	
Hord Crystal Corporation	#1	11	03/08/2017	Yes	G		1	No	0.015	0.075	0.272	0.075	0.05	0.091	0.012	0.025						Total Nitrogen = 79.3 Ammonia = 3.92 Nitrate+Nitrite = 12.8 TKN = 66.5	No
Hord Crystal Corporation	#1	11	10/18/2017	Yes	G	280		No	0.015	0.075	0.111	0.075	0.05	0.06	0.013	0.025						Total Nitrogen = 130.7 Ammonia = 4.9 Nitrate+Nitrite = 18.7 TKN = 112 pH = 9.35	No
Hord Crystal Corporation	#1	11	10/18/2017	No	G		300	No	0.02	0.05	0.08	0.05	0.05	0.05	0.01	0.02							No
Hord Crystal Corporation	#1	11	08/02/2017	No	G		300	No			0.18		0.07	0.06									No
Hord Crystal Corporation	#1	11	12/01/2017	No	G		90	No			0.06		0.17	0.05									No
Hord Crystal Corporation	#1	11	04/10/2017	No	G		300	No	0.02	0.05	0.63	0.05	0.13	0.19	0.01	0.05							No
Hord Crystal Corporation	#1	11	02/01/2017	No	G		300	No			0.06		0.06	0.03									No
Hord Crystal Corporation	#1	11	06/01/2017	No	G		300	No			0.06		0.04	0.05									No
HP Services, Inc.	#1	11	04/20/2017	Yes	G		1	No	0.015	0.075	0.024	0.075	0.05	0.06	0.008	0.025					4	Total Nitrogen = 0.568 Ammonia = 0.1 Nitrate+Nitrite = 0.569 TKN = 0.5	No
HP Services, Inc.	#1	11	10/03/2017	Yes	G		200	No	0.015	0.075	0.02	0.075	0.05		0.005	0.025					4	Ammonia = 0.1 TKN = 0.5 Total Nitrogen = 0.5 Nitrate+Nitrite = 0.31	No
HP Services, Inc.	#1	11	10/03/2017	No	G		150	No	0.02	0.077	0.025	0.25	0.025	0.05	0.01	0.2					0.5		No
HP Services, Inc.	#1	11	04/04/2017	No	G		175	No	0.011	0.2	0.2	0.025	0.2	0.4	0.01	0.025					3.9		No
HP Services, Inc.	#1	11	01/05/2017	No	G		120	No		0.25	0.25		0.25	0.5									No
HP Services, Inc.	#1	11	07/10/2017	No	G		180	No		0.2	0.2		0.2	0.4									No
Interplex Engineered Products, Inc.	#1	11	11/20/2017	Yes	C	11307		No	0.015	0.075	0.184	0.075	0.428	0.06	0.008	0.025						Total Nitrogen = 1.44 Ammonia = 0.1 Nitrate+Nitrite = 0.1 TKN = 1.44	No
Interplex Engineered Products, Inc.	#1	11	03/16/2017	Yes	C	32219	1	No	0.015	0.075	0.05	0.075	0.159	0.06	0.023	0.025						TKN = 1.54 Total Nitrogen = 2.329 Ammonia = 0.427 Nitrate+Nitrite = 0.789	No
Interplex Engineered Products, Inc.	#2	11	03/01/2017	No	G	78979		No														CN-EPA = 0.14	No
Interplex Engineered Products, Inc.	#2	11	02/01/2017	No	G	73870		No														CN-EPA = 0.14	No
Interplex Engineered Products, Inc.	#2	11	06/07/2017	No	G	41816		No														CN-EPA = 0.11	No
Interplex Engineered Products, Inc.	#2	11	05/03/2017	No	C	59997		No														CN-EPA = 0.1	No
Interplex Engineered Products, Inc.	#2	11	07/05/2017	No	G	35488		No														CN-EPA = 0.07	No
Interplex Engineered Products, Inc.	#2	11	08/02/2017	No	G	56485		No														CN-EPA = 0.06	No
Interplex Engineered Products, Inc.	#2	11	04/05/2017	No	G	52947		No														CN-EPA = 0.06	No
Interplex Engineered Products, Inc.	#2	11	11/01/2017	No	G	56141		No														CN-EPA = 0.04	No
Interplex Engineered Products, Inc.	#2	11	10/16/2017	No	G	52902		No														CN-EPA = 0.04	No
Interplex Engineered Products, Inc.	#2	11	09/06/2017	No	G	44644		No														CN-EPA = 0.04	No
Interplex Engineered Products, Inc.	#2	11	01/04/2017	No	G	36550		No														CN-EPA = 0.03	No
Interplex Engineered Products, Inc.	#2	11	12/06/2017	No	G	135614		No														CN-EPA = 0.01	No
Interplex Engineered Products, Inc.	#1	11	09/06/2017	No	C	44644		No			0.05	0.05	0.26		0.03	0.03							No
Interplex Engineered Products, Inc.	#1	11	10/16/2017	No	C	52902		No	0.02	0.05	0.11	0.05	0.07	0.02	0.05	0.05							No
Interplex Engineered Products, Inc.	#1	11	11/01/2017	No	C	56141		No			0.05	0.05	0.06		0.04	0.01							No
Interplex Engineered Products, Inc.	#1	11	12/06/2017	No	C	135614		No			0.06	0.05	0.25		0.01	0.05							No
Interplex Engineered Products, Inc.	#1	11	08/02/2017	No	C	56485		No			0.02	0.05	0.16		0.02	0.04							No

**Bucklin Point
Significant User
Compliance Monitoring Results - 2017**

Company	Sample Location	Category	Sample Date	NBC Sample	Type	Flow	Volume	CDF	Cd	Cr	Cu	Pb	Ni	Zn	Cn	Ag	BOD	TSS	TTO	Total O&G	Other Parameters	Violation	
Interplex Engineered Products, Inc.	#1	11	03/01/2017	No	C	78979		No			0.07	0.05	0.22		0.07	0.02						No	
Interplex Engineered Products, Inc.	#1	11	04/05/2017	No	C	52947		No	0.02	0.05	0.03	0.05	0.34	0.01	0.01	0.05						No	
Interplex Engineered Products, Inc.	#1	11	02/01/2017	No	C	73870		No			0.04	0.05	0.24		0.14	0.04						No	
Interplex Engineered Products, Inc.	#1	11	05/03/2017	No	C	59997		No			0.03	0.05	0.13		0.01	0.01						No	
Interplex Engineered Products, Inc.	#1	11	01/04/2017	No	C	36550		No			0.04	0.05	0.33		0.02	0.01						No	
Interplex Engineered Products, Inc.	#1	11	06/07/2017	No	C	41816		No			0.02	0.05	0.04		0.03	0.02						No	
Interplex Engineered Products, Inc.	#1	11	07/05/2017	No	C	35488		No			0.02	0.05	0.11		0.05	0.05						No	
Isle Brewers Guild	#1	34	06/27/2017	No	C			No									310	18			Total Nitrogen = 69 Nitrate+Nitrite = 69.25 TKN = 0.5	No	
Isle Brewers Guild	#1	34	06/26/2017	No	C			No									120	2			Total Nitrogen = 26 Nitrate+Nitrite = 26.25 TKN = 0.5	No	
Isle Brewers Guild	#1	34	04/20/2017	Yes	C		1	No									1499.75	54			Total Nitrogen = 18.58 TKN = 17.3 Ammonia = 0.86 Nitrate+Nitrite = 1.28	No	
Isle Brewers Guild	#1	34	06/28/2017	No	C			No									15	8			Total Nitrogen = 1.82 Nitrate+Nitrite = 1.12 TKN = 0.95	No	
Isle Brewers Guild	#1	34	06/29/2017	No	C			No									3	2			Total Nitrogen = 0.6 Nitrate+Nitrite = 0.85 TKN = 0.5	No	
Isle Brewers Guild	#1	34	11/29/2017	Yes	C		1	No									39.68	2			Ammonia = 0.1 Total Nitrogen = 1.504 TKN = 0.725 Nitrate+Nitrite = 0.779	No	
Isle Brewers Guild	#1	34	12/20/2017	No	C	6776		No									5.1	2				No	
John H. Collins & Sons Company	#1	27	10/18/2017	Yes	C	1414		No	0.015	0.075	0.02	0.075	0.05	0.189	0.027	0.025			0.841	9.36		TKN = 6.64 Nitrate+Nitrite = 0.462 Ammonia = 0.191 Total Nitrogen = 10.102	No
John H. Collins & Sons Company	#1	27	02/28/2017	Yes	C	1200		No	0.015	0.075	0.06	0.075	0.05	0.246	0.018	0.025			51.949	4		Nitrate+Nitrite = 5.01 TKN = 23.5 Total Nitrogen = 28.51 Ammonia = 13.6	Y
John H. Collins & Sons Company	#1	27	01/24/2017	No	C	1900		No	0.002	0.025	0.025	0.025	0.025	0.05	0.01	0.025			0.044	0.5		No	
John H. Collins & Sons Company	#1	27	03/28/2017	No	C	1182		No		0.025	0.025			0.05						0.5		No	
John H. Collins & Sons Company	#1	27	04/11/2017	No	C	2237		No											0.055			No	
John H. Collins & Sons Company	#1	27	04/19/2017	No	C	2215		No											0.038			No	
John H. Collins & Sons Company	#1	27	11/28/2017	No	C	2252		No		0.025	0.025			0.05						2.1		No	
John H. Collins & Sons Company	#1	27	05/03/2017	No	C	1384		No											0.048			No	
John H. Collins & Sons Company	#1	27	05/24/2017	No	C	1848		No		0.025	0.025			0.05						1.1		No	
John H. Collins & Sons Company	#1	27	07/19/2017	No	C	2072		No	0.002	0.025	0.025	0.025	0.025	0.05	0.01	0.025			0.131	2.4		No	
John H. Collins & Sons Company	#1	27	09/27/2017	No	C	1534		No		0.025	0.025			0.05						0.7		No	
John H. Collins & Sons Company	#1	27	04/25/2017	No	C	2289		No											0.039			No	
Lincoln Fine Ingredients	#1	22	03/07/2017	Yes	G		1000	No													29.16	Total Nitrogen = 48.3 TKN = 30.1 Nitrate+Nitrite = 18.2 Ammonia = 0.1	No
Lincoln Fine Ingredients	#1	22	02/22/2017	Yes	G		1100	No													292	Ammonia = 1.43 Nitrate+Nitrite = 6.41 Total Nitrogen = 306.41 TKN = 300	Y
Lincoln Fine Ingredients	#1	22	03/23/2017	No	G		750	No													9.4	No	
Lincoln Fine Ingredients	#1	22	03/31/2017	No	G		1300	No													9.4	No	

**Bucklin Point
Significant User
Compliance Monitoring Results - 2017**

Company	Sample Location	Category	Sample Date	NBC Sample	Type	Flow	Volume	CDF	Cd	Cr	Cu	Pb	Ni	Zn	Cn	Ag	BOD	TSS	TTO	Total O&G	Other Parameters	Violation			
Lincoln Fine Ingredients	#1	22	01/23/2017	No	G		900	No													12		No		
Lincoln Fine Ingredients	#1	22	02/22/2017	No	G		1300	No													40		No		
Lincoln Fine Ingredients	#1	22	03/07/2017	No	G		1000	No													13		No		
Liquid Blue	#2	23	03/13/2017	Yes	G			No	0.015	0.075	0.073	0.075	0.05	0.108		0.025	95.54	100					Total Nitrogen = 3.28 Ammonia = 0.459 Nitrate+Nitrite = 0.1 TKN = 3.28	No	
Liquid Blue	#1	23	08/24/2017	Yes	G		1	No	0.015	0.141	0.02	0.075	0.05	0.062		0.025	710.23	48.5					Total Nitrogen = 253 Ammonia = 9.27 Nitrate+Nitrite = 0.1 TKN = 253	No	
Liquid Blue	#1	23	03/13/2017	Yes	G			No	0.015	0.075	0.023	0.075	0.05	0.156		0.025	1739.04	202					Ammonia = 2.55 Nitrate+Nitrite = 1 TKN = 61.5 Total Nitrogen = 61.5	No	
Liquid Blue	#1	23	01/05/2017	No	C		7700	No	0.004	0.005	0.02	0.005		0.05			350	49						No	
Liquid Blue	#1	23	11/01/2017	No	C		8250	No						0.08										No	
Liquid Blue	#1	23	10/27/2017	No	C		8250	No						0.164										No	
Liquid Blue	#1	23	10/26/2017	No	C		8250	No						0.128										No	
Liquid Blue	#1	23	10/25/2017	No	C		8800	No						0.042										No	
Liquid Blue	#1	23	10/06/2017	No	C		8250	No	0.02	0.025	0.149	0.025		2.16			64	24						Y	
Liquid Blue	#1	23	07/06/2017	No	C	7900		No	0.004	0.005	0.03	0.005		0.133			126	45						No	
Liquid Blue	#1	23	04/10/2017	No	C	4400		No	0.004	0.005	0.02			0.037			226	20						No	
Liquid Blue	#2	23	10/06/2017	No	C		500	No	0.02	0.025	0.254	0.025		1.55			103	25						No	
Liquid Blue	#2	23	10/26/2017	No	C		550	No						0.072										No	
Liquid Blue	#2	23	10/27/2017	No	C		550	No						0.078										No	
Liquid Blue	#2	23	07/06/2017	No	C	550		No	0.004	0.005	0.02	0.005		0.02			7	4						No	
Liquid Blue	#2	23	01/05/2017	No	C		1500	No	0.004	0.005	0.02	0.005		0.02			6	14						No	
Liquid Blue	#2	23	04/10/2017	No	C	2000		No	0.004	0.005	0.057			0.453			19	4.4						No	
Liquid Blue	#2	23	11/01/2017	No	C		3000	No						0.114										No	
Liquid Blue	#2	23	10/25/2017	No	C		2500	No						0.057										No	
Maroon Group, LLC.	#1	22	04/25/2017	Yes	G	1100		No													4.167	Total Nitrogen = 29 TKN = 12 Nitrate+Nitrite = 17 Ammonia = 0.167	No		
Maroon Group, LLC.	#1	22	10/20/2017	Yes	G		800	No													92.27	Total Nitrogen = 118.34 Ammonia = 0.337 Nitrate+Nitrite = 5.34 TKN = 113	No		
Maroon Group, LLC.	#1	22	07/06/2017	No	G		900	No	0.002	0.025	0.062	0.025	0.025	0.254		0.025					0.042	56		No	
Maroon Group, LLC.	#1	22	06/05/2017	No	G		800	No	0.002	0.025	0.235	0.026	0.025	0.262		0.025					0.046			No	
Maroon Group, LLC.	#1	22	04/25/2017	No	G		1100	No														33		No	
Maroon Group, LLC.	#1	22	04/18/2017	No	G		1300	No														16		No	
Maroon Group, LLC.	#1	22	07/27/2017	No	G		900	No	0.002	0.025	0.047	0.025	0.025	0.102		0.025					0.056	19		No	
Maroon Group, LLC.	#1	22	06/01/2017	No	G		800	No	0.002	0.025	0.025	0.025	0.025	0.094		0.025					0.553	41		No	
Materion Technical Materials, Inc.	#1	11	10/02/2017	No	C	42074		No	0.002	0.025	0.036	0.025	0.027	0.05	0.01	0.025								TRC = 0.19	No
Materion Technical Materials, Inc.	#1	11	05/01/2017	No	C	47132		No			0.125	0.025	1.56	0.05	0.01	0.025								TRC = 0.15	No
Materion Technical Materials, Inc.	#1	11	07/10/2017	No	C	49310		No			0.059	0.025	0.142	0.05	0.01	0.025								TRC = 0.1	No
Materion Technical Materials, Inc.	#1	11	08/01/2017	No	C	46739		No			0.05	0.025	0.026	0.055	0.01	0.025								TRC = 0.1	No
Materion Technical Materials, Inc.	#1	11	09/02/2017	No	C	19305		No			0.051	0.025	0.025	0.05	0.01	0.025								TRC = 0.1	No
Materion Technical Materials, Inc.	#1	11	11/01/2017	No	C	41795		No			0.236	0.025	0.507	0.05	0.01	0.025								TRC = 0.1	No
Materion Technical Materials, Inc.	#1	11	06/01/2017	No	C	39875		No			0.036	0.025	0.076	0.05	0.01	0.025								TRC = 0.1	No
Materion Technical Materials, Inc.	#1	11	04/03/2017	No	C	32218		No	0.002	0.025	0.048	0.025	0.035	0.157	0.01	0.025								TRC = 0.1	No
Materion Technical Materials, Inc.	#1	11	03/01/2017	No	C	33912		No			0.067	0.025	0.191	0.05	0.01	0.03								TRC = 0.1	No
Materion Technical Materials, Inc.	#1	11	02/01/2017	No	C	39436		No			0.062	0.025	0.074	0.05	0.01	0.025								TRC = 0.1	No
Materion Technical Materials, Inc.	#1	11	12/06/2017	No	C	39885		No			0.07	0.025	0.07	0.05	0.01	0.025								TRC = 0.1	No

**Bucklin Point
Significant User
Compliance Monitoring Results - 2017**

Company	Sample Location	Category	Sample Date	NBC Sample	Type	Flow	Volume	CDF	Cd	Cr	Cu	Pb	Ni	Zn	Cn	Ag	BOD	TSS	TTO	Total O&G	Other Parameters	Violation
Materion Technical Materials, Inc.	#1	11	01/03/2017	No	C	29550		No			0.053	0.025	0.038	0.05	0.01	0.025					TRC = 0.1	No
Materion Technical Materials, Inc.	#1	11	10/17/2017	Yes	C	44342		No	0.015	0.075	0.02	0.075	0.05	0.06	0.004	0.025					Total Nitrogen = 2.257 Nitrate+Nitrite = 0.167 TKN = 2.09 Ammonia = 0.188	No
Materion Technical Materials, Inc.	#1	11	01/25/2017	Yes	C	39538		No	0.015	0.075	0.059	0.075	0.05	0.06	0.005	0.031					TKN = 6.96 Nitrate+Nitrite = 0.1 Ammonia = 1.05 Total Nitrogen = 6.96	No
Materion Technical Materials, Inc.	#1	11	05/02/2017	Yes	C	38923		No	0.015	0.075	0.085	0.075	1.14	0.06	0.004	0.081					TKN = 28.1 Nitrate+Nitrite = 0.185 Ammonia = 0.75 Total Nitrogen = 28.285	No
Materion Technical Materials, Inc.	#2	11	05/01/2017	No	C	47132		No													CN-EPA = 0.02	No
Materion Technical Materials, Inc.	#2	11	11/01/2017	No	C	41795		No													CN-EPA = 0.02	No
Materion Technical Materials, Inc.	#2	11	01/03/2017	No	C	29550		No													CN-EPA = 0.01	No
Materion Technical Materials, Inc.	#2	11	02/01/2017	No	C	39436		No													CN-EPA = 0.01	No
Materion Technical Materials, Inc.	#2	11	03/01/2017	No	C	33912		No													CN-EPA = 0.01	No
Materion Technical Materials, Inc.	#2	11	04/03/2017	No	C	32218		No													CN-EPA = 0.01	No
Materion Technical Materials, Inc.	#2	11	06/01/2017	No	C	39875		No													CN-EPA = 0.01	No
Materion Technical Materials, Inc.	#2	11	07/10/2017	No	C	49310		No													CN-EPA = 0.01	No
Materion Technical Materials, Inc.	#2	11	08/01/2017	No	C	46739		No													CN-EPA = 0.01	No
Materion Technical Materials, Inc.	#2	11	09/02/2017	No	C	19305		No													CN-EPA = 0.01	No
Materion Technical Materials, Inc.	#2	11	10/02/2017	No	C	42074		No													CN-EPA = 0.01	No
Materion Technical Materials, Inc.	#2	11	12/06/2017	No	C	39885		No													CN-EPA = 0.01	No
Murdock Webbing Co., Inc.	#1	23	02/02/2017	Yes	C	5819		No	0.015	0.538	0.122	0.075	0.05	0.06		0.025	1302.44	274.52			Total Nitrogen = 77.91 TKN = 76.6 Nitrate+Nitrite = 1.31 Ammonia = 10.3	No
Murdock Webbing Co., Inc.	#1	23	08/10/2017	Yes	C	5386		No	0.015	0.093	0.644	0.075	0.05	0.064		0.025	1338.44	54.91		146.9	Total Nitrogen = 69.854 Ammonia = 23.1 Nitrate+Nitrite = 0.654 TKN = 69.2	Y
Murdock Webbing Co., Inc.	#1	23	02/07/2017	No	C	9207		No		0.05	0.07			0.13			1003	76		18.3		No
Murdock Webbing Co., Inc.	#1	23	04/04/2017	No	C			No		0.25	0.23			0.24			1440	92		50.4		No
Murdock Webbing Co., Inc.	#1	23	12/05/2017	No	C			No									483	348		29.4		No
Murdock Webbing Co., Inc.	#1	23	08/02/2017	No	C	10058		No		0.05	0.09			0.04			751.7	450		75.7		No
Murdock Webbing Co., Inc.	#1	23	10/03/2017	No	C	11406		No		0.05	0.19			0.09			564	69		69.6		No
Murdock Webbing Co., Inc.	#1	23	06/01/2017	No	C	10629		No									511.3	137		42.7		No
New England Linen Supply, Inc.	#1	25	02/28/2017	Yes	C		1	No									121.73	102		219	Total Nitrogen = 7.76 Ammonia = 1.08 Nitrate+Nitrite = 1.47 TKN = 6.29	Y
New England Linen Supply, Inc.	#1	25	11/20/2017	Yes	C	3461		No									727.8	154		185	Ammonia = 0.509 Nitrate+Nitrite = 1.07 TKN = 8.78 Total Nitrogen = 9.85	Y
New England Linen Supply, Inc.	#1	25	01/12/2017	No	C	29816		No												6.5		No
New England Linen Supply, Inc.	#1	25	01/16/2017	No	C	31431		No												22		No
New England Linen Supply, Inc.	#1	25	02/07/2017	No	C	24564		No									83	35		16		No
New England Linen Supply, Inc.	#1	25	04/03/2017	No	C	26667		No									296	100		35		No
New England Linen Supply, Inc.	#1	25	04/13/2017	No	C	22844		No												26.9		No
New England Linen Supply, Inc.	#1	25	12/13/2017	No	C	70000		No									87	30		51		No
New England Linen Supply, Inc.	#1	25	04/17/2017	No	C	27841		No												18.9		No
New England Linen Supply, Inc.	#1	25	06/14/2017	No	C	27579		No									55	35.2		9.85		No
New England Linen Supply, Inc.	#1	25	08/22/2017	No	C	23907		No									70	85		38		No

**Bucklin Point
Significant User
Compliance Monitoring Results - 2017**

Company	Sample Location	Category	Sample Date	NBC Sample	Type	Flow	Volume	CDF	Cd	Cr	Cu	Pb	Ni	Zn	Cn	Ag	BOD	TSS	TTO	Total O&G	Other Parameters	Violation	
New England Linen Supply, Inc.	#1	25	10/16/2017	No	C	41559		No									639	75		86		No	
New England Linen Supply, Inc.	#1	25	04/14/2017	No	C	24071		No												15.6		No	
Pawtucket Power Associates	#1	16	07/19/2017	Yes	G		1	No	0.015	0.075	0.05	0.075	0.05	0.06		0.025				4	Total Nitrogen = 9.56 Ammonia = 5.7 Nitrate+Nitrite = 0.53 TKN = 9.03	No	
Pawtucket Power Associates	#2	16	07/27/2017	Yes	G	2100		No	0.015	0.087	0.02	0.075	0.066	0.13		0.025						Total Nitrogen = 4.214 Nitrate+Nitrite = 3.49 TKN = 0.724 Ammonia = 0.1	No
Pawtucket Power Associates	#4	16	07/19/2017	Yes	C	5499		No	0.015	0.075	0.045	0.075	0.05	0.061		0.025						Total Nitrogen = 3.21 Nitrate+Nitrite = 1.32 TKN = 1.89 Ammonia = 0.1	No
Pawtucket Power Associates	#3	16	07/12/2017	Yes	G			No	0.015	0.075	0.02	0.075	0.05	0.06		0.025						Total Nitrogen = 0.778 Ammonia = 0.1 Nitrate+Nitrite = 0.778 TKN = 0.5	No
Pawtucket Power Associates	#4	16	05/17/2017	Yes	C	2000		No	0.015	0.075	0.031	0.075	0.05	0.06		0.025						Nitrate+Nitrite = 1.96 Total Nitrogen = 3.99 TKN = 2.03 Ammonia = 0.1	No
Pawtucket Power Associates	#1	16	05/17/2017	Yes	C	6962		No	0.015	0.075	0.029	0.075	0.05	0.06		0.025				4	Nitrate+Nitrite = 1.06 Total Nitrogen = 7.96 TKN = 6.9 Ammonia = 3.27	No	
Pawtucket Power Associates	#1	16	07/11/2017	No	C	5046		No	0.004	0.007	0.074	0.005	0.007	0.094							2.25		No
Pawtucket Power Associates	#1	16	05/16/2017	No	C	4930		No	0.004	0.005	0.02	0.005	0.005	0.032							2		No
Pawtucket Power Associates	#1	16	10/09/2017	No	C	7439		No	0.004	0.005	0.046	0.005	0.011	0.067							3		No
Pawtucket Power Associates	#2	16	07/20/2017	No	G	12900		No	0.004	0.028	0.02	0.005	0.018	0.082									No
Pawtucket Power Associates	#2	16	10/03/2017	No	G	147	147	No	0.004	0.041	0.02	0.005	0.034	0.054									No
Pawtucket Power Associates	#2	16	06/23/2017	No	G	85		No	0.004	0.093	0.02	0.005	0.037	0.04									No
Pawtucket Power Associates	#3	16	10/12/2017	No	G	4200		No	0.004	0.005	0.046	0.005	0.009	0.092									No
Pawtucket Power Associates	#3	16	06/15/2017	No	G	23600		No	0.004	0.005	0.02	0.005	0.005	0.02									No
Pawtucket Power Associates	#3	16	07/12/2017	No	G	15300		No	0.004	0.005	0.02	0.005	0.005	0.02									No
Pawtucket Power Associates	#4	16	07/11/2017	No	C	33570		No	0.004	0.012	0.073	0.005	0.011	0.141									No
Pawtucket Power Associates	#4	16	05/16/2017	No	C	960		No	0.004	0.016	0.037	0.005	0.005	0.075									No
Pawtucket Power Associates	#4	16	04/11/2017	No	G	90010		No	0.004	0.03	0.078	0.005	0.005	0.223									No
Pawtucket Power Associates	#4	16	10/09/2017	No	C	47600		No	0.004	0.009	0.046	0.005	0.012	0.067									No
Pawtucket Power Associates	#5	16	04/11/2017	No	G	14013		No	0.004	0.005	0.062	0.005	0.005	0.02						2		No	
Providence Metallizing Company, Inc.	#1	11	05/31/2017	No	C	30294		No	0.018	0.282	0.08	0.063			0.011							Total Metal-EPA = 0.36	No
Providence Metallizing Company, Inc.	#1	11	05/31/2017	Yes	C	22182		No					0.233	0.035		0.018						Total Metal-EPA = 0.27 Total Metal-EPA = 0.27 Total Nitrogen = 1.07 Ammonia = 0.1 TKN = 0.5 Nitrate+Nitrite = 1.07	No
Providence Metallizing Company, Inc.	#1	11	11/29/2017	No	C	5984		No				0.063	0.208	0.045		0.018						Total Metal-EPA = 0.25	No
Providence Metallizing Company, Inc.	#1	11	11/29/2017	Yes	C	5984	1	No	0.018	0.161	0.177	0.075	0.195	0.06	0.007	0.025						TKN = 0.5 Ammonia = 0.1 Total Nitrogen = 0.767 Total Metal-EPA = 0.59 Nitrate+Nitrite = 0.767	No

**Bucklin Point
Significant User
Compliance Monitoring Results - 2017**

Company	Sample Location	Category	Sample Date	NBC Sample	Type	Flow	Volume	CDF	Cd	Cr	Cu	Pb	Ni	Zn	Cn	Ag	BOD	TSS	TTO	Total O&G	Other Parameters	Violation		
Stackbin Corporation	#2	11	10/05/2017	Yes	G		600	No	0.015	0.075	0.02	0.075	0.05	0.06	0.013	0.025						Total Nitrogen = 23.01 Nitrate+Nitrite = 19.9 TKN = 3.11 Ammonia = 0.1	No	
Stackbin Corporation	#1	11	10/05/2017	Yes	G		1150	No	0.015	0.075	0.106	0.075	0.05	0.21	0.012	0.025					28.05	Total Nitrogen = 16.27 Nitrate+Nitrite = 0.174 TKN = 16.1 Ammonia = 0.1	No	
Stackbin Corporation	#2	11	05/05/2017	Yes	G		600	No	0.015	0.075	0.02	0.075	0.05	0.06	0.018	0.025							Total Nitrogen = 14.17 Ammonia = 0.1 Nitrate+Nitrite = 11 TKN = 3.17	No
Stackbin Corporation	#1	11	05/05/2017	Yes	G		1150	No	0.015	0.075	0.096	0.075	0.05	0.132	0.009	0.025					17.62	TKN = 21 Nitrate+Nitrite = 0.1 Ammonia = 0.1 Total Nitrogen = 21	No	
Stackbin Corporation	#1	11	10/05/2017	No	G		1150	No	0.02	0.05	0.14	0.05	0.07	0.18	0.01	0.01					49.6		No	
Stackbin Corporation	#1	11	04/20/2017	No	G		1150	No	0.02	0.05	0.55												No	
Stackbin Corporation	#1	11	04/20/2017	No	G		1150	No	0.02	0.05	0.55	0.05	0.14	0.25	0.01	0.01					39.5		No	
Stackbin Corporation	#2	11	10/05/2017	No	G		600	No	0.02	0.05	0.02	0.05	0.04	0.01	0.01	0.01							No	
Stackbin Corporation	#2	11	04/20/2017	No	G		600	No	0.02	0.05	0.03	0.05	0.04	0.03	0.01	0.02							No	
Summit Manufacturing Corporation	#1	11	11/07/2017	Yes	C	10024		No	0.015	0.158	0.402	0.075	0.304	0.06	0.006	0.025							Total Nitrogen = 6.37 Ammonia = 0.1 Nitrate+Nitrite = 6.37 TKN = 0.5	No
Summit Manufacturing Corporation	#1	11	03/09/2017	Yes	C	20421		No	0.015	2.67	0.553	0.075	0.081	0.06	0.011	0.025							TKN = 0.5 Nitrate+Nitrite = 11.2 Ammonia = 0.1 Total Nitrogen = 11.2	No
Summit Manufacturing Corporation	#1	11	09/29/2017	No	C	13913		No		0.056	0.129		0.025	0.05										No
Summit Manufacturing Corporation	#1	11	10/31/2017	No	C	20347		No	0.002	0.39	0.178	0.025	0.05	0.05	0.01	0.025								No
Summit Manufacturing Corporation	#1	11	08/31/2017	No	C	14587		No		0.885	0.836		0.046	0.05										No
Summit Manufacturing Corporation	#1	11	07/31/2017	No	C	17579		No		0.025	0.085		0.025	0.05										No
Summit Manufacturing Corporation	#1	11	06/29/2017	No	C	17280		No		0.025	0.272		0.025	0.05										No
Summit Manufacturing Corporation	#1	11	05/30/2017	No	C	14736		No		0.025	0.138		0.025	0.05										No
Summit Manufacturing Corporation	#1	11	04/28/2017	No	C	20397		No	0.002	0.238	0.227	0.025	0.025	0.05	0.01	0.025								No
Summit Manufacturing Corporation	#1	11	03/30/2017	No	C	14138		No		0.034	0.33		0.025	0.05										No
Summit Manufacturing Corporation	#1	11	11/30/2017	No	C	14437		No		0.072	0.236		0.05	0.05										No
Summit Manufacturing Corporation	#1	11	01/30/2017	No	C	13689		No		0.068	0.128		0.025	0.05										No
Summit Manufacturing Corporation	#1	11	02/28/2017	No	C	18925		No		0.124	0.264		0.046	0.05										No
Tanury Industries	#1	11	03/30/2017	No	C	56248		No		0.071	0.52		0.908	0.05	0.01	0.09							TRC = 5.33	No
Tanury Industries	#1	11	12/18/2017	No	C	55967		No		0.666	0.155		0.082	0.039		0.042							TRC = 3.02	No
Tanury Industries	#1	11	11/20/2017	No	C	48119		No		0.238	0.391		0.376	0.109	0.01	0.036							TRC = 2.8	No
Tanury Industries	#1	11	07/27/2017	No	C	55364		No	0.004	0.452	0.972	0.005	0.774	0.057	0.01	0.061							TRC = 2.68	No
Tanury Industries	#1	11	01/31/2017	No	C	38074		No	0.004	0.026	0.17	0.005	0.142	0.02	0.01	0.064							TRC = 13.6	No
Tanury Industries	#1	11	09/28/2017	No	C	69555		No		0.294	0.227		0.174	0.04	0.02	0.02							TRC = 1.78	No
Tanury Industries	#1	11	05/31/2017	No	C	57115		No		0.291	0.637		0.696	0.387	0.069	0.128							TRC = 1.52	No
Tanury Industries	#1	11	10/31/2017	No	C	55214		No		0.186	1.44		0.314	0.179	0.13	0.144							TRC = 1	Y
Tanury Industries	#1	11	08/24/2017	No	C	69369		No		0.372	0.319		0.339	0.067	0.01	0.026							TRC = 0.71	No
Tanury Industries	#1	11	04/27/2017	No	C	48422		No		0.015	0.274		0.346	0.03	0.028	0.014							TRC = 0.573	No
Tanury Industries	#1	11	02/28/2017	No	C	53361		No		0.154	0.35		0.429	0.03	0.07	0.151							TRC = 0.08	No
Tanury Industries	#1	11	08/16/2017	Yes	C	14756		No	0.015	0.465	0.358	0.075	0.384	0.06	0.04	0.03							Total Nitrogen = 4.46 Ammonia = 1.67 Nitrate+Nitrite = 0.64 TKN = 3.82	No

**Bucklin Point
Significant User
Compliance Monitoring Results - 2017**

Company	Sample Location	Category	Sample Date	NBC Sample	Type	Flow	Volume	CDF	Cd	Cr	Cu	Pb	Ni	Zn	Cn	Ag	BOD	TSS	TTO	Total O&G	Other Parameters	Violation	
Tanury Industries	#1	11	02/08/2017	Yes	C	33746		No	0.015	1.18	0.373	0.075	0.659	0.06	0.092	0.123						TKN = 3.13 Nitrate+Nitrite = 0.721 Ammonia = 1.31 Total Nitrogen = 3.851	No
Tanury Industries	#5	11	05/31/2017	No	G	57115		No														CN-EPA = 0.211	No
Tanury Industries	#5	11	06/29/2017	No	G	60526		No														CN-EPA = 0.05	No
Tanury Industries	#5	11	03/30/2017	No	G	56248		No														CN-EPA = 0.04	No
Tanury Industries	#5	11	01/31/2017	No	G	38074		No														CN-EPA = 0.04	No
Tanury Industries	#5	11	10/31/2017	No	G	55214		No														CN-EPA = 0.02	No
Tanury Industries	#5	11	09/28/2017	No	G	69555		No														CN-EPA = 0.02	No
Tanury Industries	#5	11	07/27/2017	No	G	55364		No														CN-EPA = 0.02	No
Tanury Industries	#5	11	04/27/2017	No	G	48442		No														CN-EPA = 0.01	No
Tanury Industries	#5	11	02/28/2017	No	G	53361		No														CN-EPA = 0.01	No
Tanury Industries	#5	11	11/20/2017	No	G	48119		No														CN-EPA = 0.01	No
Tanury Industries	#5	11	08/24/2017	No	G	69369		No														CN-EPA = 0.01	No
Tanury Industries	#5	11	12/18/2017	No	G	55967		No														CN-EPA = 0.01	No
Tanury Industries	#1	11	12/19/2017	No	C	53078		No			0.503												No
Tanury Industries	#1	11	12/20/2017	No	C	60681		No			0.309												No
Tanury Industries	#1	11	07/17/2017	No	C	57136		No			0.56		0.512										No
Tanury Industries	#1	11	07/18/2017	No	C	53539		No			0.505		0.313										No
Tanury Industries	#1	11	08/03/2017	No	C	55315		No			0.34		0.202										No
Tanury Industries	#1	11	01/13/2017	No	C	59194		No													0.363		No
Tanury Industries	#1	11	01/19/2017	No	C	59372		No													0.049		No
Tanury Industries	#1	11	02/14/2017	No	C	48211		No													0.054		No
Tanury Industries	#1	11	06/29/2017	No	C	60526		No		0.108	1.55		2.69	0.053	0.03	0.057							Y
Tanury Industries	#2	11	05/31/2017	No	G	57115	300	Yes			29		7.65	4.05									No
Tanury Industries	#2	11	12/18/2017	No	G	55967	200	Yes			3.46		1.57	0.207									No
Tanury Industries	#2	11	06/29/2017	No	G	60526	300	Yes			28.6		8.44	1.61									No
Tanury Industries	#2	11	07/27/2017	No	G	55364	300	Yes			34.9		10.3	0.742									No
Tanury Industries	#2	11	08/24/2017	No	G	69369	300	Yes			3.93		1.13	0.477									No
Tanury Industries	#2	11	09/28/2017	No	G	69555	250	Yes			4.11		1.41	2.08									No
Tanury Industries	#2	11	10/31/2017	No	G	55214	250	Yes			7.99		3.2	1.82									No
Tanury Industries	#2	11	11/20/2017	No	G	48119	300	Yes			10.3		5.26	0.197									No
Tanury Industries	#2	11	01/31/2017	No	G	38074	250	Yes			31.5		5.45	2.21									No
Tanury Industries	#2	11	02/28/2017	No	G	53361	250	Yes			9.56		4.27	3.13									No
Tanury Industries	#2	11	03/30/2017	No	C	56248	300	Yes			18		4.83	4.07									No
Tanury Industries	#2	11	04/27/2017	No	G	48442	300	Yes			10.8		3.27	0.366									No
Tanury Industries	#3	11	07/27/2017	No	G	55364	50	Yes			18.7		8.84	0.124									No
Tanury Industries	#3	11	11/20/2017	No	G	48119	50	Yes			11.8		3	1.89									No
Tanury Industries	#3	11	06/29/2017	No	G	60526	50	Yes			7.49		4.18	0.236									No
Tanury Industries	#3	11	01/31/2017	No	G	38074	50	Yes			11.3		0.662	0.03									No
Tanury Industries	#3	11	10/31/2017	No	G	55214	50	Yes			3.59		0.187	0.189									No
Tanury Industries	#3	11	03/30/2017	No	G	56248	50	Yes			3.35		2.83	0.32									No
Tanury Industries	#3	11	05/31/2017	No	G	57115	50	Yes			9.53		4.11	0.254									No
Tanury Industries	#3	11	09/28/2017	No	G	69555	50	Yes			3.04		0.899	0.105									No
Tanury Industries	#3	11	02/28/2017	No	G	53361	50	Yes			19.06		10.9	0.65									No
Tanury Industries	#3	11	04/27/2017	No	G	48442	50	Yes			2.56		1.31	0.145									No
Tanury Industries	#3	11	08/24/2017	No	G	69369	50	Yes			11.4		0.686	0.053									No
Tanury Industries	#3	11	12/18/2017	No	G	55967	50	Yes			4.84		24.1	0.199									No
Tanury Industries	#4	11	11/20/2017	No	G	3500		No													0.078		No
Tanury Industries	#4	11	10/31/2017	No	G	4790		No													0.059		No
Tanury Industries	#4	11	09/28/2017	No	G	1040		No													0.134		No
Tanury Industries	#4	11	12/18/2017	No	G	3000		No													0.024		No
Tanury Industries	#4	11	08/24/2017	No	G	1030		No													0.057		No
Tanury Industries	#4	11	05/31/2017	No	G	300		No													0.024		No
Tanury Industries	#4	11	01/31/2017	No	G	5830		No													0.035		No

**Bucklin Point
Significant User
Compliance Monitoring Results - 2017**

Company	Sample Location	Category	Sample Date	NBC Sample	Type	Flow	Volume	CDF	Cd	Cr	Cu	Pb	Ni	Zn	Cn	Ag	BOD	TSS	TTO	Total O&G	Other Parameters	Violation		
Teknicote, Inc.	#1	11	09/20/2017	No	C	2095		No		0.05	0.03		0.05	0.08									No	
Teknicote, Inc.	#1	11	10/24/2017	No	C	2072		No				0.05		0.05									No	
Teknicote, Inc.	#1	11	11/17/2017	No	C	1743		No		0.05	0.04		0.07	0.02									No	
Teknicote, Inc.	#1	11	01/18/2017	No	C	1870		No	0.02	0.09	0.04	0.005	0.12	0.02	0.01	0.03							No	
Teknicote, Inc.	#1	11	02/21/2017	No	C	2005		No				0.05		0.05									No	
Teknicote, Inc.	#1	11	03/06/2017	No	C	2117		No		0.1	0.05		0.09	0.32									No	
Teknicote, Inc.	#1	11	05/10/2017	No	C	2461		No						0.12									No	
Teknicote, Inc.	#1	11	05/23/2017	No	C	2469		No		0.06	0.03		0.06	0.05									No	
Teknicote, Inc.	#1	11	06/27/2017	No	C	2043		No				0.05		0.47									No	
Teknor Apex Co.	#1	27	05/01/2017	Yes	C	26		No	0.015	0.075	0.02	0.075	0.05	0.256		0.025					4	Nitrate+Nitrite = 0.674 Total Nitrogen = 1.357 TKN = 0.683 Ammonia = 0.1	No	
Teknor Apex Co.	#1	27	11/28/2017	Yes	C		1	No	0.015	0.075	0.02	0.075	0.05	1.88		0.025					26.06	Nitrate+Nitrite = 0.1 Total Nitrogen = 0.954 TKN = 0.954 Ammonia = 0.1	Y	
Teknor Apex Co.	#1	27	02/08/2017	No	C	11000		No	0.003	0.025	0.025	0.025		0.809							1.9		No	
Teknor Apex Co.	#1	27	08/07/2017	No	C	16500		No	0.002	0.025	0.025	0.025		0.228							51		No	
Teknor Apex Co.	#1	27	12/06/2017	No	C	900		No	0.002	0.025	0.025	0.025		0.471							1.4		No	
Teknor Apex Co.	#1	27	12/08/2017	No	G			No						0.37									No	
Teknor Apex Co.	#1	27	12/11/2017	No	G			No						0.264									No	
Teknor Apex Co.	#1	27	04/07/2017	No	C	7200		No	0.002	0.025	0.025	0.025		0.843							1.4		No	
Teknor Apex Co.	#1	27	06/07/2017	No	C	41000		No	0.002	0.025	0.041	0.025		0.367							1.5		No	
Teknor Apex Co.	#1	27	10/02/2017	No	C	3600		No	0.002	0.025	0.091	0.025	0.025	1.09		0.025					24		No	
Teknor Apex Co.	#1	27	12/09/2017	No	G			No						0.767									No	
Teknor Apex Co.	#2	27	09/05/2017	No	G	180	180	No												0.007	1.3		No	
Teknor Apex Co.	#2	27	03/15/2017	No	G		1780	No												0.047	3		No	
Teknor Apex Co.	#2	27	05/08/2017	No	G			No												0.031	3.1		No	
Teknor Apex Co.	#2	27	07/11/2017	No	G			No												0.076	11		No	
Teknor Apex Co.	#2	27	11/08/2017	No	G		180	No												0.057	4.6		No	
Teknor Apex Co.	#2	27	01/12/2017	No	G		760	No												0.03	3.2		No	
Teknor Apex Co.	#3	27	04/07/2017	No	G			No												0.002			No	
Teknor Apex Co.	#3	27	10/13/2017	No	G	300		No												0.01			No	
The Okonite Company	#1	27	05/16/2017	Yes	C	1419		No	0.015	0.075	0.114	0.075	0.05	0.266		0.025					4	Total Nitrogen = 6.49 Ammonia = 0.1 Nitrate+Nitrite = 3.87 TKN = 2.62	No	
The Okonite Company	#1	27	12/12/2017	Yes	C		1	No	0.015	0.075	0.254	0.075	0.05	0.679		0.025					7.664	Ammonia = 0.1 TKN = 3.09 Total Nitrogen = 7.34 Nitrate+Nitrite = 4.25	No	
The Okonite Company	#1	27	08/04/2017	No	C	6838		No						0.289									No	
The Okonite Company	#1	27	07/28/2017	No	C	7187		No						0.151									No	
The Okonite Company	#1	27	09/22/2017	No	C	2216		No			0.499	0.02	0.05	0.859			92				6		No	
The Okonite Company	#1	27	08/09/2017	No	C	13246		No						0.754									No	
The Okonite Company	#1	27	07/18/2017	No	C	4828		No			0.937	0.065	0.05	2.51			168				31		Y	
The Okonite Company	#1	27	11/16/2017	No	C	1299		No			0.054	0.02	0.05	0.217			714				5		No	
The Okonite Company	#1	27	05/09/2017	No	C	1702		No			0.219	0.02	0.05	0.591			151				5		No	
The Okonite Company	#1	27	03/16/2017	No	C	1500		No			0.307	0.02	0.061	0.815			76				5		No	
The Okonite Company	#1	27	01/10/2017	No	C	1654		No			0.58	0.023	0.05	0.807			2200				5		No	
Tiffany and Company	#1	15	12/05/2017	Yes	C	929		No	0.015	0.075	0.02	0.075	0.05	0.06	0.005	0.025							Nitrate+Nitrite = 0.1 Ammonia = 0.1 Total Nitrogen = 0.606 TKN = 0.606	No

**Bucklin Point
Significant User
Compliance Monitoring Results - 2017**

Company	Sample Location	Category	Sample Date	NBC Sample	Type	Flow	Volume	CDF	Cd	Cr	Cu	Pb	Ni	Zn	Cn	Ag	BOD	TSS	TTO	Total O&G	Other Parameters	Violation
Tiffany and Company	#1	15	03/27/2017	Yes	C	33		No	0.015	0.075	0.026	0.075	0.05	0.06	0.004	0.025					Ammonia = 0.219 Nitrate+Nitrite = 0.1 TKN = 2.02 Total Nitrogen = 2.02	No
Tiffany and Company	#1	15	06/16/2017	No	C	1066		No			0.05					0.03						No
Tiffany and Company	#1	15	10/04/2017	No	C	1275		No	0.02	0.05	0.02	0.05	0.04	0.02	0.02	0.01						No
Tiffany and Company	#1	15	04/12/2017	No	C	1021		No	0.02	0.05	0.02	0.05	0.04	0.005	0.01	0.02						No
Tiffany and Company	#1	15	12/07/2017	No	C	914	914	No			0.02					0.01						No
Tiffany and Company	#1	15	02/13/2017	No	C			No			0.02					0.01						No
Tiffany and Company	#1	15	08/03/2017	No	C	1382		No			0.03					0.02						No
Tiffany and Company	#2	15	10/04/2017	No	G		30	No												119.8		No
Truex, Inc.	#1	11	11/01/2017	Yes	C	2094		No	0.015	0.075	0.075	0.075	0.05	0.077	0.004	0.025				4	Total Nitrogen = 0.709 Ammonia = 0.1 Nitrate+Nitrite = 0.1 TKN = 0.709	No
Truex, Inc.	#1	11	03/07/2017	Yes	C	6058		No	0.015	0.075	0.435	0.075	0.05	0.287	0.005	0.025				4.508	TKN = 2.27 Total Nitrogen = 2.27 Ammonia = 0.1 Nitrate+Nitrite = 0.1	No
Truex, Inc.	#1	11	04/06/2017	No	C	2394		No	0.02	0.05	0.14	0.05	0.04	0.12	0.01	0.04				3.9		No
Truex, Inc.	#1	11	08/08/2017	No	C	1347		No			0.17		0.04	0.11						2.2		No
Truex, Inc.	#1	11	06/01/2017	No	C	2544		No			0.15		0.04	0.23						4.5		No
Truex, Inc.	#1	11	10/03/2017	No	C	2244		No	0.02	0.05	0.11	0.05	0.04	0.13	0.01	0.01				2.7		No
Truex, Inc.	#1	11	02/02/2017	No	C	2244		No			0.14		0.1	0.2						1.7		No
Truex, Inc.	#1	11	12/05/2017	No	C	2095		No			0.17		0.04	0.1						1		No
Truex, Inc.	#2	11	12/05/2017	No	G		100	No												1		No
Truex, Inc.	#2	11	06/01/2017	No	G		200	No												1.6		No

ATTACHMENT VOLUME II

SECTION 6

***COMPLIANCE MONITORING
RESULTS FOR NON-SIGNIFICANT
USERS***

COMPLIANCE MONITORING LEGEND

Parameter Legend

Cd = Cadmium

Cr = Chromium

Cu = Copper

Pb = Lead

Ni = Nickel

Ag = Silver

Zn = Zinc

CN = Cyanide

Hg = Mercury

Mo = Molybdenum

As = Arsenic

Sn = Tin

VOC = Volatile Organic Compounds

Se = Selenium

O & G = Oil and Grease

BOD = Biochemical Oxygen Demand

TSS = Total Suspended Solids

TTO = Total Toxic Organics

TRC = Total Residual Chlorine

TKN = Total Kjeldahl Nitrogen

Sample Legend

C = Composite Sample

G = Grab Sample

CDF = Concentrated Discharge Formula

Category # Refers to Users Category Number Specified in Chapter III

***COMPLIANCE MONITORING
RESULTS FOR NON-SIGNIFICANT
USERS***

FIELD'S POINT

Field's Point
Non-Significant User
Compliance Monitoring Results - 2017

Company	Sample Location	Category	Sample Date	NBC Sample	Type	Flow	Volume	CDF	Cd	Cr	Cu	Pb	Ni	Zn	Cn	Ag	BOD	TSS	TTO	Total O&G	Other Parameters	Violation
Baker Street Cafe LLC	#1	85	03/22/2017	No	G			No												68		No
Ballard Mack Sales and Service of RI	#1	37	09/25/2017	No	G			No												4.6		No
Ballard Mack Sales and Service of RI	#1	37	03/17/2017	No	G			No												67.6		No
Bj's Wholesale Club	#1	82	09/15/2017	No	G			No												58.6		No
Bj's Wholesale Club	#1	82	03/27/2017	No	G			No												86.5		No
Bj's Wholesale Club	#2	82	09/15/2017	No	G			No												41.4		No
Bj's Wholesale Club	#2	82	03/27/2017	No	G			No												53.9		No
Bonanza Acquisition, LLC	#1	37	07/20/2017	No	G			No												40.5		No
Bonanza Acquisition, LLC	#1	37	10/25/2017	No	G			No												68		No
Bonanza Acquisition, LLC	#1	37	04/17/2017	No	G			No												21		No
Bonanza Acquisition, LLC	#1	37	01/19/2017	No	G	250		No												33		No
Bonollo Provisions Co., Inc.	#1	81	01/03/2017	No	G			No												42		No
Bonollo Provisions Co., Inc.	#1	81	07/06/2017	No	G			No												6		No
Borrelli's Bakery	#1	81	07/18/2017	No	G			No												46.7		No
Borrelli's Bakery	#1	81	01/26/2017	No	G			No												5		No
Bread Boss LLC	#1	81	11/17/2017	No	G			No												17		No
Bread Unlimited, LLC	#1	81	01/12/2017	No	G			No												2.7		No
Bread Unlimited, LLC	#1	81	07/13/2017	No	G			No												2.2		No
Brittany Motors	#1	97	02/24/2017	No	G	1		No												12		No
Brittany Motors	#1	97	08/28/2017	No	G	10		No												120		No
Broad, Inc.	#1	81	05/25/2017	No	G			No												1		No
Broad, Inc.	#1	81	11/21/2017	No	G			No												1		No
Brown University - Central Heat Plant	#1	52	05/12/2017	No	G			No		0.05	0.04		0.26	0.01		0.01						No
Brown University - Central Heat Plant	#2	52	10/27/2017	No	G			No		0.025	0.025		0.025	0.404		0.025				0.8		No
Brown University - Central Heat Plant	#2	52	04/26/2017	No	G			No		0.025	0.025		0.025	0.804		0.025				0.7		No
Brown University - Central Heat Plant	#3	52	10/27/2017	No	G			No		0.025	0.032		0.025	0.174		0.025						No
Brown University - Central Heat Plant	#3	52	04/26/2017	No	G			No		0.025	0.076		0.025	0.119		0.025						No
Brown University - Facilities Management	#1	97	04/05/2017	No	G			No												3.6		No
Brown University - Facilities Management	#1	97	10/04/2017	No	G			No												7.6		No
Brown University - Geochem	#1	95	10/04/2017	No	G			No												1.8		No
Brown University - Geochem	#1	95	04/05/2017	No	G			No												1.4		No
Brown University - List Art	#1	93	10/03/2017	No	G			No									0.02					No
Brown University - List Art	#1	93	04/05/2017	No	G			No									0.02					No
Brown University - School of Engineering	#1	95	08/09/2017	No	G		2500	No	0.002													No
Brown University - School of Engineering	#1	95	08/09/2017	No	G		2500	No	0.002	0.025	0.541	0.025	0.116	0.275		0.025					pH = 10	No
Brown University - School of Engineering	#1	95	04/03/2017	No	G		2000	No	0.002	0.025	0.311	0.025	0.025	0.054		0.025					pH = 10	No
Brown University - School of Engineering	#1	95	06/07/2017	No	G		450	No	0.002	0.025	0.324	0.025	0.025	0.05		0.025					pH = 10	No
Brown University - School of Engineering	#1	95	08/04/2017	No	G		2500	No	0.002	0.025	0.157	0.087	0.026	0.302		0.025					pH = 10.5	No
Brown University - School of Engineering	#1	95	05/03/2017	No	G		2500	No	0.002	0.025	0.264	0.225	0.061	0.201		0.025					pH = 9.4	No
Brown University - Sidney Frank Hall	#1	95	04/05/2017	No	G			No	0.02	0.05	0.43	0.05	0.04	0.51		0.03						No
Brown University - Sidney Frank Hall	#1	95	10/03/2017	No	G			No	0.02	0.05	0.1	0.05	0.04	0.16		0.01						No
Brown University-Medical Education Bldg.	#1	95	04/05/2017	No	G			No	0.02	0.05	0.21	0.05	0.04	0.18		0.03						No
Brown University-Medical Education Bldg.	#1	95	10/03/2017	No	G			No	0.02	0.05	0.03	0.05	0.04	0.11		0.02						No
Brown University-Remediation Project	#1	40	08/28/2017	No	C			No	0.025	0.132			0.025									No
Brown University-Remediation Project	#1	40	06/29/2017	No	C			No	0.007	0.02		0.034										No
Brown University-Remediation Project	#1	40	04/20/2017	No	C	300		No	0.005	0.02		0.02										No
Brown University-Remediation Project	#1	40	02/22/2017	No	C	4200		No	0.005	0.04		0.057										No
Brown University-Remediation Project	#1	40	12/05/2017	No	C	60550		No			0.058		0.029									No
Brown University-Remediation Project	#1	40	10/30/2017	No	C			No	0.176	0.098		0.109										No
Butler Hospital	#1	90	03/13/2017	No	G		500	No	0.002	0.025	0.025	0.025	0.025	0.05		0.025						No
Butler Hospital	#1	90	03/07/2017	No	G		200	No	0.002	0.025	0.025	0.025	0.025	0.05		0.025						No
Butler Hospital	#1	90	02/20/2017	No	G		200	No	0.002	0.025	0.025	0.025	0.025	0.05		0.025						No
Butler Hospital	#1	90	12/12/2017	No	G		500	No	0.002	0.025	0.025	0.025	0.025	0.05		0.025						No
Butler Hospital	#2	90	10/31/2017	No	G		500	No	0.002	0.025	0.256	0.025	0.025	0.169		0.025						No
Butler Hospital	#2	90	05/04/2017	No	G		50	No	0.002	0.025	0.136	0.025	0.025	0.05		0.025						No
Cal's Corner Restaurant	#1	85	05/20/2017	No	G			No												3.8		No
Cal's Corner Restaurant	#1	85	11/18/2017	No	G			No												3		No
Cathedral Art Metal Co., Inc.	#1	24	10/17/2017	No	G			No		0.01	0.612											No
Cathedral Art Metal Co., Inc.	#1	24	04/19/2017	No	G			No		0.008	0.228											No
Centro America Ditrubuidora Supermarket	#1	81	07/14/2017	No	G			No												1.9		No
Centro America Ditrubuidora Supermarket	#1	81	02/14/2017	No	G			No												1		No
Chalkstone Auto Body, Inc.	#1	97	07/20/2017	No	G			No			0.05	0.04	0.28							2.7		No

Field's Point
Non-Significant User
Compliance Monitoring Results - 2017

Company	Sample Location	Category	Sample Date	NBC Sample	Type	Flow	Volume	CDF	Cd	Cr	Cu	Pb	Ni	Zn	Cn	Ag	BOD	TSS	TTO	Total O&G	Other Parameters	Violation		
Chalkstone Auto Body, Inc.	#1	97	01/16/2017	No	G			No				0.05	0.04	0.16							1		No	
Chalkstone Supermarket	#1	82	01/12/2017	No	G			No														44.9		No
Chalkstone Supermarket	#1	82	10/26/2017	No	G			No														15.7		No
Chalkstone Supermarket	#1	82	07/11/2017	No	G			No														7.5		No
Christiansen Dairy Co. Inc.	#1	84	04/21/2017	No	G			No														108.4		No
Christiansen Dairy Co. Inc.	#1	84	10/20/2017	No	G			No														23		No
Cibao Supermarket	#1	82	05/12/2017	No	G			No														208		Yes
Cibao Supermarket	#1	82	06/26/2017	No	G			No														33.6		No
Cibao Supermarket	#1	82	07/18/2017	No	G			No														39.2		No
Cibao Supermarket	#1	82	07/11/2017	No	G			No														22.2		No
Cibao Supermarket	#1	82	10/20/2017	No	G			No														14.8		No
Cibao Supermarket	#1	82	07/04/2017	No	G			No														5.8		No
Coca-Cola Bottling Company of Northern New England	#1	37	01/17/2017	No	G			No														90		No
Coca-Cola Bottling Company of Northern New England	#1	37	07/17/2017	No	G			No														65		No
Colbea LLC (North Main)	#1	97	07/26/2017	No	G			No														60		No
Colbea LLC (North Main)	#1	97	01/27/2017	No	G			No														47		No
Coletta's Collision Center	#1	97	10/10/2017	No	G			No				0.05		0.3								31.2		No
Coletta's Collision Center	#1	97	04/19/2017	No	G			No				0.07		0.66								15.5		No
Community College of RI	#2	86	04/10/2017	No	G			No									0.373							No
Community College of RI	#2	86	04/10/2017	No	G			No									0.002							No
Community College of RI	#2	86	10/27/2017	No	G			No									1.1							Yes
Contech Medical, Inc.	#1	43	07/05/2017	No	G		25	No														20		No
Contech Medical, Inc.	#1	43	01/10/2017	No	G		25	No														6		No
Crisloid, LLC	#1	21	01/12/2017	No	G			No									3.7	759						No
Crisloid, LLC	#1	21	10/17/2017	No	G			No		0.05	0.02			0.04		0.01	2	75						No
Crisloid, LLC	#1	21	07/25/2017	No	G			No									4.5	887						No
Dama Jewelry Technologies	#1	26	01/16/2017	No	C	63		No			0.08		0.04	0.005		0.01						4.9		No
Dama Jewelry Technologies	#1	26	10/17/2017	No	C	316		No			0.06		0.04	0.02		0.04						26.4		No
Dama Jewelry Technologies	#1	26	07/25/2017	No	C	382		No			0.1		0.04	0.02		0.01						34.2		No
Dama Jewelry Technologies	#1	26	04/04/2017	No	C	312		No			0.08		0.04	0.05		0.01						10.4		No
D'Ambr Auto Sales	#1	97	01/19/2017	No	G			No														1		No
D'Ambr Auto Sales	#1	97	07/22/2017	No	G			No														1		No
DAPP Enterprises LLC	#1	85	10/29/2017	No	G			No														10		No
DAPP Enterprises LLC	#1	85	06/14/2017	No	G			No														2		No
Davies Technical School	#1	86	06/13/2017	No	G			No														9		No
Davies Technical School	#1	86	10/27/2017	No	G			No														2.8		No
Dean Auto Collision Center	#1	97	04/28/2017	No	G			No				0.05		1.02								13.8		No
Dean Auto Collision Center	#1	97	10/31/2017	No	G			No				0.05		0.82								27.1		No
Delcupolo, Abramowitz & Associates	#1	72	04/10/2017	No	G			No									0.025						pH = 9.6	No
DelGreco Family LLC	#1	97	07/24/2017	No	G			No														2		No
DelGreco Family LLC	#1	97	04/05/2017	No	G			No														137		Yes
DelGreco Family LLC	#1	97	09/14/2017	No	G			No														60		No
DelGreco Family LLC	#1	97	05/04/2017	No	G			No														48.6		No
Department of Administration	#1	83	01/17/2017	No	G			No														9.5		No
Department of Administration	#1	83	07/18/2017	No	G			No														1.2		No
Department of Administration	#1	83	07/18/2017	No	G			No														12		No
Department of Veterans Affairs Medical Center	#1	90	11/15/2017	No	G		1045	No	0.02	0.05	0.03	0.05	0.04	2.02		0.01								No
Department of Veterans Affairs Medical Center	#2	90	11/15/2017	No	G		1045	No	0.02	0.05	0.02	0.05	0.04	1.14		0.03								No
Department of Veterans Affairs Medical Center	#3	90	09/20/2017	No	G			No	0.02	0.05	0.05	0.05	0.04	0.05		0.01								No
Department of Veterans Affairs Medical Center	#3	90	02/16/2017	No	G			No	0.02	0.05	1.12	0.12	0.05	0.33		0.04								No
Department of Veterans Affairs Medical Center	#3	90	04/12/2017	No	G			No	0.02	0.05	0.09	0.22	0.12	0.11		0.03								No
Department of Veterans Affairs Medical Center	#3	90	04/12/2017	No	G			No	0.02	0.05	0.18	0.15	0.09	0.09		0.02								No
Department of Veterans Affairs Medical Center	#3	90	04/12/2017	No	G			No	0.02	0.05	0.06	0.2	0.15	0.08		0.03								No
Department of Veterans Affairs Medical Center	#4	90	11/15/2017	No	G			No														1		No
Department of Veterans Affairs Medical Center	#4	90	05/17/2017	No	G			No														1		No
Detroit Collision Center	#1	97	07/31/2017	No	G			No														8		No
Detroit Collision Center	#1	97	03/06/2017	No	G			No														13		No
East Coast Screen Printing	#1	99	10/11/2017	No	G		5	No			0.01			0.032								14	VOC = 0.022	No
East Coast Screen Printing	#1	99	05/23/2017	No	G			No			0.02			0.937								15	VOC = 0.032	No
Eastern Screw Company	#1	26	01/31/2017	No	G		150	No	0.004	0.005	0.02		0.014	0.02								10		No
Eastern Screw Company	#1	26	07/31/2017	No	G		700	No	0.004	0.005	0.02		0.005	0.02								26		No
Eastern Screw Company	#1	26	10/23/2017	No	G		200	No	0.004	0.005	0.02		0.02	0.026								80		No

Field's Point
Non-Significant User
Compliance Monitoring Results - 2017

Company	Sample Location	Category	Sample Date	NBC Sample	Type	Flow	Volume	CDF	Cd	Cr	Cu	Pb	Ni	Zn	Cn	Ag	BOD	TSS	TTO	Total O&G	Other Parameters	Violation	
Eastern Screw Company	#1	26	12/21/2017	No	G		250	No	0.004	0.015	0.02		0.19	0.064						74		No	
Eastern Screw Company	#1	26	04/28/2017	No	G		700	No	0.002	0.005	0.02		0.005	0.02							20.5		No
Eastside Providence, LLC	#1	82	03/24/2017	No	G			No													2.9		No
Eastside Providence, LLC	#1	82	09/27/2017	No	G			No													54		No
Eastside Providence, LLC	#2	82	03/24/2017	No	G			No													5.3		No
Eastside Providence, LLC	#2	82	09/27/2017	No	G			No													64		No
Eastside Providence, LLC	#3	82	03/24/2017	No	G			No													5.4		No
Eastside Providence, LLC	#3	82	09/27/2017	No	G			No													28		No
Eastside Providence, LLC	#4	82	03/24/2017	No	G			No													4.5		No
Eastside Providence, LLC	#4	82	09/27/2017	No	G			No													32		No
El Fogonazo Meat Market	#1	81	09/07/2017	No	G			No													31.6		No
El Fogonazo Meat Market	#1	81	03/07/2017	No	G			No													33		No
El Quiche Bakery Store, Inc.	#1	81	04/18/2017	No	G			No													1		No
El Quiche Bakery Store, Inc.	#1	81	10/19/2017	No	G			No													1.5		No
Enterprise Rent-A-Car of R.I. (Johnston)	#1	37	04/27/2017	No	G		200	No													4		No
Enterprise Rent-A-Car of R.I. (Johnston)	#1	37	10/31/2017	No	G		200	No													3.3		No
Enterprise Rent-A-Car of R.I. (NP)	#1	37	04/27/2017	No	G		200	No													15.1		No
Enterprise Rent-A-Car of R.I. (NP)	#1	37	10/31/2017	No	G		200	No													15.2		No
Equilon Enterprises LLC	#1	37	10/10/2017	No	G			No													1		No
F. Saia Restaurants, Inc. LLC	#1	85	07/28/2017	No	G			No													1.6		No
F. Saia Restaurants, Inc. LLC	#1	85	02/16/2017	No	G			No													13.6		No
FedEx Ground Package System, Inc.	#1	37	10/19/2017	No	G	1784		No													48		No
FedEx Ground Package System, Inc.	#1	37	04/06/2017	No	G			No													21		No
FedEx Ground Package System, Inc.	#2	37	04/06/2017	No	G			No													1.4		No
FedEx Ground Package System, Inc.	#2	37	10/19/2017	No	G	1784		No													1.5		No
Fed-Rick Veal Company	#1	81	10/11/2017	No	G			No													2		No
Fed-Rick Veal Company	#1	81	06/20/2017	No	G			No													2		No
Finest Car Wash	#1	97	08/25/2017	No	G			No													7.2		No
Finest Car Wash	#1	97	02/28/2017	No	G			No													13.2		No
First Casting, Inc.	#1	59	10/10/2017	No	G			No										2.5				pH = 6.9	No
First Casting, Inc.	#1	59	04/03/2017	No	G			No										2.5				pH = 7.5	No
Food Corp	#1	82	01/19/2017	No	G			No													1		No
Food Corp	#2	82	01/19/2017	No	G			No													1.4		No
Food Corp	#1	82	07/28/2017	No	G			No													190		Yes
Food Corp	#2	82	07/28/2017	No	G			No													22		No
Freeway Car Wash	#1	97	07/17/2017	No	G			No													5.8		No
Freeway Car Wash	#1	97	01/26/2017	No	G			No													10.6		No
Freeway Car Wash	#2	97	07/17/2017	No	G			No													17.9		No
Freeway Car Wash	#2	97	01/26/2017	No	G			No													4.3		No
Gilbane Building Company	#1	53	11/06/2017	No	G			No	0.002	0.025	0.097	0.025	0.025	0.353	0.01	0.025						Hg = 0.001	No
Golden Crest Nursing Centre	#1	86	01/02/2017	No	G			No													22		No
Golden Crest Nursing Centre	#1	86	07/11/2017	No	G			No													16		No
Greystone Auto Center	#1	97	07/26/2017	No	G			No				0.05	0.04	1.72							11.4		No
Greystone Auto Center	#1	97	01/12/2017	No	G			No				0.05	0.08	1.77							4.2		No
H&S Management, LLC	#1	85	11/08/2017	No	G			No													1		No
H&S Management, LLC	#1	85	03/17/2017	No	G			No													5.4		No
Hamov- Hotov LLC	#1	85	07/12/2017	No	G			No															No
Hasbro	#2	86	01/04/2017	No	G			No													0.7		No
Hasbro	#2	86	07/10/2017	No	G			No													0.5		No
Hillview Auto Body	#1	97	04/25/2017	No	G			No	0.018	0.063	0.188												No
Hillview Auto Body	#1	97	01/24/2017	No	G			No	0.02	0.05	0.12	0.05		0.46						0.006	5.2		No
Hillview Auto Body	#1	97	07/25/2017	No	G			No	0.02	0.05	0.06	0.05		0.65						0.006	8.7		No
Hillview Auto Body	#1	97	10/24/2017	No	G			No	0.02	0.05	0.02	0.05		0.21						0.004	8.2		No
Hillview Auto Body	#1	97	10/24/2017	Yes	G		1	No	0.015	0.075	0.081	0.075	0.05	0.448		0.025				0.005	10.77	As = 0.005 TKN = 1.5 Nitrate+Nitrite = 0.199 Ammonia = 0.1 Total Nitrogen = 1.699	No

Field's Point
Non-Significant User
Compliance Monitoring Results - 2017

Company	Sample Location	Category	Sample Date	NBC Sample	Type	Flow	Volume	CDF	Cd	Cr	Cu	Pb	Ni	Zn	Cn	Ag	BOD	TSS	TTO	Total O&G	Other Parameters	Violation				
Hillview Auto Body	#1	97	04/25/2017	Yes	G		1	No			0.063	0.05	0.324		0.025				0.006	19.085	Total Nitrogen = 3.819 As = 0.005 TKN = 3.59 Nitrate+Nitrite = 0.229 Ammonia = 0.471	No				
Hobbs Brook Management LLC	#2	86	11/08/2017	No	G			No	0.002		0.025	0.025	0.025	0.05		0.025						Hg = 0.001	No			
Hurd Auto Mall LLC	#1	97	01/20/2017	No	G			No													20.3		No			
Hurd Auto Mall LLC	#1	97	07/26/2017	No	G			No													84.5		No			
Imperial Tile & Marble Works Inc.	#1	99	03/15/2017	No	G		200	No																No		
Imperial Tile & Marble Works Inc.	#1	99	06/13/2017	No	G		250	No														11		No		
Imperial Tile & Marble Works Inc.	#1	99	09/13/2017	No	G		200	No														48.4		No		
Imperial Tile & Marble Works Inc.	#1	99	12/12/2017	No	G		200	No														2		No		
Istanbul Gourmet Market, LLC	#1	82	10/03/2017	No	G			No														57		No		
Istanbul Gourmet Market, LLC	#1	82	04/06/2017	No	G			No														2		No		
Izzi Orthodontics	#1	94	10/05/2017	No	G			No														2		No		
Izzi Orthodontics	#1	94	04/24/2017	No	G			No														0.01		No		
J & W - 91 Friendship	#1	53	11/27/2017	No	G			No	0.01	0.02	0.156	0.063	0.05	1.58								0.39		No		
J & W-Snowden Hall	#2	86	11/01/2017	No	G		2155	No	0.01	0.02	0.138	0.02	0.05	0.209	0.02	0.01									No	
Janu Two, Inc.	#1	71	07/20/2017	No	G			No														62		No		
Janu Two, Inc.	#1	71	07/20/2017	No	G			No														133		Yes		
Jeanette's Bakery	#1	81	04/24/2017	No	G			No														3.2		No		
Jeanette's Bakery	#1	81	11/07/2017	No	G			No														50.2		No		
JLC Foods, Inc.	#1	85	04/07/2017	No	G			No														5		No		
JLC Foods, Inc.	#1	85	09/28/2017	No	G			No														48		No		
Johnston Express Wash, LLC	#1	97	07/13/2017	No	G			No														19.6		No		
Johnston Express Wash, LLC	#1	97	01/17/2017	No	G			No														98.8		No		
Jozon Enterprises, Inc.	#1	85	10/10/2017	No	G			No														29		No		
Jozon Enterprises, Inc.	#1	85	04/10/2017	No	G			No														74.2		No		
JPL Enterprises, LLC	#1	81	11/19/2017	No	G			No														2.8		No		
JPL Enterprises, LLC	#1	81	04/27/2017	No	G			No														1		No		
JTMI, LLC	#1	81	12/15/2017	No	G			No														34.7		No		
JTMI, LLC	#1	81	06/19/2017	No	G			No														25		No		
Kelly's Car Wash, Inc.	#1	97	12/26/2017	No	G	97		No														98		No		
Kelly's Car Wash, Inc.	#1	97	08/08/2017	No	G	71		No														62		No		
Kelly's Car Wash, Inc.	#1	97	04/11/2017	No	G	80		No														46.9		No		
Ken Rocha Collision, LLC	#1	97	12/26/2017	No	G			No																	No	
Ken Rocha Collision, LLC	#1	97	12/19/2017	No	G			No																		No
Ken Rocha Collision, LLC	#1	97	12/12/2017	No	G			No																		Yes
Ken Rocha Collision, LLC	#1	97	03/21/2017	No	G			No																		No
Ken Rocha Collision, LLC	#1	97	09/19/2017	No	G			No			0.157			4.95									19		Yes	
La Artesa Bakery Inc.	#1	81	04/21/2017	No	G			No															3.1		No	
La Artesa Bakery Inc.	#1	81	10/18/2017	No	G			No															2.3		No	
La Poblanita Carniceria Mexicana	#1	81	08/07/2017	No	G			No															7.4		No	
La Poblanita Carniceria Mexicana	#1	81	06/02/2017	No	G			No															3.8		No	
La Poblanita Carniceria Mexicana	#1	81	08/08/2017	No	G			No															2.9		No	
La Poblanita Carniceria Mexicana	#1	81	08/10/2017	No	G			No															8.1		No	
La Poblanita Carniceria Mexicana	#1	81	08/09/2017	No	G			No															11.6		No	
Long Live Beerworks	#1	89	10/12/2017	No	G		20	No																		No
M. G. Motors Inc.	#1	97	07/11/2017	No	G	300		No											613.8	19			160		Yes	
M. G. Motors Inc.	#1	97	09/09/2017	No	G	40		No															22		No	
M. G. Motors Inc.	#1	97	01/31/2017	No	G			No															94		No	
M. G. Motors Inc.	#1	97	09/22/2017	No	G	136		No															2.6		No	
M. G. Motors Inc.	#1	97	09/14/2017	No	G	40		No															8		No	
M. G. Motors Inc.	#1	97	08/29/2017	No	G	40		No															77		No	
Magic Gas & Carwash, Inc.	#1	97	02/22/2017	No	G			No															13		No	
Magic Gas & Carwash, Inc.	#1	97	07/27/2017	No	G			No															2		No	
Mahr Federal Inc	#1	52	10/04/2017	No	G		25	No															74.1		No	
Mahr Federal Inc	#1	52	04/05/2017	No	G		50	No															43.1		No	
Markos Automotive	#1	97	03/21/2017	No	G			No															2.5		No	
Markos Automotive	#1	97	09/05/2017	No	G			No															1		No	
Maya Bakery	#1	81	12/19/2017	No	G			No															34.6		No	
Maya Bakery	#1	81	05/25/2017	No	G			No															67.2		No	

Field's Point
Non-Significant User
Compliance Monitoring Results - 2017

Company	Sample Location	Category	Sample Date	NBC Sample	Type	Flow	Volume	CDF	Cd	Cr	Cu	Pb	Ni	Zn	Cn	Ag	BOD	TSS	TTO	Total O&G	Other Parameters	Violation			
MCM Technologies	#1	24	01/03/2017	No	G			No		0.05	0.02										6.4	No			
Mekong Market	#1	81	07/26/2017	No	G			No														7.1	No		
Mekong Market	#1	81	01/10/2017	No	G			No														6.1	No		
Meller Optics, Inc.	#1	27	07/18/2017	No	G		500	No			0.02			0.09				11				33.3	No		
Meller Optics, Inc.	#1	27	10/02/2017	No	G		500	No			0.02			0.04				45				1.5	No		
Meller Optics, Inc.	#1	27	04/13/2017	No	G		500	No			0.02			0.22				65				4.4	No		
Meller Optics, Inc.	#1	27	01/12/2017	No	G		500	No			0.03			0.41				37				pH = 6.26	No		
Mineral Spring Holdings, LLC	#1	97	01/17/2017	No	G			No														90.6	No		
Mineral Spring Holdings, LLC	#1	97	07/14/2017	No	G			No														1440	Yes		
Miriam Hospital	#1	90	04/05/2017	No	G			No	0.02	0.05	0.32	0.05	0.04	0.07		0.03								No	
Miriam Hospital	#1	90	10/19/2017	No	G			No	0.02	0.05	0.04	0.05	0.04	0.04		0.01								No	
Miriam Hospital	#2	90	04/05/2017	No	G			No	0.02	0.05	0.02	0.05	0.04	0.01		0.02								No	
Miriam Hospital	#2	90	10/19/2017	No	G			No	0.02	0.05	0.02	0.05	0.04	0.01		0.01								No	
Monro, Inc.	#1	97	01/28/2017	No	G			No														1.6	No		
Monro, Inc.	#1	97	07/28/2017	No	G			No														2.4	No		
Moody Machine Products, Inc.	#1	21	10/31/2017	No	C	70		No			0.025	0.025		0.05								1.55	No		
Moody Machine Products, Inc.	#1	21	04/27/2017	No	C	70		No			0.025	0.025		0.05								1.1	No		
Moran Foods, LLC	#1	82	04/15/2017	No	G			No														30.8	No		
Moses Brown School	#1	86	10/24/2017	No	G			No																No	
Moses Brown School	#2	86	10/24/2017	No	G			No																No	
Moses Brown School	#3	86	04/11/2017	No	G			No														34.6	No		
Moses Brown School	#3	86	10/24/2017	No	G			No																No	
Motiva Enterprises, LLC	#1	71	04/03/2017	No	G			No														1	No		
My Car, Incorporated	#1	97	02/06/2017	No	G	6		No														3.4	No		
My Car, Incorporated	#1	97	08/22/2017	No	G	50		No														4.4	No		
Narragansett Improvement Co.	#1	35	04/12/2017	No	G			No														1.05	No		
Narragansett Improvement Co.	#1	35	10/11/2017	No	G			No														4.225	No		
New England Petroleum Terminal, LLC.	#1	59	05/06/2017	No	G	348176		No										20				7.14	pH = 5	No	
New England Petroleum Terminal, LLC.	#1	59	02/13/2017	No	G	8529		No										5				5	5	pH = 5.54	No
New England Petroleum Terminal, LLC.	#2	59	04/21/2017	No	G	32175		No										5				5	5	pH = 5.77	No
New England Petroleum Terminal, LLC.	#2	59	02/13/2017	No	G	94511		No										18				5	5	pH = 5.95	No
New England Petroleum Terminal, LLC.	#2	59	05/02/2017	No	G	72910		No										5				5	5	pH = 5.98	No
New England Petroleum Terminal, LLC.	#1	59	05/02/2017	No	G	113055		No										9				5	5	pH = 6.01	No
New England Petroleum Terminal, LLC.	#2	59	03/28/2017	No	G			No										5				5	5	pH = 6.03	No
New England Petroleum Terminal, LLC.	#1	59	01/11/2017	No	G	137988		No										14				5	5	pH = 6.04	No
New England Petroleum Terminal, LLC.	#1	59	06/05/2017	No	G	24231		No										23				5	5	pH = 6.09	No
New England Petroleum Terminal, LLC.	#2	59	02/08/2017	No	G	1678		No										5				5	5	pH = 6.09	No
New England Petroleum Terminal, LLC.	#1	59	11/09/2017	No	G	13049		No										5				5	5	pH = 6.14	No
New England Petroleum Terminal, LLC.	#1	59	04/21/2017	No	G	67926		No										5				5	5	pH = 6.15	No
New England Petroleum Terminal, LLC.	#1	59	09/20/2017	No	G	13446		No										5				5	5	pH = 6.18	No
New England Petroleum Terminal, LLC.	#1	59	01/03/2017	No	G	74645		No										5				5	5	pH = 6.18	No
New England Petroleum Terminal, LLC.	#1	59	10/24/2017	No	G	135296		No										5				5	5	pH = 6.18	No
New England Petroleum Terminal, LLC.	#2	59	09/20/2017	No	G	7925		No										5				5	5	pH = 6.18	No
New England Petroleum Terminal, LLC.	#2	59	01/11/2017	No	G	62457		No										5				5	5	pH = 6.19	No
New England Petroleum Terminal, LLC.	#2	59	11/09/2017	No	G	11881		No										5				5	5	pH = 6.2	No
New England Petroleum Terminal, LLC.	#1	59	09/05/2017	No	G	9742		No										13				5	5	pH = 6.25	No
New England Petroleum Terminal, LLC.	#1	59	08/30/2017	No	G	20216		No										13				5	5	pH = 6.25	No
New England Petroleum Terminal, LLC.	#2	59	01/03/2017	No	G	61149		No										12				5	5	pH = 6.26	No
New England Petroleum Terminal, LLC.	#1	59	07/11/2017	No	G	73348		No										13				5	5	pH = 6.27	No
New England Petroleum Terminal, LLC.	#1	59	03/28/2017	No	G	59079		No										5				5	5	pH = 6.27	No
New England Petroleum Terminal, LLC.	#1	59	03/02/2017	No	G	87815		No										11				5	5	pH = 6.27	No
New England Petroleum Terminal, LLC.	#1	59	10/24/2017	No	G	54501		No										5				5	5	pH = 6.29	No
New England Petroleum Terminal, LLC.	#1	59	02/08/2017	No	G	29832		No										5				5	5	pH = 6.29	No
New England Petroleum Terminal, LLC.	#2	59	08/30/2017	No	G	66298		No										5				5	5	pH = 6.29	No
New England Petroleum Terminal, LLC.	#2	59	09/05/2017	No	G	36857		No										5				5	5	pH = 6.29	No
New England Petroleum Terminal, LLC.	#2	59	11/14/2017	No	G	20817		No										5				5	5	pH = 6.33	No
New England Petroleum Terminal, LLC.	#2	59	03/02/2017	No	G			No										5				5	5	pH = 6.34	No
New England Petroleum Terminal, LLC.	#1	59	11/14/2017	No	G	8722		No										5				5	5	pH = 6.36	No
New England Petroleum Terminal, LLC.	#2	59	10/26/2017	No	G	175800		No										5				5	5	pH = 6.38	No
New England Petroleum Terminal, LLC.	#2	59	10/24/2017	No	G	90000		No										5				5	5	pH = 6.45	No
New England Petroleum Terminal, LLC.	#1	59	07/07/2017	No	G	166032		No										13				5	5	pH = 6.51	No
New England Petroleum Terminal, LLC.	#2	59	04/03/2017	No	G	118957		No										5				5	5	pH = 6.55	No

Field's Point
Non-Significant User
Compliance Monitoring Results - 2017

Company	Sample Location	Category	Sample Date	NBC Sample	Type	Flow	Volume	CDF	Cd	Cr	Cu	Pb	Ni	Zn	Cn	Ag	BOD	TSS	TTO	Total O&G	Other Parameters	Violation
New England Petroleum Terminal, LLC.	#1	59	04/03/2017	No	G			No										5	5	5	pH = 6.6	No
New England Petroleum Terminal, LLC.	#1	59	06/21/2017	No	G	16643		No										8	5	5	pH = 6.61	No
New England Petroleum Terminal, LLC.	#2	59	07/07/2017	No	G	15712		No									5	6	5	5	pH = 6.67	No
New England Petroleum Terminal, LLC.	#1	59	08/19/2017	No	G	48404		No										5	5	5	pH = 6.76	No
New England Petroleum Terminal, LLC.	#2	59	06/21/2017	No	G	136909		No										5	5	5	pH = 6.76	No
New England Petroleum Terminal, LLC.	#2	59	08/19/2017	No	G	7389		No										5	5	5	pH = 6.88	No
New England Petroleum Terminal, LLC.	#2	59	05/06/2017	No	G	249265		No										36	5	5	pH = 7.1	No
New England Petroleum Terminal, LLC.	#2	59	06/05/2017	No	G	44987		No										13	5	5	pH = 7.11	No
New England Petroleum Terminal, LLC.	#2	59	07/11/2017	No	G	793152		No										7	5	5	pH = 8.52	No
NGC INC.	#1	81	04/03/2017	No	G	6882		No									3400	99	11	11		No
NGC INC.	#1	81	01/03/2017	No	G			No									2100	110	18	18		No
NGC INC.	#1	81	04/03/2017	No	G			No												17		No
NGC INC.	#1	81	04/10/2017	No	G	8004		No									3500	650	6.7	6.7		No
NGC INC.	#1	81	04/10/2017	No	G			No												21		No
NGC INC.	#1	81	04/24/2017	No	G			No												43		No
NGC INC.	#1	81	04/24/2017	No	G			No									2000	100	21	21		No
NGC INC.	#1	81	04/17/2017	No	G			No												35		No
NGC INC.	#1	81	04/17/2017	No	G			No									6200	390	29	29		No
NGC INC.	#1	81	11/02/2017	No	G	4114		No												6		No
NGC INC.	#1	81	11/02/2017	No	G	4114		No									6000	390	6.6	6.6		No
NGC INC.	#1	81	08/01/2017	No	G			No												96		No
NGC INC.	#1	81	08/01/2017	No	C	4284		No									5900	470	38	38		No
NGC INC.	#1	81	06/05/2017	Yes	C	3291		No									6057.6	258	71.25	71.25	Total Nitrogen = 947.4 Ammonia = 29.1 Nitrate+Nitrite = 0.409 TKN = 947	No
Nick's Auto Body, Inc.	#1	97	04/08/2017	No	G			No			0.05		0.4							1.1		No
Nick's Auto Body, Inc.	#1	97	10/27/2017	No	G			No			0.05		0.68							4.9		No
NNC of Rhode Island, Inc.	#1	97	07/31/2017	No	G			No												1.2		No
NNC of Rhode Island, Inc.	#1	97	02/21/2017	No	G			No												2.5		No
North Providence Dental Associates	#1	94	07/05/2017	No	G			No								0.01						No
North Providence Dental Associates	#1	94	01/06/2017	No	G			No								0.05					pH = 8.81	No
Nueva San Salvador Bakery, Inc.	#1	81	07/17/2017	No	G			No												81.1		No
Nueva San Salvador Bakery, Inc.	#1	81	05/01/2017	No	G			No												11.5		No
Ocean State Peeled Potatoes	#1	81	01/03/2017	No	C	668		No									741	362				No
Ocean State Peeled Potatoes	#1	81	04/07/2017	No	C	2917		No									1782	608				No
Ocean State Peeled Potatoes	#1	81	07/14/2017	No	G	1496		No									1560	656				No
Ocean State Peeled Potatoes	#1	81	10/13/2017	No	C	598		No									1570	1170				No
Ocean State Peeled Potatoes	#1	81	12/13/2017	Yes	C		1	No									4847.14	6676			Ammonia = 12.5 Nitrate+Nitrite = 0.82 Total Nitrogen = 130.82 TKN = 130	No
Ocean State Peeled Potatoes	#1	81	05/31/2017	Yes	C		1	No									2754.96	3388			Ammonia = 2.27 Total Nitrogen = 59.221 Nitrate+Nitrite = 0.121 TKN = 59.1	No
Olneyville NY System	#1	85	11/27/2017	No	G			No												10.7		No
Olneyville NY System	#1	85	05/22/2017	No	G			No												1		No
Panaderia El Paisano	#1	82	08/24/2017	No	G			No												28.5		No
Panaderia El Paisano	#1	82	01/30/2017	No	G			No												71.3		No
Panaderia El Paisano	#2	82	05/18/2017	No	G			No												22.6		No
Panaderia El Paisano	#2	82	11/09/2017	No	G			No												7.4		No
Panaderia El Quetzal, Inc.	#1	81	07/20/2017	No	G			No												1		No
Panaderia El Quetzal, Inc.	#1	81	10/22/2017	No	G			No												1		No
Panaderia El Quetzal, Inc.	#1	81	01/11/2017	No	G			No												1.4		No
Pescatore's Seafood, Inc.	#1	81	05/15/2017	No	G			No												20		No
Portion Meat Associates	#1	81	12/15/2017	No	G			No												2.4		No
Portion Meat Associates	#1	81	03/30/2017	No	G			No												11		No
Portion Meat Associates	#1	81	09/19/2017	No	G			No												1		No
Portion Meat Associates	#1	81	06/29/2017	No	G			No												2.2		No
Price Rite	#1	82	12/07/2017	No	G			No												4600		Yes
Price Rite	#1	82	05/15/2017	No	G			No												43		No

Field's Point
Non-Significant User
Compliance Monitoring Results - 2017

Company	Sample Location	Category	Sample Date	NBC Sample	Type	Flow	Volume	CDF	Cd	Cr	Cu	Pb	Ni	Zn	Cn	Ag	BOD	TSS	TTO	Total O&G	Other Parameters	Violation	
Prospect CharterCARE RWMC, LLC	#3	90	10/11/2017	No	G		500	No		0.02	0.053	0.02	0.05	0.068		0.01						No	
Prospect CharterCARE RWMC, LLC	#3	90	04/28/2017	No	G		500	No		0.02	0.451	0.02	0.05	0.05		0.01						No	
Prospect CharterCARE RWMC, LLC	#4	90	10/11/2017	No	G		500	No		0.01	0.027	0.02	0.05	0.074		0.01						No	
Prospect CharterCARE RWMC, LLC	#4	90	04/28/2017	No	G		500	No		0.02	0.024	0.02	0.05	0.05		0.01						No	
Prospect CharterCARE RWMC, LLC (Maude)	#1	90	12/08/2017	No	G		50	No								0.01						No	
Prospect CharterCARE RWMC, LLC (Maude)	#1	90	10/11/2017	No	G		25	No								0.01						No	
Prospect CharterCARE RWMC, LLC (Maude)	#1	90	02/22/2017	No	G		25	No								0.01						No	
Prospect CharterCARE RWMC, LLC (Maude)	#1	90	04/28/2017	No	G		25	No								0.01						No	
Prospect CharterCARE RWMC, LLC (Maude)	#1	90	08/01/2017	No	G		25	No								0.01						No	
Prospect CharterCARE RWMC, LLC (Maude)	#1	90	06/01/2017	No	G		25	No								0.01						No	
Prospect CharterCARE RWMC, LLC (Maude)	#2	90	04/28/2017	No	G		500	No		0.02	0.08	0.08	0.05	0.15		0.01						No	
Prospect CharterCARE RWMC, LLC (Maude)	#2	90	10/26/2017	No	G		500	No		0.02	0.905	0.481	0.05	0.272		0.01						No	
Prospect CharterCARE RWMC, LLC (Maude)	#3	90	04/28/2017	No	G		500	No		0.02	0.698	0.02	0.05	0.113		0.01						No	
Prospect CharterCARE RWMC, LLC (Maude)	#3	90	10/11/2017	No	G		500	No		0.02	0.028	0.02	0.05	0.118		0.01						No	
Prospect CharterCARE SJHSRI	#1	90	10/23/2017	No	G			No	0.02	0.05	0.02	0.05	0.04	0.05		0.01						Hg = 0.001	
Prospect CharterCARE SJHSRI	#1	90	04/14/2017	No	G			No	0.02	0.05	0.05	0.05	0.04	0.06		0.01						Hg = 0.001	
Prospect CharterCARE SJHSRI	#2	90	04/14/2017	No	G			No	0.02	0.05	0.18	0.05	0.04	0.24		0.01						Hg = 0.001	
Prospect CharterCARE SJHSRI	#3	90	10/23/2017	No	G			No	0.02	0.05	0.02	0.05	0.04	0.06		0.01						Hg = 0.001	
Prospect CharterCARE SJHSRI	#3	90	04/14/2017	No	G			No	0.02	0.05	0.36	0.05	0.04	0.95		0.01						Hg = 0.001	
Prospect CharterCARE SJHSRI, LLC	#1	90	10/11/2017	No	G			No														No	
Prospect CharterCARE SJHSRI, LLC	#2	90	10/12/2017	No	G			No														No	
Prospect CharterCARE SJHSRI, LLC	#1	90	04/19/2017	No	G			No	0.02	0.05	1.01	0.05	0.04	0.16		0.03						Hg = 0.001	
Providence Auto Body, Inc.	#1	97	10/04/2017	No	G			No			0.03	0.05	0.04	0.21		0.01				4.9		No	
Providence Auto Body, Inc.	#1	97	04/19/2017	No	G			No			0.03	0.05	0.04	0.22		0.02				2.2		No	
Providence Auto Body, Inc.	#2	97	10/04/2017	No	G			No			0.02	0.05	0.04	0.69		0.01				3.1		No	
Providence Auto Body, Inc.	#2	97	04/19/2017	No	G			No			0.04	0.05	0.04	0.25		0.01				1.7		No	
Providence Auto Body, Inc.	#3	97	04/19/2017	No	G			No			0.02	0.05	0.04	0.76		0.01				4.3		No	
Providence Auto Body, Inc.	#3	97	10/04/2017	No	G			No			0.05	0.05	0.04	0.92		0.01				9.1		No	
Providence Career & Technical Academy	#1	86	08/08/2017	No	G			No													1		No
Providence Career & Technical Academy	#1	86	03/28/2017	No	G			No													2.1		No
Providence College - Hunt-Cavanagh	#1	93	10/04/2017	No	G		25	No								0.1						No	
Providence College - Hunt-Cavanagh	#1	93	06/22/2017	No	G		25	No									0.14					No	
Providence College - Hunt-Cavanagh	#3	93	06/22/2017	No	G		25	No									0.05					No	
Providence College - Hunt-Cavanagh	#3	93	10/04/2017	No	G		25	No									0.59					Yes	
Providence College - Hunt-Cavanagh	#3	93	11/08/2017	No	G		25	No									0.11					No	
Providence College - Hunt-Cavanagh	#3	93	11/10/2017	No	G		25	No									0.02					No	
Providence College - Hunt-Cavanagh	#3	93	11/15/2017	No	G		25	No									0.07					No	
Providence College - Hunt-Cavanagh	#3	93	11/17/2017	No	G		25	No									0.06					No	
Providence College - Hunt-Cavanagh	#4	93	10/20/2017	No	G		25	No		0.05	0.02	0.05		0.13								No	
Providence College - Schneider Arena	#1	89	02/13/2017	No	G		500	No		0.05	0.14	0.05	0.04	1.57								No	
Providence College - Schneider Arena	#1	89	10/10/2017	No	G		500	No		0.05	0.03	0.05	0.04	0.26								No	
Providence College - Schneider Arena	#1	89	02/28/2017	No	G		500	No						2.53								No	
Providence College-Power Plant	#3	53	09/07/2017	No	G		500	No		0.05	0.05	0.05	0.04	0.5		0.01						No	
Providence College-Power Plant	#3	53	10/08/2017	No	G		500	No		0.05	0.09	0.05	0.04	0.92		0.01						No	
Providence College-Power Plant	#4	53	11/17/2017	No	G		500	No		0.05	0.27	0.05	0.04	0.19		0.01						No	
Providence College-Power Plant	#4	53	10/07/2017	No	G		500	No		0.05	0.13	0.05	0.04	0.1		0.01						No	
Providence College-Power Plant	#5	53	08/29/2017	No	G		500	No		0.08	0.12	0.05	0.05	0.08		0.01						No	
Providence College-Power Plant	#5	53	01/27/2017	No	G		5000	No		0.05	0.18	0.05	0.45	0.12		0.01						No	
Providence College-Power Plant	#5	53	05/02/2017	No	G		5000	No		0.05	0.355	0.05	0.04	0.03		0.01						No	
Providence College-Power Plant	#5	53	04/12/2017	No	G		5000	No		0.05	0.55	0.05	0.05	0.05		0.03						No	
Providence Public Safety Complex	#1	86	02/27/2017	No	G			No												15.6		No	
Providence Public Safety Complex	#1	86	08/08/2017	No	G			No												2.7		No	
Quality Beef Co., Inc.	#1	81	12/01/2017	No	G	1230		No												4		No	
Quality Beef Co., Inc.	#1	81	06/05/2017	No	G	150		No												4.29		No	
Quality Beef Co., Inc.	#2	81	06/05/2017	No	G	150		No												3.83		No	
Quality Beef Co., Inc.	#2	81	12/01/2017	No	G	1230		No												4		No	
Quality Seafood	#1	81	10/26/2017	No	G			No												61.4		No	
Quality Seafood	#1	81	04/18/2017	No	G			No												6.5		No	
Quality Spraying Technologies	#1	27	01/03/2017	No	G			No			0.02		0.04	0.005								No	
Quality Spraying Technologies	#1	27	07/07/2017	No	C			No			0.02		0.04	0.04								No	
Quality Spraying Technologies	#2	27	01/03/2017	No	G			No			0.86			1.13					0.045			No	
Quality Spraying Technologies	#2	27	07/07/2017	No	G			No			0.04			0.01					0.155			No	

Field's Point
Non-Significant User
Compliance Monitoring Results - 2017

Company	Sample Location	Category	Sample Date	NBC Sample	Type	Flow	Volume	CDF	Cd	Cr	Cu	Pb	Ni	Zn	Cn	Ag	BOD	TSS	TTO	Total O&G	Other Parameters	Violation
Quality Spraying Technologies	#3	27	07/07/2017	No	G			No												1		No
Quality Spraying Technologies	#3	27	01/03/2017	No	G			No												1.1		No
R & J Manufacturing Company	#1	24	01/06/2017	No	C	66736		No		0.02	0.446			0.245								No
R & J Manufacturing Company	#1	24	07/14/2017	No	C			No		0.02	0.897			0.276								No
R. Zoppo Corp.	#1	60	10/20/2017	No	G			No	0.002	0.025	0.025	0.025	0.025	0.05		0.025		19		1.2		No
R.C. Motors Inc.	#1	71	01/18/2017	No	G			No												1		No
R.I. Beef & Veal, Inc	#1	81	09/07/2017	No	G	367		No												5		No
R.I. Beef & Veal, Inc	#1	81	01/27/2017	No	G			No												5		No
R.I. Beef & Veal, Inc	#1	81	05/12/2017	No	G	396		No												5		No
R.I. Hospital - Hasbro Childrens	#1	90	07/27/2017	No	G		500	No		0.05	0.02	0.05	0.04	0.08		0.01						No
R.I. Hospital - Hasbro Childrens	#1	90	04/28/2017	No	G		500	No		0.05	0.08	0.05	0.04	0.52		0.01						No
R.I. Provision Company	#1	81	04/05/2017	No	G			No												52		No
R.I. Provision Company	#1	81	10/12/2017	No	G			No												8.3		No
R.I.P.T.A. - 750 Elmwood	#1	37	04/10/2017	No	G			No			0.45	0.16	0.11	2.94						41.7		Yes
R.I.P.T.A. - 750 Elmwood	#1	37	01/19/2017	No	G			No			0.35	0.07	0.1	2.28						29.8		No
R.I.P.T.A. - 750 Elmwood	#1	37	10/25/2017	No	G			No			0.02	0.05	0.04	0.11						5.1		No
R.I.P.T.A. - 750 Elmwood	#1	37	10/24/2017	No	G			No						0.08								No
R.I.P.T.A. - 750 Elmwood	#1	37	10/23/2017	No	G			No						0.02								No
R.I.P.T.A. - 750 Elmwood	#1	37	10/11/2017	No	G			No						1.93								No
R.I.P.T.A. - 750 Elmwood	#1	37	07/31/2017	No	G			No			0.77	0.05	0.05	4.11						85.7		Yes
R.I.P.T.A. - 750 Elmwood	#1	37	06/14/2017	No	G			No			0.204	0.073	0.025	1.22						58		No
R.I.P.T.A. - 750 Elmwood	#1	37	06/13/2017	No	G			No						2.18								No
R.I.P.T.A. - 750 Elmwood	#1	37	06/09/2017	No	G			No						0.72								No
R.I.P.T.A. - 750 Elmwood	#1	37	06/12/2017	No	G			No						2.61								No
R.I.P.T.A. - Para-Transit Facility	#1	37	07/31/2017	No	G			No			0.03	0.05	0.04	0.23						10.2		No
R.I.P.T.A. - Para-Transit Facility	#1	37	10/25/2017	No	G			No			0.02	0.05	0.04	0.11						5.1		No
R.I.P.T.A. - Para-Transit Facility	#1	37	01/19/2017	No	G			No			0.12	0.05	0.04	0.96						17.8		No
R.I.P.T.A. - Para-Transit Facility	#1	37	04/10/2017	No	G			No			0.1	0.05	0.04	0.08						2.5		No
R.I.P.T.A.-New Bus Facility	#1	37	07/31/2017	No	G			No												12		No
R.I.P.T.A.-New Bus Facility	#1	37	10/25/2017	No	G			No												4.8		No
R.I.P.T.A.-New Bus Facility	#1	37	01/19/2017	No	G			No												15.3		No
R.I.P.T.A.-New Bus Facility	#1	37	04/10/2017	No	G			No												12.9		No
Reali's Fine Italian Cuisine	#1	85	01/03/2017	No	G			No												13		No
Reali's Fine Italian Cuisine	#1	85	07/10/2017	No	G			No												44		No
Regency Plaza	#1	86	10/18/2017	No	G			No	0.005	0.01	0.065	0.01	0.025	0.219		0.005						No
Regency Plaza - East Building #3	#1	86	10/18/2017	No	G			No	0.005	0.01	0.031	0.01	0.025	0.094		0.005						No
Regency Plaza - West Building #2	#1	86	10/18/2017	No	G			No	0.005	0.01	0.022	0.01	0.025	0.094		0.005						No
Reyes Food Market	#1	71	06/12/2017	No	G			No												6.3		No
Reyes Food Market	#1	71	02/21/2017	No	G			No												61.8		No
Rhode Island College - Connection 2	#1	43	10/02/2017	No	G	5		No								0.025						No
Rhode Island College - Connection 2	#1	43	04/24/2017	No	G			No								0.025						No
Rhode Island College - Connection 2	#2	43	04/24/2017	No	G			No								0.025						No
Rhode Island College - Connection 2	#2	43	10/02/2017	No	G	5		No								0.025						No
Rhode Island College - Connection 2	#3	43	04/24/2017	No	G			No								0.025						No
Rhode Island College - Connection 2	#3	43	10/02/2017	No	G			No								0.025						No
Rhode Island Convention Center	#1	86	03/29/2017	No	G			No												1		No
Rhode Island Convention Center	#1	86	08/01/2017	No	G			No												1		No
Rhode Island Convention Center	#3	86	01/10/2017	No	G			No	0.02	0.05	0.04	0.05	0.04	0.08		0.01						No
Rhode Island Hospital	#1	90	04/19/2017	No	G		500	No	0.02	0.05	0.02	0.05	0.04	0.04		0.01						No
Rhode Island Hospital	#1	90	10/11/2017	No	G		500	No	0.02	0.05	0.13	0.05	0.04	0.02		0.01						No
Rhode Island Hospital	#2	90	04/19/2017	No	G		500	No	0.02	0.05	0.02	0.05	0.04	0.07		0.01						No
Rhode Island Hospital	#2	90	10/11/2017	No	G		500	No	0.02	0.05	0.04	0.05	0.04	0.22		0.02						No
Rhode Island Hospital	#3	90	04/28/2017	No	G		500	No	0.02	0.05	0.07	0.05	0.04	0.28		0.01						No
Rhode Island Hospital	#3	90	10/24/2017	No	G		500	No	0.02	0.05	0.07	0.05	0.05	0.13		0.06						No
Rhode Island Hospital	#4	90	10/24/2017	No	G		500	No	0.02	0.05	0.03	0.05	0.04	0.09		0.01						No
Rhode Island Hospital	#4	90	04/19/2017	No	G		500	No	0.02	0.05	0.11	0.05	0.04	0.89		0.01						No
Rhode Island Hospital	#5	90	10/11/2017	No	G		500	No	0.02	0.05	0.06	0.05	0.04	0.14		0.02						No
Rhode Island Hospital	#5	90	04/19/2017	No	G		500	No	0.02	0.05	0.02	0.05	0.04	0.07		0.01						No
Rich Group	#1	52	07/28/2017	No	G			No												8.8		No
Rich Group	#1	52	02/03/2017	No	G			No												4.4		No
RISD - Benson Hall	#1	24	04/05/2017	No	G			No	0.002	0.025	0.243	0.025	0.025	0.14		0.025		1300				No
RISD - Benson Hall	#1	24	10/04/2017	No	G			No	0.002	0.032	0.293	0.025	0.053	0.605		0.025		110				No

Field's Point
Non-Significant User
Compliance Monitoring Results - 2017

Company	Sample Location	Category	Sample Date	NBC Sample	Type	Flow	Volume	CDF	Cd	Cr	Cu	Pb	Ni	Zn	Cn	Ag	BOD	TSS	TTO	Total O&G	Other Parameters	Violation	
Shaw's Supermarket Store #7443	#2	82	01/20/2017	No	G			No												47		No	
Shaw's Supermarket Store #7443	#2	82	03/10/2017	No	G			No													36		No
Shaw's Supermarket Store #7443	#2	82	02/10/2017	No	G			No													68		No
Shaw's Supermarket Store #7443	#2	82	02/03/2017	No	G			No													240		Yes
Shaw's Supermarket Store #7443	#2	82	11/17/2017	No	G			No													94		No
Shell Oil Products Company	#1	97	07/26/2017	No	G			No													57		No
Shell Oil Products Company	#1	97	01/27/2017	No	G			No													23		No
Shore's Market, Inc.	#1	82	09/22/2017	No	G			No													1		No
Shore's Market, Inc.	#1	82	09/22/2017	No	G			No													1		No
Shore's Market, Inc.	#1	82	03/08/2017	No	G			No													1		No
Shore's Market, Inc.	#1	82	03/08/2017	No	G			No													1		No
Sin, LLC	#1	71	01/31/2017	No	G			No													4.9		No
Sky Market, Inc.	#1	71	07/17/2017	No	G			No	0.01	0.02	0.021	0.02	0.05	0.05	0.02	0.01	8	16	0.028	5	pH = 7.45 Hg = 0	No	
Something Different	#1	81	04/29/2017	No	G			No													3.33		No
Something Different	#1	81	10/25/2017	No	G			No													3		No
Steven A. Sack, D.M.D	#1	94	04/27/2017	No	G			No								0.025							No
Steven A. Sack, D.M.D	#1	94	10/04/2017	No	G			No								0.025							No
Steven W. Silverberg DDS	#1	94	02/28/2017	No	G			No								0.005							No
Steven W. Silverberg DDS	#1	94	08/01/2017	No	G			No								0.005							No
Stop & Shop Supermarket #703	#1	82	01/25/2017	No	G			No													32		No
Stop & Shop Supermarket #703	#1	82	09/19/2017	No	G			No													59		No
Stop & Shop Supermarket #703	#1	82	01/17/2017	No	G			No													150		Yes
Stop & Shop Supermarket #703	#1	82	12/20/2017	No	G			No													20		No
Stop & Shop Supermarket #703	#1	82	02/08/2017	No	G			No													45		No
Stop & Shop Supermarket #703	#1	82	02/15/2017	No	G			No													47		No
Stop & Shop Supermarket #703	#1	82	02/01/2017	No	G			No													37		No
Stop & Shop Supermarket #703	#1	82	01/04/2017	No	G			No													83		No
Stop & Shop Supermarket #703	#1	82	06/29/2017	No	G			No													66		No
Stop & Shop Supermarket #703	#1	82	01/11/2017	No	G			No													47		No
Stop & Shop Supermarket #703	#1	82	03/07/2017	No	G			No													41		No
Stop & Shop Supermarket #703	#2	82	03/07/2017	No	G			No													28		No
Stop & Shop Supermarket #703	#2	82	12/20/2017	No	G			No													35		No
Stop & Shop Supermarket #703	#2	82	06/29/2017	No	G			No													15		No
Stop & Shop Supermarket #703	#2	82	09/19/2017	No	G			No													8.8		No
Stop & Shop Supermarket #722	#1	82	09/19/2017	No	G			No													83		No
Stop & Shop Supermarket #722	#1	82	12/20/2017	No	G			No													42		No
Stop & Shop Supermarket #722	#1	82	03/07/2017	No	G			No													99		No
Stop & Shop Supermarket #722	#1	82	06/29/2017	No	G			No													35		No
Stop & Shop Supermarket #724	#1	82	06/29/2017	No	G			No													50		No
Stop & Shop Supermarket #724	#1	82	09/19/2017	No	G			No													92		No
Stop & Shop Supermarket #724	#1	82	12/20/2017	No	G			No													140		Yes
Stop & Shop Supermarket #724	#1	82	03/07/2017	No	G			No													100		No
Stop & Shop Supermarket #725	#1	82	09/19/2017	No	G			No													24		No
Stop & Shop Supermarket #725	#1	82	06/29/2017	No	G			No													110		No
Stop & Shop Supermarket #725	#1	82	12/20/2017	No	G			No													68		No
Stop & Shop Supermarket #725	#1	82	03/07/2017	No	G			No													120		No
Swan Point Cemetery	#1	97	01/19/2017	No	G			No													6		No
Swan Point Cemetery	#1	97	09/11/2017	No	G			No													3		No
Swash Autowash, LLC	#1	97	07/18/2017	No	G			No													2.9		No
Swash Autowash, LLC	#1	97	01/27/2017	No	G			No													2.7		No
SWG Promotions, LLC	#1	99	07/10/2017	No	G			No	0.02	0.06	0.28												No
SWG Promotions, LLC	#1	99	12/28/2017	No	G			No	0.02	0.09	0.58												No
Tedesco's Sausage Shop	#1	81	05/31/2017	No	G			No													7		No
Tenares Supermarket	#2	82	08/16/2017	No	G			No													2.1		No
The Abbey	#1	85	07/07/2017	No	G			No													2		No
The Allied Group	#1	24	07/17/2017	No	C	30		No		0.02	0.02	0.05	0.04	0.02		0.01				0.025			No
The Allied Group	#1	24	01/12/2017	No	C	20		No		0.06	0.25	0.05	0.04	0.15		0.02				0.075			No
The Foundry Associates	#1	37	10/20/2017	No	G			No													15.9		No
The Foundry Associates	#1	37	03/30/2017	No	G			No													9.8		No
The Original Italian Bakery, Inc.	#1	81	05/16/2017	No	G			No													15.6		No
The Original Italian Bakery, Inc.	#1	81	01/18/2017	No	G			No													19.8		No

***COMPLIANCE MONITORING
RESULTS FOR NON-SIGNIFICANT
USERS***

BUCKLIN POINT

Bucklin Point
Non-Significant User
Compliance Monitoring Results - 2017

Company	Sample Location	Category	Sample Date	NBC Sample	Type	Flow	Volume	CDF	Cd	Cr	Cu	Pb	Ni	Zn	Cn	Ag	BOD	TSS	TTO	Total O&G	Other Parameters	Violation		
3 Flags Bakery	#1	81	11/27/2017	No	G			No													12.3		No	
3 Flags Bakery	#1	81	04/30/2017	No	G			No														35.8		No
A.T. Cross Company	#1	71	01/19/2017	No	G			No														0.5		No
Accu-Care Supply	#1	27	04/21/2017	No	G		700	No									6						TRC = 0.54	No
Accu-Care Supply	#1	27	07/27/2017	No	G		750	No									5.6						TRC = 0.29	No
Allstate Restaurant Equipment	#1	99	05/15/2017	No	G			No														7.9		No
Allstate Restaurant Equipment	#1	99	10/26/2017	No	G			No														46.5		No
Alves and Sons Bakery	#1	81	06/16/2017	No	G			No														253		Yes
Alves and Sons Bakery	#1	81	08/15/2017	No	G			No														40		No
Alves and Sons Bakery	#1	81	11/15/2017	No	G			No														35		No
Alves and Sons Bakery	#1	81	08/07/2017	No	G			No														50		No
Alves and Sons Bakery	#1	81	07/24/2017	No	G			No														86		No
Alves and Sons Bakery	#1	81	07/17/2017	No	G			No														28		No
Amica Mutual Insurance Co. - 10	#1	53	10/11/2017	No	G			No	0.002	0.025	0.04	0.025	0.025	0.088		0.025								No
Amica Mutual Insurance Co. - 25	#1	37	01/12/2017	No	G			No														4.3		No
Amica Mutual Insurance Co. - 25	#1	37	07/12/2017	No	G			No														1		No
Amica Mutual Insurance Co. - 25	#3	37	10/11/2017	No	G			No	0.002	0.025	0.067	0.025	0.025	0.094		0.025								No
Amica Mutual Insurance Co. - 50	#1	53	10/11/2017	No	G			No	0.002	0.025	0.194	0.025	0.04	0.931		0.025								No
Amica Mutual Insurance Co.-100	#1	86	01/12/2017	No	G			No														1.4		No
Amica Mutual Insurance Co.-100	#1	86	07/12/2017	No	G			No														1		No
Amica Mutual Insurance Co.-100	#2	86	10/11/2017	No	G			No	0.002	0.025	0.027	0.025	0.025	0.913		0.025								No
Armando & Sons Meat Market	#1	82	01/10/2017	No	G			No														14		No
Armando & Sons Meat Market	#1	82	06/30/2017	No	G			No														61		No
B & L Plastics, Inc.	#1	46	03/28/2017	No	G			No	0.02	0.05	0.02	0.05	0.04	0.03		0.01								No
Bachini's Bakery	#1	81	01/10/2017	No	G			No														23		No
Bachini's Bakery	#1	81	06/20/2017	No	G			No														11		No
Bank of America	#2	86	11/06/2017	No	G	5		No	0.01	0.02	0.035	0.02	0.05	0.113	0.02	0.05							Hg = 0	No
Bank of America	#2	86	07/13/2017	No	G			No	0.01	0.02	0.15	0.02	0.05	0.262	0.02	0.01							Hg = 0	No
Bank of America	#4	86	11/06/2017	No	G	5		No	0.01	0.02	0.315	0.02	0.05	0.089	0.02	0.01							Hg = 0	No
Bernardo Manufacturing	#1	21	01/27/2017	No	G		400	No	0.02		0.06	0.05	0.04	0.02										No
Bernardo Manufacturing	#1	21	07/10/2017	No	G		400	No	0.02		0.02	0.05	0.04	0.01										No
Blackstone Market	#1	81	05/24/2017	No	G			No														18.6		No
Blackstone Market	#1	81	11/30/2017	No	G			No														4.2		No
Blackstone Valley Foot & Ankle	#1	94	01/26/2017	No	G			No									0.025							No
Blackstone Valley Foot & Ankle	#1	94	07/20/2017	No	G			No									0.023							No
Broadway Car Wash	#1	97	07/07/2017	No	G			No														9.1		No
Broadway Car Wash	#1	97	01/26/2017	No	G			No														5.1		No
Bubble Room Car Wash, Inc.	#1	97	07/12/2017	No	G			No														18		No
Bubble Room Car Wash, Inc.	#1	97	01/20/2017	No	G			No														6.5		No
Bucket Brewery	#1	89	08/10/2017	No	G			No									11530	114						No
Bucket Brewery	#1	89	02/15/2017	No	G			No									1127	1402						No
Bucket Brewery	#1	89	11/14/2017	No	G			No									3993	388						No
C & P Enterprises	#1	97	03/08/2017	No	G			No														10		No
C & P Enterprises	#1	97	03/08/2017	No	G			No														10		No
C & P Enterprises	#1	97	09/15/2017	No	G			No														16		No
Cala Fruit Distributors, Inc.	#1	81	05/23/2017	No	G			No									48	6						No
Calise & Sons Bakery	#1	81	04/20/2017	No	G			No														6.7		No
Calise & Sons Bakery	#1	81	10/05/2017	No	G			No														11.8		No
Catanzaros Food Products, Inc.	#1	81	09/18/2017	No	G			No														1		No
Catanzaros Food Products, Inc.	#1	81	04/17/2017	No	G			No														3.2		No
Central Auto Radiator, Inc.	#1	59	04/28/2017	No	G			No	0.01	0.02	0.068	0.046	0.05	0.22		0.01						5		No
Central Auto Radiator, Inc.	#1	59	10/31/2017	No	G			No	0.005	0.01	0.059	0.044	0.025	0.163		0.01								No
Central Falls Provision Co.	#1	81	07/27/2017	No	G	299		No														9.4		No
Central Falls Provision Co.	#1	81	01/24/2017	No	G			No														19.3		No
City of Pawtucket - Public Works	#1	37	02/06/2017	No	G			No			0.02	0.01	0.005	0.11								7		No
City of Pawtucket - Public Works	#1	37	05/17/2017	No	G			No			0.388	0.215	0.141	74.6								9		Yes

**Bucklin Point
Non-Significant User
Compliance Monitoring Results - 2017**

Company	Sample Location	Category	Sample Date	NBC Sample	Type	Flow	Volume	CDF	Cd	Cr	Cu	Pb	Ni	Zn	Cn	Ag	BOD	TSS	TTO	Total O&G	Other Parameters	Violation
City of Pawtucket - Public Works	#1	37	05/31/2017	No	G			No						0.269								No
City of Pawtucket - Public Works	#1	37	06/09/2017	No	G			No						0.09								No
City of Pawtucket - Public Works	#1	37	10/20/2017	No	G			No			0.092	0.005	0.008	0.92						15		No
City of Pawtucket - Public Works	#1	37	07/06/2017	No	G			No						0.17								No
City of Pawtucket - Public Works	#1	37	07/13/2017	No	G			No						0.08								No
City of Pawtucket - Public Works	#1	37	09/07/2017	No	G			No			0.005	0.001	0.002	0.019							4	No
City of Pawtucket - Public Works	#1	37	06/22/2017	No	G			No						0.08								No
Classsick Custom	#1	99	10/31/2017	No	G	2		No		0.005	0.62			0.42								No
Classsick Custom	#1	99	04/21/2017	No	G		2	No		0.005	0.02			0.02								No
Coastal Collision & Towing, Inc.	#1	97	10/18/2017	No	G			No				0.05		1.08							9.3	No
Coastal Collision & Towing, Inc.	#1	97	04/14/2017	No	G			No				0.05		0.31							3.6	No
Colonial Motor Sales, Inc.	#1	71	01/03/2017	No	G			No													6	No
Conopco, Inc. (Site #1)	#1	40	11/29/2017	Yes	C	78000		No											0.131		Total Nitrogen = 1.16 Ammonia = 0.1 Nitrate+Nitrite = 1.16 TKN = 0.5	No
Conopco, Inc. (Site #1)	#1	40	03/28/2017	Yes	C			No											0.82		Ammonia = 0.1 TKN = 0.5 Nitrate+Nitrite = 1.07 Total Nitrogen = 1.07	No
Conopco, Inc. (Site #1)	#1	40	09/06/2017	No	C	71500		No											0.953			No
Conopco, Inc. (Site #1)	#1	40	08/14/2017	No	C	20600		No											0.144			No
Conopco, Inc. (Site #1)	#1	40	07/05/2017	No	C	41100		No											0.352			No
Conopco, Inc. (Site #1)	#1	40	01/05/2017	No	C	72600		No											0.92			No
Conopco, Inc. (Site #1)	#1	40	11/16/2017	No	C	75600		No											0.277			No
Conopco, Inc. (Site #1)	#1	40	10/10/2017	No	C	47900		No											0.413			No
Conopco, Inc. (Site #1)	#1	40	02/21/2017	No	C	51400		No											0.24			No
Conopco, Inc. (Site #1)	#1	40	03/16/2017	No	C	76300		No											0.497			No
Conopco, Inc. (Site #1)	#1	40	06/12/2017	No	C	50100		No											0.333			No
Conopco, Inc. (Site #1)	#1	40	05/09/2017	No	C	13300		No											0.231			No
Conopco, Inc. (Site #1)	#1	40	04/24/2017	No	C	58000		No											0.241			No
Conopco, Inc. (Site #1)	#1	40	12/14/2017	No	C	91600		No											0.315			No
Conopco, Inc. (Site #2)	#1	40	04/24/2017	No	C	96900		No											0.03			No
Conopco, Inc. (Site #2)	#1	40	03/16/2017	No	C	86700		No											0.015			No
Conopco, Inc. (Site #2)	#1	40	02/21/2017	No	C	91200		No											0.008			No
Conopco, Inc. (Site #2)	#1	40	01/05/2017	No	C	80900		No											0.01			No
Conopco, Inc. (Site #2)	#1	40	12/14/2017	No	C	43400		No											0.098			No
Conopco, Inc. (Site #2)	#1	40	10/10/2017	No	C	94700		No											0.028			No
Conopco, Inc. (Site #2)	#1	40	11/16/2017	No	C	17900		No											0.005			No
Conopco, Inc. (Site #2)	#1	40	09/06/2017	No	C	94700		No											0.042			No
Conopco, Inc. (Site #2)	#1	40	08/14/2017	No	C	98100		No											0.067			No
Conopco, Inc. (Site #2)	#1	40	07/05/2017	No	C	106900		No											0.152			No
Conopco, Inc. (Site #2)	#1	40	06/12/2017	No	C	105800		No											0.056			No
Conopco, Inc. (Site #2)	#1	40	05/09/2017	No	C	1097700		No											0.038			No
Continental Plastics & Packaging	#1	35	01/19/2017	No	G			No			0.08	0.05	0.04	0.24								No
Continental Plastics & Packaging	#1	35	07/12/2017	No	G			No			0.04	0.05	0.04	0.12								No
Cool Air Creations Inc.	#1	99	04/21/2017	No	G			No		0.005	0.02			0.02								No
Cool Air Creations Inc.	#1	99	11/22/2017	No	G			No		1.09	1.17			1.2								No
Cool Air Creations Inc.	#2	99	04/21/2017	No	G			No			0.02			0.052								No
Cool Air Creations Inc.	#2	99	11/22/2017	No	G			No		0.006	0.02			0.051								No
Cooley, Incorporated	#1	53	01/05/2017	No	G			No	0.01	0.02	0.105	0.02	0.05	0.061		0.01						No
Cooley, Incorporated	#1	53	07/12/2017	No	G			No	0.01	0.02	0.041	0.02	0.02	0.05		0.01						No
Cooley, Incorporated	#2	53	01/05/2017	No	G			No													5	No
Cooley, Incorporated	#2	53	07/12/2017	No	G			No													5	No
Crest Manufacturing Company	#1	52	04/11/2017	No	G			No													17.5	No
Crooked Current Brewery	#1	89	03/29/2017	No	G			No									24040	35				No

Bucklin Point
Non-Significant User
Compliance Monitoring Results - 2017

Company	Sample Location	Category	Sample Date	NBC Sample	Type	Flow	Volume	CDF	Cd	Cr	Cu	Pb	Ni	Zn	Cn	Ag	BOD	TSS	TTO	Total O&G	Other Parameters	Violation			
Crooked Current Brewery	#1	89	08/03/2017	No	G			No									9760	39				No			
Crown Collision Center	#1	97	07/26/2017	No	G			No			0.05	0.04	0.72								75.6		No		
Crown Collision Center	#1	97	01/25/2017	No	G			No			0.06	0.04	0.53								58.8		No		
CVS Caremark Corp.-200 Highland Drive	#1	86	11/27/2017	No	G			No	0.002	0.025	0.077	0.025	0.025	0.05		0.025							No		
CVS Caremark Corp.-200 Highland Drive	#2	86	11/27/2017	No	G			No	0.002	0.025	0.07	0.025	0.025	0.05		0.025							No		
CVS Pharmacy, Inc.	#1	86	11/27/2017	No	G			No	0.002	0.025	0.218	0.025	0.025	0.083		0.025							No		
CVS Pharmacy, Inc.	#2	86	11/27/2017	No	G			No	0.002	0.025	0.228	0.025	0.025	0.09		0.025							No		
Dave's Marketplace	#1	82	07/28/2017	No	G			No													27		No		
Dave's Marketplace	#1	82	01/05/2017	No	G			No													29		No		
David London and Company	#1	35	01/13/2017	No	G			No													1.3		No		
David London and Company	#1	35	07/10/2017	No	G			No													5.4		No		
Dexter Car Wash, Inc.	#1	97	07/07/2017	No	G			No													11.4		No		
Dexter Car Wash, Inc.	#1	97	01/26/2017	No	G			No													3.8		No		
Dimitri Ganim, DDS	#1	94	04/06/2017	No	G			No								0.01							pH = 6.89	No	
Dimitri Ganim, DDS	#1	94	12/06/2017	No	G			No								0.01								pH = 6.79	No
Drs. Ward and Vaudry	#1	94	05/12/2017	No	G			No																pH = 1	No
Dupuis Oil	#1	97	11/06/2017	No	G			No													1.1		No		
Dupuis Oil	#1	97	04/11/2017	No	G			No													4.1		No		
East Providence Fire Station #3	#1	97	07/28/2017	No	G			No													55		No		
East Providence Fire Station #3	#1	97	03/10/2017	No	G			No													79		No		
East Providence Fire Station #3	#1	97	03/17/2017	No	G			No													77		No		
East Providence Fire Station #3	#1	97	03/24/2017	No	G			No													78		No		
East Providence Fire Station #3	#1	97	06/02/2017	No	G			No													110		No		
East Providence Fire Station #3	#1	97	01/17/2017	No	G			No													240		Yes		
East Providence Fire Station #3	#1	97	05/12/2017	No	G			No													410		Yes		
East Providence Fire Station #3	#1	97	05/19/2017	No	G			No													200		Yes		
East Providence Fire Station #3	#1	97	03/31/2017	No	G			No													340		Yes		
Enterprise Rent-A-Car of R.I.- Broadway	#1	37	10/31/2017	No	G		200	No													23.6		No		
Enterprise Rent-A-Car of R.I.-Broadway	#1	37	04/27/2017	No	G		200	No													10.4		No		
Finlay Extracts & Ingredients USA, Inc.	#1	34	06/13/2017	Yes	C		1	No									5624.5	142.67					TKN = 105 Ammonia = 5.98 Total Nitrogen = 106.54 Nitrate+Nitrite = 1.54	No	
Finlay Extracts & Ingredients USA, Inc.	#1	34	10/03/2017	Yes	C		1	No									14371.2	94					Ammonia = 1.92 Nitrate+Nitrite = 0.366 Total Nitrogen = 17.466 TKN = 17.1	No	
Finlay Extracts & Ingredients USA, Inc.	#1	34	10/16/2017	No	C			No									3800	340					No		
Finlay Extracts & Ingredients USA, Inc.	#1	34	01/24/2017	No	C	8533		No									480	120					No		
Finlay Extracts & Ingredients USA, Inc.	#1	34	08/15/2017	No	C			No									1610	180					No		
Finlay Extracts & Ingredients USA, Inc.	#1	34	04/24/2017	No	C			No									3000	230					No		
Flor Di Brava	#1	81	01/22/2017	No	G			No													171.7		Yes		
Flor Di Brava	#1	81	06/21/2017	No	G			No													16.5		No		
Flor Di Brava	#1	81	10/19/2017	No	G			No													8.2		No		
Foolproof Brewing Co., LLC	#1	89	09/15/2017	No	G			No									31	5					No		
Foolproof Brewing Co., LLC	#1	89	01/23/2017	No	G			No									4	2					No		
Guatemex Bakery	#1	71	01/17/2017	No	G			No													1		No		
Guatemex Bakery	#1	71	05/09/2017	No	G			No													1		No		
Hartley's Pork Pies	#1	81	05/04/2017	No	G			No													4.3		No		
Hartley's Pork Pies	#1	81	10/24/2017	No	G			No													3		No		
Hasbro, Inc.	#1	27	04/25/2017	No	G			No													0.023		No		
Hasbro, Inc.	#1	27	10/18/2017	No	G			No													0.074		No		
Hasbro, Inc.	#2	27	10/18/2017	No	G			No	0.02	0.25	0.25	0.25	0.25	0.5		0.2							No		
Hasbro, Inc.	#2	27	04/25/2017	No	G			No	0.02	0.25	0.614	0.25	0.25	0.5		0.25							No		

**Bucklin Point
Non-Significant User
Compliance Monitoring Results - 2017**

Company	Sample Location	Category	Sample Date	NBC Sample	Type	Flow	Volume	CDF	Cd	Cr	Cu	Pb	Ni	Zn	Cn	Ag	BOD	TSS	TTO	Total O&G	Other Parameters	Violation		
Highridge Swim & Tennis Club	#1	89	07/24/2017	No	G			No													1		No	
Hindley Manufacturing Company	#1	21	10/27/2017	No	G		450	No	0.004	0.049	0.022	0.005	0.766	0.402		0.005					2		No	
Hindley Manufacturing Company	#1	21	04/14/2017	No	G		450	No	0.005	0.018	0.065	0.005	0.554	0.27		0.009					2		No	
Homestead Baking Company	#1	81	10/25/2017	No	G	75		No														6.9		No
Homestead Baking Company	#1	81	04/13/2017	No	G			No														17.5		No
Hope Global	#1	23	04/25/2017	No	C			No		0.025	0.056		0.025	0.05			100	66				13		No
Hope Global	#1	23	10/18/2017	No	C	7689		No		0.025	0.025		0.025	0.05			24	7.7				8.5		No
Hope Global	#2	23	04/25/2017	No	G			No														13		No
Hope Global	#2	23	10/18/2017	No	G			No														6.2		No
Impact Custom Apparel, LLC	#1	99	05/08/2017	No	G			No		0.005	0.046			0.072										No
Impact Custom Apparel, LLC	#1	99	10/16/2017	No	G			No		0.005	0.13			0.299										No
Imperial Packaging Corporation	#1	71	04/20/2017	No	G			No						0.848										No
Industrial Container Services - RI, LLC	#1	44	04/04/2017	No	G			No														11		No
Industrial Container Services - RI, LLC	#1	44	10/25/2017	No	G			No														3.3		No
Ink Solution	#1	99	04/24/2017	No	G			No		0.05	0.03			0.17										No
Ink Solution	#1	99	10/30/2017	No	G			No		0.05	0.06			0.2										No
International Meat Market	#1	81	12/05/2017	No	G			No														2		No
International Meat Market	#1	81	05/16/2017	No	G			No														37.7		No
International Meat Market	#2	81	12/05/2017	No	G			No														2		No
International Meat Market	#2	81	05/16/2017	No	G			No														19		No
International Packaging Corp.	#1	53	05/23/2017	No	G			No	0.005	0.01	0.086	0.01	0.025	0.363		0.005								No
J.I.F. Investment Co., Inc.	#1	97	12/08/2017	No	G			No														13		No
J.I.F. Investment Co., Inc.	#1	97	04/27/2017	No	G			No														26		No
JAR Bakers Supply	#1	81	12/11/2017	No	G		35	No									42440	5137						No
JAR Bakers Supply	#1	81	04/21/2017	No	G			No									41667	2912						No
JAR Bakers Supply	#1	81	02/17/2017	No	G			No									31330	3474						No
K&W Webbing Company	#1	23	10/24/2017	No	G		200	No		0.005	0.213			0.259										No
K&W Webbing Company	#1	23	04/27/2017	No	G		200	No		0.005	0.058			0.098										No
Key Container Corporation	#1	24	01/17/2017	No	G	450		No			0.02		0.02											No
Key Container Corporation	#1	24	07/19/2017	No	G	450		No		0.199	0.02			0.05										No
L&B Foods, Inc.	#1	81	01/18/2017	No	G			No														1		No
L&B Foods, Inc.	#1	81	07/11/2017	No	G			No														14.5		No
L&B Foods, Inc.	#2	81	01/18/2017	No	G			No														1.4		No
L&B Foods, Inc.	#2	81	07/11/2017	No	G			No														9.2		No
Lindbergh Auto Body, Inc.	#1	97	08/08/2017	No	G			No														11.6		No
Lindbergh Auto Body, Inc.	#1	97	03/23/2017	No	G			No														8.9		No
M & M NY System	#1	85	01/30/2017	No	G			No														3		No
M & M NY System	#1	85	07/18/2017	No	G			No														2		No
Main Street Market, Inc.	#1	82	04/06/2017	No	G			No														12		No
Main Street Market, Inc.	#1	82	09/01/2017	No	G	194		No														20		No
Marotta Food Corporation	#1	82	09/28/2017	No	G			No														53.5		No
Marotta Food Corporation	#1	82	03/31/2017	No	G			No														119.6		No
McDonald's - Armistice Blvd.	#1	71	01/03/2017	No	G			No																No
MDB-T LLC	#1	97	07/25/2017	No	G			No														41		No
Memorial Hospital of RI	#2	90	10/26/2017	No	G			No	0.02	0.05	0.05	0.05	0.04	0.09		0.04								No
Memorial Hospital of RI	#2	90	04/27/2017	No	G			No	0.02	0.05	0.12	0.05	0.04	0.07		0.01								No
Memorial Hospital of RI	#3	90	04/27/2017	No	G			No	0.02	0.05	0.02	0.05	0.04	0.03		0.01								No
Memorial Hospital of RI	#3	90	10/26/2017	No	G			No	0.02	0.05	0.02	0.05	0.04	0.05		0.03								No
Memorial Hospital of RI	#4	90	04/27/2017	No	G			No	0.02	0.05	0.02	0.05	0.04	0.03		0.01								No
Memorial Hospital of RI	#4	90	10/26/2017	No	G			No	0.02	0.05	0.05	0.05	0.04	0.04		0.01								No
Michael's Meats	#1	81	05/12/2017	No	G			No														36.4		No
Michael's Meats	#1	81	05/04/2017	No	G			No														156		Yes
Michael's Meats	#1	81	05/23/2017	No	G			No														16.6		No
Michael's Meats	#1	81	05/30/2017	No	G			No														10.4		No
Michael's Meats	#1	81	07/18/2017	No	G			No														16		No
Michael's Meats	#1	81	04/06/2017	No	G			No														323		Yes

Bucklin Point
Non-Significant User
Compliance Monitoring Results - 2017

Company	Sample Location	Category	Sample Date	NBC Sample	Type	Flow	Volume	CDF	Cd	Cr	Cu	Pb	Ni	Zn	Cn	Ag	BOD	TSS	TTO	Total O&G	Other Parameters	Violation	
Suburban Contract Cleaning	#1	99	11/06/2017	No	G			No													7.2		No
Tastex Corporation	#1	23	04/10/2017	No	G	596		No									99	2			1.4		No
Tastex Corporation	#1	23	10/25/2017	No	G		594	No									73	2			2.3		No
Teknor Apex - Mendon	#1	37	10/12/2017	No	G			No													4.5		No
Teknor Apex - Mendon	#1	37	01/11/2017	No	G			No													18		No
Teknor Apex - Mendon	#1	37	07/14/2017	No	G			No													74		No
Teknor Apex - Mendon	#1	37	04/07/2017	No	G			No													1.8		No
Texcel Industries, Inc.	#1	23	04/05/2017	No	G		80	No	0.004		0.02	0.005		0.02							10		No
Texcel Industries, Inc.	#1	23	10/02/2017	No	G		80	No			0.082	0.004		0.13							104		No
The Car Store, Inc.	#1	97	04/13/2017	No	G			No													15		No
The Car Store, Inc.	#1	97	10/31/2017	No	G			No													14.3		No
The Evans Findings Company, Inc.	#1	21	04/17/2017	No	G			No		0.05	0.65		0.07	0.13							1		No
The Evans Findings Company, Inc.	#1	21	10/06/2017	No	G			No		0.05	0.05		0.04	0.04							20.4		No
The Evans Findings Company, Inc.	#2	21	04/17/2017	No	G			No		0.05	0.03		0.04	0.03							1		No
The Evans Findings Company, Inc.	#2	21	10/06/2017	No	G			No		0.05	0.03		0.04	0.05							26.3		No
The Family Dentist, Inc.	#2	94	01/17/2017	No	G			No											0.01				No
The Family Dentist, Inc.	#2	94	07/24/2017	No	G			No											0.1				No
The INSCO Group	#1	99	04/06/2017	No	G	410		No	0.01	0.02	0.02	0.02	0.05	0.05					0.01		5		No
The INSCO Group	#1	99	10/13/2017	No	G	640		No	0.01	0.023	0.045	0.02	0.05	0.684					0.01		15		No
The Seabra Group, LLC	#1	82	03/24/2017	No	G			No													2.1		No
The Seabra Group, LLC	#1	82	12/28/2017	No	G			No													6.6		No
The Seabra Group, LLC	#1	82	06/27/2017	No	G			No													19.2		No
The Seabra Group, LLC	#1	82	09/28/2017	No	G			No													15.8		No
The Seabra Group, LLC	#2	82	06/27/2017	No	G			No													16.5		No
The Seabra Group, LLC	#2	82	11/15/2017	No	G			No													121		No
The Seabra Group, LLC	#2	82	11/22/2017	No	G			No													85.2		No
The Seabra Group, LLC	#2	82	10/18/2017	No	G			No													64.2		No
The Seabra Group, LLC	#2	82	10/11/2017	No	G			No													13.9		No
The Seabra Group, LLC	#2	82	09/28/2017	No	G			No													520.6		Yes
The Seabra Group, LLC	#2	82	03/24/2017	No	G			No													49.1		No
The Seabra Group, LLC	#3	82	03/24/2017	No	G			No													118		No
The Seabra Group, LLC	#3	82	09/28/2017	No	G			No													74.9		No
The Seabra Group, LLC	#3	82	06/27/2017	No	G			No													112.3		No
The Seabra Group, LLC	#3	82	12/28/2017	No	G			No													46.8		No
The Stop & Shop Supermarket Co. LLC	#1	82	09/19/2017	No	G			No													32		No
The Stop & Shop Supermarket Co. LLC	#1	82	01/11/2017	No	G			No													190		Yes
The Stop & Shop Supermarket Co. LLC	#1	82	01/17/2017	No	G			No													100		No
The Stop & Shop Supermarket Co. LLC	#1	82	06/29/2017	No	G			No													48		No
The Stop & Shop Supermarket Co. LLC	#1	82	01/25/2017	No	G			No													140		Yes
The Stop & Shop Supermarket Co. LLC	#1	82	02/01/2017	No	G			No													140		Yes
The Stop & Shop Supermarket Co. LLC	#1	82	02/07/2017	No	G			No													120		No
The Stop & Shop Supermarket Co. LLC	#1	82	03/13/2017	No	G			No													100		No
The Stop & Shop Supermarket Co. LLC	#1	82	02/15/2017	No	G			No													150		Yes
The Stop & Shop Supermarket Co. LLC	#1	82	02/28/2017	No	G			No													58		No
The Stop & Shop Supermarket Co. LLC	#1	82	03/07/2017	No	G			No													73		No
The Stop & Shop Supermarket Co. LLC	#1	82	02/22/2017	No	G			No													110		No
The Stop & Shop Supermarket Co. LLC	#1	82	12/20/2017	No	G			No													39		No
The Stop & Shop Supermarket Co. LLC	#1	82	01/04/2017	No	G			No													350		Yes
Top Shell LLC	#1	81	02/24/2017	No	G			No													2.8		No
Top Shell LLC	#1	81	04/20/2017	No	G			No													53.4		No
Trinity Management LLC	#1	85	08/31/2017	No	G			No													163.8		Yes
Trinity Management LLC	#1	85	10/05/2017	No	G			No													2.4		No
Trinity Management LLC	#1	85	10/12/2017	No	G			No													9.9		No
Trinity Management LLC	#1	85	10/19/2017	No	G			No													11.7		No
Trinity Management LLC	#1	85	10/26/2017	No	G			No													75		No
University Oral & Maxil. - School Street	#1	94	10/25/2017	No	G			No									0.02						No

**Bucklin Point
Non-Significant User
Compliance Monitoring Results - 2017**

Company	Sample Location	Category	Sample Date	NBC Sample	Type	Flow	Volume	CDF	Cd	Cr	Cu	Pb	Ni	Zn	Cn	Ag	BOD	TSS	TTO	Total O&G	Other Parameters	Violation
University Oral & Maxil. - School Street	#1	94	04/03/2017	No	G			No								0.11						No
Village Press	#1	24	07/31/2017	No	G			No			0.02			0.02								No
Village Press	#1	24	01/31/2017	No	G			No			0.02			0.24								No
Vogue Industries LP	#1	99	10/31/2017	No	G		30	No		0.005	0.301			0.962								No
Vogue Industries LP	#1	99	04/12/2017	No	G	224		No		0.005	0.198			0.651								No
Water Works Car Wash	#1	97	01/20/2017	No	G			No												5.8		No
Water Works Car Wash	#1	97	07/07/2017	No	G			No												12.4		No
Weeden Street Associates, LLC	#1	24	07/12/2017	No	G			No		0.05	0.34			0.22								No
Weeden Street Associates, LLC	#1	24	01/30/2017	No	G	2		No		0.05	0.14			0.25								No
Wildtree Herbs, Inc.	#1	81	01/06/2017	No	G	85		No												120		No
Wildtree Herbs, Inc.	#1	81	06/06/2017	No	G			No													81	No
Wildtree Herbs, Inc.	#2	81	01/06/2017	No	G	85		No													91	No
Wildtree Herbs, Inc.	#2	81	06/06/2017	No	G			No													90	No
Xelapan Bakery and Convenience	#1	81	07/20/2017	No	G			No													53.7	No
Xelapan Bakery and Convenience	#1	81	01/18/2017	No	G			No													33.8	No
Zaccagnini's Pastry Shoppe	#1	81	04/19/2017	No	G			No													61.9	No
Zaccagnini's Pastry Shoppe	#1	81	11/09/2017	No	G			No													88.8	No

ATTACHMENT VOLUME II

SECTION 7

***SURVEILLANCE MANHOLE
MONITORING DATA AND LEGEND***

COMPLIANCE MONITORING LEGEND

Parameter Legend

Cd = Cadmium

Cr = Chromium

Cu = Copper

Pb = Lead

Ni = Nickel

Ag = Silver

Zn = Zinc

CN = Cyanide

Hg = Mercury

Mo = Molybdenum

As = Arsenic

Sn = Tin

VOC = Volatile Organic Compounds

Se = Selenium

O & G = Oil and Grease

BOD = Biochemical Oxygen Demand

TSS = Total Suspended Solids

TTO = Total Toxic Organics

TRC = Total Residual Chlorine

***SURVEILLANCE MANHOLE
MONITORING DATA
AND LEGEND***

FIELD'S POINT

**Field's Point
Manhole Legend**

<u>Manhole #</u>	<u>Description</u>	<u>City</u>
0	Field's Point Influent	Providence
1	Ernest Street Pump Station Wet Well	Providence
01A	Allens Avenue Interceptor	Providence
01B	Ernest Street Pump Station (Ellenfield Street Interceptor)	Providence
01C	Ernest Street Pump Station (Diversion Structure)	Providence
01D	Ernest Street Pump Station (Ellenfield Int/Diversion Structure Combo)	Providence
2	Washington Park Pump Station	Providence
3	Shipyard Street	Providence
04A	D.S. Armbrust International - Chapman Street	Providence
04B	U.S. Armbrust International - Chapman Street	Providence
05A	D.S. 24 Baker Street	Providence
05B	U.S. 24 Baker Street	Providence
06A	Baker Street	Providence
06B	Baker Street	Providence
7	Ellenfield Street	Providence
07A	D.S. 85 Ellenfield Street	Providence
07B	U.S. 85 Ellenfield Street	Providence
08A	D.S. Ira Green - Toronto Street	Providence
08B	U.S. Ira Green - Toronto Street	Providence
09A	D.S. Technodic, U.S. 225 Carolina & 215 Georgia - Georgia Ave.	Providence
09B	U.S. Technodic - Georgia Avenue	Providence
09C	U.S. Technodic - Georgia Avenue	Providence
10A	D.S. 225 Carolina & 215 Georgia - Georgia Avenue	Providence
11A	D.S. Monarch Metal Finishing - Virginia Avenue	Providence
11B	D.S. Monarch Metal Finishing - Toronto Avenue	Providence
11C	U.S. Monarch Metal Finishing - Toronto Avenue	Providence
12A	D.S. Formerly C&C Rhode Island - Virginia Avenue	Providence
12B	U.S. Formerly C&C Rhode Island - Virginia Avenue	Providence
13A	D.S. Mahr Federal	Providence
13B	U.S. Mahr Federal	Providence
14A	D.S. 82 Aldrich Street	Providence
14B	U.S. 82 Aldrich Street	Providence
15A	Hylestead Street	Providence
15B	Hylestead Street	Providence
16A	Blundell Street	Providence
16B	Blundell Street	Providence
17A	D.S. Univar USA - Field's Point Drive	Providence
18A	Spooner Street	Providence
19A	D.S. Eddy Street At Wyatt	Providence
19B	U.S. Eddy Street Between Oxford And Mutual	Providence
20A	D.S. 928 Eddy Street - Seymour Street	Providence
21A	D.S. 60 Seymour Street - Warren Way	Providence
22A	D.S. Northland Environmental - Allens Avenue	Providence
22B	Allens Avenue And Blackstone Street	Providence
22C	U.S. Of Henderson Street On Allens Avenue	Providence
23A	D.S. Ideal Plating - Public Street	Providence
23B	U.S. Ideal Plating - Public Street	Providence

**Field's Point
Manhole Legend**

<u>Manhole #</u>	<u>Description</u>	<u>City</u>
24A	D.S. 226 Public Street - Temple Street	Providence
24B	U.S. 226 Public Street - Temple Street	Providence
25A	D.S. 908 Eddy Street	Providence
25B	U.S. 908 Eddy Street	Providence
28A	Eddy Street	Providence
28B	Eddy Street	Providence
29A	Willard Avenue	Providence
29B	Willard Avenue	Providence
30A		Providence
30B		Providence
31A	D.S. 145 Globe Street - Eddy Street	Providence
31B	U.S. Formerly Victory Finishing Technology - Globe Street	Providence
31C	U.S. Formerly Victory Finishing Technology - Eddy Street	Providence
32A	D.S. Dominion Energy - Manchester Street	Providence
33A	Pine Street	Providence
33B	Pine Street	Providence
34A	D.S. 157 Clifford Street	Providence
34B	U.S. 157 Clifford Street	Providence
36A	Chestnut Street	Providence
36B	Chestnut Street	Providence
37A	Ship Street	Providence
37B	Ship Street	Providence
38A	Elm Street	Providence
38B	Chestnut Street	Providence
39A	D.S. Former Regal Plating - Chestnut Street	Providence
39B	U.S. Former Regal Plating - South Street	Providence
40A	South Street	Providence
40B	South Street	Providence
41A	Parsonage Street	Providence
42A	D.S. 45 Borden Street - Crary Street	Providence
42B	U.S. 45 Borden Street - Crary Street	Providence
43A	D.S. Former Esposito Jewelry - Dupont Dr.	Providence
43B	U.S. Former Esposito Jewelry - Dupont Dr.	Providence
44A	D.S. Former T. Sardelli - Dupont Dr.	Providence
44B	U.S. Former T. Sardelli - Dupont Dr.	Providence
45A	D.S. C&J Jewelry - Dupont Dr.	Providence
45B	U.S. C&J Jewelry - Dupont Dr.	Providence
46A	D.S. 88 Niantic Avenue - Dupont Dr.	Providence
47A	D.S. Former Park Lane / Colibri - Niantic Ave.	Providence
47B	U.S. Former Park Lane / Colibri - Niantic Ave.	Providence
48A	D.S. Uncas Manufacturing/Alloy Holdings - Niantic Ave.	Providence
48B	U.S. Uncas Manufacturing/Alloy Holdings - Niantic Ave.	Providence
49A	Salem St.	Providence
49B	Salem St.	Providence
50A	D.S. Industrial Park (Dupont Dr. & Niantic Ave.) Burrington St.	Providence
50B	D.S. Former Esposito and Sardelli - Dupont Drive	Providence
50C	D.S. C & J and Park Lane/Colibri - Dupont Drive	Providence

**Field's Point
Manhole Legend**

<u>Manhole #</u>	<u>Description</u>	<u>City</u>
51	D.S. Everybody On PR5 Except Ind. Park - Huntington St.	Providence
52A	D.S. New England Ind. - Melrose St.	Providence
52B	U.S. New England Ind. - Potters Ave.	Providence
53A	D.S. Surface Coatings - Plymouth St.	Providence
53B	U.S. Surface Coatings - Plymouth St.	Providence
54A	Cranston St.	Providence
54B	Cranston St.	Providence
55A	Bellevue Ave.	Providence
55B	Bellevue Ave.	Providence
56A	D.S. Spencer Plating, U.S D&D Chrome - Dexter St.	Providence
56B	U.S. Spencer Plating - Dexter St.	Providence
56C	Dexter St.	Providence
57A	D.S. 43 Bucklin St.	Providence
57B	U.S. 43 Bucklin St.	Providence
58A	D.S. Allied Business Forms - Bucklin St.	Providence
58B	U.S. Allied Business Forms - Bucklin St.	Providence
59A	D.S. Pilgrim Screw - Dexter St.	Providence
59B	U.S. Pilgrim Screw - Dexter St.	Providence
59C	Dexter St.	Providence
60A	D.S. 56 Sprague St.	Providence
60B	U.S. 56 Sprague St.	Providence
61A	D.S. Klitzner Industries - Westfield St.	Providence
61B	U.S. Klitzner Industries - Westfield St.	Providence
62A	D.S. Prov. Journal (Fountain St) - Fountain St.	Providence
62B	U.S. Prov. Journal (Fountain St) - Fountain St.	Providence
63A	D.S. Prov. Journal (Prod. Facility) - Kinsley Ave.	Providence
63B	U.S. Prov. Journal (Prod. Facility) - Kinsley Ave.	Providence
64A	D.S. 30 Desoto St.	Providence
65A	D.S. International Chromium Plating - Addison Place	Providence
65B	U.S. International Chromium Plating - Addison Place	Providence
66A	Erickson Place	Providence
68A	D.S. 335 Valley St.	Providence
68B	U.S. 335 Valley St.	Providence
69A	D.S. Monarch Metal - Aurora St.	Providence
69B	U.S. Monarch Metal - Aurora St.	Providence
69C		Providence
69D		Providence
70A	D.S. A&F Plating & Universal Plating - River Ave.	Providence
70B	U.S. A&F Plating & Universal Plating - River Ave.	Providence
70C	U.S. Universal Plating, D.S. A&F Plating - River Avenue	Providence
71A	D.S. 555 Valley - Hemlock St.	Providence
71B	U.S. 555 Valley - Hemlock St.	Providence
72A	Drive Way Of 350 Kinsley Ave. Mill Complex	Providence
72B	Kinsley Ave.	Providence
73A	D.S. U.S. Former General Plating - Harris Ave.	Providence
73B	U.S. 586 Atwells Ave - Harris Ave.	Providence
73C	D.S. Former General Plating - Harris Ave.	Providence

**Field's Point
Manhole Legend**

<u>Manhole #</u>	<u>Description</u>	<u>City</u>
74A	Curtis St.	Providence
75A	U.S. Umicore - Sims St.	Providence
75B	D.S. Umicore, U.S. Oster Alloys & Callico Metals - Sims St.	Providence
75C	D.S. Oster Alloys & Callico Metals, U.S. 498 Kinsley. - Sims St.	Providence
75D	D.S. 498 Kinsley - Sims St.	Providence
76A	Olneyville Drainage District - Valley St.	Providence
77A	D.S. Atlantic Mills Complex - Manton Ave.	Providence
77B	U.S. Atlantic Mills Complex - Manton Ave.	Providence
78A	Delaine Street	Providence
79A	D.S. Genesis Marketing Group - Agnes St.	Providence
79B	U.S. Genesis Marketing Group - Magnolia St.	Providence
79C	U.S. D & L Sales	Providence
79D	D.S. D & L Sales	Providence
80A	D.S. Apex Plating - Hartford Ave.	Providence
80B	U.S. Apex Plating - Hartford Ave.	Providence
81A	D.S. Contract Specialities - Hartford Ave.	Providence
81B	U.S. Contract Specialities - Hartford Ave.	Providence
82A	King Phillip St.	Providence
82B	King Phillip St.	Providence
83A	D.S. 50 Valley St.	Providence
83B	U.S. 50 Valley St.	Providence
84A	D.S. 415 Valley St.	Providence
84B	U.S. 415 Valley St.	Providence
85A	Spruce Street	Providence
85B	Spruce Street	Providence
86A	D.S. 219 West Park St.	Providence
86B	U.S. 219 West Park St.	Providence
87A	D.S. 69 Bath St.	Providence
87B	U.S. 69 Bath St.	Providence
88A	West River St.	Providence
88B	West River St.	Providence
89A	D.S. Home Depot Charles St.	Providence
89B	U.S. Home Depot- Charles St.	Providence
90A	D.S. Drew Easton Company - Whipple St.	Providence
90B	U.S. Drew Easton Company - Whipple St.	Providence
91A	D.S. Fashion Accents - Nashua St.	Providence
91B	U.S. Fashion Accents - Nashua St.	Providence
92A	D.S. Organic Dye & Pigments - Livingston St.	Providence
92B	U.S. Organic Dye & Pigments - Livingston St.	Providence
93A	D.S. GCI - Touro St.	Providence
93B	U.S. GCI - Touro St.	Providence
94A	D.S. 94 Silver Spring Street - Silver Spring St.	Providence
94B	U.S. 94 Silver Spring Street - Silver Spring St.	Providence
94C	D.S. 94 Silver Spring Street And Royal Little Drive- Silver Spring St.	Providence
95A	Branch Ave.	Providence
95B	Branch Ave.	Providence
96A	D.S. 812 Charles St.	Providence

**Field's Point
Manhole Legend**

<u>Manhole #</u>	<u>Description</u>	<u>City</u>
96B	U.S. 812 Charles St.	Providence
97A	D.S. H&M industries - Douglas Ave.	Providence
97B	U.S. H&M industries - Douglas Ave.	Providence
98A	D.S. Electrolizing - Houghton Street	Providence
100A	D.S. International Etching - Ninigret Ave.	Providence
100B	U.S. International Etching - Ninigret Ave.	Providence
101A	D.S. EBA Inc., dba Kadak Jewelry - Meadow St.	Providence
101B	U.S. EBA Inc., dba Kadak Jewelry - Meadow St.	Providence
102A	D.S. 409 Pine Street - Pine St.	Providence
102B	U.S. 409 Pine Street - Pine St.	Providence
103	India Street Siphon	Providence
103A	India Street At South Water St.	Providence
104A	Valley Street At Amhearst	Providence
105A	D.S. Atamian - Silver Spring St.	Providence
106A	D.S. Sage Mfg. - Dexter St.	Providence
106B	U.S. Sage Mfg, D.S. D&D Chrome. - Dexter St.	Providence
107A	D.S. 15 Clarkson St.	Providence
107B	U.S. 15 Clarkson St.	Providence
108A	Washington St. Near Knight	Providence
109A	D.S. Mutual Metals - Corliss Street	Providence
109B	U.S. Mutaul Metals - Corliss Street	Providence
170A	D.S. 70 Royal Little Drive	Providence
170B	U.S. 70 Royal Little Drive	Providence
175A	D.S. RIPTA - Melrose Street	Providence
175B	U.S. RIPTA - Melrose Street	Providence
180A	D.S. Style Accessories - Acorn Street	Providence
180B	U.S. Style Accessories - Acorn Street	Providence
190	U.S. Manton Meter (Providence / Johnston Line)	Providence
193A	D.S. J.C. Gorham	Providence
193B	U.S. J.C. Gorham	Providence
200	South of Pumping Location @ Canada Pond	Providence
181A	D.S. International Insignia - Carolina Avenue	Providence
181B	U.S. International Insignia - Carolina Avenue	Providence
194	India Point Siphon	Providence
195	Davis Park	Providence
196	Branch Avenue at Silver Spring under Bridge	Providence
197	Dorrance and Dyer on Sidewalk	Providence
200	US Redwing St - West Side of Tracks	Providence
201	South of Reservoir - West Side of Tracks	Providence
500	Plainfield Street at Gifford Street	Providence
501	Plainfield Street before Webster	Providence
502	Duneford and Plainfield Street	Providence
503	Webster and plainfield	Providence
202A	DS Kirks Folly on Chapman St,	Providence
202B	US Kirks Folly on chapman st.	Providence
203A	DS Crisloid	Providence
203B	US Crisloid	Providence

**Field's Point
Manhole Legend**

<u>Manhole #</u>	<u>Description</u>	<u>City</u>
204A	DS Metallurgical Solutions	Providence
204B	US Metallurgical Solutions	Providence
110A	D.S. 178 George Waterman Ave.	Johnston
110B	U.S. 178 George Waterman Ave.	Johnston
111A	D.S. G. Tanury - Railroad Ave.	Johnston
111B	U.S. G. Tanury - Railroad Ave.	Johnston
112A	D.S. 2 Putnam Avenue - Railroad Ave.-	Johnston
112B	U.S. 2 Putnam Avenue - Putnam Pike	Johnston
113A	D.S. 1 Goldsmith Street	Johnston
114A	D.S. 770 Hartford Ave.	Johnston
114B	U.S. 770 Hartford Ave.	Johnston
115A	D.S. 7 Victory Avenue - Oakdale Ave.	Johnston
116A	D.S. E & M Enterprises Ltd. - Dyerville Ave.	Johnston
116B	U.S. E & M Enterprises Ltd. - Dyerville Ave.	Johnston
117A	D.S. Alviti Tool & Die - Dyerville Ave.	Johnston
117B	U.S. Alviti Tool & Die - Hedley St.	Johnston
118A	D.S. 1284 Plainfield St.	Johnston
118B	U.S. 1284 Plainfield St.	Johnston
119A	D.S. Designs International - Hartford Ave.	Johnston
119B	U.S. Designs International - Hartford Ave.	Johnston
120	Plainfield Street, Johnston between School and Willow Street	Johnston
120A	D.S. 1309 Plainfield St.	Johnston
120B	U.S. 1309 Plainfield St.	Johnston
122A	D.S. Eastern Screw, U.S. Unique Plating - Mill St.	Johnston
122B	D.S. Unique Plating, U.S. AG&G - Mill St	Johnston
122C	D.S. AG&G, Unique & Eastern Screw - Mill St.	Johnston
123A	D.S. Difruscia - Starr St.	Johnston
123B	U.S. Difruscia Plating - Starr St.	Johnston
124A	D.S. Tri-Jay - Industrial Lane	Johnston
124B	U.S. Tri-Jay - Industrial Lane	Johnston
125A	D.S. Tri-Jay - Industrial Lane Pump Station	Johnston
126A	Plainfield Street At Pocassett Street	Johnston
127A	D.S. ToolCraft/Rumart - Hartford Avenue	Johnston
127B	U.S. ToolCraft/RuMart D.S. KB Surfaces - Hartford Avenue	Johnston
127C	U.S. KB Surfaces - Hartford Avenue	Johnston
130A	DS Prince Enameling - Alcazar Avenue	Johnston
130B	US Prince Enameling - Borden and Alcazar Avenue	Johnston
131A	DS Quality Spray - Park Lane	Johnston
131B	US Quality Spray - Park Lane	Johnston
150A	D.S. Induplate, Evans Plating - Steere St.	North Providence
151A	D.S. Induplate - Waterman Avenue at Woodcliffe	North Providence
151B	U.S. Induplate - Waterman Avenue at Sawin	North Providence
151C	U.S. Induplate - Greystone Avenue	North Providence
153A	D.S. DFI-EP, LLC - North Prov. - Waterman Ave.	North Providence
153B	U.S. DFI-EP, LLC - North Prov. - Waterman Ave.	North Providence
154A	D.S. 12 Humbert St.	North Providence
154B	U.S. 12 Humbert St.	North Providence

**Field's Point
Manhole Legend**

<u>Manhole #</u>	<u>Description</u>	<u>City</u>
155A	Charles Street	North Providence
155B	Charles Street	North Providence
156A	D.S. A. Harrison - Hurdis Street	North Providence
156B	U.S. A. Harrison - Hurdis Street	North Providence
157A	Douglas Avenue	North Providence
157B	Douglas Avenue	North Providence
158A	D.S. 184 Woonasquatucket Ave.	North Providence
158B	U.S. 184 Woonasquatucket Ave.	North Providence
159A	D.S. 1700 Smith Street	North Providence
159B	U.S. 1700 Smith Street	North Providence
161A	D.S. 2 Tag Drive - Tag Drive	North Providence
161B	U.S. 2 Tag Drive - Tag Drive	North Providence
165	639 Smithfield Road	North Providence
166	7 Joyce Street	North Providence
250A	Catch Basin In Parking Lot Of 1825 Mineral Spring Ave.	North Providence
250B	Catch Basin At Corner Of Mineral Spring Ave. & Hawthorne St.	North Providence
167	D.S. Annex Plating - Warren Avenue	North Providence

<u>Manhole #</u>	<u>Field's Point Sanitary Manholes</u>	<u>City</u>
S01	Regent Avenue at Huron	Providence
S02	Pearl Street	Providence
S03	New York Avenue	Providence
S04	Academy Avenue	North Providence
S05	Farm Street	Providence
S06	Pleasant Valley Parkway & River Avenue	Providence
S07	Linton Street	Providence
S08	Borden Avenue	Providence
S09	Governor Street	Providence
S10	River Road	Johnston
S11	Roanike Street	Providence
S12	Belmont Street	Providence
S13	Gruptone Street	Providence
S14	Teakwood Drvie	Providence
S15	Wood Street	North Providence
S16	Chapin Street	Johnston
S17	Ohio Avenue	Providence
S18	Mark Drive at Gillen Avenue	Providence
S19	California Avenue	Providence
S20	Gillen Avenue	North Providence
S21	South Larchmont	Providence
S22	791 Meadow Street DS Gillen Avenue at #42	North Providence
S23	792 Meadow Street at Gillen Avenue	North Providence
S24	180 Indiana Avenue	North Providence
S25	Melrose at Sumter	North Providence
S26	167 Vermont Avenue	Providence
S27	Manchester at Farm Road	Providence
S28	Ambrose Street	Providence
S29	Florence Street	North Providence
S30	Vermont Avenue	North Providence
S31	Gillen Avenue at Ambrose	North Providence
S32	Gillen Avenue at Florence	Providence
S33	Ellery Street	North Providence
S34	Oak Street	North Providence
S35	India at South Main Street	Providence
S36	Brook at India	Providence
S37	Whittier	Providence
S38	Webb Street	Providence
S39	Gillen Avenue at Lincoln	Providence
S40	Ambrose Street at Borah	Providence
S41	Bellevue Avenue	North Providence
S42	Ford Street	North Providence
S43	Washington Avenue	Providence

**Field's Point
Manhole Data - 2017**

Manhole #	Date	Cd	Cr	Cu	Pb	Ni	Ag	Zn	CN	pH	O & G	TTO	Other Parameters
F04A	6/22/2017	0.015	0.075	0.039	0.075	0.058	0.025	0.060	0.010	8.3			
F04A	12/7/2017	0.015	0.075	0.205	0.075	0.352	0.025	0.101	0.193	9.8			
F04B	6/21/2017												No Sample
F04B	12/7/2017	0.015	0.075	0.550	0.154	0.050	0.050	0.742	0.008	11.5			
F07	6/8/2017	0.015	0.075	1.210	0.075	1.130	0.039	0.927	0.081	8.2			
F07	7/5/2017	0.015	0.250	0.200	0.075	0.109	0.025	0.289	0.026	8.5			
F07	12/21/2017	0.015	0.075	3.215	0.075	4.252	0.038	0.622	4.280	8.3			
F08A	1/26/2017	0.015	0.075	0.347	0.075	0.509	0.025	0.060	0.053	8.1			
F08A	12/7/2017	0.015	0.075	9.604	0.075	0.619	0.044	1.681	0.088	8.5			
F08B	1/26/2017	0.015	0.075	0.034	0.075	0.050	0.025	0.195	0.007	9.0			
F08B	12/7/2017	0.015	0.556	0.156	0.075	0.050	0.025	0.331	0.007	9.0			
F09A	1/26/2017	0.015	0.857	0.181	0.075	0.050	0.025	0.394	0.020	9.2			
F09A	10/26/2017	0.015	0.114	0.031	0.075	0.050	0.025	0.285	0.006	7.5			
F09B	1/26/2017	0.015	0.075	0.105	0.075	0.050	0.025	0.277	0.004	8.4			
F09B	10/26/2017	0.015	0.075	0.051	0.075	0.050	0.025	0.392	0.004	8.1			
F09C	10/26/2017	0.015	0.075	0.020	0.075	0.050	0.025	0.060	0.004	7.3			
F100A	6/22/2017	0.015	0.075	0.062	0.075	0.050	0.025	0.096	0.010	7.2			
F100A	7/20/2017	0.015	0.075	0.080	0.075	0.050	0.025	0.060	0.005	7.6			
F100B	6/21/2017												No Sample
F100B	7/19/2017												No Sample
F111A	2/23/2017	0.015	0.075	0.432	0.075	0.710	0.025	0.103	0.038	6.2			
F111A	9/14/2017	0.015	0.075	0.743	0.075	1.150	0.031	0.135	0.087	7.3			
F111A	10/5/2017	0.015	0.075	0.832	0.075	0.948	0.025	0.463	0.028	7.0			
F111B	2/23/2017	0.015	0.075	0.020	0.075	0.050	0.025	0.060	0.006	6.8			
F111B	9/14/2017	0.015	0.075	0.020	0.075	0.050	0.025	0.060	0.005	7.4			
F111B	10/5/2017	0.015	0.075	0.020	0.075	0.050	0.025	0.060	0.004	6.7			
F116A	2/23/2017	0.015	0.008	0.036	0.075	0.050	0.025	0.078	0.004	7.1			
F116A	8/31/2017	0.015	0.075	0.070	0.075	0.050	0.025	0.190	0.005	6.1			
F116B	2/23/2017	0.015	0.075	0.023	0.075	0.050	0.025	0.075	0.004	6.9			
F116B	8/31/2017	0.015	0.075	0.099	0.075	0.050	0.025	0.258	0.004	6.9			
F11A	3/9/2017	0.015	0.874	0.203	0.075	0.059	0.025	0.404	0.011	8.0			
F11A	12/7/2017	0.015	0.075	5.406	0.075	0.775	0.083	1.349	0.050	8.4			
F11B	3/9/2017	0.015	0.075	0.134	0.075	0.050	0.025	0.423	0.005	8.5			
F11B	12/7/2017	0.015	0.075	0.096	0.075	0.050	0.025	0.337	0.009	8.8			
F11C	3/9/2017	0.015	0.075	0.032	0.075	0.050	0.025	0.108	0.005	7.6			
F11C	12/7/2017	0.015	0.075	0.073	0.075	0.050	0.025	0.142	0.011	9.0			
F120	7/4/2017	0.015	0.075	0.200	0.075	0.095	0.025	0.522	0.007	6.2			

**Field's Point
Manhole Data - 2017**

Manhole #	Date	Cd	Cr	Cu	Pb	Ni	Ag	Zn	CN	pH	O & G	TTO	Other Parameters
F120	12/21/2017	0.015	0.075	0.178	0.075	0.124	0.025	1.212	0.020	7.6			
F122A	1/12/2017	0.015	0.075	0.031	0.075	0.050	0.025	0.094	0.004	7.3			
F122A	8/31/2017	0.015	0.075	0.158	0.075	0.050	0.025	0.209	0.004	6.8			
F122B	8/31/2017	0.015	0.075	0.276	0.096	0.050	0.025	0.365	0.005	7.4			
F122C	1/12/2017	0.015	0.075	0.037	0.075	0.067	0.025	0.067	0.034	6.8			
F122C	6/8/2017	0.015	0.075	0.196	0.075	0.076	0.025	0.063	0.011	8.2			
F123A	1/12/2017	0.015	0.118	0.204	0.075	1.050	0.025	0.417	0.011	7.0			
F123A	8/3/2017	0.015	0.149	0.630	0.075	5.630	0.025	28.400	0.015	7.7			
F123A	8/31/2017	0.015	0.087	0.307	0.075	0.878	0.025	2.580	0.112	9.0			
F123A	11/16/2017	0.015	0.187	0.244	0.075	0.716	0.025	6.504	0.008	7.4			
F123B	1/12/2017	0.015	0.075	0.040	0.075	0.050	0.025	0.090	0.006	7.6			
F123B	8/3/2017	0.015	0.075	0.024	0.075	0.050	0.025	0.138	0.004	7.6			
F123B	8/31/2017	0.015	0.075	0.128	0.075	0.050	0.025	0.954	0.007	7.1			
F123B	11/16/2017	0.015	0.075	0.020	0.075	0.050	0.025	0.060	0.004	7.5			
F124A	1/12/2017	0.015	0.075	0.212	0.075	0.094	0.025	0.256	0.008	7.7			
F124A	10/26/2017	0.015	0.075	0.039	0.075	0.050	0.025	0.078	0.005	8.6			
F124B	1/12/2017	0.015	0.075	0.020	0.075	0.050	0.025	0.089	0.007	6.8			
F124B	10/26/2017	0.015	0.075	0.025	0.075	0.050	0.025	0.187	0.004	7.3			
F125A	7/4/2017	0.015	0.075	0.050	0.075	0.050	0.045	0.082	0.005	7.1			
F125A	12/21/2017	0.015	0.075	0.535	0.075	0.116	0.037	0.183	0.071	7.6			
F127A	8/3/2017	0.015	0.075	0.039	0.075	0.050	0.025	0.117	0.004	7.0			
F127B	8/3/2017	0.015	0.075	0.029	0.075	0.050	0.025	0.103	0.004	7.1			
F131A	4/20/2017	0.015	0.075	0.147	0.075	0.050	0.025	0.187	0.004	9.1			
F131B	4/20/2017	0.015	0.075	0.037	0.075	0.050	0.025	0.060	0.004	8.7			
F13A	7/25/2017	0.015	0.075	0.181	0.092	0.050	0.046	0.246	0.010	6.9			
F13A	10/5/2017	0.015	0.075	0.041	0.075	0.050	0.097	0.025	0.004	7.0			
F13B	6/22/2017	0.015	0.075	0.052	0.075	0.050	0.025	0.118	0.010	7.1			
F13B	10/5/2017	0.015	0.075	0.065	0.075	0.050	0.025	0.061	0.004	7.0			
F151A	9/14/2017	0.015	0.075	0.432	0.075	0.275	0.025	0.247	0.051	7.5			
F151B	9/14/2017	0.015	0.075	0.062	0.075	0.050	0.025	0.285	0.008	8.6			
F153A	4/8/2017	0.015	0.075	0.201	0.075	0.287	0.025	0.334	0.005	7.2			
F153A	4/10/2017	0.015	0.075	0.091	0.075	0.233	0.025	0.384		6.8			
F153A	4/15/2017	0.015	0.306	0.023	0.075	0.108	0.025	0.135	0.008	7.2			
F153A	4/20/2017	0.015	0.140	0.027	0.075	0.136	0.025	0.347	0.007	7.3			
F153B	4/8/2017	0.015	0.075	0.020	0.075	0.050	0.025	0.062	0.007	7.0			
F153B	4/10/2017	0.015	0.075	0.071	0.075	0.050	0.025	0.110		6.9			
F153B	4/15/2017	0.015	0.097	0.023	0.075	0.055	0.025	0.093	0.004	7.1			

**Field's Point
Manhole Data - 2017**

Manhole #	Date	Cd	Cr	Cu	Pb	Ni	Ag	Zn	CN	pH	O & G	TTO	Other Parameters
F153B	4/20/2017	0.015	0.115	0.022	0.075	0.159	0.025	0.237	0.007	7.5			
F156A	8/19/2017	0.015	0.075	0.053	0.075	0.050	0.025	0.101	0.004	7.6			
F156B	8/19/2017	0.015	0.075	0.020	0.075	0.050	0.025	0.079	0.004	7.0			
F181A	1/26/2017	0.015	0.075	0.529	0.075	0.920	0.025	0.194	0.008	7.4			
F181A	10/26/2017	0.015	0.075	0.518	0.075	0.219	0.025	0.232	0.005	7.1			
F181B	1/25/2017												No Sample
F181B	10/25/2017												No Sample
F204A	3/23/2017	0.015	0.075	0.024	0.075	0.050	0.025	0.083	0.004	7.1			
F204A	10/5/2017	0.015	0.075	0.088	0.075	0.050	0.025	0.232	0.015	7.3			
F204A	11/16/2017	0.015	0.075	0.063	0.075	0.052	0.025	0.562	0.001	7.5			
F204B	3/23/2017	0.015	0.075	0.347	0.135	0.061	0.025	2.770	0.025	6.7			
F204B	10/5/2017	0.015	0.075	0.223	0.172	0.085	2.515	0.025	0.014	7.0			
F204B	11/16/2017	0.015	0.075	0.138	0.110	0.051	0.025	2.049	0.009	8.4			
F23A	2/23/2017	0.015	0.078	0.602	0.090	0.318	0.025	1.440	0.010	7.2			
F23A	9/14/2017	0.015	1.550	0.148	0.075	1.900	0.025	6.270	0.011	7.9			
F23B	2/23/2017	0.015	0.075	0.028	0.075	0.050	0.025	0.230	0.004	8.5			
F23B	9/14/2017	0.015	0.075	0.050	0.075	0.050	0.025	0.205	0.004	7.1			
F44A	4/20/2017	0.015	0.075	0.072	0.075	0.050	0.025	0.151	0.004	7.1			
F44A	7/4/2017	0.015	0.075	0.223	0.075	0.050	0.025	0.602	0.004	7.7			
F44A	12/21/2017	0.015	0.075	0.061	0.075	0.050	0.025	0.186	0.005	7.3			
F45A	4/20/2017	0.015	0.075	0.032	0.075	0.050	0.025	0.074	0.005	7.6			
F45A	7/4/2017	0.015	0.075	0.020	0.075	0.050	0.025	0.060	0.004	7.2			
F45A	7/20/2017	0.015	0.075	0.042	0.075	0.050	0.025	0.060	0.006	7.0			
F45A	12/21/2017	0.015	0.075	0.020	0.075	0.075	0.025	0.060	0.007	7.9			
F45B	4/20/2017	0.015	0.075	0.020	0.075	0.050	0.025	0.080	0.005	7.4			
F45B	7/20/2017	0.015	0.075	0.055	0.075	0.050	0.035	0.060	0.006	7.1			
F48B	8/19/2017	0.015	0.253	1.710	0.644	0.356	0.025	5.110		7.8			
F48B	8/19/2017	0.015	0.075	0.031	0.075	0.050	0.025	0.114	0.004	7.0			
F51	7/4/2017	0.015	0.075	0.021	0.075	0.050	0.025	0.105	0.004	6.8			
F51	12/21/2017	0.015	0.075	0.023	0.075	0.050	0.025	0.148	0.005	8.1			
F53A	3/23/2017	0.015	0.075	0.044	0.075	0.050	0.025	0.159	0.004	8.6			
F53A	7/20/2017	0.015	0.346	0.134	0.075	0.140	0.025	0.721	0.033	6.4			
F53B	3/22/2017												No Sample
F53B	7/20/2017	0.015	0.075	0.020	0.075	0.050	0.025	0.072	0.006	6.8			
F59A	11/16/2017	0.015	0.075	0.020	0.075	0.050	0.025	0.139	0.004	7.3			
F59B	11/16/2017	0.015	0.075	0.496	0.469	0.050	0.025	1.581	0.040	6.8			
F65A	8/19/2017	0.020	0.568	0.175	0.075	0.138	0.025	0.277	0.006	7.3			

**Field's Point
Manhole Data - 2017**

Manhole #	Date	Cd	Cr	Cu	Pb	Ni	Ag	Zn	CN	pH	O & G	TTO	Other Parameters
F65B	8/19/2017	0.015	0.075	0.020	0.075	0.050	0.025	0.062	0.007	7.3			
F69A	5/25/2017	0.015	0.075	0.051	0.075	0.050	0.025	0.481	0.006	7.6			
F69A	11/9/2017	0.015	0.075	0.226	0.075	0.084	0.025	0.439	0.032	7.4			
F69B	5/25/2017	0.015	0.075	0.484	0.075	0.295	0.025	0.345	0.015	7.4			
F69B	11/9/2017	0.015	0.075	0.196	0.075	0.090	0.025	0.251	0.030	7.9			
F70A	5/25/2017	0.015	0.075	0.775	0.075	0.475	0.025	0.649	0.016	6.8			
F70B	5/25/2017	0.015	0.075	0.033	0.075	0.050	0.025	0.094	0.006	7.0			
F70C	5/25/2017	0.015	0.075	1.250	0.494	0.595	0.080	3.400	0.007	6.7			
F75A	3/9/2017	0.015	0.075	0.038	0.075	0.050	0.025	0.141	0.005	6.1			
F75A	11/9/2017	0.015	0.075	0.039	0.075	0.050	0.025	0.114	0.010	6.5			
F75B	3/9/2017	0.015	0.075	0.044	0.075	0.050	0.025	0.164	0.007	6.6			
F75B	11/9/2017	0.015	0.075	0.020	0.075	0.050	0.025	0.060	0.006	6.8			
F75C	3/9/2017	0.015	0.075	0.020	0.075	0.050	0.025	0.060	0.006	8.4			
F78A	7/5/2017	0.015	0.075	0.067	0.075	0.063	0.025	0.223	0.006	7.3			
F78A	12/21/2017	0.015	0.075	0.325	0.075	0.050	0.025	0.154	0.005	7.5			
F81A	8/3/2017	0.015	0.075	0.064	0.075	0.050	0.025	1.070	0.005	7.5			
F81B	8/3/2017	0.015	0.075	0.045	0.075	0.050	0.025	0.530	0.004	7.0			
F92A	3/23/2017	0.015	0.075	0.020	0.075	0.050	0.025	0.060	0.004	7.0			
F92A	6/8/2017	0.015	0.075	0.040	0.075	0.050	0.025	0.093	0.004	7.2			
F92B	3/23/2017	0.015	0.075	0.020	0.075	0.050	0.025	0.060	0.004	7.1			
F92B	6/8/2017	0.015	0.075	0.037	0.075	0.067	0.025	0.060	0.005	7.4			
F98A	5/25/2017	0.015	0.075	0.080	0.075	0.056	0.025	0.546	0.006	6.9			
F98A	11/9/2017	0.015	0.171	0.183	0.075	0.050	0.025	1.954	0.004	7.6			
FS01	12/7/2017	0.001	0.016	0.456	0.037	0.013	0.001	0.825	0.007	6.8			Mo = 5.543 ppb As = 3.157 ppb Se = <4.0 ppb BOD = 1550.2 ppm Hg = 13.3 ng/L Ammonia = 57.5 ppm Nitrate+Nitrite = <0.1 mg/L TKN = 207 mg N/L Total N = 207 ppm TSS = 3820 ppm

**Field's Point
Manhole Data - 2017**

Manhole #	Date	Cd	Cr	Cu	Pb	Ni	Ag	Zn	CN	pH	O & G	TTO	Other Parameters
FS03	2/23/2017	0.000	0.002	0.027	0.059	0.004	0.000	0.182	0.004	8.3			Mo = 1.28 ppb As = 1.189 ppb Se = <1.00 ppb BOD = 317 ppm Hg = 42.00 ng/L Ammonia = 70.3 ppm Nitrate+Nitrite = <0.1 mg/L TKN = 123 mg N/L Total N = 123 ppm TSS = 276 ppm
FS07	5/15/2017	0.000	0.002	0.026	0.013	0.008	0.000	0.055	0.008	7.5			Mo = 0.774 ppb As = 0.607 ppb Se = <1.00 ppb BOD = 14.7 ppm Hg = 7.71 ng/L Ammonia = 0.757 ppm Nitrate+Nitrite = 0.572 mg/L TKN = 11.7 mg N/L Total N = 12.27 ppm TSS = 9.2 ppm
FS14	8/3/2017	0.000	0.004	0.052	0.003	0.004	0.000	0.124	0.004	7.0			Mo = 0.911 ppb As = <0.5 ppb Se = <1.00 ppb BOD = 194.1 ppm Hg = 48.4 ng/L Ammonia = 21.1 ppm Nitrate+Nitrite = <0.1 mg/L TKN = 34.2 mg N/L Total N = 34.2 ppm TSS = 216.9 ppm

**Field's Point
Manhole Data - 2017**

Manhole #	Date	Cd	Cr	Cu	Pb	Ni	Ag	Zn	CN	pH	O & G	TTO	Other Parameters
FS15	9/14/2017	0.000	0.002	0.047	0.047	0.003	0.000	0.286	0.291	7.4			Mo = 1.302 ppb As = <0.5 ppb Se = <1.00 ppb BOD = 290.7 ppm Hg = 125 ng/L Ammonia = 26.5 ppm Nitrate+Nitrite = <0.1 mg/L TKN = 50.6 mg N/L Total N = 50.6 ppm TSS = 254 ppm
FS16	11/16/2017	0.001	0.003	0.183	0.029	0.008	0.020	0.197	0.006	6.9			Mo = 0.952 ppb As = 1.222 ppb Se = <1.0 ppb BOD = 125.8 ppm Hg = 11.9 ng/L Ammonia = 14.9 ppm Nitrate+Nitrite = <0.1 mg/L TKN = 27.2 mg N/L Total N = 27.2 ppm TSS = 118.0 ppm
FS17	3/9/2017	0.001	0.002	0.201	0.025	0.004	0.001	0.248	0.005	7.7			Mo = 1.342 ppb As = 0.712 ppb Se = <1.00 ppb BOD = 465.5 ppm Hg = 54.3 ng/L Ammonia = 74.1 ppm Nitrate+Nitrite = <0.1 mg/L TKN = 113 mg N/L Total N = 113 ppm TSS = 162 ppm

**Field's Point
Manhole Data - 2017**

Manhole #	Date	Cd	Cr	Cu	Pb	Ni	Ag	Zn	CN	pH	O & G	TTO	Other Parameters
FS19	6/8/2017	0.000	0.001	0.030	0.009	0.003	0.001	0.179	0.004	7.3			Mo = 2.411 ppb As = 1.104 ppb Se = 1.547 ppb BOD = 856.4 ppm Hg = 82.8 ng/L Ammonia = 86.7 ppm Nitrate+Nitrite = <0.1 mg/L TKN = 167 mg N/L Total N = 167 ppm TSS = 884 ppm
FS19	6/22/2017	0.000	0.003	0.049	0.027	0.005	0.001	0.288	0.010	7.6			Mo = 2.442 ppb As = 2.776 ppb Se = 2.425 ppb BOD = 825.6 ppm Hg = 18 ng/L Ammonia = 123 ppm Nitrate+Nitrite = <0.1 mg/L TKN = 183 mg N/L Total N = 183 ppm TSS = 868 ppm
FS24	3/23/2017	0.000	0.002	0.020	0.006	0.003	0.000	0.111	0.004	7.3			Mo = 0.719 ppb As = <0.5 ppb Se = <1.00 ppb BOD = 347.2 ppm Hg = 16.8 ng/L Ammonia = 62.2 ppm Nitrate+Nitrite = <0.1 mg/L TKN = 84.2 mg N/L Total N = 84.2 ppm TSS = 196 ppm

**Field's Point
Manhole Data - 2017**

Manhole #	Date	Cd	Cr	Cu	Pb	Ni	Ag	Zn	CN	pH	O & G	TTO	Other Parameters
FS29	8/31/2017	0.000	0.005	0.128	0.013	0.004	0.001	0.359	0.004	6.7			Mo = 1.86 ppb As = 0.815 ppb Se = <1.00 ppb BOD = 815.7 ppm Hg = 72.1 ng/L Ammonia = 39.5 ppm Nitrate+Nitrite = <0.1 mg/L TKN = 72.8 mg N/L Total N = 72.8 ppm TSS = 2120 ppm
FS30	10/26/2017	0.000	0.001	0.008	0.005	0.001	0.000	0.050	0.004	7.2			Mo = 0.463 ppb As = <0.5 ppb Se = <1.0 ppb BOD = 171.6 ppm Hg = 13.0 ng/L Ammonia = 26.5 ppm Nitrate+Nitrite = <0.1 mg/L TKN = 33.3 mg N/L Total N = 33.3 ppm TSS = 70 ppm
FS34	7/20/2017	0.000	0.002	0.015	0.041	0.002	0.000	0.078	0.005	6.7			Mo = 0.544 ppb As = <0.5 ppb Se = <1.0 ppb BOD = 278 ppm Hg = 21 ng/L Ammonia = 17.3 ppm Nitrate+Nitrite = <0.1 mg/L TKN = 30.9 mg N/L Total N = 30.9 ppm TSS = 393.3 ppm

**Field's Point
Manhole Data - 2017**

Manhole #	Date	Cd	Cr	Cu	Pb	Ni	Ag	Zn	CN	pH	O & G	TTO	Other Parameters
FS37	1/12/2017	0.000	0.002	0.026	0.030	0.002	0.000	0.164	0.008	7.8			Mo = 0.96 ppb As = 0.63 ppb Se = <1.00 ppb BOD = 278.5 ppm Hg = 42.8 ng/L Ammonia = 12.1 ppm Nitrate+Nitrite = <0.1 mg/L TKN = 42 mg N/L Total N = 42 ppm TSS = 348 ppm
FS38	11/9/2017	0.000	0.001	0.002	0.004	0.002	0.000	0.011	0.005	7.7			Mo = 0.571 ppb As = <0.5 ppb Se = <1.0 ppb BOD = 23.45 ppm Hg = 3.19 ng/L Ammonia = 0.299 ppm Nitrate+Nitrite = 3.83 mg/L TKN = 1.72 mg N/L Total N = 5.55 ppm TSS = 35.5 ppm
FS42	8/21/2017	0.000	0.006	0.011	0.006	0.002	0.000	0.114	0.006	7.9			Mo = 1.062 ppb As = <0.5 ppb Se = <1.00 ppb BOD = 346.6 ppm Hg = 20.7 ng/L Ammonia = 62 ppm Nitrate+Nitrite = <0.1 mg/L TKN = 134 mg N/L Total N = 134 ppm TSS = 171 ppm

**Field's Point
Manhole Data - 2017**

Manhole #	Date	Cd	Cr	Cu	Pb	Ni	Ag	Zn	CN	pH	O & G	TTO	Other Parameters
FS43	1/26/2017	0.000	0.004	0.070	0.042	0.005	0.000	0.273	0.004	7.5			Mo = 1.757 ppb As = 1.345 ppb Se = <1.00 ppb BOD = 484.6 ppm Hg = 44.7 ng/L Ammonia = 53.1 ppm Nitrate+Nitrite = <0.1 mg/L TKN = 104 mg N/L Total N = 104 ppm TSS = 796 ppm
FS43	10/5/2017	0.000	0.001	0.038	0.039	0.003	0.000	0.133	0.005	7.0			Mo = 0.983 ppb As = 0.607 ppb Se = 1.011 ppb BOD = 180.7 ppm Hg = 30.8 ng/L Ammonia = 26.2 ppm Nitrate+Nitrite = 0.14 mg/L TKN = 51.4 mg N/L Total N = 51.4 ppm TSS = 128 ppm

***SURVEILLANCE MANHOLE
MONITORING DATA
AND LEGEND***

BUCKLIN POINT

**Bucklin Point
Manhole Legend**

<u>Manhole #</u>	<u>Description</u>	<u>City</u>
01	Combined influent at plant	East Providence
02	Influent BVI	East Providence
03	Influent EPI	East Providence
05A	U.S. 54 Taylor Street	East Providence
05B	D.S. 54 Taylor Street	East Providence
06A	U.S. 275 Ferris Avenue	East Providence
06B	D.S. 275 Ferris Avenue	East Providence
07A	U.S. Interplex Metals - Ferris Avenue	East Providence
07B	D.S. Interplex Metals - Ferris Avenue	East Providence
08	Narragansett Park Drive	East Providence
09	Narragansett Park Drive	East Providence
10A	U.S. 320 Narragansett Park Drive	East Providence
10B	D.S. 320 Narragansett Park Drive	East Providence
11A	U.S. Fuji - Massasoit Avenue	East Providence
11B	D.S. Fuji - Massasoit Avenue	East Providence
12A	U.S. Evans Findings Company, Inc. - Eastern Avenue	East Providence
12B	D.S. Evans Findings Company, Inc. - Eastern Avenue	East Providence
13A	US Godfrey & Wing - DS A&J Mold Dexter Street	East Providence
13B	DS Godfrey & Wing - Dexter Street Near pump Station	East Providence
13C	US A&J Mold Dexter Street	East Providence
14A	U.S. Aspen Aerogels - Center of driveway directly after the guard shack	East Providence
14B	D.S. Aspen Aerogels - Parking lot toward rear of the building near telephone pole #21-8	East Providence
15A	U.S. Gripnail - Dexter Road	East Providence
15B	D.S. Gripnail - Dexter Road	East Providence
16A	U.S. Teknicote and Eaton Mfg. and Teknicote - New Road	East Providence
16B	D.S. Teknicote and Eaton Mfg. and Teknicote - New Road	East Providence
20	BVI at the entrance to the Landfill on Nassau Street	Pawtucket
21A	D.S. Former Slater Screen Print, Slater Dye Works - School Street	Pawtucket
21B	U.S. Former Slater Screen Print, Slater Dye Works - School Street	Pawtucket
22A	Prospect Street	Pawtucket
22B	Prospect Street	Pawtucket
23	School Street behind Boy's Club (BVI & MVI)	Pawtucket
24A	MVI at the Seekonk Syphon	Pawtucket
24B	BVI at the Seekonk Syphon	Pawtucket
25A	U.S. R&D Manufacturing - Dunnell Lane	Pawtucket
25B	D.S. R&D Manufacturing - Dunnell Lane	Pawtucket
26A	U.S. Hord Corporation - York Avenue	Pawtucket
26B	D.S. Hord Corporation - York Avenue	Pawtucket
27A	U.S. Angelica Textile Services - Glenwood Avenue	Pawtucket
27B	D.S. Angelica Textile Services - Glenwood Avenue	Pawtucket
28A	U.S. One Moshassuck Street - Zarts parking lot in corner next to river	Pawtucket
28B	D.S. Esten Ave. w/overflow from One Moshassuck St. -Zarts parking lot in field next to Moshassuck St.	Pawtucket
28C	D.S. One Moshassuck St. - Moshassuck Street	Pawtucket
29A	U.S. 245 Esten Avenue	Pawtucket
29B	D.S. 245 Esten Avenue	Pawtucket
30A	Esten Avenue at Vale Street	Pawtucket
30D	Esten Avenue at Patterson Avenue	Pawtucket
30E	Esten Avenue at Utton Avenue	Pawtucket
30B	U.S. Accent Plating - Esten Avenue	Pawtucket
30C	D.S. Accent Plating - Esten Avenue	Pawtucket
31A	U.S. Former Vitrus Inc. (881 Main) - Main Street	Pawtucket
31B	D.S. Former Vitrus Inc. (881 Main) - Warren Avenue	Pawtucket
32A	U.S. Former CHN Anodizing - Patterson Avenue	Pawtucket

**Bucklin Point
Manhole Legend**

<u>Manhole #</u>	<u>Description</u>	<u>City</u>
32B	D.S. Former CHN Anodizing - Patterson Avenue	Pawtucket
33A	U.S. Former Bunge - Colfax Street	Pawtucket
33B	U.S. Former Bunge - Concord Street	Pawtucket
33C	D.S. Former Bunge (first manhole) - Concord Street	Pawtucket
33D	D.S. Former Bunge (second manhole) - Concord Street	Pawtucket
33E	D.S. Former Bunge manhole in EMI Pawtucket Power parking lot US Pawtucket Power	Pawtucket
33F	D.S. EMI Pawtucket Power, Bunge- Concord Street	Pawtucket
34	D.S. Providence Metallizing, Levin Plating, National Ring Traveler - San Antonio Way & Grotto	Pawtucket
36A	U.S. Former Levin Plating - Mineral Spring Avenue	Pawtucket
36B	D.S. Former Levin Plating - Mineral Spring Avenue	Pawtucket
37A	U.S. Providence Metallizing - Mineral Spring Avenue	Pawtucket
37B	D.S. Providence Metallizing - Mineral Spring Avenue	Pawtucket
37C	D.S. San ANtonio Way - Grotto Avenue	Pawtucket
38A	U.S. Summit Manufacturing & Darlene Jewelry - Pine Street	Pawtucket
38B	D.S. Summit Manufacturing & Darlene Jewelry - Pine Street	Pawtucket
39A	U.S. Summit Manufacturing - Waverly Place	Pawtucket
39B	D.S. Summit Manufacturing - Waverly Place	Pawtucket
40A	U.S. former Nulco Manufacturing - Lloyd Street	Pawtucket
40B	D.S. former Nulco Manufacturing - Lloyd Street	Pawtucket
41A	U.S. Bliss Manufacturing - Bacon Street at Moss Street	Pawtucket
41B	D.S. Bliss Manufacturing - Bacon Street at Lake Street	Pawtucket
42A	U.S. Union Wadding - Dexter Street	Pawtucket
42B	D.S. Union Wadding - Dexter Street	Pawtucket
43	D.S. George H. Fuller & Son - Front Street	Pawtucket
44A	U.S. Truex - Nye Street	Pawtucket
44B	D.S. Truex - Nye Street	Pawtucket
45	D.S. 36 Freeman Street	Pawtucket
46A	U.S. 86 Harris Street	Pawtucket
46B	D.S. 86 Harris Street	Pawtucket
47	Narragansett Park Drive	Pawtucket
48A	Narragansett Park Drive	Pawtucket
48B	Narragansett Park Drive Bldg. 19 Parking Lot	Pawtucket
49A	U.S. Former Honeywell Sensing & Controls - Narragansett Park Drive	Pawtucket
49B	D.S. Former Honeywell Sensing & Controls - Narragansett Park Drive	Pawtucket
50A	U.S. 95 Grand Ave. - Carter Street	Pawtucket
50B	D.S. 95 Grand Ave. - Carter Street	Pawtucket
51A	U.S. 95 Grand Ave. - Carter Street	Pawtucket
51B	D.S. 95 Grand Ave. - Carter Street	Pawtucket
52A	U.S. New England Linen - Rhode Island Avenue	Pawtucket
52B	D.S. New England Linen - Rhode Island Avenue	Pawtucket
53	Moshassuck Street	Pawtucket
54A	U.S. Darlene Group - Pine Street	Pawtucket
54B	D.S. Darlene Group - Park Place	Pawtucket
60	Mineral Spring Street Before Lorraine	Pawtucket
61	Lorraine Street	Pawtucket
62	484 Mineral Spring	Pawtucket
63	Owen Avenue and Fairlawn Avenue	Pawtucket
64	San Antonio Way	Pawtucket
65	DS Providence Metallizing Grotto Avenue near Pole 16	Pawtucket
66A	U.S. Agar Machining	Pawtucket
66B	D.S. Agar Machining	Pawtucket
67A	U.S. WT Wilson	Pawtucket
67B	D.S. WT Wilson	Pawtucket

**Bucklin Point
Manhole Legend**

<u>Manhole #</u>	<u>Description</u>	<u>City</u>
68A	U.S. Antaya tech. Schofield	Pawtucket
68B	D.S. Antaya Tech. Schofield	Pawtucket
70A	US harris Industries and Conrad Jarvis Mill Building - Conant street	Pawtucket
70B	Outside Harris Industries/Conrad Jarvis Mill Building	Pawtucket
70C	Outside Harris Industries/Conrad Jarvis Mill Building	Pawtucket
70D	DS Harris Industries and Conrad Jarvis Mill Building - Conant Street	Pawtucket
76B	D.S. Madison Cutting Tool - Narragansett Park Drive	Pawtucket
70A	Roosevelt Avenue	Central Falls
70B	Roosevelt Avenue	Central Falls
71	Roosevelt Avenue	Central Falls
72A	U.S. 400 Broad Street	Central Falls
72B	D.S. 400 Broad Street	Central Falls
73A	U.S. Murdock Webbing - Foundry Street	Central Falls
73B	D.S. Murdock Webbing - Foundry Street	Central Falls
74	D.S. Former Liberty Plating (6 Chace) - Chace's Place	Central Falls
75A	U.S. 1193 Broad Street - Hunt Street	Central Falls
75B	D.S. 1193 Broad Street - Hunt Street	Central Falls
90	Davies High School Pump Station (Field's Point)	Lincoln
90A	D.S. CCRI - Old Louisquisset Pike (Field's Point)	Lincoln
90B	U.S. Lincoln Park - Old Louisquisset Pike (Field's Point)	Lincoln
90C	D.S. Lincoln Park - Old Louisquisset Pike (Field's Point)	Lincoln
91	D.S. everyone in the Lincoln Industrial Parks NewEngland Way	Lincoln
92A	U.S. Tanury Industries - New England Way	Lincoln
92B	D.S. Tanury Industries U.S. Chemart Co. - New England Way	Lincoln
92C	D.S. Tanury Industries, Chemart Co. - New England Way	Lincoln
92D	U.S. 1 New England Way	Lincoln
92E	D.S. 1New England Way	Lincoln
93	Wellington Road	Lincoln
94A	U.S. 2 Carol Drive - Carol Drive	Lincoln
94B	D.S. 2 Carol Drive - Carol Drive	Lincoln
94C	U.S. 4 Carol Drive	Lincoln
94D	D.S. 4 Carol Drive	Lincoln
94E	Manhole perpendicular to Carol Drive	Lincoln
95A	U.S. Materion Technical Materials Inc. - Wellington Road	Lincoln
95B	D.S. Materion Technical Materials Inc. U.S. General Cable - Wellington Road	Lincoln
95C	D.S. General Cable, Technical Materials Inc. - Wellington Road	Lincoln
96	D.S. Liquid Blue - Crownmark Drive	Lincoln
97A	U.S. A.T. Cross - George Washington Highway	Lincoln
97B	D.S. A.T. Cross - George Washington Highway	Lincoln
98A	Old River Road	Lincoln
98B	New River Road	Lincoln
99	George Washington Highway Pump Station	Lincoln
100	Septage Receiving Station - manhole downstream of venturi tank	Lincoln
101A	U.S. AAI/Foster Grant - George Washington Highway	Lincoln
101B	D.S. AAI/Foster Grant - George Washington Highway	Lincoln
102A	U.S. Stackbin - Powder Hill Road	Lincoln
102B	D.S. Stackbin Powder Hill Road	Lincoln
103A	U.S. Vital Diagnostics	Lincoln
103B	D.S. Vital Diagnostics	Lincoln
104	D.S. Denison Pharmaceuticals - Powder Hill Road	Lincoln
120A	U.S. 10 Industrial Road	Cumberland
120B	D.S. 10 Industrial Road	Cumberland
120C	D.S. 10 and 20 Industrial Road	Cumberland

**Bucklin Point
Manhole Legend**

<u>Manhole #</u>	<u>Description</u>	<u>City</u>
120D	Driveway at FedEx - Industrial Road	Cumberland
121A	U.S. BVI	Cumberland
121B	D.S. BVI	Cumberland
122A	U.S. Former KIK - Martin Street	Cumberland
122B	D.S. Former KIK, U.S. Environmental Compliance Systems - Martin Street	Cumberland
122C	D.S. 30 Martin Street Mill - Martin Street	Cumberland
123	D.S. 2 Titus Street, Cumberland - Titus Street	Cumberland
124A	D.S. Cintas	Cumberland
124B	U.S. Cintas D.S. Tedor Pharma	Cumberland
124C	U.S. Tedor Pharma	Cumberland
125	D.S. Tiffany - Maple Ridge Drive	Cumberland
126	D.S. HP Services - Scenic View Drive	Cumberland
127A	U.S. PicknPull - Macondray Street	Cumberland
127B	D.S. PicknPull - Macondray Street	Cumberland

<u>Manhole #</u>	<u>Bucklin Point Sanitary Manholes</u>	<u>City</u>
S01	Highland Street	Pawtucket
S02	Sayles Avenue	Pawtucket
S03	Bridal & Suffolk Way	Lincoln
S04	Countryside Drive	Lincoln
S05	Weeden & Lockwood	East Providence
S06	Coyle Avenue	Pawtucket
S07	Overland Avenue	Pawtucket
S08	Floral Park Boulevard	Pawtucket
S09	Legion Drive	Pawtucket
S10	Ridgewood Road	Pawtucket
S11	Don Avenue	East Providence
S12	Jenks Avenue	Central Falls
S13	Erica at Bridle	Lincoln
S14	Overland at Atwood	Pawtucket
S15	Bridle at Erica	Lincoln
S16	Floral Drive at Woodhaven	Pawtucket
S17	Oregon Avenue at Byron Avenue	Pawtucket
S18	Manistee at Miles Avenue	Pawtucket
S19	Burke and Darlingdale	Pawtucket
S20	Darlingdale	Pawtucket
S21	Cameron and Norris	Pawtucket
S22	Buclin Street	Pawtucket
S23	163 West Forest Avenue	Pawtucket
S24	Gates Avenue at Benjamin Street	Pawtucket
S25	Verdon	Pawtucket
S26	85 Maderia Avenue	Central Falls

**Bucklin Point
Manhole Data - 2017**

Manhole #	Date	Cd	Cr	Cu	Pb	Ni	Ag	Zn	CN	pH	O & G	TTO	Other Parameters
B07A	4/27/2017	0.015	0.075	0.020	0.075	0.050	0.025	0.060	0.005	6.9			
B07A	8/10/2017	0.015	0.075	0.026	0.075	0.050	0.025	0.137	0.004	6.9			
B07A	11/30/2017	0.015	0.075	0.142	0.075	0.050	0.025	0.505	0.004	7.3			
B07B	4/27/2017	0.015	0.075	0.020	0.075	0.050	0.025	0.060	0.004	6.8			
B07B	8/10/2017	0.015	0.075	0.023	0.075	0.050	0.025	0.067	0.004	7.0			
B07B	11/30/2017	0.015	0.075	0.093	0.075	0.050	0.025	0.334	0.004	7.7			
B08	6/28/2017	0.015	0.075	0.068	0.075	0.050	0.025	0.232	0.009	7.4			
B08	12/28/2017	0.015	0.075	0.020	0.075	0.050	0.025	0.063	0.004	8.5			
B102B	1/19/2017	0.015	0.075	0.813	0.075	0.050	0.025	0.062	0.004	9.8			
B102B	8/24/2017	0.015	0.075	0.106	0.075	0.050	0.025	0.084	0.005	8.8			
B102B	9/28/2017	0.015	0.075	0.392	0.075	0.050	0.025	0.071	0.007	7.9			
B102B	12/14/2017	0.015	0.075	0.939	0.075	0.050	0.025	0.060	0.005	8.6			
B104	1/19/2017	0.015	0.075	0.022	0.075	0.050	0.025	0.097	0.008	7.8			
B104	6/1/2017	0.015	0.075	0.031	0.075	0.050	0.025	0.615	0.004	7.9			
B104	7/13/2017	0.015	0.075	0.020	0.075	0.050	0.025	0.060	0.008	7.7			
B104	8/24/2017	0.015	0.075	0.020	0.075	0.050	0.025	0.086	0.004	6.6			
B104	9/28/2017	0.015	0.075	0.020	0.075	0.050	0.025	0.060	0.036	7.9			
B104	12/14/2017	0.015	0.075	0.020	0.075	0.050	0.025	0.060	0.005	7.7			
B124A	2/2/2017	0.015	0.075	0.074	0.075	0.050	0.025	0.661	0.005	7.6			
B124A	7/13/2017	0.015	0.075	0.255	0.075	0.050	0.025	0.470	0.009	7.6			
B124B	2/2/2017	0.015	0.075	0.033	0.075	0.050	0.025	0.193	0.005	9.2			
B124B	7/13/2017	0.015	0.116	0.075	0.075	0.050	0.025	0.239	0.008	7.9			
B124C	2/2/2017	0.015	0.075	0.171	0.075	0.050	0.025	0.618	0.007	7.5			
B124C	7/13/2017	0.015	0.075	0.296	0.075	0.050	0.025	0.561	0.009	7.1			
B125	2/2/2017	0.015	0.075	0.048	0.075	0.050	0.040	0.148	0.004	9.0			
B125	7/13/2017	0.015	0.075	0.057	0.075	0.050	0.032	0.092	0.005	8.2			
B125	10/12/2017	0.015	0.075	0.192	0.075	0.050	0.103	0.129	0.004	8.7			
B125	12/14/2017	0.015	0.075	0.119	0.075	0.050	0.069	0.126	0.005	8.5			
B126	2/2/2017	0.015	0.075	0.103	0.075	0.050	0.025	0.594	0.004	8.4			
B126	7/13/2017	0.015	0.075	0.091	0.075	0.050	0.025	0.308	0.006	7.9			
B126	10/12/2017	0.015	0.075	0.125	0.075	0.050	0.025	0.299	0.006	9.0			
B13A	3/2/2017	0.015	0.075	0.043	0.075	0.050	0.025	0.117	0.004	8.5			
B13A	8/10/2017	0.015	0.075	0.065	0.075	0.050	0.025	0.296	0.004	6.4			
B13B	3/2/2017	0.015	0.075	0.173	0.075	0.050	0.025	0.152	0.016	8.1			
B13B	8/10/2017	0.015	0.075	0.049	0.075	0.050	0.025	0.176	0.007	8.2			
B14A	3/2/2017	0.016	0.075	0.596	0.075	0.090	0.025	5.800	0.010	6.5			
B14A	8/10/2017	0.015	0.075	0.944	0.075	0.050	0.025	3.900	0.004	6.3			
B14A	9/7/2017	0.015	0.008	0.215	0.075	0.050	0.025	1.010	0.005	7.5			
B14B	3/2/2017	0.015	0.075	0.349	0.075	0.050	0.025	0.281	0.075	6.8			
B14B	8/10/2017	0.015	0.075	0.531	0.075	0.050	0.025	0.092	0.084	7.5			
B14B	9/7/2017	0.015	0.075	0.376	0.075	0.050	0.025	0.060	0.070	7.3			
B16A	3/2/2017	0.015	0.075	0.020	0.075	0.050	0.025	0.060	0.004	7.1			

**Bucklin Point
Manhole Data - 2017**

Manhole #	Date	Cd	Cr	Cu	Pb	Ni	Ag	Zn	CN	pH	O & G	TTO	Other Parameters
B16A	6/15/2017	0.015	0.075	0.025	0.075	0.050	0.025	0.087	0.004	6.5			
B16A	7/27/2017	0.015	0.075	0.020	0.075	0.050	0.025	0.060	0.004	7.0			
B16A	9/21/2017	0.015	0.075	0.020	0.075	0.050	0.025	0.102	0.004	6.7			
B16B	3/2/2017	0.015	0.075	0.020	0.075	0.050	0.025	0.060	0.004	6.7			
B16B	6/15/2017	0.015	0.075	0.030	0.075	0.050	0.025	0.103	0.004	6.7			
B16B	7/27/2017	0.015	0.075	0.025	0.075	0.050	0.025	0.105	0.004	6.5			
B16B	9/21/2017	0.015	0.075	0.030	0.075	0.050	0.025	0.103	0.004	7.7			
B26A	2/2/2017	0.015	0.075	0.020	0.075	0.050	0.025	0.093	0.011	7.3			
B26A	6/15/2017	0.015	0.075	0.027	0.075	0.050	0.025	0.062	0.010	7.1			
B26A	9/21/2017	0.015	0.075	0.020	0.075	0.050	0.025	0.060	0.013	7.3			
B26A	10/19/2017	0.015	0.075	0.079	0.075	0.050	0.025	0.112	0.008	7.2			
B26B	2/2/2017	0.015	0.075	0.020	0.075	0.050	0.025	0.060	0.013	7.3			
B26B	6/15/2017	0.015	0.075	0.027	0.075	0.050	0.025	0.074	0.007	7.1			
B26B	9/21/2017	0.015	0.075	0.020	0.075	0.050	0.025	0.060	0.013	7.6			
B26B	10/19/2017	0.015	0.075	0.026	0.075	0.050	0.025	0.080	0.007	7.3			
B27A	1/4/2017												No Sample
B27A	8/23/2017												No Sample
B27A	10/11/2017												no sample
B27B	1/5/2017	0.015	0.075	0.023	0.075	0.050	0.025	0.306	0.010	7.5			
B27B	8/24/2017	0.015	0.075	0.035	0.075	0.050	0.025	0.537	0.004	8.5			
B27B	10/12/2017	0.015	0.075	0.032	0.075	0.050	0.025	0.652	0.007	8.1			
B30B	2/13/2017	0.015	0.075	0.033	0.075	0.050	0.025	0.145	0.011	8.5			
B30B	2/16/2017	0.015	0.075	0.026	0.075	0.050	0.025	0.075	0.005	8.1			
B30B	9/21/2017	0.015	0.075	0.167	0.075	0.145	0.025	0.621	0.005	8.1			
B30C	2/13/2017	0.015	0.075	0.055	0.075	0.050	0.025	0.208	0.024	8.1			
B30C	2/16/2017	0.015	0.075	0.053	0.075	0.050	0.025	0.191	0.011	7.2			
B30C	9/21/2017	0.015	0.075	0.054	0.075	0.050	0.025	0.134	0.004	7.4			
B34	5/4/2017	0.015	0.075	0.042	0.075	0.054	0.025	0.083	0.004	7.0			
B34	5/6/2017	0.015	0.075	0.114	0.075	0.151	0.025	0.213	0.004	6.6			
B34	5/11/2017	0.015	0.075	0.038	0.075	0.050	0.025	0.157	0.004	7.0			
B34	6/28/2017	0.015	0.075	0.070	0.075	0.050	0.025	0.281	0.005	7.4			
B34	12/28/2017	0.015	0.075	0.027	0.075	0.050	0.025	0.084	0.005	7.3			
B37B	5/4/2017	0.015	0.075	0.028	0.075	0.172	0.025	0.060	0.013	7.2			
B37B	5/6/2017	0.015	0.997	0.419	0.075	1.010	0.049	0.234	0.015	7.1			
B37B	5/11/2017	0.015	0.075	0.037	0.075	0.077	0.025	0.069	0.008	7.3			
B39A	4/27/2017	0.015	0.075	0.020	0.075	0.050	0.025	0.060	0.004	6.5			
B39A	9/7/2017	0.015	0.075	0.020	0.075	0.050	0.025	0.099	0.004	7.0			
B39A	10/11/2017												no sample
B39B	4/27/2017	0.015	0.418	0.285	0.075	0.050	0.025	0.060	0.004	6.2			
B39B	9/7/2017	0.015	0.660	0.354	0.075	0.055	0.025	0.060	0.004	7.2			
B39B	10/12/2017	0.015	0.075	0.092	0.075	0.050	0.025	0.060	0.005	7.8			
B41A	2/9/2017	0.015	0.075	0.090	0.075	0.050	0.025	0.219	0.004	8.7			

**Bucklin Point
Manhole Data - 2017**

Manhole #	Date	Cd	Cr	Cu	Pb	Ni	Ag	Zn	CN	pH	O & G	TTO	Other Parameters
B41A	2/16/2017	0.015	0.075	0.100	0.075	0.050	0.025	0.304	0.004	8.5			
B41A	7/27/2017	0.015	0.075	0.103	0.075	0.050	0.025	0.203	0.005	8.5			
B41A	10/19/2017	0.015	0.075	0.099	0.075	0.050	0.025	0.161	0.004	7.5			
B41B	2/9/2017	0.015	0.075	0.079	0.075	0.050	0.026	0.210	0.159	7.8			
B41B	2/16/2017	0.015	0.075	0.274	0.075	0.050	0.057	0.726	0.116	11.0			
B41B	7/27/2017	0.015	0.075	0.204	0.075	0.050	0.050	0.587	0.041	8.6			
B41B	10/19/2017	0.015	0.075	0.766	0.214	0.050	0.195	2.746		7.5			
B44A	2/9/2017	0.015	0.075	0.067	0.075	0.050	0.025	0.136	0.005	7.8			
B44A	2/16/2017	0.015	0.075	0.052	0.075	0.050	0.025	0.108	0.004	8.0			
B44A	7/27/2017	0.015	0.075	0.115	0.075	0.050	0.025	0.235	0.005	7.4			
B44A	11/30/2017	0.015	0.075	0.076	0.075	0.050	0.025	0.162	0.004	8.5			
B44B	2/9/2017	0.015	0.075	0.076	0.075	0.050	0.025	0.156	0.005	8.6			
B44B	2/16/2017	0.015	0.075	0.036	0.075	0.050	0.025	0.081	0.008	8.3			
B44B	7/26/2017												No Sample
B44B	11/30/2017	0.015	0.075	0.155	0.075	0.050	0.025	0.588	0.004	7.3			
B47	6/28/2017	0.015	0.075	0.079	0.075	0.050	0.025	0.085	0.020	7.2			
B47	12/28/2017	0.015	0.075	0.062	0.075	0.050	0.025	0.197	0.007	8.3			
B52A	1/5/2017	0.015	0.075	0.094	0.075	0.050	0.025	0.183	0.005	7.7			
B52A	6/15/2017	0.015	0.075	0.034	0.075	0.050	0.025	0.060	0.004	7.2			
B52A	10/19/2017	0.015	0.075	0.073	0.075	0.050	0.025	0.170	0.004	7.3			
B52B	1/5/2017	0.015	0.075	0.041	0.075	0.050	0.025	0.060	0.007	11.1			
B52B	6/15/2017	0.015	0.075	0.081	0.075	0.050	0.025	0.225	0.004	6.4			
B52B	10/19/2017	0.015	0.075	0.045	0.075	0.050	0.025	0.107	0.004	6.7			
B54A	3/30/2017	0.015	0.075	0.051	0.075	0.050	0.025	0.159	0.004	7.8			
B54B	3/30/2017	0.015	0.075	0.053	0.075	0.050	0.025	0.162	0.004	8.0			
B73A	1/5/2017	0.015	0.075	0.058	0.075	0.050	0.025	0.308	0.007	7.0			
B73A	4/27/2017	0.015	0.075	0.043	0.075	0.050	0.025	0.119	0.004	4.8			
B73A	9/7/2017	0.015	0.075	0.039	0.075	0.050	0.025	0.184	0.004	4.1			
B73A	11/30/2017	0.015	0.075	0.100	0.075	0.050	0.025	0.196	0.006	6.1			
B73B	1/5/2017	0.015	0.075	0.048	0.075	0.050	0.025	0.137	0.005	7.8			
B73B	4/27/2017	0.015	0.075	0.041	0.075	0.050	0.025	0.134	0.004	7.0			
B73B	9/7/2017	0.015	0.075	0.071	0.075	0.050	0.025	0.167	0.004	7.1			
B73B	11/30/2017	0.015	0.075	0.069	0.075	0.050	0.025	0.155	0.005	7.1			
B91	5/18/2017	0.015	0.075	0.321	0.075	0.404	0.025	0.142	0.014	7.0			
B91	6/1/2017	0.015	0.179	0.593	0.075	0.606	0.065	0.125	0.049	8.3			
B91	6/28/2017	0.015	0.147	0.610	0.075	0.298	0.042	0.091	0.014	7.5			
B91	11/2/2017	0.015	0.075	0.917	0.075	1.543	0.100	0.082	0.234	7.8			
B91	12/28/2017	0.015	0.075	0.791	0.075	0.604	0.067	0.285	0.057	9.9			
B92A	1/19/2017	0.015	0.075	0.020	0.075	0.050	0.025	0.124	0.005	8.1			
B92A	5/18/2017	0.015	0.075	0.020	0.075	0.050	0.025	0.060	0.005	7.8			
B92A	6/1/2017	0.015	0.075	0.023	0.075	0.050	0.025	0.060	0.005	8.2			
B92A	6/28/2017	0.015	0.075	0.100	0.075	0.050	0.025	0.196	0.005	7.6			

**Bucklin Point
Manhole Data - 2017**

Manhole #	Date	Cd	Cr	Cu	Pb	Ni	Ag	Zn	CN	pH	O & G	TTO	Other Parameters
B92A	11/2/2017	0.015	0.075	0.100	0.075	0.050	0.025	0.113	0.005	7.5			
B92A	12/28/2017	0.015	0.075	0.065	0.075	0.050	0.025	0.557	0.004	8.2			
B92B	1/19/2017	0.015	0.229	0.804	0.075	0.943	0.208	0.086	0.025	8.2			
B92B	5/18/2017	0.015	4.570	79.500	0.075	127.500	0.315	0.940	0.668	8.5			
B92B	6/1/2017	0.015	0.120	0.405	0.075	1.150	0.042	0.060	0.067	8.7			
B92B	6/28/2017	0.015	0.075	0.476	0.075	0.188	0.025	0.135	0.024	6.5			
B92B	11/2/2017	0.015	0.075	0.643	0.075	0.810	0.077	0.060	0.007	7.5			
B92B	12/28/2017	0.015	0.158	1.657	0.075	1.445	0.192	0.220	0.171	7.6			
B92C	1/19/2017	0.015	0.075	0.230	0.075	0.146	0.036	0.130	0.016	7.5			
B92C	6/1/2017	0.015	0.163	0.404	0.075	0.299	0.045	0.269	0.011	6.7			
B92C	6/28/2017	0.015	0.180	1.510	0.075	1.910	0.126	0.060	0.095	7.6			
B92C	11/2/2017	0.015	0.075	0.266	0.075	0.284	0.025	0.089	0.012	6.8			
B92C	12/28/2017	0.015	0.075	0.958	0.075	0.726	0.079	0.338	0.068	9.9			
B92C	5/18/2017	0.015	1.890	29.600	0.075	48.700	0.126	0.599	0.154	7.3			
B95A	3/30/2017	0.015	0.075	0.029	0.075	0.050	0.025	0.887	0.004	7.4			
B95A	8/24/2017	0.015	0.075	0.020	0.075	0.050	0.025	0.060	0.008	6.9			
B95A	9/28/2017	0.015	0.075	0.020	0.075	0.050	0.025	0.074	0.005	7.4			
B95B	3/30/2017	0.015	0.075	0.040	0.075	0.050	0.025	0.552	0.034	7.4			
B95B	5/18/2017	0.015	0.075	0.109	0.075	0.050	0.051	0.107	0.004	7.5			
B95B	8/24/2017	0.015	0.075	0.080	0.075	0.050	0.025	0.114	0.005	7.0			
B95B	9/28/2017	0.015	0.075	0.062	0.075	0.050	0.025	0.095	0.004	7.2			
B95B	11/2/2017	0.015	0.075	0.205	0.075	1.083	0.025	0.121	0.004	7.3			
B95C	3/30/2017	0.015	0.075	0.082	0.075	0.050	0.043	0.761	0.006	7.0			
B95C	5/18/2017	0.015	0.075	0.078	0.075	0.050	0.025	0.095	0.005	7.2			
B95C	9/28/2017	0.015	0.075	0.058	0.075	0.050	0.025	0.088	0.007	7.4			
B95C	11/2/2017	0.015	0.075	0.272	0.075	1.244	0.025	0.152	0.006	7.6			
B96	1/19/2017	0.015	0.075	0.375	0.075	0.050	0.025	0.060	0.005	9.7			
B96	3/30/2017	0.010	0.075	2.590	0.075	0.050	0.025	0.060	0.006	9.5			
B96	6/1/2017	0.015	0.075	0.177	0.075	0.050	0.025	0.061	0.006	9.2			
B96	9/28/2017	0.015	0.075	0.993	0.075	0.050	0.025	0.060	0.006	8.0			
B96	12/14/2017	0.015	0.075	0.838	0.075	0.050	0.025	0.060	0.005	8.6			
BM300010	4/6/2017	0.015	0.075	0.058	0.075	0.050	0.025	0.130	0.005	7.3			
BM300010	4/8/2017	0.015	0.075	0.045	0.075	0.050	0.025	0.096	0.004	7.2			
BM300010	4/13/2017	0.015	0.075	0.314	0.075	0.217	0.025	0.164	0.005	6.8			
BO190013	4/6/2017	0.015	0.145	0.113	0.075	0.190	0.025	0.073	0.004	7.2			
BO190013	4/8/2017	0.015	0.795	0.364	0.075	0.776	0.025	0.140	0.005	7.0			
BO200002	5/4/2017	0.015	0.075	0.038	0.075	0.050	0.025	0.108	0.004	7.5			
BO200002	5/6/2017	0.015	0.075	0.023	0.075	0.050	0.025	0.063	0.004	6.9			
BO200002	5/11/2017	0.015	0.075	0.020	0.075	0.050	0.025	0.060	0.004	7.0			
BP190003	4/6/2017	0.015	0.077	0.088	0.075	0.111	0.025	0.113	0.005	7.3			
BP190003	4/8/2017	0.015	0.075	0.035	0.075	0.050	0.025	0.152	0.004	6.9			

**Bucklin Point
Manhole Data - 2017**

Manhole #	Date	Cd	Cr	Cu	Pb	Ni	Ag	Zn	CN	pH	O & G	TTO	Other Parameters
BP190003	4/13/2017	0.015	0.075	0.112	0.075	0.050	0.025	0.152	0.004	8.0			
BP190003	5/4/2017	0.015	0.075	0.020	0.075	0.050	0.025	0.060	0.004	7.2			
BP190003	5/11/2017	0.015	0.075	0.020	0.075	0.050	0.025	0.060	0.004	7.2			
BP240006	4/6/2017	0.015	0.075	0.064	0.075	0.050	0.025	0.142	0.005	7.2			
BP240006	4/8/2017	0.015	0.075	0.086	0.075	0.050	0.025	0.207	0.004	6.9			
BP240006	4/13/2017	0.015	0.075	0.602	0.075	0.398	0.025	0.469	0.012	7.1			
BP250011	4/6/2017	0.015	0.075	0.020	0.075	0.050	0.025	0.060	0.004	7.2			
BP250011	4/8/2017	0.015	0.075	0.020	0.075	0.050	0.025	0.060	0.004	7.0			
BP250011	4/13/2017	0.015	0.075	0.025	0.075	0.050	0.025	0.063	0.004	6.8			
BQ180005	4/6/2017	0.015	0.075	0.072	0.075	0.050	0.025	0.205	0.010	7.3			
BQ180005	4/8/2017	0.015	0.075	0.027	0.098	0.500	0.025	0.126	0.006	7.1			
BQ180005	4/13/2017	0.015	0.075	0.029	0.075	0.050	0.025	0.060	0.011	6.9			
BQ180005	5/4/2017	0.015	0.075	0.026	0.075	0.050	0.025	0.071	0.009	7.8			
BQ180005	5/11/2017	0.015	0.075	0.020	0.075	0.050	0.025	0.060	0.004	7.2			
BQ190008	4/6/2017	0.015	0.075	0.032	0.075	0.050	0.025	0.092	0.007	7.5			
BQ190008	4/8/2017	0.015	0.075	0.029	0.075	0.050	0.025	0.077	0.006	6.9			
BQ190008	4/13/2017	0.015	0.075	0.153	0.075	0.098	0.025	0.129	0.010	7.1			
BQ190008	5/4/2017	0.015	0.075	0.058	0.075	0.050	0.025	0.131	0.004	7.2			
BQ190008	5/11/2017	0.015	0.075	0.042	0.075	0.050	0.025	0.062	0.004	7.2			
BQ190013	4/13/2017	0.015	0.075	0.027	0.075	0.050	0.025	0.089	0.004	7.1			
BS01	8/24/2017	0.000	0.002	0.051	0.031	0.004	0.000	0.168	0.004	7.1			Mo = 1.723 ppb As = 0.621 ppb Se = <1.00 ppb Sn = <5.00 ug/L BOD = 516.8 ppm Hg = 67.8 ng/L Ammonia = 71.1 ppm Nitrate+Nitrite = <0.1 mg/L TKN = 105 mg N/L Total N = 105 ppm TSS = 596 ppm

**Bucklin Point
Manhole Data - 2017**

Manhole #	Date	Cd	Cr	Cu	Pb	Ni	Ag	Zn	CN	pH	O & G	TTO	Other Parameters
BS02	6/1/2017	0.000	0.001	0.033	0.005	0.002	0.001	0.103	0.004	7.2			Mo = 0.919 ppb As = <0.5 ppb Se = <1.00 ppb Sn = <5.00 ug/L BOD = 217.9 ppm Hg = 33.3 ng/L Ammonia = 19.6 ppm Nitrate+Nitrite = <0.1 mg/L TKN = 33.3 mg N/L Total N = 33.3 ppm TSS = 210 ppm
BS03	3/30/2017	0.000	0.000	0.005	0.001	0.002	0.000	0.035	0.004	7.4			Mo = <0.3 ppb As = <0.50 ppb Se = <1.00 ppb Sn = <5.00 ug/L BOD = 37.1 ppm Hg = 9.89 ng/L Ammonia = 6.88 ppm Nitrate+Nitrite = 1.68 mg/L TKN = 13.1 mg N/L Total N = 14.78 ppm TSS = 52.0 ppm
BS03	9/28/2017	0.000	0.001	0.073	0.122	0.003	0.000	0.122	0.004	7.3			Mo = 0.645 ppb As = <0.5 ppb Se = <1.00 ppb Sn = <5.00 ug/L BOD = 191.8 ppm Hg = 19.8 ng/L Ammonia = 34.6 ppm Nitrate+Nitrite = <0.1 mg/L TKN = 60.0 mg N/L Total N = 60.0 ppm TSS = 188.0 ppm

**Bucklin Point
Manhole Data - 2017**

Manhole #	Date	Cd	Cr	Cu	Pb	Ni	Ag	Zn	CN	pH	O & G	TTO	Other Parameters
BS04	5/18/2017	0.002	0.002	0.018	0.000	0.004	0.001	0.176	0.004	6.8			Mo = 1.369 ppb As = <0.5 ppb Se = <1.00 ppb Sn = <5.00 ug/L BOD = 272.6 ppm Hg = 57.7 ng/L Ammonia = 2.47 ppm Nitrate+Nitrite = 1.78 mg/L TKN = 28.4 mg N/L Total N = 30.17 ppm TSS = 468 ppm
BS04	12/14/2017	0.001	0.001	0.009	0.000	0.001	0.000	0.063	0.005	6.8			Mo = 0.477 ppb As = <0.5 ppb Se = <1.00 ppb Sn = <5.00 ug/L BOD = 144.0 ppm Hg = 9.9 ng/L Ammonia = 7.25 ppm Nitrate+Nitrite = 0.362 mg/L TKN = 18.4 mg N/L Total N = 18.76 ppm TSS = 140 ppm
BS05	2/16/2017	0.000	0.001	0.020	0.001	0.002	0.000	0.090	0.010	8.1			Mo = 0.787 ppb As = 3.456 ppb Se = <1.00 ppb Sn = <5.00 ug/L BOD = 152.2 ppm Hg = 20.3 ng/L Ammonia = 19.9 ppm Nitrate+Nitrite = 0.921 mg/L TKN = 71.00 mg N/L Total N = 71.92 ppm TSS = 55.33 ppm

**Bucklin Point
Manhole Data - 2017**

Manhole #	Date	Cd	Cr	Cu	Pb	Ni	Ag	Zn	CN	pH	O & G	TTO	Other Parameters
BS06	7/27/2017	0.000	0.004	0.100	0.022	0.005	0.000	0.241	0.004	6.7			Mo = 1.57 ppb As = 0.958 ppb Se = <1.00 ppb Sn = <5.00 ug/L BOD = 422.3 ppm Hg = 30.5 ng/L Ammonia = 45 ppm Nitrate+Nitrite = 0.137 mg/L TKN = 69.3 mg N/L Total N = 69.44 ppm TSS = 500 ppm
BS07	9/21/2017	0.000	0.002	0.056	0.011	0.003	0.000	0.204	0.004	7.4			Mo = 1.366 ppb As = 0.649 ppb Se = <1.00 ppb Sn = <5.00 ug/L BOD = 315.6 ppm Hg = 20.1 ng/L Ammonia = 70.2 ppm Nitrate+Nitrite = <0.1 mg/L TKN = 84 mg N/L Total N = 84 ppm TSS = 354 ppm
BS08	8/10/2017	0.000	0.002	0.038	0.009	0.003	0.000	0.091	0.004	7.1			Mo = 0.846 ppb As = 0.665 ppb Se = <1.00 ppb Sn = <5.00 ug/L BOD = 208.5 ppm Hg = 32.6 ng/L Ammonia = 50.5 ppm Nitrate+Nitrite = <0.1 mg/L TKN = 70.3 mg N/L Total N = 70.3 ppm TSS = 89 ppm

**Bucklin Point
Manhole Data - 2017**

Manhole #	Date	Cd	Cr	Cu	Pb	Ni	Ag	Zn	CN	pH	O & G	TTO	Other Parameters
BS09	1/5/2017	0.000	0.001	0.019	0.003	0.001	0.000	0.062	0.005	7.6			Mo = 0.506 ppb As = <0.50 ppb Se = <1.00 ppb Sn = <5.00 ug/L BOD = 158.1 ppm Hg = 33.4 ng/L Ammonia = 13.3 ppm Nitrate+Nitrite = 0.35 mg/L TKN = 19.6 mg N/L Total N = 19.95 ppm TSS = 208.0 ppm
BS10	4/27/2017	0.000	0.003	0.055	0.003	0.009	0.000	0.226	0.004	7.9			Mo = 0.976 ppb As = 0.61 ppb Se = <1.00 ppb Sn = <5.00 ug/L BOD = 330.5 ppm Hg = 28.8 ng/L Ammonia = 48.00 ppm Nitrate+Nitrite = 0.104 mg/L TKN = 82.5 mg N/L Total N = 82.6 ppm TSS = 190 ppm
BS13	1/19/2017	0.000	0.001	0.039	0.003	0.003	0.000	0.185	0.004	8.9			Mo = 0.78 ppb As = 0.84 ppb Se = <1.00 ppb Sn = <5.00 ug/L BOD = 357.7 ppm Hg = 31.7 ng/L Ammonia = 101.0 ppm Nitrate+Nitrite = 0.165 mg/L TKN = 104.0 mg N/L Total N = 104.2 ppm TSS = 59.0 ppm

**Bucklin Point
Manhole Data - 2017**

Manhole #	Date	Cd	Cr	Cu	Pb	Ni	Ag	Zn	CN	pH	O & G	TTO	Other Parameters
BS15	7/13/2017	0.000	0.005	0.026	0.003	0.007	0.000	0.083	0.004	7.3			Mo = 0.609 ppb As = <0.50 ppb Se = <1.00 ppb Sn = <5.00 ug/L BOD = 173.6 ppm Hg = 15.7 ng/L Ammonia = 16.9 ppm Nitrate+Nitrite = <0.1 mg/L TKN = 27.5 mg N/L Total N = 27.5 ppm TSS = 248 ppm
BS16	10/19/2017	0.000	0.001	0.028	0.005	0.003	0.000	0.117	0.004	7.5			Mo = 0.601 ppb As = <0.5ppb Se = <1.00 ppb Sn = <5.00 ug/L BOD = 230.5 ppm Hg = 50.5 ng/L Ammonia = 38.6 ppm Nitrate+Nitrite = <0.1 mg/L TKN =45.8 mg N/L Total N = 45.8 ppm TSS = 176 ppm
BS17	2/2/2017	0.000	0.002	0.029	0.004	0.003	0.000	0.174	0.004	7.1			
BS19	6/15/2017	0.001	0.011	0.204	0.023	0.010	0.001	0.858	0.004	7.1			Mo = 3.843 ppb As = 3.091 ppb Se = 1.833 ppb Sn = <5.00 ug/L BOD = 1604.2 ppm Hg = 24.0 ng/L Ammonia = 112 ppm Nitrate+Nitrite = <0.1 mg/L TKN = 207 mg N/L Total N = 207 ppm TSS = 2813.3 ppm

**Bucklin Point
Manhole Data - 2017**

Manhole #	Date	Cd	Cr	Cu	Pb	Ni	Ag	Zn	CN	pH	O & G	TTO	Other Parameters
BS20	9/7/2017	0.000	0.001	0.020	0.002	0.002	0.000	0.082	0.004	7.2			Mo = 2.167 ppb As = 0.605 ppb Se = <1.00 ppb Sn = <5.00 ug/L BOD = 208.5 ppm Hg = 22.7 ng/L Ammonia = 43.2 ppm Nitrate+Nitrite = <0.1 mg/L TKN = 53.9 mg N/L Total N = 53.9 ppm TSS = 69 ppm
BS23	10/12/2017	0.000	0.003	0.031	0.023	0.002	0.000	0.113	0.004	9.0			Mo = 0.678 ppb As = <0.5 ppb Se = <1.00 ppb Sn = <5.00 ug/L BOD = 154.4 ppm Hg = 50.6 ng/L Ammonia = 25.9 ppm Nitrate+Nitrite = <0.1 mg/L TKN = 36.1 mg N/L Total N = 36.1 ppm TSS = 164 ppm
BS24	3/2/2017	0.001	0.001	0.022	0.003	0.003	0.001	0.074	0.004	7.1			Mo = 0.465 ppb As = <0.50 ppb Se = <1.00 ppb Sn = <5.00 ug/L BOD = 925.5 ppm Hg = 18.2 ng/L Ammonia = 19.7 ppm Nitrate+Nitrite = <0.1 mg/L TKN = 29.4 mg N/L Total N = 29.4 ppm TSS = 89.6 ppm

**Bucklin Point
Manhole Data - 2017**

Manhole #	Date	Cd	Cr	Cu	Pb	Ni	Ag	Zn	CN	pH	O & G	TTO	Other Parameters
BS26	11/30/2017	0.000	0.005	0.077	0.012	0.006	0.000	0.201	0.008	7.4			Mo = 1.07 ppb As = 0.769ppb Se = <1.00 ppb Sn = <5.00 ug/L BOD = 711.9 ppm Hg = 3.17 ng/L Ammonia = 29.9 ppm Nitrate+Nitrite = <0.1 mg/L TKN = 55.7 mg N/L Total N = 55.7 ppm TSS = 142 ppm

ATTACHMENT VOLUME II

SECTION 8

***SUMMARY OF NOTICE OF
VIOLATION LETTERS ISSUED***

***SUMMARY OF NOTICE OF
VIOLATION LETTERS ISSUED***

FIELD'S POINT

Field's Point
Notices of Violation Issued - 2017

User Classification	Category	Company Name	Letter of Deficiency	Failure to Meet Standards User Sample	Failure to Meet Standards NBC Sample	Self Monitoring Compliance Report (SMCR) Not Signed	Self Monitoring Compliance Report (SMCR) Not Submitted	Failure to Submit Compliance Report (Analysis)	Notice of Violations	Failure to Submit pH Monitoring Report	pH Monitoring Report Not Signed	Failure to Immediately Report Violation	Failure to Satisfy NBC Requirements	Failure to Submit Certification of No Discharge	Failure to Pay Permit Fee/Notice of Non-Payment	Average Limit Violation	Failure to Sample All Parameters	Failure to Submit Batch Compliance Report	Failure to Accurately Report Effluent Values	Failure to Analyze for All Required Parameters	Failure to Meet Standards (Manhole)	Failure to Report Pretreatment Equipment Failure	Discharge of Prohibited Material	Failure to Maintain Pretreatment System	Discharging without Permit	Failure to Submit BMP Certification	Totals
3	74	The Library	0	0	0	0	0	0	0	0	0	0	3	0	0	0	0	0	0	0	0	0	0	0	0	0	3
3	85	The Merit, LLC	1	0	0	0	0	0	0	0	0	0	1	0	0	0	0	0	0	0	0	0	0	0	0	0	2
3	85	The Mills Tavern	0	0	0	0	0	0	0	0	0	0	0	0	0	0	0	0	0	0	0	0	0	0	0	0	0
3	81	The Original Italian Bakery, Inc.	0	0	0	0	0	3	0	0	0	0	0	0	0	0	0	0	0	0	0	0	0	0	0	0	3
3	85	The Pizza Gourmet	0	0	0	0	0	0	0	0	0	0	0	0	0	0	0	0	0	0	0	0	0	0	0	0	0
3	74	The Proccaccianti Group	0	0	0	0	0	0	0	0	0	0	0	0	0	0	0	0	0	0	0	0	0	0	0	0	0
3	86	The Providence Center	0	0	0	0	0	0	0	0	0	0	0	0	0	0	0	0	0	0	0	0	0	0	0	0	0
3	86	The Providence Center	0	0	0	0	0	0	0	0	0	0	0	0	0	0	0	0	0	0	0	0	0	0	0	0	0
3	44	The Providence Mint, Inc.	0	0	0	0	1	0	0	0	0	0	0	3	1	0	0	0	0	0	0	0	0	0	0	0	5
3	86	The Providence School Department	0	0	0	0	0	0	0	0	0	0	1	0	0	0	0	0	0	0	0	0	0	0	0	0	1
3	85	The Salted Slate	0	0	0	0	0	0	0	0	0	0	0	0	0	0	0	0	0	0	0	0	0	0	0	0	0
3	74	The Salvation Army	0	0	0	0	0	0	0	0	0	0	0	0	0	0	0	0	0	0	0	0	0	0	0	0	0
3	85	The Sandwich Hut	0	0	0	0	0	0	0	0	0	0	0	0	0	0	0	0	0	0	0	0	0	0	0	0	0
3	85	The Sandwich Shop	0	0	0	0	0	0	0	0	0	1	0	0	0	0	0	0	0	0	0	0	0	0	0	0	1
3	86	The Sharpe Building	0	0	0	0	0	0	0	0	0	0	0	0	0	0	0	0	0	0	0	0	0	0	0	0	0
3	85	The Small Point Cafe	0	0	0	0	0	0	0	0	0	0	0	0	0	0	0	0	0	0	0	0	0	0	0	0	0
3	92	The Soapbox LLC	0	0	0	0	0	0	0	0	0	1	0	0	0	0	0	0	0	0	0	0	0	0	0	0	1
3	74	The Vapor Lounge RI	0	0	0	0	0	0	0	0	0	0	0	0	0	0	0	0	0	0	0	0	0	0	0	0	0
3	85	The Vault Lounge	0	0	0	0	0	0	0	0	0	0	0	0	1	0	0	0	0	0	0	0	0	0	0	0	1
3	92	The Washroom	0	0	0	0	0	0	0	0	0	1	0	1	0	0	0	0	0	0	0	0	0	0	0	0	2
3	85	The Whiskey Republic	0	0	0	0	0	0	0	0	0	0	0	0	0	0	0	0	0	0	0	0	0	0	0	0	0
3	42	Theresa Creations, Inc.	0	0	0	0	1	0	0	0	0	0	0	0	0	0	0	0	0	0	0	0	0	0	0	0	1
3	85	This Guy's Pizza	0	0	0	0	0	0	0	0	0	0	0	0	0	0	0	0	0	0	0	0	0	0	0	0	0
3	94	Thomas S. Mulvey DDS LLC	0	0	0	0	1	0	0	0	0	0	0	0	0	0	0	0	0	0	0	0	0	0	0	0	1
3	85	Three Sisters, LLC	0	0	0	0	0	0	0	0	0	0	2	0	0	0	0	0	0	0	0	0	0	0	0	0	2
3	85	Tienda y Taqueria Puebla	0	0	0	0	0	0	0	0	0	0	0	0	0	0	0	0	0	0	0	0	0	0	0	0	0
3	86	Times 2 Academy	0	0	0	0	0	2	0	0	0	0	0	0	0	0	0	0	0	0	0	0	0	0	0	0	2
3	85	Tokyo Restaurant	1	0	0	0	0	0	0	0	0	0	0	0	0	0	0	0	0	0	0	0	0	0	0	0	1
3	74	Tomato City Pizza (Hartford Avenue)	0	0	0	0	0	0	0	0	0	0	3	0	0	0	0	0	0	0	0	0	0	0	0	0	3
3	85	Tommy's Pizza, Inc.	0	0	0	0	0	0	0	0	0	0	0	0	1	0	0	0	0	0	0	0	0	0	0	0	1
3	85	Tony's Colonial Food	0	0	0	0	0	0	0	0	0	0	0	0	1	0	0	0	0	0	0	0	0	0	0	0	1
3	41	Tool Craft Inc. / Ru-Mart Inc.	0	0	0	0	0	0	0	0	0	0	0	0	0	0	0	0	0	0	0	0	0	0	0	0	0
3	85	Tool Time	0	0	0	0	0	0	0	0	0	0	0	0	0	0	0	0	0	0	0	0	0	0	0	0	0
3	85	Top of the Hill LLC	0	0	0	0	0	0	0	0	0	0	0	0	0	0	0	0	0	0	0	0	0	0	0	0	0
3	74	Torg LLC	0	0	0	0	0	0	0	0	0	0	0	0	0	0	0	0	0	0	0	0	0	0	0	0	0
3	85	Toro	0	0	0	0	0	0	0	0	0	0	0	0	0	0	0	0	0	0	0	0	0	0	0	0	0
3	81	Tortillaria el Quetzal	0	0	0	0	0	2	0	0	0	0	0	0	0	0	0	0	0	0	0	0	0	0	0	0	2
3	27	Tower Manufacturing Corp.	0	0	0	0	0	0	0	0	0	0	0	0	0	0	0	0	0	0	0	0	0	0	0	0	0
3	92	Town Laundry	0	0	0	0	0	0	0	0	0	0	0	0	2	0	0	0	0	0	0	0	0	0	0	0	2
3	84	Town of Johnston	0	0	0	0	0	0	0	0	0	0	0	0	0	0	0	0	0	0	0	0	0	0	0	0	0
3	85	Trattoria Zooma	0	0	0	0	0	0	0	0	0	0	0	0	0	0	0	0	0	0	0	0	0	0	0	0	0
3	97	Travelers Auto Body, Inc.	0	0	0	0	0	1	0	0	0	0	0	0	0	0	0	0	0	0	0	0	0	0	0	0	1
1	11	Tri-Jay Company	0	0	0	0	0	0	3	1	0	0	0	0	0	0	0	0	0	0	0	0	0	0	0	0	4
3	85	Trinity Brewhouse	0	0	0	0	0	0	0	0	0	0	0	0	0	0	0	0	0	0	0	0	0	0	0	0	0
3	85	Trinity Management Co., LLC	0	0	0	0	0	0	0	0	0	0	0	0	0	0	0	0	0	0	0	0	0	0	0	0	0
3	85	Troy, LLC	0	0	0	0	0	0	0	0	0	0	1	0	0	0	0	0	0	0	0	0	0	0	0	0	1
3	85	True Bagels	0	0	0	0	0	0	0	0	0	0	0	0	0	0	0	0	0	0	0	0	0	0	0	0	0
3	85	True Bagels, Inc.	0	0	0	0	0	0	0	0	0	0	0	0	0	0	0	0	0	0	0	0	0	0	0	0	0
3	85	True Bagels, Inc.	0	0	0	0	0	0	0	0	0	0	0	0	0	0	0	0	0	0	0	0	0	0	0	0	0
3	85	Twin's Pizza, Inc.	0	0	0	0	0	0	0	0	0	0	0	0	0	0	0	0	0	0	0	0	0	0	0	0	0
3	85	Two 88 Chinese Restaurant	0	0	0	0	0	0	0	0	0	0	0	0	0	0	0	0	0	0	0	0	0	0	0	0	0
3	92	Two Way Laundromat	0	0	0	0	0	0	0	0	0	0	0	0	0	0	0	0	0	0	0	0	0	0	0	0	0
3	37	U.S. Post Office - VMF	0	2	0	0	1	0	0	0	1	0	0	0	0	0	0	0	0	0	0	0	0	0	0	0	4
3	27	U.S. Postal Service - P&DC	0	0	0	0	0	0	0	0	0	0	0	0	0	0	0	0	0	0	0	0	0	0	0	0	0
3	86	UCAP	0	0	0	0	0	0	0	0	0	0	0	0	0	0	0	0	0	0	0	0	0	0	0	0	0
3	85	UMelt Weybosset, Inc.	0	0	0	0	0	0	0	0	0	0	0	0	0	0	0	0	0	0	0	0	0	0	0	0	0
2	22	Umicore USA, Incorporated	0	0	0	0	0	0	1	0	0	0	0	0	0	0	0	0	0	0	0	0	0	0	0	0	1
3	85	Uncle Tonys Pizza and Pasta	0	0	0	0	0	0	0	0	0	0	0	0	2	0	0	0	0	0	0	0	0	0	0	0	2
3	85	Underground Billiards, LLC	0	0	0	0	0	0	0	0	0	0	0	0	0	0	0	0	0	0	0	0	0	0	0	0	0
1	11	Univer Plating Company	0	0	1	0	0	0	0	2	0	0	0	0	0	0	0	0	0	0	0	0	0	0	0	0	3
2	22	Univar USA, Inc.	0	0	0	0	0	0	0	0	0	0	0	0	0	0	0	0	0	0	0	0	0	0	0	0	0
1	11	Universal Plating Company, Inc.	0	0	0	0	0	0	3	4	10	5	1	0	4	0	0	0	0	0	0	0	0	0	0	0	0
3	41	Universal Shaped Wire	0	0	0	0	0	0	0	0	0	0	0	4	1	0	0	0	0	0	0	0	0	0	0	0	28
3	94	University Foot Center - Smith Street	0	0	0	0	0	0	0	0	0	0	0	0	0	0	0	0	0	0	0	0	0	0	0	0	0
3	95	University of Rhode Island- Shepard Bldg	0	0	0	0	0	0	0	0	0	0	0	0	0	0	0	0	0	0	0	0	0	0	0	0	0
3	85	Uno Of Providence, Inc.	0	0	0	0	0	0	0	0	0	0	0	0	0	0	0	0	0	0	0	0	0	0	0	0	0
3	85	UTGR, Inc.	0	0	0	0	0	0	0	0	0	0	0	0	0	0	0	0	0	0	0	0	0	0	0	0	0
3	99	V. Rustigian Rugs Inc Meeting	1	0	0																						

Field's Point
Notices of Violation Issued - 2017

User Classification	Category	Company Name	Letter of Deficiency	Failure to Meet Standards User Sample	Failure to Meet Standards NBC Sample	Self Monitoring Compliance Report (SMCR) Not Signed	Self Monitoring Compliance Report (SMCR) Not Submitted	Failure to Submit Compliance Report (Analysis)	Notice of pH Violations	Failure to Submit pH Monitoring Report	pH Monitoring Report Not Signed	Failure to Immediately Report Violation	Failure to Satisfy NBC Requirements	Failure to Submit Certification of No Discharge	Failure to Pay Permit Fee/Notice of Non-Payment	Average Limit Violation	Failure to Sample All Parameters	Failure to Submit Batch Compliance Report	Failure to Accurately Report Effluent Values	Failure to Analyze for All Required Parameters	Failure to Meet Standards (Manhole)	Failure to Report Pretreatment Equipment Failure	Discharge of Prohibited Material	Failure to Maintain Pretreatment System	Discharging without Permit	Failure to Submit BMP Certification	Totals
3	27	Verizon	0	0	0	0	1	0	0	0	0	0	0	0	0	0	0	0	0	0	0	0	0	0	0	1	
3	85	Villa Italian Kitchen	0	0	0	0	0	0	0	0	0	0	0	0	0	0	0	0	0	0	0	0	0	0	0	0	
3	85	Village Restaurant Group, LLC	0	0	0	0	0	0	0	0	0	0	0	0	0	0	0	0	0	0	0	0	0	0	0	0	
3	81	Virginia & Spanish Peanut Co.	0	0	0	0	0	0	0	0	0	0	0	0	0	0	0	0	0	0	0	0	0	0	0	0	
3	85	Viva Mexico Cantina	0	0	0	0	0	0	0	0	0	0	0	0	0	0	0	0	0	0	0	0	0	0	0	0	
3	82	V-Mart	1	0	0	0	0	1	0	0	0	0	3	0	0	0	0	0	0	0	0	0	0	0	0	5	
3	92	Volpe Tailoring & Cleaning	0	0	0	0	0	0	0	0	0	0	0	0	0	0	0	0	0	0	0	0	0	0	0	0	
3	85	Walach Enterprises Providence, LLC	0	0	0	0	0	0	0	0	0	0	0	0	0	0	0	0	0	0	0	0	0	0	0	0	
3	97	Walsh's Auto Body and Sales, Inc.	0	0	0	0	1	2	0	0	0	0	1	0	1	0	0	0	0	0	0	0	0	0	0	5	
3	85	Walt's Roast Beef- North Providence	0	0	0	0	0	0	0	0	0	0	0	0	0	0	0	0	0	0	0	0	0	0	0	0	
3	85	WaraWara	0	0	0	0	0	0	0	0	0	0	0	0	0	0	0	0	0	0	0	0	0	0	0	0	
3	93	Warren Jagger Photography, Inc.	0	0	0	0	1	0	0	0	0	0	0	0	0	0	0	0	0	0	0	0	0	0	0	1	
3	81	Warwick Poultry Company Inc.	0	0	0	0	0	0	0	0	0	0	0	0	0	0	0	0	0	0	0	0	0	0	0	0	
3	74	Waterfire Providence	0	0	0	0	1	0	0	0	0	0	0	0	0	0	0	0	0	0	0	0	0	0	0	1	
3	85	Waterman Grill, LLC	0	0	0	0	0	0	0	0	0	0	0	0	0	0	0	0	0	0	0	0	0	0	0	0	
3	92	Waterman Laundromat	0	0	0	0	0	0	0	0	0	0	0	0	0	0	0	0	0	0	0	0	0	0	0	0	
3	86	Webster Avenue School	0	0	0	0	0	0	0	0	0	0	0	0	0	0	0	0	0	0	0	0	0	0	0	0	
3	85	Wendy's International, Inc. (Charles)	0	0	0	0	0	0	0	0	0	0	0	0	0	0	0	0	0	0	0	0	0	0	0	0	
3	85	Wendy's International, Inc. (Eddy)	0	0	0	0	0	0	0	0	0	0	0	0	1	0	0	0	0	0	0	0	0	0	0	1	
3	85	Wendy's International, Inc. (Manton)	0	0	0	0	0	0	0	0	0	0	0	0	0	0	0	0	0	0	0	0	0	0	0	0	
3	85	Weng and Jiang LLC	1	0	0	0	0	0	0	0	0	0	0	0	0	0	0	0	0	0	0	0	0	0	0	1	
3	85	Wes' Rib House	0	0	0	0	0	0	0	0	0	0	0	0	0	0	0	0	0	0	0	0	0	0	0	0	
3	85	West Fountain, LLC	1	0	0	0	0	0	0	0	0	0	0	0	0	0	0	0	0	0	0	0	0	0	0	1	
3	85	West River Cafe, LLC	0	0	0	0	0	0	0	0	0	0	0	0	0	0	0	0	0	0	0	0	0	0	0	0	
3	85	West Side Diner	0	0	0	0	0	0	0	0	0	0	0	0	0	0	0	0	0	0	0	0	0	0	0	0	
3	86	Weybosset Hotel LLC	0	0	0	0	0	0	0	0	0	0	0	0	0	0	0	0	0	0	0	0	0	0	0	0	
3	85	Whisk LLC	0	0	0	0	0	0	0	0	0	0	1	0	0	0	0	0	0	0	0	0	0	0	0	1	
3	82	Whole Foods Market Group, Inc.	0	0	0	0	1	2	0	0	0	0	0	0	0	0	0	0	0	0	0	0	0	0	0	3	
3	82	Whole Foods Market, Inc.	0	3	0	0	3	0	0	0	0	3	0	0	0	0	0	0	0	0	0	0	0	0	0	9	
3	86	Whytebrook Retirement Investors, LLC	1	0	0	0	0	0	0	0	0	0	0	0	0	0	0	0	0	0	0	0	0	0	0	1	
3	74	Wickenden Pub	0	0	0	0	0	0	0	0	0	0	0	0	0	0	0	0	0	0	0	0	0	0	0	0	
3	86	William D'Abate Elementary School	0	0	0	0	0	0	0	0	0	0	0	0	0	0	0	0	0	0	0	0	0	0	0	0	
3	85	Wine & Cheese	0	0	0	0	0	0	0	0	0	0	0	0	0	0	0	0	0	0	0	0	0	0	0	0	
3	74	Wingate At Blackstone Boulevard	0	0	0	0	0	0	0	0	0	0	0	0	0	0	0	0	0	0	0	0	0	0	0	0	
3	90	Women & Infants' Hospital	0	0	0	0	0	0	0	0	0	0	0	0	0	0	0	0	0	0	0	0	0	0	0	0	
3	95	Women and Infants-Kilguss Lab	0	0	0	0	0	0	0	0	0	0	0	0	0	0	0	0	0	0	0	0	0	0	0	0	
3	85	Wong's Kitchen	0	0	0	0	0	0	0	0	0	0	0	0	0	0	0	0	0	0	0	0	0	0	0	0	
3	74	Wow BBQ	0	0	0	0	0	0	0	0	0	0	0	0	1	0	0	0	0	0	0	0	0	0	0	1	
3	41	WVCB	0	0	0	0	0	0	0	0	0	0	0	0	0	0	0	0	0	0	0	0	0	0	0	1	
3	85	Xoyita Tortilleria and Deli	0	0	0	0	0	0	0	0	0	0	0	0	2	0	0	0	0	0	0	0	0	0	0	2	
3	89	Yachi Club Beverages	0	0	0	0	0	0	0	0	0	0	0	0	0	0	0	0	0	0	0	0	0	0	0	0	
3	85	Yang's Restaurant	0	0	0	0	1	3	0	0	0	0	0	0	0	0	0	0	0	0	0	0	0	0	0	4	
3	85	Yan's Cuisine	0	0	0	0	0	0	0	0	0	0	0	0	0	0	0	0	0	0	0	0	0	0	0	0	
3	74	Yawalux Corporation	0	0	0	0	0	0	0	0	0	0	1	0	0	0	0	0	0	0	0	0	0	0	0	1	
3	85	YLD Management Inc	0	0	0	0	0	0	0	0	0	0	0	0	0	0	0	0	0	0	0	0	0	0	0	0	
3	89	YMCA East Side/Mount Hope	0	0	0	0	0	0	0	0	0	0	0	0	0	0	0	0	0	0	0	0	0	0	0	0	
3	85	Yoo Sushi	0	0	0	0	0	0	0	0	0	0	0	0	0	0	0	0	0	0	0	0	0	0	0	0	
3	85	Zale Hospitality, Inc.	0	0	0	0	0	0	0	0	0	0	0	0	0	0	0	0	0	0	0	0	0	0	0	0	
3	74	Zayas Solutions LLC	0	0	0	0	0	0	0	0	0	0	1	0	0	0	0	0	0	0	0	0	0	0	0	1	
3	74	Zoe's Cafe	0	0	0	0	0	0	0	0	0	0	4	0	0	0	0	0	0	0	0	0	0	0	0	4	
3	85	Zona Lounge	0	0	0	0	0	0	0	0	0	0	0	0	0	0	0	0	0	0	0	0	0	0	0	0	
3	94	Zumstein Family Dentistry	0	0	0	0	0	0	0	0	0	0	0	0	0	0	0	0	0	0	0	0	0	0	1	1	
			76	45	12	2	109	195	66	46	1	26	285	47	227	0	1	0	1	1	2	0	0	0	18	1160	

***SUMMARY OF NOTICE OF
VIOLATION LETTERS ISSUED***

BUCKLIN POINT

**Bucklin Point
Notices of Violation Issued - 2017**

User Classification	Category	Company Name	Letter of Deficiency	Failure to Meet Standards User Sample	Failure to Meet Standards NBC Sample	Self Monitoring Compliance Report (SMCR) Not Signed	Self Monitoring Compliance Report (SMCR) Not Submitted	Failure to Submit Compliance Report (Analysis)	Notice of pH Violations	Failure to Submit pH Monitoring Report	pH Monitoring Report Not Signed	Failure to Immediately Report Violation	Failure to Satisfy NBC Requirements	Failure to Submit Certification of No Discharge	Failure to Pay Permit Fee/Notice of Non-Payment	Average Limit Violation	Failure to Sample All Parameters	Failure to Submit Batch Compliance Report	Failure to Accurately Report Effluent Values	Failure to Analyze for All Required Parameters	Failure to Meet Standards (Manhole)	Failure to Report Pretreatment Equipment Failure	Discharge of Prohibited Material	Failure to Maintain Pretreatment System	Discharging without Permit	Failure to Submit BMP Certification	Totals
3	85	Lane Foods, Inc.	0	0	0	0	0	0	0	0	0	0	0	0	0	0	0	0	0	0	0	0	0	0	0	0	
3	92	Langley's Laundromat	0	0	0	0	0	0	0	0	0	0	0	0	0	0	0	0	0	0	0	0	0	0	0	0	0
3	92	Laundromax	0	0	0	0	0	0	0	0	0	0	0	0	0	0	0	0	0	0	0	0	0	0	0	0	0
3	44	Leedon Webbing Co., Inc.	0	0	0	0	0	0	0	0	0	0	0	0	1	0	0	0	0	0	0	0	0	0	0	0	1
3	85	Len's Hot Dog Haven	0	0	0	0	0	0	0	0	0	0	0	0	0	0	0	0	0	0	0	0	0	0	0	0	0
3	74	Lil & Gene's Restaurant	0	0	0	0	0	0	0	0	0	4	0	0	0	0	0	0	0	0	0	0	0	0	0	0	4
3	74	Lil General #30	0	0	0	0	0	0	0	0	0	0	0	0	0	0	0	0	0	0	0	0	0	0	0	0	0
3	85	Lima's Place	0	0	0	0	0	0	0	0	0	0	0	0	1	0	0	0	0	0	0	0	0	0	0	0	1
3	94	Lincoln Animal Hospital	0	0	0	0	0	0	0	0	0	0	0	0	0	0	0	0	0	0	0	0	0	0	0	0	0
3	74	Lincoln Dental Associates	0	0	0	0	0	0	0	0	0	0	0	0	0	0	0	0	0	0	0	0	0	0	0	0	0
3	94	Lincoln Dental Associates, Inc.	0	0	0	0	0	0	0	0	0	0	0	0	0	0	0	0	0	0	0	0	0	0	0	0	0
3	74	Lincoln Development, LLC	0	0	0	0	0	0	0	0	0	0	0	0	0	0	0	0	0	0	0	0	0	0	0	0	0
2	22	Lincoln Fine Ingredients	0	0	2	0	0	0	0	0	0	0	0	0	0	0	0	0	0	0	0	0	0	0	0	0	2
3	96	Lincoln Funeral Home, Inc.	0	0	0	0	0	0	0	0	0	0	0	0	0	0	0	0	0	0	0	0	0	0	0	0	0
3	92	Lincoln Laundromat	0	0	0	0	0	0	0	0	0	0	0	0	0	0	0	0	0	0	0	0	0	0	0	0	0
3	86	Lincoln Senior Center	0	0	0	0	0	0	0	0	0	0	0	0	0	0	0	0	0	0	0	0	0	0	0	0	0
3	74	Lincoln Woods Concessions	0	0	0	0	0	0	0	0	0	0	0	0	0	0	0	0	0	0	0	0	0	0	0	0	0
3	97	Lindbergh Auto Body, Inc.	0	0	0	0	0	1	0	0	0	0	1	0	1	0	0	0	0	0	0	0	0	0	0	0	3
3	94	Lindsay Ciombor Bristin, DMD	0	0	0	0	0	0	0	0	0	0	0	0	0	0	0	0	0	0	0	0	0	0	0	0	0
2	23	Liquid Blue	0	1	0	0	0	0	0	0	0	1	0	0	0	0	0	0	0	0	1	0	0	0	0	0	3
3	85	LLeras Grille LLC	0	0	0	0	0	0	0	0	0	0	0	0	0	0	0	0	0	0	0	0	0	0	0	0	0
3	85	LMP Enterprises	0	0	0	0	0	0	0	0	0	0	0	0	0	0	0	0	0	0	0	0	0	0	0	0	0
3	85	Lonsdale Donuts	0	0	0	0	0	0	0	0	0	0	1	0	0	0	0	0	0	0	0	0	0	0	0	0	1
3	74	Lonsdale Elementary School	0	0	0	0	0	0	0	0	0	0	0	0	0	0	0	0	0	0	0	0	0	0	0	0	0
3	92	Lonsdale Super Wash	0	0	0	0	0	0	0	0	0	0	0	0	0	0	0	0	0	0	0	0	0	0	0	0	0
3	85	LRA Restaurants Inc.	0	0	0	0	0	0	0	0	0	0	0	0	0	0	0	0	0	0	0	0	0	0	0	0	0
3	85	Lucky Chen	0	0	0	0	0	0	0	0	0	0	0	0	0	0	0	0	0	0	0	0	0	0	0	0	0
3	85	Lucky Chen Corp 2	1	0	0	0	0	0	0	0	0	0	0	0	1	0	0	0	0	0	0	0	0	0	0	0	2
3	92	Lucky Laundry	0	0	0	0	0	0	0	0	0	0	0	0	0	0	0	0	0	0	0	0	0	0	0	0	0
3	92	Luxury Dry Cleaners	0	0	0	0	0	0	0	0	0	0	0	0	0	0	0	0	0	0	0	0	0	0	0	0	0
3	94	Lydia A. Klufas, DDS	0	0	0	0	0	0	0	0	0	0	0	0	0	0	0	0	0	0	0	0	0	0	0	1	1
3	85	M & M NY System	0	0	0	0	0	0	0	0	0	0	0	0	0	0	0	0	0	0	0	0	0	0	0	0	0
3	85	Magery, Inc.	0	0	0	0	0	0	0	0	0	0	0	0	1	0	0	0	0	0	0	0	0	0	0	0	1
3	82	Main Street Market, Inc.	0	0	0	0	1	2	0	0	0	0	0	0	0	0	0	0	0	0	0	0	0	0	0	0	3
3	85	Makin Central Inc.	0	0	0	0	0	0	0	0	0	0	0	0	0	0	0	0	0	0	0	0	0	0	0	0	0
3	96	Manning Heffern Inc.	0	0	0	0	0	0	0	0	0	0	0	0	1	0	0	0	0	0	0	0	0	0	0	0	1
3	92	Manville Cleaning Center	0	0	0	0	0	0	0	0	0	0	0	0	4	0	0	0	0	0	0	0	0	0	0	0	4
3	85	Manville Palace Pizza	0	0	0	0	0	0	0	0	0	0	0	0	0	0	0	0	0	0	0	0	0	0	0	0	0
2	22	Maroon Group LLC	0	0	0	0	0	0	0	0	0	0	0	0	0	0	0	0	0	0	0	0	0	0	0	0	0
3	82	Marotta Food Corporation	0	0	0	0	0	0	0	0	0	0	0	0	0	0	0	0	0	0	0	0	0	0	0	0	0
3	85	Martin Bakers, LLC	0	0	0	0	0	0	0	0	0	0	0	0	0	0	0	0	0	0	0	0	0	0	0	0	0
3	42	Masbro Polishing Company, Inc.	0	0	0	0	0	0	0	0	0	0	0	1	0	0	0	0	0	0	0	0	0	0	0	0	1
1	11	Materion Technical Materials, Inc.	0	0	0	0	0	0	0	0	0	0	0	0	0	0	0	0	0	0	0	0	0	0	0	0	0
3	81	Matos Bakery	0	0	0	0	0	0	0	0	0	0	0	0	0	0	0	0	0	0	0	0	0	0	0	0	0
3	85	McDonald's - Armistice Blvd.	0	0	0	0	0	0	0	0	0	0	0	0	0	0	0	0	0	0	0	0	0	0	0	0	0
3	85	McDonald's - Mendon Road	0	0	0	0	0	0	0	0	0	0	0	0	0	0	0	0	0	0	0	0	0	0	0	0	0
3	97	MDB-T LLC	0	0	0	0	1	0	0	0	0	0	0	0	0	0	0	0	0	0	0	0	0	0	0	0	1
3	95	Medcure	0	0	0	0	0	0	0	0	0	0	0	0	0	0	0	0	0	0	0	0	0	0	0	0	0
3	85	Mei King Restaurant	0	0	0	0	0	0	0	0	0	0	0	0	0	0	0	0	0	0	0	0	0	0	0	0	0
3	90	Memorial Hospital of RI	0	0	0	0	0	1	0	0	0	0	0	0	0	0	0	0	0	0	0	0	0	0	0	0	1
3	41	Michael Healy Designs, Inc.	0	0	0	0	0	1	0	1	0	0	0	0	5	0	0	0	0	0	0	0	0	0	0	0	7
3	80	Michael Perri & Sons, Inc.	0	0	0	0	0	0	0	0	0	0	0	0	0	0	0	0	0	0	0	0	0	0	0	0	0
3	81	Michael's Meats	0	2	0	0	1	2	0	0	0	2	1	0	0	0	0	0	0	0	0	0	0	0	0	0	8
3	80	Mid State Sewerage, Inc.	0	0	0	0	0	0	0	0	0	0	0	0	0	0	0	0	0	0	0	0	0	0	0	0	0
3	85	Mineral Enterprises Inc.	0	0	0	0	0	0	0	0	0	0	0	0	0	0	0	0	0	0	0	0	0	0	0	0	0
3	85	Ming Garden, Inc.	0	0	0	0	0	0	0	0	0	0	0	0	0	0	0	0	0	0	0	0	0	0	0	0	0
3	99	Mirror Image	0	0	0	0	1	2	0	0	0	0	0	0	0	0	0	0	0	0	0	0	0	0	0	0	3
3	85	Modern Diner	0	0	0	0	0	0	0	0	0	0	0	0	0	0	0	0	0	0	0	0	0	0	0	0	0
3	85	Montecristo Restaurant	0	0	0	0	0	0	0	0	0	0	0	0	1	0	0	0	0	0	0	0	0	0	0	0	1
3	85	Moon Star Chinese Restaurant	1	0	0	0	0	0	0	0	0	0	0	0	0	0	0	0	0	0	0	0	0	0	0	0	1
3	85	Motown Pizza, LLC	0	0	0	0	0	0	0	0	0	0	0	0	0	0	0	0	0	0	0	0	0	0	0	0	0
3	92	Mr. USA Cleaners	0	0	0	0	0	0	0	0	0	0	0	0	0	0	0	0	0	0	0	0	0	0	0	0	0
3	85	Mulhearn's Pub	0	0	0	0	0	0	0	0	0	0	0	0	0	0	0	0	0	0	0	0	0	0	0	0	0
3	42	Multi-Wall Packaging a Division of ITW	0	0	0	0	0	0	0	0	0	0	0	0	1	0	0	0	0	0	0	0	0	0	0	0	1
2	23	Murdock Webbing Co., Inc.	0	1	0	0	0	0	6	0	0	0	0	0	0	0	0	0	0	0	0	0	0	0	0	0	7
3	85	Murphy's Law	0	0	0	0	0	0	0	0	0	0	2	0	1	0	0	0	0	0	0	0	0	0	0	0	3
3	85	My Daddy's Pizza	1	0	0	0	0	0	0	0	0	0	3	0	2	0	0	0	0	0	0	0	0	0	0	0	6
3	27	Narr. Electric Co.-Vault Op																									

**Bucklin Point
Notices of Violation Issued - 2017**

User Classification	Category	Company Name	Letter of Deficiency	Failure to Meet Standards User Sample	Failure to Meet Standards NBC Sample	Self Monitoring Compliance Report (SMCR) Not Signed	Self Monitoring Compliance Report (SMCR) Not Submitted	Failure to Submit Compliance Report (Analysis)	Notice of pH Violations	Failure to Submit pH Monitoring Report	pH Monitoring Report Not Signed	Failure to Immediately Report Violation	Failure to Satisfy NBC Requirements	Failure to Submit Certification of No Discharge	Failure to Pay Permit Fee/Notice of Non-Payment	Average Limit Violation	Failure to Sample All Parameters	Failure to Submit Batch Compliance Report	Failure to Accurately Report Effluent Values	Failure to Analyze for All Required Parameters	Failure to Meet Standards (Manhole)	Failure to Report Pretreatment Equipment Failure	Discharge of Prohibited Material	Failure to Maintain Pretreatment System	Discharging without Permit	Failure to Submit BMP Certification	Totals
3	94	Russell S. Chin, DDS, Ltd.	0	0	0	0	0	0	0	0	0	0	0	0	0	0	0	0	0	0	0	0	0	0	0	0	
3	74	Rustigian Rugs - Meeting	0	0	0	0	0	0	0	0	0	0	0	0	0	0	0	0	0	0	0	0	0	0	0	0	
3	85	S.P. Donuts	0	0	0	0	0	0	0	0	0	0	1	0	0	0	0	0	0	0	0	0	0	0	0	1	
3	85	Sakis Pizza (Cumberland)	0	0	0	0	0	0	0	0	0	0	0	0	0	0	0	0	0	0	0	0	0	0	0	0	
3	85	Sarkis Hagopian Enterprises LLC	0	0	0	0	0	0	0	0	0	0	0	0	0	0	0	0	0	0	0	0	0	0	0	0	
3	99	Schofield Printing, Inc.	0	0	0	0	0	0	0	0	0	0	0	0	0	0	0	0	0	0	0	0	0	0	0	0	
3	80	Schofield Sanitation	0	0	0	0	0	0	0	0	0	0	0	0	1	0	0	0	0	0	0	0	0	0	0	1	
3	97	School Street Warehouse LLC	0	0	0	0	0	1	0	0	0	0	0	0	0	0	0	0	0	0	0	0	0	0	0	1	
3	80	Scituate Cesspool, Inc.	0	0	0	0	0	0	0	0	0	0	0	0	0	0	0	0	0	0	0	0	0	0	0	0	
3	86	Senior Lifestyle Emerald Bay LP	0	0	0	0	0	0	0	0	0	0	0	0	0	0	0	0	0	0	0	0	0	0	0	0	
3	85	Seven Cray Street Realty Corp	0	0	0	0	0	0	0	0	0	0	0	0	0	0	0	0	0	0	0	0	0	0	0	0	
3	85	Seven Stars Bakery - Newnam Avenue	0	0	0	0	0	0	0	0	0	0	0	0	0	0	0	0	0	0	0	0	0	0	0	0	
3	81	Seven Stars Bakery - Pawtucket	0	0	0	0	0	0	0	0	0	0	0	0	0	0	0	0	0	0	0	0	0	0	0	0	
3	99	Sewrite Embroidery	0	0	0	0	0	2	0	0	0	0	0	0	0	0	0	0	0	0	0	0	0	0	0	2	
3	85	Shanna Country Kitchen	1	0	0	0	0	0	0	0	0	0	0	0	0	0	0	0	0	0	0	0	0	0	0	1	
3	85	Shaydan Inc	0	0	0	0	0	0	0	0	0	0	1	0	0	0	0	0	0	0	0	0	0	0	0	1	
3	85	Shish Kabob	0	0	0	0	0	0	0	0	0	0	0	0	0	0	0	0	0	0	0	0	0	0	0	0	
3	89	Silver Fern Practice LLC	0	0	0	0	0	0	0	0	0	0	0	0	0	0	0	0	0	0	0	0	0	0	0	0	
3	81	Somid LLC	0	0	0	0	1	1	0	0	0	0	0	0	0	0	0	0	0	0	0	0	0	0	0	2	
3	85	SP Donuts, Inc.	0	0	0	0	0	0	0	0	0	0	0	0	0	0	0	0	0	0	0	0	0	0	0	0	
3	92	Sparkle City Laundromat	0	0	0	0	0	0	0	0	0	0	0	0	0	0	0	0	0	0	0	0	0	0	0	0	
3	85	Sparky's Restaurant	0	0	0	0	0	0	0	0	0	0	0	0	1	0	0	0	0	0	0	0	0	0	0	1	
3	85	Sparky's Restaurant	0	0	0	0	0	0	0	0	0	0	0	0	0	0	0	0	0	0	0	0	0	0	0	0	
3	85	SPHOD	0	0	0	0	0	0	0	0	0	0	0	0	0	0	0	0	0	0	0	0	0	0	0	0	
3	92	Spin City Cumberland, LLC	0	0	0	0	0	0	0	0	0	0	0	0	0	0	0	0	0	0	0	0	0	0	0	0	
3	99	Spirit Recognition	0	0	0	0	0	0	0	0	0	0	0	0	0	0	0	0	0	0	0	0	0	0	0	0	
3	85	Splash Snack Bar and Grill	1	0	0	0	0	0	0	0	0	0	0	0	0	0	0	0	0	0	0	0	0	0	0	1	
3	85	Spring House Chinese	0	0	0	0	0	0	0	0	0	0	0	0	0	0	0	0	0	0	0	0	0	0	0	0	
3	74	St. George's Maronite Church	0	0	0	0	0	0	0	0	0	0	0	0	0	0	0	0	0	0	0	0	0	0	0	0	
3	86	St. Raphael Academy - East Building	1	0	0	0	0	0	0	0	0	0	0	0	0	0	0	0	0	0	0	0	0	0	0	1	
3	99	St. Raphael Academy - West Building	1	0	0	0	0	0	0	0	0	0	0	0	0	0	0	0	0	0	0	0	0	0	0	1	
1	11	Stackbin Corporation	0	0	0	0	0	0	0	0	0	0	0	0	0	0	0	0	0	0	0	0	0	0	0	0	
3	85	Starbucks Restaurant-Lincoln Mall	0	0	0	0	0	0	0	0	0	0	0	0	0	0	0	0	0	0	0	0	0	0	0	0	
3	85	Starsani Pizza	0	2	0	0	0	0	0	0	0	0	0	0	0	0	0	0	0	0	0	0	0	0	0	0	
3	82	Stop & Shop Supermarket #704	0	0	0	0	0	0	0	0	0	0	0	0	0	0	0	0	0	0	0	0	0	0	0	2	
3	82	Stop & Shop Supermarket #710	0	1	0	0	0	0	0	0	0	0	0	0	0	0	0	0	0	0	0	0	0	0	0	1	
3	82	Stop & Shop Supermarket #712	0	4	0	0	0	0	0	0	0	0	0	0	0	0	0	0	0	0	0	0	0	0	0	5	
3	99	Suburban Contract Cleaning	0	0	0	0	0	0	0	0	0	0	0	0	0	0	0	0	0	0	0	0	0	0	0	0	
3	85	Subway - Mineral Spring Avenue	0	0	0	0	0	0	0	0	0	0	0	0	3	0	0	0	0	0	0	0	0	0	0	3	
3	85	Subway (North Broadway)	0	0	0	0	0	0	0	0	0	0	0	0	0	0	0	0	0	0	0	0	0	0	0	0	
3	85	Subway 95 Exit 30, LLC	0	0	0	0	0	0	0	0	0	0	0	0	2	0	0	0	0	0	0	0	0	0	0	2	
3	85	Subway Restaurant	0	0	0	0	0	0	0	0	0	0	0	0	0	0	0	0	0	0	0	0	0	0	0	0	
3	85	Subway-Broad Street	0	0	0	0	0	0	0	0	0	0	0	0	2	0	0	0	0	0	0	0	0	0	0	2	
1	11	Summit Manufacturing Corporation	0	0	0	0	3	0	1	3	0	0	0	0	0	1	0	0	0	0	0	0	0	0	0	8	
3	85	Sunoco, Inc. (R&M)	0	0	0	0	0	0	0	0	0	0	0	0	0	0	0	0	0	0	0	0	0	0	0	0	
3	85	Sunshine Creamery	0	0	0	0	0	0	0	0	0	0	0	0	1	0	0	0	0	0	0	0	0	0	0	1	
3	81	Sunshine Market	0	0	0	0	0	0	0	0	0	0	0	0	0	0	0	0	0	0	0	0	0	0	0	0	
3	85	Super Dragon	0	0	0	0	0	0	0	0	0	0	0	0	0	0	0	0	0	0	0	0	0	0	0	0	
3	85	Swades, LLC	0	0	0	0	0	0	0	0	0	0	0	0	0	0	0	0	0	0	0	0	0	0	0	0	
3	92	Swan Cleaners	0	0	0	0	0	0	0	0	0	0	0	0	0	0	0	0	0	0	0	0	0	0	0	0	
3	81	Sweetland Foods, Inc.	0	0	0	0	0	0	0	0	0	0	0	0	0	0	0	0	0	0	0	0	0	0	0	0	
3	42	Swissline Precision, LLC.	0	0	0	0	0	0	0	0	0	0	0	2	0	0	0	0	0	0	0	0	0	0	0	2	
1	11	Tanury Industries	0	3	0	0	0	0	11	0	0	1	1	0	0	0	0	0	0	0	0	0	0	0	0	16	
1	11	Tanury Industries PVD, Inc.	0	0	0	0	0	0	0	0	0	0	0	0	0	0	0	0	0	0	0	0	0	0	0	0	
3	42	Tanya Creations, Inc.	0	0	0	0	0	0	0	0	0	0	0	0	0	0	0	0	0	0	0	0	0	0	0	0	
3	85	Taqueria Lupita	0	0	0	0	0	0	0	0	0	0	0	0	0	0	0	0	0	0	0	0	0	0	0	0	
3	85	Target Corporation - T2073	0	0	0	0	0	0	0	0	0	0	0	0	0	0	0	0	0	0	0	0	0	0	0	0	
2	23	Tastex Corporation	0	0	0	0	0	0	0	0	0	0	0	0	0	0	0	0	0	0	0	0	0	0	0	0	
3	85	Tasting's Wine Bar	0	0	0	0	0	0	0	0	0	0	0	0	1	0	0	0	0	0	0	0	0	0	0	1	
1	14	Tedor Pharma Inc.	0	1	1	0	0	0	0	0	0	0	1	0	0	0	0	0	0	0	0	0	0	0	0	3	
1	11	TeKnicote, Inc.	0	0	0	0	0	0	0	0	0	0	0	0	0	0	0	0	0	0	0	0	0	0	0	0	
3	37	Teknor Apex - Mendon	0	0	0	0	0	0	0	0	0	0	0	0	0	0	0	0	0	0	0	0	0	0	0	0	
2	27	Teknor Apex Co.	1	0	1	0	0	0	0	0	0	0	0	0	0	0	0	0	0	0	0	0	0	0	0	2	
3	23	Tescol Industries, Inc.	0	0	0	0	0	0	0	1	0	0	0	0	0	0	0	0	0	0	0	0	0	0	0	1	
3	97	The Car Store, Inc.	0	0	0	0	1	2	0	0	0	0	1	0	0	0	0	0	0	0	0	0	0	0	0	4	
3	86	The Children's Workshop	0	0	0	0	0	0	0	0	0	0	0	0	0	0	0	0	0	0	0	0	0	0	0	0	
3	21	The Evans Findings Company, Inc.	0	0	0	0	0	0	0	0	0	0	0	0	0	0	0	0	0	0	0	0	0	0	0	0	
3	94	The Family Dentist, Inc.	0	0	0	0	0	0	0	0	0	0	0	0	0	0	0	0	0	0	0	0	0	0	0	0	
3	74	The Hungry Goat's Kitchen	0	0	0	0	0	0	0	0	0	0	2	0	0	0	0	0	0	0	0	0	0	0	0	2	
3	99	The INSCO Group	0	0	0	0																					

**Bucklin Point
Notices of Violation Issued - 2017**

User Classification	Category	Company Name	Letter of Deficiency	Failure to Meet Standards User Sample	Failure to Meet Standards NBC Sample	Self Monitoring Compliance Report (SMCR) Not Signed	Self Monitoring Compliance Report (SMCR) Not Submitted	Failure to Submit Compliance Report (Analysis)	Notice of pH Violations	Failure to Submit pH Monitoring Report	pH Monitoring Report Not Signed	Failure to Immediately Report Violation	Failure to Satisfy NBC Requirements	Failure to Submit Certification of No Discharge	Failure to Pay Permit Fee/Notice of Non-Payment	Average Limit Violation	Failure to Sample All Parameters	Failure to Submit Batch Compliance Report	Failure to Accurately Report Effluent Values	Failure to Analyze for All Required Parameters	Failure to Meet Standards (Manhole)	Failure to Report Pretreatment Equipment Failure	Discharge of Prohibited Material	Failure to Maintain Pretreatment System	Discharging without Permit	Failure to Submit BMP Certification	Totals	
3	74	Tikal Bakery	0	0	0	0	0	0	0	0	0	0	0	0	0	0	0	0	0	0	0	0	0	0	0	0	0	
3	85	Tommy's Lounge	0	0	0	0	0	0	0	0	0	0	0	0	0	0	0	0	0	0	0	0	0	0	0	0	0	0
3	85	Tony's Pizza	0	0	0	0	0	1	0	0	0	0	0	0	0	0	0	0	0	0	0	0	0	0	0	0	1	
3	81	Top Shell LLC	0	0	0	0	0	4	0	0	0	0	0	0	0	0	0	0	0	0	0	0	0	0	0	0	4	
3	85	Torre Corp.	0	0	0	0	0	0	0	0	0	0	0	0	0	0	0	0	0	0	0	0	0	0	0	0	0	
3	80	Torti Services	0	0	0	0	0	0	0	0	0	0	0	0	0	0	0	0	0	0	0	0	0	0	0	0	0	
3	85	Totis Pizza and Grill, Inc.	0	0	0	0	0	0	0	0	0	0	0	0	0	0	0	0	0	0	0	0	0	0	0	0	0	
3	42	Tracey Gear Inc.	0	0	0	0	0	0	0	0	0	0	0	0	0	0	0	0	0	0	0	0	0	0	0	0	0	
3	74	Trinity Management	0	0	0	0	0	0	0	0	0	0	0	0	0	0	0	0	0	0	0	0	0	0	0	0	0	
3	85	Trinity Management LLC	1	0	0	0	0	0	0	0	0	0	0	0	0	0	0	0	0	0	0	0	0	0	0	0	1	
3	85	Trinity Management LLC	0	1	0	0	0	0	0	0	0	0	0	0	0	0	0	0	0	0	0	0	0	0	0	0	1	
1	11	Truex, Inc.	0	0	0	0	0	0	0	0	0	0	0	0	0	0	0	0	0	0	0	0	0	0	0	0	0	
3	85	Underground Hero's Inc.	0	0	0	0	0	0	0	0	0	0	0	0	0	0	0	0	0	0	0	0	0	0	0	0	0	
3	86	United Methodist Elder Care	0	0	0	0	0	0	0	0	0	0	0	0	1	0	0	0	0	0	0	0	0	0	0	0	1	
3	85	United Skates of America	0	0	0	0	0	0	0	0	0	0	0	0	0	0	0	0	0	0	0	0	0	0	0	0	0	
3	94	University Oral & Maxil. - School Street	0	0	0	0	0	1	0	0	0	0	0	0	0	0	0	0	0	0	0	0	0	0	0	0	1	
3	99	V. George Rustigian Rugs, Inc	0	0	0	0	0	0	0	0	0	0	0	0	0	0	0	0	0	0	0	0	0	0	0	0	0	
3	85	Vandelay Ahi	0	0	0	0	0	0	0	0	0	0	0	0	0	0	0	0	0	0	0	0	0	0	0	0	0	
3	27	Verizon - BV	0	0	0	0	0	0	0	0	0	0	0	0	0	0	0	0	0	0	0	0	0	0	0	0	0	
3	85	Village Pizza Inc.	0	0	0	0	0	0	0	0	0	0	0	0	0	0	0	0	0	0	0	0	0	0	0	0	0	
3	24	Village Press	0	0	0	0	0	0	0	0	0	0	0	0	0	0	0	0	0	0	0	0	0	0	0	0	0	
3	85	Village Restaurant, Inc.	0	0	0	0	0	0	0	0	0	0	0	0	1	0	0	0	0	0	0	0	0	0	0	0	1	
3	44	Visual Creations, Inc.	0	0	0	0	0	0	0	0	0	0	0	0	0	0	0	0	0	0	0	0	0	0	0	0	0	
3	99	Vogue Industries LP	0	0	0	0	0	0	0	0	0	0	0	0	0	0	0	0	0	0	0	0	0	0	0	0	0	
3	94	Walter M. Dzialo, DDS	0	0	0	0	0	0	0	0	0	0	0	0	0	0	0	0	0	0	0	0	0	0	0	0	0	
3	94	Walter R. Shaghalian D.M.D.	0	0	0	0	0	0	0	0	0	0	0	0	0	0	0	0	0	0	0	0	0	0	0	0	0	
3	85	Walt's Roast Beef.	0	0	0	0	0	0	0	0	0	0	0	0	0	0	0	0	0	0	0	0	0	0	0	0	0	
3	86	Wannamoisett Country Club	0	0	0	0	0	0	0	0	0	0	0	0	0	0	0	0	0	0	0	0	0	0	0	0	0	
3	26	Wardwell Braiding Machine Company	0	0	0	0	1	0	0	0	0	0	0	0	0	0	0	0	0	0	0	0	0	0	0	0	1	
3	92	Washing Well Laundry	0	0	0	0	0	0	0	0	0	0	0	0	0	0	0	0	0	0	0	0	0	0	0	0	0	
3	97	Water Works Car Wash	0	0	0	0	1	0	0	0	0	0	0	0	2	0	0	0	0	0	0	0	0	0	0	0	3	
3	24	Weeden Street Associates, LLC	0	0	0	0	0	0	0	0	0	0	0	0	0	0	0	0	0	0	0	0	0	0	0	0	0	
3	85	Wendy's (Cottage Street)	0	0	0	0	0	0	0	0	0	0	0	0	0	0	0	0	0	0	0	0	0	0	0	0	0	
3	85	Wendy's International, Inc. (Broad)	0	0	0	0	0	0	0	0	0	0	0	0	0	0	0	0	0	0	0	0	0	0	0	0	0	
3	86	WG Lincoln Place SH, LLC	0	0	0	0	0	0	0	0	0	0	0	0	0	0	0	0	0	0	0	0	0	0	0	0	0	
3	42	Whitner-Higgins Company	0	0	0	0	0	0	0	0	0	0	0	0	0	0	0	0	0	0	0	0	0	0	0	0	0	
3	85	Wildflower Bakery Cafe + Juice Bar	0	0	0	0	0	0	0	0	0	0	0	0	0	0	0	0	0	0	0	0	0	0	0	0	0	
3	81	Wildtree Herbs, Inc.	0	0	0	0	0	0	0	0	0	0	2	0	0	0	0	0	0	0	0	0	0	0	0	0	2	
3	94	William B. Chan DMD	0	0	0	0	0	0	0	0	0	0	0	0	0	0	0	0	0	0	0	0	0	0	0	0	0	
3	94	William Naughton, DDS	0	0	0	0	0	0	0	0	0	0	0	0	0	0	0	0	0	0	0	0	0	0	0	0	0	
3	96	William W. Tripp Funeral Home, Inc.	0	0	0	0	0	0	0	0	0	0	0	0	0	0	0	0	0	0	0	0	0	0	0	0	0	
3	80	Wind River Environmental, LLC	0	0	0	0	0	0	0	0	0	0	0	0	0	0	0	0	0	0	0	0	0	0	0	0	0	
3	81	Xelapan Bakery and Convenience	0	0	0	0	1	1	0	0	0	0	0	0	0	0	0	0	0	0	0	0	0	0	0	0	2	
3	74	YMCA of Pawtucket, Inc.	0	0	0	0	0	0	0	0	0	0	0	0	0	0	0	0	0	0	0	0	0	0	0	0	0	
3	81	Zaccagnini's Pastry Shoppe	0	0	0	0	0	0	0	0	0	0	0	0	1	0	0	0	0	0	0	0	0	0	0	0	1	
3	74	Zayas Solutions LLC	0	0	0	0	0	0	0	0	0	0	1	0	0	0	0	0	0	0	0	0	0	0	0	0	1	
3	42	Zebra Technologies Corporation	0	0	0	0	0	0	0	0	0	0	0	0	0	0	0	0	0	0	0	0	0	0	0	0	0	
			23	26	9	1	49	103	42	32	0	7	84	14	90	7	1	0	0	1	3	0	0	0	0	12	504	

USER CLASSIFICATION
(1) Significant - Categorical
(2) Significant - Non-Categorical
(3) Non-Significant

ATTACHMENT VOLUME II

SECTION 9

***USER LATE REPORTS AND
REQUIREMENTS***

USER LATE REPORTS

FIELD'S POINT

**Field's Point
Late Reports - 2017**

Company Name	Report Type	Location	Month/Year Satisfied	Sample Type	Sample Date	Due Date	Received Date	Days Late
A & F Plating Company	pH	Sample Location # 1	September 2017	Not Applicable	Not Applicable	10/30/2017	10/31/2017	1
Advanced Dental Care	Certification	Dental BMP Certification	November 2017	Grab	11/01/2017	12/30/2017	01/18/2018	19
AI-Jac Produce	Sampling	Sample Location # 1	April 2017	Grab	06/15/2017	05/30/2017	06/27/2017	28
AI-Jac Produce	Sampling	Sample Location # 1	July 2017	Grab	10/06/2017	08/30/2017	10/16/2017	47
AI-Jac Produce	Sampling	Sample Location # 1	October 2017	Grab	12/15/2017	11/30/2017	12/29/2017	29
Alloy Holdings, LLC	Certification	Zero Discharge Certification	February 2017	Not Applicable	Not Applicable	03/30/2017	04/10/2017	11
Aluminum & Copper Recycling, Inc.	Certification	Zero Discharge Certification	April 2017	Grab	04/01/2017	05/30/2017	06/21/2017	22
Alviti Link-All, Inc.	Certification	Zero Discharge Certification	January 2017	Grab	01/30/2017	03/02/2017	03/09/2017	7
Alviti Link-All, Inc.	Certification	Zero Discharge Certification	July 2017	Grab	07/01/2017	08/30/2017	09/25/2017	26
Angelo Inc.	Sampling	Sample Location # 1	August 2017	Grab	11/13/2017	09/30/2017	11/13/2017	44
Angelo Inc.	Sampling	Sample Location # 1	February 2017	Grab	05/03/2017	03/30/2017	09/14/2017	168
Annex Plating	Certification	Zero Discharge Certification	September 2017	Grab	10/31/2017	10/30/2017	10/31/2017	1
Anthony M. Paolucci, DMD, P.C.	Certification	Dental BMP Certification	April 2017	Grab	06/13/2017	05/30/2017	06/19/2017	20
Anthony Paolucci Family Dentists	Certification	Dental BMP Certification	October 2017	Composite	12/11/2017	11/30/2017	12/13/2017	13
Armbrust International, Ltd.	Sampling	Sample Location # 1	November 2017	Composite	11/21/2017	12/30/2017	01/08/2018	9
Armbrust International, Ltd.	Sampling	Sample Location # 1	November 2017	Composite	11/29/2017	12/30/2017	01/08/2018	9
Armbrust International, Ltd.	Sampling	Sample Location # 1	September 2017	Composite	09/14/2017	10/30/2017	11/01/2017	2
Armbrust International, Ltd.	pH	Sample Location # 1	September 2017	Not Applicable	Not Applicable	10/30/2017	11/01/2017	2
AS220	Sampling	Sample Location # 1	April 2017	Grab	04/22/2017	05/30/2017	06/09/2017	10
AS220 - Print Shop	Sampling	Sample Location # 1	April 2017	Grab	04/25/2017	05/30/2017	06/09/2017	10
AS220 - Print Shop	Sampling	Sample Location # 2	April 2017	Grab	04/25/2017	05/30/2017	06/09/2017	10
Aspen Dental	Certification	Dental BMP Certification	December 2017	Grab	12/01/2017	01/30/2018	02/05/2018	6
Atwill-Conroy Providence, LLC	Certification	Dental BMP Certification	April 2017	Grab	04/01/2017	05/30/2017	06/19/2017	20
B. R. Kingston LLC	Sampling	Sample Location # 1	November 2017	Grab	01/16/2018	12/30/2017	01/29/2018	30
Baffoni's Poultry Farm	Sampling	Sample Location # 1	April 2017	Grab	07/14/2017	05/30/2017	08/04/2017	66
Baffoni's Poultry Farm	Sampling	Sample Location # 1	October 2017	Grab	12/08/2017	11/30/2017	01/17/2018	48
Bagel Express	Sampling	Sample Location # 1	January 2017	Grab	04/04/2017	03/02/2017	04/18/2017	47
Bagel Express	Sampling	Sample Location # 1	July 2017	Grab	09/14/2017	08/30/2017	09/25/2017	26
Baker Street Cafe LLC	Sampling	Sample Location # 1	January 2017	Grab	03/22/2017	03/02/2017	05/17/2017	76
Bella's Jewelry	Certification	Zero Discharge Certification	May 2017	Grab	09/14/2017	06/30/2017	09/14/2017	76
Benefit Dental Care, LLC	Certification	Dental BMP Certification	March 2017	Grab	05/16/2017	04/30/2017	05/18/2017	18
Bonollo Provisions Co., Inc.	Sampling	Sample Location # 1	January 2017	Grab	01/03/2017	03/02/2017	03/09/2017	7
Bonollo Provisions Co., Inc.	Sampling	Sample Location # 1	July 2017	Grab	07/06/2017	08/30/2017	09/05/2017	6
Borrelli's Bakery	Sampling	Sample Location # 1	April 2017	Grab	07/18/2017	05/30/2017	07/27/2017	58
Bread Boss LLC	Sampling	Sample Location # 1	October 2017	Grab	11/17/2017	11/30/2017	12/20/2017	20
Bread Unlimited, LLC	Sampling	Sample Location # 1	May 2017	Grab	07/13/2017	06/30/2017	07/27/2017	27
Brittany Motors	Sampling	Sample Location # 1	August 2017	Grab	08/28/2017	09/30/2017	11/07/2017	38
Brittany Motors	Sampling	Sample Location # 1	February 2017	Grab	02/24/2017	03/30/2017	04/05/2017	6
Broad, Inc.	Sampling	Sample Location # 1	April 2017	Grab	05/25/2017	05/30/2017	06/06/2017	7

**Field's Point
Late Reports - 2017**

Company Name	Report Type	Location	Month/Year Satisfied	Sample Type	Sample Date	Due Date	Received Date	Days Late
Broad, Inc.	Sampling	Sample Location # 1	October 2017	Grab	11/21/2017	11/30/2017	12/11/2017	11
Butler Hospital	Sampling	Sample Location # 1	October 2017	Grab	12/12/2017	11/30/2017	01/02/2018	33
Cal's Corner Restaurant	Sampling	Sample Location # 1	May 2017	Grab	05/20/2017	06/30/2017	07/18/2017	18
Cathedral Art Metal Co., Inc.	Sampling	Sample Location # 1	April 2017	Grab	04/19/2017	05/30/2017	06/14/2017	15
Centro America Ditribuidora Supermarket	Sampling	Sample Location # 1	January 2017	Grab	02/14/2017	03/02/2017	03/09/2017	7
Centro America Ditribuidora Supermarket	Sampling	Sample Location # 1	July 2017	Grab	07/14/2017	08/30/2017	09/05/2017	6
Certified Disaster Restoration	pH	Sample Location # 1	April 2017	Not Applicable	Not Applicable	05/30/2017	06/30/2017	31
Certified Disaster Restoration	pH	Sample Location # 1	February 2017	Not Applicable	Not Applicable	03/30/2017	04/12/2017	13
Certified Disaster Restoration	pH	Sample Location # 1	July 2017	Not Applicable	Not Applicable	08/30/2017	09/11/2017	12
Certified Disaster Restoration	pH	Sample Location # 1	June 2017	Not Applicable	Not Applicable	07/30/2017	09/11/2017	43
Certified Disaster Restoration	pH	Sample Location # 1	October 2017	Not Applicable	Not Applicable	11/30/2017	12/12/2017	12
Certified Disaster Restoration	pH	Sample Location # 1	September 2017	Not Applicable	Not Applicable	10/30/2017	12/12/2017	43
Chalkstone Supermarket	Sampling	Sample Location # 1	April 2017	Grab	07/11/2017	05/30/2017	07/26/2017	57
Cibao Supermarket	Sampling	Sample Location # 1	April 2017	Grab	05/12/2017	05/30/2017	06/09/2017	10
Cibao Supermarket	Sampling	Sample Location # 1	April 2017	Grab	06/26/2017	05/30/2017	07/06/2017	37
Cibao Supermarket	Sampling	Sample Location # 1	April 2017	Grab	07/04/2017	05/30/2017	07/19/2017	50
Cibao Supermarket	Sampling	Sample Location # 1	April 2017	Grab	07/11/2017	05/30/2017	07/31/2017	62
Cibao Supermarket	Sampling	Sample Location # 1	April 2017	Grab	07/18/2017	05/30/2017	07/31/2017	62
Cityline Dental	Certification	Dental BMP Certification	December 2017	Grab	12/01/2017	01/30/2018	02/06/2018	7
Comfort Dental	Certification	Dental BMP Certification	April 2017	Composite	06/17/2017	05/30/2017	06/19/2017	20
Community College of RI	Sampling	Sample Location #2	April 2017	Grab	04/10/2017	05/30/2017	06/29/2017	30
Community College of RI	Sampling	Sample Location #2	October 2017	Grab	10/27/2017	11/30/2017	01/11/2018	42
Crisloid, LLC	Sampling	Sample Location # 1	April 2017	Grab	04/01/2017	05/30/2017	06/28/2017	29
Crisloid, LLC	Sampling	Sample Location # 1	July 2017	Grab	07/25/2017	08/30/2017	09/23/2017	24
Crisloid, LLC	Sampling	Sample Location # 1	October 2017	Grab	10/17/2017	11/30/2017	12/19/2017	19
D & D Chrome Plating	Certification	Zero Discharge Certification	September 2017	Not Applicable	Not Applicable	10/30/2017	11/22/2017	23
DAPP Enterprises LLC	Sampling	Sample Location # 1	January 2017	Grab	06/14/2017	03/02/2017	06/28/2017	118
DAPP Enterprises LLC	Sampling	Sample Location # 1	July 2017	Grab	10/29/2017	08/30/2017	11/13/2017	75
David I. Konicov, D.D.S.	Certification	Dental BMP Certification	March 2017	Grab	03/31/2017	04/30/2017	05/08/2017	8
Davies Technical School	Sampling	Sample Location # 2	October 2017	Composite	12/07/2017	11/30/2017	12/07/2017	7
Davies Technical School	Sampling	Sample Location # 1	April 2017	Grab	06/13/2017	05/30/2017	06/16/2017	17
Davies Technical School	Sampling	Sample Location # 2	April 2017	Grab	06/13/2017	05/30/2017	06/16/2017	17
DelGreco Family LLC	Sampling	Sample Location # 1	March 2017	Grab	04/05/2017	04/30/2017	05/02/2017	2
Dent Plus Dental Center	Certification	Dental BMP Certification	October 2017	Composite	12/28/2017	11/30/2017	12/28/2017	28
Dental Associates of RI	Certification	Dental BMP Certification	August 2017	Composite	10/05/2017	09/30/2017	10/05/2017	5
Department of Veterans Affairs Medical Center	Sampling	Sample Location # 4	November 2017	Grab	11/15/2017	12/30/2017	01/16/2018	17
Detroit Collision Center	Sampling	Sample Location # 1	January 2017	Grab	03/06/2017	03/02/2017	03/22/2017	20
DFI-EP, LLC	Sampling	Sample Location # 1	April 2017	Composite	04/30/2017	05/30/2017	06/07/2017	8
DFI-EP, LLC	pH	Sample Location # 1	April 2017	Not Applicable	Not Applicable	05/30/2017	06/07/2017	8

**Field's Point
Late Reports - 2017**

Company Name	Report Type	Location	Month/Year Satisfied	Sample Type	Sample Date	Due Date	Received Date	Days Late
DiFruscia Industries, Inc.	Sampling	Sample Location # 2	July 2017	Composite	08/21/2017	08/30/2017	09/07/2017	8
DiFruscia Industries, Inc.	Sampling	Sample Location # 1	July 2017	Composite	08/21/2017	08/30/2017	09/07/2017	8
DiFruscia Industries, Inc.	Sampling	Sample Location # 1	June 2017	Composite	06/27/2017	07/30/2017	09/07/2017	39
DiFruscia Industries, Inc.	Sampling	Sample Location # 1	June 2017	Composite	07/07/2017	07/30/2017	09/07/2017	39
DiFruscia Industries, Inc.	Sampling	Sample Location # 1	October 2017	Composite	10/23/2017	11/30/2017	12/01/2017	1
DiFruscia Industries, Inc.	Sampling	Sample Location # 2	October 2017	Composite	10/23/2017	11/30/2017	12/01/2017	1
DiFruscia Industries, Inc.	Sampling	Sample Location # 1	September 2017	Composite	09/29/2017	10/30/2017	11/17/2017	18
DiFruscia Industries, Inc.	Sampling	Sample Location # 2	September 2017	Composite	09/29/2017	10/30/2017	11/17/2017	18
DiFruscia Industries, Inc.	Sampling	Sample Location # 2	June 2017	Grab	06/30/2017	07/30/2017	08/01/2017	2
DiFruscia Industries, Inc.	pH	Sample Location # 1	April 2017	Not Applicable	Not Applicable	05/30/2017	05/31/2017	1
DiFruscia Industries, Inc.	pH	Sample Location # 1	August 2017	Not Applicable	Not Applicable	09/30/2017	10/11/2017	11
DiFruscia Industries, Inc.	pH	Sample Location # 1	July 2017	Not Applicable	Not Applicable	08/30/2017	09/07/2017	8
DiFruscia Industries, Inc.	pH	Sample Location # 1	June 2017	Not Applicable	Not Applicable	07/30/2017	08/15/2017	16
DiFruscia Industries, Inc.	pH	Sample Location # 1	November 2017	Not Applicable	Not Applicable	12/30/2017	01/26/2018	27
DiFruscia Industries, Inc.	pH	Sample Location # 1	October 2017	Not Applicable	Not Applicable	11/30/2017	12/01/2017	1
DiFruscia Industries, Inc.	pH	Sample Location # 1	September 2017	Not Applicable	Not Applicable	10/30/2017	11/01/2017	2
E&M Enterprises, LTD	Sampling	Sample Location # 1	June 2017	Composite	06/13/2017	07/30/2017	08/11/2017	12
E&M Enterprises, LTD	Sampling	Sample Location # 2	August 2017	Grab	08/31/2017	09/30/2017	10/17/2017	17
E&M Enterprises, LTD	pH	Sample Location # 1	February 2017	Not Applicable	Not Applicable	03/30/2017	04/11/2017	12
E&M Enterprises, LTD	pH	Sample Location # 1	July 2017	Not Applicable	Not Applicable	08/30/2017	09/07/2017	8
East Coast Screen Printing	Sampling	Sample Location # 1	April 2017	Grab	05/23/2017	05/30/2017	06/05/2017	6
East Coast Screen Printing	Sampling	Sample Location # 1	October 2017	Grab	10/11/2017	11/30/2017	12/21/2017	21
Eastern Screw Company	Sampling	Sample Location # 1	January 2017	Grab	01/31/2017	03/02/2017	03/06/2017	4
Eastern Screw Company	pH	Sample Location # 1	August 2017	Not Applicable	Not Applicable	09/30/2017	10/10/2017	10
Eastern Screw Company	pH	Sample Location # 1	January 2017	Not Applicable	Not Applicable	03/02/2017	03/06/2017	4
Eastern Screw Company	pH	Sample Location # 1	March 2017	Not Applicable	Not Applicable	04/30/2017	05/05/2017	5
El Fogonazo Meat Market	Sampling	Sample Location # 1	January 2017	Grab	03/07/2017	03/02/2017	04/20/2017	49
El Fogonazo Meat Market	Sampling	Sample Location # 1	July 2017	Grab	09/07/2017	08/30/2017	09/15/2017	16
F. Saia Restaurants, Inc. LLC	Sampling	Sample Location # 1	January 2017	Grab	02/16/2017	03/02/2017	04/06/2017	35
F. Saia Restaurants, Inc. LLC	Sampling	Sample Location # 1	July 2017	Grab	07/28/2017	08/30/2017	09/07/2017	8
FedEx Ground Package System, Inc.	Sampling	Sample Location # 1	October 2017	Grab	10/19/2017	11/30/2017	12/08/2017	8
FedEx Ground Package System, Inc.	Sampling	Sample Location # 2	October 2017	Grab	10/19/2017	11/30/2017	12/08/2017	8
Fed-Rick Veal Company	Sampling	Sample Location # 1	April 2017	Grab	06/20/2017	05/30/2017	08/09/2017	71
Fed-Rick Veal Company	Sampling	Sample Location # 1	October 2017	Grab	10/11/2017	11/30/2017	12/14/2017	14
Food Corp	Sampling	Sample Location # 1	January 2017	Grab	01/19/2017	03/02/2017	12/11/2017	284
Food Corp	Sampling	Sample Location # 2	January 2017	Grab	01/19/2017	03/02/2017	12/11/2017	284
Food Corp	Sampling	Sample Location # 1	July 2017	Grab	07/28/2017	08/30/2017	11/20/2017	82
Food Corp	Sampling	Sample Location # 2	July 2017	Grab	07/28/2017	08/30/2017	11/20/2017	82
Galvanique (Johnston)	Certification	Zero Discharge Certification	January 2017	Not Applicable	Not Applicable	03/02/2017	03/20/2017	18

**Field's Point
Late Reports - 2017**

Company Name	Report Type	Location	Month/Year Satisfied	Sample Type	Sample Date	Due Date	Received Date	Days Late
Galvanique (Johnston)	Certification	Zero Discharge Certification	July 2017	Not Applicable	Not Applicable	08/30/2017	09/19/2017	20
Galvanique (Johnston)	Certification	Zero Discharge Certification	March 2017	Not Applicable	Not Applicable	04/30/2017	05/09/2017	9
Galvanique (Johnston)	Certification	Zero Discharge Certification	May 2017	Not Applicable	Not Applicable	06/30/2017	07/11/2017	11
Genesis Marketing Group - Warren Avenue	Certification	Zero Discharge Certification	June 2017	Grab	08/02/2017	07/30/2017	08/02/2017	3
H&S Management, LLC	Sampling	Sample Location # 1	March 2017	Grab	03/17/2017	04/30/2017	05/05/2017	5
H&S Management, LLC	Sampling	Sample Location # 1	September 2017	Grab	11/08/2017	10/30/2017	12/29/2017	60
Hamov- Hotov LLC	Sampling	Sample Location # 1	May 2017	Grab	07/12/2017	06/30/2017	07/12/2017	12
Hillview Auto Body	Sampling	Sample Location # 1	April 2017	Grab	04/25/2017	05/30/2017	06/07/2017	8
Hillview Auto Body	Sampling	Sample Location # 1	July 2017	Grab	07/25/2017	08/30/2017	09/12/2017	13
Ideal Plating & Polishing Co., Inc.	pH	Sample Location # 1	August 2017	Not Applicable	Not Applicable	09/30/2017	10/06/2017	6
Ideal Plating & Polishing Co., Inc.	pH	Sample Location # 1	December 2017	Not Applicable	Not Applicable	01/30/2018	02/05/2018	6
Ideal Plating & Polishing Co., Inc.	pH	Sample Location # 1	July 2017	Not Applicable	Not Applicable	08/30/2017	09/01/2017	2
Ideal Plating & Polishing Co., Inc.	pH	Sample Location # 1	March 2017	Not Applicable	Not Applicable	04/30/2017	05/01/2017	1
Ideal Plating & Polishing Co., Inc.	pH	Sample Location # 1	October 2017	Not Applicable	Not Applicable	11/30/2017	12/07/2017	7
Ideal Plating & Polishing Co., Inc.	pH	Sample Location # 1	September 2017	Not Applicable	Not Applicable	10/30/2017	11/02/2017	3
Imperial Tile & Marble Works Inc.	Sampling	Sample Location # 1	April 2017	Grab	06/13/2017	05/30/2017	06/23/2017	24
Imperial Tile & Marble Works Inc.	Sampling	Sample Location # 1	January 2017	Grab	03/15/2017	03/02/2017	03/29/2017	27
Imperial Tile & Marble Works Inc.	Sampling	Sample Location # 1	July 2017	Grab	09/13/2017	08/30/2017	09/25/2017	26
Imperial Tile & Marble Works Inc.	Sampling	Sample Location # 1	October 2017	Grab	12/12/2017	11/30/2017	12/22/2017	22
Induplate LLC	Sampling	Sample Location # 1	July 2017	Composite	07/24/2017	08/30/2017	08/31/2017	1
Induplate LLC	Sampling	Sample Location # 2	July 2017	Grab	07/24/2017	08/30/2017	08/31/2017	1
Induplate LLC	pH	Sample Location # 1	July 2017	Not Applicable	Not Applicable	08/30/2017	08/31/2017	1
International Insignia Corporation	pH	Sample Location # 1	July 2017	Not Applicable	Not Applicable	08/30/2017	09/01/2017	2
International Insignia Corporation	pH	Sample Location # 1	September 2017	Not Applicable	Not Applicable	10/30/2017	10/31/2017	1
J.T.O. AAMCO, Inc.	Certification	Zero Discharge Certification	June 2017	Grab	06/29/2017	07/30/2017	08/10/2017	11
Janu Two, Inc.	Sampling	Sample Location # 1	April 2017	Grab	07/20/2017	05/30/2017	07/24/2017	55
JC Gorham Co.	Certification	Zero Discharge Certification	April 2017	Not Applicable	Not Applicable	05/30/2017	06/20/2017	21
JC Gorham Co.	Certification	Zero Discharge Certification	February 2017	Not Applicable	Not Applicable	03/30/2017	06/20/2017	82
JC Gorham Co.	Certification	Zero Discharge Certification	January 2017	Not Applicable	Not Applicable	03/02/2017	06/20/2017	110
JC Gorham Co.	Certification	Zero Discharge Certification	March 2017	Not Applicable	Not Applicable	04/30/2017	06/20/2017	51
Jeanette's Bakery	Sampling	Sample Location # 1	October 2017	Grab	11/07/2017	11/30/2017	12/04/2017	4
Johnston Express Wash, LLC	Sampling	Sample Location # 1	January 2017	Grab	01/17/2017	03/02/2017	03/31/2017	29
Johnston Express Wash, LLC	Sampling	Sample Location # 1	July 2017	Grab	07/13/2017	08/30/2017	09/08/2017	9
Johnston Family Dentistry	Certification	Dental BMP Certification	September 2017	Grab	09/01/2017	10/30/2017	11/21/2017	22
JPL Enterprises, LLC	Sampling	Sample Location # 1	October 2017	Grab	11/19/2017	11/30/2017	12/12/2017	12
JTMJ, LLC	Sampling	Sample Location # 1	April 2017	Grab	06/19/2017	05/30/2017	06/27/2017	28
JTMJ, LLC	Sampling	Sample Location # 1	October 2017	Grab	12/15/2017	11/30/2017	12/22/2017	22
Kelly's Car Wash, Inc.	Sampling	Sample Location # 1	April 2017	Grab	04/11/2017	05/30/2017	06/16/2017	17
Ken Rocha Collision, LLC	Sampling	Sample Location # 1	September 2017	Grab	12/12/2017	10/30/2017	12/19/2017	50

**Field's Point
Late Reports - 2017**

Company Name	Report Type	Location	Month/Year Satisfied	Sample Type	Sample Date	Due Date	Received Date	Days Late
Ken Rocha Collision, LLC	Sampling	Sample Location # 1	September 2017	Grab	12/19/2017	10/30/2017	12/28/2017	59
Ken Rocha Collision, LLC	Sampling	Sample Location # 1	September 2017	Grab	12/26/2017	10/30/2017	01/05/2018	67
Ken Rocha Collision, LLC	Sampling	Sample Location # 1	September 2017	Grab	01/02/2018	10/30/2017	01/09/2018	71
Ken Rocha Collision, LLC	Sampling	Sample Location # 1	September 2017	Grab	01/23/2018	10/30/2017	01/30/2018	92
La Poblanita Carniceria Mexicana	Sampling	Sample Location # 1	June 2017	Grab	08/08/2017	07/30/2017	09/12/2017	44
Lawrence P. Stephenson, DDS, Ltd.	Certification	Dental BMP Certification	October 2017	Grab	10/01/2017	11/30/2017	12/20/2017	20
Long Live Beerworks	Sampling	Sample Location # 1	April 2017	Grab	04/17/2017	05/30/2017	06/08/2017	9
Mansolillo, Mansolillo & Mansolillo LLC	Certification	Dental BMP Certification	April 2017	Composite	06/12/2017	05/30/2017	06/12/2017	13
Markos Automotive	Sampling	Sample Location # 1	January 2017	Grab	03/21/2017	03/02/2017	04/11/2017	40
Markos Automotive	Sampling	Sample Location # 1	July 2017	Grab	09/05/2017	08/30/2017	09/25/2017	26
Martin S. Hanoian, DMD, Ltd.	Certification	Dental BMP Certification	October 2017	Composite	01/03/2018	11/30/2017	01/08/2018	39
Maya Bakery	Sampling	Sample Location # 1	April 2017	Grab	05/25/2017	05/30/2017	08/09/2017	71
Maya Bakery	Sampling	Sample Location # 1	October 2017	Grab	12/19/2017	11/30/2017	12/28/2017	28
Mineral Spring Holdings, LLC	Sampling	Sample Location # 1	January 2017	Grab	01/17/2017	03/02/2017	03/31/2017	29
Mineral Spring Holdings, LLC	Sampling	Sample Location # 1	July 2017	Grab	07/14/2017	08/30/2017	09/08/2017	9
Moses Brown School	Sampling	Sample Location # 1	October 2017	Grab	10/24/2017	11/30/2017	12/01/2017	1
Mutual Metals/Mutual Cornell	pH	Sample Location # 1	April 2017	Not Applicable	Not Applicable	05/30/2017	06/12/2017	13
Mutual Metals/Mutual Cornell	pH	Sample Location # 1	August 2017	Not Applicable	Not Applicable	09/30/2017	10/25/2017	25
Mutual Metals/Mutual Cornell	pH	Sample Location # 1	January 2017	Not Applicable	Not Applicable	03/02/2017	03/20/2017	18
Mutual Metals/Mutual Cornell	pH	Sample Location # 1	June 2017	Not Applicable	Not Applicable	07/30/2017	08/02/2017	3
Mutual Metals/Mutual Cornell	pH	Sample Location # 1	November 2017	Not Applicable	Not Applicable	12/30/2017	01/11/2018	12
NC Dental, Inc.	Certification	Dental BMP Certification	January 2017	Grab	01/01/2017	03/02/2017	03/21/2017	19
NGC INC.	Sampling	Sample Location # 1	January 2017	Grab	01/03/2017	03/02/2017	03/30/2017	28
NNC of Rhode Island, Inc.	Sampling	Sample Location # 1	January 2017	Grab	02/21/2017	03/02/2017	03/15/2017	13
NNC of Rhode Island, Inc.	Sampling	Sample Location # 1	July 2017	Grab	07/31/2017	08/30/2017	09/07/2017	8
North Providence Dental Associates	Sampling	Sample Location # 1	July 2017	Grab	07/05/2017	08/30/2017	09/08/2017	9
Nueva San Salvador Bakery, Inc.	Sampling	Sample Location # 1	January 2017	Grab	05/01/2017	03/02/2017	05/15/2017	74
Olga Frey, D.M.D.	Certification	Dental BMP Certification	April 2017	Grab	06/13/2017	05/30/2017	06/15/2017	16
Orbit Energy Rhode Island, LLC.	Sampling	Sample Location # 1	April 2017	Composite	04/30/2017	05/30/2017	05/31/2017	1
Orbit Energy Rhode Island, LLC.	Sampling	Sample Location # 1	January 2017	Composite	01/01/2017	03/02/2017	03/06/2017	4
Orbit Energy Rhode Island, LLC.	pH	Sample Location # 1	April 2017	Not Applicable	Not Applicable	05/30/2017	05/31/2017	1
Orbit Energy Rhode Island, LLC.	pH	Sample Location # 1	January 2017	Not Applicable	Not Applicable	03/02/2017	03/06/2017	4
Panaderia El Paisano	Sampling	Sample Location # 2	April 2017	Grab	05/18/2017	05/30/2017	06/13/2017	14
Panaderia El Paisano	Sampling	Sample Location # 1	July 2017	Grab	08/24/2017	08/30/2017	09/14/2017	15
Panaderia El Quetzal, Inc.	Sampling	Sample Location # 1	April 2017	Grab	07/20/2017	05/30/2017	09/21/2017	114
Perel & Bilder, Inc.	Certification	Dental BMP Certification	November 2017	Composite	01/10/2018	12/30/2017	01/16/2018	17
Pescatore's Seafood, Inc.	Sampling	Sample Location # 1	October 2017	Grab	01/15/2018	11/30/2017	02/01/2018	63
Philip D. Barr, DDS	Certification	Dental BMP Certification	October 2017	Grab	10/01/2017	11/30/2017	12/14/2017	14
Portland Transmission Co.	Certification	Zero Discharge Certification	June 2017	Grab	08/07/2017	07/30/2017	08/07/2017	8

**Field's Point
Late Reports - 2017**

Company Name	Report Type	Location	Month/Year Satisfied	Sample Type	Sample Date	Due Date	Received Date	Days Late
Price Rite	Sampling	Sample Location # 1	November 2017	Grab	12/07/2017	12/30/2017	01/08/2018	9
Prince Enameling Company, Inc.	Certification	Zero Discharge Certification	August 2017	Grab	08/01/2017	09/30/2017	10/10/2017	10
Prospect CharterCARE RWMC, LLC	Sampling	Sample Location # 2	April 2017	Grab	04/30/2017	05/30/2017	06/07/2017	8
Prospect CharterCARE RWMC, LLC	Sampling	Sample Location # 3	April 2017	Grab	04/28/2017	05/30/2017	06/07/2017	8
Prospect CharterCARE RWMC, LLC	Sampling	Sample Location # 4	April 2017	Grab	04/28/2017	05/30/2017	06/07/2017	8
Prospect CharterCARE RWMC, LLC	Sampling	Sample Location # 1	January 2017	Grab	01/31/2017	03/02/2017	03/27/2017	25
Prospect CharterCARE RWMC, LLC	Sampling	Sample Location # 1	July 2017	Grab	07/31/2017	08/30/2017	12/12/2017	104
Prospect CharterCARE RWMC, LLC (Maude)	Sampling	Sample Location # 1	April 2017	Grab	04/28/2017	05/30/2017	06/07/2017	8
Prospect CharterCARE RWMC, LLC (Maude)	Sampling	Sample Location # 2	April 2017	Grab	04/28/2017	05/30/2017	06/07/2017	8
Prospect CharterCARE RWMC, LLC (Maude)	Sampling	Sample Location # 3	April 2017	Grab	04/28/2017	05/30/2017	06/07/2017	8
Prospect CharterCARE RWMC, LLC (Maude)	Sampling	Sample Location # 1	June 2017	Grab	06/01/2017	07/30/2017	08/08/2017	9
Prospect CharterCARE SJHSRI	Sampling	Sample Location # 1	October 2017	Grab	10/23/2017	11/30/2017	12/06/2017	6
Prospect CharterCARE SJHSRI	Sampling	Sample Location # 3	October 2017	Grab	10/23/2017	11/30/2017	12/06/2017	6
Prospect CharterCARE SJHSRI, LLC	Sampling	Sample Location # 1	October 2017	Grab	10/11/2017	11/30/2017	12/06/2017	6
Prospect CharterCARE SJHSRI, LLC	Sampling	Sample Location # 2	October 2017	Grab	10/12/2017	11/30/2017	12/06/2017	6
Prosthodontics	Certification	Dental BMP Certification	April 2017	Composite	06/05/2017	05/30/2017	06/07/2017	8
Providence Career & Technical Academy	Sampling	Sample Location # 1	January 2017	Grab	03/28/2017	03/02/2017	03/29/2017	27
Providence Career & Technical Academy	Sampling	Sample Location # 1	July 2017	Grab	08/08/2017	08/30/2017	09/05/2017	6
Providence College - Hunt-Cavanagh	Sampling	Sample Location # 1	April 2017	Grab	06/22/2017	05/30/2017	07/03/2017	34
Providence College - Hunt-Cavanagh	Sampling	Sample Location # 2	April 2017	Grab	06/22/2017	05/30/2017	07/03/2017	34
Providence College - Hunt-Cavanagh	Sampling	Sample Location # 3	April 2017	Grab	06/22/2017	05/30/2017	07/03/2017	34
Providence College - Hunt-Cavanagh	Sampling	Sample Location # 4	April 2017	Grab	06/22/2017	05/30/2017	07/03/2017	34
Providence College-Power Plant	Sampling	Sample Location # 1	July 2017	Grab	07/31/2017	08/30/2017	09/08/2017	9
Providence College-Power Plant	Sampling	Sample Location # 2	July 2017	Grab	07/31/2017	08/30/2017	09/08/2017	9
Providence Specialty Products	Sampling	Sample Location # 2	October 2017	Composite	10/19/2017	11/30/2017	12/06/2017	6
Providence Specialty Products	Sampling	Sample Location # 1	October 2017	Grab	10/19/2017	11/30/2017	12/06/2017	6
Providence Specialty Products	pH	Sample Location # 1	April 2017	Not Applicable	Not Applicable	05/30/2017	05/31/2017	1
Providence Specialty Products	pH	Sample Location # 2	April 2017	Not Applicable	Not Applicable	05/30/2017	05/31/2017	1
Providence Specialty Products	pH	Sample Location # 1	July 2017	Not Applicable	Not Applicable	08/30/2017	08/31/2017	1
Providence Specialty Products	pH	Sample Location # 2	July 2017	Not Applicable	Not Applicable	08/30/2017	08/31/2017	1
Providence Specialty Products	pH	Sample Location # 1	June 2017	Not Applicable	Not Applicable	07/30/2017	08/04/2017	5
Providence Specialty Products	pH	Sample Location # 2	June 2017	Not Applicable	Not Applicable	07/30/2017	08/04/2017	5
Providence Specialty Products	pH	Sample Location # 1	November 2017	Not Applicable	Not Applicable	12/30/2017	01/02/2018	3
Quality Seafood	Sampling	Sample Location # 1	October 2017	Grab	10/26/2017	11/30/2017	12/11/2017	11
Quality Spraying Technologies	pH	Sample Location # 1	October 2017	Not Applicable	Not Applicable	11/30/2017	12/21/2017	21
R & J Manufacturing Company	Sampling	Sample Location # 1	January 2017	Composite	01/06/2017	03/02/2017	03/27/2017	25
R. Zoppo Corp.	Sampling	Sample Location # 1	October 2017	Grab	10/20/2017	11/30/2017	12/07/2017	7
R.C. Motors Inc.	Sampling	Sample Location # 1	July 2017	Grab	10/05/2017	08/30/2017	10/05/2017	36
R.I. Beef & Veal, Inc	Sampling	Sample Location # 1	April 2017	Grab	05/12/2017	05/30/2017	06/15/2017	16

**Field's Point
Late Reports - 2017**

Company Name	Report Type	Location	Month/Year Satisfied	Sample Type	Sample Date	Due Date	Received Date	Days Late
R.I. Beef & Veal, Inc	Sampling	Sample Location # 1	January 2017	Grab	01/27/2017	03/02/2017	03/20/2017	18
R.I. Beef & Veal, Inc	Sampling	Sample Location # 1	July 2017	Grab	09/07/2017	08/30/2017	09/18/2017	19
R.I. Provision Company	Sampling	Sample Location # 1	August 2017	Grab	10/12/2017	09/30/2017	10/23/2017	23
R.I. Provision Company	Sampling	Sample Location # 1	February 2017	Grab	04/05/2017	03/30/2017	04/11/2017	12
Reyes Food Market	Sampling	Sample Location # 1	April 2017	Grab	06/12/2017	05/30/2017	06/27/2017	28
Rhode Island Chemical Corporation	Certification	Zero Discharge Certification	February 2017	Not Applicable	Not Applicable	03/30/2017	04/24/2017	25
Rhode Island Chemical Corporation	Certification	Zero Discharge Certification	June 2017	Not Applicable	Not Applicable	07/30/2017	08/07/2017	8
Rhode Island Chemical Corporation	Certification	Zero Discharge Certification	November 2017	Not Applicable	Not Applicable	12/30/2017	01/16/2018	17
Rhode Island College - Connection 2	Certification	Zero Discharge Certification	January 2017	Grab	03/27/2017	03/02/2017	03/27/2017	25
Rhode Island College - Connection 2	Certification	Zero Discharge Certification	July 2017	Grab	09/12/2017	08/30/2017	09/15/2017	16
Rhode Island College - Connection 2	Certification	Zero Discharge Certification	March 2017	Grab	05/23/2017	04/30/2017	05/24/2017	24
Rhode Island College - Connection 2	Certification	Zero Discharge Certification	May 2017	Grab	07/21/2017	06/30/2017	07/21/2017	21
Rhode Island College - Connection 2	Certification	Zero Discharge Certification	November 2017	Grab	12/02/2017	12/30/2017	01/16/2018	17
Rhode Island College - Connection 2	Certification	Zero Discharge Certification	September 2017	Grab	10/30/2017	10/30/2017	11/10/2017	11
Rhode Island Convention Center	Sampling	Sample Location # 1	January 2017	Grab	03/29/2017	03/02/2017	05/12/2017	71
Rhode Island Convention Center	Sampling	Sample Location # 1	July 2017	Grab	08/01/2017	08/30/2017	09/06/2017	7
Rhode Island Resource Recovery Corp.	Sampling	Sample Location # 1	December 2017	Composite	12/14/2017	01/30/2018	01/31/2018	1
Rhode Island Resource Recovery Corp.	Sampling	Sample Location # 1	December 2017	Composite	12/20/2017	01/30/2018	01/31/2018	1
Rhode Island Resource Recovery Corp.	pH	Sample Location # 1	December 2017	Not Applicable	Not Applicable	01/30/2018	01/31/2018	1
Ron's Pastry Gourmet	Sampling	Sample Location # 1	April 2017	Grab	06/28/2017	05/30/2017	07/19/2017	50
Rossi's Cold Cuts & Deli	Sampling	Sample Location # 1	March 2017	Grab	05/17/2017	04/30/2017	05/30/2017	30
Rossi's Cold Cuts & Deli	Sampling	Sample Location # 1	September 2017	Grab	12/04/2017	10/30/2017	12/22/2017	53
RVS Mfg. Co.	pH	Sample Location # 1	January 2017	Not Applicable	Not Applicable	03/02/2017	03/08/2017	6
RVS Mfg. Co.	pH	Sample Location # 1	June 2017	Not Applicable	Not Applicable	07/30/2017	08/04/2017	5
RVS Mfg. Co.	pH	Sample Location # 1	October 2017	Not Applicable	Not Applicable	11/30/2017	12/11/2017	11
S.B. Winsor Dairy	Sampling	Sample Location # 1	April 2017	Grab	06/02/2017	05/30/2017	06/22/2017	23
Sage Manufacturing Company, Inc.	Sampling	Sample Location # 1	July 2017	Grab	09/08/2017	08/30/2017	09/20/2017	21
Sal's Bakery	Sampling	Sample Location # 1	April 2017	Grab	06/07/2017	05/30/2017	06/14/2017	15
Sal's Bakery	Sampling	Sample Location # 1	October 2017	Grab	11/07/2017	11/30/2017	12/12/2017	12
Sans Gluten Artisan Bakery	Sampling	Sample Location # 1	April 2017	Grab	06/23/2017	05/30/2017	07/20/2017	51
Shaw's Supermarket Store #7443	Sampling	Sample Location # 1	June 2017	Grab	07/10/2017	07/30/2017	08/02/2017	3
Shaw's Supermarket Store #7443	Sampling	Sample Location # 2	June 2017	Grab	07/10/2017	07/30/2017	08/02/2017	3
Shaw's Supermarket Store #7443	Sampling	Sample Location # 2	September 2017	Grab	11/17/2017	10/30/2017	12/21/2017	52
Speedy Auto Service by Monro	Sampling	Sample Location # 1	January 2017	Grab	01/28/2017	03/02/2017	03/03/2017	1
Stop & Shop Supermarket #703	Sampling	Sample Location # 1	December 2017	Grab	12/20/2017	01/30/2018	01/31/2018	1
Stop & Shop Supermarket #703	Sampling	Sample Location # 2	December 2017	Grab	12/20/2017	01/30/2018	01/31/2018	1
Stop & Shop Supermarket #703	Sampling	Sample Location # 1	June 2017	Grab	06/29/2017	07/30/2017	07/31/2017	1
Stop & Shop Supermarket #703	Sampling	Sample Location # 2	June 2017	Grab	06/29/2017	07/30/2017	07/31/2017	1
Stop & Shop Supermarket #722	Sampling	Sample Location # 1	December 2017	Grab	12/20/2017	01/30/2018	01/31/2018	1

**Field's Point
Late Reports - 2017**

Company Name	Report Type	Location	Month/Year Satisfied	Sample Type	Sample Date	Due Date	Received Date	Days Late
Stop & Shop Supermarket #722	Sampling	Sample Location # 1	June 2017	Grab	06/29/2017	07/30/2017	07/31/2017	1
Stop & Shop Supermarket #724	Sampling	Sample Location # 1	December 2017	Grab	12/20/2017	01/30/2018	01/31/2018	1
Stop & Shop Supermarket #724	Sampling	Sample Location # 1	December 2017	Grab	01/05/2018	01/30/2018	01/31/2018	1
Stop & Shop Supermarket #724	Sampling	Sample Location # 1	December 2017	Grab	01/11/2018	01/30/2018	01/31/2018	1
Stop & Shop Supermarket #724	Sampling	Sample Location # 1	December 2017	Grab	01/17/2018	01/30/2018	01/31/2018	1
Stop & Shop Supermarket #724	Sampling	Sample Location # 1	June 2017	Grab	06/29/2017	07/30/2017	07/31/2017	1
Stop & Shop Supermarket #725	Sampling	Sample Location # 1	December 2017	Grab	12/20/2017	01/30/2018	01/31/2018	1
Stop & Shop Supermarket #725	Sampling	Sample Location # 1	June 2017	Grab	06/29/2017	07/30/2017	07/31/2017	1
Surface Coatings, LLC	Sampling	Sample Location # 1	April 2017	Composite	04/07/2017	05/30/2017	06/13/2017	14
Surface Coatings, LLC	Sampling	Sample Location # 1	August 2017	Composite	08/23/2017	09/30/2017	10/10/2017	10
Surface Coatings, LLC	Sampling	Sample Location # 2	April 2017	Grab	06/05/2017	05/30/2017	06/13/2017	14
Swan Point Cemetery	Sampling	Sample Location # 1	July 2017	Grab	09/11/2017	08/30/2017	09/18/2017	19
Swash Autowash, LLC	Sampling	Sample Location # 1	January 2017	Grab	01/27/2017	03/02/2017	04/03/2017	32
SWG Promotions, LLC	Sampling	Sample Location # 1	April 2017	Grab	07/10/2017	05/30/2017	07/17/2017	48
SWG Promotions, LLC	Sampling	Sample Location # 1	October 2017	Grab	12/28/2017	11/30/2017	01/12/2018	43
Tedesco's Sausage Shop	Sampling	Sample Location # 1	April 2017	Grab	05/31/2017	05/30/2017	07/17/2017	48
Tenares Supermarket	Sampling	Sample Location # 2	March 2017	Grab	08/16/2017	04/30/2017	09/14/2017	137
The Abbey	Sampling	Sample Location # 1	May 2017	Grab	07/07/2017	06/30/2017	07/24/2017	24
The Abbey	Sampling	Sample Location # 1	November 2017	Grab	01/16/2018	12/30/2017	01/23/2018	24
The Aesthetic Dental Studio of RI	Certification	Dental BMP Certification	January 2017	Composite	04/12/2017	03/02/2017	04/12/2017	41
The Original Italian Bakery, Inc.	Sampling	Sample Location # 1	October 2017	Grab	11/08/2017	11/30/2017	01/02/2018	33
The Providence Mint, Inc.	Certification	Zero Discharge Certification	June 2017	Grab	06/30/2017	07/30/2017	11/22/2017	115
Theresa Creations, Inc.	Certification	Zero Discharge Certification	June 2017	Grab	08/03/2017	07/30/2017	08/04/2017	5
Thomas S. Mulvey DDS LLC	Certification	Dental BMP Certification	August 2017	Grab	08/01/2017	09/30/2017	10/10/2017	10
Times 2 Academy	Sampling	Sample Location # 1	April 2017	Grab	05/12/2017	05/30/2017	06/13/2017	14
Times 2 Academy	Sampling	Sample Location # 1	October 2017	Grab	12/18/2017	11/30/2017	01/12/2018	43
Tortilleria el Quetzal	Sampling	Sample Location # 1	April 2017	Grab	05/15/2017	05/30/2017	06/06/2017	7
Tortilleria el Quetzal	Sampling	Sample Location # 1	October 2017	Grab	11/29/2017	11/30/2017	12/26/2017	26
Tower Manufacturing Corp.	pH	Sample Location # 1	April 2017	Not Applicable	Not Applicable	05/30/2017	05/31/2017	1
Tower Manufacturing Corp.	pH	Sample Location # 1	July 2017	Not Applicable	Not Applicable	08/30/2017	08/31/2017	1
Tower Manufacturing Corp.	pH	Sample Location # 1	June 2017	Not Applicable	Not Applicable	07/30/2017	07/31/2017	1
Travelers Auto Body, Inc.	Sampling	Sample Location # 1	April 2017	Grab	06/05/2017	05/30/2017	06/12/2017	13
U.S. Post Office - VMF	Sampling	Sample Location # 1	January 2017	Grab	01/17/2017	03/02/2017	03/22/2017	20
Umicore Thin Film Products	pH	Sample Location # 1	September 2017	Not Applicable	Not Applicable	10/30/2017	11/03/2017	4
Umicore Thin Film Products	pH	Sample Location # 2	September 2017	Not Applicable	Not Applicable	10/30/2017	11/03/2017	4
Umicore Thin Film Products	pH	Sample Location # 3	September 2017	Not Applicable	Not Applicable	10/30/2017	11/03/2017	4
Unique Plating Company	pH	Sample Location # 1	July 2017	Not Applicable	Not Applicable	08/30/2017	09/05/2017	6
Univar USA, Inc.	pH	Sample Location # 1	January 2017	Not Applicable	Not Applicable	03/02/2017	03/13/2017	11
Universal Plating Company, Inc.	Sampling	Sample Location # 1	February 2017	Composite	02/16/2017	03/30/2017	04/24/2017	25

**Field's Point
Late Reports - 2017**

Company Name	Report Type	Location	Month/Year Satisfied	Sample Type	Sample Date	Due Date	Received Date	Days Late
Universal Plating Company, Inc.	Sampling	Sample Location # 1	June 2017	Composite	06/21/2017	07/30/2017	08/23/2017	24
Universal Plating Company, Inc.	Sampling	Sample Location # 1	October 2017	Composite	10/12/2017	11/30/2017	12/26/2017	26
Universal Plating Company, Inc.	Sampling	Sample Location # 1	April 2017	Grab	04/17/2017	05/30/2017	06/20/2017	21
Universal Plating Company, Inc.	Sampling	Sample Location # 1	August 2017	Grab	08/24/2017	09/30/2017	10/25/2017	25
Universal Plating Company, Inc.	pH	Sample Location # 1	April 2017	Not Applicable	Not Applicable	05/30/2017	06/20/2017	21
Universal Plating Company, Inc.	pH	Sample Location # 1	August 2017	Not Applicable	Not Applicable	09/30/2017	10/25/2017	25
Universal Plating Company, Inc.	pH	Sample Location # 1	February 2017	Not Applicable	Not Applicable	03/30/2017	04/24/2017	25
Universal Plating Company, Inc.	pH	Sample Location # 1	January 2017	Not Applicable	Not Applicable	03/02/2017	03/24/2017	22
Universal Plating Company, Inc.	pH	Sample Location # 1	July 2017	Not Applicable	Not Applicable	08/30/2017	09/26/2017	27
Universal Plating Company, Inc.	pH	Sample Location # 1	June 2017	Not Applicable	Not Applicable	07/30/2017	08/23/2017	24
Universal Plating Company, Inc.	pH	Sample Location # 1	March 2017	Not Applicable	Not Applicable	04/30/2017	05/25/2017	25
Universal Plating Company, Inc.	pH	Sample Location # 1	May 2017	Not Applicable	Not Applicable	06/30/2017	07/26/2017	26
Universal Plating Company, Inc.	pH	Sample Location # 1	November 2017	Not Applicable	Not Applicable	12/30/2017	01/22/2018	23
Universal Plating Company, Inc.	pH	Sample Location # 1	October 2017	Not Applicable	Not Applicable	11/30/2017	12/26/2017	26
Universal Plating Company, Inc.	pH	Sample Location # 1	September 2017	Not Applicable	Not Applicable	10/30/2017	11/22/2017	23
Universal Shaped Wire	pH	Sample Location # 1	April 2017	Not Applicable	Not Applicable	05/30/2017	06/29/2017	30
Universal Shaped Wire	pH	Sample Location # 1	July 2017	Not Applicable	Not Applicable	08/30/2017	09/01/2017	2
Universal Shaped Wire	pH	Sample Location # 1	March 2017	Not Applicable	Not Applicable	04/30/2017	05/04/2017	4
Universal Shaped Wire	pH	Sample Location # 1	May 2017	Not Applicable	Not Applicable	06/30/2017	07/07/2017	7
VB Pizza, LLC	Sampling	Sample Location # 1	April 2017	Grab	05/23/2017	05/30/2017	06/12/2017	13
V-Mart	Sampling	Sample Location # 1	April 2017	Grab	04/19/2017	05/30/2017	06/19/2017	20
V-Mart	Sampling	Sample Location # 1	October 2017	Grab	10/23/2017	11/30/2017	12/14/2017	14
Walsh's Auto Body and Sales, Inc.	Sampling	Sample Location # 1	January 2017	Grab	03/15/2017	03/02/2017	03/31/2017	29
Walsh's Auto Body and Sales, Inc.	Sampling	Sample Location # 1	July 2017	Grab	09/14/2017	08/30/2017	09/25/2017	26
Warren Jagger Photography, Inc.	Sampling	Sample Location # 1	July 2017	Composite	09/25/2017	08/30/2017	09/25/2017	26
Waterfire Providence	Sampling	Sample Location # 1	September 2017	Grab	10/12/2017	10/30/2017	11/01/2017	2
Whole Foods Market Group, Inc.	Sampling	Sample Location # 1	April 2017	Grab	06/13/2017	05/30/2017	06/30/2017	31
Whole Foods Market Group, Inc.	Sampling	Sample Location # 1	July 2017	Grab	07/31/2017	08/30/2017	09/21/2017	22
Whole Foods Market Group, Inc.	Sampling	Sample Location # 1	October 2017	Grab	12/29/2017	11/30/2017	02/01/2018	63
Whole Foods Market, Inc.	Sampling	Sample Location # 1	July 2017	Grab	10/24/2017	08/30/2017	11/13/2017	75
Ximedita	Sampling	Sample Location # 1	November 2017	Grab	12/14/2017	12/30/2017	01/08/2018	9
Ximedita	Sampling	Sample Location # 2	November 2017	Grab	12/14/2017	12/30/2017	01/08/2018	9
Ximedita	Sampling	Sample Location # 3	November 2017	Grab	12/14/2017	12/30/2017	01/08/2018	9
Yang's Restaurant	Sampling	Sample Location # 1	April 2017	Grab	06/06/2017	05/30/2017	07/13/2017	44
Yang's Restaurant	Sampling	Sample Location # 1	October 2017	Grab	12/14/2017	11/30/2017	12/27/2017	27

USER REQUIREMENTS

FIELD'S POINT

**Field's Point
User Requirements - 2017**

Company Name	Submittal	Issue Date	Due Date	Received Date	Days Late
144 Benefit Street Associates	Permit Application	08/25/2017	09/25/2017	10/05/2017	10
334 South Water Inc.	Permit Application	03/17/2017	04/17/2017	08/15/2017	120
334 South Water Inc.	Permit Application	08/31/2017	09/08/2017	09/11/2017	3
383 Corp.	Permit Application	11/03/2017	12/01/2017	11/20/2017	0
401 Pizza, Inc.	Install Pretreatment System	08/15/2017	08/31/2017	09/11/2017	11
401 Pizza, Inc.	Other	03/27/2017	04/21/2017	06/14/2017	54
50 Weybosset Holdings, LLC	Permit Application	04/21/2017	05/19/2017	05/17/2017	0
7-Eleven (Charles Street)	Permit Application	05/30/2017	06/26/2017	08/29/2017	64
7-Eleven Inc. (Atwells)	Permit Application	09/29/2017	10/27/2017	11/20/2017	24
A & F Plating Company	Other	06/21/2017	07/30/2017	07/19/2017	0
A. Harrison & Company, Inc.	Permit Application	12/07/2017	01/09/2018	01/08/2018	0
A.A. Mariani Funeral/Carriage	Permit Application	03/07/2017	04/04/2017	05/12/2017	38
A.D.J. Donuts	Pump Grease Trap	01/12/2017	01/30/2017	02/21/2017	22
Achievement First	Permit Application	12/19/2017	01/19/2018		20
Achievement First	Pump Grease Trap	07/10/2017	07/14/2017	07/31/2017	17
ACM Restaurant Inc.	Permit Application	11/14/2017	12/12/2017	12/06/2017	0
Admiral Donuts, Inc.	Permit Application	04/21/2017	05/22/2017	06/01/2017	10
Admiral Packaging	Other	08/08/2017	09/15/2017	08/21/2017	0
Admiral Packaging	Permit Application	03/07/2017	04/04/2017	03/29/2017	0
Admiral Packaging	Pretreatment Plans	08/08/2017	09/15/2017	08/21/2017	0
Aipso	Permit Application	01/17/2017	02/14/2017	02/17/2017	3
Andrade Cranston Donuts	Permit Application	12/12/2017	12/12/2017	01/09/2018	28
Andrade Cranston Donuts	Permit Application	12/12/2017	01/12/2018	01/16/2018	4
Anjon Inc.	Permit Application	01/27/2017	02/24/2017	02/10/2017	0
Annex Plating	Permit Application	01/24/2017	02/21/2017	02/07/2017	0
Antojitos Quetzal, Inc.	Permit Application	08/25/2017	09/29/2017	12/12/2017	74
Antonelli Poultry	Permit Application	01/20/2017	02/17/2017	01/30/2017	0
Armando and Sons # 2 Inc.	Permit Application	11/03/2017	12/01/2017		69
Armbrust International, Ltd.	Resampling Results for _____	11/17/2017	01/02/2018	12/22/2017	0
Armstrong/Gladding, American Post. #69	Permit Application	08/04/2017	09/01/2017	12/07/2017	97
Aro-Sac, Inc.	Permit Application	10/20/2017	12/06/2017	12/06/2017	0
AS220	Permit Application	12/07/2017	01/31/2018	02/05/2018	5
Asian Star Market, Inc.	Permit Application	03/17/2017	04/17/2017	03/27/2017	0
ASP & Training Inc.	Permit Application	08/24/2017	09/15/2017	09/26/2017	11
Atamian Manufacturing Corp.	Permit Application	08/25/2017	09/29/2017	08/31/2017	0
Aznet, LLC	Permit Application	10/10/2017	11/15/2017	11/08/2017	0
B. Deltoro & Sons, Inc.	Permit Application	01/20/2017	02/17/2017	02/24/2017	7
B. Maceroni & Sons, Inc.	Permit Application	01/20/2017	02/17/2017	02/23/2017	6
B. Good	Process Plans	10/04/2017	10/23/2017	02/01/2018	101
Bailey's Pub	Permit Application	04/03/2017	05/04/2017	09/15/2017	134
Bailey's Pub	Pretreatment Plans	09/25/2017	10/22/2017		109
Barbara's Catering	Permit Application	09/08/2017	10/06/2017	09/20/2017	0
Being Sisyphus, Inc.	Permit Application	07/07/2017	08/07/2017	08/29/2017	22
Bell Funeral Home, Inc.	Permit Application	03/07/2017	04/04/2017	03/15/2017	0
Bella's Jewelry	Process Plans	01/10/2017	01/30/2017	01/30/2017	0
Bella's Jewelry	Process Plans	03/20/2017	04/15/2017	05/11/2017	26
Bella's Jewelry	Remit Outstanding SNC Fees	09/14/2017	09/30/2017	11/01/2017	32
Bella's Jewelry	Remit Outstanding SNC Fees	09/14/2017	10/30/2017	11/01/2017	2
Bella's Jewelry	Remit Outstanding SNC Fees	09/14/2017	01/30/2018	01/26/2018	0
Bella's Jewelry	Remit Outstanding SNC Fees	09/14/2017	11/30/2017	11/01/2017	0
Bella's Jewelry	Remit Outstanding SNC Fees	09/14/2017	12/30/2017	01/26/2018	27
Beneficent House, Inc.	Permit Application	02/28/2017	03/28/2017	03/24/2017	0
Berkshire Place Ltd.	Permit Application	09/08/2017	10/06/2017	11/09/2017	34
Best Eastern Chinese and Japanese Restaurant	Repair Grease Trap	04/03/2017	05/01/2017	05/25/2017	24
BL Restaurant Operations, LLC	Repair Grease Trap	09/27/2017	10/30/2017	11/29/2017	30
Blossom Laundry Inc.	Permit Application	02/21/2017	03/21/2017	05/15/2017	55
Bob's Riccotti's Sandwich Shop	Permit Application	08/22/2017	09/19/2017	08/28/2017	0
Bold1 Beverages, LLC	Permit Application	01/20/2017	02/20/2017	04/13/2017	52
Bold1 Beverages, LLC	Permit Application	08/10/2017	08/31/2017	12/19/2017	110
Bold1 Beverages, LLC	Pretreatment Plans	08/10/2017	08/31/2017		161
Bonanza Acquisition, LLC	Permit Application	12/08/2017	01/19/2018		20
Borden Donuts	Pump Grease Trap	04/21/2017	05/17/2017	04/20/2017	0
Bright Funeral Home	Permit Application	04/14/2017	05/12/2017	09/14/2017	125
Broadway Bistro	Permit Application	08/22/2017	09/25/2017	12/06/2017	72
Broadway Bistro	Permit Application	08/22/2017	09/25/2017	09/15/2017	0
Brown University - Faculty Club	Permit Application	12/08/2017	01/05/2018	01/25/2018	20
Brown University - Geochem	Permit Application	04/21/2017	05/19/2017	05/12/2017	0

**Field's Point
User Requirements - 2017**

Company Name	Submittal	Issue Date	Due Date	Received Date	Days Late
Brown University - Sidney Frank Hall	Permit Application	02/03/2017	03/10/2017	02/21/2017	0
Brown University-Andrews Hall	Permit Application	10/10/2017	11/15/2017	11/14/2017	0
Burger King - # 1989	Permit Application	09/12/2017	10/12/2017	09/21/2017	0
Burger King - # 2421	Permit Application	09/12/2017	10/12/2017	09/21/2017	0
Burger King - #3406	Permit Application	09/12/2017	10/12/2017	09/21/2017	0
Burger King #10759	Permit Application	01/13/2017	02/13/2017	01/23/2017	0
Burger King #10759	Pump Grease Trap	06/14/2017	07/03/2017	06/21/2017	0
Butler Hospital	Permit Application	07/07/2017	08/07/2017	09/12/2017	36
Camp Nowhere	Permit Application	04/21/2017	05/22/2017	05/18/2017	0
Campanita	Permit Application	11/07/2017	12/13/2017		57
Campanita	Pretreatment Plans	11/07/2017	12/13/2017		57
Capriccio's Restaurant	Permit Application	09/29/2017	11/03/2017	10/30/2017	0
Carrie's Restaurant, Inc.	Pump Grease Trap	07/07/2017	08/11/2017	10/04/2017	54
Casa Mexico	Repair Grease Trap	11/30/2017	12/22/2017	01/19/2018	28
Certified Disaster Restoration	Permit Application	12/12/2017	01/12/2018		27
Chacho, LLC	Permit Application	03/24/2017	04/30/2017	05/12/2017	12
Chacho, LLC	Pretreatment Plans	08/03/2017	08/31/2017	09/15/2017	15
Chalkstone Supermarket	Pump Grease Trap	06/12/2017	07/14/2017	08/04/2017	21
Charlesgate Nursing Center	Permit Application	11/03/2017	12/01/2017	11/30/2017	0
Cherry Hill Manor	Permit Application	11/14/2017	12/12/2017	12/06/2017	0
Chilangos LLC	Permit Application	09/06/2017	10/06/2017	11/15/2017	40
Chilangos LLC	Pretreatment Plans	09/06/2017	10/06/2017	11/15/2017	40
Chilangos LLC	Pretreatment Plans	12/01/2017	01/19/2018		20
Chipotle Mexican Grill of Colorado, LLC	Repair Grease Trap	03/28/2017	04/28/2017	05/09/2017	11
Christiansen Dairy Co. Inc.	Permit Application	01/13/2017	02/13/2017	01/30/2017	0
Christina D. Dicomis DMD	Permit Application	01/20/2017	02/17/2017	01/27/2017	0
Ciara Restaurant and Lounge, Inc.	Permit Application	11/14/2017	12/12/2017	01/08/2018	27
Cibao Supermarket	Permit Application	03/17/2017	04/17/2017	05/11/2017	24
Cibao Supermarket	Resampling Results for _____	06/12/2017	06/15/2017	07/03/2017	18
Cibao Supermarket	Resampling Results for _____	06/15/2017	08/18/2017	07/31/2017	0
Cibao Supermarket	Sign & Return Report	11/09/2017	12/01/2017	11/15/2017	0
Cisco's Pizza	Permit Application	06/09/2017	07/07/2017	06/14/2017	0
City of Providence	Permit Application	03/31/2017	04/28/2017	06/09/2017	42
Coca-Cola Bottling Company of Northern New England	Permit Application	09/12/2017	09/30/2017	09/27/2017	0
Coletta's Collision Center	Permit Application	12/08/2017	01/19/2018	01/05/2018	0
Community College of RI - Providence	Permit Application	06/06/2017	07/31/2017	08/18/2017	18
Contech Medical, Inc.	Spill Control Plan	04/26/2017	05/18/2017	06/16/2017	29
Crespo Market LLC	Permit Application	11/16/2017	12/15/2017	01/18/2018	34
Crespo Market LLC	Process Plans	11/16/2017	12/15/2017	01/18/2018	34
Crisp LLC	Permit Application	09/20/2017	11/01/2017	10/10/2017	0
Crisp LLC	Pretreatment Plans	09/20/2017	11/01/2017	10/10/2017	0
D & D Chrome Plating	Signed Permit	04/04/2017	04/30/2017	05/09/2017	9
D. E. Foods, Inc.	Repair Grease Trap	01/12/2017	02/10/2017	03/20/2017	38
D. Palmieri Bakery	Permit Application	07/14/2017	08/25/2017	07/31/2017	0
D'Amra Auto Sales	Permit Application	03/07/2017	04/04/2017	03/24/2017	0
Darlington Memory Lane Inc.	Permit Application	02/07/2017	03/07/2017	05/09/2017	63
Delgado Inc.	Permit Application	01/17/2017	02/14/2017	03/06/2017	20
DelGreco Family LLC	Resampling Results for _____	05/03/2017	06/28/2017	09/24/2017	88
DeLuise Bakery Inc.	Permit Application	05/11/2017	06/08/2017	07/28/2017	50
Department of Veterans Affairs Medical Center	Permit Application	07/07/2017	08/04/2017	08/03/2017	0
Department of Veterans Affairs Medical Center	Repair Grease Trap	08/18/2017	09/18/2017	08/28/2017	0
DiFruscia Industries, Inc.	Analytical Results for _____	07/03/2017	08/15/2017	09/07/2017	23
DiFruscia Industries, Inc.	Analytical Results for _____	09/08/2017	10/30/2017	10/18/2017	0
DiFruscia Industries, Inc.	Other	04/26/2017	09/30/2017	09/07/2017	0
DiFruscia Industries, Inc.	Other	09/18/2017	10/15/2017	10/16/2017	1
DiFruscia Industries, Inc.	Other	09/26/2017	10/16/2017	10/20/2017	4
DiFruscia Industries, Inc.	Other	11/21/2017	12/31/2017	12/12/2017	0
DiFruscia Industries, Inc.	Other	11/21/2017	12/31/2017	01/26/2018	26
DiFruscia Industries, Inc.	Permit Application	01/26/2017	02/15/2017	02/10/2017	0
DiFruscia Industries, Inc.	Pretreatment Plans	01/13/2017	02/15/2017	02/10/2017	0
DiFruscia Industries, Inc.	Process Plans	01/13/2017	02/15/2017	02/10/2017	0
DiFruscia Industries, Inc.	Process Plans	01/26/2017	02/15/2017	02/10/2017	0
DiFruscia Industries, Inc.	Resampling Results for _____	11/02/2017	12/22/2017	12/22/2017	0
DiFruscia Industries, Inc.	Resampling Results for _____	11/02/2017	12/22/2017	12/01/2017	0
DiFruscia Industries, Inc.	Resampling Results for _____	11/22/2017	01/12/2018	12/22/2017	0
DiFruscia Industries, Inc.	Resampling Results for _____	11/30/2017	01/19/2018	12/22/2017	0
DiFruscia Industries, Inc.	Spill Control Plan	01/26/2017	02/15/2017	02/10/2017	0

**Field's Point
User Requirements - 2017**

Company Name	Submittal	Issue Date	Due Date	Received Date	Days Late
DiFruscia Industries, Inc.	Spill Control Plan	02/21/2017	03/31/2017	02/28/2017	0
DiFruscia Industries, Inc.	Toxic Organic/Solvent Mgt Plan	01/26/2017	02/15/2017	02/10/2017	0
Du-Pro-Lux Cleaners	Permit Application	03/07/2017	04/04/2017	03/17/2017	0
Durks Bar-B-Q	Repair Grease Trap	02/02/2017	03/02/2017	04/05/2017	34
E&M Enterprises, LTD	Process Plans	01/18/2017	02/24/2017	02/21/2017	0
Eastern Screw Company	Permit Application	10/10/2017	11/15/2017	10/25/2017	0
Easy Entertaining, Inc.	Permit Application	11/14/2017	12/15/2017	11/30/2017	0
El Caribeno Restaurant	Permit Application	08/10/2017	09/11/2017	01/08/2018	119
El Caribeno Restaurant	Pretreatment Plans	08/10/2017	09/11/2017	01/08/2018	119
El Mogote	Repair Grease Trap	07/12/2017	08/14/2017	10/05/2017	52
El Vecinos Supermarket	Permit Application	11/16/2017	12/15/2017	12/21/2017	6
El Vecinos Supermarket	Process Plans	11/16/2017	12/15/2017	12/21/2017	6
Elmwood Health Center	Permit Application	06/06/2017	07/05/2017	07/03/2017	0
Elmwood Ultra Clean Laundry	Permit Application	01/20/2017	02/17/2017	02/02/2017	0
Ethan Zamp & Co. Ltd.	Permit Application	09/08/2017	10/06/2017	11/17/2017	42
Exchange ST Hotel LLC	Permit Application	05/01/2017	06/05/2017	05/11/2017	0
Extreme Auto Recondition	Pretreatment Plans	01/17/2017	02/17/2017		356
Factotum Inc.	Permit Application	09/01/2017	10/06/2017	10/11/2017	5
Famiglia e Amici Inc.	Permit Application	12/12/2017	01/09/2018	01/31/2018	22
FC Biltmore Hotel Management	Permit Application	12/07/2017	01/09/2018		30
Ferrara's Hometown Bar & Grill	Permit Application	06/19/2017	10/16/2017	11/17/2017	32
Figidini Wood Fire Eatery, LLC	Permit Application	07/07/2017	08/04/2017	08/02/2017	0
Fondue Providence, LLC	Permit Application	05/05/2017	06/02/2017	09/20/2017	110
Food Corp	Resampling Results for _____	10/31/2017	11/30/2017	11/20/2017	0
Food Corp	Resampling Results for _____	11/21/2017	01/21/2018		18
Forty-Four Donuts, Inc.	Pump Grease Trap	07/07/2017	07/20/2017	08/17/2017	28
Friskie Fries	Permit Application	02/02/2017	04/21/2017	04/25/2017	4
G&R Daou, Inc	Permit Application	07/19/2017	08/28/2017	09/21/2017	24
G. Tanury Plating Company	Resampling Results for _____	09/19/2017	11/17/2017	11/16/2017	0
Gano Holdings, LLC	Permit Application	03/17/2017	04/30/2017	03/29/2017	0
Gano Holdings, LLC	Repair Grease Trap	03/17/2017	04/14/2017	03/23/2017	0
Garden of Eve	Install Pretreatment System	06/21/2017	10/06/2017	10/13/2017	7
Garden of Eve	Permit Application	05/08/2017	06/08/2017	06/13/2017	5
Genesis Marketing Group - Warren Avenue	Permit Application	01/18/2017	02/20/2017	03/23/2017	31
Golden City	Permit Application	03/07/2017	04/04/2017	05/15/2017	41
Gorditas, Inc.	Permit Application	06/06/2017	07/04/2017	06/16/2017	0
Grieco Fiat Service Center	Permit Application	08/24/2017	10/06/2017	01/17/2018	103
Grieco Fiat Service Center	Pretreatment Plans	08/24/2017	10/06/2017		125
Guido Murphy, Inc.	Permit Application	11/03/2017	12/01/2017	12/08/2017	7
H and A Kitchen	Other	04/13/2017	05/15/2017	05/01/2017	0
Hamov- Hotov LLC	Install Pretreatment System	01/12/2017	02/10/2017	03/27/2017	45
Hartford Laundromat, Inc.	Permit Application	01/20/2017	02/17/2017	02/21/2017	4
Haruki East Ltd.	Permit Application	09/12/2017	10/12/2017	10/04/2017	0
Hasbro	Permit Application	07/18/2017	08/21/2017	08/15/2017	0
HNR, LLC	Permit Application	08/25/2017	11/15/2017	11/09/2017	0
I. Broomfield & Son, Inc.	Permit Application	12/05/2017	01/05/2018		34
Ideal Plating & Polishing Co., Inc.	Other	10/23/2017	10/25/2017	11/20/2017	26
Ideal Plating & Polishing Co., Inc.	Other	10/23/2017	11/20/2017	11/06/2017	0
Ideal Plating & Polishing Co., Inc.	Permit Application	07/07/2017	08/18/2017	08/21/2017	3
IGT	Repair Grease Trap	12/04/2017	01/08/2018	01/19/2018	11
India House Inc.	Repair Grease Trap	10/18/2017	11/23/2017	10/30/2017	0
Induplate LLC	Process Plans	02/14/2017	03/15/2017	03/10/2017	0
International Etching, Inc.	Resampling Results for _____	09/08/2017	10/27/2017	09/08/2017	0
International Etching, Inc.	Resampling Results for _____	09/08/2017	10/27/2017	10/16/2017	0
International Insignia Corporation	Resampling Results for _____	10/16/2017	11/30/2017	11/02/2017	0
Ira Green, Inc.	Permit Application	10/24/2017	11/30/2017	11/13/2017	0
Ira Green, Inc.	Resampling Results for _____	07/14/2017	09/01/2017	07/19/2017	0
Italian Dessert Service Import, Inc.	Permit Application	07/07/2017	08/07/2017	09/21/2017	45
Ivy Tavern	Permit Application	05/05/2017	06/02/2017	08/04/2017	63
J & W - John Hazen White Center	Permit Application	04/21/2017	05/19/2017	05/18/2017	0
J & W-Chestnuts	Permit Application	12/12/2017	01/09/2018	01/18/2018	9
J.T.O. AAMCO, Inc.	Permit Application	08/22/2017	09/25/2017	01/22/2018	119
Jahunger	Permit Application	02/13/2017	03/13/2017	04/05/2017	23
Jahunger	Pretreatment Plans	02/13/2017	03/13/2017	04/05/2017	23
Jains's Laundry, Inc.	Permit Application	10/20/2017	11/17/2017	11/29/2017	12
Jan Co. Central, Inc.	Pump Grease Trap	07/07/2017	07/20/2017	07/31/2017	11
Johnston Dental Group, LLC	Permit Application	04/26/2017	05/30/2017	05/26/2017	0

**Field's Point
User Requirements - 2017**

Company Name	Submittal	Issue Date	Due Date	Received Date	Days Late
Jon Roc Linc	Permit Application	02/21/2017	03/21/2017	04/03/2017	13
Khoo Kitchen	Permit Application	11/03/2017	12/01/2017	01/03/2018	33
Kitchenbar Restaurant	Permit Application	12/07/2017	01/31/2018		8
KJB Industries Inc.	Permit Application	03/17/2017	04/17/2017	05/02/2017	15
KLEOS-RI	Permit Application	03/17/2017	04/17/2017	05/04/2017	17
L&R Granite Inc.	Spill Control Plan	05/01/2017	06/30/2017	08/15/2017	46
La Gran Parada	Permit Application	05/05/2017	06/02/2017	08/08/2017	67
La Lin Enterprises, Inc.	Permit Application	12/07/2017	01/31/2018		8
La Lupita Tacos Mexicanos LLC	Permit Application	04/14/2017	05/12/2017	06/13/2017	32
La Rubia Cafeteria	Permit Application	06/13/2017	07/19/2017	07/13/2017	0
La Rubia Cafeteria	Repair Grease Trap	06/13/2017	11/15/2017		85
Lanni Restaurant Group, LLC	Permit Application	08/25/2017	09/29/2017	09/06/2017	0
Laughing Gorilla LLC	Permit Application	07/17/2017	08/21/2017	09/28/2017	38
Laundry World	Permit Application	12/07/2017	01/31/2018		8
Light & Conforti DMDs, LLC	Permit Application	05/05/2017	06/05/2017	05/19/2017	0
Lima Elementary School	Permit Application	10/06/2017	11/03/2017	12/15/2017	42
Lima Subs, LLC	Permit Application	04/21/2017	05/22/2017	06/12/2017	21
LPG - OB/GYN Associates	Permit Application	03/02/2017	04/01/2017	04/10/2017	9
LPG - OB/GYN Associates	Permit Application	11/16/2017	12/15/2017	12/05/2017	0
Lucky Kitchen	Permit Application	09/15/2017	10/13/2017	09/22/2017	0
M. G. Motors Inc.	Resampling Results for _____	08/23/2017	10/19/2017	10/11/2017	0
Mac-Gray Services, Inc.	Permit Application	05/23/2017	06/20/2017	08/29/2017	70
Mac-Gray Services, Inc.	Permit Application	05/23/2017	09/08/2017	09/08/2017	0
Malachi's	Permit Application	10/24/2017	11/30/2017	11/27/2017	0
Manton Donuts, Inc.	Permit Application	12/07/2017	01/31/2018		8
Mark Precision, Inc.	Permit Application	06/06/2017	07/05/2017	07/24/2017	19
Mark Precision, Inc.	Signed Permit	11/24/2017	12/21/2017	12/13/2017	0
Markos Automotive	Permit Application	08/22/2017	09/25/2017	11/06/2017	42
Maru-Ken, Inc.	Install Pretreatment System	08/08/2017	09/08/2017	01/10/2018	124
Maru-Ken, Inc.	Pretreatment Plans	03/27/2017	04/14/2017	07/20/2017	97
Maya Bakery	Permit Application	12/07/2017	01/31/2018		8
McDonald's/Kristin Foods, Inc.	Permit Application	04/21/2017	05/26/2017	05/05/2017	0
MCM Technologies	Permit Application	07/07/2017	08/04/2017	08/31/2017	27
Mi Guatemala Restaurant	Permit Application	09/08/2017	10/06/2017	09/14/2017	0
Mi Hacienda Restaurant	Permit Application	07/24/2017	08/31/2017	10/24/2017	54
Mi Hacienda Restaurant	Pretreatment Plans	11/08/2017	12/22/2017	01/25/2018	34
Mi Sueno Inc.	Permit Application	05/05/2017	06/02/2017	08/29/2017	88
Mineral Spring Holdings, LLC	Permit Application	04/07/2017	05/05/2017	04/14/2017	0
Miriam Hospital	Permit Application	12/05/2017	01/02/2018	12/27/2017	0
Monarch Metal Finishing Co. - Aurora St.	Resampling Results for _____	11/21/2017	01/05/2018	12/26/2017	0
Monarch Metal Finishing Co. - Aurora St.	Resampling Results for _____	12/01/2017	01/15/2018	12/26/2017	0
Monarch Metal Finishing, Inc.	Process Plans	03/01/2017	03/31/2017	03/07/2017	0
Montecristo Restaurant LLC	Other	12/04/2017	12/22/2017		48
Montecristo Restaurant LLC	Permit Application	09/12/2017	10/13/2017	11/29/2017	47
Montecristo Restaurant LLC	Pretreatment Plans	09/12/2017	10/13/2017	11/29/2017	47
Moody Machine Products, Inc.	Permit Application	08/22/2017	09/25/2017	10/23/2017	28
Nara, LLC	Permit Application	06/09/2017	07/31/2017	07/12/2017	0
Narr. Electric (Allens Ave.)	Permit Application	08/03/2017	09/03/2017	09/01/2017	0
NBC - Water Quality Science Building	Permit Application	01/18/2017	02/15/2017	01/26/2017	0
Nero Enterprises	Permit Application	10/24/2017	11/27/2017	11/08/2017	0
Nero Enterprises	Pretreatment Plans	10/24/2017	11/27/2017	11/08/2017	0
New Rivers Restaurant Group Inc.	Permit Application	02/07/2017	03/07/2017	05/26/2017	80
Nickel, Brass and Copper Wire, LLC	Permit Application	10/04/2017	10/30/2017	11/03/2017	4
Nick's Auto Body, Inc.	Permit Application	12/12/2017	01/09/2018	01/02/2018	0
Northeast Environmental	Permit Application	01/20/2017	02/17/2017	01/27/2017	0
Nunez Fruits Market	Permit Application	11/16/2017	12/15/2017		55
Nunez Fruits Market	Process Plans	11/16/2017	12/15/2017		55
Ocean State Laundry	Permit Application	02/03/2017	03/10/2017	05/08/2017	59
Ocean State Metals, Inc.	Permit Application	07/18/2017	08/28/2017	10/16/2017	49
Ocean State Peeled Potatoes	Permit Application	01/20/2017	02/17/2017	02/06/2017	0
Olympic Pizza	Permit Application	02/07/2017	03/07/2017	06/09/2017	94
Omni Providence Hotel	Permit Application	09/15/2017	10/13/2017	10/10/2017	0
Organic Dyes and Pigments, LLC.	Other	01/05/2017	03/02/2017	02/10/2017	0
Organic Dyes and Pigments, LLC.	Spill Control Plan	01/05/2017	02/03/2017	02/16/2017	13
Organic Dyes and Pigments, LLC.	Toxic Organic/Solvent Mgt Plan	01/05/2017	02/03/2017	02/16/2017	13
OSI/Fleming's, LLC	Permit Application	04/07/2017	05/05/2017	06/19/2017	45
OSI/Fleming's, LLC	Permit Application	06/23/2017	07/21/2017	08/15/2017	25

**Field's Point
User Requirements - 2017**

Company Name	Submittal	Issue Date	Due Date	Received Date	Days Late
Pablo and Juan Jimenez	Permit Application	11/16/2017	12/15/2017	01/10/2018	26
Pablo and Juan Jimenez	Process Plans	11/16/2017	12/15/2017	01/10/2018	26
Panaderia El Quetzal, Inc.	Permit Application	12/07/2017	01/31/2018		8
Pane E Vino	Permit Application	01/13/2017	02/13/2017	02/06/2017	0
Pasha Lounge	Permit Application	03/17/2017	04/17/2017	05/04/2017	17
Pasha Lounge	Repair Grease Trap	07/07/2017	07/20/2017	07/26/2017	6
Paul Cuffee School	Permit Application	03/07/2017	04/04/2017	03/21/2017	0
Paul's Dry Cleaning Services, Inc.	Other	07/07/2017	08/04/2017	07/24/2017	0
Paul's Dry Cleaning Services, Inc.	Permit Application	08/25/2017	09/29/2017	09/22/2017	0
Pilgrim Screw Corporation	Facility Shut Down Plan	12/19/2017	01/12/2018	01/23/2018	11
Pinkberry	Permit Application	12/07/2017	01/31/2018		8
Pitos Restaurant I	Repair Grease Trap	11/07/2017	12/13/2017	01/11/2018	29
PJ's Pub of Johnston LLC	Permit Application	12/12/2017	01/09/2018		30
Poke For Me 4, LLC	Permit Application	09/20/2017	11/01/2017	11/06/2017	5
Poke For Me 4, LLC	Pretreatment Plans	09/20/2017	11/01/2017	11/06/2017	5
Pollo Campero	Permit Application	08/25/2017	09/25/2017	09/06/2017	0
Pollo Campero	Pump Grease Trap	07/10/2017	08/31/2017	08/29/2017	0
Popeye's Chicken	Permit Application	07/07/2017	08/04/2017	09/01/2017	28
Popeye's Chicken	Permit Application	09/08/2017	10/06/2017	11/30/2017	55
Popeye's Chicken and Biscuits	Permit Application	05/05/2017	06/02/2017	08/25/2017	84
Prov. College- Albertus Magnus/Sowa Hall	Permit Application	01/20/2017	02/20/2017	01/31/2017	0
Prov. College-Peterson Recreation Center	Permit Application	07/07/2017	08/07/2017	09/12/2017	36
Prov. Journal Co. - Production Facility	Permit Application	10/10/2017	11/15/2017	11/15/2017	0
Providence Brewing Company LLC	Permit Application	09/22/2017	10/06/2017	10/30/2017	24
Providence Brewing Company LLC	Pretreatment Plans	09/22/2017	10/06/2017	01/29/2018	115
Providence Career & Technical Academy	Sign & Return Report	09/06/2017	10/05/2017	09/13/2017	0
Providence Coal Fired Pizza	Signed Permit	04/25/2017	05/12/2017	04/25/2017	0
Providence College - Alumni Hall	Permit Application	04/07/2017	05/08/2017	05/18/2017	10
Providence College - Aquinas Hall	Permit Application	04/07/2017	05/08/2017	05/18/2017	10
Providence College - Bedford Hall	Permit Application	03/10/2017	04/10/2017	04/03/2017	0
Providence College - Davis Hall	Permit Application	03/10/2017	04/10/2017	04/03/2017	0
Providence College - Ditrageia Hall	Permit Application	03/10/2017	04/10/2017	04/03/2017	0
Providence College - Fennell Hall	Permit Application	04/07/2017	05/08/2017	05/18/2017	10
Providence College - Guzman Hall	Permit Application	04/07/2017	05/08/2017	05/18/2017	10
Providence College - Hickey Hall	Permit Application	05/05/2017	06/05/2017	05/31/2017	0
Providence College - Hunt-Cavanagh	Resampling Results for _____	11/15/2017	01/05/2018	11/29/2017	0
Providence College - Joseph Hall	Permit Application	04/07/2017	05/08/2017	05/18/2017	10
Providence College - Mal Brown Hall	Permit Application	03/10/2017	04/10/2017	04/03/2017	0
Providence College - McDermott Hall	Permit Application	04/07/2017	05/08/2017	05/18/2017	10
Providence College - McVinney Hall	Permit Application	04/07/2017	05/08/2017	05/18/2017	10
Providence College - Meagher Hall	Permit Application	03/10/2017	04/10/2017	04/03/2017	0
Providence College - Raymond Hall	Permit Application	06/06/2017	07/06/2017	09/12/2017	68
Providence College- Cunningham Hall	Permit Application	03/10/2017	04/10/2017	04/03/2017	0
Providence College-Power Plant	Permit Application	05/05/2017	06/05/2017	05/31/2017	0
Providence College-Service Building	Permit Application	09/12/2017	10/12/2017	09/27/2017	0
Providence College-St. Aquinas Priory	Permit Application	07/07/2017	08/07/2017	09/12/2017	36
Providence Elementary School	Pump Grease Trap	07/07/2017	07/22/2017	08/02/2017	11
Providence Housing Authority	Pretreatment Plans	07/12/2017	08/14/2017	07/31/2017	0
Providence Parks Department	Permit Application	09/08/2017	10/06/2017	10/30/2017	24
Providence Schools	Permit Application	04/07/2017	05/05/2017	05/18/2017	13
Providence Schools - 797 Cafe	Permit Application	02/21/2017	03/21/2017	04/28/2017	38
Providence Specialty Products	Resampling Results for _____	01/24/2017	02/09/2017	02/13/2017	4
Providence Specialty Products	Resampling Results for _____	05/26/2017	07/14/2017	08/11/2017	28
Providence Specialty Products	Resampling Results for _____	08/18/2017	10/10/2017	09/27/2017	0
Providence Specialty Products	Resampling Results for _____	10/03/2017	11/15/2017	12/11/2017	26
Providence Specialty Products	Resampling Results for _____	12/11/2017	01/11/2018		28
Providence Specialty Products	Resampling Results for _____	12/11/2017	01/29/2018	12/06/2017	0
Providence Water	Spill Control Plan	08/07/2017	10/31/2017	10/31/2017	0
Pure Haven, LLC	Spill Control Plan	11/16/2017	12/11/2017	01/10/2018	30
Putnam Street Laundromat Inc.	Permit Application	07/07/2017	08/04/2017	07/31/2017	0
PVDonuts, LLC	Permit Application	07/19/2017	08/28/2017	07/26/2017	0
R.I. Hospital - Coro Building	Permit Application	07/07/2017	08/18/2017	08/18/2017	0
R.I.P.T.A. - 750 Elmwood	Resampling Results for _____	09/01/2017	10/10/2017	11/06/2017	27
Rainbow Cleaners, Inc.	Permit Application	11/14/2017	12/12/2017	11/27/2017	0
RCJ Inc.	Permit Application	12/07/2017	01/04/2018	01/18/2018	14
Rec Room PVD, LLC	Permit Application	09/27/2017	10/30/2017		101
Renaissance Providence	Permit Application	07/07/2017	08/04/2017	08/22/2017	18

**Field's Point
User Requirements - 2017**

Company Name	Submittal	Issue Date	Due Date	Received Date	Days Late
Reservoir Avenue School	Permit Application	12/19/2017	01/19/2018		20
Rhode Island Hospital	Permit Application	07/07/2017	08/18/2017	08/18/2017	0
Rhode Island Resource Recovery Corp.	Resampling Results for _____	07/03/2017	08/25/2017	07/21/2017	0
Rhode Island Resource Recovery Corp.	Resampling Results for _____	10/04/2017	12/01/2017	10/20/2017	0
Rhode Island Resource Recovery Corp.	Resampling Results for _____	10/04/2017	12/01/2017	10/20/2017	0
RI Dept Health, Div. of Labs & Med. Exam	Permit Application	10/10/2017	11/15/2017	12/29/2017	44
RIBC Properties, LLC	Permit Application	12/07/2017	01/04/2018	01/22/2018	18
Ricci Family Dentistry	Pretreatment Plans	08/18/2017	09/15/2017	09/21/2017	6
Rich Group	Permit Application	02/03/2017	03/10/2017	03/02/2017	0
RISD - 15 Westminster Street	Permit Application	08/22/2017	09/19/2017	09/07/2017	0
RISD - Benson Hall	Permit Application	07/07/2017	08/04/2017	07/31/2017	0
RISD - Central Power Plant	Permit Application	10/20/2017	11/17/2017	11/20/2017	3
RISD - Design Center	Permit Application	12/07/2017	01/09/2018	01/10/2018	1
RISD - East Hall	Permit Application	12/07/2017	01/09/2018		30
RISD - Homer Hall	Permit Application	12/07/2017	01/09/2018		30
RISD - Mason (CIT) Building	Permit Application	08/22/2017	09/19/2017	09/07/2017	0
RISD - Nickerson Hall	Permit Application	12/07/2017	01/09/2018		30
RISD - South Hall	Permit Application	12/07/2017	01/09/2018		30
RISD-What Cheer Garage	Permit Application	12/07/2017	01/09/2018	01/10/2018	1
RJ Franco Inc.	Repair Grease Trap	08/07/2017	09/22/2017	12/16/2017	85
RJ Franco Inc.	Repair Grease Trap	12/19/2017	01/31/2018		8
Ronit Corporation	Permit Application	04/07/2017	05/05/2017	04/25/2017	0
Rosario Society	Permit Application	05/11/2017	06/08/2017	06/02/2017	0
Rosario Society	Permit Application	06/02/2017	07/31/2017	07/17/2017	0
Rosario Society	Pretreatment Plans	06/02/2017	07/31/2017	07/17/2017	0
Rosmarin at Vinya	Permit Application	09/07/2017	11/30/2017		70
Salvatore Mancini Resource and Activity	Repair Grease Trap	07/06/2017	08/04/2017	09/13/2017	40
Sangtong, LLC	Permit Application	11/14/2017	12/12/2017	01/08/2018	27
Scarlet Restaurant	Pretreatment Plans	09/28/2017	10/31/2017	12/06/2017	36
SCI RI Funeral Services LLC	Permit Application	02/07/2017	03/07/2017	05/05/2017	59
Shanghai Restaurant Inc.	Repair Grease Trap	10/18/2017	11/23/2017		77
Shell Oil Products Company	Permit Application	07/25/2017	08/25/2017	09/25/2017	31
Shore's Market, Inc.	Chain of Custody Documentation	03/31/2017	04/30/2017	04/03/2017	0
Sophia Laundromat Inc.	Permit Application	08/31/2017	09/29/2017	09/15/2017	0
Sorrento Restaurant	Permit Application	04/06/2017	06/30/2017	06/26/2017	0
Speedy Auto Service by Monro	Permit Application	07/07/2017	08/04/2017	09/18/2017	45
Steere House Nursing Center	Permit Application	11/03/2017	12/01/2017	11/29/2017	0
Summit R.I. SNF LLC	Permit Application	09/29/2017	10/27/2017	10/30/2017	3
Surface Coatings, LLC	Permit Application	07/11/2017	08/11/2017	08/10/2017	0
Swash Autowash, LLC	Chain of Custody Documentation	04/07/2017	05/02/2017	04/14/2017	0
Tenares Supermarket	Analytical Results for _____	09/01/2017	10/01/2017	09/14/2017	0
The Allied Group	Permit Application	04/07/2017	05/05/2017	04/20/2017	0
The Cadillac Lounge	Permit Application	02/08/2017	03/08/2017	03/10/2017	2
The Dorrance, LLC	Other	03/17/2017	04/14/2017	07/13/2017	90
The Genesis Center	Permit Application	12/12/2017	01/12/2018	01/11/2018	0
The Laundry Club	Permit Application	03/07/2017	04/04/2017	03/24/2017	0
The Merit, LLC	Repair Grease Trap	01/20/2017	02/20/2017	03/13/2017	21
The Original Italian Bakery, Inc.	Permit Application	12/07/2017	01/31/2018		8
The Providence School Department	Permit Application	04/21/2017	05/22/2017	06/12/2017	21
The Sandwich Shop	Permit Application	08/10/2017	09/15/2017	10/05/2017	20
The Soapbox LLC	Permit Application	11/03/2017	12/01/2017	12/05/2017	4
Three Sisters, LLC	Permit Application	04/21/2017	05/26/2017	07/14/2017	49
Tokyo Restaurant	Repair Grease Trap	02/23/2017	03/20/2017	03/07/2017	0
TOM FOOD LLC	Install Pretreatment System	11/29/2017	12/15/2017	12/06/2017	0
TOM FOOD LLC	Pretreatment Plans	07/27/2017	09/14/2017	09/19/2017	5
Tomato City Pizza	Permit Application	06/23/2017	07/31/2017	12/18/2017	140
Tool Craft Inc. / Ru-Mart Inc.	Permit Application	09/22/2017	10/20/2017	10/25/2017	5
Triad Pizza, Inc.	Permit Application	07/07/2017	08/04/2017	09/08/2017	35
True Bagels, Inc.	Repair Grease Trap	11/08/2017	11/30/2017	11/22/2017	0
Two 88	Permit Application	06/19/2017	07/30/2017	07/07/2017	0
U.S. Post Office - VMF	Resampling Results for _____	08/17/2017	10/05/2017	09/21/2017	0
Umicore Thin Film Products	Other	09/08/2017	10/16/2017	10/16/2017	0
Umicore Thin Film Products	Other	09/08/2017	12/31/2017	12/19/2017	0
Unique Plating Company	Permit Application	01/20/2017	02/20/2017	02/23/2017	3
Unique Plating Company	Resampling Results for _____	10/16/2017	12/08/2017	11/27/2017	0
Vanuatu Cafe LLC	Permit Application	08/07/2017	09/08/2017	08/23/2017	0
Veazie Street School	Permit Application	02/21/2017	03/21/2017	04/28/2017	38

**Field's Point
User Requirements - 2017**

Company Name	Submittal	Issue Date	Due Date	Received Date	Days Late
Verizon	Permit Application	02/14/2017	03/14/2017	03/10/2017	0
Virginia & Spanish Peanut Co.	Permit Application	11/14/2017	12/15/2017	12/12/2017	0
Virginia & Spanish Peanut Co.	Sign & Return Report	02/03/2017	02/28/2017	02/10/2017	0
V-Mart	Sign & Return Report	08/04/2017	08/31/2017	10/12/2017	42
Volpe Tailoring & Cleaning	Permit Application	08/22/2017	09/25/2017	09/07/2017	0
Walt's Roast Beef- North Providence	Permit Application	06/09/2017	07/07/2017	07/28/2017	21
Weng and Jiang LLC	Repair Grease Trap	11/07/2017	12/13/2017	11/09/2017	0
West Fountain, LLC	Repair Grease Trap	11/17/2017	12/15/2017	01/24/2018	40
West River Cafe, LLC	Permit Application	05/05/2017	06/02/2017	05/11/2017	0
Whole Foods Market Group, Inc.	Permit Application	01/17/2017	02/14/2017	02/21/2017	7
Wingate Residences on the East Side	Permit Application	04/24/2017	05/12/2017	04/26/2017	0
Ximedica	Permit Application	01/09/2017	01/30/2017	01/31/2017	1
Zayas Solutions, LLC	Permit Application	08/18/2017	09/11/2017	11/28/2017	78
Zayas Solutions, LLC	Pretreatment Plans	08/18/2017	09/11/2017	11/28/2017	78
Zobra's	Permit Application	10/24/2017	11/30/2017		70
Zumstein Family Dentistry	Permit Application	07/07/2017	08/04/2017	08/23/2017	19

USER LATE REPORTS

BUCKLIN POINT

**Bucklin Point
Late Reports - 2017**

Company Name	Report Type	Location	Month/Year Satisfied	Sample Type	Sample Date	Due Date	Received Date	Days Late
3 Flags Bakery	Sampling	Sample Location # 1	MAR-2017	Grab	04/30/2017	04/30/2017	05/18/2017	18
3 Flags Bakery	Sampling	Sample Location # 1	SEP-2017	Grab	11/27/2017	10/30/2017	12/11/2017	42
9W Halo OpCo L.P.	pH	Sample Location # 1	August 2017	Not Applicable	Not Applicable	09/30/2017	10/13/2017	13
9W Halo OpCo L.P.	pH	Sample Location # 1	October 2017	Not Applicable	Not Applicable	11/30/2017	12/08/2017	8
9W Halo OpCo L.P.	Sampling	Sample Location # 1	OCT-2017	Composite	10/11/2017	11/30/2017	12/20/2017	20
Accent Plating Company	pH	Sample Location # 1	August 2017	Not Applicable	Not Applicable	09/30/2017	10/03/2017	3
Accent Plating Company	pH	Sample Location # 1	January 2017	Not Applicable	Not Applicable	03/02/2017	03/13/2017	11
Accent Plating Company	pH	Sample Location # 1	March 2017	Not Applicable	Not Applicable	04/30/2017	05/03/2017	3
Accent Plating Company	pH	Sample Location # 1	May 2017	Not Applicable	Not Applicable	06/30/2017	07/03/2017	3
Accent Plating Company	pH	Sample Location # 1	October 2017	Not Applicable	Not Applicable	11/30/2017	12/13/2017	13
Accent Plating Company	pH	Sample Location # 1	September 2017	Not Applicable	Not Applicable	10/30/2017	11/06/2017	7
Accent Plating Company	Sampling	Sample Location # 1	AUG-2017	Composite	09/19/2017	09/30/2017	10/16/2017	16
Accu-Care Supply	pH	Sample Location # 1	July 2017	Not Applicable	Not Applicable	08/30/2017	08/31/2017	1
Accu-Care Supply	pH	Sample Location # 1	June 2017	Not Applicable	Not Applicable	07/30/2017	08/07/2017	8
Accu-Care Supply	pH	Sample Location # 1	November 2017	Not Applicable	Not Applicable	12/30/2017	01/02/2018	3
Accu-Care Supply	Sampling	Sample Location # 1	JUL-2017	Grab	07/27/2017	08/30/2017	08/31/2017	1
ACS Industries, Inc.	Sampling	Sample Location # 1	JUL-2017	Grab	07/31/2017	08/30/2017	08/31/2017	1
ACS Industries, Inc.	Sampling	Sample Location # 1	JUL-2017	Grab	07/31/2017	08/30/2017	09/14/2017	15
Alves and Sons Bakery	Sampling	Sample Location # 1	APR-2017	Grab	06/16/2017	05/30/2017	06/28/2017	29
Alves and Sons Bakery	Sampling	Sample Location # 1	APR-2017	Grab	07/17/2017	05/30/2017	07/24/2017	55
Alves and Sons Bakery	Sampling	Sample Location # 1	APR-2017	Grab	07/24/2017	05/30/2017	08/04/2017	66
Alves and Sons Bakery	Sampling	Sample Location # 1	APR-2017	Grab	08/07/2017	05/30/2017	08/15/2017	77
Alves and Sons Bakery	Sampling	Sample Location # 1	APR-2017	Grab	08/15/2017	05/30/2017	08/25/2017	87
Alves and Sons Bakery	Sampling	Sample Location # 1	OCT-2017	Grab	11/15/2017	11/30/2017	12/04/2017	4
Angelica Textile Service	pH	Sample Location # 1	February 2017	Not Applicable	Not Applicable	03/30/2017	03/31/2017	1
Angelica Textile Service	Sampling	Sample Location # 1	APR-2017	Composite	04/12/2017	05/30/2017	06/05/2017	6
Angelica Textile Service	Sampling	Sample Location # 1	JUN-2017	Composite	06/13/2017	07/30/2017	08/15/2017	16
Bachini's Bakery	Sampling	Sample Location # 1	MAY-2017	Grab	06/20/2017	06/30/2017	07/07/2017	7
Blackstone Dental	Certification	Dental BMP Certification	MAY-2017	Not Applicable	Not Applicable	06/30/2017	07/12/2017	12
Blackstone Market	Sampling	Sample Location # 1	APR-2017	Grab	05/24/2017	05/30/2017	05/31/2017	1
Blackstone Market	Sampling	Sample Location # 1	OCT-2017	Grab	11/30/2017	11/30/2017	12/11/2017	11
Bliss Manufacturing Co., Inc.	pH	Sample Location # 1	January 2017	Not Applicable	Not Applicable	03/02/2017	03/17/2017	15
Bliss Manufacturing Co., Inc.	pH	Sample Location # 1	March 2017	Not Applicable	Not Applicable	04/30/2017	05/04/2017	4
Bliss Manufacturing Co., Inc.	Sampling	Sample Location # 1	MAR-2017	Composite	03/27/2017	04/30/2017	05/04/2017	4
Bucket Brewery	Sampling	Sample Location # 1	APR-2017	Grab	08/10/2017	05/30/2017	09/14/2017	107
C & P Enterprises	Sampling	Sample Location # 1	JAN-2017	Grab	03/08/2017	03/02/2017	03/15/2017	13
C & P Enterprises	Sampling	Sample Location # 1	JAN-2017	Grab	03/08/2017	03/02/2017	06/02/2017	92
C & P Enterprises	Sampling	Sample Location # 1	JUL-2017	Grab	09/15/2017	08/30/2017	09/18/2017	19
Cala Fruit Distributors, Inc.	Sampling	Sample Location # 1	JAN-2017	Grab	05/23/2017	03/02/2017	06/06/2017	96

**Bucklin Point
Late Reports - 2017**

Company Name	Report Type	Location	Month/Year Satisfied	Sample Type	Sample Date	Due Date	Received Date	Days Late
Cala Fruit Distributors, Inc.	Sampling	Sample Location # 1	JUL-2017	Grab	07/31/2017	08/30/2017	09/14/2017	15
Catanzaros Food Products, Inc.	Sampling	Sample Location # 1	JAN-2017	Grab	04/17/2017	03/02/2017	04/28/2017	57
Catanzaros Food Products, Inc.	Sampling	Sample Location # 1	JUL-2017	Grab	09/18/2017	08/30/2017	10/13/2017	44
Central Auto Radiator, Inc.	pH	Sample Location # 1	April 2017	Not Applicable	Not Applicable	05/30/2017	06/02/2017	3
Central Auto Radiator, Inc.	pH	Sample Location # 1	December 2017	Not Applicable	Not Applicable	01/30/2018	01/31/2018	1
Central Auto Radiator, Inc.	pH	Sample Location # 1	July 2017	Not Applicable	Not Applicable	08/30/2017	09/11/2017	12
Central Auto Radiator, Inc.	pH	Sample Location # 1	June 2017	Not Applicable	Not Applicable	07/30/2017	07/31/2017	1
Central Auto Radiator, Inc.	pH	Sample Location # 1	October 2017	Not Applicable	Not Applicable	11/30/2017	12/07/2017	7
Central Auto Radiator, Inc.	pH	Sample Location # 1	September 2017	Not Applicable	Not Applicable	10/30/2017	11/02/2017	3
Central Auto Radiator, Inc.	Sampling	Sample Location # 1	APR-2017	Grab	04/28/2017	05/30/2017	06/05/2017	6
Central Auto Radiator, Inc.	Sampling	Sample Location # 1	OCT-2017	Grab	10/31/2017	11/30/2017	12/07/2017	7
Cintas Corporation	pH	Sample Location # 1	August 2017	Not Applicable	Not Applicable	09/30/2017	10/16/2017	16
Cintas Corporation	pH	Sample Location # 1	October 2017	Not Applicable	Not Applicable	11/30/2017	12/05/2017	5
Cintas Corporation	Sampling	Sample Location # 1	AUG-2017	Composite	08/29/2017	09/30/2017	10/16/2017	16
Cintas Corporation	Sampling	Sample Location # 1	OCT-2017	Composite	10/25/2017	11/30/2017	12/11/2017	11
City of Pawtucket - Public Works	Sampling	Sample Location # 1	JUL-2017	Grab	09/07/2017	08/30/2017	09/15/2017	16
Comfort Dental II	Certification	Dental BMP Certification	APR-2017	Not Applicable	Not Applicable	05/30/2017	06/19/2017	20
Conopco, Inc. (Site #1)	Sampling	Sample Location # 1	MAR-2017	Composite	03/16/2017	04/30/2017	05/01/2017	1
Conopco, Inc. (Site #1)	Sampling	Sample Location # 1	NOV-2017	Composite	11/16/2017	12/30/2017	01/03/2018	4
Conopco, Inc. (Site #2)	Sampling	Sample Location # 1	MAR-2017	Composite	03/16/2017	04/30/2017	05/01/2017	1
Conopco, Inc. (Site #2)	Sampling	Sample Location # 1	NOV-2017	Composite	11/16/2017	12/30/2017	01/03/2018	4
Cool Air Creations Inc.	Sampling	Sample Location # 1	OCT-2017	Grab	11/22/2017	11/30/2017	01/11/2018	42
Cool Air Creations Inc.	Sampling	Sample Location # 2	OCT-2017	Grab	11/22/2017	11/30/2017	01/11/2018	42
Creative Stone Countertops Inc.	Certification	Zero Discharge Certification	JUL-2017	Not Applicable	Not Applicable	08/30/2017	09/18/2017	19
Crooked Current Brewery	Sampling	Sample Location # 1	APR-2017	Grab	08/03/2017	05/30/2017	08/15/2017	77
Crooked Current Brewery	Sampling	Sample Location # 1	OCT-2017	Grab	01/15/2018	11/30/2017	01/31/2018	62
Crown Collision Center	Sampling	Sample Location # 1	JUL-2017	Grab	07/26/2017	08/30/2017	09/11/2017	12
Dave's Marketplace	Sampling	Sample Location # 1	JAN-2017	Grab	01/05/2017	03/02/2017	04/07/2017	36
Dave's Marketplace	Sampling	Sample Location # 1	JUL-2017	Grab	07/28/2017	08/30/2017	09/12/2017	13
Denison Acquisition Company, LLC	pH	Sample Location # 1	March 2017	Not Applicable	Not Applicable	04/30/2017	05/05/2017	5
Dental Associates of Cumberland, Inc.	Certification	Dental BMP Certification	JAN-2017	Not Applicable	Not Applicable	03/02/2017	04/10/2017	39
Dimitri Ganim, DDS	Sampling	Sample Location # 1	OCT-2017	Grab	12/06/2017	11/30/2017	12/18/2017	18
Dimitri Ganim, DDS	Certification	Dental BMP Certification	OCT-2017	Not Applicable	Not Applicable	11/30/2017	12/08/2017	8
Dr. Anita N. Vasvani, D.M.D.	Certification	Dental BMP Certification	MAR-2017	Not Applicable	Not Applicable	04/30/2017	05/03/2017	3
Dr. John B. DeMello	Certification	Dental BMP Certification	JUN-2017	Not Applicable	Not Applicable	07/30/2017	08/09/2017	10
Eaton Corporation	pH	Sample Location # 1	July 2017	Not Applicable	Not Applicable	08/30/2017	08/31/2017	1
Eaton Corporation	Sampling	Sample Location # 2	JUL-2017	Composite	07/20/2017	08/30/2017	08/31/2017	1
Eaton Corporation	Sampling	Sample Location # 1	JUL-2017	Grab	07/20/2017	08/30/2017	08/31/2017	1
Eaton Corporation	Sampling	Sample Location # 1	OCT-2017	Grab	12/12/2017	11/30/2017	01/12/2018	43

**Bucklin Point
Late Reports - 2017**

Company Name	Report Type	Location	Month/Year Satisfied	Sample Type	Sample Date	Due Date	Received Date	Days Late
Ecological Fibers, Inc.	pH	Sample Location # 1	June 2017	Not Applicable	Not Applicable	07/30/2017	08/02/2017	3
Eglantina Kica, D.M.D.	Certification	Dental BMP Certification	NOV-2017	Not Applicable	Not Applicable	12/30/2017	01/18/2018	19
Finlay Extracts & Ingredients USA, Inc.	Sampling	Sample Location # 1	JUL-2017	Composite	08/15/2017	08/30/2017	09/15/2017	16
Flor Di Brava	Sampling	Sample Location # 1	APR-2017	Grab	06/21/2017	05/30/2017	10/17/2017	140
Foolproof Brewing Co., LLC	Sampling	Sample Location # 1	JAN-2017	Grab	01/23/2017	03/02/2017	05/18/2017	77
Foolproof Brewing Co., LLC	Sampling	Sample Location # 1	JUL-2017	Grab	09/15/2017	08/30/2017	10/23/2017	54
General Cable Industries, LLC	Sampling	Sample Location # 3	OCT-2017	Grab	10/20/2017	11/30/2017	12/14/2017	14
Godfrey & Wing, Inc.	Sampling	Sample Location # 1	AUG-2017	Composite	08/24/2017	09/30/2017	10/02/2017	2
Guatemex Bakery	Sampling	Sample Location # 1	APR-2017	Grab	05/09/2017	05/30/2017	06/14/2017	15
Highland Dental Group, Inc.	Certification	Dental BMP Certification	APR-2017	Not Applicable	Not Applicable	05/30/2017	06/19/2017	20
Hope Global	Sampling	Sample Location # 1	APR-2017	Composite	04/25/2017	05/30/2017	06/09/2017	10
Hope Global	Sampling	Sample Location # 2	APR-2017	Grab	04/25/2017	05/30/2017	06/09/2017	10
Hope Global	Sampling	Sample Location # 3	OCT-2017	Grab	10/01/2017	11/30/2017	12/05/2017	5
Ink Solution	Sampling	Sample Location # 1	APR-2017	Grab	04/24/2017	05/30/2017	06/02/2017	3
International Meat Market	Sampling	Sample Location # 1	OCT-2017	Grab	12/05/2017	11/30/2017	12/18/2017	18
International Meat Market	Sampling	Sample Location # 2	OCT-2017	Grab	12/05/2017	11/30/2017	12/18/2017	18
Isle Brewers Guild	pH	Sample Location # 1	December 2017	Not Applicable	Not Applicable	01/30/2018	02/01/2018	2
Isle Brewers Guild	pH	Sample Location # 1	October 2017	Not Applicable	Not Applicable	11/30/2017	12/04/2017	4
Isle Brewers Guild	pH	Sample Location # 1	September 2017	Not Applicable	Not Applicable	10/30/2017	11/03/2017	4
Isle Brewers Guild	Sampling	Sample Location # 1	APR-2017	Composite	06/21/2017	05/30/2017	06/21/2017	22
Isle Brewers Guild	Sampling	Sample Location # 1	JUL-2017	Composite	06/29/2017	08/30/2017	09/12/2017	13
Isle Brewers Guild	Sampling	Sample Location # 1	OCT-2017	Composite	12/20/2017	11/30/2017	12/22/2017	22
J.I.F. Investment Co., Inc.	Sampling	Sample Location # 1	OCT-2017	Grab	12/08/2017	11/30/2017	12/21/2017	21
JAR Bakers Supply	Sampling	Sample Location # 1	OCT-2017	Grab	12/11/2017	11/30/2017	12/26/2017	26
JH Davis, LLC.	Certification	Zero Discharge Certification	JAN-2017	Not Applicable	Not Applicable	03/02/2017	03/17/2017	15
K&W Webbing Company	pH	Sample Location # 1	April 2017	Not Applicable	Not Applicable	05/30/2017	06/08/2017	9
K&W Webbing Company	pH	Sample Location # 1	August 2017	Not Applicable	Not Applicable	09/30/2017	10/06/2017	6
K&W Webbing Company	pH	Sample Location # 1	February 2017	Not Applicable	Not Applicable	03/30/2017	04/11/2017	12
K&W Webbing Company	pH	Sample Location # 1	June 2017	Not Applicable	Not Applicable	07/30/2017	07/31/2017	1
K&W Webbing Company	Sampling	Sample Location # 1	APR-2017	Grab	04/27/2017	05/30/2017	06/08/2017	9
Kenneth Castellucci & Associates, Inc.	Certification	Zero Discharge Certification	DEC-2017	Not Applicable	Not Applicable	01/30/2018	01/31/2018	1
Kitchen & Counter Top Center of N.E.	Certification	Zero Discharge Certification	OCT-2017	Not Applicable	Not Applicable	11/30/2017	12/26/2017	26
L&B Foods, Inc.	Sampling	Sample Location # 1	JAN-2017	Grab	01/18/2017	03/02/2017	03/15/2017	13
L&B Foods, Inc.	Sampling	Sample Location # 2	JAN-2017	Grab	01/18/2017	03/02/2017	03/15/2017	13
Lindbergh Auto Body, Inc.	Sampling	Sample Location # 1	JAN-2017	Grab	03/23/2017	03/02/2017	03/29/2017	27
Lindsay Ciombor Brislin, DMD	Sampling	Sample Location # 2	OCT-2017	Grab	12/11/2017	11/30/2017	12/11/2017	11
Main Street Market, Inc.	Sampling	Sample Location # 1	JAN-2017	Grab	04/06/2017	03/02/2017	04/20/2017	49
Main Street Market, Inc.	Sampling	Sample Location # 1	JUL-2017	Grab	09/01/2017	08/30/2017	09/11/2017	12
Masbro Polishing Company, Inc.	Certification	Zero Discharge Certification	JUN-2017	Not Applicable	Not Applicable	07/30/2017	08/10/2017	11

**Bucklin Point
Late Reports - 2017**

Company Name	Report Type	Location	Month/Year Satisfied	Sample Type	Sample Date	Due Date	Received Date	Days Late
MDB-T LLC	Sampling	Sample Location # 1	JUL-2017	Grab	07/25/2017	08/30/2017	09/08/2017	9
Memorial Hospital of RI	Sampling	Sample Location # 1	APR-2017	Grab	04/27/2017	05/30/2017	06/07/2017	8
Memorial Hospital of RI	Sampling	Sample Location # 2	APR-2017	Grab	04/27/2017	05/30/2017	06/07/2017	8
Memorial Hospital of RI	Sampling	Sample Location # 3	APR-2017	Grab	04/27/2017	05/30/2017	06/07/2017	8
Memorial Hospital of RI	Sampling	Sample Location # 4	APR-2017	Grab	04/27/2017	05/30/2017	06/07/2017	8
Michael Healy Designs, Inc.	Certification	Sample Location # 1	April 2017	Not Applicable	Not Applicable	05/30/2017	06/23/2017	24
Michael Healy Designs, Inc.	Certification	Sample Location # 1	August 2017	Not Applicable	Not Applicable	09/30/2017	10/08/2017	8
Michael Healy Designs, Inc.	Certification	Sample Location # 1	February 2017	Not Applicable	Not Applicable	03/30/2017	04/27/2017	28
Michael Healy Designs, Inc.	Certification	Sample Location # 1	June 2017	Not Applicable	Not Applicable	07/30/2017	08/28/2017	29
Michael Healy Designs, Inc.	Certification	Sample Location # 1	November 2017	Not Applicable	Not Applicable	12/30/2017	01/09/2018	10
Michael Healy Designs, Inc.	Certification	Sample Location # 1	October 2017	Not Applicable	Not Applicable	11/30/2017	01/09/2018	40
Michael's Meats	Sampling	Sample Location # 1	JAN-2017	Grab	04/06/2017	03/02/2017	04/17/2017	46
Mirror Image	Sampling	Sample Location # 1	APR-2017	Grab	06/16/2017	05/30/2017	07/07/2017	38
North American Salt & Fresh Fish Corp.	Sampling	Sample Location # 1	JAN-2017	Grab	04/27/2017	03/02/2017	04/28/2017	57
Patriot Textiles, Inc.	pH	Sample Location # 1	March 2017	Not Applicable	Not Applicable	04/30/2017	05/30/2017	30
Patriot Textiles, Inc.	pH	Sample Location # 1	May 2017	Not Applicable	Not Applicable	06/30/2017	07/21/2017	21
Paul G. Roque, DDS	Certification	Dental BMP Certification	NOV-2017	Not Applicable	Not Applicable	12/30/2017	01/10/2018	11
Pawtucket Lion Pizza, Inc.	Sampling	Sample Location # 1	APR-2017	Grab	06/07/2017	05/30/2017	06/20/2017	21
Pawtucket Lion Pizza, Inc.	Sampling	Sample Location # 1	OCT-2017	Grab	12/29/2017	11/30/2017	01/17/2018	48
Pawtucket Power Associates	Sampling	Sample Location # 1	APR-2017	Composite	05/16/2017	05/30/2017	06/27/2017	28
Pawtucket Power Associates	Sampling	Sample Location # 4	APR-2017	Composite	05/16/2017	05/30/2017	06/27/2017	28
Pawtucket Power Associates	Sampling	Sample Location # 2	APR-2017	Grab	06/23/2017	05/30/2017	07/25/2017	56
Pawtucket Power Associates	Sampling	Sample Location # 3	APR-2017	Grab	06/15/2017	05/30/2017	07/25/2017	56
Pedro Teixeira, DDS	Certification	Dental BMP Certification	MAR-2017	Not Applicable	Not Applicable	04/30/2017	06/12/2017	43
Philip J. Calabro, D.M.D.	Certification	Dental BMP Certification	APR-2017	Not Applicable	Not Applicable	05/30/2017	06/05/2017	6
Piatek Machine Co., Inc.	Certification	Zero Discharge Certification	APR-2017	Not Applicable	Not Applicable	05/30/2017	06/06/2017	7
Precision Polishing & Ornament	Certification	Zero Discharge Certification	DEC-2017	Not Applicable	Not Applicable	01/30/2018	01/31/2018	1
Precision Polishing & Ornament	Certification	Zero Discharge Certification	JUN-2017	Not Applicable	Not Applicable	07/30/2017	08/25/2017	26
Rand Whitney Southeast Container, LLC	Sampling	Sample Location # 1	OCT-2017	Grab	12/07/2017	11/30/2017	12/11/2017	11
Russell S. Chin, DDS, Ltd.	Certification	Dental BMP Certification	NOV-2017	Not Applicable	Not Applicable	12/30/2017	01/11/2018	12
School Street Warehouse, LLC	Sampling	Sample Location # 1	OCT-2017	Grab	12/28/2017	11/30/2017	01/18/2018	49
Sewrite Embroidery	Sampling	Sample Location # 1	OCT-2017	Composite	10/31/2017	11/30/2017	12/08/2017	8
Sonid LLC	Sampling	Sample Location # 1	APR-2017	Grab	06/30/2017	05/30/2017	09/20/2017	113
Sonid LLC	Sampling	Sample Location # 1	OCT-2017	Grab	12/19/2017	11/30/2017	12/29/2017	29
Stop & Shop Supermarket #704	Sampling	Sample Location # 1	DEC-2017	Grab	12/20/2017	01/30/2018	01/31/2018	1
Stop & Shop Supermarket #704	Sampling	Sample Location # 1	JUN-2017	Grab	06/26/2017	07/30/2017	08/31/2017	32
Stop & Shop Supermarket #704	Sampling	Sample Location # 1	JUN-2017	Grab	07/17/2017	07/30/2017	08/11/2017	12
Stop & Shop Supermarket #704	Sampling	Sample Location # 1	JUN-2017	Grab	07/24/2017	07/30/2017	08/11/2017	12
Stop & Shop Supermarket #704	Sampling	Sample Location # 1	JUN-2017	Grab	07/31/2017	07/30/2017	08/11/2017	12

**Bucklin Point
Late Reports - 2017**

Company Name	Report Type	Location	Month/Year Satisfied	Sample Type	Sample Date	Due Date	Received Date	Days Late
Stop & Shop Supermarket #704	Sampling	Sample Location # 1	JUN-2017	Grab	08/07/2017	07/30/2017	09/18/2017	50
Stop & Shop Supermarket #704	Sampling	Sample Location # 1	SEP-2017	Grab	10/11/2017	10/30/2017	11/27/2017	28
Stop & Shop Supermarket #704	Sampling	Sample Location # 1	SEP-2017	Grab	10/18/2017	10/30/2017	11/27/2017	28
Stop & Shop Supermarket #704	Sampling	Sample Location # 1	SEP-2017	Grab	10/24/2017	10/30/2017	11/27/2017	28
Stop & Shop Supermarket #704	Sampling	Sample Location # 1	SEP-2017	Grab	10/31/2017	10/30/2017	11/27/2017	28
Stop & Shop Supermarket #704	Sampling	Sample Location # 1	SEP-2017	Grab	11/06/2017	10/30/2017	11/27/2017	28
Stop & Shop Supermarket #704	Sampling	Sample Location # 1	SEP-2017	Grab	11/13/2017	10/30/2017	01/31/2018	93
Stop & Shop Supermarket #704	Sampling	Sample Location # 1	SEP-2017	Grab	11/20/2017	10/30/2017	01/31/2018	93
Stop & Shop Supermarket #710	Sampling	Sample Location # 1	DEC-2017	Grab	12/20/2017	01/30/2018	01/31/2018	1
Stop & Shop Supermarket #710	Sampling	Sample Location # 1	JUN-2017	Grab	06/29/2017	07/30/2017	07/31/2017	1
Stop & Shop Supermarket #710	Sampling	Sample Location # 1	SEP-2017	Grab	10/11/2017	10/30/2017	11/27/2017	28
Stop & Shop Supermarket #710	Sampling	Sample Location # 1	SEP-2017	Grab	10/18/2017	10/30/2017	11/27/2017	28
Stop & Shop Supermarket #710	Sampling	Sample Location # 1	SEP-2017	Grab	10/24/2017	10/30/2017	11/27/2017	28
Stop & Shop Supermarket #710	Sampling	Sample Location # 1	SEP-2017	Grab	12/20/2017	10/30/2017	01/31/2018	93
Stop & Shop Supermarket #712	Sampling	Sample Location # 1	DEC-2017	Grab	12/06/2017	01/30/2018	01/31/2018	1
Stop & Shop Supermarket #712	Sampling	Sample Location # 1	JUN-2017	Grab	06/26/2017	07/30/2017	07/31/2017	1
Stop & Shop Supermarket #712	Sampling	Sample Location # 1	JUN-2017	Grab	07/17/2017	07/30/2017	08/11/2017	12
Stop & Shop Supermarket #712	Sampling	Sample Location # 1	JUN-2017	Grab	07/24/2017	07/30/2017	08/11/2017	12
Stop & Shop Supermarket #712	Sampling	Sample Location # 1	JUN-2017	Grab	07/31/2017	07/30/2017	08/11/2017	12
Stop & Shop Supermarket #712	Sampling	Sample Location # 1	JUN-2017	Grab	08/07/2017	07/30/2017	09/18/2017	50
Stop & Shop Supermarket #712	Sampling	Sample Location # 1	JUN-2017	Grab	08/14/2017	07/30/2017	09/18/2017	50
Stop & Shop Supermarket #712	Sampling	Sample Location # 1	JUN-2017	Grab	08/22/2017	07/30/2017	09/18/2017	50
Stop & Shop Supermarket #712	Sampling	Sample Location # 1	JUN-2017	Grab	08/30/2017	07/30/2017	09/18/2017	50
Stop & Shop Supermarket #712	Sampling	Sample Location # 1	JUN-2017	Grab	09/12/2017	07/30/2017	10/23/2017	85
Stop & Shop Supermarket #712	Sampling	Sample Location # 1	JUN-2017	Grab	09/19/2017	07/30/2017	10/23/2017	85
Stop & Shop Supermarket #712	Sampling	Sample Location # 1	JUN-2017	Grab	09/26/2017	07/30/2017	10/23/2017	85
Stop & Shop Supermarket #712	Sampling	Sample Location # 1	JUN-2017	Grab	10/03/2017	07/30/2017	10/23/2017	85
Stop & Shop Supermarket #712	Sampling	Sample Location # 1	JUN-2017	Grab	10/11/2017	07/30/2017	11/27/2017	120
Stop & Shop Supermarket #712	Sampling	Sample Location # 1	JUN-2017	Grab	10/18/2017	07/30/2017	11/27/2017	120
Stop & Shop Supermarket #712	Sampling	Sample Location # 1	JUN-2017	Grab	10/24/2017	07/30/2017	11/27/2017	120
Stop & Shop Supermarket #712	Sampling	Sample Location # 1	JUN-2017	Grab	10/31/2017	07/30/2017	11/27/2017	120
Stop & Shop Supermarket #712	Sampling	Sample Location # 1	JUN-2017	Grab	11/06/2017	07/30/2017	11/27/2017	120
Stop & Shop Supermarket #712	Sampling	Sample Location # 1	JUN-2017	Grab	11/13/2017	07/30/2017	01/31/2018	185
Stop & Shop Supermarket #712	Sampling	Sample Location # 1	JUN-2017	Grab	11/20/2017	07/30/2017	01/31/2018	185
Stop & Shop Supermarket #712	Sampling	Sample Location # 1	JUN-2017	Grab	11/28/2017	07/30/2017	01/31/2018	185
Stop & Shop Supermarket #712	Sampling	Sample Location # 1	JUN-2017	Grab	12/06/2017	07/30/2017	01/31/2018	185
Summit Manufacturing Corporation	pH	Sample Location # 1	August 2017	Not Applicable	Not Applicable	09/30/2017	10/25/2017	25
Summit Manufacturing Corporation	pH	Sample Location # 1	July 2017	Not Applicable	Not Applicable	08/30/2017	09/21/2017	22
Summit Manufacturing Corporation	pH	Sample Location # 1	September 2017	Not Applicable	Not Applicable	10/30/2017	11/01/2017	2

**Bucklin Point
Late Reports - 2017**

Company Name	Report Type	Location	Month/Year Satisfied	Sample Type	Sample Date	Due Date	Received Date	Days Late
Summit Manufacturing Corporation	Sampling	Sample Location # 1	AUG-2017	Composite	08/31/2017	09/30/2017	10/25/2017	25
Summit Manufacturing Corporation	Sampling	Sample Location # 1	JUL-2017	Composite	07/31/2017	08/30/2017	09/21/2017	22
Summit Manufacturing Corporation	Sampling	Sample Location # 1	SEP-2017	Composite	09/29/2017	10/30/2017	11/22/2017	23
Swissline Precision, LLC.	Certification	Zero Discharge Certification	JAN-2017	Not Applicable	Not Applicable	03/02/2017	03/24/2017	22
Swissline Precision, LLC.	Certification	Zero Discharge Certification	JUL-2017	Not Applicable	Not Applicable	08/30/2017	09/06/2017	7
Tedor Pharma Inc.	pH	Sample Location # 1	July 2017	Not Applicable	Not Applicable	08/30/2017	08/31/2017	1
The Car Store, Inc.	Sampling	Sample Location # 1	APR-2017	Grab	04/13/2017	05/30/2017	07/12/2017	43
The Car Store, Inc.	Sampling	Sample Location # 1	OCT-2017	Grab	10/31/2017	11/30/2017	12/27/2017	27
The Seabra Group, LLC	Sampling	Sample Location # 2	SEP-2017	Grab	11/15/2017	10/30/2017	11/27/2017	28
The Seabra Group, LLC	Sampling	Sample Location # 2	SEP-2017	Grab	11/22/2017	10/30/2017	12/01/2017	32
The Stop & Shop Supermarket Co. LLC	Sampling	Sample Location # 1	DEC-2017	Grab	12/20/2017	01/30/2018	01/31/2018	1
The Stop & Shop Supermarket Co. LLC	Sampling	Sample Location # 1	JUN-2017	Grab	06/29/2017	07/30/2017	07/31/2017	1
Tracey Gear Inc.	Certification	Zero Discharge Certification	JAN-2017	Not Applicable	Not Applicable	03/02/2017	03/13/2017	11
University Oral & Maxil. - School Street	Sampling	Sample Location # 1	OCT-2017	Grab	10/25/2017	11/30/2017	01/03/2018	34
V. George Rustigian Rugs Inc. - Meeting Street	pH	Sample Location # 1	August 2017	Not Applicable	Not Applicable	09/30/2017	11/03/2017	34
V. George Rustigian Rugs Inc. - Meeting Street	pH	Sample Location # 2	August 2017	Not Applicable	Not Applicable	09/30/2017	11/03/2017	34
V. George Rustigian Rugs Inc. - Meeting Street	pH	Sample Location # 1	December 2017	Not Applicable	Not Applicable	01/30/2018	02/02/2018	3
V. George Rustigian Rugs Inc. - Meeting Street	pH	Sample Location # 2	December 2017	Not Applicable	Not Applicable	01/30/2018	02/02/2018	3
V. George Rustigian Rugs Inc. - Meeting Street	pH	Sample Location # 1	September 2017	Not Applicable	Not Applicable	10/30/2017	11/03/2017	4
V. George Rustigian Rugs Inc. - Meeting Street	pH	Sample Location # 2	September 2017	Not Applicable	Not Applicable	10/30/2017	11/03/2017	4
Wardwell Braiding Machine Company	Sampling	Sample Location # 1	JUL-2017	Grab	09/05/2017	08/30/2017	09/05/2017	6
Water Works Car Wash	Sampling	Sample Location # 1	JAN-2017	Grab	01/20/2017	03/02/2017	03/06/2017	4
Water Works Car Wash	Sampling	Sample Location # 1	JUL-2017	Grab	07/07/2017	08/30/2017	09/18/2017	19
William B. Chan DMD	Certification	Dental BMP Certification	OCT-2017	Not Applicable	Not Applicable	11/30/2017	12/28/2017	28
Xelapan Bakery and Convenience	Sampling	Sample Location # 1	JUN-2017	Grab	07/20/2017	07/30/2017	08/04/2017	5
Zaccagnini's Pastry Shoppe	Sampling	Sample Location # 1	OCT-2017	Grab	11/09/2017	11/30/2017	12/04/2017	4
Zebra Technologies Corporation	Certification	Zero Discharge Certification	NOV-2017	Not Applicable	Not Applicable	12/30/2017	01/05/2018	6

USER REQUIREMENTS

BUCKLIN POINT

**Bucklin Point
User Requirements - 2017**

Company Name	Submittal	Issue Date	Due Date	Received Date	Days Late
100 Chambers Street Operations, LLC	Permit Application	06/06/2017	07/31/2017	08/31/2017	31
1537 Corporation	Permit Application	07/07/2017	08/04/2017	08/21/2017	17
Agawam Hunt	Permit Application	05/23/2017	06/20/2017	07/06/2017	16
Air Filtration Systems	Signed Permit	09/25/2017	10/22/2017	10/11/2017	0
All Star Pizza	Other	10/11/2017	11/17/2017	01/11/2018	55
Allstate Restaurant Equipment	Permit Application	04/21/2017	05/26/2017	05/30/2017	4
Alves and Sons Bakery	Resampling Results for _____	07/03/2017	09/04/2017	08/25/2017	0
America's Best Value Inn	Permit Application	09/08/2017	10/06/2017	11/08/2017	33
Amica Mutual Insurance Co. - 25	Permit Application	04/07/2017	05/05/2017	04/21/2017	0
Amica Mutual Insurance Co.-100	Permit Application	07/07/2017	08/04/2017	08/04/2017	0
Angelo's Pizza, Inc.	Permit Application	06/06/2017	07/05/2017	07/28/2017	23
Anjos Enterprises, Inc.	Permit Application	05/23/2017	06/20/2017	06/12/2017	0
Antigua Guatemala Bakery	Repair Grease Trap	01/30/2017	02/28/2017	02/16/2017	0
Apna Bazar, LLC	Permit Application	10/10/2017	11/15/2017	11/08/2017	0
Arigna Irish Pub & Coal Fire Pizza	Permit Application	09/06/2017	09/30/2017	11/07/2017	38
Arigna Irish Pub & Coal Fire Pizza	Permit Application	11/07/2017	12/10/2017		60
Arigna Irish Pub & Coal Fire Pizza	Process Plans	11/07/2017	12/10/2017		60
Armistice Pizzeria LLC	Permit Application	06/07/2017	06/30/2017	06/14/2017	0
Bernardo Manufacturing	Permit Application	04/07/2017	05/05/2017	04/21/2017	0
Blackstone Dental	Permit Application	11/09/2017	12/07/2017	01/29/2018	53
Blackstone Donuts	Permit Application	05/05/2017	06/02/2017	08/07/2017	66
Blackstone Market	Permit Application	11/07/2017	12/07/2017	01/02/2018	26
Bliss Manufacturing Co., Inc.	Permit Application	04/21/2017	05/26/2017	05/22/2017	0
Bliss Manufacturing Co., Inc.	Resampling Results for _____	07/17/2017	08/15/2017	08/16/2017	1
Bliss Manufacturing Co., Inc.	How to Comply	11/28/2017	12/29/2017	12/11/2017	0
Broadway Car Wash	Permit Application	05/23/2017	06/20/2017	06/02/2017	0
Buffalo Lincoln Associates, LLC	Permit Application	09/08/2017	10/06/2017	10/19/2017	13
C & P Enterprises	Permit Application	04/07/2017	05/05/2017	06/02/2017	28
Canton Wok	Permit Application	05/05/2017	06/03/2017	08/30/2017	88
Celtic Pub, Inc.	Permit Application	06/12/2017	08/11/2017	07/24/2017	0
Celtic Pub, Inc.	Sign & Return Report	09/12/2017	09/30/2017	09/18/2017	0
Central Falls Detention Facility Corp.	Permit Application	06/14/2017	07/21/2017	07/20/2017	0
Central Falls Detention Facility Corp.	Permit Application	12/04/2017	12/29/2017	12/29/2017	0
Chemart Company	Other	07/24/2017	08/31/2017	08/17/2017	0
Cintas Corporation	Resampling Results for _____	06/06/2017	07/21/2017	07/03/2017	0
Cintas Corporation	Resampling Results for _____	07/05/2017	08/18/2017	07/24/2017	0
City of Pawtucket - Public Works	Permit Application	08/22/2017	09/25/2017	11/01/2017	37
Coin-OP	Permit Application	07/14/2017	08/25/2017	08/08/2017	0
Cooley, Incorporated	Permit Application	02/03/2017	03/10/2017	02/15/2017	0
Costa del Sol Restaurant	Permit Application	03/06/2017	04/06/2017	07/13/2017	98
Costigan - O'Neill Funeral Home	Permit Application	04/14/2017	05/12/2017	06/06/2017	25
Creative Stone Countertops Inc.	Permit Application	11/03/2017	12/01/2017	11/21/2017	0
Cumberland High School	Permit Application	02/21/2017	03/21/2017	03/06/2017	0
Cumberland House of Pizza	Permit Application	07/07/2017	08/04/2017	08/21/2017	17
Darlington Assisted Living Center	Pump Grease Trap	08/21/2017	09/08/2017	09/27/2017	19
Dave's Marketplace	40 CFR 136 Notification	04/20/2017	04/27/2017	05/07/2017	10
Dave's Marketplace	Permit Application	11/03/2017	12/01/2017	12/14/2017	13
David London and Company	Permit Application	01/20/2017	02/17/2017	02/01/2017	0
Denison Acquisition Company, LLC	Resampling Results for _____	11/27/2017	01/19/2018	01/22/2018	3
Diene Group LLC	Permit Application	03/23/2017	05/31/2017	07/18/2017	48
Diffley & Daughters Septic	Permit Application	07/07/2017	08/04/2017	10/10/2017	67
Dufficy Enterprises, Inc.	Repair Grease Trap	10/18/2017	11/24/2017	01/22/2018	59
Dufficy Enterprises, Inc.	Pump Grease Trap	10/18/2017	11/24/2017	01/22/2018	59
Dunkin Donuts - Central Avenue	Permit Application	01/27/2017	02/24/2017	02/21/2017	0
Dunkin Donuts - Cumberland	Repair Grease Trap	11/17/2017	12/15/2017	12/12/2017	0
Dwaraka Foods LLC	Permit Application	07/17/2017	08/21/2017	08/25/2017	4
Dynamic Packaging LLC	Spill Control Plan	12/07/2017	01/12/2018		27
Dynamic Packaging LLC	Process Plans	12/07/2017	01/12/2018		27
Dynamic Packaging LLC	Permit Application	12/08/2017	01/12/2018		27
Dynamic Packaging LLC	Toxic Organic/Solvent Mgt Plan	12/08/2017	01/12/2018		27

**Bucklin Point
User Requirements - 2017**

Company Name	Submittal	Issue Date	Due Date	Received Date	Days Late
ELKA Restaurant, Inc.	Permit Application	03/07/2017	04/04/2017	05/10/2017	36
East Providence Fire Station #3	Resampling Results for _____	02/10/2017	04/03/2017	05/11/2017	38
East Providence Fire Station #3	Resampling Results for _____	05/15/2017	07/10/2017	08/28/2017	49
Eaton Corporation	Permit Application	04/12/2017	05/12/2017	05/12/2017	0
Enrico Caruso Society	Permit Application	11/03/2017	12/01/2017	11/21/2017	0
Everybody's Favorite Family Restaurant	Permit Application	08/22/2017	09/19/2017	09/12/2017	0
Excellent Coffee Company	Permit Application	09/08/2017	10/06/2017	09/28/2017	0
Fallon Memorial Elementary School	Permit Application	08/18/2017	09/15/2017	09/21/2017	6
Fallon Memorial Elementary School	Permit Application	08/18/2017	08/22/2017	09/15/2017	24
Fallon Memorial Elementary School	Permit Application	09/26/2017	10/24/2017	10/10/2017	0
Filibuster Club	Permit Application	06/09/2017	07/07/2017	07/20/2017	13
Finest Seafood Market & Grille	Permit Application	09/27/2017	10/30/2017	10/11/2017	0
Foolproof Brewing Co., LLC	Permit Application	04/07/2017	05/05/2017	05/18/2017	13
Frank Lizotte's Glass Co., Inc.	Permit Application	07/07/2017	08/04/2017	07/21/2017	0
Frank Lizotte's Glass Co., Inc.	Signed Permit	12/22/2017	01/22/2018	01/02/2018	0
Froyo World Lincoln	Permit Application	08/25/2017	09/25/2017	11/21/2017	57
Galway Bay	Permit Application	03/07/2017	04/04/2017	04/25/2017	21
General Cable Industries, LLC	Other	05/15/2017	05/29/2017	05/23/2017	0
General Cable Industries, LLC	Permit Application	11/09/2017	12/15/2017	12/07/2017	0
Georgia's Restaurant Ltd.	Permit Application	03/17/2017	06/07/2017	06/22/2017	15
Great Taste	Permit Application	09/08/2017	10/06/2017	10/11/2017	5
Harris Industries, Inc.	Permit Application	12/08/2017	01/19/2018		20
Harry's Bar and Burger	Permit Application	09/07/2017	11/30/2017		70
Homestead Baking Company	Permit Application	05/23/2017	06/20/2017	07/20/2017	30
Hope Buffinton Packaging Group, LLC	Permit Application	11/07/2017	11/07/2017	12/07/2017	30
Hope Buffinton Packaging Group, LLC	Permit Application	11/07/2017	12/07/2017	11/13/2017	0
Hope Global	Permit Application	02/03/2017	03/31/2017	05/08/2017	38
Hot Spot LLC	Repair Grease Trap	02/02/2017	03/03/2017	03/10/2017	7
Hot Spot LLC	Permit Application	02/21/2017	03/21/2017	03/31/2017	10
House of Pizza	Permit Application	10/06/2017	11/03/2017	10/16/2017	0
Impact Custom Apparel, LLC	Permit Application	06/09/2017	07/20/2017	07/17/2017	0
Industrial Container Services - RI, LLC	Permit Application	10/20/2017	11/17/2017	11/06/2017	0
Isle Brewers Guild	Other	01/24/2017	10/01/2017	10/06/2017	5
Isle Brewers Guild	Other	01/24/2017	09/01/2017	09/06/2017	5
Isle Brewers Guild	Other	01/24/2017	08/01/2017	08/08/2017	7
Isle Brewers Guild	Other	01/24/2017	06/01/2017	06/01/2017	0
Isle Brewers Guild	Other	01/24/2017	05/01/2017	05/02/2017	1
Isle Brewers Guild	Other	01/24/2017	04/01/2017	04/05/2017	4
Isle Brewers Guild	Other	01/24/2017	03/01/2017	03/03/2017	2
Isle Brewers Guild	Other	01/24/2017	02/01/2017	02/01/2017	0
Isle Brewers Guild	Other	01/24/2017	11/01/2017	11/13/2017	12
Isle Brewers Guild	Other	01/24/2017	12/01/2017	01/02/2018	32
Isle Brewers Guild	Other	01/24/2017	07/01/2017	07/01/2017	0
J and K Restaurant	Permit Application	04/21/2017	05/22/2017	07/03/2017	42
J and K Restaurant	Repair Grease Trap	11/16/2017	12/15/2017		55
J&M Diamond Tool, Inc.	Permit Application	03/27/2017	04/25/2017	04/07/2017	0
Jacky's Galaxie Restaurant, Inc.	Permit Application	12/07/2017	01/31/2018		8
John H. Collins & Sons Company	Resampling Results for _____	04/03/2017	05/26/2017	05/24/2017	0
Johnston Donuts, Inc.	Permit Application	11/03/2017	12/01/2017	12/27/2017	26
Kitchen & Counter Top Center of N.E.	Signed Permit	09/15/2017	10/25/2017	09/25/2017	0
Kiwi Burst Yogurt Shop	Permit Application	02/03/2017	03/10/2017	03/01/2017	0
L&B Foods, Inc.	Repair Grease Trap	02/16/2017	03/15/2017	03/15/2017	0
La Casona Restaurant	Permit Application	05/05/2017	06/02/2017	08/30/2017	89
La Palencianita Bakery-Food LLC	Permit Application	09/28/2017	10/30/2017	10/30/2017	0
La Sopressa	Permit Application	10/24/2017	11/30/2017	01/11/2018	42
Lane Foods, Inc.	Permit Application	12/12/2017	01/12/2018	12/26/2017	0
Lincoln Fine Ingredients	Resampling Results for _____	03/13/2017	05/05/2017	03/31/2017	0
Liquid Blue	Permit Application	01/20/2017	02/17/2017	03/10/2017	21
Lonsdale Donuts	Permit Application	06/29/2017	07/31/2017	08/21/2017	21
M & M NY System	Permit Application	03/07/2017	04/04/2017	03/20/2017	0

**Bucklin Point
User Requirements - 2017**

Company Name	Submittal	Issue Date	Due Date	Received Date	Days Late
Main Street Market, Inc.	Permit Application	11/14/2017	12/12/2017	11/27/2017	0
Maplehurst Diner	Permit Application	06/13/2017	07/10/2017	08/08/2017	29
Maroon Group, LLC.	Other	04/04/2017	08/15/2017	08/03/2017	0
Michael Perri & Sons, Inc.	Permit Application	03/17/2017	04/14/2017	04/03/2017	0
Michael's Meats	Other	04/19/2017	04/26/2017	05/11/2017	15
Michael's Meats	Resampling Results for _____	04/19/2017	06/07/2017	07/13/2017	36
Modern Diner	Permit Application	04/21/2017	05/22/2017	05/03/2017	0
Murphy's Law	Permit Application	02/03/2017	03/10/2017	05/09/2017	60
My Daddy's Pizza	Repair Grease Trap	03/23/2017	04/23/2017	07/13/2017	81
New England Catering Service, LLC	Permit Application	09/08/2017	10/06/2017	11/20/2017	45
New England Linen Supply, Inc.	Resampling Results for _____	04/03/2017	05/26/2017	05/05/2017	0
Olly's Pizza	Permit Application	08/22/2017	09/19/2017	10/23/2017	34
P & G Bowling, Inc.	Permit Application	07/07/2017	08/04/2017	09/08/2017	35
Parkway Apartments, L.P.	Permit Application	08/03/2017	09/01/2017	08/21/2017	0
Pawtucket China Inn	Permit Application	12/07/2017	01/31/2018		8
Pawtucket Power Associates	Engineering Study	05/01/2017	05/30/2017	05/03/2017	0
Pawtucket Power Associates	Engineering Study	07/11/2017	08/31/2017	08/09/2017	0
Providence Braid Co., Inc.	Permit Application	09/15/2017	10/13/2017	10/18/2017	5
Providence Metallizing Company, Inc.	Permit Application	02/10/2017	03/10/2017	03/29/2017	19
Pub Ventures	Permit Application	07/07/2017	08/04/2017	07/20/2017	0
Rand Whitney Southeast Container, LLC	Permit Application	12/05/2017	01/05/2018	01/09/2018	4
Restaurante Serra Da Estrela	Permit Application	09/08/2017	11/22/2017		78
Richmond Motor Sales, Inc.	Permit Application	05/05/2017	06/02/2017	08/04/2017	63
Shaydan Inc.	Permit Application	03/17/2017	04/17/2017	04/17/2017	0
Spin City Cumberland, LLC	Permit Application	08/22/2017	09/25/2017	09/15/2017	0
Sunoco, Inc. (R&M)	Permit Application	03/17/2017	04/14/2017	04/13/2017	0
Sunshine Market	Permit Application	08/08/2017	08/28/2017	08/31/2017	3
Super Dragon	Permit Application	03/17/2017	04/17/2017	04/12/2017	0
Tanury Industries	Resampling Results for _____	02/02/2017	03/17/2017	03/08/2017	0
Tanury Industries	Other	02/15/2017	03/15/2017	03/03/2017	0
Tanury Industries	Other	06/21/2017	07/30/2017	08/08/2017	9
Tanury Industries	Resampling Results for _____	07/28/2017	09/15/2017	08/25/2017	0
Tanury Industries	Permit Application	09/07/2017	10/05/2017	09/21/2017	0
Tanury Industries	Resampling Results for _____	12/01/2017	01/15/2018	01/11/2018	0
Tanya Creations, Inc.	Permit Application	01/20/2017	02/20/2017	02/17/2017	0
Tanya Creations, Inc.	Signed Permit	07/24/2017	08/21/2017	08/10/2017	0
Tedor Pharma Inc.	Other	01/09/2017	01/15/2017	01/13/2017	0
Tedor Pharma Inc.	Resampling Results for _____	05/09/2017	06/27/2017	07/07/2017	10
Tedor Pharma Inc.	Resampling Results for _____	07/26/2017	09/13/2017	07/28/2017	0
Teknor Apex - Mendon	Permit Application	03/31/2017	04/28/2017	04/27/2017	0
Teknor Apex Co.	Other	07/14/2017	08/07/2017	07/27/2017	0
The Car Store, Inc.	Permit Application	11/03/2017	12/01/2017	01/02/2018	32
The Children's Workshop	Permit Application	12/07/2017	01/31/2018	01/26/2018	0
The Evans Findings Company, Inc.	Permit Application	06/28/2017	07/20/2017	07/10/2017	0
The Goat Hospitality Group, Inc.	Permit Application	06/13/2017	08/31/2017	10/10/2017	40
The Mansion, Inc.	Permit Application	06/06/2017	07/12/2017	07/07/2017	0
The Okonite Company	Resampling Results for _____	08/21/2017	10/13/2017	10/25/2017	12
Tiffany and Company	Process Plans	02/02/2017	03/01/2017	02/27/2017	0
Tiffany and Company	Other	04/04/2017	04/14/2017	04/13/2017	0
Tiffany and Company	Permit Application	11/09/2017	12/22/2017	12/20/2017	0
Trinity Management	Install Pretreatment System	03/03/2017	04/03/2017	03/09/2017	0
Trinity Management LLC	Pump Grease Trap	02/15/2017	03/10/2017	02/23/2017	0
Trinity Management LLC	Install Pretreatment System	02/20/2017	03/10/2017	03/08/2017	0
Trinity Management LLC	Resampling Results for _____	09/25/2017	11/10/2017	11/16/2017	6
Underground Heros Inc.	Permit Application	03/07/2017	04/04/2017	03/17/2017	0
Verizon - BV	Permit Application	02/14/2017	03/14/2017	03/10/2017	0
Vibe Lounge	Permit Application	09/08/2017	11/01/2017	09/13/2017	0
Village Pizza Inc.	Permit Application	05/16/2017	06/13/2017	06/01/2017	0
Zaccagnini's Pastry Shoppe	Permit Application	05/05/2017	06/02/2017	08/29/2017	88

ATTACHMENT VOLUME II

SECTION 10

***POTW, SEPTAGE, AND RIVER
MONITORING DATA***

INFLUENT LOADING DATA

FIELD'S POINT

Field's Point Influent Metals Al - Mo 2017
all analyses in ppb

Date	Day of the Week	Influent Flow	Inf Al (ppb)	Inf Fe (ppb)	Inf Se (ppb)	Inf As (ppb)	Inf Mo (ppb)
1/3/2017	Tuesday	58.97	518.2	2033.0000	2.097	2.157	3.829
1/4/2017	Wednesday	50.74	214.8	1235.0000		1.488	
1/10/2017	Tuesday	50.74	624.1	2332.0000	2.307	2.449	3.668
1/11/2017	Wednesday	57.43	585.1	1876.0000		2.452	
1/17/2017	Tuesday	44.31	478.4	1750.0000	1.846	2.220	20.944
1/18/2017	Wednesday	40.73	200.7	1386.0000		2.540	
1/24/2017	Tuesday	78.12	403.2	1553.0000	1.005	1.770	1.941
1/25/2017	Wednesday	67.29	200.2	1196.0000		1.968	
1/31/2017	Tuesday	39.37	263.8	1877.0000	3.968	2.398	3.211
2/1/2017	Wednesday	41.62	290.7	1715.0000		3.035	
2/7/2017	Tuesday	44.50	575.9	2378.0000	2.121	2.086	3.272
2/8/2017	Wednesday	38.09	209.8	1439.0000		1.860	
2/14/2017	Tuesday	37.97	212.9	1594.0000	1.675	2.090	2.664
2/15/2017	Wednesday	44.24	382.0	1920.0000		1.699	
2/21/2017	Tuesday	41.79	222.3	1483.0000	4.344	1.674	4.621
2/22/2017	Wednesday	42.79	260.7	1572.0000		1.976	
2/28/2017	Tuesday	39.81	231.1	1535.0000	4.206	1.757	6.654
3/1/2017	Wednesday	41.30	568.2	2180.0000		2.211	
3/7/2017	Tuesday	36.91	265.7	1651.0000	3.018	1.960	3.477
3/8/2017	Wednesday	37.32	353.3	1777.0000		2.293	
3/14/2017	Tuesday	56.04	684.0	2566.0000	3.291	2.393	4.443
3/15/2017	Wednesday	63.36	253.9	1257.0000		2.215	
3/21/2017	Tuesday	38.61	212.9	1418.0000	4.389	2.193	4.381
3/22/2017	Wednesday	39.08	205.3	1501.0000		2.129	
3/28/2017	Tuesday	53.52	326.7	1518.0000	1.993	1.911	4.530
3/29/2017	Wednesday	48.24	193.1	1437.0000		1.756	
4/4/2017	Tuesday	78.02	378.4	1325.0000	1.821	1.481	2.339
4/5/2017	Wednesday	72.69	169.5	954.1		1.218	
4/11/2017	Tuesday	63.91	263.7	1046.0000	2.558	1.665	3.806
4/12/2017	Wednesday	47.27	793.2	2002.0000		2.513	
4/18/2017	Tuesday	41.69	223.5	1526.0000	3.927	2.302	5.217
4/19/2017	Wednesday	42.50	228.3	1484.0000		1.855	
4/25/2017	Tuesday	69.25	541.4	1621.0000	2.142	1.678	3.746
4/26/2017	Wednesday	82.15	305.2	1001.0000		1.516	
5/2/2017	Tuesday	57.30	277.1	1496.0000	2.275	1.517	3.846
5/3/2017	Wednesday	54.89	171.9	1158.0000		1.471	
5/9/2017	Tuesday	64.23	161.5	1247.0000	1.333	1.431	2.073
5/10/2017	Wednesday	61.80	186.4	1308.0000		1.468	
5/16/2017	Tuesday	63.34	153.3	971.9	1.022	1.344	1.932
5/17/2017	Wednesday	63.86	166.5	1169.0000		1.527	
5/23/2017	Tuesday	43.18	330.9	1548.0000	2.817	1.854	5.119
5/24/2017	Wednesday	43.17	183.7	1319.0000		1.725	
5/30/2017	Tuesday	43.01	183.1	1405.0000	3.608	1.640	9.206
5/31/2017	Wednesday	42.66	226.2	1218.0000		1.531	
6/6/2017	Tuesday	62.62	236.6	1056.0000	1.878	1.660	3.891
6/7/2017	Wednesday	68.35	403.2	1316.0000		1.492	
6/13/2017	Tuesday	41.33	226.9	1247.0000	1.522	1.779	4.454
6/14/2017	Wednesday	39.19	213.5	1219.0000		1.726	
6/20/2017	Tuesday	56.26	336.6	1200.0000	1.697	1.636	4.708
6/21/2017	Wednesday	43.20	212.6	1228.0000		1.749	
6/27/2017	Tuesday	39.87	223.2	1394.0000	1.467	1.970	4.170
6/28/2017	Wednesday	38.58	180.3	1098.0000		1.901	
7/4/2017	Tuesday	34.78	274.9	1670.0000	<1.000	1.848	3.168
7/5/2017	Wednesday	34.55	272.6	2033.0000		2.005	
7/11/2017	Tuesday	65.96	439.3	1264.0000	<1.000	1.477	2.932

Field's Point Influent Metals Al - Mo 2017
all analyses in ppb

Date	Day of the Week	Influent Flow	Inf Al (ppb)	Inf Fe (ppb)	Inf Se (ppb)	Inf As (ppb)	Inf Mo (ppb)
7/12/2017	Wednesday	64.74	601.7	1654.0000		1.596	
7/18/2017	Tuesday	40.41	352.4	1782.0000	1.969	2.075	5.076
7/19/2017	Wednesday	36.25	240.4	1449.0000		2.104	
7/25/2017	Tuesday	42.23	250.5	1299.0000	1.876	2.101	3.833
7/26/2017	Wednesday	33.95	200.8	1250.0000		1.901	
8/1/2017	Tuesday	31.18	244.3	1493.0000	3.159	1.776	8.417
8/2/2017	Wednesday	33.40	251.9	1576.0000		1.802	
8/8/2017	Tuesday	32.16	191.7	1229.0000	2.849	1.762	7.695
8/9/2017	Wednesday	31.69	192.4	1234.0000		1.982	
8/15/2017	Tuesday	30.24	269.6	1425.0000	2.454	2.709	7.316
8/16/2017	Wednesday	31.73	283.2	1403.0000		2.494	
8/22/2017	Tuesday	31.08	274.2	1501.0000	4.549	2.615	4.995
8/23/2017	Wednesday	30.50	257.8	1446.0000		2.545	
8/29/2017	Tuesday	33.96	378.3	1986.0000	5.191	2.494	6.520
8/30/2017	Wednesday	30.23	310.1	1503.0000		2.254	
9/5/2017	Tuesday	30.66	242.6	1307.0000	2.099	2.665	4.123
9/6/2017	Wednesday	45.87	973.2	3166.0000		2.964	
9/12/2017	Tuesday	28.43	304.1	1450.0000	2.235	1.994	4.506
9/13/2017	Wednesday	28.31	237.6	1354.0000		1.960	
9/19/2017	Tuesday	35.51	440.0	2741.0000	2.415	2.097	5.413
9/20/2017	Wednesday	31.11	244.1	1356.0000		1.949	
9/26/2017	Tuesday	29.54	231.3	1441.0000	2.819	1.862	14.024
9/27/2017	Wednesday	29.35	227.9	1351.0000		1.596	
10/3/2017	Tuesday	27.55	232.0	1419.0000	4.129	1.909	5.388
10/4/2017	Wednesday	29.06	217.6	1404.0000		1.888	
10/10/2017	Tuesday	28.52	185.1	1413.0000	1.885	2.044	5.911
10/11/2017	Wednesday	29.13	197.6	1483.0000		1.889	
10/17/2017	Tuesday	26.98	256.5	1864.0000	1.785	1.812	4.388
10/18/2017	Wednesday	26.60	296.5	1672.0000		2.202	
10/24/2017	Tuesday	46.93	504.2	2105.0000	3.309	2.228	6.323
10/25/2017	Wednesday	66.92	396.6	1369.0000		1.847	
10/31/2017	Tuesday	62.12	162.6	982.4	1.359	1.428	2.694
11/1/2017	Wednesday	52.29	203.0	1311.0000		1.552	
11/7/2017	Tuesday	37.18	279.4	1562.0000	2.590	2.471	4.708
11/8/2017	Wednesday	32.46	140.1	2005.0000		2.445	
11/14/2017	Tuesday	31.41	173.1	1332.0000	3.587	2.041	5.390
11/15/2017	Wednesday	34.15	188.1	1364.0000		2.165	
11/21/2017	Tuesday	34.13	253.3	1607.0000	2.459	2.005	31.292
11/22/2017	Wednesday	61.69	391.5	1312.0000		1.549	
11/28/2017	Tuesday	34.84	244.7	1620.0000	2.371	1.900	3.484
11/29/2017	Wednesday	31.56	214.0	1564.0000		2.013	
12/5/2017	Tuesday	50.45	441.723	1684.589	3.024	1.974	3.869
12/6/2017	Wednesday	50.86	239.217		2.905	1.826	4.425
12/12/2017	Tuesday	41.17	417.466		1.460	1.899	4.437
12/13/2017	Wednesday	32.86	166.535		3.097	1.937	7.913
12/19/2017	Tuesday	31.74	214.034		4.863	1.979	5.882
12/20/2017	Wednesday	30.85	181.994		1.839	1.961	3.070
12/26/2017	Tuesday	32.70	209.856		<1.000	2.410	2.611
12/27/2017	Wednesday	31.11	190.441		<1.000	1.852	5.366

Field's Point Influent Metals Cd - CN 2017
all analyses in ppb

Date	Day of the Week	Influent Flow	Cd (ppb)	Cr (ppb)	Cu (ppb)	Pb (ppb)	Hg (ppb)	Ni (ppb)	Ag (ppb)	Zn (ppb)	CN (ppb)
1/3/2017	Tuesday	58.97	<2.5	<10.000	37.51	18.20	0.03850	23.46	<4.0	122.4	8.130
1/4/2017	Wednesday	50.74	<2.5	<10.000	39.01	<10.000	0.02980	35.26	<4.0	82.20	21.40
1/10/2017	Tuesday	50.74	<2.5	<10.000	40.46	15.28	0.03020	25.14	<4.0	137.4	18.30
1/11/2017	Wednesday	57.43	<2.5	<10.000	33.14	17.10	0.02910	21.24	<4.0	145.2	20.90
1/17/2017	Tuesday	44.31	<2.5	<10.000	38.95	<10.000	0.03520	24.39	<4.0	102.5	8.92
1/18/2017	Wednesday	40.73	<2.5	<10.000	24.36	<10.000	0.03880	22.16	<4.0	62.61	8.47
1/24/2017	Tuesday	78.12	<2.5	12.99	38.92	16.73	0.02830	15.53	<4.0	111.5	11.20
1/25/2017	Wednesday	67.29	<2.5	<10.000	26.56	<10.000	0.04270	18.68	<4.0	58.87	14.20
1/31/2017	Tuesday	39.37	<2.5	<10.000	26.20	10.57	0.04070	20.16	<4.0	77.84	11.20
2/1/2017	Wednesday	41.62	<2.5	<10.000	29.92	<10.000	0.02890	16.58	<4.0	89.14	9.800
2/7/2017	Tuesday	44.50	<2.5	<10.000	41.40	16.19	0.04580	20.38	<4.0	159.3	12.80
2/8/2017	Wednesday	38.09	<2.5	<10.000	31.70	<10.000	0.02920	26.86	<4.0	95.69	7.090
2/14/2017	Tuesday	37.97	<2.5	<10.000	29.28	<10.000	0.03100	21.97	<4.0	110.1	9.740
2/15/2017	Wednesday	44.24	<2.5	<10.000	60.25	<10.000	0.04660	19.48	<4.0	127.4	11.80
2/21/2017	Tuesday	41.79	<2.5	<10.000	31.69	<10.000	0.01660	18.52	<4.0	89.04	12.10
2/22/2017	Wednesday	42.79	<2.5	<10.000	28.70	<10.000	0.02480	18.03	<4.0	90.31	<8.00
2/28/2017	Tuesday	39.81	<2.5	<10.000	23.47	<10.000	0.03040	15.68	<4.0	84.50	7.110
3/1/2017	Wednesday	41.30	<2.5	<10.000	32.38	13.20	0.04070	13.53	<4.0	118.4	10.80
3/7/2017	Tuesday	36.91	<2.5	<10.000	37.02	<10.000	0.02620	17.44	<4.0	79.20	10.90
3/8/2017	Wednesday	37.32	<2.5	10.72	34.06	<10.000	0.02510	22.31	<4.0	86.06	12.80
3/14/2017	Tuesday	56.04	<2.5	<10.000	30.69	22.70	0.02790	13.81	<4.0	124.4	25.70
3/15/2017	Wednesday	63.36	<2.5	<10.000	20.57	10.79	0.01700	14.87	<4.0	71.79	14.10
3/21/2017	Tuesday	38.61	<2.5	<10.000	24.30	<10.000	0.02430	23.47	<4.0	72.28	9.88
3/22/2017	Wednesday	39.08	<2.5	<10.000	25.95	<10.000	0.02550	20.80	<4.0	71.93	9.210
3/28/2017	Tuesday	53.52	<2.5	<10.000	27.60	11.69	0.01910	13.17	<4.0	87.08	11.50
3/29/2017	Wednesday	48.24	<2.5	<10.000	28.32	<10.000	0.01520	14.69	<4.0	64.01	8.820
4/4/2017	Tuesday	78.02	<2.5	<10.000	25.88	30.59	0.02340	19.19	<4.0	88.27	27.10
4/5/2017	Wednesday	72.69	<2.5	<10.000	21.75	<10.000	0.03070	13.60	<4.0	44.40	32.30
4/11/2017	Tuesday	63.91	<2.5	<10.000	35.43	<10.000	0.02770	12.22	<4.0	70.92	7.350
4/12/2017	Wednesday	47.27	<2.5	<10.000	42.31	32.14	0.07170	15.11	<4.0	133.9	6.890
4/18/2017	Tuesday	41.69	<2.5	<10.000	37.07	<10.000	0.03280	15.19	<4.0	99.83	5.520
4/19/2017	Wednesday	42.50	<2.5	<10.000	55.31	<10.000	0.03290	19.00	<4.0	96.05	5.930
4/25/2017	Tuesday	69.25	<2.5	<10.000	55.85	20.05	0.06450	11.20	<4.0	108.6	4.350
4/26/2017	Wednesday	82.15	<2.5	<10.000	25.58	<10.000	0.02890	<10.000	<4.0	53.70	4.360
5/2/2017	Tuesday	57.30	<2.5	<10.000	40.85	10.06	0.02760	28.11	<4.0	101.7	5.340
5/3/2017	Wednesday	54.89	<2.5	<10.000	25.90	<10.000	0.02100	19.52	<4.0	63.2	5.380
5/9/2017	Tuesday	64.23	<2.5	<10.000	28.02	<10.000	0.02050	15.37	<4.0	73.9	5.220
5/10/2017	Wednesday	61.80	<2.5	<10.000	30.33	<10.000	0.1630	15.65	<4.0	68.9	<4.00
5/16/2017	Tuesday	63.34	<2.5	<10.000	23.88	<10.000	0.01850	15.25	<4.0	55.27	6.110
5/17/2017	Wednesday	63.86	<2.5	<10.000	28.09	<10.000	0.02590	14.18	<4.0	61.25	10.90
5/23/2017	Tuesday	43.18	<2.5	96.10	44.37	<10.000	0.01450	31.56	<4.0	310.2	8.370
5/24/2017	Wednesday	43.17	<2.5	10.61	27.17	<10.000	0.02460	18.00	<4.0	81.36	6.550
5/30/2017	Tuesday	43.01	<2.5	<10.000	41.5	<10.000	0.1020	27.71	<4.0	80.1	13.00
5/31/2017	Wednesday	42.66	<2.5	<10.000	31.1	<10.000	0.03930	23.60	<4.0	93.0	4.930
6/6/2017	Tuesday	62.62	<2.5	18.86	34.15	<10.000	0.03080	33.81	<4.0	100.3	5.310
6/7/2017	Wednesday	68.35	<2.5	<10.000	24.32	<10.000	0.02230	16.09	<4.0	54.16	8.970
6/13/2017	Tuesday	41.33	<2.5	<10.000	31.41	<10.000	0.02480	13.97	<4.0	88.70	<8.00
6/14/2017	Wednesday	39.19	<2.5	16.91	35.70	<10.000	0.03430	15.60	<4.0	107.8	<8.00
6/20/2017	Tuesday	56.26	<2.5	<10.000	30.75	16.27	0.09140	12.41	<4.0	145.5	<10.000
6/21/2017	Wednesday	43.20	<2.5	22.60	28.51	<10.000	0.02300	16.50	<4.0	112.9	<10.000
6/27/2017	Tuesday	39.87	<2.5	<10.000	49.80	11.13	0.02710	19.87	<4.0	116.7	5.510
6/28/2017	Wednesday	38.58	<2.5	<10.000	35.44	<10.000	0.02770	16.97	<4.0	86.41	12.10
7/4/2017	Tuesday	34.78	<2.5	<10.000	43.13	11.87	0.03800	<10.000	<4.0	111.1	5.820
7/5/2017	Wednesday	34.55	<2.5	<10.000	65.74	21.41	0.1320	15.79	<4.0	118.5	7.930
7/11/2017	Tuesday	65.96	<2.5	<10.000	44.66	20.08	0.02610	11.59	<4.0	110.4	9.820
7/12/2017	Wednesday	64.74	<2.5	<10.000	53.22	27.69	0.05690	13.92	<4.0	116.1	13.60
7/18/2017	Tuesday	40.41	<2.5	<10.000	48.22	<10.000	0.05830	28.91	<4.0	158.0	7.410
7/19/2017	Wednesday	36.25	<2.5	<10.000	66.11	11.40	0.03450	39.67	<4.0	133.7	9.370
7/25/2017	Tuesday	42.23	<2.5	12.98	44.84	15.15	0.03090	28.03	<4.0	150.9	10.80
7/26/2017	Wednesday	33.95	<2.5	<10.000	39.78	<10.000	0.03160	34.04	<4.0	117.8	16.70
8/1/2017	Tuesday	31.18	<2.5	15.75	42.92	<10.000	0.02820	32.98	<4.0	221.4	7.980

Field's Point Influent Metals Cd - CN 2017
all analyses in ppb

Date	Day of the Week	Influent Flow	Cd (ppb)	Cr (ppb)	Cu (ppb)	Pb (ppb)	Hg (ppb)	Ni (ppb)	Ag (ppb)	Zn (ppb)	CN (ppb)
8/2/2017	Wednesday	33.40	<2.5	<10.000	49.49	<10.000	0.04730	29.59	<4.0	203.8	6.870
8/8/2017	Tuesday	32.16	<2.5	<10.000	42.20	<10.000	0.02310	24.09	<4.0	157.6	7.360
8/9/2017	Wednesday	31.69	<2.5	<10.000	43.35	<10.000	0.02040	30.63	<4.0	151.7	9.410
8/15/2017	Tuesday	30.24	<2.5	<10.000	59.47	<10.000	0.03220	21.17	5.036	134.1	8.840
8/16/2017	Wednesday	31.73	<2.5	<10.000	46.38	12.35	0.1230	22.46	<4.0	138.1	4.980
8/22/2017	Tuesday	31.08	<2.5	11.07	46.53	33.02	0.03890	21.12	<4.0	163.7	7.250
8/23/2017	Wednesday	30.50	<2.5	<10.000	47.10	13.38	0.01840	18.87	<4.0	146.2	8.710
8/29/2017	Tuesday	33.96	<2.5	18.94	66.26	12.61	0.05060	29.20	<4.0	223.5	10.9
8/30/2017	Wednesday	30.23	<2.5	<10.000	55.09	<10.000	0.04920	20.48	<4.0	171.9	13.8
9/5/2017	Tuesday	30.66	<2.5	<10.000	37.03	<10.000	0.06440	17.88	<4.0	111.1	5.91
9/6/2017	Wednesday	45.87	<2.5	<10.000	68.41	50.60	0.08460	20.29	<4.0	218.2	<8.00
9/12/2017	Tuesday	28.43	<2.5	15.85	57.14	<10.000	0.08070	22.73	<4.0	155.3	7.860
9/13/2017	Wednesday	28.31	<2.5	24.93	32.93	<10.000	0.03500	23.85	<4.0	110.0	7.040
9/19/2017	Tuesday	35.51	<2.5	<10.000	118.0	21.81	0.06470	33.94	<4.0	198.8	14.40
9/20/2017	Wednesday	31.11	<2.5	<10.000	65.45	<10.000	0.03880	22.28	<4.0	92.58	8.550
9/26/2017	Tuesday	29.54	<2.5	14.18	90.45	<10.000	0.04860	36.25	<4.0	157.7	13.90
9/27/2017	Wednesday	29.35	<2.5	11.10	89.19	<10.000	0.03530	35.00	<4.0	140.9	15.50
10/3/2017	Tuesday	27.55	<2.5	<10.000	47.04	<10.000	0.03280	18.89	<4.0	94.44	6.730
10/4/2017	Wednesday	29.06	<2.5	14.09	56.61	<10.000	0.05350	19.94	<4.0	98.75	7.530
10/10/2017	Tuesday	28.52	<2.5	<10.000	46.91	<10.000	0.01680	26.26	<4.0	116.1	8.580
10/11/2017	Wednesday	29.13	<2.5	11.33	82.53	<10.000	0.04770	22.51	<4.0	154.2	6.260
10/17/2017	Tuesday	26.98	<2.5	<10.000	45.41	<10.000	0.03310	20.35	<4.0	110.0	64.90
10/18/2017	Wednesday	26.60	<2.5	14.33	54.56	<10.000	0.04310	26.75	<4.0	135.6	7.170
10/24/2017	Tuesday	46.93	<2.5	<10.000	63.87	27.78	0.03900	31.42	<4.0	165.8	6.450
10/25/2017	Wednesday	66.92	<2.5	<10.000	43.33	19.48	0.03410	19.76	<4.0	122.0	9.630
10/31/2017	Tuesday	62.12	<2.5	<10.000	24.35	<10.000	0.02690	12.82	<4.0	42.26	9.200
11/1/2017	Wednesday	52.29	<2.5	<10.000	32.70	<10.000	0.03070	12.97	<4.0	51.84	5.840
11/7/2017	Tuesday	37.18	<2.5	<10.000	55.39	22.59	0.04900	22.87	<4.0	132.4	7.400
11/8/2017	Wednesday	32.46	<2.5	<10.000	39.49	<10.000	0.02500	21.46	<4.0	70.96	6.410
11/14/2017	Tuesday	31.41	<2.5	<10.000	53.15	<10.000	0.02220	21.54	<4.0	91.37	7.460
11/15/2017	Wednesday	34.15	<2.5	<10.000	37.13	<10.000	0.03400	25.42	<4.0	83.39	6.560
11/21/2017	Tuesday	34.13	<2.5	23.78	47.80	12.52	0.04340	29.51	<4.0	175.5	6.750
11/22/2017	Wednesday	61.69	<2.5	<10.000	58.17	30.06	0.05640	18.84	<4.0	97.51	23.90
11/28/2017	Tuesday	34.84	<2.5	<10.000	32.98	<10.000	0.03300	17.19	<4.0	79.88	11.70
11/29/2017	Wednesday	31.56	<2.5	<10.000	71.53	<10.000	0.03280	23.43	<4.0	100.5	15.00
12/5/2017	Tuesday	50.45	1.094	12.589	36.584	14.051	0.009230	18.531	0.948	124.908	6.250
12/6/2017	Wednesday	50.86	0.197	6.892	55.198	7.023		17.449	0.754	71.723	5.560
12/12/2017	Tuesday	41.17	0.208	4.598	31.970	10.761		18.175	0.548	96.325	16.40
12/13/2017	Wednesday	32.86	0.200	3.784	26.475	3.275		20.127	0.518	83.424	9.080
12/15/2017	Friday	30.85									10.10
12/16/2017	Saturday	29.92									9.720
12/19/2017	Tuesday	31.74	0.194	6.012	45.858	4.258		46.987	1.155	121.456	8.260
12/20/2017	Wednesday	30.85	0.199	4.220	33.220	3.622		27.535	0.556	93.222	10.00
12/26/2017	Tuesday	32.70	0.190	2.427	21.701	5.049		12.963	0.206	71.418	11.50
12/27/2017	Wednesday	31.11	0.278	11.055	47.813	4.645		17.461	1.553	83.874	10.80

Field's Point Monthly Average, Minimum, and Maximum Influent Data 2017
all analyses in ppb

Date		Flow (MGD)	Cd	TTL Cr	Cu	Pb	Hg(ppb)	Ni	Ag	Zn	CN
January	Average	44.75	2.50	10.33	33.90	13.10	34.81	22.89	4.00	100.06	13.64
	Minimum	30.07	2.50	10.00	24.36	10.00	28.30	15.53	4.00	58.87	8.13
	Maximum	78.12	2.50	12.99	40.46	18.20	42.70	35.26	4.00	145.20	21.40
February	Average	40.61	2.50	10.00	34.55	10.77	31.66	19.69	4.00	105.69	9.81
	Minimum	36.57	2.50	10.00	23.47	10.00	16.60	15.68	4.00	84.50	7.09
	Maximum	50.20	2.50	10.00	60.25	16.19	46.60	26.86	4.00	159.30	12.80
March	Average	41.79	2.50	10.08	28.99	12.04	24.56	17.12	4.00	86.13	12.63
	Minimum	34.26	2.50	10.00	20.57	10.00	15.20	13.17	4.00	64.01	8.82
	Maximum	63.36	2.50	10.72	37.02	22.70	40.70	23.47	4.00	124.40	25.70
April	Average	59.69	2.50	10.00	37.40	16.60	39.08	14.44	4.00	86.96	11.73
	Minimum	39.62	2.50	10.00	21.75	10.00	23.40	10.00	4.00	44.40	4.35
	Maximum	95.82	2.50	10.00	55.85	32.14	71.70	19.19	4.00	133.90	32.30
May	Average	57.04	2.50	18.67	32.12	10.01	45.69	20.90	4.00	98.89	6.98
	Minimum	42.66	2.50	10.00	23.88	10.00	14.50	14.18	4.00	55.27	4.00
	Maximum	79.15	2.50	96.10	44.37	10.06	163.00	31.56	4.00	310.20	13.00
June	Average	48.91	2.50	13.55	33.76	10.93	35.18	18.15	4.00	101.56	8.49
	Minimum	38.58	2.50	10.00	24.32	10.00	22.30	12.41	4.00	54.16	5.31
	Maximum	68.35	2.50	22.60	49.80	16.27	91.40	33.81	4.00	145.50	12.10
July	Average	42.00	2.50	10.37	50.71	15.95	51.04	22.74	4.00	127.06	10.18
	Minimum	31.39	2.50	10.00	39.78	10.00	26.10	10.00	4.00	110.40	5.82
	Maximum	65.96	2.50	12.98	66.11	27.69	132.00	39.67	4.00	158.00	16.70
August	Average	32.35	2.50	11.58	49.88	13.14	43.13	25.06	4.10	171.20	8.61
	Minimum	28.60	2.50	10.00	42.20	10.00	18.40	18.87	4.00	134.10	4.98
	Maximum	44.02	2.50	18.94	66.26	33.02	123.00	32.98	5.04	223.50	13.80
September	Average	32.85	2.50	13.26	69.83	16.55	56.51	26.53	4.00	148.07	10.15
	Minimum	27.80	2.50	10.00	32.93	10.00	35.00	17.88	4.00	92.58	5.91
	Maximum	55.17	2.50	24.93	118.00	50.60	84.60	36.25	4.00	218.20	15.50
October	Average	36.74	2.50	11.08	51.62	13.03	36.33	22.08	4.00	115.46	14.05
	Minimum	26.60	2.50	10.00	24.35	10.00	16.80	12.82	4.00	42.26	6.26
	Maximum	69.91	2.50	14.33	82.53	27.78	53.50	31.42	4.00	165.80	64.90
November	Average	36.92	2.50	11.53	47.59	13.91	36.28	21.47	4.00	98.15	10.11
	Minimum	31.07	2.50	10.00	32.70	10.00	22.20	12.97	4.00	51.84	5.84
	Maximum	61.69	2.50	23.78	71.53	30.06	56.40	29.51	4.00	175.50	23.90
December	Average	35.01	0.32	6.45	37.35	6.59	9.23	22.40	0.78	93.29	9.77
	Minimum	29.92	0.19	2.43	21.70	3.28	9.23	12.96	0.21	71.42	5.56
	Maximum	50.86	1.09	12.59	55.20	14.05	9.23	46.99	1.55	124.91	16.40

Field's Point Influent Loading Summary 2017

Field's Point monthly mean influent loading summary (lbs/month)

Monthly total loads calculated as: Monthly Total Influent Flow (MG) * Average Daily Concentration (ppb) * Conversion Factor (0.00834).

Month	Total Monthly Flow (MG)	Cd	Total Cr	Cu	Pb	Hg	Ni	Ag	Zn	Total Cyanide	Total Metals*
January	1387.29	28.92	119.54	392.24	151.54	0.4028	264.85	46.28	1,157.67	157.76	2161.45
February	1137.16	23.71	94.84	327.68	102.18	0.3003	186.71	37.94	1,002.31	92.99	1775.67
March	1295.45	27.01	108.90	313.19	130.10	0.2653	184.98	43.22	930.53	136.50	1738.19
April	1790.58	37.33	149.33	558.47	247.86	0.5835	215.62	59.73	1,298.59	175.09	2567.53
May	1768.14	36.87	275.33	473.67	147.55	0.6738	308.12	58.99	1,458.23	102.93	2759.42
June	1467.21	30.59	165.76	413.11	133.68	0.4304	222.12	48.95	1,242.73	103.84	2257.37
July	1301.90	27.14	112.62	550.63	173.18	0.5542	246.95	43.43	1,379.63	110.55	2534.14
August	1002.76	20.91	96.81	417.14	109.86	0.3607	209.57	34.32	1,431.75	72.01	2320.71
September	985.35	20.54	108.95	573.81	136.02	0.4644	218.00	32.87	1,216.83	83.37	2307.48
October	1139.09	23.75	105.29	490.42	123.77	0.3452	209.74	38.00	1,096.88	133.48	2088.20
November	1107.60	23.09	106.52	439.64	128.47	0.3351	198.33	36.95	906.65	93.42	1839.98
December	1085.38	2.90	58.36	338.12	59.61	0.0836	202.80	7.06	844.50	88.41	1513.43
Total (lbs/year)		302.77	1502.26	5288.10	1643.83	4.7991	2667.79	487.73	13966.29		

*Total Metals = Sum of Monthly Metals Loads (Cd, Cr, Cu, Pb, Hg, Ni, Ag, Zn)

Field's Point monthly mean influent loading summary (lbs/day)

Average of daily loads – Each Daily load is calculated as: Daily Influent Flow (MG) * Daily Concentration (ppb) * Conversion Factor (0.00834); the average of those loads is reported here.

Month	Mean Inf Flow (MGD)	Cd	Total Cr	Cu	Pb	Hg	Ni	Ag	Zn	Total Cyanide	Total Metals*
January	44.75	1.13	4.74	15.50	6.10	0.0156	10.11	1.81	45.90	6.21	85.30
February	40.61	0.86	3.45	12.05	3.74	0.0110	6.76	1.38	36.71	3.41	64.95
March	41.79	0.96	3.86	10.93	4.75	0.0092	6.38	1.54	33.26	5.04	61.69
April	59.69	1.30	5.19	18.48	8.68	0.0196	7.32	2.07	42.90	6.67	85.96
May	57.04	1.12	7.60	14.13	4.49	0.0206	9.05	1.79	41.73	3.07	79.93
June	48.91	1.01	5.49	13.36	4.47	0.0147	7.57	1.62	40.58	3.41	74.12
July	42.00	0.92	3.81	18.51	6.32	0.0180	7.82	1.47	46.25	3.82	85.12
August	32.35	0.66	3.07	13.17	3.46	0.0114	6.64	1.08	45.33	2.27	73.41
September	32.85	0.67	3.47	19.13	5.08	0.0158	7.09	1.08	41.36	2.72	77.90
October	36.74	0.80	3.44	15.54	4.55	0.0113	6.82	1.27	35.60	3.98	68.03
November	36.92	0.81	3.68	15.40	4.90	0.0123	6.74	1.30	31.15	3.55	63.99
December	35.01	0.11	2.13	12.01	2.27	0.0039	6.82	0.24	29.54	2.88	53.12

*Total Metals = Sum of Monthly Average Metals Loads (Cd, Cr, Cu, Pb, Hg, Ni, Ag, Zn)

Field's Point Influent Loading Summary 2017

Field's Point monthly mean influent concentration (ppb)

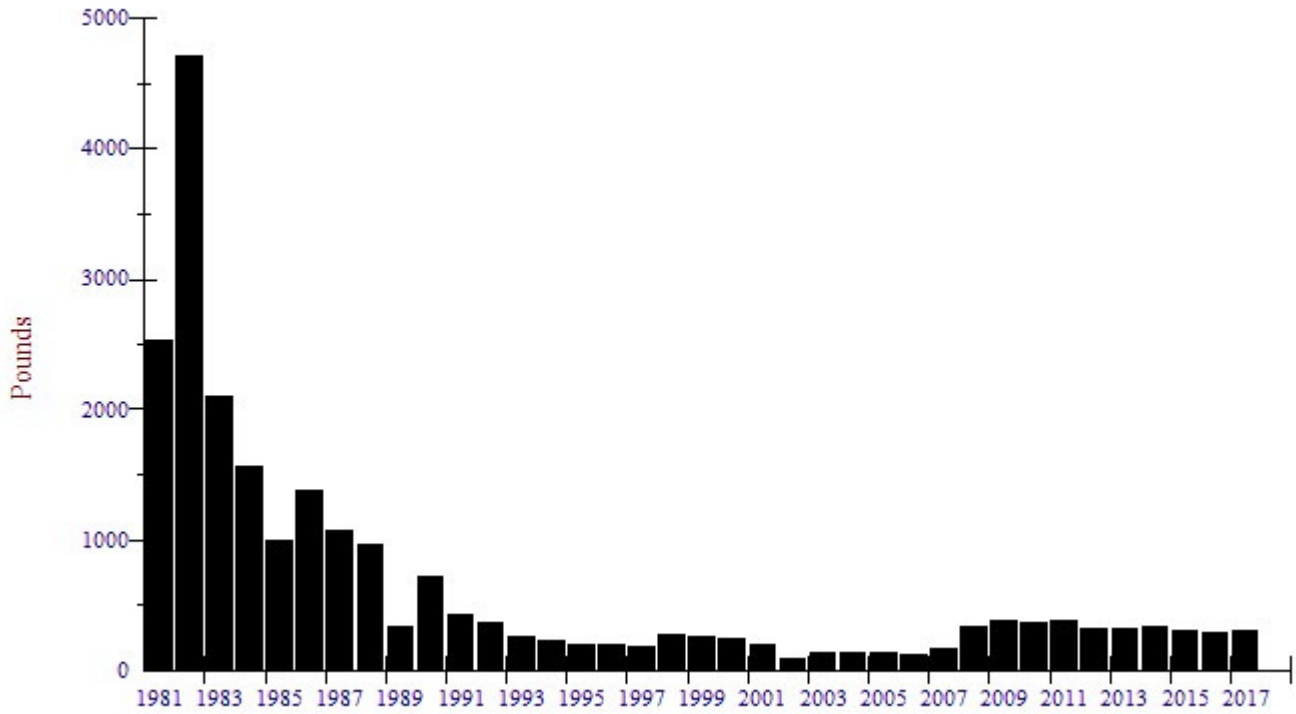
Month	Mean Inf Flow (MGD)	Cd	Total Cr	Cu	Pb	Hg	Ni	Ag	Zn	Total Cyanide	Total Metals*
January	44.75	2.50	10.33	33.90	13.10	0.0348	22.89	4.00	100.06	13.64	186.81
February	40.61	2.50	10.00	34.55	10.77	0.0317	19.69	4.00	105.69	9.81	187.23
March	41.79	2.50	10.08	28.99	12.04	0.0246	17.12	4.00	86.13	12.63	160.88
April	59.69	2.50	10.00	37.40	16.60	0.0391	14.44	4.00	86.96	11.73	171.93
May	57.04	2.50	18.67	32.12	10.01	0.0457	20.90	4.00	98.89	6.98	187.13
June	48.91	2.50	13.55	33.76	10.93	0.0352	18.15	4.00	101.56	8.49	184.48
July	42.00	2.50	10.37	50.71	15.95	0.0510	22.74	4.00	127.06	10.18	233.39
August	32.35	2.50	11.58	49.88	13.14	0.0431	25.06	4.10	171.20	8.61	277.50
September	32.85	2.50	13.26	69.83	16.55	0.0565	26.53	4.00	148.07	10.15	280.79
October	36.74	2.50	11.08	51.62	13.03	0.0363	22.08	4.00	115.46	14.05	219.81
November	36.92	2.50	11.53	47.59	13.91	0.0363	21.47	4.00	98.15	10.11	199.19
December	35.01	0.32	6.45	37.35	6.59	0.0092	22.40	0.78	93.29	9.77	167.19

*Total Metals = Sum of Monthly Average Metals Concentrations (Cd, Cr, Cu, Pb, Hg, Ni, Ag, Zn)

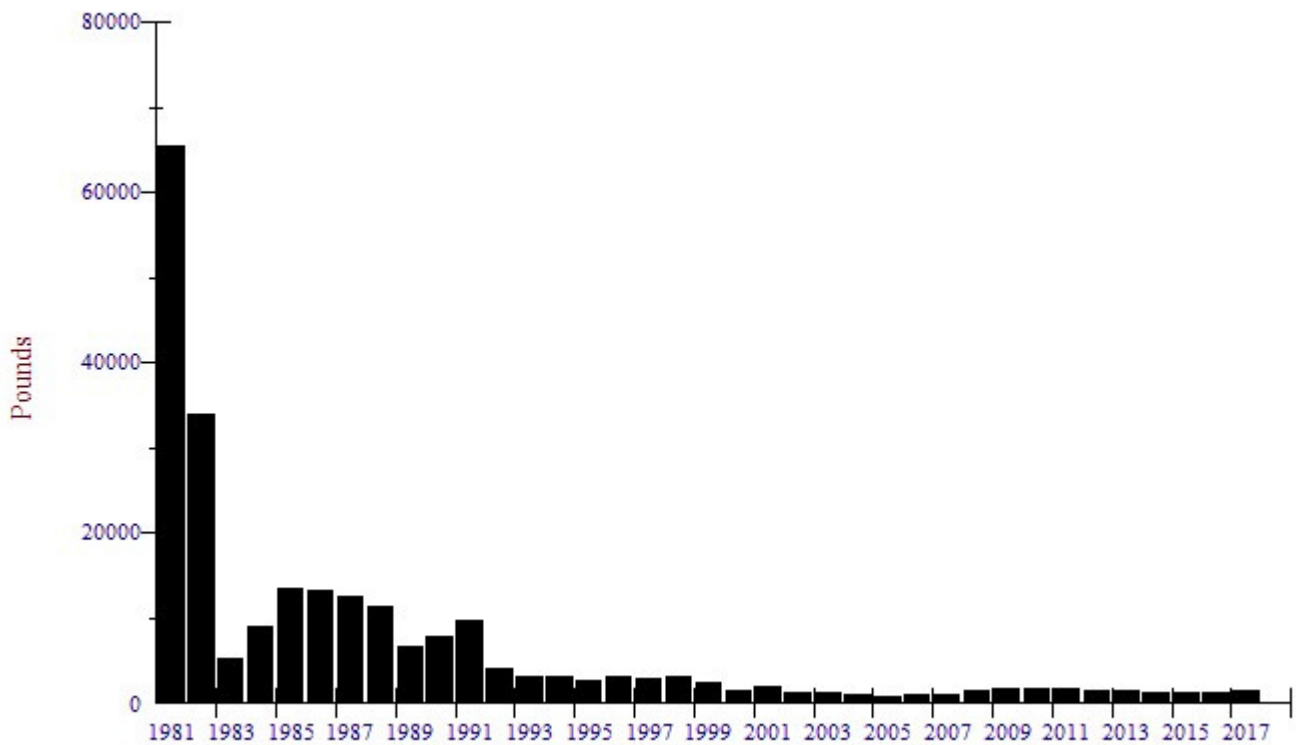
Field's Point Influent Loading Data
Influent loading (lbs/year)

Year	Cadmium	Chromium	Copper	Lead	Mercury	Nickel	Silver	Zinc
1981	2,525	65,354	363,670	30,528	89	214,734	9,040	268,159
1982	4,704	34,033	196,011	24,562	329	142,393	2,729	305,976
1983	2,104	5,330	177,409	16,610	149	140,299	3,531	211,092
1984	1,566	9,109	171,021	17,776	265	134,463	5,249	151,764
1985	995	13,566	125,683	16,208	171	102,841	4,150	146,043
1986	1,385	13,158	114,928	16,848	188	81,718	7,649	163,160
1987	1,077	12,530	74,121	11,751	67	59,380	4,417	149,914
1988	971	11,514	30,915	10,052	123	45,188	2,242	79,569
1989	328	6,744	19,864	5,947	120	33,763	1,710	76,037
1990	724	7,870	25,494	6,118	165	32,448	2,116	63,054
1991	424	9,792	27,871	7,115	178	40,963	2,456	30,663
1992	372	4,067	24,457	6,001	169	35,861	2,232	25,854
1993	256	3,216	25,327	4,943	84	31,380	1,574	26,820
1994	223	3,181	22,996	3,771	84	21,236	1,732	25,351
1995	197	2,701	14,296	2,955	63	18,656	1,349	22,202
1996	197	3,157	14,353	2,188	31	18,534	1,262	17,199
1997	182	2,997	13,794	3,613	25	16,757	1,247	17,307
1998	274	3,148	12,274	3,484	30	12,365	1,251	17,679
1999	259	2,503	11,799	2,141	17	11,491	1,126	18,766
2000	239	1,514	14,178	3,144	13	11,846	1,234	21,689
2001	192	1,970	13,832	2,524	27	8,736	843	16,151
2002	96	1,302	9,469	2,270	11	5,324	777	14,665
2003	134	1,307	7,710	1,951	16	6,058	655	13,400
2004	132	1,081	7,429	1,644	13	7,324	643	13,363
2005	131	893	7,361	1,719	13	4,550	590	15,450
2006	121	1,097	8,392	2,028	11	5,000	574	15,385
2007	166	1,165	6,497	1,214	8	3,472	425	13,395
2008	336	1,586	6,543	1,875	7	3,189	566	14,444
2009	381	1,664	5,854	1,849	7	3,240	604	14,814
2010	362	1,639	5,518	1,886	13	2,978	574	12,022
2011	385	1,781	5,545	1,748	6	3,848	595	12,337
2012	314	1,482	4,780	1,383	6	2,815	509	11,282
2013	325	1,543	5,024	1,512	6	2,605	522	11,387
2014	330	1,365	5,941	1,448	5	2,784	525	12,668
2015	310	1,290	5,458	1,493	5	2,728	470	14,609
2016	291	1,252	5,048	1,348	5	2,956	469	13,037
2017	303	1,502	5,288	1,644	5	2,668	488	13,966

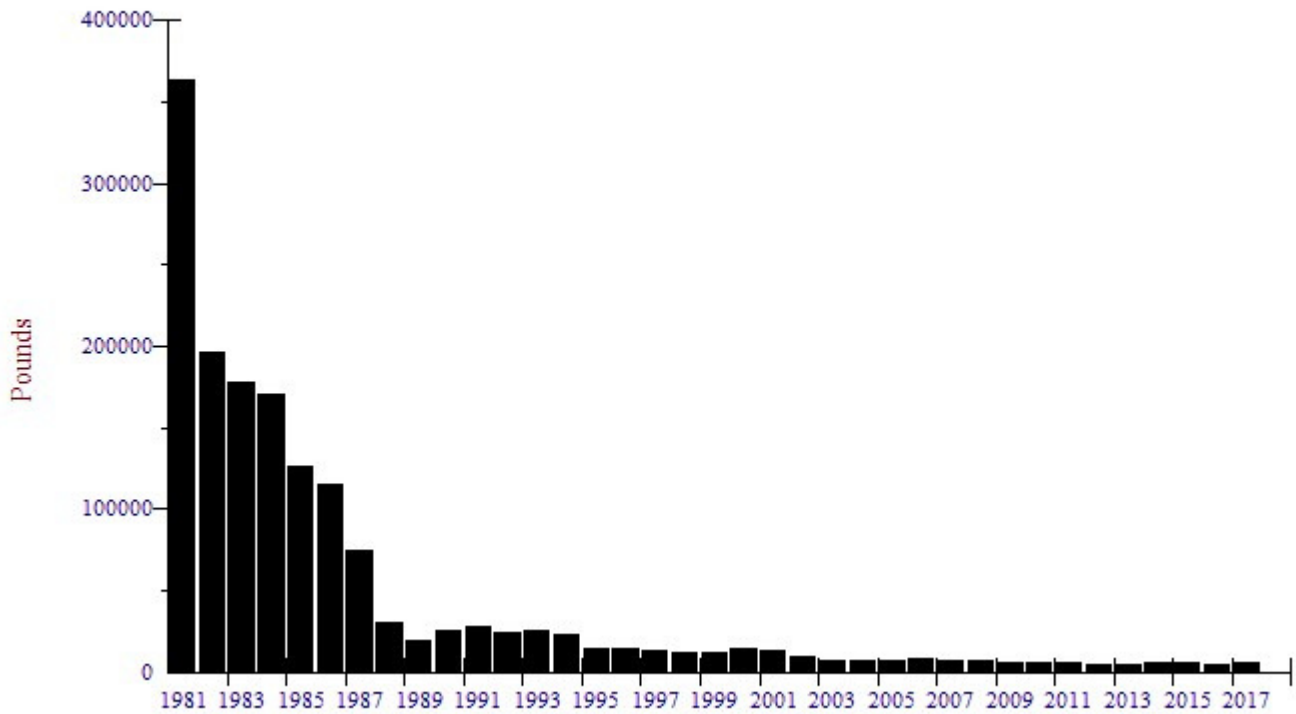
Field's Point Influent Cadmium Loading



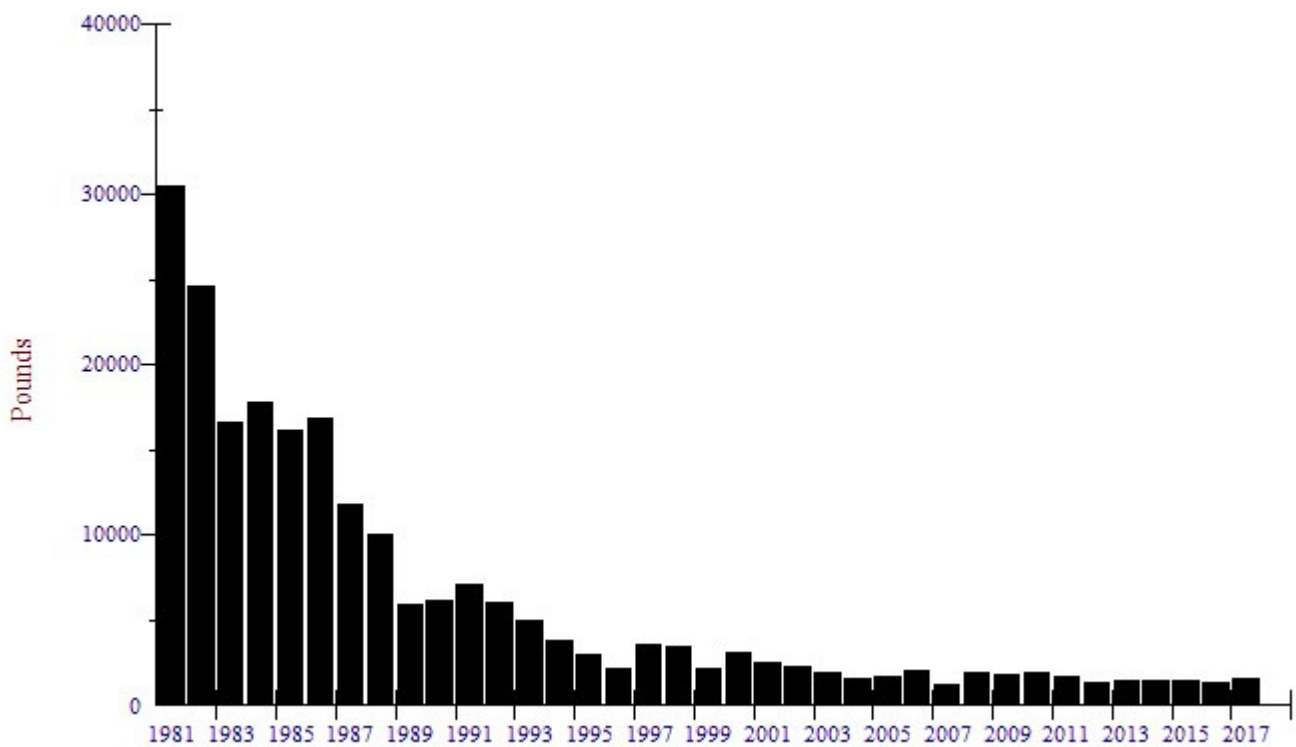
Field's Point Influent Chromium Loading



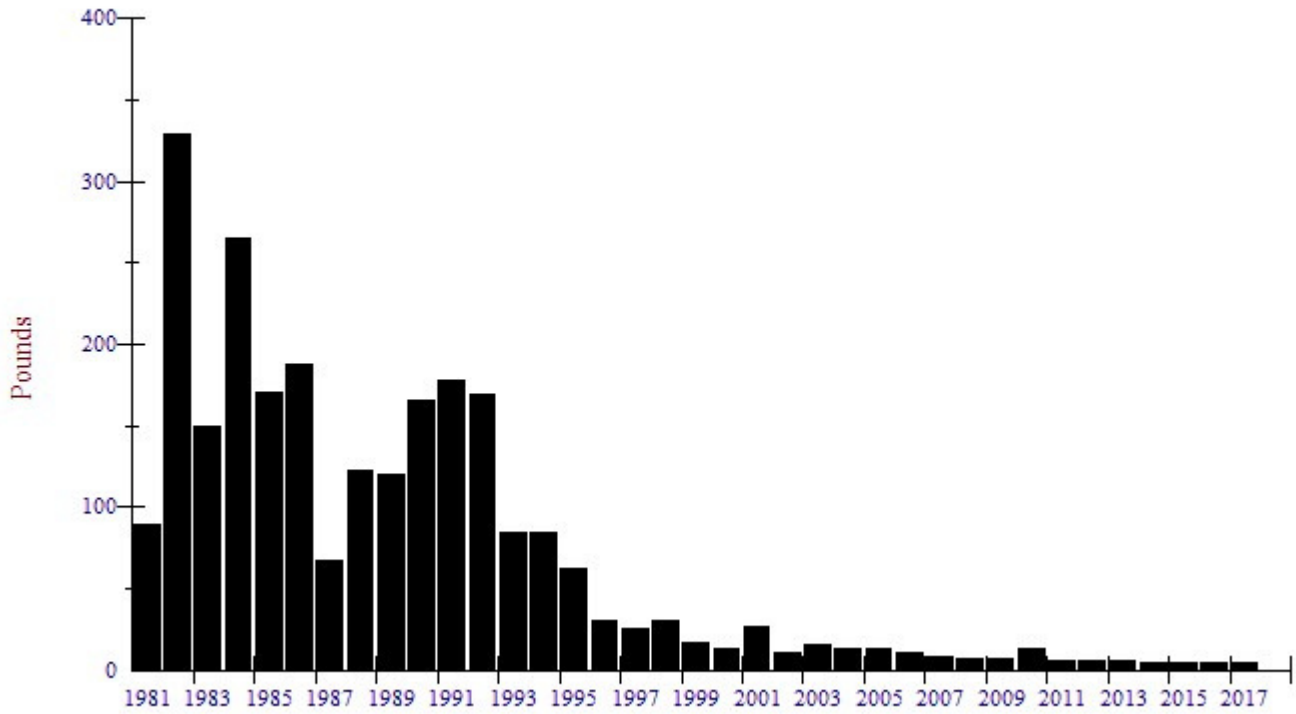
Field's Point Influent Copper Loading



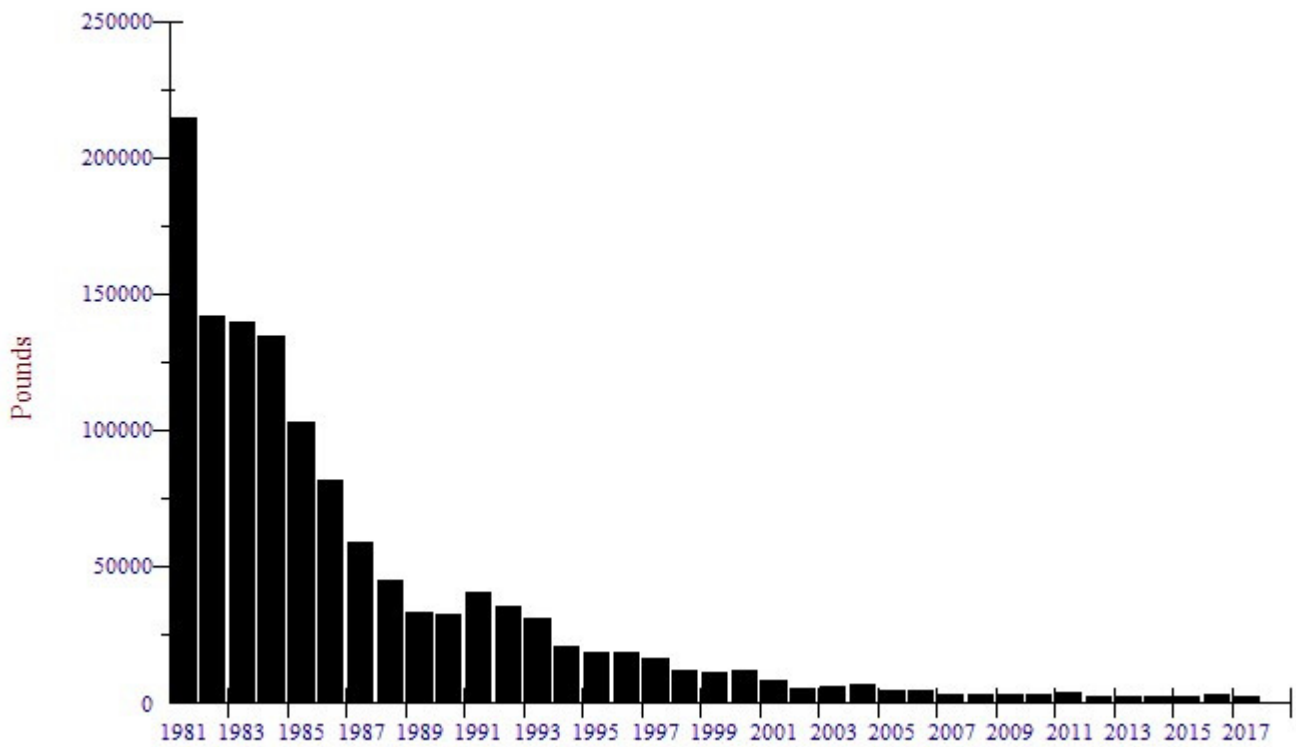
Field's Point Influent Lead Loading



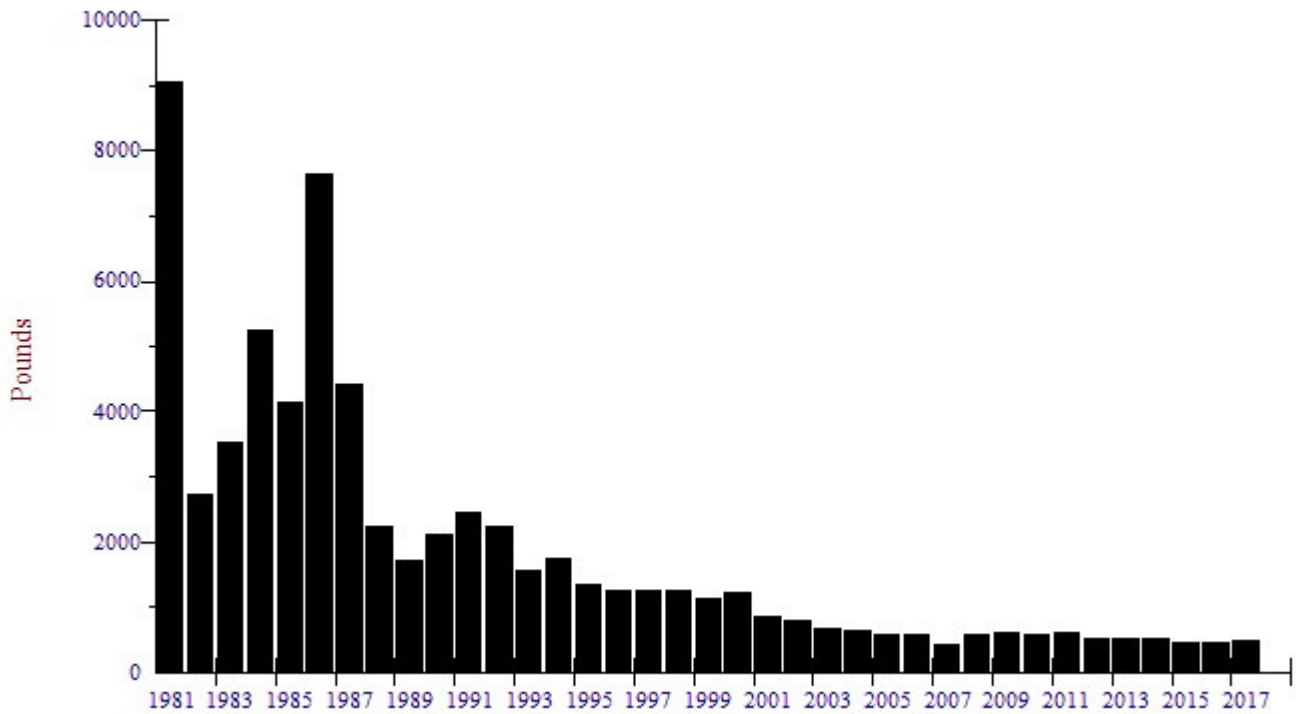
Field's Point Influent Mercury Loading



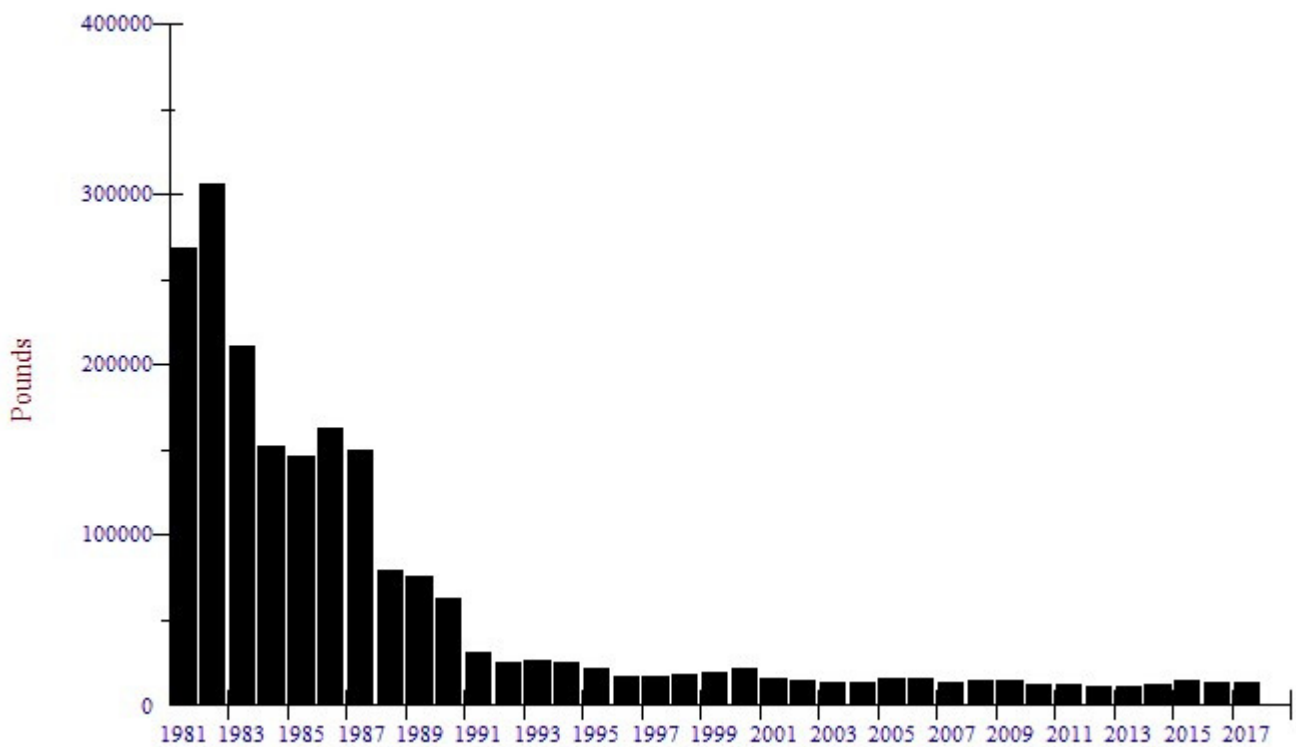
Field's Point Influent Nickel Loading



Field's Point Influent Silver Loading



Field's Point Influent Zinc Loading



EFFLUENT LOADING DATA

FIELD'S POINT

Field's Point Effluent Metals Al - Mo 2017
all analyses in ppb

Date	Day of the Week	Total Eff Flow	Al (ppb)	Fe (ppb)	Se (ppb)	As (ppb)	Mo (ppb)
1/3/2017	Tuesday	58.97	22.497	181.398		1.250	
1/4/2017	Wednesday	50.74	12.735	109.878		1.178	
1/10/2017	Tuesday	50.74	16.508	175.914	1.345	1.666	3.181
1/11/2017	Wednesday	57.43	19.114	141.469		1.432	
1/17/2017	Tuesday	44.31	14.664	129.423		1.608	
1/18/2017	Wednesday	40.73	10.383	112.658		1.679	
1/24/2017	Tuesday	72.41	17.184	130.687		1.195	
1/25/2017	Wednesday	67.29	17.609	136.492		1.253	
1/31/2017	Tuesday	39.37	9.494	92.891		1.884	
2/1/2017	Wednesday	41.62	16.041	135.659		1.927	
2/7/2017	Tuesday	44.50	11.067	99.845	1.248	1.460	2.841
2/8/2017	Wednesday	38.09	11.395	105.973		1.625	
2/14/2017	Tuesday	37.97	14.536	141.042		1.376	
2/15/2017	Wednesday	44.24	12.167	122.606		1.238	
2/21/2017	Tuesday	41.79	15.217	112.709		1.438	
2/22/2017	Wednesday	42.79	12.857	128.881		1.614	
2/28/2017	Tuesday	39.81	8.350	92.716		1.597	
3/1/2017	Wednesday	41.30	9.971	101.401		1.395	
3/7/2017	Tuesday	36.91	7.613	86.989	1.961	1.529	3.870
3/8/2017	Wednesday	37.32	8.474	91.587		1.487	
3/14/2017	Tuesday	56.04	15.072	122.456		1.130	
3/15/2017	Wednesday	63.36	14.629	121.916		1.402	
3/21/2017	Tuesday	38.61	9.935	93.681		1.556	
3/22/2017	Wednesday	39.08	9.034	82.534		1.535	
3/28/2017	Tuesday	53.52	12.383	95.981		1.263	
3/29/2017	Wednesday	48.24	9.299	72.668		1.090	
4/4/2017	Tuesday	75.60	16.371	109.939	1.199	0.817	2.882
4/5/2017	Wednesday	72.69	15.906	116.314		0.815	
4/11/2017	Tuesday	63.91	16.555	126.614		1.092	
4/12/2017	Wednesday	47.27	9.151	101.057		1.073	
4/18/2017	Tuesday	41.69	10.388	102.846		1.834	
4/19/2017	Wednesday	42.50	8.875	87.207		1.748	
4/25/2017	Tuesday	69.25	38.037	282.976		1.265	
4/26/2017	Wednesday	72.10	24.089	170.677		1.076	
5/2/2017	Tuesday	57.30	13.575	125.974		1.222	
5/3/2017	Wednesday	54.89	10.681	105.906		0.962	
5/9/2017	Tuesday	64.23	12.553	114.280	<1.000	1.185	1.648
5/10/2017	Wednesday	61.80	12.672	112.672		1.000	
5/16/2017	Tuesday	63.34	11.322	98.121		1.234	
5/17/2017	Wednesday	63.86	10.477	92.592		1.119	
5/23/2017	Tuesday	43.18	7.741	108.939		1.394	
5/24/2017	Wednesday	43.17	7.702	104.946		1.408	
5/30/2017	Tuesday	43.01	6.960	106.647		1.433	
5/31/2017	Wednesday	42.66	8.000	108.102		1.274	
6/6/2017	Tuesday	62.62	10.049	88.446	1.623	1.179	3.173
6/7/2017	Wednesday	68.35	9.254	87.797		1.012	
6/13/2017	Tuesday	41.33	6.562	77.821		1.315	
6/14/2017	Wednesday	39.19	7.254	82.428		1.558	
6/20/2017	Tuesday	56.26	7.697	109.526		1.004	
6/21/2017	Wednesday	43.20	7.054	105.080		1.239	
6/27/2017	Tuesday	39.87	8.583	106.503		1.428	
6/28/2017	Wednesday	38.58	8.787	94.286		1.408	
7/4/2017	Tuesday	34.78	7.441	75.472		1.388	
7/5/2017	Wednesday	34.55	7.827	94.726		1.483	
7/11/2017	Tuesday	65.96	9.608	118.207	<1.000	1.028	2.642

Field's Point Effluent Metals Al - Mo 2017
all analyses in ppb

Date	Day of the Week	Total Eff Flow	Al (ppb)	Fe (ppb)	Se (ppb)	As (ppb)	Mo (ppb)
7/12/2017	Wednesday	64.74	47.154	502.409		1.161	
7/18/2017	Tuesday	40.41	9.656	145.655		1.502	
7/19/2017	Wednesday	36.25	7.039	94.137		1.354	
7/25/2017	Tuesday	42.23	10.625	113.498		1.518	
7/26/2017	Wednesday	33.95	9.384	96.210		1.547	
8/1/2017	Tuesday	31.18	7.223	79.759		1.664	
8/2/2017	Wednesday	33.40	7.194	79.412		1.541	
8/8/2017	Tuesday	32.16	6.931	76.703	2.200	1.481	5.933
8/9/2017	Wednesday	31.69	7.590	84.478		1.475	
8/15/2017	Tuesday	30.24	6.107	84.798		1.749	
8/16/2017	Wednesday	31.73	7.747	82.699		1.772	
8/22/2017	Tuesday	31.08	6.878	80.463		1.823	
8/23/2017	Wednesday	30.50	6.375	73.256		1.646	
8/29/2017	Tuesday	33.96	7.489	93.637		1.767	
8/30/2017	Wednesday	30.23	6.731	77.509		1.524	
9/5/2017	Tuesday	30.66	10.384	99.521		1.863	
9/6/2017	Wednesday	45.87	8.697	116.440		1.765	
9/12/2017	Tuesday	28.43	8.996	85.061	1.501	1.673	3.825
9/13/2017	Wednesday	28.31	7.051	87.532		1.667	
9/19/2017	Tuesday	35.51	8.430	103.880		1.290	
9/20/2017	Wednesday	31.11	6.796	80.930		1.370	
9/26/2017	Tuesday	29.54	6.233	85.429		1.288	
9/27/2017	Wednesday	29.35	6.211	87.220		1.393	
10/3/2017	Tuesday	27.55	8.170	96.352	2.821	1.472	4.557
10/4/2017	Wednesday	29.06	8.097	84.044		1.332	
10/10/2017	Tuesday	28.52	7.104	102.639		1.437	
10/11/2017	Wednesday	29.13	8.063	109.338		1.550	
10/17/2017	Tuesday	26.98	6.738	94.749		1.380	
10/18/2017	Wednesday	26.60	9.735	109.152		1.380	
10/24/2017	Tuesday	46.93	12.918	135.220		1.278	
10/25/2017	Wednesday	66.92	10.303	86.042		1.088	
10/31/2017	Tuesday	62.12	11.103	94.523		1.040	
11/1/2017	Wednesday	52.29	8.904	85.312		1.061	
11/7/2017	Tuesday	37.18	9.602	112.440	1.790	1.864	4.204
11/8/2017	Wednesday	32.46	7.279	91.537		1.774	
11/14/2017	Tuesday	31.41	8.115	90.246		1.737	
11/15/2017	Wednesday	34.15	9.587	113.126		1.619	
11/21/2017	Tuesday	34.13	8.644	111.133		1.619	
11/22/2017	Wednesday	61.69	10.654	99.735		1.205	
11/28/2017	Tuesday	34.84	7.359	109.845		1.587	
11/29/2017	Wednesday	31.56	7.429	115.039		1.525	
12/5/2017	Tuesday	50.45	9.095	127.904	1.881	1.443	3.572
12/6/2017	Wednesday	50.86	8.445		1.410	1.180	2.563
12/12/2017	Tuesday	41.17	13.678		1.072	1.396	4.877
12/13/2017	Wednesday	32.86	10.164		2.037	1.480	5.768
12/19/2017	Tuesday	31.74	7.911		3.137	1.609	5.467
12/20/2017	Wednesday	30.85	9.020		1.410	1.581	3.751
12/26/2017	Tuesday	32.70	13.729		<1.000	1.852	3.191
12/27/2017	Wednesday	31.11	11.484		<1.000	1.800	4.830

Field's Point Effluent Metals Cd - CN 2017
all analyses in ppb

Date	Day of the Week	Total Eff Flow	Cd (ppb)	Cr (ppb)	Cu (ppb)	Pb (ppb)	Hg (ppb)	Ni (ppb)	Ag (ppb)	Zn (ppb)	CN (ppb)
1/3/2017	Tuesday	58.97	0.024	1.304	3.203	0.600	0.004180	12.439	0.037	26.097	9.200
1/4/2017	Wednesday	50.74	<0.020	0.912	2.519	0.403	0.004080	16.168	0.024	26.569	5.650
1/10/2017	Tuesday	50.74	0.023	1.265	2.704	0.522	0.002250	14.025	0.032	29.269	11.20
1/11/2017	Wednesday	57.43	0.021	1.245	3.810	0.579	0.003020	12.697	0.045	34.210	10.30
1/17/2017	Tuesday	44.31	0.021	1.156	2.876	0.468	0.002440	17.638	0.046	26.350	6.96
1/18/2017	Wednesday	40.73	<0.020	1.055	2.651	0.416	<0.0020	17.769	0.038	26.370	7.32
1/24/2017	Tuesday	72.41	0.020	0.893	3.094	0.542	0.002860	10.587	0.038	27.765	7.330
1/25/2017	Wednesday	67.29	0.023	0.844	2.724	0.535	0.003690	12.399	0.040	26.139	9.910
1/31/2017	Tuesday	39.37	0.023	1.408	2.257	<0.300	<0.0020	16.055	0.034	26.692	7.890
2/1/2017	Wednesday	41.62	0.031	1.361	3.091	0.447	0.003960	15.568	0.037	30.037	4.990
2/7/2017	Tuesday	44.50	0.021	1.206	2.789	0.411	<0.0020	14.584	0.030	32.121	8.620
2/8/2017	Wednesday	38.09	0.022	1.225	3.010	0.352	0.002010	17.764	0.036	32.781	6.120
2/14/2017	Tuesday	37.97	0.032	1.246	3.247	0.426	0.003820	16.873	0.039	37.880	8.190
2/15/2017	Wednesday	44.24	0.030	0.981	3.489	0.402	0.004760	15.255	0.038	33.045	7.030
2/21/2017	Tuesday	41.79	0.029	2.076	3.367	0.371	0.002920	14.048	0.036	35.969	8.010
2/22/2017	Wednesday	42.79	0.034	1.416	3.896	0.429	0.004050	14.977	0.051	31.716	9.730
2/28/2017	Tuesday	39.81	0.026	1.158	2.455	0.308	<0.0020	13.504	0.026	31.956	5.380
3/1/2017	Wednesday	41.30	0.027	0.984	2.193	0.400	<0.0020	11.998	0.029	33.257	5.720
3/7/2017	Tuesday	36.91	0.024	1.504	2.301	<0.300	0.002410	12.240	0.034	29.473	5.730
3/8/2017	Wednesday	37.32	0.027	1.207	2.429	<0.300	0.002160	13.464	0.030	32.102	4.870
3/14/2017	Tuesday	56.04	0.028	0.842	2.469	0.361	0.003610	8.344	0.034	28.392	8.970
3/15/2017	Wednesday	63.36	0.029	1.397	2.545	0.405	0.002270	8.975	0.032	31.393	5.270
3/21/2017	Tuesday	38.61	0.025	1.787	2.426	0.308	0.003180	15.620	0.033	31.258	6.690
3/22/2017	Wednesday	39.08	0.026	1.478	2.390	<0.300	0.003390	14.694	0.031	30.635	4.480
3/28/2017	Tuesday	53.52	0.028	1.489	2.434	0.384	0.004120	9.651	0.029	27.698	5.790
3/29/2017	Wednesday	48.24	0.025	1.313	2.245	0.315	0.002050	10.268	0.026	30.956	4.670
4/4/2017	Tuesday	75.60	0.033	0.826	2.778	0.464	0.003540	11.840	0.028	29.318	5.370
4/5/2017	Wednesday	72.69	0.038	0.813	2.919	0.458	0.004570	10.623	0.033	27.356	5.470
4/11/2017	Tuesday	63.91	0.027	0.925	2.687	0.500	0.002450	11.300	0.034	23.093	6.090
4/12/2017	Wednesday	47.27	<0.020	0.919	1.938	0.356	0.002230	11.775	0.025	20.938	8.450
4/18/2017	Tuesday	41.69	0.020	1.153	2.322	0.373	<0.0020	11.746	0.025	21.983	5.000
4/19/2017	Wednesday	42.50	0.021	1.207	2.508	0.332	0.002120	11.718	0.024	21.321	5.910
4/25/2017	Tuesday	69.25	0.041	1.269	5.282	1.106	0.004450	8.504	0.080	24.891	4.420
4/26/2017	Wednesday	72.10	0.028	0.956	3.686	0.678	0.004810	8.990	0.045	24.587	<4.00
5/2/2017	Tuesday	57.30	0.024	0.924	2.833	0.494	0.002690	10.340	0.030	20.969	<4.00
5/3/2017	Wednesday	54.89	0.020	0.957	2.579	0.410	0.002650	10.314	0.029	20.480	4.410
5/9/2017	Tuesday	64.23	0.020	0.750	2.543	0.467	0.002150	9.866	0.029	20.334	<4.00
5/10/2017	Wednesday	61.80	0.021	1.098	2.580	0.492	0.008180	10.219	0.026	20.628	<4.00
5/16/2017	Tuesday	63.34	0.023	0.931	2.820	0.354	0.003690	11.327	0.023	21.798	<4.00
5/17/2017	Wednesday	63.86	0.021	0.767	2.530	0.355	0.003700	10.889	0.024	21.077	<4.00
5/23/2017	Tuesday	43.18	0.022	1.022	2.332	<0.300	0.002870	10.688	<0.020	20.502	5.480
5/24/2017	Wednesday	43.17	0.023	0.994	2.236	<0.300	0.003510	11.636	0.021	20.452	4.600
5/30/2017	Tuesday	43.01	0.022	0.657	2.517	<0.300	0.002820	13.372	<0.020	20.620	4.990
5/31/2017	Wednesday	42.66	0.024	0.851	2.346	0.319	0.003270	12.984	<0.020	24.450	4.340
6/6/2017	Tuesday	62.62	0.020	1.087	2.242	0.352	0.002690	17.953	<0.020	21.813	<4.00
6/7/2017	Wednesday	68.35	0.023	0.879	1.930	0.301	0.002800	13.615	<0.020	19.536	<4.00
6/13/2017	Tuesday	41.33	0.028	0.966	2.159	<0.300	0.003040	11.162	0.021	21.382	<4.00
6/14/2017	Wednesday	39.19	0.021	0.909	2.201	<0.300	<0.0020	10.918	<0.020	24.462	<4.00
6/20/2017	Tuesday	56.26	<0.020	0.759	1.747	0.349	<0.0020	10.615	<0.020	24.455	<10.000
6/21/2017	Wednesday	43.20	<0.020	0.846	1.963	0.330	0.002150	11.875	0.020	26.891	<10.000
6/27/2017	Tuesday	39.87	<0.020	0.826	2.052	0.346	0.003200	12.962	0.020	22.612	5.470
6/28/2017	Wednesday	38.58	<0.020	0.867	2.065	0.308	0.002630	13.254	0.022	23.481	5.090
7/4/2017	Tuesday	34.78	<0.020	0.562	1.752	<0.300	0.002390	10.702	<0.020	20.773	6.710
7/5/2017	Wednesday	34.55	<0.020	0.710	2.144	0.326	0.003090	9.741	<0.020	23.367	6.890
7/11/2017	Tuesday	65.96	<0.020	0.667	1.972	0.474	0.002390	8.678	0.021	25.551	7.220
7/12/2017	Wednesday	64.74	0.044	1.499	5.922	1.837	0.005580	8.865	0.117	32.108	7.610
7/18/2017	Tuesday	40.41	0.021	0.801	1.971	0.505	0.002070	15.497	<0.020	25.111	8.980
7/19/2017	Wednesday	36.25	<0.020	0.770	1.831	0.368	<0.0020	17.306	<0.020	24.587	6.020
7/25/2017	Tuesday	42.23	0.021	1.468	2.066	0.425	0.002120	14.753	0.023	28.436	10.10
7/26/2017	Wednesday	33.95	<0.020	1.539	1.691	0.328	<0.0020	17.949	<0.020	26.668	6.450
8/1/2017	Tuesday	31.18	<0.020	6.763	1.417	<0.300	<0.0020	17.642	<0.020	27.896	<4.00
8/2/2017	Wednesday	33.40	<0.020	3.750	1.704	0.323	<0.0020	18.050	<0.020	28.089	5.880
8/8/2017	Tuesday	32.16	<0.020	2.263	1.769	0.314	<0.0020	17.673	<0.020	28.569	4.230

Field's Point Effluent Metals Cd - CN 2017
all analyses in ppb

Date	Day of the Week	Total Eff Flow	Cd (ppb)	Cr (ppb)	Cu (ppb)	Pb (ppb)	Hg (ppb)	Ni (ppb)	Ag (ppb)	Zn (ppb)	CN (ppb)
8/9/2017	Wednesday	31.69	<0.020	1.625	1.914	0.333	0.002260	17.952	<0.020	29.187	4.580
8/15/2017	Tuesday	30.24	<0.020	0.946	1.901	0.305	0.002130	14.106	0.103	29.165	7.170
8/16/2017	Wednesday	31.73	<0.020	1.167	1.934	<0.300	<0.0020	15.609	<0.020	25.737	5.990
8/22/2017	Tuesday	31.08	<0.020	1.733	2.062	0.461	0.002340	18.120	<0.020	28.320	5.67
8/23/2017	Wednesday	30.50	<0.020	1.533	1.836	0.348	0.002020	15.132	<0.020	25.612	4.34
8/29/2017	Tuesday	33.96	<0.020	5.585	2.182	0.314	0.002280	17.501	<0.020	27.607	3.68
8/30/2017	Wednesday	30.23	<0.020	2.825	2.192	<0.300	0.002120	15.721	<0.020	29.154	4.65
9/5/2017	Tuesday	30.66	<0.020	1.251	2.141	0.301	<0.0020	14.263	0.020	31.267	4.47
9/6/2017	Wednesday	45.87	<0.020	1.485	2.060	0.351	0.002430	12.029	0.036	23.550	4.27
9/12/2017	Tuesday	28.43	<0.020	1.539	1.958	0.303	0.003660	14.805	<0.020	26.691	5.320
9/13/2017	Wednesday	28.31	<0.020	3.249	1.850	0.319	0.002490	15.700	0.026	26.743	5.380
9/19/2017	Tuesday	35.51	<0.020	1.105	2.326	<0.300	<0.0020	17.549	<0.020	22.055	5.260
9/20/2017	Wednesday	31.11	<0.020	1.299	2.527	<0.300	<0.0020	16.445	<0.020	26.159	8.060
9/26/2017	Tuesday	29.54	<0.020	1.878	3.197	<0.300	<0.0020	20.783	<0.020	27.549	7.320
9/27/2017	Wednesday	29.35	<0.020	3.003	3.268	<0.300	<0.0020	23.608	<0.020	31.164	8.470
10/3/2017	Tuesday	27.55	<0.020	1.468	2.807	0.312	<0.0020	16.958	0.026	29.717	4.560
10/4/2017	Wednesday	29.06	<0.020	1.564	2.546	<0.300	0.002280	16.138	0.024	28.344	4.770
10/10/2017	Tuesday	28.52	<0.020	1.687	2.421	0.315	0.002150	14.416	<0.020	25.622	6.600
10/11/2017	Wednesday	29.13	0.090	1.524	2.872	0.314	0.002110	16.331	<0.020	29.757	6.820
10/17/2017	Tuesday	26.98	<0.020	3.873	2.173	<0.300	0.002030	13.945	<0.020	26.639	<4.00
10/18/2017	Wednesday	26.60	<0.020	2.348	2.255	0.335	0.002610	15.602	<0.020	27.037	<4.00
10/24/2017	Tuesday	46.93	<0.020	1.379	2.960	0.358	0.002330	14.159	0.030	22.905	7.550
10/25/2017	Wednesday	66.92	<0.020	1.204	3.304	0.348	<0.0020	13.780	0.026	34.314	<4.00
10/31/2017	Tuesday	62.12	<0.020	0.838	2.725	0.394	0.002170	10.094	0.026	26.562	5.200
11/1/2017	Wednesday	52.29	<0.020	1.057	2.298	0.314	<0.0020	10.278	0.020	25.200	<4.00
11/7/2017	Tuesday	37.18	<0.020	1.983	2.685	0.348	<0.0020	18.351	0.022	28.008	6.050
11/8/2017	Wednesday	32.46	<0.020	1.600	2.422	0.348	<0.0020	17.173	0.023	27.531	5.980
11/14/2017	Tuesday	31.41	<0.020	1.770	2.804	<0.300	<0.0020	16.718	0.021	29.034	<4.00
11/15/2017	Wednesday	34.15	<0.020	1.420	2.662	<0.300	<0.0020	17.071	0.024	27.083	6.330
11/21/2017	Tuesday	34.13	<0.020	2.111	2.856	0.310	0.003160	17.258	0.024	29.409	6.160
11/22/2017	Wednesday	61.69	<0.020	1.237	2.981	0.406	0.002900	12.480	0.031	30.470	5.340
11/28/2017	Tuesday	34.84	<0.020	1.415	2.299	<0.300	0.002600	15.087	0.031	27.784	4.830
11/29/2017	Wednesday	31.56	<0.020	0.969	2.414	<0.300	0.002270	15.479	0.034	24.569	8.210
12/5/2017	Tuesday	50.45	<0.020	2.432	2.618	0.346	0.003180	13.698	0.037	27.185	5.000
12/6/2017	Wednesday	50.86	<0.020	2.547	2.119	<0.300		13.581	0.022	29.404	7.090
12/12/2017	Tuesday	41.17	<0.020	1.011	2.440	0.367		14.116	0.024	30.024	8.330
12/13/2017	Wednesday	32.86	<0.020	1.145	2.625	0.342		15.977	0.026	34.871	7.150
12/15/2017	Friday	30.85									13.20
12/16/2017	Saturday	29.92									11.80
12/19/2017	Tuesday	31.74	<0.020	1.338	2.619	0.330		29.906	0.038	31.680	10.10
12/20/2017	Wednesday	30.85	<0.020	1.126	2.654	0.320		27.200	0.028	33.236	5.930
12/26/2017	Tuesday	32.70	<0.020	0.925	2.566	0.365		15.445	0.022	33.268	11.70
12/27/2017	Wednesday	31.11	<0.020	1.157	3.047	0.353		17.539	0.024	34.522	9.720

Field's Point Monthly Average, Minimum, and Maximum Effluent Data 2017
all analyses in ppb

Date		Flow (MGD)	Cd	TTL Cr	Cu	Pb	Hg(ppt)	Ni	Ag	Zn	CN
January	Average	44.57	0.02	1.12	2.87	0.49	2.95	14.42	0.04	27.72	8.42
	Minimum	30.07	0.02	0.84	2.26	0.30	2.00	10.59	0.02	26.10	5.65
	Maximum	72.41	0.02	1.41	3.81	0.60	4.18	17.77	0.05	34.21	11.20
February	Average	40.61	0.03	1.33	3.17	0.39	3.19	15.32	0.04	33.19	7.26
	Minimum	36.57	0.02	0.98	2.46	0.31	2.00	13.50	0.03	30.04	4.99
	Maximum	50.20	0.03	2.08	3.90	0.45	4.76	17.76	0.05	37.88	9.73
March	Average	41.79	0.03	1.33	2.38	0.34	2.80	11.69	0.03	30.57	5.80
	Minimum	34.26	0.02	0.84	2.19	0.30	2.00	8.34	0.03	27.70	4.48
	Maximum	63.36	0.03	1.79	2.55	0.41	4.12	15.62	0.03	33.26	8.97
April	Average	58.37	0.03	1.01	3.02	0.53	3.27	10.81	0.04	24.19	5.59
	Minimum	39.62	0.02	0.81	1.94	0.33	2.00	8.50	0.02	20.94	4.00
	Maximum	75.60	0.04	1.27	5.28	1.11	4.81	11.84	0.08	29.32	8.45
May	Average	56.49	0.02	0.90	2.53	0.38	3.55	11.16	0.02	21.13	4.38
	Minimum	42.66	0.02	0.66	2.24	0.30	2.15	9.87	0.02	20.33	4.00
	Maximum	73.15	0.02	1.10	2.83	0.49	8.18	13.37	0.03	24.45	5.48
June	Average	48.69	0.02	0.89	2.04	0.32	2.56	12.79	0.02	23.08	5.82
	Minimum	38.58	0.02	0.76	1.75	0.30	2.00	10.62	0.02	19.54	4.00
	Maximum	68.35	0.03	1.09	2.24	0.35	3.20	17.95	0.02	26.89	10.00
July	Average	42.00	0.02	1.00	2.42	0.57	2.71	12.94	0.03	25.83	7.50
	Minimum	31.39	0.02	0.56	1.69	0.30	2.00	8.68	0.02	20.77	6.02
	Maximum	65.96	0.04	1.54	5.92	1.84	5.58	17.95	0.12	32.11	10.10
August	Average	32.35	0.02	2.82	1.89	0.33	2.12	16.75	0.03	27.93	5.02
	Minimum	28.60	0.02	0.95	1.42	0.30	2.00	14.11	0.02	25.61	3.68
	Maximum	44.02	0.02	6.76	2.19	0.46	2.34	18.12	0.10	29.19	7.17
September	Average	32.85	0.02	1.85	2.42	0.31	2.32	16.90	0.02	26.90	6.07
	Minimum	27.80	0.02	1.11	1.85	0.30	2.00	12.03	0.02	22.06	4.27
	Maximum	55.17	0.02	3.25	3.27	0.35	3.66	23.61	0.04	31.27	8.47
October	Average	36.20	0.03	1.77	2.67	0.33	2.19	14.60	0.02	27.88	5.28
	Minimum	26.60	0.02	0.84	2.17	0.30	2.00	10.09	0.02	22.91	4.00
	Maximum	68.27	0.09	3.87	3.30	0.39	2.61	16.96	0.03	34.31	7.55
November	Average	36.92	0.02	1.51	2.60	0.33	2.33	15.54	0.03	27.68	5.66
	Minimum	31.07	0.02	0.97	2.30	0.30	2.00	10.28	0.02	24.57	4.00
	Maximum	61.69	0.02	2.11	2.98	0.41	3.16	18.35	0.03	30.47	8.21
December	Average	35.01	0.02	1.46	2.59	0.34	3.18	18.43	0.03	31.77	9.00
	Minimum	29.92	0.02	0.93	2.12	0.30	3.18	13.58	0.02	27.19	5.00
	Maximum	50.86	0.02	2.55	3.05	0.37	3.18	29.91	0.04	34.87	13.20

Field's Point Effluent Loading Summary 2017

Field's Point monthly mean effluent loading summary (lbs/month)

Monthly total loads calculated as: Monthly Total Effluent Flow (MG) * Average Daily Concentration (ppb) * Conversion Factor (0.00834).

Month	Total Monthly Eff Flow (MG)	Cd	Total Cr	Cu	Pb	Hg	Ni	Ag	Zn	Total Cyanide	Total Metals*
January	1381.58	0.25	12.91	33.08	5.59	0.0340	166.15	0.43	319.38	96.99	537.81
February	1137.16	0.27	12.65	30.05	3.73	0.0303	145.31	0.35	314.75	68.84	507.13
March	1295.45	0.29	14.41	25.73	3.69	0.0302	126.35	0.33	330.32	62.65	501.15
April	1750.98	0.42	14.73	44.03	7.79	0.0478	157.89	0.54	353.19	81.61	578.63
May	1751.18	0.32	13.07	36.97	5.54	0.0519	163.04	0.35	308.61	64.00	527.97
June	1460.56	0.26	10.87	24.91	3.94	0.0312	155.85	0.25	281.13	70.89	477.23
July	1301.90	0.25	10.88	26.26	6.19	0.0294	140.46	0.35	280.41	81.41	464.84
August	1002.76	0.17	23.58	15.82	2.76	0.0177	140.09	0.24	233.61	41.97	416.27
September	985.35	0.16	15.21	19.85	2.54	0.0191	138.86	0.19	221.04	49.87	397.88
October	1122.05	0.26	16.52	25.02	3.09	0.0205	136.65	0.22	260.87	49.39	442.66
November	1107.60	0.18	13.92	24.04	3.00	0.0215	143.58	0.24	255.66	52.24	440.65
December	1085.38	0.18	13.22	23.41	3.08	0.0288	166.85	0.25	287.62	81.49	494.64
Total (lbs/year)		3.01	171.95	329.16	50.94	0.3622	1781.09	3.73	3446.58	801.36	

*Total Metals = Sum of Monthly Metals Loads (Cd, Cr, Cu, Pb, Hg, Ni, Ag, Zn)

Field's Point monthly mean effluent loading summary (lbs/day)

Average of daily loads – Each Daily load is calculated as: Daily Effluent Flow (MG) * Daily Concentration (ppb) * Conversion Factor (0.00834); the average of those loads is reported here.

Month	Mean Eff Flow (MGD)	Cd	Total Cr	Cu	Pb	Hg	Ni	Ag	Zn	Total Cyanide	Total Metals*
January	44.57	0.01	0.49	1.30	0.22	0.0014	6.24	0.02	12.42	3.80	20.70
February	40.61	0.01	0.46	1.09	0.14	0.0011	5.27	0.01	11.43	2.51	18.41
March	41.79	0.01	0.51	0.92	0.13	0.0011	4.33	0.01	11.69	2.26	17.61
April	58.37	0.02	0.50	1.59	0.28	0.0018	5.39	0.02	12.50	2.76	20.30
May	56.49	0.01	0.40	1.14	0.17	0.0016	4.95	0.01	9.45	1.93	16.14
June	48.69	0.01	0.36	0.83	0.13	0.0010	5.30	0.01	9.27	2.35	15.90
July	42.00	0.01	0.37	0.98	0.24	0.0011	4.53	0.01	9.70	2.78	15.85
August	32.35	0.01	0.75	0.50	0.09	0.0006	4.43	0.01	7.36	1.32	13.14
September	32.85	0.01	0.49	0.65	0.08	0.0006	4.48	0.01	7.17	1.60	12.88
October	36.20	0.01	0.50	0.88	0.11	0.0007	4.47	0.01	8.99	1.68	14.97
November	36.92	0.01	0.48	0.85	0.11	0.0008	4.87	0.01	9.00	1.80	15.32
December	35.01	0.01	0.50	0.80	0.11	0.0013	5.55	0.01	9.84	2.62	16.82

*Total Metals = Sum of Monthly Average Metals Concentrations (Cd, Cr, Cu, Pb, Hg, Ni, Ag, Zn)

Field's Point Effluent Loading Summary 2017

Field's Point monthly mean effluent concentration (ppb)

Month	Mean Eff Flow (MGD)	Cd	Total Cr	Cu	Pb	Hg	Ni	Ag	Zn	Total Cyanide	Total Metals*
January	44.57	0.02	1.12	2.87	0.49	0.0029	14.42	0.04	27.72	8.42	46.68
February	40.61	0.03	1.33	3.17	0.39	0.0032	15.32	0.04	33.19	7.26	53.47
March	41.79	0.03	1.33	2.38	0.34	0.0028	11.69	0.03	30.57	5.80	46.39
April	58.37	0.03	1.01	3.02	0.53	0.0033	10.81	0.04	24.19	5.59	39.62
May	56.49	0.02	0.90	2.53	0.38	0.0036	11.16	0.02	21.13	4.38	36.15
June	48.69	0.02	0.89	2.04	0.32	0.0026	12.79	0.02	23.08	5.82	39.18
July	42.00	0.02	1.00	2.42	0.57	0.0027	12.94	0.03	25.83	7.50	42.81
August	32.35	0.02	2.82	1.89	0.33	0.0021	16.75	0.03	27.93	5.02	49.77
September	32.85	0.02	1.85	2.42	0.31	0.0023	16.90	0.02	26.90	6.07	48.42
October	36.20	0.03	1.77	2.67	0.33	0.0022	14.60	0.02	27.88	5.28	47.30
November	36.92	0.02	1.51	2.60	0.33	0.0023	15.54	0.03	27.68	5.66	47.70
December	35.01	0.02	1.46	2.59	0.34	0.0032	18.43	0.03	31.77	9.00	54.64

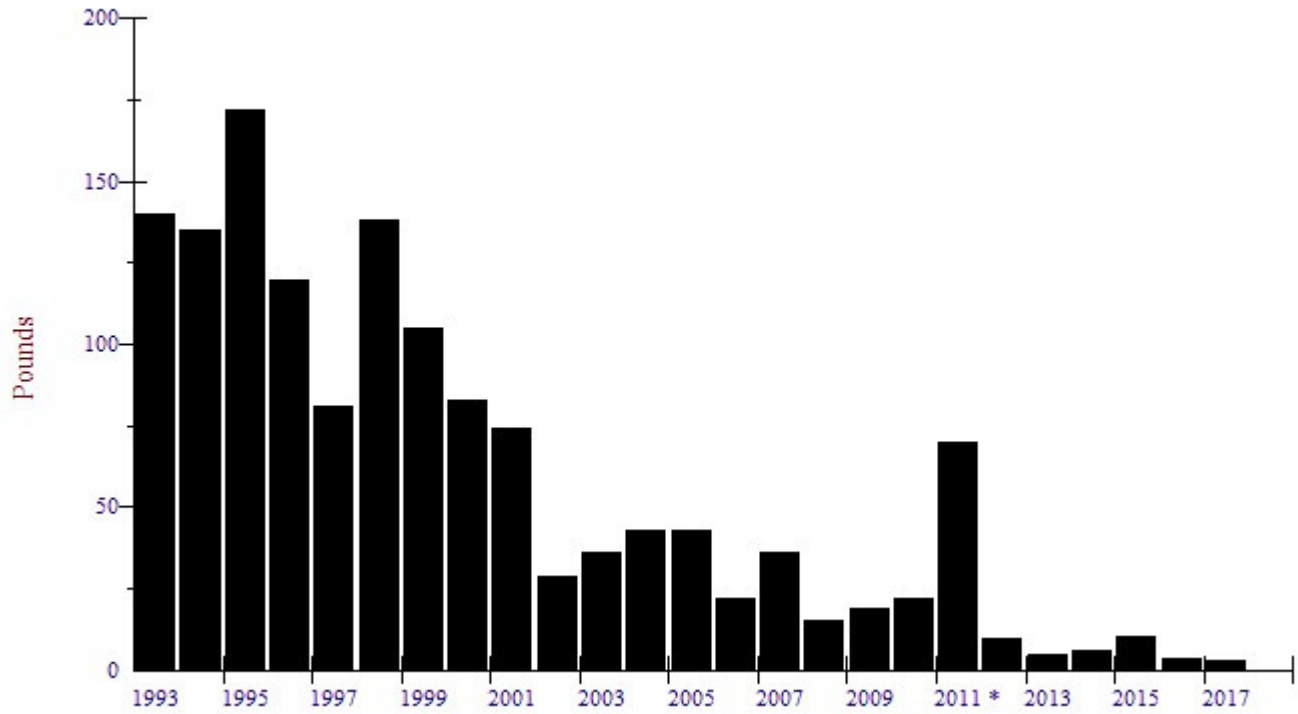
*Total Metals = Sum of Monthly Average Metals Concentrations (Cd, Cr, Cu, Pb, Hg, Ni, Ag, Zn)

Field's Point Effluent Loading Data
Effluent loading (lbs/year)

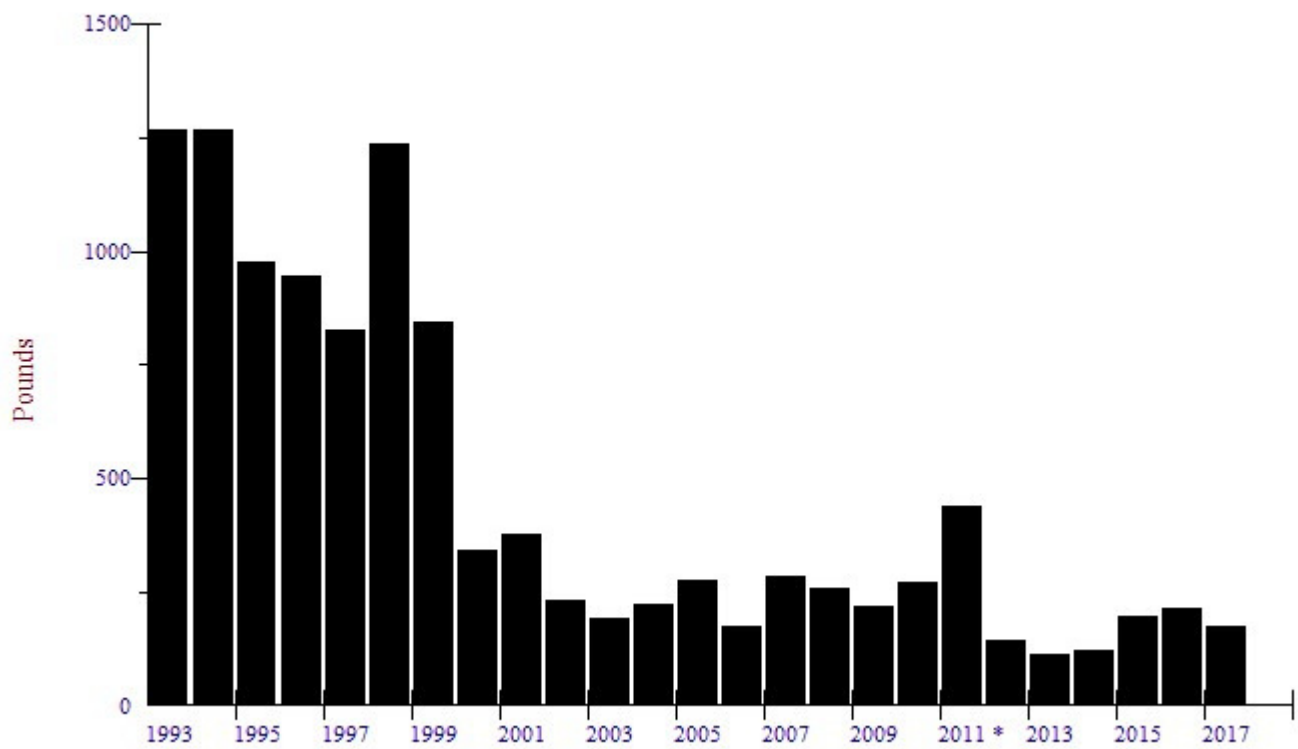
Year	Cadmium	Chromium	Copper	Lead	Mercury	Nickel	Silver	Zinc
1993	140		10831	1699	28.1	25289	634	11347
1994	135	1266	9132	1372	47.8	18134	636	13324
1995	172	975	4598	889	43.1	15045	529	9348
1996	120	945	5218	616	15.7	14416	500	9552
1997	81	827	4393	727	13.1	13819	341	8585
1998	138	1236	3960	883	19.0	9797	396	9011
1999	105	844	3371	562	18.3	8338	337	7689
2000	83	340	2670	704	13.1	8369	253	9345
2001	74	377	3458	515	13.7	6595	212	6981
2002	29	232	2050	283	3.7	3774	179	5031
2003	36	190	1968	268	2.9	4838	184	6076
2004	43	222	1564	338	4.5	5694	132	4171
2005	43	274	1289	329	3.8	3062	103	4117
2006	22	174	1443	194	2.1	3199	71	4290
2007	36	282	1,632	382	1.0	2,505	62	3934
2008	15	257	1667	185	1.0	2282	64	3870
2009	19	220	1642	177	0.9	2640	34	3782
2010	22	271	1505	184	2.5	2518	23	3818
2011 *	70	438	1224	410	0.6	2863	76	4022
2012	10	144	465	73	0.4	1900	12	2445
2013	5	114	279	279	0.4	1452	7	2523
2014	6	123	313	59	0.4	1682	6	2637
2015	10	194	330	52	0.4	1503	5	2786
2016	3	214	290	45	0.4	1855	4	3242
2017	3	172	329	51	0.4	1781	4	3447

* In 2011, several samples for Ca, Cr, Pb, and Ag had to be analyzed on equipment with higher detection limits, resulting in an increase in loadings that was not actually reflective of what was being discharged at Field's Point.

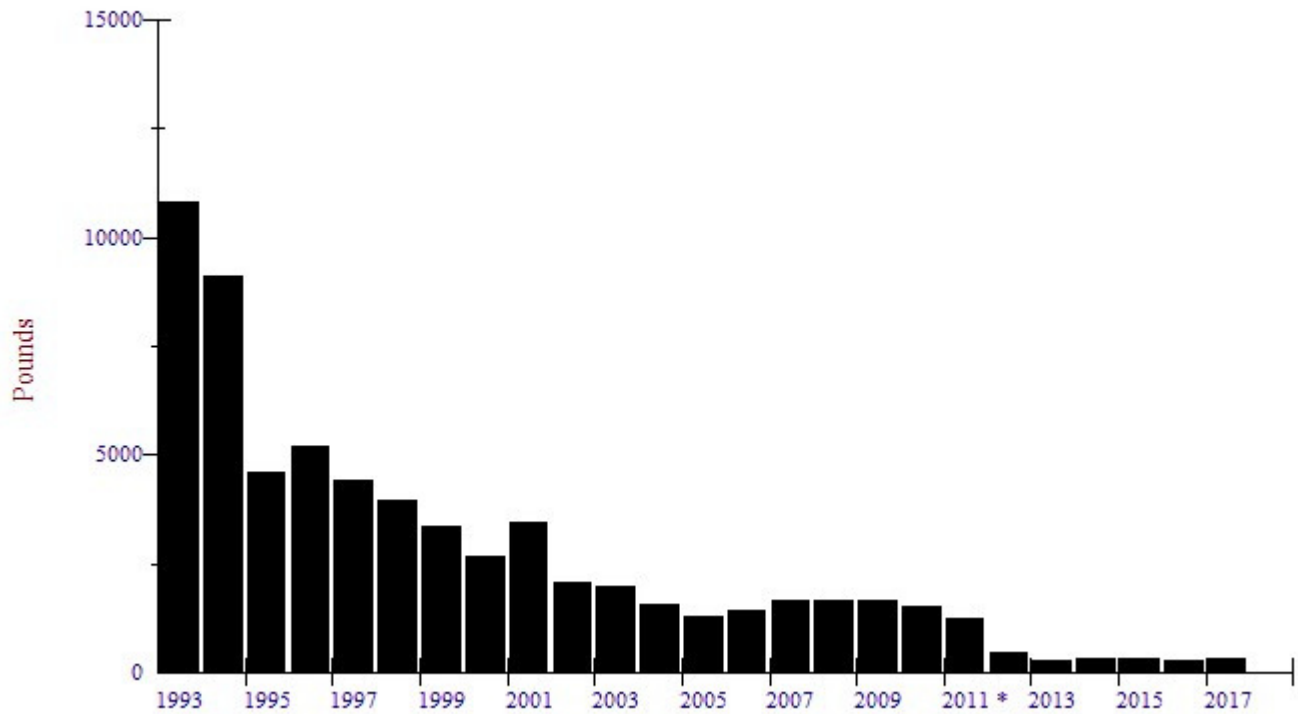
Field's Point Effluent Cadmium Loading



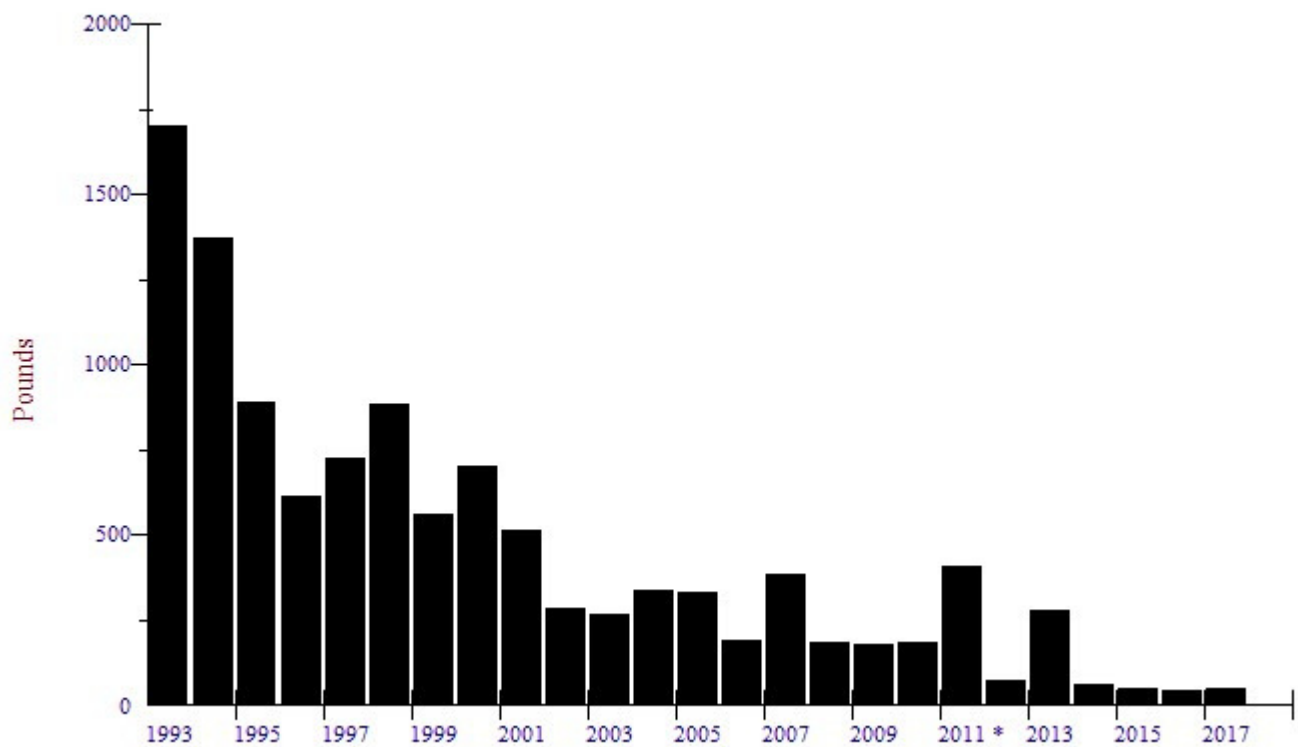
Field's Point Effluent Chromium Loading



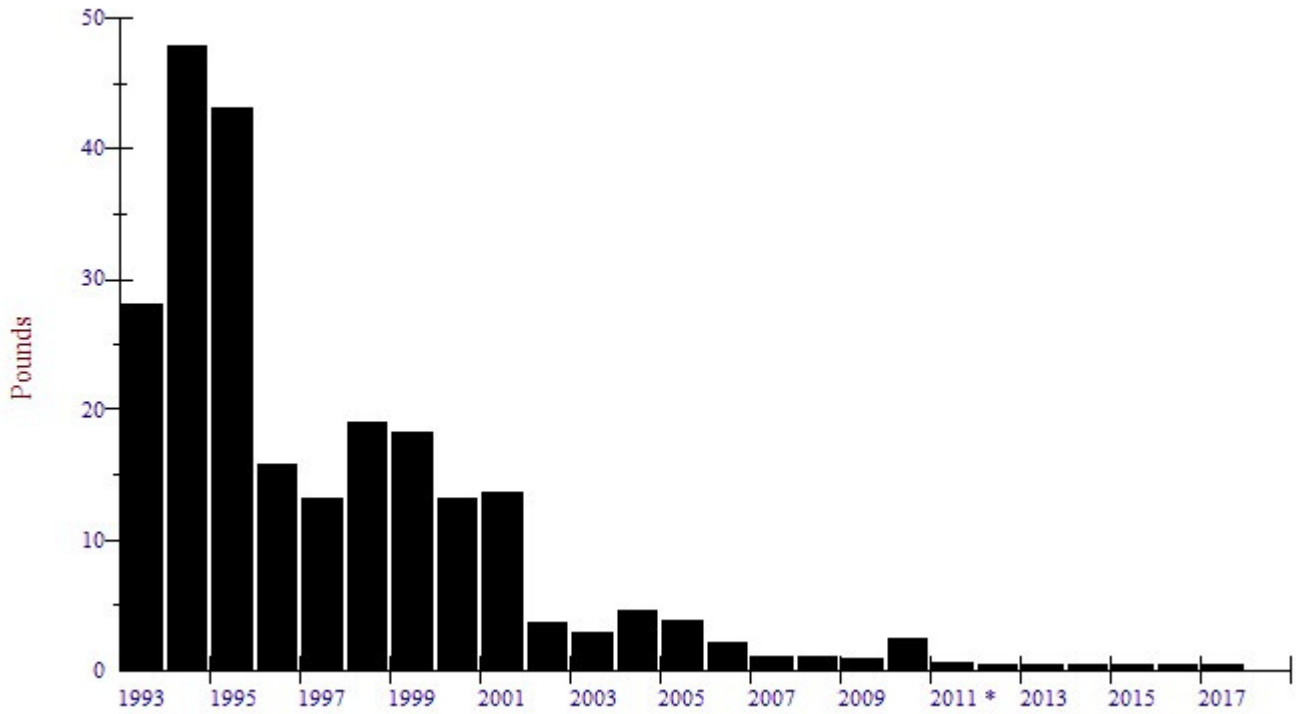
Field's Point Effluent Copper Loading



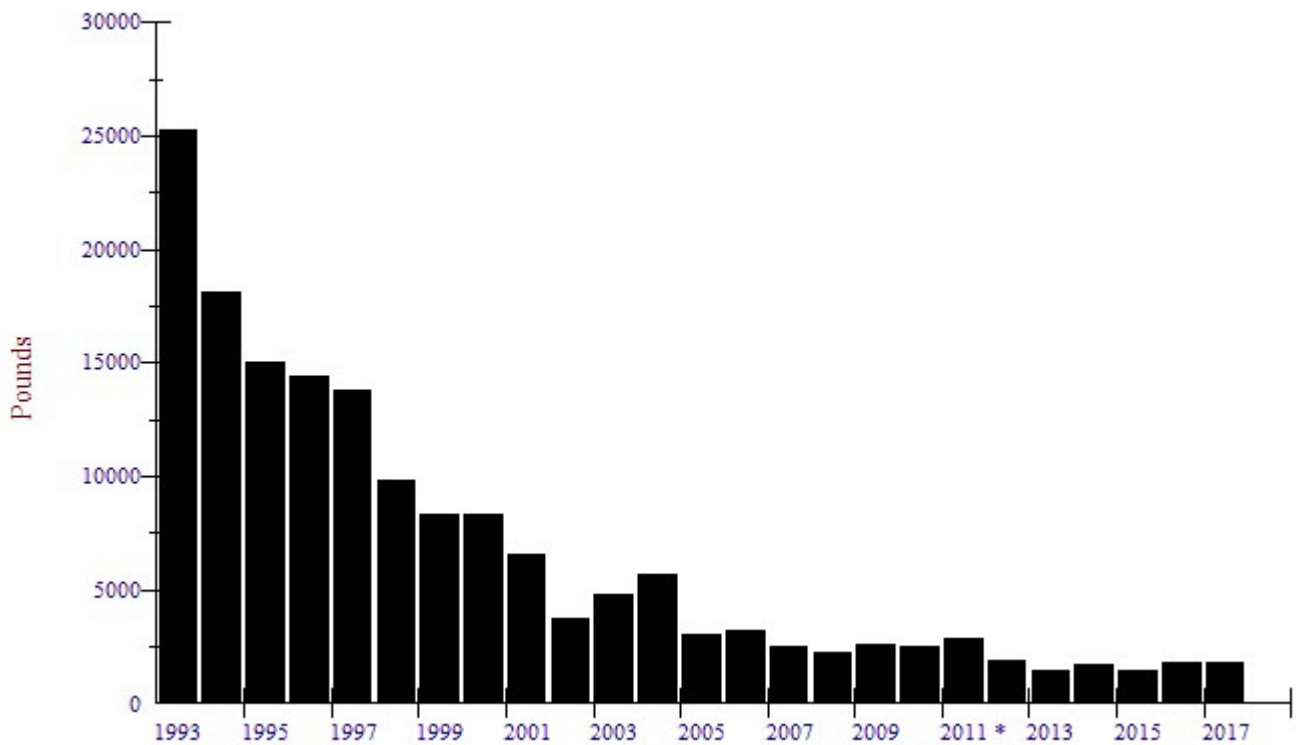
Field's Point Effluent Lead Loading



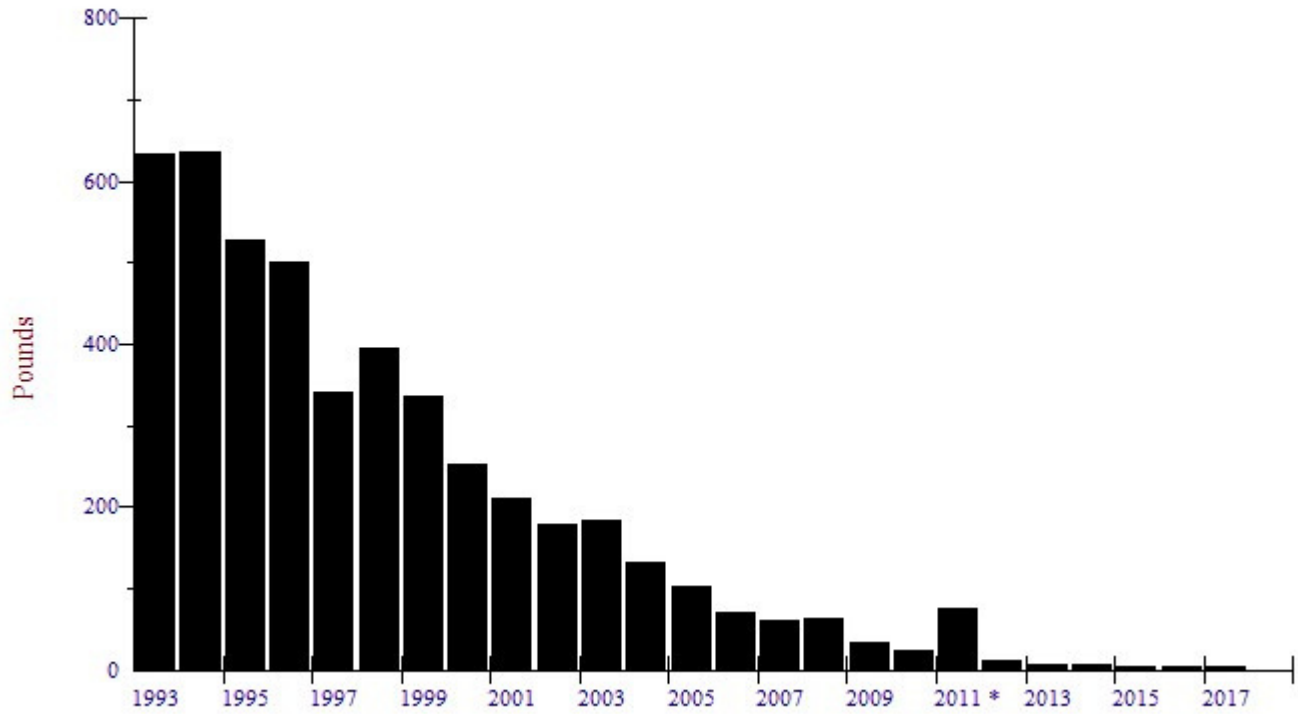
Field's Point Effluent Mercury Loading



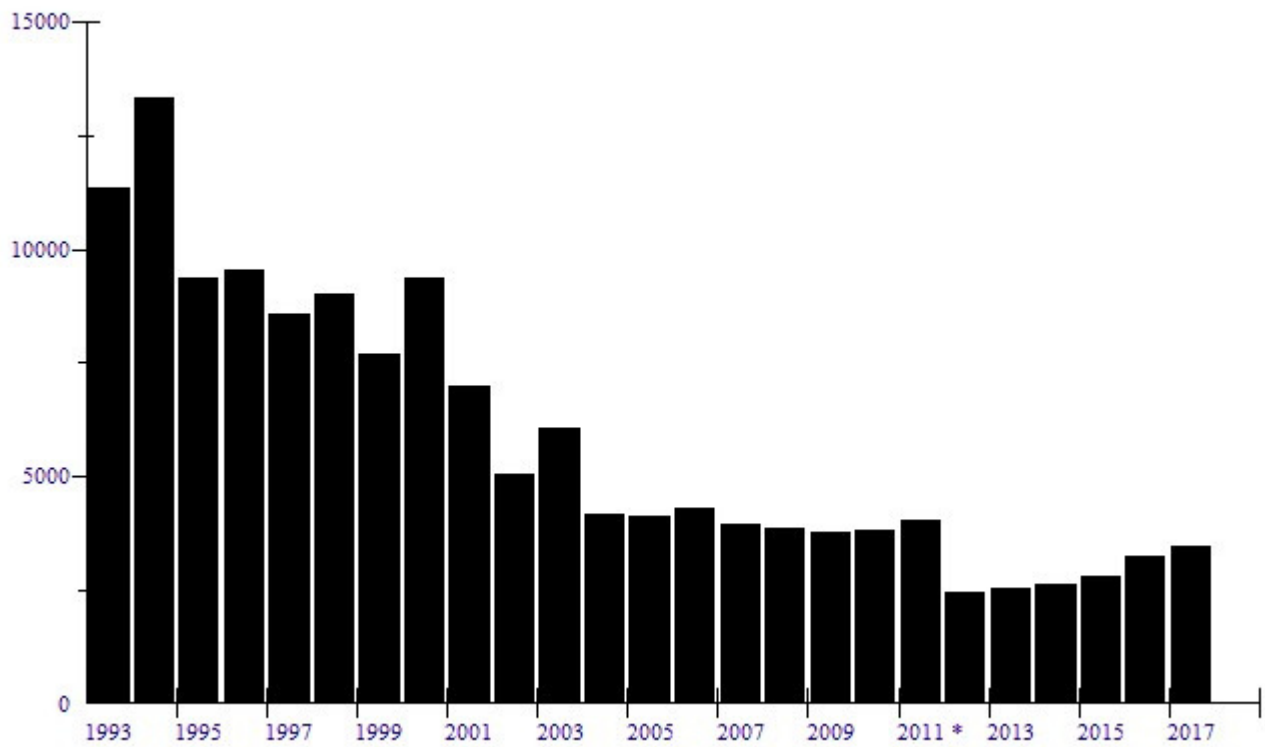
Field's Point Effluent Nickel Loading



Field's Point Effluent Silver Loading



Field's Point Effluent Zinc Loading



***EFFLUENT DISSOLVED
METALS DATA

FIELD'S POINT***

Field's Point Dissolved Metals 2017
all analyses in ppb

MDL = method detection limit

Date	Cd	Cd MDL	Cr	Cr MDL	Cu	Cu MDL	Pb	Pb MDL	Ni	Ni MDL	Ag	Ag MDL	Zn	Zn MDL	Al	Al MDL	Fe	Fe MDL
01/10/2017	<0.02	0.02	1.13	0.30	2.33	0.30	<0.30	0.30	14.70	0.30	<0.02	0.02	30.18	5.00	<5.00	5.00	64.58	5.00
02/07/2017	0.02	0.02	1.00	0.30	2.41	0.30	<0.30	0.30	14.04	0.30	<0.02	0.02	31.02	5.00	<5.00	5.00	50.82	5.00
03/07/2017	0.03	0.02	1.47	0.30	2.29	0.30	<0.30	0.30	12.16	0.30	0.03	0.02	30.57	5.00	<5.00	5.00	53.81	5.00
04/04/2017	0.03	0.02	0.81	0.30	2.50	0.30	<0.30	0.30	12.16	0.30	<0.02	0.02	31.98	5.00	<5.00	5.00	38.20	5.00
05/09/2017	0.02	0.02	0.79	0.30	2.30	0.30	<0.30	0.30	9.81	0.30	<0.02	0.02	20.24	5.00	<5.00	5.00	35.67	5.00
06/06/2017	<0.02	0.02	1.10	0.30	2.31	0.30	<0.30	0.30	17.44	0.30	<0.02	0.02	25.10	5.00	<5.00	5.00	31.42	5.00
07/11/2017	<0.02	0.02	0.73	0.30	1.59	0.30	<0.30	0.30	8.22	0.30	<0.02	0.02	26.03	5.00	<5.00	5.00	35.42	5.00
08/08/2017	<0.02	0.02	2.28	0.30	1.60	0.30	<0.30	0.30	17.32	0.30	<0.02	0.02	28.89	5.00	<5.00	5.00	38.48	5.00
09/12/2017	<0.02	0.02	1.60	0.30	1.77	0.30	<0.30	0.30	14.79	0.30	<0.02	0.02	26.62	5.00	<5.00	5.00	48.32	5.00
10/03/2017	<0.02	0.02	1.47	0.30	2.51	0.30	<0.30	0.30	16.57	0.30	<0.02	0.02	29.41	5.00	<5.00	5.00	49.04	5.00
11/07/2017	<0.02	0.02	1.96	0.30	2.31	0.30	<0.30	0.30	17.70	0.30	<0.02	0.02	28.19	5.00	<5.00	5.00	54.16	5.00
12/05/2017	<0.02	0.02	2.52	0.30	2.37	0.30	<0.30	0.30	13.88	0.30	<0.02	0.02	27.15	5.00	<5.00	5.00	58.15	5.00

	Cd	Cr	Cu	Pb	Ni	Ag	Zn	Al	Fe
yearly average concentration	<0.02	1.41	2.19	<0.30	14.07	<0.02	27.95	<5.00	46.51
yearly median concentration	0.02	1.30	2.31	0.30	14.37	0.02	28.54	5.00	48.68
yearly minimum concentration	<0.02	0.73	1.59	<0.30	8.22	<0.02	20.24	<5.00	31.42
yearly maximum concentration	0.03	2.52	2.51	<0.30	17.70	0.03	31.98	<5.00	64.58

BIOASSAY DATA

FIELD'S POINT

Field's Point WWTF Bioassay Results - 2017						
<i>Americamysis bahia</i>						
Acute	1st Quarter, 2017			2nd Quarter, 2017		
Test	Result	Permit Limit	Pass Y/N	Result	Permit Limit	Pass Y/N
LC ₅₀	>100%	>100%	Y	>100%	>100%	Y
A-NOEC	100%	N/A**	N/A	100%	N/A**	N/A
	3rd Quarter, 2017			4th Quarter, 2017		
Test	Result	Permit Limit	Pass Y/N	Result	Permit Limit	Pass Y/N
LC ₅₀	>100%	>100%	Y	>100%	>100%	Y
A-NOEC	100%	N/A**	N/A	100%	N/A**	N/A

* NOTE - % indicates Percent Effluent

** No permit limit exists for A-NOEC

LC₅₀ LC₅₀ is the effluent concentration that causes 50% mortality during the acute toxicity test duration.

A-NOEC No observable effect concentration: Highest concentration of the effluent in which 90% or more of the test animals survive

Acute Test continuous exposure to effluent for 48 hours

NC Not calculated

Field's Point WWTF Bioassay Results - 2017						
<i>Arbacia punctulata</i>						
Chronic	1st Quarter, 2017			2nd Quarter, 2017		
Test	Result	Permit Limit	Pass Y/N	Result	Permit Limit	Pass Y/N
C-NOEC	100%	Required monitoring: No Limit	Y	100%	Required monitoring: No Limit	Y
	3rd Quarter, 2017			4th Quarter, 2017		
Test	Result	Permit Limit	Pass Y/N	Result	Permit Limit	Pass Y/N
C-NOEC	100%	Required monitoring: No Limit	Y	100%	Required monitoring: No Limit	Y

* NOTE - % indicates Percent Effluent

C-NOEC Highest concentration of effluent with no observed effect on fertilization rates

Chronic test Tests for sublethal effects of effluent on specifically on fertilization rates of *A. punctulata* eggs. Exposure rate is 60 minutes

OIL AND GREASE DATA

FIELD'S POINT

Oil & Grease Data 2017

Field's Point Oil & Grease 2017

Date	Influent Flow	Effluent Flow	Influent Average	Effluent Average
	MGD	MGD	ppm	ppm
1/11/2017	57.43	57.43	16.27	<4.0
2/7/2017	44.50	44.50	35.05	<4.0
3/7/2017	36.91	36.91	26.81	<4.0
4/4/2017	78.02	75.60	9.146	<4.0
5/9/2017	64.23	64.23	8.363	<4.0
6/6/2017	62.62	62.62	13.81	<4.0
7/11/2017	65.96	65.96	10.13	<4.0
8/8/2017	32.16	32.16	26.49	<4.0
9/12/2017	28.43	28.43	31.80	<4.0
10/3/2017	27.55	27.55	28.38	<4.0
11/7/2017	37.18	37.18	23.25	<4.0
12/5/2017	50.45	50.45	22.17	<4.0

***BOD, CBOD, TSS, ENTEROCOCCI,
AND FECAL COLIFORM DATA***

FIELD'S POINT

Field's Point 2017 Wastewater Treatment Plant TSS, BOD, CBOD, Enterococci, and Fecal Coliform Data

Note: Due to new permit issuance, BOD monitoring replaced with CBOD as of December 1, 2017.

Date	Enterococci Bacteria (MPN/100mL)	Fecal Coliform Bacteria (MPN/100mL)	Influent Flow (MGD)	Raw Influent TSS (mg/L)	Raw Influent BOD (mg/L)	Raw Influent CBOD (mg/L)	Final Effluent TSS (mg/L)	Final Effluent BOD (mg/L)	Final Effluent CBOD (mg/L)
1/1/2017	4.00	2.00	30.07	111.33	146.79		3.30	2.12	<2.00
1/2/2017	3.00	2.00	34.58	134.00	191.81		3.43	2.39	<2.00
1/3/2017		2.00	58.97	138.00	127.22		9.20	4.05	4.26
1/4/2017	18.30	2.00	50.74	98.00	123.24		4.13	2.51	2.20
1/5/2017	5.08	2.00	34.71	134.67	156.74		4.03	2.27	2.36
1/6/2017	4.10	2.00	35.13	118.67	169.62		2.93	2.28	2.11
1/7/2017		2.00	32.97	113.33	159.94		3.77	2.58	2.53
1/8/2017		2.00	36.58	152.67	162.40		3.03	2.41	2.39
1/9/2017		2.00	33.63	139.33	181.72		3.17	2.66	2.75
1/10/2017		2.00	50.74	165.33	175.02		3.87	2.86	2.98
1/11/2017	85.70	3.73	57.43	124.00	129.64		4.89	4.12	2.87
1/12/2017	11.29	4.00	50.64	100.00	128.34		4.26	2.65	<2.00
1/13/2017	2.00	2.00	39.98	106.67	180.24		3.90	2.22	2.14
1/14/2017		2.00	37.16	116.67	158.46		3.96	2.58	2.45
1/15/2017	2.00	2.00	37.61	126.00	151.06		3.03	3.35	2.50
1/16/2017	6.20	2.00	36.93	128.67	165.84		3.10	2.52	2.14
1/17/2017		2.00	44.31	166.00	172.25		4.43	4.55	3.40
1/18/2017	7.40	2.00	40.73	114.00	140.38		2.47	2.35	2.41
1/19/2017	10.09	2.00	35.86	139.33	158.24		3.00	3.68	2.06
1/20/2017	1.00	2.00	35.44	151.33	170.74		3.20	2.77	<2.00
1/21/2017		2.00	37.05	139.33	153.14		3.87	2.76	2.42
1/22/2017		2.00	35.58	153.33	155.40		3.53	2.70	2.06
1/23/2017		2.00	52.90	182.00	161.76		4.03	2.90	3.12
1/24/2017		2.00	78.12	126.67	79.10		9.80	5.56	3.95
1/25/2017	1.00	2.00	67.29	70.00	104.07		4.57	3.165	2.40
1/26/2017	5.07	2.00	70.56	67.33	93.48		4.73	3.16	2.23
1/27/2017	4.10	2.00	65.16	78.00	99.67		4.98	3.08	2.54
1/28/2017		2.00	43.51	104.00	138.59		3.96	2.40	2.66
1/29/2017		2.00	43.27	117.33	134.41		3.64	3.00	2.38
1/30/2017		2.00	40.27	83.67	124.11		3.69	2.27	2.31
1/31/2017	1.00	2.00	39.37	128.67	151.21		3.50	2.67	2.38
2/1/2017	8.80	2.00	41.62	143.33	148.51		3.67	2.38	2.51
2/2/2017	6.95	2.00	41.17	120.00	136.70		3.77	3.76	2.26
2/3/2017	1.00	2.00	36.88	129.33	240.69		3.47	2.37	2.60
2/4/2017		2.00	38.74	110.67	146.83		3.87	2.74	3.07
2/5/2017		2.00	38.69	120.67	121.80		3.03	2.32	3.28
2/6/2017		2.00	36.57	142.67	193.03		2.87	3.05	2.23
2/7/2017		2.00	44.50	162.00	162.14		2.53	2.83	2.32
2/8/2017	5.20	2.00	38.09	116.67	173.46		2.60	2.88	2.66
2/9/2017	6.83	2.00	37.26	150.00	160.44		4.80	3.36	2.40
2/10/2017	14.50	2.00	37.17	124.67	157.41		4.07	3.04	2.61
2/11/2017		2.00	38.55	111.33	124.84		5.24	3.23	3.84
2/12/2017		2.00	38.31	132.67	157.19		4.07	4.18	2.79
2/13/2017		2.00	40.43	135.33	160.09		6.43	3.87	3.68
2/14/2017	7.50	2.00	37.97	140.00	176.02		7.47	4.28	3.35
2/15/2017	6.08	2.00	44.24	150.67	160.68		3.93	2.84	2.80
2/16/2017	7.27	2.00	39.00	116.67	158.55		4.75	3.84	3.11
2/17/2017	7.30	2.00	37.68	130.67	130.16		3.30	3.00	<2.00
2/18/2017		2.00	43.40	106.00	156.65		3.13	2.81	1.98
2/19/2017		2.00	50.20	99.33	129.91		2.93	2.74	2.60
2/20/2017		2.83	41.51	92.67	159.75		3.89	3.35	2.65
2/21/2017		2.00	41.79	115.33	159.77		3.43	2.12	3.39
2/22/2017	26.60	2.00	42.79	121.33	194.165		4.20	3.27	2.56
2/23/2017	8.82	2.00	42.47	150.00	137.88		4.07	2.79	2.41
2/24/2017	5.20	2.00	42.45	139.33	124.21		3.20	2.86	2.65
2/25/2017		2.00	45.62	148.67	166.13		4.84	2.26	<2.00
2/26/2017		2.00	40.67	105.33	129.15		4.58	2.86	2.81
2/27/2017		2.00	39.58	121.33	136.21		3.00	2.15	<2.00
2/28/2017	6.20	2.00	39.81	116.67	160.865		2.47	2.37	4.21
3/1/2017	2.54	2.00	41.30	149.33	163.64		2.17	3.43	2.82
3/2/2017	6.20	2.00	40.86	132.00	162.93		3.23	2.09	3.03
3/3/2017	4.10	2.00	36.59	144.67	173.49		3.41	2.78	2.47
3/4/2017		4.69	37.44	137.33	169.23		3.51	3.23	3.52
3/5/2017		2.00	38.00	144.00	162.83		3.37	3.17	<2.00
3/6/2017		2.00	36.26	150.00	181.28		3.23	2.77	2.29
3/7/2017		2.00	36.91	162.67	177.74		2.77	2.52	2.14
3/8/2017	2.00	2.00	37.32	149.33	176.56		2.57	2.60	2.63

Date	Enterococci Bacteria (MPN/100mL)	Fecal Coliform Bacteria (MPN/100mL)	Influent Flow (MGD)	Raw Influent TSS (mg/L)	Raw Influent BOD (mg/L)	Raw Influent CBOD (mg/L)	Final Effluent TSS (mg/L)	Final Effluent BOD (mg/L)	Final Effluent CBOD (mg/L)
3/9/2017	2.00	2.00	37.56	171.33	168.32		2.00	2.77	2.52
3/10/2017	5.10	2.00	38.93	160.00	179.94		3.40	3.26	2.54
3/11/2017		2.00	34.26	158.00	171.14		3.73	3.01	2.45
3/12/2017		2.00	36.10	168.67	181.58		3.17	2.99	2.58
3/13/2017		2.00	34.83	160.67	187.37		3.43	3.10	3.29
3/14/2017	32.00	2.00	56.04	208.67	151.88		6.03	3.24	2.73
3/15/2017	14.21	2.00	63.36	97.33	121.74		5.03	2.99	3.08
3/16/2017	4.10	2.00	47.38	136.67	152.97		3.82	3.19	3.07
3/17/2017	4.10	2.00	39.24	124.67	176.87		2.97	2.51	2.40
3/18/2017		2.00	39.68	120.00	168.40		3.23	3.06	2.74
3/19/2017		2.00	39.37	128.00	164.10		2.47	2.21	<2.00
3/20/2017		2.00	40.33	138.67	172.26		3.10	3.22	3.00
3/21/2017		2.00	38.61	134.67	164.22		3.23	2.61	<2.00
3/22/2017	19.30	2.00	39.08	152.67	157.97		4.77	2.23	<2.00
3/23/2017	2.00	2.00	37.70	152.67	165.69		2.97	2.51	<2.00
3/24/2017	2.00	2.83	37.68	147.33	243.58		2.47	2.99	2.12
3/25/2017		2.00	36.94	128.00	139.30		4.13	2.34	2.44
3/26/2017		2.00	38.72	147.33	160.83		2.93	2.27	2.71
3/27/2017		2.00	51.83	166.67	151.54		3.13	2.53	<2.00
3/28/2017	16.30	2.00	53.52	120.00	132.85		3.23	2.79	<2.00
3/29/2017	6.45	2.00	48.24	88.00	130.11		2.00	2.16	<2.00
3/30/2017	3.87	2.00	39.32	120.00	154.16		2.30	2.19	<2.00
3/31/2017	2.00	2.00	62.05	121.33	118.89		4.10	2.64	2.85
4/1/2017		2.00	81.45	77.33	81.31		4.58	3.16	2.26
4/2/2017		2.00	71.31	54.67	80.41		9.78	6.33	3.84
4/3/2017		5.10	72.26	68.00	95.66		4.43	3.06	<2.00
4/4/2017		2.00	78.02	76.00	72.35		4.87	2.61	2.50
4/5/2017	35.00	2.00	72.69	55.00	74.03		4.60	3.11	2.15
4/6/2017	4.40	2.00	95.82	134.00	74.04		4.43	<2.00	2.12
4/7/2017	1.00	2.00	70.92	66.67	96.05		3.70	2.52	<2.00
4/8/2017		2.00	65.55	71.33	107.58		3.87	2.64	2.28
4/9/2017		2.00	67.63	82.67	98.01		4.47	3.06	2.40
4/10/2017		2.00	69.48	84.00	113.10		3.60	2.86	2.62
4/11/2017	6.30	2.00	63.91	92.67	109.25		4.73	3.60	3.00
4/12/2017	3.49	2.00	47.27	175.33	231.82		2.73	2.58	2.48
4/13/2017	5.08	2.00	46.78	99.00	140.48		2.60	2.82	2.46
4/14/2017	3.10	2.00	45.52	108.00	147.77		3.07	3.44	2.77
4/15/2017		2.83	44.82	124.67	148.54		3.82	2.53	2.42
4/16/2017		4.24	43.13	82.67	110.39		2.53	3.99	3.62
4/17/2017		2.00	43.26	163.33	163.87		<2.000	2.98	2.60
4/18/2017		2.00	41.69	107.00	161.92		2.07	2.52	<2.00
4/19/2017	4.10	2.00	42.50	129.33	166.27		2.47	2.03	<2.00
4/20/2017	2.02	2.00	42.29	120.00	163.73		2.53	2.49	<2.00
4/21/2017	3.10	2.00	56.78	139.33	145.87		5.47	3.70	2.87
4/22/2017		2.00	41.74	102.00	163.09		2.83	2.30	2.12
4/23/2017		2.00	39.62	121.33	146.01		2.53	2.54	2.39
4/24/2017		2.00	41.87	130.00	172.60		2.40	2.42	2.14
4/25/2017	5.20	2.83	69.25	144.00	122.91		9.20	5.92	3.82
4/26/2017	3.72	3.83	82.15	74.33	88.47		7.82	5.43	4.22
4/27/2017	1.00	2.83	67.81	72.00	114.24		4.50	4.91	2.85
4/28/2017	1.00	2.00	68.06	77.00	98.225		2.97	3.64	3.08
4/29/2017		3.74	65.61	67.33	104.52		2.07	4.44	4.49
4/30/2017		2.83	51.39	108.00	126.58		2.83	3.20	2.72
5/1/2017		2.00	49.98	154.67	150.49		4.60	3.37	2.68
5/2/2017		2.83	57.30	111.33	115.80		6.73	4.53	3.34
5/3/2017	2.00	2.00	54.89	112.00	130.23		4.13	3.10	2.42
5/4/2017	1.00	6.78	45.50	119.33	144.74		2.37	3.10	2.77
5/5/2017	1.00	2.83	79.15	127.33	108.53		5.23	3.80	3.14
5/6/2017		2.00	75.08	64.00	89.55		4.09	2.97	2.52
5/7/2017		4.00	70.74	94.67	98.79		4.62	3.15	2.94
5/8/2017		2.00	67.49	76.00	119.35		10.00	8.23	4.15
5/9/2017	9.50	4.00	64.23	106.67	122.625		9.67	7.13	4.17
5/10/2017	1.26	2.00	61.80	108.00	127.91		5.60	2.58	2.18
5/11/2017	1.00	2.83	54.50	108.00	122.11		5.40	2.91	2.16
5/12/2017	1.00	2.00	45.94	122.67	146.09		5.60	2.51	2.27
5/13/2017		2.00	58.26	135.33	110.39		7.80	4.23	3.40
5/14/2017		2.00	74.45	66.00	79.44		7.13	3.32	2.98
5/15/2017		2.83	67.27	90.00	83.80		5.67	3.20	3.26
5/16/2017		2.00	63.34	86.67	116.34		3.82	4.29	3.76
5/17/2017	1.00	2.52	63.86	97.33	121.70		5.27	4.36	4.13
5/18/2017	1.00	4.00	63.51	95.11	131.43		3.90	4.38	3.84
5/19/2017	1.00	4.00	56.61	90.00	135.46		3.93	4.20	3.89
5/20/2017		2.00	44.22	109.33	154.56		4.07	3.20	2.86
5/21/2017		2.00	46.17	143.33	141.11		3.10	2.52	2.08
5/22/2017		2.00	48.55	134.67	154.45		4.36	2.71	2.41

Date	Enterococci Bacteria (MPN/100mL)	Fecal Coliform Bacteria (MPN/100mL)	Influent Flow (MGD)	Raw Influent TSS (mg/L)	Raw Influent BOD (mg/L)	Raw Influent CBOD (mg/L)	Final Effluent TSS (mg/L)	Final Effluent BOD (mg/L)	Final Effluent CBOD (mg/L)
5/23/2017	2.00	2.00	43.18	125.33	142.79		3.57	2.37	2.05
5/24/2017	1.26	2.00	43.17	124.67	159.70		3.47	2.18	2.03
5/25/2017	2.49	5.10	60.47	142.67	139.68		4.33	2.52	2.07
5/26/2017	5.20	2.83	66.11	73.67	108.18		6.62	3.61	2.54
5/27/2017		3.46	66.98	76.67	101.44		3.56	3.31	2.51
5/28/2017	4.10	2.83	44.82	94.33	124.49		2.80	2.75	2.45
5/29/2017	1.00	2.00	44.90	108.67	148.96		3.47	2.48	<2.00
5/30/2017		2.00	43.01	120.00	143.64		3.73	2.59	2.21
5/31/2017		2.00	42.66	135.33	170.46		2.93	2.69	2.48
6/1/2017	1.00	4.69	47.79	122.00	148.67		2.63	3.08	2.93
6/2/2017	1.00	2.00	42.28	139.67	158.24		3.00	2.98	2.70
6/3/2017		2.00	39.01	107.33	137.88		3.30	2.68	2.56
6/4/2017		2.83	50.42	131.33	145.80		3.00	3.03	2.56
6/5/2017		2.83	57.02	122.67	165.06		4.13	2.62	2.29
6/6/2017	1.00	2.00	62.62	100.67	118.12		3.47	2.34	2.12
6/7/2017	1.00	2.00	68.35	69.33	88.64		2.20	2.26	2.09
6/8/2017	3.22	2.00	46.88	97.67	129.49		3.13	2.54	2.45
6/9/2017	1.00	4.00	43.64	114.00	137.33		2.70	2.76	2.77
6/10/2017		2.83	41.44	112.67	147.66		3.63	2.75	2.61
6/11/2017		2.00	44.51	112.00	123.87		2.27	3.80	3.67
6/12/2017		2.83	41.12	125.33	162.96		2.80	2.32	2.16
6/13/2017		3.46	41.33	132.67	150.93		2.40	2.02	<2.00
6/14/2017	1.00	2.52	39.19	122.00	159.74		2.63	3.10	2.76
6/15/2017	1.00	4.00	40.94	118.67	161.04		2.30	2.71	2.58
6/16/2017	1.00	4.90	67.60	145.33	129.07		23.35	14.63	7.45
6/17/2017		8.77	63.63	77.33	102.77		6.47	3.41	2.49
6/18/2017		5.83	67.29	75.33	87.63		4.62	2.57	2.18
6/19/2017		5.29	66.50	119.33	114.09		4.00	2.84	2.21
6/20/2017	1.00	2.83	56.26	99.33	111.16		2.83	2.17	<2.00
6/21/2017	1.00	2.00	43.20	118.00	134.46		2.57	2.18	<2.00
6/22/2017	1.41	2.00	43.81	124.67	131.465		2.00	2.70	2.53
6/23/2017	3.00	2.00	41.49	149.33	154.39		2.57	3.42	3.16
6/24/2017		2.00	61.01	102.00	101.21		5.20	3.83	3.67
6/25/2017		2.00	49.11	90.67	115.30		<2.000	4.00	3.91
6/26/2017		2.00	40.96	132.67	149.36		2.30	3.97	3.84
6/27/2017		2.00	39.87	134.67	159.70		2.10	3.61	3.27
6/28/2017	3.10	2.00	38.58	126.00	172.52		2.37	3.76	3.31
6/29/2017	1.76	2.00	39.54	162.67	167.31		2.03	3.64	3.17
6/30/2017	2.00	2.00	41.82	160.67	179.76		3.60	4.41	3.99
7/1/2017		4.00	38.72	114.00	154.79		4.63	4.10	3.77
7/2/2017		2.00	37.67	145.33	122.56		2.83	4.65	4.29
7/3/2017	4.10	2.00	36.52	150.00	126.925		3.73	4.44	3.87
7/4/2017	1.00	2.00	34.78	146.00	151.71		2.23	3.28	2.53
7/5/2017	1.00	2.00	34.55	156.67	238.56		2.13	3.84	3.12
7/6/2017	1.41	6.78	39.56	146.00	169.15		2.97	3.19	3.05
7/7/2017	5.10	2.00	58.95	152.00	135.54		7.11	3.60	3.35
7/8/2017		2.00	57.26	111.33	96.36		2.90	2.87	2.90
7/9/2017		2.00	45.83	115.33	134.86		2.80	2.66	2.82
7/10/2017		2.00	36.38	154.67	176.69		3.40	3.16	2.90
7/11/2017		2.00	65.96	98.67	97.77		4.60	2.93	2.61
7/12/2017	1.00	5.04	64.74	96.00	97.32		22.00	7.02	5.21
7/13/2017	1.00	2.83	63.93	104.67	115.35		3.64	2.47	2.44
7/14/2017	2.00	2.00	49.14	100.00	140.04		4.43	2.15	2.05
7/15/2017		2.00	37.98	116.00	153.99		3.64	2.45	2.33
7/16/2017		2.00	39.33	122.67	142.33		3.03	2.82	2.77
7/17/2017		2.00	37.84	144.67	165.69		2.93	2.34	2.17
7/18/2017	3.00	2.00	40.41	191.33	163.46		3.87	2.32	2.46
7/19/2017	1.46	2.00	36.25	136.00	154.14		2.43	2.42	2.09
7/20/2017	1.00	2.83	41.64	166.00	161.28		2.63	2.86	2.76
7/21/2017	1.00	2.00	35.55	126.00	151.15		2.47	2.46	2.24
7/22/2017		2.00	34.09	122.67	178.43		2.33	2.25	2.16
7/23/2017		2.00	35.63	136.67	150.58		2.87	2.37	2.15
7/24/2017		2.00	54.90	156.00	133.79		5.37	2.52	2.18
7/25/2017		2.83	42.23	124.00	148.14		2.93	2.37	2.20
7/26/2017	2.00	2.00	33.95	147.33	161.13		2.63	3.21	3.11
7/27/2017	1.00	4.00	36.30	170.00	152.14		3.07	2.61	2.08
7/28/2017	1.00	2.83	33.41	142.67	162.38		2.37	3.74	3.82
7/29/2017		2.00	31.39	122.00	171.94		<2.000	2.58	2.28
7/30/2017		2.00	33.74	131.33	164.75		2.17	3.51	3.15
7/31/2017		2.83	33.27	152.67	191.35		2.93	3.61	2.89
8/1/2017	1.00	2.00	31.18	153.33	186.85		2.00	2.61	2.46
8/2/2017	2.22	2.00	33.40	196.00	191.44		2.60	2.88	2.82
8/3/2017	2.02	2.83	33.81	164.00	180.665		2.67	3.19	3.05
8/4/2017	1.00	2.00	31.85	161.33	184.03		2.27	3.20	3.01
8/5/2017		5.10	44.02	149.33	162.98		3.87	2.75	2.34

Date	Enterococci Bacteria (MPN/100mL)	Fecal Coliform Bacteria (MPN/100mL)	Influent Flow (MGD)	Raw Influent TSS (mg/L)	Raw Influent BOD (mg/L)	Raw Influent CBOD (mg/L)	Final Effluent TSS (mg/L)	Final Effluent BOD (mg/L)	Final Effluent CBOD (mg/L)
8/6/2017		2.83	34.86	138.67	176.19		2.30	2.39	2.09
8/7/2017		2.00	31.86	143.33	177.19		2.13	2.27	2.17
8/8/2017		2.00	32.16	140.00	170.43		2.70	2.36	2.14
8/9/2017	1.00	3.17	31.69	154.67	183.485		2.63	2.79	2.73
8/10/2017	1.00	2.00	33.48	167.33	168.88		2.13	2.45	2.36
8/11/2017	1.00	2.00	33.40	162.00	189.97		2.47	2.60	2.49
8/12/2017		2.00	32.01	147.33	187.01		2.27	2.30	2.16
8/13/2017	1.00	2.83	30.96	128.67	164.97		2.10	2.75	2.75
8/14/2017	1.00	2.00	31.73	169.33	189.165		2.67	2.37	2.25
8/15/2017		2.00	30.24	155.33	189.83		2.33	2.19	2.16
8/16/2017	1.00	3.17	31.73	152.67	189.83		2.20	2.55	2.54
8/17/2017	1.00	2.83	33.10	186.00	185.04		2.33	2.37	2.16
8/18/2017	1.00	2.00	36.75	189.33	208.77		3.23	2.52	2.35
8/19/2017		2.00	33.15	109.33	208.77		2.00	2.52	2.35
8/20/2017		4.69	30.79	138.67	171.05		2.43	2.33	2.14
8/21/2017		2.00	30.65	183.33	188.96		2.33	2.26	2.10
8/22/2017		2.83	31.08	153.33	182.07		<2.000	<2.00	<2.00
8/23/2017	2.00	3.17	30.50	151.33	188.98		2.10	<2.00	<2.00
8/24/2017	1.41	2.00	32.60	143.33	168.99		<2.000	2.25	<2.00
8/25/2017	4.10	2.00	29.59	180.00	204.30		2.23	2.37	2.46
8/26/2017		4.69	28.60	132.00	193.25		<2.000	2.28	<2.00
8/27/2017		2.00	30.62	164.67	203.92		<2.000	2.60	2.45
8/28/2017		2.00	30.50	169.33	204.84		2.13	2.71	2.33
8/29/2017	2.00	2.83	33.96	186.00	219.90		2.10	2.59	2.13
8/30/2017	1.60	4.70	30.23	134.67	176.82		2.07	2.32	2.23
8/31/2017	1.00	2.00	32.26	175.33	222.85		2.23	2.59	2.20
9/1/2017	1.00	2.00	28.76	181.33	210.78		<2.000	2.52	2.68
9/2/2017		2.83	29.16	164.00	199.34		2.40	2.74	2.76
9/3/2017	7.40	2.00	37.60	182.67	174.27		2.97	2.24	2.07
9/4/2017	2.00	2.00	28.05	153.33	204.48		2.83	2.95	2.77
9/5/2017		2.00	30.66	135.33	191.09		2.70	3.05	2.93
9/6/2017		2.00	45.87	266.00	203.21		3.30	2.93	2.88
9/7/2017	4.10	2.83	55.17	89.33	120.78		3.10	2.27	2.12
9/8/2017	2.00	2.00	45.91	102.67	139.28		2.37	2.27	2.22
9/9/2017		2.00	29.60	129.33	199.04		<2.000	2.39	2.17
9/10/2017		2.83	31.02	122.00	194.79		<2.000	2.45	2.39
9/11/2017		2.00	28.66	154.67	194.03		2.10	2.49	2.44
9/12/2017	1.00	2.00	28.43	160.00	213.95		2.50	2.72	2.66
9/13/2017	1.00	3.53	28.31	180.67	223.96		2.20	2.64	2.60
9/14/2017	1.76	2.00	32.48	182.67	188.09		6.07	2.36	2.35
9/15/2017	8.40	2.00	29.51	171.33	200.89		3.10	2.14	2.17
9/16/2017		2.00	27.80	139.33	221.18		<2.000	2.92	2.89
9/17/2017		2.83	29.76	155.33	210.27		<2.000	2.57	2.60
9/18/2017		2.00	30.10	176.00	227.48		<2.000	2.32	2.07
9/19/2017	5.20	4.69	35.51	208.00	237.53		2.37	<2.00	<2.00
9/20/2017	1.26	2.00	31.11	138.67	207.15		<2.000	<2.00	<2.00
9/21/2017	3.52	2.00	31.58	172.00	219.25		<2.000	<2.00	<2.00
9/22/2017	1.00	2.00	36.64	177.33	184.84		3.07	2.05	<2.00
9/23/2017		2.83	29.95	122.67	212.36		2.00	2.16	<2.00
9/24/2017		2.00	32.07	120.67	176.70		2.13	2.43	2.12
9/25/2017		2.00	29.03	152.67	213.29		<2.000	2.72	2.37
9/26/2017	4.10	2.83	29.54	156.00	207.02		<2.000	2.70	2.35
9/27/2017	4.13	2.00	29.35	176.00	213.02		<2.000	3.42	2.82
9/28/2017	3.63	2.00	31.34	153.33	200.66		<2.000	2.64	2.305
9/29/2017	1.00	2.00	28.74	175.33	208.31		<2.000	2.41	2.22
9/30/2017		2.00	43.64	144.00	161.40		2.07	2.34	2.06
10/1/2017		2.00	41.24	88.00	164.90		<2.000	2.05	<2.00
10/2/2017		2.00	27.47	168.67	228.89		<2.000	2.29	2.38
10/3/2017		2.00	27.55	158.67	223.80		<2.000	2.28	2.40
10/4/2017	4.10	2.00	29.06	147.33	237.94		<2.000	2.13	2.05
10/5/2017	1.00	2.00	31.06	154.00	220.12		<2.000	2.05	<2.00
10/6/2017	1.00	2.00	28.45	168.67	218.07		<2.000	2.51	2.20
10/7/2017		2.00	28.09	141.33	200.78		<2.000	2.45	2.23
10/8/2017	3.10	2.00	43.82	164.67	165.95		3.03	2.82	2.46
10/9/2017	1.00	2.00	34.93	134.00	200.65		2.00	2.12	<2.00
10/10/2017		2.00	28.52	127.33	214.96		<2.000	2.05	<2.00
10/11/2017	1.00	2.00	29.13	162.67	217.50		<2.000	2.18	<2.00
10/12/2017	1.00	7.75	30.66	176.67	226.26		2.33	<2.00	<2.00
10/13/2017	1.00	2.83	28.37	188.67	219.62		2.27	2.14	<2.00
10/14/2017		2.00	27.33	153.33	222.38		<2.000	2.47	2.52
10/15/2017		2.00	31.42	140.67	202.54		<2.000	2.05	2.07
10/16/2017		4.00	28.09	173.33	233.29		2.03	<2.00	<2.00
10/17/2017		2.00	26.98	167.33	244.71		<2.000	<2.00	<2.00
10/18/2017	1.00	2.00	26.60	173.33	189.22	159.63	<2.000	2.22	2.14
10/19/2017	3.22	2.00	30.27	144.67	225.08		<2.000	<2.00	<2.00

Date	Enterococci Bacteria (MPN/100mL)	Fecal Coliform Bacteria (MPN/100mL)	Influent Flow (MGD)	Raw Influent TSS (mg/L)	Raw Influent BOD (mg/L)	Raw Influent CBOD (mg/L)	Final Effluent TSS (mg/L)	Final Effluent BOD (mg/L)	Final Effluent CBOD (mg/L)
10/20/2017	1.00	4.00	27.83	162.67	221.99		<2.000	<2.00	<2.00
10/21/2017		2.83	27.95	173.33	244.05	195.80	<2.000	2.06	<2.00
10/22/2017		2.00	28.12	162.67	217.57		<2.000	2.47	2.30
10/23/2017		2.00	30.45	186.67	258.47		<2.000	2.76	2.02
10/24/2017	10.90	62.45	46.93	189.33	231.10		3.83	3.20	2.85
10/25/2017	3.10	5.92	66.92	105.33	109.16	85.70	3.80	2.72	2.32
10/26/2017	2.02	5.29	60.18	79.33	100.58		2.20	2.21	<2.00
10/27/2017	1.00	3.74	40.92	105.33	164.24		<2.000	2.03	<2.00
10/28/2017		2.00	30.18	120.00	202.94	169.63	<2.000	2.36	2.18
10/29/2017		4.00	68.54	133.33	150.55		4.37	2.81	2.56
10/30/2017		5.66	69.91	60.00	99.02		4.10	2.26	<2.00
10/31/2017		9.38	62.12	79.33	106.89		3.90	<2.00	<2.00
11/1/2017	2.00	3.17	52.29	84.67	130.74	103.10	2.50	<2.00	<2.00
11/2/2017	2.00	2.83	35.04	129.33	191.05		<2.000	2.09	<2.00
11/3/2017	1.00	2.00	34.36	134.00	200.27		<2.000	2.08	<2.00
11/4/2017		2.83	34.58	129.33	184.45	163.97	<2.000	<2.00	<2.00
11/5/2017		3.74	36.77	136.00	164.46		<2.000	<2.00	<2.00
11/6/2017		2.00	33.42	174.00	253.31		<2.000	2.02	2.11
11/7/2017	5.10	2.00	37.18	147.33	186.07		2.07	2.08	2.25
11/8/2017	4.59	2.00	32.46	118.00	178.685	170.57	<2.000	2.15	2.05
11/9/2017	6.70	2.00	36.52	149.33	184.78		<2.000	2.09	<2.00
11/10/2017	2.00	2.00	31.73	138.67	219.725		3.13	2.25	<2.00
11/11/2017		2.00	31.55	155.33	212.72	172.20	3.97	2.33	2.08
11/12/2017		2.00	32.81	141.33	253.40		2.87	2.22	2.21
11/13/2017		2.00	38.20	163.33	180.22		<2.000	2.21	2.05
11/14/2017		2.00	31.41	124.67	192.56		<2.000	<2.00	<2.00
11/15/2017	1.00	2.52	34.15	141.33	195.38	159.000	2.27	<2.00	<2.00
11/16/2017	1.76	2.00	43.65	174.67	201.92		3.63	2.59	2.32
11/17/2017	6.30	2.00	31.64	134.00	214.68		2.57	2.14	2.74
11/18/2017		2.00	34.28	159.33	193.61	155.2	2.33	2.17	2.18
11/19/2017		2.83	50.58	107.33	140.68		2.90	2.28	2.38
11/20/2017		2.00	31.07	123.33	182.63		2.33	2.07	2.0
11/21/2017	4.10	2.00	34.13	162.00	173.95		2.53	<2.00	<2.00
11/22/2017	3.49	2.52	61.69	109.33	115.73		3.07	2.10	<2.00
11/23/2017	3.32	2.00	51.98	94.00	138.31		3.63	2.09	<2.00
11/24/2017	1.00	2.83	39.79	114.67	180.05		<2.000	<2.00	<2.00
11/25/2017		2.00	32.94	138.00	198.50	176.06	3.87	2.06	2.07
11/26/2017		2.83	32.38	108.00	160.84		<2.000	<2.00	2.02
11/27/2017		2.00	32.57	137.33	211.51		<2.000	2.13	<2.00
11/28/2017		5.66	34.84	146.00	178.86		2.27	2.06	<2.00
11/29/2017	4.10	2.00	31.56	145.33	192.69		2.00	<2.00	<2.00
11/30/2017	3.55	3.74	32.03	176.00	203.36		2.47	2.59	2.70
12/1/2017	4.31	2.00	31.64	172.67		180.44	<2.000		<2.00
12/2/2017	4.69	2.00	31.32	144.67		173.44	2.13		<2.00
12/3/2017	6.24	6.00	34.00	144.00		132.17	3.73		<2.00
12/4/2017	4.10	2.00	31.50	158.67		167.80	<2.000		<2.00
12/5/2017	8.71	2.00	50.45	215.33		155.47	3.47		2.04
12/6/2017	3.39	2.00	50.86	82.67		197.70	2.87		<2.00
12/7/2017	2.02	4.00	37.20	126.67		173.61	3.38		<2.00
12/8/2017	3.49	2.00	31.80	123.33		171.09	2.57		<2.00
12/9/2017	1.00	2.00	34.17	158.67		175.75	3.53		<2.00
12/10/2017	5.87	2.00	37.65	130.00		141.82	4.62		2.47
12/11/2017	2.45	2.00	33.11	141.33		151.68	3.47		<2.00
12/12/2017	3.10	2.00	41.17	138.67		148.44	3.40		<2.00
12/13/2017	2.02	2.00	32.86	136.67		158.32	3.43		<2.00
12/14/2017	3.57	2.00	35.06	126.67		151.95	<2.000		<2.00
12/15/2017	2.49	2.00	30.85	148.67		197.51	3.57		2.01
12/16/2017	2.28	2.00	29.92	140.67		169.11	4.03		<2.00
12/17/2017	3.10	2.00	30.94	136.00		142.565	3.37		<2.00
12/18/2017	2.49	2.00	32.13	149.33		143.70	4.83		<2.00
12/19/2017	5.08	2.00	31.74	145.33		159.05	3.93		<2.00
12/20/2017	2.02	2.00	30.85	152.67		173.37	4.40		<2.00
12/21/2017	2.02	2.00	30.52	143.33		168.23	2.40		<2.00
12/22/2017	1.76	2.00	31.89	179.33		173.01	2.67		<2.00
12/23/2017	2.86	2.00	46.77	155.33		105.04	5.53		<2.00
12/24/2017	3.57	2.00	45.49	105.33		142.49	2.90		<2.00
12/25/2017	4.62	2.00	41.28	128.00		118.85	4.18		<2.00
12/26/2017	3.85	2.00	32.70	137.33		156.94	4.17		2.06
12/27/2017	3.00	2.00	31.11	137.33		146.34	3.82		<2.00
12/28/2017	7.82	2.00	31.01	139.33		148.74	2.57		<2.00
12/29/2017	5.72	4.00	31.82	154.67		158.95	2.90		<2.00
12/30/2017	1.41	2.00	30.51	138.00		131.34	3.53		<2.00
12/31/2017	2.45	2.00	33.06	134.00		169.59	3.57		<2.00

SLUDGE DATA

FIELD'S POINT

Field's Point Metals Loading from Final Sludge (lbs/yr)

Date	Sludge Dry Tons	Arsenic ppm	Arsenic lbs	Beryllium ppm	Beryllium lbs	Cadmium ppm	Cadmium lbs	Chromium ppm	Chromium lbs	Copper ppm	Copper lbs	Lead ppm	Lead lbs	Mercury ppm	Mercury lbs	Molybdenum ppm	Molybdenum lbs	Nickel ppm	Nickel lbs	Selenium ppm	Selenium lbs	Silver ppm	Silver lbs	Zinc ppm	Zinc lbs	Cyanide ppm	Cyanide lbs	
1/3/2017	19.75	4.64		0.16		1.09		46.81		165.28		50.99		0.39		4.86		31.21		7.03		2.51		415.39		1.10		
1/17/2017	27.86	6.17		0.26		1.31		55.02		205.38		65.49		0.35		4.99		41.88		8.67		3.23		483.38		0.85		
Monthly Avg:	23.81	5.40		0.21		1.20		50.92		185.33		58.24		0.37		4.92		36.54		7.85		2.87		449.38		0.98		
Monthly Total in lbs.	1,305,673		7.06		0.27		1.57		66.48		241.98		76.04		0.48		6.43		47.71		10.25		3.74		586.75		1.27	
2/7/2017	26.66	5.29		0.20		1.30		53.10		171.31		46.32		0.31		5.22		37.80		6.07		3.15		408.61		1.60		
2/14/2017	29.78	3.67		0.20		1.33		64.56		174.90		45.57		0.32		4.41		35.23		5.72		3.42		434.60		5.70		
Monthly Avg:	28.22	4.48		0.20		1.32		58.83		173.10		45.95		0.32		4.82		36.52		5.90		3.28		421.61		3.65		
Monthly Total in lbs.	1,299,120		5.82		0.26		1.71		76.42		224.88		59.69		0.41		6.26		47.44		7.66		4.26		547.72		4.74	
3/7/2017	28.59	4.76		0.18		1.24		54.65		172.73		46.72		0.16		4.74		33.86		7.50		3.84		443.61		2.70		
3/21/2017	28.77	3.80		0.13		1.03		48.13		165.36		47.92		0.16		4.13		36.82		6.85		4.13		374.32		2.00		
Monthly Avg:	28.68	4.28		0.15		1.13		51.39		169.05		47.32		0.16		4.44		35.34		7.17		3.99		408.97		2.35		
Monthly Total in lbs.	1,442,360		6.18		0.22		1.63		74.12		243.82		68.25		0.23		6.40		50.97		10.35		5.75		589.88		3.39	
4/4/2017	27.34	4.65		0.26		2.10		55.93		228.10		80.05		0.23		4.72		61.41		7.02		3.49		405.75		2.80		
4/18/2017	29.66	4.54		0.23		1.97		39.04		189.01		68.17		0.14		4.30		32.22		6.65		3.82		382.15		2.40		
Monthly Avg:	28.50	4.60		0.24		2.04		47.48		208.56		74.11		0.19		4.51		46.82		6.83		3.65		393.95		2.60		
Monthly Total in lbs.	1,391,380		6.40		0.34		2.83		66.07		290.18		103.12		0.26		6.27		65.14		9.51		5.08		548.14		3.62	
5/2/2017	27.90	4.74		0.14		1.62		41.04		228.00		79.11		0.60		7.95		38.07		8.17		4.76		416.35		5.20		
5/16/2017	29.45	4.24		0.06		1.50		62.94		242.69		76.75		1.33		6.49		37.88		7.75		4.26		455.78		2.55		
Monthly Avg:	28.68	4.49		0.10		1.56		51.99		235.35		77.93		0.96		7.22		37.97		7.96		4.51		436.07		3.88		
Monthly Total in lbs.	1,433,240		6.44		0.14		2.23		74.52		337.31		111.69		1.38		10.35		54.43		11.41		6.46		624.99		5.55	
6/6/2017	23.54	3.98		0.27		2.02		87.92		266.55		80.15		0.75		6.96		52.75		9.46		3.44		515.52		5.94		
6/12/2017	28.96	3.91		0.24		1.78		74.78		258.39		56.18				5.81		46.98		9.71		4.23		448.26				
6/20/2017	23.96	4.18		0.21		2.20		83.79		264.92		117.15		0.57		7.08		44.74		8.03		6.04		543.57		5.77		
Monthly Avg:	25.49	4.02		0.24		2.00		82.16		263.29		84.49		0.66		6.62		48.16		9.06		4.57		502.45		5.86		
Monthly Total in lbs.	1,413,160		5.69		0.34		2.82		116.11		372.06		119.40		0.93		9.35		68.06		12.81		6.46		710.04		8.27	
7/4/2017	14.96	4.62		0.23		2.46		64.69		302.02		141.07		1.09		7.44		51.83		7.31		6.74		617.68		6.22		
7/18/2017	30.02	5.44		0.27		2.53		81.95		331.07		148.98		1.05		8.15		46.19		7.68		6.21		760.24		6.31		
Monthly Avg:	22.49	5.03		0.25		2.49		73.32		316.55		145.03		1.07		7.80		49.01		7.50		6.48		688.96		6.27		
Monthly Total in lbs.	1,224,880		6.16		0.30		3.06		89.81		387.73		177.64		1.31		9.55		60.03		9.18		7.93		843.89		7.67	
8/1/2017	28.49	4.58		0.25		2.03		60.33		284.72		89.80		0.52		6.59		45.99		8.38		7.80		635.14		0.76		
8/15/2017	26.59	4.43		0.22		1.74		58.33		282.11		78.69		0.14		7.78		47.73		8.48		6.79		674.51		0.78		
Monthly Avg:	27.54	4.51		0.23		1.89		59.33		283.41		84.24		0.33		7.19		46.86		8.43		7.30		654.83		0.77		
Monthly Total in lbs.	1,242,460		5.60		0.29		2.34		73.71		352.13		104.67		0.41		8.93		58.22		10.48		9.07		813.60		0.96	
9/5/2017	21.04	4.47		0.11		2.44		60.22		254.01		73.54		0.15		9.01		48.75		7.70		4.06		620.69		0.70		
9/19/2017	28.17	4.29		0.21		1.29		75.75		235.41		55.79		0.15		6.22		39.70		7.08		6.22		540.34		0.61		
9/26/2017	24.01	4.48		0.22		1.79		92.98		396.78		74.61				7.62		51.75		7.84		6.95		705.97				
Monthly Avg:	24.41	4.41		0.18		1.84		76.32		295.40		67.98		0.15		7.62		46.74		7.54		5.74		622.33		0.65		
Monthly Total in lbs.	1,231,180		5.43		0.22		2.26		93.96		363.69		83.70		0.18		9.38		57.54		9.29		7.07		766.20		0.81	
10/3/2017	27.03	4.19		0.04		1.32		80.01		342.10		75.56		0.29		6.29		48.24		8.60		6.82		633.99		0.36		
10/17/2017	20.35	3.32		0.13		0.98		46.72		241.40		43.97		0.30		3.83		27.68		6.55		4.70		500.62		0.31		
Monthly Avg:	23.69	3.76		0.08		1.15		63.36		291.75		59.77		0.29		5.06		37.96		7.58		5.76		567.31		0.34		
Monthly Total in lbs.	1,295,980		4.87		0.11		1.49		82.12		378.10		77.46		0.38		6.56		49.19		9.82		7.46		735.22		0.43	
11/7/2017	27.99	4.03		0.18		2.66		66.83		276.44		66.70		0.30		4.71		42.61		6.32		5.55		563.19		0.54		
11/21/2017	28.25	4.27		0.18		2.60		72.21		275.10		70.44		0.26		4.92		48.75		7.94		5.40		556.27		0.59		
Monthly Avg:	28.12	4.15		0.18		2.63		69.52		275.77		68.57		0.28		4.82		45.68		7.13		5.47		559.73		0.57		
Monthly Total in lbs.	1,243,540		5.16		0.22		3.27		86.45		342.93		85.27		0.35		5.99		56.81		8.87		6.80		696.05		0.70	
12/5/2017	28.04	3.89		0.20		2.22		52.38		250.43		46.14		0.15		4.43		35.26		7.11		6.04		488.57		0.53		
12/19/2017	35.50	4.14		0.20		2.36		47.48		209.45		43.74		0.03		6.11		35.07		6.01		4.53		435.25		0.93		
Monthly Avg:	31.77	4.01		0.20		2.29		49.93		229.94		44.94		0.09		5.27		35.16		6.56		5.29		461.91		0.73		
Monthly Total in lbs.	1,321,740		5.30		0.26		3.03		66.00		303.92		59.40		0.11		6.97		46.48		8.67		6.99		610.52		0.96	
YEARLY TOTAL LBS	15,844,713		70.10		2.98		28.25		965.77		3838.73		1126.33		6.43		92.43		662.02		118.29		77.09		8072.99		38.38 </	

Field's Point Metals Loading from Final Sludge (lbs/yr)

Year	Arsenic	Beryllium	Cadmium	Chromium	Copper	Lead	Mercury	Molybdeum	Nickel	Selenium	Silver	Zinc	Cyanide
1994			202.7	2628.1	13386.0	4297.2	74.0		4626.2		1113.9	15683.7	281.0
1995			203.5	2824.5	14962.8	3700.2	55.0		4202.3		818.1	13071.5	189.3
1996	132.3	4.9	186.4	3473.3	12461.8	3389.6	47.8	205.1	3860.3		757.7	11615.1	239.8
1997			189.7	3654.7	13674.5	4122.1	53.9		3400.3		867.9	12323.5	189.6
1998	44.6		208.7	2655.5	11207.8	2879.9	36.9		2188.6		698.3	10101.5	127.1
1999	35.4		233.3	2315.0	13490.2	2516.8	28.8	164.7	1887.7	74.9	677.4	11549.1	90.1
2000	42.4	32.3	352.8	1747.7	15019.4	2544.9	12.0	84.1	1191.9	23.5	384.0	6482.0	49.6
2001	88.1	16.9	205.7	2379.0	15120.0	2611.1	26.3	204.6	2008.3	282.0	634.9	13297.6	111.0
2002	84.9	7.6	154.5	1757.0	15758.0	3156.0	27.9	190.1	1555.0	190.4	651.5	15148.0	79.6
2003	53.6	9.7	183.8	1976.2	12993.4	3008.8	28.4	98.1	1485.4	118.2	466.3	12773.9	60.8
2004	43.4	12.1	221.0	3774.2	20910.1	2608.5	23.8	103.2	2472.9	163.4	501.2	14645.1	95.9
2005	79.5	13.9	250.7	4970.6	30477.9	2867.9	29.6	190.3	3092.9	167.2	478.5	20592.3	78.6
2006	85.2	11.7	131.8	1448.6	5889.2	2616.6	16.7	193.4	1181.6	136.4	452.8	12290.6	56.9
2007	18.5	12.2	64.5	612.1	3862.6	1033.7	6.8	157.1	526.2	41.8	173.4	6833.0	67.5
2008	32.9	48.3	66.7	856.5	5426.0	1793.2	74.0	294.3	841.1	39.2	195.7	9914.5	113.8
2009	38.0	33.0	82.5	919.6	4792.0	1771.9	8.4	300.2	769.1	26.5	132.2	10442.8	121.1
2010	44.8	27.6	73.5	928.9	6111.0	1770.2	60.6	276.2	874.0	33.0	151.0	9897.7	94.6
2011	40.8	26.1	123.7	1156.0	3795.4	1613.2	7.5	261.0	790.7	43.0	115.9	9026.6	71.5
2012	33.8	28.5	78.3	995.0	3892.6	1269.2	8.1	285.5	818.7	114.5	185.3	8760.1	199.1
2013	75.1	3.6	48.0	1006.5	4202.2	1454.2	8.0	99.9	757.9	168.3	189.9	8772.9	83.2
2014	82.1	3.9	41.3	846.3	3873.3	1153.0	6.7	100.6	709.6	181.4	131.9	7457.4	59.7
2015	88.0	2.4	42.3	798.3	3683.9	991.0	6.5	98.3	652.2	154.2	105.6	8168.1	71.3
2016	67.2	2.1	22.2	713.9	3385.5	1048.0	6.8	96.7	604.5	113.7	75.6	7542.5	51.3
2017	70.1	3.0	28.3	965.8	3838.7	1126.3	6.4	92.4	662.0	118.3	77.1	8073.0	38.4

INFLUENT LOADING DATA

BUCKLIN POINT

Bucklin Point Influent Metals Al - Sn 2017
all analyses in ppb

Date	Day of the Week	Influent Flow	Al (ppb)	Fe (ppb)	Se (ppb)	As (ppb)	Mo (ppb)	Sn (ppb)
1/3/2017	Tuesday	31.32	698.3	1362.0000	<1.000	1.133	1.420	<5.00
1/4/2017	Wednesday	16.73	461.1	1283.0000				<5.00
1/10/2017	Tuesday	19.17	328.1	1397.0000	<1.000	1.213	2.874	<5.00
1/11/2017	Wednesday	29.70	886.7	1955.0000				<5.00
1/17/2017	Tuesday	20.01	216.9	1067.0000	<1.000	1.028	1.718	<5.00
1/18/2017	Wednesday	19.03	346.1	1203.0000				<5.00
1/24/2017	Tuesday	51.93	480.0	1085.0000	<1.000	0.994	1.730	<5.00
1/25/2017	Wednesday	32.85	381.0	1112.0000				<5.00
1/31/2017	Tuesday	17.56	256.2	1092.0000	<1.000	1.101	4.656	<5.00
2/1/2017	Wednesday	18.44	454.2	1249.0000				<5.00
2/7/2017	Tuesday	17.68	367.1	1436.0000	<1.000	1.012	2.258	<5.00
2/8/2017	Wednesday	15.84	535.4	1560.0000				<5.00
2/14/2017	Tuesday	15.59	351.2	1389.0000	<1.000	1.063	2.169	<5.00
2/15/2017	Wednesday	18.22	296.2	1160.0000				<5.00
2/21/2017	Tuesday	17.12	248.9	1050.0000	<1.000	0.969	12.496	<5.00
2/22/2017	Wednesday	17.92	259.9	1070.0000				<5.00
2/28/2017	Tuesday	17.53	230.5	1065.0000	<1.000	0.990	3.803	<5.00
3/1/2017	Wednesday	18.63	267.8	1100.0000				<5.00
3/7/2017	Tuesday	16.61	291.3	1279.0000	<1.000	1.134	2.067	<5.00
3/8/2017	Wednesday	16.48	490.6	1450.0000				<5.00
3/14/2017	Tuesday	32.03	233.6	1137.0000	<1.000	1.205	3.174	<5.00
3/15/2017	Wednesday	18.94	594.0	1503.0000				<5.00
3/21/2017	Tuesday	16.02	275.9	1123.0000	<1.000	0.996	5.175	<5.00
3/22/2017	Wednesday	15.80	262.6	1050.0000				<5.00
3/28/2017	Tuesday	22.23	754.4	1610.0000	<1.000	1.182	2.115	<5.00
3/29/2017	Wednesday	25.27	376.5	1160.0000				<5.00
4/4/2017	Tuesday	45.66	281.9	883.6	<1.000	0.888	2.030	<5.00
4/5/2017	Wednesday	24.61	359.3	999.6				<5.00
4/11/2017	Tuesday	21.96	418.9	652.7	<1.000	0.936	4.624	<5.00
4/12/2017	Wednesday	21.67	263.9	633.3				<5.00
4/18/2017	Tuesday	18.13	249.6	1020.0000	<1.000	1.083	4.561	<5.00
4/19/2017	Wednesday	19.12	254.3	929.6				<5.00
4/25/2017	Tuesday	38.13	353.4	976.9	<1.000	1.126	1.442	<5.00
4/26/2017	Wednesday	53.92	509.2	901.9				<5.00
5/2/2017	Tuesday	32.05	488.4	1301.0000	<1.000	0.987	2.419	5.778
5/3/2017	Wednesday	20.83	247.2	788.0				<5.00

Bucklin Point Influent Metals Al - Sn 2017
all analyses in ppb

Date	Day of the Week	Influent Flow	Al (ppb)	Fe (ppb)	Se (ppb)	As (ppb)	Mo (ppb)	Sn (ppb)
5/9/2017	Tuesday	25.32	240.2	859.1	<1.000	0.731	1.183	<5.00
5/10/2017	Wednesday	23.60	217.7	996.8				<5.00
5/16/2017	Tuesday	24.61	242.6	869.1	<1.000	0.949	2.278	<5.00
5/17/2017	Wednesday	24.41	221.7	900.8				<5.00
5/23/2017	Tuesday	20.97	717.8	1028.0000	<1.000	1.120	2.200	<5.00
5/24/2017	Wednesday	20.28	286.1	1140.0000				<5.00
5/30/2017	Tuesday	20.20	221.8	931.7	<1.000	0.938	1.001	<5.00
5/31/2017	Wednesday	20.15	256.4	987.7				<5.00
6/6/2017	Tuesday	50.75	251.9	693.7	<1.000	0.929	2.021	<5.00
6/7/2017	Wednesday	22.74	217.1	723.1				<5.00
6/13/2017	Tuesday	17.46	175.0	723.7	1.192	0.756	3.130	<5.00
6/14/2017	Wednesday	17.38	240.7	838.7				<5.00
6/20/2017	Tuesday	26.44	397.2	1129.0000	<1.000	1.235	2.902	<5.00
6/21/2017	Wednesday	19.59	271.9	878.7				<5.00
6/27/2017	Tuesday	18.37	557.8	773.5	<1.000	1.079	2.372	<5.00
6/28/2017	Wednesday	17.42	184.7	833.8				<5.00
7/4/2017	Tuesday	14.63	194.4	1090.0000	<1.000	1.159	1.335	<5.00
7/5/2017	Wednesday	15.36	157.6	1010.0000				<5.00
7/11/2017	Tuesday	33.41	584.1	1266.0000	<1.000	1.324	3.076	<5.00
7/12/2017	Wednesday	36.20	655.7	1026.0000				<5.00
7/18/2017	Tuesday	21.10	243.0	1070.0000	<1.000	1.095	2.206	<5.00
7/19/2017	Wednesday	17.87	369.0	1208.0000				<5.00
7/23/2017	Sunday	15.43	183.3	979.0				<5.00
7/24/2017	Monday	29.56	264.2	1092.0000				<5.00
7/25/2017	Tuesday	17.67	237.1	988.0	<1.000	1.231	5.835	<5.00
7/26/2017	Wednesday	15.94	224.9	1035.0000				<5.00
7/27/2017	Thursday	16.69	283.1	1179.0000				<5.00
7/28/2017	Friday	15.84	296.0	1173.0000				<5.00
7/29/2017	Saturday	16.17	242.3	1092.0000				<5.00
7/30/2017	Sunday	14.66	196.0	996.8				<5.00
7/31/2017	Monday	15.03	200.3	1016.0000				<5.00
8/1/2017	Tuesday	14.99	293.2	1058.0000	<1.000	1.264	2.442	<5.00
8/2/2017	Wednesday	15.93	256.2	1065.0000				<5.00
8/8/2017	Tuesday	15.30	256.2	1135.0000	<1.000	1.203	2.456	<5.00
8/9/2017	Wednesday	14.24	236.6	988.4				<5.00
8/15/2017	Tuesday	14.66	263.3	1073.0000	<1.000	1.313	1.960	<5.00
8/16/2017	Wednesday	13.56	344.7	1232.0000				<5.00
8/22/2017	Tuesday	13.98	314.3	1157.0000	<1.000	1.430	2.562	<5.00

Bucklin Point Influent Metals Al - Sn 2017
all analyses in ppb

Date	Day of the Week	Influent Flow	Al (ppb)	Fe (ppb)	Se (ppb)	As (ppb)	Mo (ppb)	Sn (ppb)
8/23/2017	Wednesday	13.43	323.3	1214.0000				<5.00
8/29/2017	Tuesday	13.71	334.8	1273.0000	<1.000	1.574	5.506	<5.00
8/30/2017	Wednesday	16.50	369.3	1416.0000				<5.00
9/5/2017	Tuesday	13.16	284.3	1166.0000	<1.000	1.365	1.322	<5.00
9/6/2017	Wednesday	16.11	478.6	1386.0000				<5.00
9/12/2017	Tuesday	12.48	1126.0000	1195.0000	<1.000	1.413	3.654	<5.00
9/13/2017	Wednesday	12.45	341.6	1201.0000				<5.00
9/19/2017	Tuesday	14.20	384.0	1266.0000	<1.000	1.444	7.150	<5.00
9/20/2017	Wednesday	24.79	462.1	1070.0000				<5.00
9/26/2017	Tuesday	12.81	242.0	991.2	<1.000	1.285	1.938	<5.00
9/27/2017	Wednesday	12.93	245.3	1057.0000				<5.00
10/3/2017	Tuesday	13.18	298.0	1125.0000	<1.000	1.231	2.989	<5.00
10/4/2017	Wednesday	12.75	264.4	1047.0000				<5.00
10/10/2017	Tuesday	12.79	223.9	1025.0000	<1.000	1.412	5.107	<5.00
10/11/2017	Wednesday	13.16	199.5	1074.0000				<5.00
10/17/2017	Tuesday	12.09	322.9	1383.0000	<1.000	1.415	3.567	<5.00
10/18/2017	Wednesday	12.19	907.5	1470.0000				<5.00
10/24/2017	Tuesday	19.10	426.3	1421.0000	<1.000	1.442	3.247	5.227
10/25/2017	Wednesday	31.46	484.7	1324.0000				<5.00
10/31/2017	Tuesday	16.29	221.9	1053.0000	<1.000	1.371	4.019	<5.00
11/1/2017	Wednesday	16.36	250.6	1222.0000				<5.00
11/7/2017	Tuesday	15.17	259.2	901.6	<1.000	0.919	3.742	<5.00
11/8/2017	Wednesday	15.20	309.8	854.5				<5.00
11/14/2017	Tuesday	14.29	344.9	1094.0000	<1.000	1.039	3.555	<5.00
11/15/2017	Wednesday	13.58	254.5	899.1				<5.00
11/21/2017	Tuesday	14.00	246.0	787.4	<1.000	0.761	1.693	<5.00
11/22/2017	Wednesday	41.09	320.1	696.7				<5.00
11/28/2017	Tuesday	14.09	177.0	821.9	<1.000	0.739	3.211	<5.00
11/29/2017	Wednesday	14.21	260.1	953.2				<5.00
12/5/2017	Tuesday	18.76	244.070	934.188	<1.000	0.930	3.126	<5.00
12/6/2017	Wednesday	27.88	455.734		<1.000	1.022	3.708	
12/12/2017	Tuesday	19.03	331.399		<1.000	0.993	4.451	
12/13/2017	Wednesday	14.27	390.674		<1.000	0.996	3.385	
12/19/2017	Tuesday	14.67	288.747		<1.000	0.928	2.527	
12/20/2017	Wednesday	14.19	884.055		<1.000	0.925	2.519	
12/26/2017	Tuesday	14.58	207.036		<1.000	0.921	0.906	
12/27/2017	Wednesday	14.23	244.869		<1.000	0.926	2.255	

Bucklin Point Influent Metals Cd - CN 2017
all analyses in ppb

Date	Day of the Week	Influent Flow	Cd (ppb)	TTL Cr (ppb)	Hex Cr (ppb)	Cu (ppb)	Pb (ppb)	Hg (ppb)	Ni (ppb)	Ag (ppb)	Zn (ppb)	CN (ppb)
1/3/2017	Tuesday	31.32	<2.5	<10.000	33.00	59.06	<10.000	0.03420	<10.000	<4.0	116.7	5.660
1/4/2017	Wednesday	16.73	<2.5	<10.000	37.00	53.03	12.71	0.03210	11.09	<4.0	96.68	4.660
1/10/2017	Tuesday	19.17	<2.5	105.2	39.00	73.37	<10.000	0.03040	63.24	<4.0	111.0	
1/11/2017	Wednesday	29.70	<2.5	24.31	27.00	49.49	14.33	0.01350	28.80	<4.0	134.6	14.80
1/12/2017	Thursday	25.58										8.050
1/17/2017	Tuesday	20.01	<2.5	<10.000	45.00	39.00	<10.000	0.03340	10.13	<4.0	80.66	7.19
1/18/2017	Wednesday	19.03	<2.5	34.01	30.00	46.29	<10.000	0.04300	27.68	<4.0	89.45	6.46
1/24/2017	Tuesday	51.93	<2.5	18.75	31.00	48.94	<10.000	0.02900	26.75	<4.0	95.36	6.490
1/25/2017	Wednesday	32.85	<2.5	<10.000	18.00	31.12	<10.000	0.02500	<10.000	<4.0	65.25	5.720
1/31/2017	Tuesday	17.56	<2.5	<10.000	34.00	44.08	<10.000	0.02840	12.97	<4.0	83.57	5.920
2/1/2017	Wednesday	18.44	<2.5	<10.000	33.00	47.33	<10.000	0.03000	19.47	<4.0	88.05	9.380
2/7/2017	Tuesday	17.68	<2.5	<10.000	32.00	63.06	<10.000	0.05400	12.33	<4.0	122.2	8.130
2/8/2017	Wednesday	15.84	<2.5	<10.000	26.00	38.26	<10.000	0.02960	12.95	<4.0	135.4	7.790
2/14/2017	Tuesday	15.59	<2.5	<10.000	41.00	49.21	<10.000	0.02750	<10.000	<4.0	108.4	9.220
2/15/2017	Wednesday	18.22	<2.5	<10.000	35.00	65.13	<10.000	0.03720	15.53	<4.0	132.6	6.160
2/21/2017	Tuesday	17.12	<2.5	<10.000	35.00	32.61	<10.000	0.02050	<10.000	<4.0	72.65	8.07
2/22/2017	Wednesday	17.92	<2.5	<10.000	35.00	33.73	<10.000	0.02710	<10.000	<4.0	81.82	5.120
2/28/2017	Tuesday	17.53	<2.5	47.65	29.00	70.23	<10.000	0.02360	92.42	<4.0	76.06	4.530
3/1/2017	Wednesday	18.63	<2.5	78.75	31.00	85.68	<10.000	0.02690	163.6	<4.0	88.87	4.740
3/7/2017	Tuesday	16.61	<2.5	<10.000	36.00	71.53	<10.000	0.04250	19.26	<4.0	94.91	4.770
3/8/2017	Wednesday	16.48	<2.5	15.50	34.00	57.72	<10.000	0.06540	27.28	<4.0	108.6	6.360
3/14/2017	Tuesday	32.03	<2.5	<10.000	34.00	42.53	<10.000	0.03410	<10.000	<4.0	80.04	5.720
3/15/2017	Wednesday	18.94	<2.5	12.76	16.00	36.85	10.66	0.04640	22.34	<4.0	102.9	11.70
3/21/2017	Tuesday	16.02	<2.5	<10.000	34.00	44.42	<10.000	0.05170	17.56	<4.0	83.77	5.400
3/22/2017	Wednesday	15.80	<2.5	17.70	42.00	56.87	<10.000	0.04520	45.59	<4.0	82.34	6.000
3/28/2017	Tuesday	22.23	<2.5	13.32	30.00	76.03	<10.000	0.03350	25.34	<4.0	94.19	7.140
3/29/2017	Wednesday	25.27	<2.5	49.85	35.00	80.12	<10.000	0.03380	78.36	<4.0	89.00	9.590
4/4/2017	Tuesday	45.66	<2.5	19.90	31.00	46.92	<10.000	0.02660	47.71	<4.0	66.05	4.960
4/5/2017	Wednesday	24.61	<2.5	<10.000	14.00	33.63	<10.000	0.02110	14.91	<4.0	68.56	6.210
4/11/2017	Tuesday	21.96	<2.5	<10.000	28.00	76.28	<10.000	0.03850	44.07	<4.0	80.34	6.090
4/12/2017	Wednesday	21.67	<2.5	<10.000	25.00	87.21	<10.000	0.02800	61.01	<4.0	80.46	4.700
4/18/2017	Tuesday	18.13	<2.5	<10.000	41.00	58.10	<10.000	0.1050	15.65	<4.0	94.11	
4/19/2017	Wednesday	19.12	<2.5	19.40	35.00	78.42	<10.000	0.05950	76.21	<4.0	96.67	5.190
4/20/2017	Thursday	21.10										6.290
4/25/2017	Tuesday	38.13	<2.5	11.82	22.00	57.00	<10.000	0.1050	47.98	<4.0	93.86	4.620
4/26/2017	Wednesday	53.92	<2.5	26.13	10.00	51.74	<10.000	0.03140	65.43	<4.0	73.60	<4.00
5/2/2017	Tuesday	32.05	<2.5	<10.000	14.00	67.45	11.83	0.06200	39.86	<4.0	116.9	4.620

Bucklin Point Influent Metals Cd - CN 2017
all analyses in ppb

Date	Day of the Week	Influent Flow	Cd (ppb)	TTL Cr (ppb)	Hex Cr (ppb)	Cu (ppb)	Pb (ppb)	Hg (ppb)	Ni (ppb)	Ag (ppb)	Zn (ppb)	CN (ppb)
5/3/2017	Wednesday	20.83	<2.5	<10.000	16.00	39.34	<10.000	0.03550	14.47	<4.0	81.2	4.560
5/9/2017	Tuesday	25.32	<2.5	<10.000	15.00	42.66	<10.000	0.01880	<10.000	<4.0	83.8	5.920
5/10/2017	Wednesday	23.60	<2.5	<10.000	27.00	42.18	<10.000	0.03260	<10.000	<4.0	84.6	4.020
5/16/2017	Tuesday	24.61	<2.5	<10.000	14.00	39.79	<10.000	0.03420	<10.000	<4.0	76.28	<4.00
5/17/2017	Wednesday	24.41	<2.5	<10.000	17.00	79.89	<10.000	0.03550	67.72	<4.0	72.65	5.160
5/23/2017	Tuesday	20.97	<2.5	<10.000	17.00	66.41	<10.000	0.03930	16.37	<4.0	105.5	5.170
5/24/2017	Wednesday	20.28	<2.5	<10.000	28.00	61.71	<10.000	0.04250	11.80	<4.0	103.2	6.000
5/30/2017	Tuesday	20.20	<2.5	<10.000	30.00	33.9	<10.000	0.03440	<10.000	<4.0	86.2	4.590
5/31/2017	Wednesday	20.15	<2.5	<10.000	26.00	50.5	<10.000	0.04090	22.88	<4.0	85.7	4.450
6/6/2017	Tuesday	50.75	<2.5	<10.000	17.00	29.04	<10.000	0.03130	<10.000	<4.0	68.67	4.130
6/7/2017	Wednesday	22.74	<2.5	<10.000	14.00	21.93	<10.000	0.03080	<10.000	<4.0	47.09	4.120
6/13/2017	Tuesday	17.46	<2.5	<10.000	23.00	28.99	<10.000	0.02130	<10.000	<4.0	72.64	<4.00
6/14/2017	Wednesday	17.38	<2.5	<10.000	26.00	41.18	<10.000	0.03160	13.10	<4.0	84.97	<4.00
6/20/2017	Tuesday	26.44	<2.5	<10.000	30.00	47.53	<10.000	0.04310	<10.000	<4.0	87.8	<10.000
6/21/2017	Wednesday	19.59	<2.5	<10.000	29.00	51.80	<10.000	0.08750	<10.000	<4.0	77.8	<10.000
6/27/2017	Tuesday	18.37	<2.5	<10.000	26.00	34.37	<10.000	0.03070	<10.000	<4.0	68.64	5.620
6/28/2017	Wednesday	17.42	<2.5	<10.000	29.00	37.56	<10.000	0.05280	<10.000	<4.0	74.87	5.870
7/4/2017	Tuesday	14.63	<2.5	<10.000	20.00	46.41	<10.000	0.02780	<10.000	<4.0	79.6	5.400
7/5/2017	Wednesday	15.36	<2.5	<10.000	24.00	34.33	<10.000	0.02750	<10.000	<4.0	57.4	4.580
7/11/2017	Tuesday	33.41	<2.5	<10.000	30.00	60.09	17.10	0.04050	13.51	<4.0	124.7	7.130
7/12/2017	Wednesday	36.20	<2.5	<10.000	32.00	54.43	<10.000	0.04510	<10.000	<4.0	115.8	7.790
7/18/2017	Tuesday	21.10	<2.5	<10.000	63.00	52.80	<10.000	0.06490	<10.000	<4.0	112.1	7.390
7/19/2017	Wednesday	17.87	<2.5	<10.000	180.000	62.18	<10.000	0.03730	11.80	<4.0	133.0	6.830
7/23/2017	Sunday	15.43	<2.5	<10.000		34.93	<10.000		<10.000	<4.0	82.27	
7/24/2017	Monday	29.56	<2.5	<10.000		39.63	<10.000		<10.000	<4.0	105.2	
7/25/2017	Tuesday	17.67	<2.5	<10.000	29.00	40.96	<10.000	0.02720	<10.000	<4.0	94.54	6.760
7/26/2017	Wednesday	15.94	<2.5	<10.000	31.00	56.36	<10.000	0.05080	<10.000	<4.0	108.2	5.950
7/27/2017	Thursday	16.69	<2.5	<10.000		55.29	<10.000		12.60	<4.0	133.2	
7/28/2017	Friday	15.84	<2.5	<10.000		52.11	<10.000		<10.000	<4.0	123.5	
7/29/2017	Saturday	16.17	<2.5	<10.000		50.45	<10.000		13.98	<4.0	123.9	
7/30/2017	Sunday	14.66	<2.5	<10.000		37.54	<10.000		<10.000	<4.0	96.25	
7/31/2017	Monday	15.03	<2.5	<10.000		31.78	<10.000		<10.000	<4.0	91.25	
8/1/2017	Tuesday	14.99	<2.5	<10.000	48.00	58.31	<10.000	0.04530	<10.000	<4.0	139.9	5.620
8/2/2017	Wednesday	15.93	<2.5	27.87	40.00	50.11	<10.000	0.05710	37.84	<4.0	128.5	6.260
8/8/2017	Tuesday	15.30	<2.5	<10.000	47.00	50.69	<10.000	0.05600	15.36	<4.0	125.2	5.370
8/9/2017	Wednesday	14.24	<2.5	23.82	37.00	51.60	<10.000	0.06090	32.05	<4.0	118.1	5.180
8/15/2017	Tuesday	14.66	<2.5	<10.000	44.00	42.58	<10.000	0.04950	<10.000	<4.0	107.2	6.370

Bucklin Point Influent Metals Cd - CN 2017
all analyses in ppb

Date	Day of the Week	Influent Flow	Cd (ppb)	TTL Cr (ppb)	Hex Cr (ppb)	Cu (ppb)	Pb (ppb)	Hg (ppb)	Ni (ppb)	Ag (ppb)	Zn (ppb)	CN (ppb)
8/16/2017	Wednesday	13.56	<2.5	<10.000	44.00	58.42	<10.000	0.04820	10.41	<4.0	131.5	6.980
8/22/2017	Tuesday	13.98	<2.5	<10.000	61.00	56.81	<10.000	0.05230	<10.000	<4.0	146.8	6.880
8/23/2017	Wednesday	13.43	<2.5	<10.000	49.00	55.69	<10.000	0.06480	11.32	<4.0	146.4	5.290
8/29/2017	Tuesday	13.71	<2.5	<10.000	45.00	78.24	<10.000	0.08150	17.51	<4.0	156.3	5.47
8/30/2017	Wednesday	16.50	<2.5	20.47	48.00	75.58	<10.000	0.06440	40.31	<4.0	164.8	5.37
9/5/2017	Tuesday	13.16	<2.5	<10.000	67.00	42.09	<10.000	0.03390	<10.000	<4.0	114.0	5.15
9/6/2017	Wednesday	16.11	<2.5	<10.000	54.00	65.22	12.08	0.1120	12.82	<4.0	153.4	4.27
9/12/2017	Tuesday	12.48	<2.5	<10.000	40.00	60.40	<10.000	0.05100	<10.000	<4.0	106.5	
9/13/2017	Wednesday	12.45	<2.5	11.74	50.00	69.03	<10.000	0.05050	31.95	<4.0	101.5	4.600
9/14/2017	Thursday	12.95										6.460
9/19/2017	Tuesday	14.20	<2.5	<10.000	50.00	77.26	<10.000	0.05560	<10.000	<4.0	125.7	4.980
9/20/2017	Wednesday	24.79	<2.5	<10.000	28.00	58.85	<10.000	0.05890	10.10	<4.0	131.3	5.280
9/26/2017	Tuesday	12.81	<2.5	<10.000	45.00	49.19	<10.000	0.04490	<10.000	<4.0	92.06	5.580
9/27/2017	Wednesday	12.93	<2.5	<10.000	54.00	52.56	<10.000	0.09020	11.78	<4.0	91.70	5.280
10/3/2017	Tuesday	13.18	<2.5	<10.000	36.00	74.98	<10.000	0.03360	13.84	<4.0	125.9	5.770
10/4/2017	Wednesday	12.75	<2.5	<10.000	47.00	55.40	<10.000	0.04450	14.57	4.525	100.2	6.680
10/10/2017	Tuesday	12.79	<2.5	<10.000	66.00	46.27	<10.000	0.03800	<10.000	<4.0	98.78	5.260
10/11/2017	Wednesday	13.16	<2.5	<10.000	48.00	46.52	<10.000	0.06790	10.69	<4.0	93.44	5.330
10/17/2017	Tuesday	12.09	<2.5	<10.000	37.00	65.60	<10.000	0.04460	32.56	<4.0	124.4	5.610
10/18/2017	Wednesday	12.19	<2.5	<10.000	44.00	65.35	<10.000	0.05330	23.69	<4.0	135.0	6.110
10/24/2017	Tuesday	19.10	<2.5	<10.000	33.00	73.04	25.29	0.03290	26.88	<4.0	156.0	4.860
10/25/2017	Wednesday	31.46	<2.5	19.13	31.00	71.92	15.74	0.07690	39.80	<4.0	118.4	4.560
10/31/2017	Tuesday	16.29	<2.5	<10.000	24.00	38.34	<10.000	0.02540	<10.000	<4.0	67.65	5.680
11/1/2017	Wednesday	16.36	<2.5	<10.000	25.00	66.39	<10.000	0.04340	11.27	<4.0	87.08	4.910
11/7/2017	Tuesday	15.17	<2.5	<10.000	33.00	59.33	<10.000	0.03930	<10.000	<4.0	95.03	5.470
11/8/2017	Wednesday	15.20	<2.5	<10.000	34.00	55.56	<10.000	0.03470	<10.000	<4.0	106.2	4.490
11/14/2017	Tuesday	14.29	<2.5	<10.000	30.00	61.67	<10.000	0.05350	18.42	<4.0	118.4	<4.00
11/15/2017	Wednesday	13.58	<2.5	<10.000	40.00	68.84	<10.000	0.04140	14.14	<4.0	117.0	5.790
11/21/2017	Tuesday	14.00	<2.5	<10.000	36.00	61.14	<10.000	0.03440	<10.000	<4.0	93.31	6.150
11/22/2017	Wednesday	41.09	<2.5	<10.000	32.00	59.82	<10.000	0.05590	14.17	<4.0	114.0	4.510
11/28/2017	Tuesday	14.09	<2.5	<10.000	43.00	52.17	<10.000	0.02430	<10.000	<4.0	65.29	36.20
11/29/2017	Wednesday	14.21	<2.5	<10.000	41.00	50.13	<10.000	0.04490	<10.000	<4.0	85.93	6.400
12/5/2017	Tuesday	18.76	0.143	6.577	42.00	46.947	3.223	0.01750	17.719	3.441	93.770	6.370
12/6/2017	Wednesday	27.88	0.188	15.162		52.005	9.428		25.636	2.403	115.350	5.280
12/12/2017	Tuesday	19.03	0.192	4.384		64.581	4.065		10.494	2.317	110.489	7.460
12/13/2017	Wednesday	14.27	0.166	4.175		35.379	6.419		8.303	1.319	96.456	8.330
12/19/2017	Tuesday	14.67	0.248	4.336		57.006	5.021		6.556	2.343	107.280	5.820

Bucklin Point Influent Metals Cd - CN 2017
all analyses in ppb

Date	Day of the Week	Influent Flow	Cd (ppb)	TTL Cr (ppb)	Hex Cr (ppb)	Cu (ppb)	Pb (ppb)	Hg (ppb)	Ni (ppb)	Ag (ppb)	Zn (ppb)	CN (ppb)
12/20/2017	Wednesday	14.19	0.176	4.694		49.238	5.078		18.498	1.916	105.028	4.560
12/26/2017	Tuesday	14.58	0.144	1.069		24.256	2.594		2.744	0.222	69.240	8.530
12/27/2017	Wednesday	14.23	0.149	2.355		43.449	2.923		7.534	1.361	98.314	8.860

Bucklin Point Monthly Average, Minimum, and Maximum Influent Data 2017
all analyses in ppb

Date		Flow (MGD)	Cd	TTL Cr	Hex Cr	Cu	Pb	Hg (ppt)	Ni	Ag	Zn	CN
January	Average	19.67	2.50	25.81	32.67	49.38	10.78	29.89	22.30	4.00	97.03	7.22
	Minimum	14.25	2.50	10.00	18.00	31.12	10.00	13.50	10.00	4.00	65.25	4.66
	Maximum	51.93	2.50	105.20	45.00	73.37	14.33	43.00	63.24	4.00	134.60	14.80
February	Average	17.29	2.50	14.71	33.25	49.95	10.00	31.19	22.84	4.00	102.15	7.30
	Minimum	15.25	2.50	10.00	26.00	32.61	10.00	20.50	10.00	4.00	72.65	4.53
	Maximum	21.76	2.50	47.65	41.00	70.23	10.00	54.00	92.42	4.00	135.40	9.38
March	Average	17.88	2.50	24.21	32.44	61.31	10.07	42.17	45.48	4.00	91.62	6.82
	Minimum	14.51	2.50	10.00	16.00	36.85	10.00	26.90	10.00	4.00	80.04	4.74
	Maximum	32.03	2.50	78.75	42.00	85.68	10.66	65.40	163.60	4.00	108.60	11.70
April	Average	26.54	2.50	14.66	25.75	61.16	10.00	51.89	46.62	4.00	81.71	5.26
	Minimum	18.13	2.50	10.00	10.00	33.63	10.00	21.10	14.91	4.00	66.05	4.00
	Maximum	64.09	2.50	26.13	41.00	87.21	10.00	105.00	76.21	4.00	96.67	6.29
May	Average	26.17	2.50	10.00	20.40	52.38	10.18	37.57	21.31	4.00	89.60	4.85
	Minimum	19.69	2.50	10.00	14.00	33.90	10.00	18.80	10.00	4.00	72.65	4.00
	Maximum	58.49	2.50	10.00	30.00	79.89	11.83	62.00	67.72	4.00	116.90	6.00
June	Average	22.17	2.50	10.00	24.25	36.55	10.00	41.14	10.39	4.00	72.81	5.97
	Minimum	17.38	2.50	10.00	14.00	21.93	10.00	21.30	10.00	4.00	47.09	4.00
	Maximum	50.75	2.50	10.00	30.00	51.80	10.00	87.50	13.10	4.00	87.80	10.00
July	Average	18.99	2.50	10.00	51.13	47.29	10.47	40.14	10.79	4.00	105.39	6.48
	Minimum	14.63	2.50	10.00	20.00	31.78	10.00	27.20	10.00	4.00	57.40	4.58
	Maximum	36.20	2.50	10.00	180.00	62.18	17.10	64.90	13.98	4.00	133.20	7.79
August	Average	14.34	2.50	14.22	46.30	57.80	10.00	58.00	19.48	4.00	136.47	5.88
	Minimum	12.72	2.50	10.00	37.00	42.58	10.00	45.30	10.00	4.00	107.20	5.18
	Maximum	20.83	2.50	27.87	61.00	78.24	10.00	81.50	40.31	4.00	164.80	6.98
September	Average	14.17	2.50	10.22	48.50	59.33	10.26	62.13	13.33	4.00	114.52	5.20
	Minimum	11.87	2.50	10.00	28.00	42.09	10.00	33.90	10.00	4.00	91.70	4.27
	Maximum	24.79	2.50	11.74	67.00	77.26	12.08	112.00	31.95	4.00	153.40	6.46
October	Average	15.76	2.50	11.01	40.67	59.71	12.34	46.34	20.23	4.06	113.31	5.54
	Minimum	11.52	2.50	10.00	24.00	38.34	10.00	25.40	10.00	4.00	67.65	4.56
	Maximum	42.68	2.50	19.13	66.00	74.98	25.29	76.90	39.80	4.53	156.00	6.68
November	Average	15.98	2.50	10.00	34.89	59.45	10.00	41.31	12.00	4.00	98.03	8.66
	Minimum	13.43	2.50	10.00	25.00	50.13	10.00	24.30	10.00	4.00	65.29	4.00
	Maximum	41.09	2.50	10.00	43.00	68.84	10.00	55.90	18.42	4.00	118.40	36.20
December	Average	15.92	0.18	5.34	42.00	46.61	4.84	17.50	12.19	1.92	99.49	6.90
	Minimum	13.51	0.14	1.07	42.00	24.26	2.59	17.50	2.74	0.22	69.24	4.56
	Maximum	28.96	0.25	15.16	42.00	64.58	9.43	17.50	25.64	3.44	115.35	8.86

Bucklin Point Influent Loading Summary 2017

Bucklin Point monthly mean influent loading summary (lbs/month)

Monthly total loads calculated as: Monthly Total Influent Flow (MG) * Average Daily Concentration (ppb) * Conversion Factor (0.00834).

Month	Total Monthly Inf Flow (MG)	Cd	Total Cr	Hex Cr	Cu	Pb	Hg	Ni	Ag	Zn	Total Cyanide	Total Metals*
January	609.76	12.71	131.24	166.12	251.09	54.83	0.1520	113.38	20.34	493.44	36.70	1,077.19
February	484.10	10.09	59.37	134.24	201.65	40.37	0.1259	92.20	16.15	412.41	29.47	832.38
March	554.27	11.56	111.91	149.98	283.39	46.57	0.1949	210.24	18.49	423.54	31.55	1,105.89
April	796.27	16.60	97.33	171.00	406.17	66.41	0.3446	309.61	26.56	542.60	34.91	1,465.63
May	811.27	16.91	67.66	138.03	354.42	68.90	0.2542	144.18	27.06	606.25	32.81	1,285.65
June	665.15	13.87	55.47	134.52	202.76	55.47	0.2282	57.62	22.19	403.90	33.10	811.51
July	588.81	12.28	49.11	251.06	232.21	51.43	0.1971	53.00	19.64	517.56	31.82	935.42
August	444.43	9.27	52.69	171.61	214.25	37.07	0.2150	72.20	14.83	505.83	21.79	906.35
September	425.07	8.86	36.22	171.94	210.31	36.37	0.2202	47.26	14.18	405.98	18.43	759.41
October	488.57	10.19	44.88	165.70	243.31	50.27	0.1888	82.41	16.54	461.69	22.57	909.48
November	479.40	10.00	39.98	139.49	237.69	39.98	0.1652	47.98	15.99	391.93	34.62	783.72
December	493.60	0.72	22.00	172.90	191.87	19.94	0.0720	50.16	7.88	409.57	28.41	702.22
Total (lbs/year)		133.06	767.87	1,966.60	3,029.12	567.61	2.3582	1,280.26	219.86	5,574.71	356.19	

*Total Metals = Sum of Monthly Metals Loads (Cd, Cr, Cu, Pb, Hg, Ni, Ag, Zn)

Bucklin Point monthly mean influent loading summary (lbs/day)

Average of daily loads – Each Daily load is calculated as: Daily Influent Flow (MG) * Daily Concentration (ppb) * Conversion Factor (0.00834); the average of those loads is reported here.

Month	Mean Inf Flow (MGD)	Cd	Total Cr	Hex Cr	Cu	Pb	Hg	Ni	Ag	Zn	Total Cyanide	Total Metals*
January	19.67	0.55	5.14	6.92	10.76	2.37	0.0064	4.86	0.88	21.57	1.66	46.14
February	17.29	0.36	2.13	4.79	7.24	1.44	0.0045	3.33	0.58	14.68	1.05	29.75
March	17.88	0.42	4.12	5.46	10.31	1.70	0.0069	7.51	0.67	15.31	1.17	40.05
April	26.54	0.63	4.17	5.95	14.65	2.54	0.0124	12.44	1.01	20.13	1.29	55.59
May	26.17	0.48	1.94	3.85	10.29	1.99	0.0074	4.35	0.78	17.50	0.94	37.32
June	22.17	0.50	1.98	4.56	7.04	1.98	0.0079	2.04	0.79	14.29	1.16	28.63
July	18.99	0.41	1.64	8.73	7.97	1.78	0.0074	1.79	0.66	17.73	1.21	31.98
August	14.34	0.31	1.77	5.64	7.06	1.22	0.0071	2.44	0.49	16.66	0.72	29.95
September	14.17	0.31	1.26	5.79	7.38	1.27	0.0078	1.60	0.50	14.56	0.65	26.90
October	15.76	0.33	1.59	5.12	8.13	1.76	0.0065	3.01	0.54	15.18	0.71	30.55
November	15.98	0.37	1.46	5.01	8.72	1.46	0.0064	1.81	0.59	14.73	1.15	29.14
December	15.92	0.03	0.91	6.57	6.85	0.75	0.0027	1.95	0.29	14.52	0.97	25.29

*Total Metals = Sum of Monthly Average Metals Loads (Cd, Cr, Cu, Pb, Hg, Ni, Ag, Zn)

Bucklin Point Influent Loading Summary 2017

Bucklin Point monthly mean influent concentration (ppb)

Month	Mean Inf Flow (MGD)	Cd	Total Cr	Hex Cr	Cu	Pb	Hg	Ni	Ag	Zn	Total Cyanide	Total Metals*
January	19.67	2.50	25.81	32.67	49.38	10.78	0.0299	22.30	4.00	97.03	7.22	211.82
February	17.29	2.50	14.71	33.25	49.95	10.00	0.0312	22.84	4.00	102.15	7.30	206.17
March	17.88	2.50	24.21	32.44	61.31	10.07	0.0422	45.48	4.00	91.62	6.82	239.24
April	26.54	2.50	14.66	25.75	61.16	10.00	0.0519	46.62	4.00	81.71	5.26	220.70
May	26.17	2.50	10.00	20.40	52.38	10.18	0.0376	21.31	4.00	89.60	4.85	190.02
June	22.17	2.50	10.00	24.25	36.55	10.00	0.0411	10.39	4.00	72.81	5.97	146.29
July	18.99	2.50	10.00	51.13	47.29	10.47	0.0401	10.79	4.00	105.39	6.48	190.49
August	14.34	2.50	14.22	46.30	57.80	10.00	0.0580	19.48	4.00	136.47	5.88	244.53
September	14.17	2.50	10.22	48.50	59.33	10.26	0.0621	13.33	4.00	114.52	5.20	214.22
October	15.76	2.50	11.01	40.67	59.71	12.34	0.0463	20.23	4.06	113.31	5.54	223.20
November	15.98	2.50	10.00	34.89	59.45	10.00	0.0413	12.00	4.00	98.03	8.66	196.02
December	15.92	0.18	5.34	42.00	46.61	4.84	0.0175	12.19	1.92	99.49	6.90	170.58

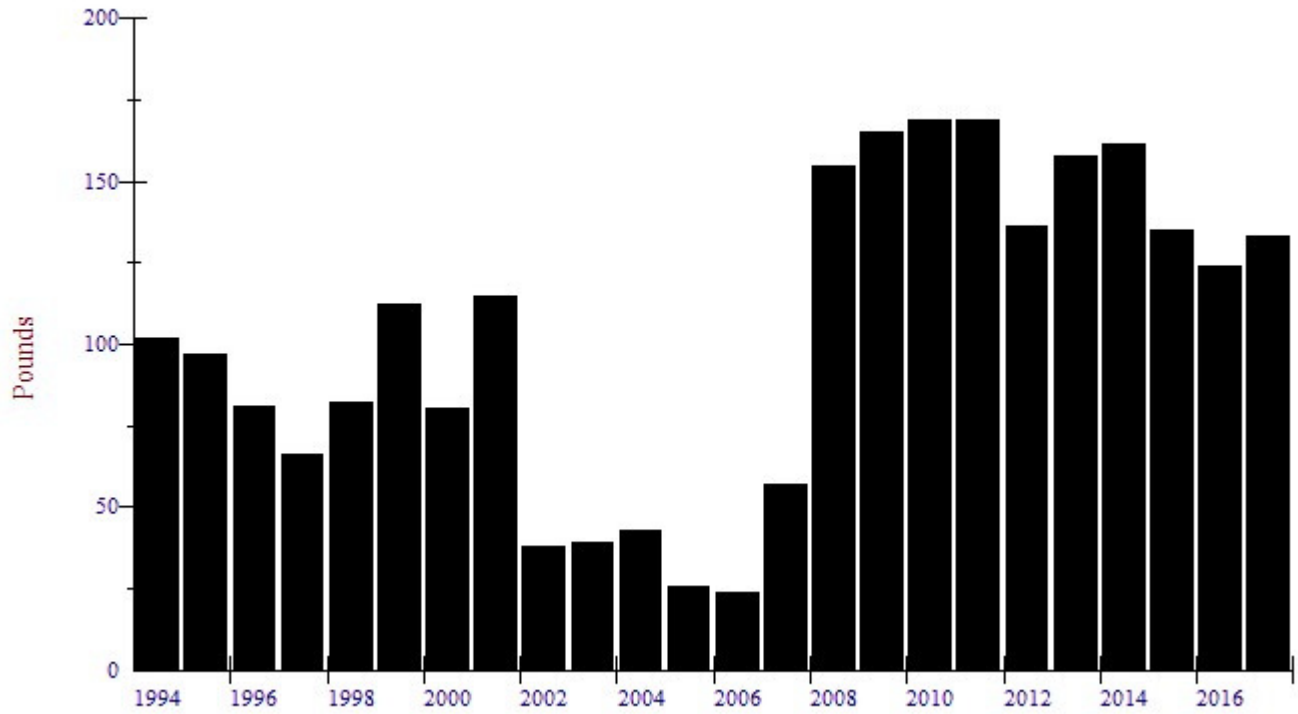
*Total Metals = Sum of Monthly Average Metals Concentrations (Cd, Cr, Cu, Pb, Hg, Ni, Ag, Zn)

Bucklin Point Influent Loading Data

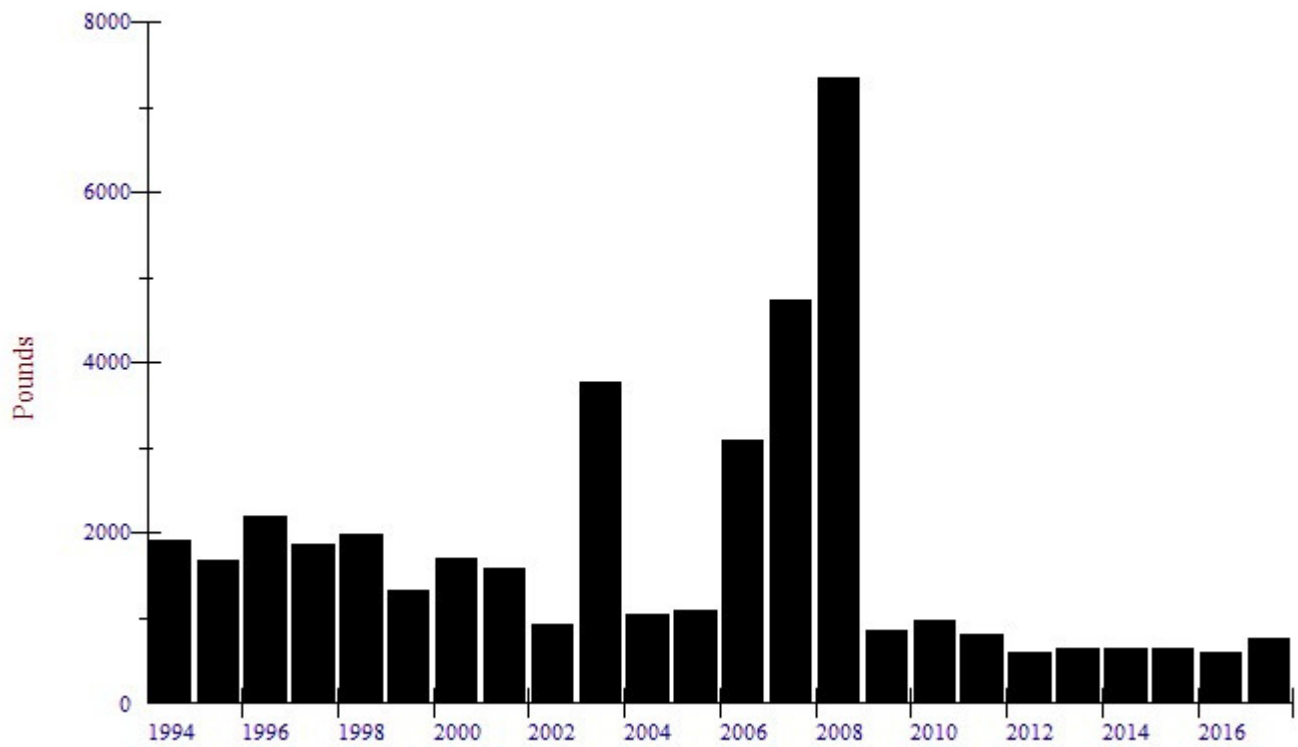
Influent loading (lbs/year)

Year	Cadmium	Chromium	Copper	Lead	Mercury	Nickel	Silver	Zinc
1994	102	1,915	16,107	3,278	34.0	4,305	902	16,738
1995	97	1,670	11,525	2,223	25.0	3,679	519	12,339
1996	81	2,189	10,244	1,884	8.0	3,386	704	11,642
1997	66	1,876	7,844	1,781	6.0	3,530	763	9,709
1998	82	1,987	8,278	1,246	9.0	3,823	777	11,064
1999	112	1,334	9,814	1,585	5.8	3,991	985	12,655
2000	80	1,696	9,418	1,952	7.0	5,511	1,030	14,641
2001	115	1,583	7,349	1,079	12.0	4,207	623	10,887
2002	38	918	6,141	870	6.1	2,845	603	9,715
2003	39	3,762	5,638	873	6.5	3,396	371	10,337
2004	43	1,045	5,269	661	5.4	3,692	326	10,117
2005	26	1,099	4,734	707	5.6	2,685	223	8,768
2006	24	3,082	4,976	767	4.5	2,686	250	8,771
2007	57	4,743	5,469	581	5.2	2,565	208	8,616
2008	155	7,338	5,021	713	3.6	2,923	270	8,248
2009	165	866	3,992	714	4.1	1,346	266	7,532
2010	169	985	3,714	711	5.3	948	272	7,041
2011	169	819	3,409	742	3.9	888	270	6,396
2012	136	602	3,096	552	2.6	760	218	5,357
2013	158	636	3,768	636	3.0	1,000	253	6,367
2014	162	654	4,614	657	3.3	993	259	7,176
2015	135	645	4,097	561	2.6	987	217	6,757
2016	124	607	3,252	509	2.4	955	206	5,784
2017	133	768	3,029	568	2.4	1,280	220	5,575

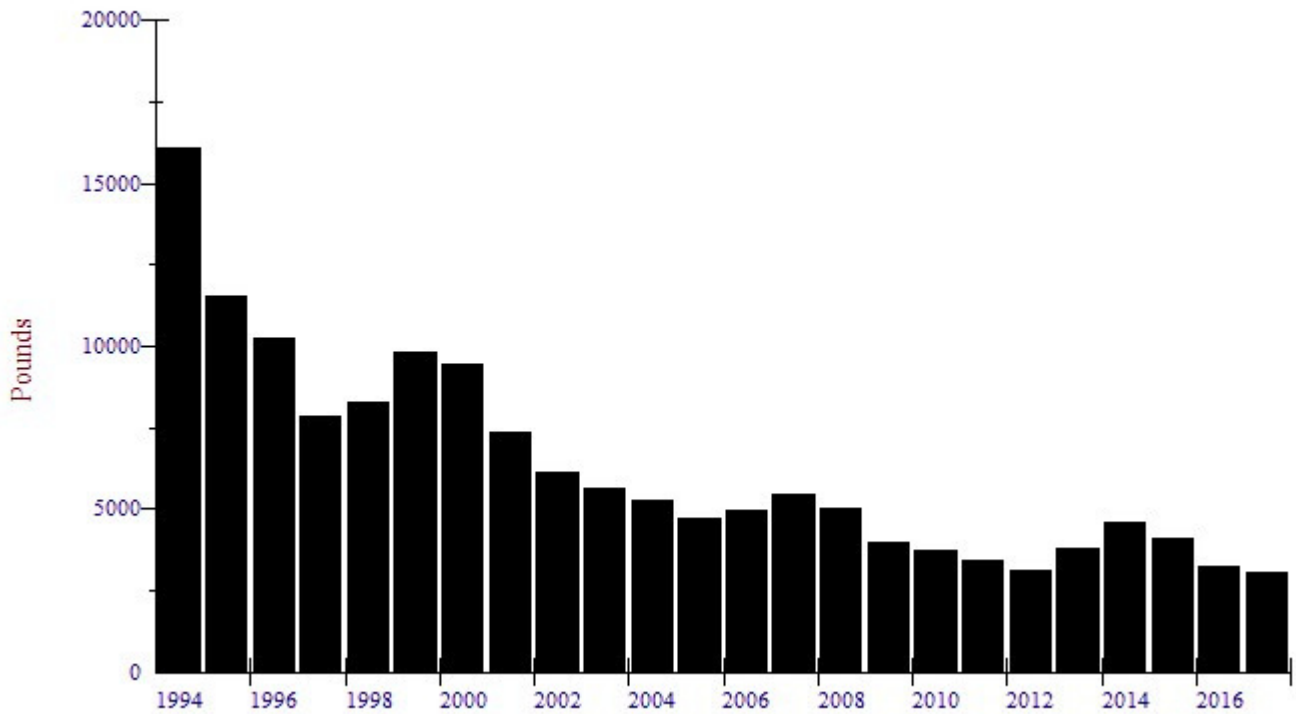
Bucklin Point Influent Cadmium Loading



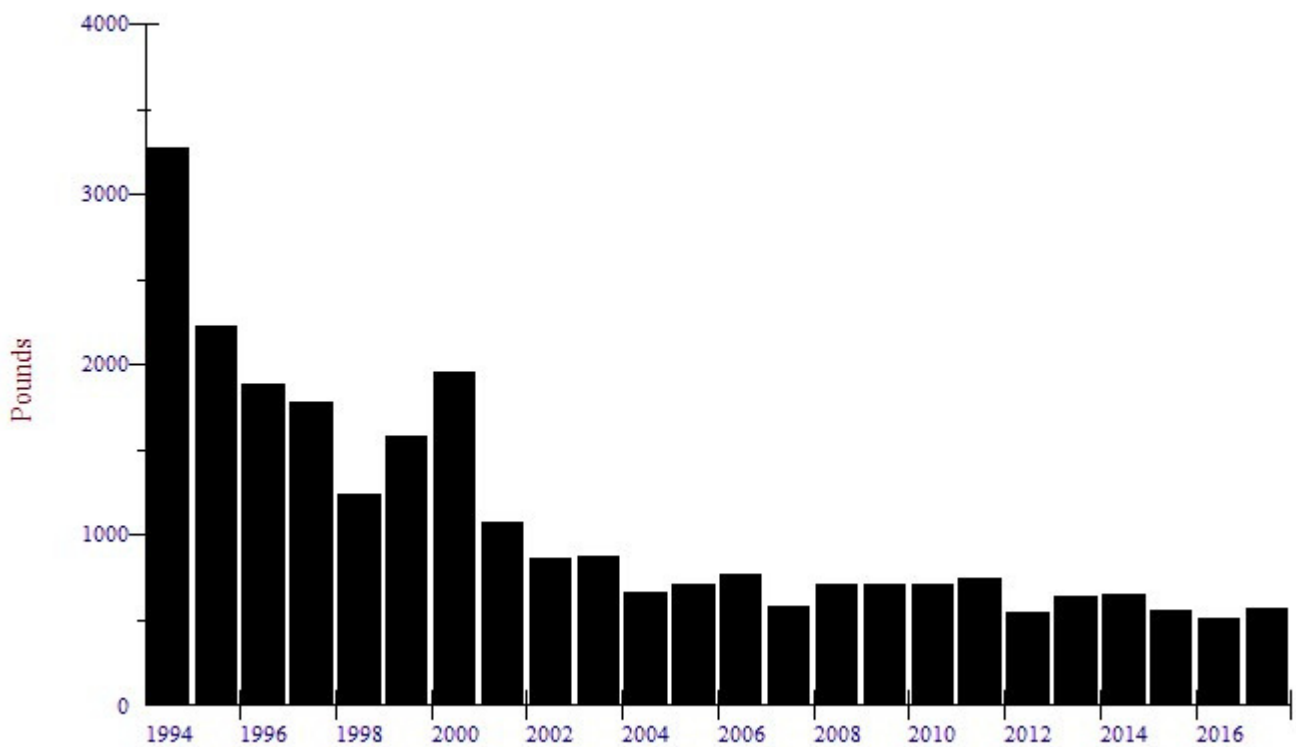
Bucklin Point Influent Chromium Loading



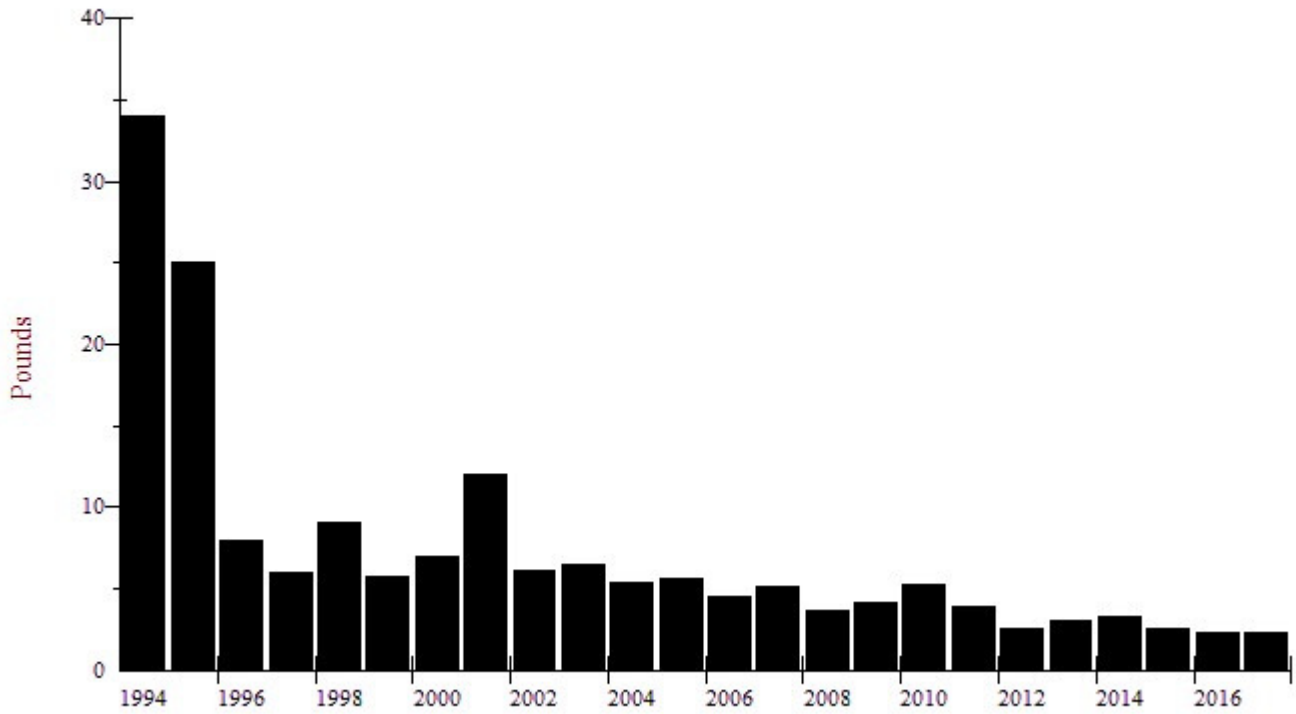
Bucklin Point Influent Copper Loading



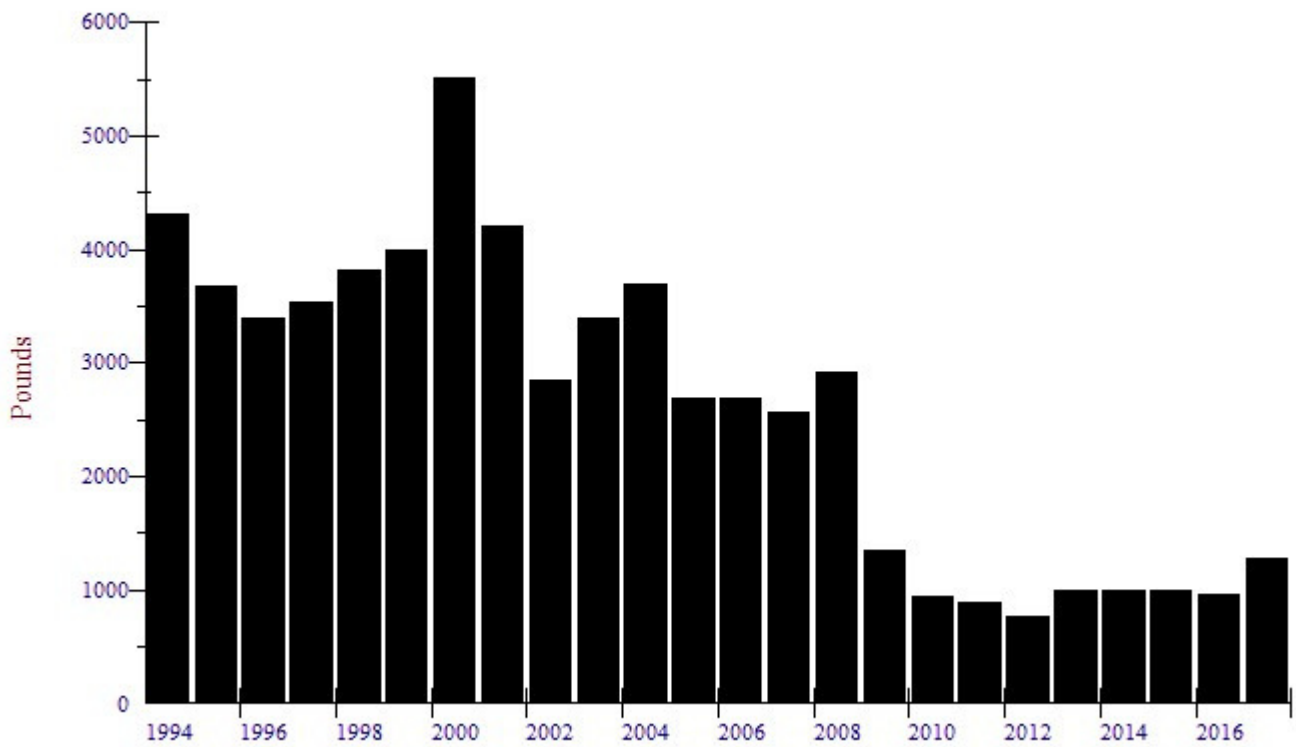
Bucklin Point Influent Lead Loading



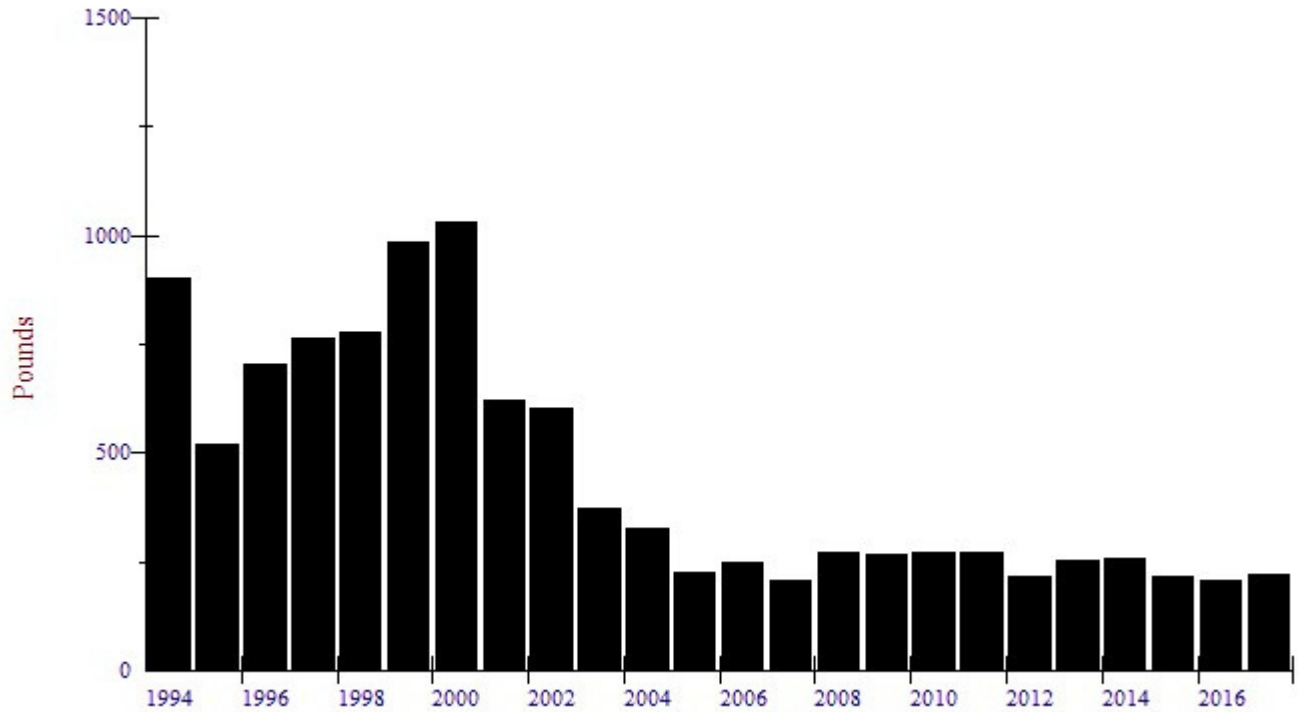
Bucklin Point Influent Mercury Loading



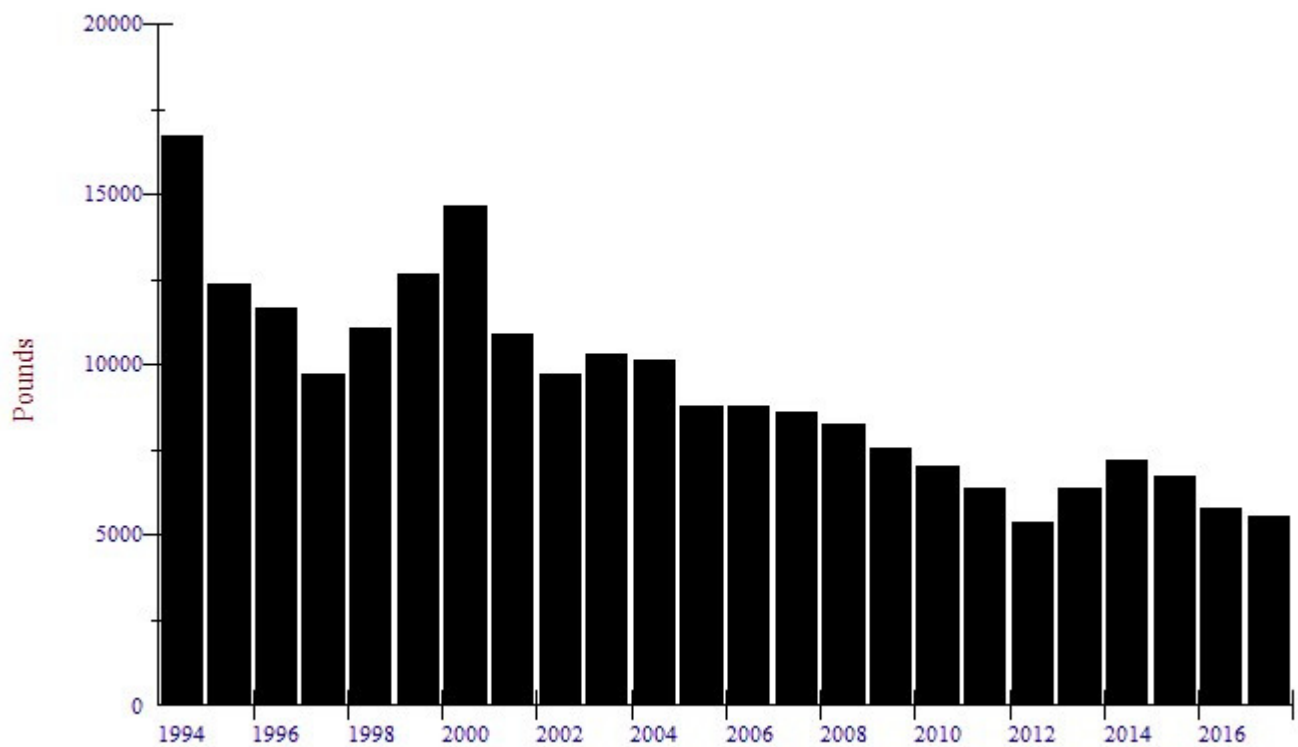
Bucklin Point Influent Nickel Loading



Bucklin Point Influent Silver Loading



Bucklin Point Influent Zinc Loading



EFFLUENT LOADING DATA

BUCKLIN POINT

Bucklin Point Effluent Metals Al - Sn 2017
all analyses in ppb

Date	Day of the Week	Effluent Flow	Al (ppb)	Fe (ppb)	Se (ppb)	As (ppb)	Mo (ppb)	Sn (ppb)
1/3/2017	Tuesday	28.88	20.534	110.967				<5.00
1/4/2017	Wednesday	16.73	16.417	75.372				<5.00
1/10/2017	Tuesday	19.17	26.072	168.469	<1.000	0.902	1.999	<5.00
1/11/2017	Wednesday	27.36	24.481	111.571				<5.00
1/17/2017	Tuesday	20.01	17.169	118.858				<5.00
1/18/2017	Wednesday	19.03	19.417	91.332				<5.00
1/24/2017	Tuesday	34.38	25.187	113.421				<5.00
1/25/2017	Wednesday	24.37	16.774	78.852				<5.00
1/31/2017	Tuesday	17.56	14.415	80.758				<5.00
2/1/2017	Wednesday	18.44	18.311	93.928				<5.00
2/7/2017	Tuesday	17.68	18.872	111.791	<1.000	0.763	1.847	<5.00
2/8/2017	Wednesday	15.84	18.335	89.464				<5.00
2/14/2017	Tuesday	15.59	16.492	96.400				<5.00
2/15/2017	Wednesday	18.22	18.264	108.370				<5.00
2/21/2017	Tuesday	17.12	12.295	82.955				<5.00
2/22/2017	Wednesday	17.92	13.866	89.352				<5.00
2/28/2017	Tuesday	17.53	13.962	86.929				<5.00
3/1/2017	Wednesday	18.63	15.226	92.112				<5.00
3/7/2017	Tuesday	16.61	16.990	89.842	<1.000	0.884	1.184	<5.00
3/8/2017	Wednesday	16.48	13.147	88.498				<5.00
3/14/2017	Tuesday	25.30	25.891	161.684				<5.00
3/15/2017	Wednesday	18.94	17.629	89.882				<5.00
3/21/2017	Tuesday	16.02	19.248	117.230				<5.00
3/22/2017	Wednesday	15.80	21.590	104.889				<5.00
3/28/2017	Tuesday	22.23	23.935	126.605				<5.00
3/29/2017	Wednesday	21.79	16.392	81.721				<5.00
4/4/2017	Tuesday	34.34	109.672	458.659	<1.000	0.879	1.500	<5.00
4/5/2017	Wednesday	24.61	18.785	146.292				<5.00
4/11/2017	Tuesday	21.96	13.519	98.169				<5.00
4/12/2017	Wednesday	21.67	17.027	107.282				<5.00
4/18/2017	Tuesday	18.13	13.156	64.698				<5.00
4/19/2017	Wednesday	19.12	30.138	84.521				<5.00
4/25/2017	Tuesday	29.88	26.394	183.615				<5.00
4/26/2017	Wednesday	35.08	14.629	90.250				<5.00
5/2/2017	Tuesday	29.03	29.385	225.806				<5.00
5/3/2017	Wednesday	20.83	37.740	274.784				<5.00
5/9/2017	Tuesday	25.32	20.812	112.690	<1.000	0.694	1.466	<5.00
5/10/2017	Wednesday	23.60	18.328	122.489				<5.00
5/16/2017	Tuesday	24.61	16.384	182.546				<5.00
5/17/2017	Wednesday	24.41	15.576	145.017				<5.00

Bucklin Point Effluent Metals Al - Sn 2017
all analyses in ppb

Date	Day of the Week	Effluent Flow	Al (ppb)	Fe (ppb)	Se (ppb)	As (ppb)	Mo (ppb)	Sn (ppb)
5/23/2017	Tuesday	20.97	15.242	61.998				<5.00
5/24/2017	Wednesday	20.28	14.492	57.767				<5.00
5/30/2017	Tuesday	20.20	13.558	54.687				<5.00
5/31/2017	Wednesday	20.15	13.626	58.749				<5.00
6/6/2017	Tuesday	36.47	25.340	119.170	<1.000	0.789	1.522	<5.00
6/7/2017	Wednesday	22.74	22.410	119.656				<5.00
6/13/2017	Tuesday	17.46	14.863	69.457				<5.00
6/14/2017	Wednesday	17.38	12.609	60.671				<5.00
6/20/2017	Tuesday	26.44	17.020	119.716				<5.00
6/21/2017	Wednesday	19.59	14.747	76.359				<5.00
6/27/2017	Tuesday	18.37	18.331	62.052				<5.00
6/28/2017	Wednesday	17.42	20.400	67.437				<5.00
7/4/2017	Tuesday	14.63	28.404	87.134				<5.00
7/5/2017	Wednesday	15.36	39.800	119.850				<5.00
7/11/2017	Tuesday	22.71	94.163	364.386	<1.000	1.096	2.084	<5.00
7/12/2017	Wednesday	27.18	121.527	472.129				<5.00
7/18/2017	Tuesday	21.10	145.935	592.510				<5.00
7/19/2017	Wednesday	17.87	140.105	543.118				<5.00
7/25/2017	Tuesday	17.67	56.810	381.237				<5.00
7/26/2017	Wednesday	15.94	46.671	323.656				<5.00
8/1/2017	Tuesday	14.99	19.883	103.541				<5.00
8/2/2017	Wednesday	15.93	19.463	101.508				<5.00
8/8/2017	Tuesday	15.30	14.530	60.879	<1.000	0.905	1.953	<5.00
8/9/2017	Wednesday	14.24	14.705	60.860				<5.00
8/15/2017	Tuesday	14.66	11.461	50.195				<5.00
8/16/2017	Wednesday	13.56	12.972	56.601				<5.00
8/22/2017	Tuesday	13.98	15.140	73.056				<5.00
8/23/2017	Wednesday	13.43	13.465	61.490				<5.00
8/29/2017	Tuesday	13.71	15.718	71.623				<5.00
8/30/2017	Wednesday	16.50	22.404	67.002				<5.00
9/5/2017	Tuesday	13.16	9.938	46.578				<5.00
9/6/2017	Wednesday	16.11	13.384	64.143				<5.00
9/12/2017	Tuesday	12.48	11.229	57.827	<1.000	0.883	1.881	<5.00
9/13/2017	Wednesday	12.45	13.495	60.644				<5.00
9/19/2017	Tuesday	14.20	16.085	75.684				<5.00
9/20/2017	Wednesday	22.69	12.033	64.691				<5.00
9/26/2017	Tuesday	12.81	10.260	54.910				<5.00
9/27/2017	Wednesday	12.93	10.302	58.190				<5.00
10/3/2017	Tuesday	13.18	11.292	61.945	<1.000	0.918	3.325	<5.00
10/4/2017	Wednesday	12.75	12.726	71.757				<5.00

Bucklin Point Effluent Metals Al - Sn 2017
all analyses in ppb

Date	Day of the Week	Effluent Flow	Al (ppb)	Fe (ppb)	Se (ppb)	As (ppb)	Mo (ppb)	Sn (ppb)
10/10/2017	Tuesday	12.79	10.434	66.256				<5.00
10/11/2017	Wednesday	13.16	10.714	68.443				<5.00
10/17/2017	Tuesday	12.09	9.686	62.140				<5.00
10/18/2017	Wednesday	12.19	11.319	64.518				<5.00
10/24/2017	Tuesday	19.10	13.003	85.720				<5.00
10/25/2017	Wednesday	28.33	29.831	195.198				<5.00
10/31/2017	Tuesday	16.29	23.655	142.382				<5.00
11/1/2017	Wednesday	16.36	12.296	76.217				<5.00
11/7/2017	Tuesday	15.17	16.961	88.119	<1.000	0.806	3.605	<5.00
11/8/2017	Wednesday	15.20	14.198	77.703				<5.00
11/14/2017	Tuesday	14.29	20.366	101.850				11.86
11/15/2017	Wednesday	13.58	14.711	76.055				22.19
11/21/2017	Tuesday	14.00	16.127	89.870				<5.00
11/22/2017	Wednesday	29.03	24.915	151.648				<5.00
11/28/2017	Tuesday	14.09	15.996	88.446				<5.00
11/29/2017	Wednesday	14.21	15.469	109.567				<5.00
12/5/2017	Tuesday	18.76	21.524	108.979	<1.000	0.721	2.377	<5.00
12/6/2017	Wednesday	22.98	23.793		<1.000	0.711	2.540	
12/12/2017	Tuesday	19.03	21.286		<1.000	0.759	3.478	
12/13/2017	Wednesday	14.27	21.808		<1.000	0.721	2.847	
12/19/2017	Tuesday	14.67	14.387		<1.000	0.598	1.454	
12/20/2017	Wednesday	14.19	18.012		<1.000	0.610	1.433	
12/26/2017	Tuesday	14.58	16.672		<1.000	0.665	0.645	
12/27/2017	Wednesday	14.23	16.495		<1.000	0.669	0.990	

Field's Point Effluent Metals Cd - CN 2017
all analyses in ppb

Date	Day of the Week	Total Eff Flow	Cd (ppb)	Cr (ppb)	Cu (ppb)	Pb (ppb)	Hg (ppb)	Ni (ppb)	Ag (ppb)	Zn (ppb)	CN (ppb)
1/3/2017	Tuesday	58.97	0.024	1.304	3.203	0.600	0.004180	12.439	0.037	26.097	9.200
1/4/2017	Wednesday	50.74	<0.020	0.912	2.519	0.403	0.004080	16.168	0.024	26.569	5.650
1/10/2017	Tuesday	50.74	0.023	1.265	2.704	0.522	0.002250	14.025	0.032	29.269	11.20
1/11/2017	Wednesday	57.43	0.021	1.245	3.810	0.579	0.003020	12.697	0.045	34.210	10.30
1/17/2017	Tuesday	44.31	0.021	1.156	2.876	0.468	0.002440	17.638	0.046	26.350	6.96
1/18/2017	Wednesday	40.73	<0.020	1.055	2.651	0.416	<0.0020	17.769	0.038	26.370	7.32
1/24/2017	Tuesday	72.41	0.020	0.893	3.094	0.542	0.002860	10.587	0.038	27.765	7.330
1/25/2017	Wednesday	67.29	0.023	0.844	2.724	0.535	0.003690	12.399	0.040	26.139	9.910
1/31/2017	Tuesday	39.37	0.023	1.408	2.257	<0.300	<0.0020	16.055	0.034	26.692	7.890
2/1/2017	Wednesday	41.62	0.031	1.361	3.091	0.447	0.003960	15.568	0.037	30.037	4.990
2/7/2017	Tuesday	44.50	0.021	1.206	2.789	0.411	<0.0020	14.584	0.030	32.121	8.620
2/8/2017	Wednesday	38.09	0.022	1.225	3.010	0.352	0.002010	17.764	0.036	32.781	6.120
2/14/2017	Tuesday	37.97	0.032	1.246	3.247	0.426	0.003820	16.873	0.039	37.880	8.190
2/15/2017	Wednesday	44.24	0.030	0.981	3.489	0.402	0.004760	15.255	0.038	33.045	7.030
2/21/2017	Tuesday	41.79	0.029	2.076	3.367	0.371	0.002920	14.048	0.036	35.969	8.010
2/22/2017	Wednesday	42.79	0.034	1.416	3.896	0.429	0.004050	14.977	0.051	31.716	9.730
2/28/2017	Tuesday	39.81	0.026	1.158	2.455	0.308	<0.0020	13.504	0.026	31.956	5.380
3/1/2017	Wednesday	41.30	0.027	0.984	2.193	0.400	<0.0020	11.998	0.029	33.257	5.720
3/7/2017	Tuesday	36.91	0.024	1.504	2.301	<0.300	0.002410	12.240	0.034	29.473	5.730
3/8/2017	Wednesday	37.32	0.027	1.207	2.429	<0.300	0.002160	13.464	0.030	32.102	4.870
3/14/2017	Tuesday	56.04	0.028	0.842	2.469	0.361	0.003610	8.344	0.034	28.392	8.970
3/15/2017	Wednesday	63.36	0.029	1.397	2.545	0.405	0.002270	8.975	0.032	31.393	5.270
3/21/2017	Tuesday	38.61	0.025	1.787	2.426	0.308	0.003180	15.620	0.033	31.258	6.690
3/22/2017	Wednesday	39.08	0.026	1.478	2.390	<0.300	0.003390	14.694	0.031	30.635	4.480
3/28/2017	Tuesday	53.52	0.028	1.489	2.434	0.384	0.004120	9.651	0.029	27.698	5.790
3/29/2017	Wednesday	48.24	0.025	1.313	2.245	0.315	0.002050	10.268	0.026	30.956	4.670
4/4/2017	Tuesday	75.60	0.033	0.826	2.778	0.464	0.003540	11.840	0.028	29.318	5.370
4/5/2017	Wednesday	72.69	0.038	0.813	2.919	0.458	0.004570	10.623	0.033	27.356	5.470
4/11/2017	Tuesday	63.91	0.027	0.925	2.687	0.500	0.002450	11.300	0.034	23.093	6.090
4/12/2017	Wednesday	47.27	<0.020	0.919	1.938	0.356	0.002230	11.775	0.025	20.938	8.450
4/18/2017	Tuesday	41.69	0.020	1.153	2.322	0.373	<0.0020	11.746	0.025	21.983	5.000
4/19/2017	Wednesday	42.50	0.021	1.207	2.508	0.332	0.002120	11.718	0.024	21.321	5.910
4/25/2017	Tuesday	69.25	0.041	1.269	5.282	1.106	0.004450	8.504	0.080	24.891	4.420
4/26/2017	Wednesday	72.10	0.028	0.956	3.686	0.678	0.004810	8.990	0.045	24.587	<4.00
5/2/2017	Tuesday	57.30	0.024	0.924	2.833	0.494	0.002690	10.340	0.030	20.969	<4.00
5/3/2017	Wednesday	54.89	0.020	0.957	2.579	0.410	0.002650	10.314	0.029	20.480	4.410
5/9/2017	Tuesday	64.23	0.020	0.750	2.543	0.467	0.002150	9.866	0.029	20.334	<4.00
5/10/2017	Wednesday	61.80	0.021	1.098	2.580	0.492	0.008180	10.219	0.026	20.628	<4.00
5/16/2017	Tuesday	63.34	0.023	0.931	2.820	0.354	0.003690	11.327	0.023	21.798	<4.00
5/17/2017	Wednesday	63.86	0.021	0.767	2.530	0.355	0.003700	10.889	0.024	21.077	<4.00
5/23/2017	Tuesday	43.18	0.022	1.022	2.332	<0.300	0.002870	10.688	<0.020	20.502	5.480
5/24/2017	Wednesday	43.17	0.023	0.994	2.236	<0.300	0.003510	11.636	0.021	20.452	4.600
5/30/2017	Tuesday	43.01	0.022	0.657	2.517	<0.300	0.002820	13.372	<0.020	20.620	4.990
5/31/2017	Wednesday	42.66	0.024	0.851	2.346	0.319	0.003270	12.984	<0.020	24.450	4.340
6/6/2017	Tuesday	62.62	0.020	1.087	2.242	0.352	0.002690	17.953	<0.020	21.813	<4.00
6/7/2017	Wednesday	68.35	0.023	0.879	1.930	0.301	0.002800	13.615	<0.020	19.536	<4.00
6/13/2017	Tuesday	41.33	0.028	0.966	2.159	<0.300	0.003040	11.162	0.021	21.382	<4.00
6/14/2017	Wednesday	39.19	0.021	0.909	2.201	<0.300	<0.0020	10.918	<0.020	24.462	<4.00
6/20/2017	Tuesday	56.26	<0.020	0.759	1.747	0.349	<0.0020	10.615	<0.020	24.455	<10.000
6/21/2017	Wednesday	43.20	<0.020	0.846	1.963	0.330	0.002150	11.875	0.020	26.891	<10.000
6/27/2017	Tuesday	39.87	<0.020	0.826	2.052	0.346	0.003200	12.962	0.020	22.612	5.470
6/28/2017	Wednesday	38.58	<0.020	0.867	2.065	0.308	0.002630	13.254	0.022	23.481	5.090
7/4/2017	Tuesday	34.78	<0.020	0.562	1.752	<0.300	0.002390	10.702	<0.020	20.773	6.710
7/5/2017	Wednesday	34.55	<0.020	0.710	2.144	0.326	0.003090	9.741	<0.020	23.367	6.890
7/11/2017	Tuesday	65.96	<0.020	0.667	1.972	0.474	0.002390	8.678	0.021	25.551	7.220
7/12/2017	Wednesday	64.74	0.044	1.499	5.922	1.837	0.005580	8.865	0.117	32.108	7.610
7/18/2017	Tuesday	40.41	0.021	0.801	1.971	0.505	0.002070	15.497	<0.020	25.111	8.980
7/19/2017	Wednesday	36.25	<0.020	0.770	1.831	0.368	<0.0020	17.306	<0.020	24.587	6.020
7/25/2017	Tuesday	42.23	0.021	1.468	2.066	0.425	0.002120	14.753	0.023	28.436	10.10
7/26/2017	Wednesday	33.95	<0.020	1.539	1.691	0.328	<0.0020	17.949	<0.020	26.668	6.450
8/1/2017	Tuesday	31.18	<0.020	6.763	1.417	<0.300	<0.0020	17.642	<0.020	27.896	<4.00
8/2/2017	Wednesday	33.40	<0.020	3.750	1.704	0.323	<0.0020	18.050	<0.020	28.089	5.880
8/8/2017	Tuesday	32.16	<0.020	2.263	1.769	0.314	<0.0020	17.673	<0.020	28.569	4.230

Field's Point Effluent Metals Cd - CN 2017
all analyses in ppb

Date	Day of the Week	Total Eff Flow	Cd (ppb)	Cr (ppb)	Cu (ppb)	Pb (ppb)	Hg (ppb)	Ni (ppb)	Ag (ppb)	Zn (ppb)	CN (ppb)
8/9/2017	Wednesday	31.69	<0.020	1.625	1.914	0.333	0.002260	17.952	<0.020	29.187	4.580
8/15/2017	Tuesday	30.24	<0.020	0.946	1.901	0.305	0.002130	14.106	0.103	29.165	7.170
8/16/2017	Wednesday	31.73	<0.020	1.167	1.934	<0.300	<0.0020	15.609	<0.020	25.737	5.990
8/22/2017	Tuesday	31.08	<0.020	1.733	2.062	0.461	0.002340	18.120	<0.020	28.320	5.67
8/23/2017	Wednesday	30.50	<0.020	1.533	1.836	0.348	0.002020	15.132	<0.020	25.612	4.34
8/29/2017	Tuesday	33.96	<0.020	5.585	2.182	0.314	0.002280	17.501	<0.020	27.607	3.68
8/30/2017	Wednesday	30.23	<0.020	2.825	2.192	<0.300	0.002120	15.721	<0.020	29.154	4.65
9/5/2017	Tuesday	30.66	<0.020	1.251	2.141	0.301	<0.0020	14.263	0.020	31.267	4.47
9/6/2017	Wednesday	45.87	<0.020	1.485	2.060	0.351	0.002430	12.029	0.036	23.550	4.27
9/12/2017	Tuesday	28.43	<0.020	1.539	1.958	0.303	0.003660	14.805	<0.020	26.691	5.320
9/13/2017	Wednesday	28.31	<0.020	3.249	1.850	0.319	0.002490	15.700	0.026	26.743	5.380
9/19/2017	Tuesday	35.51	<0.020	1.105	2.326	<0.300	<0.0020	17.549	<0.020	22.055	5.260
9/20/2017	Wednesday	31.11	<0.020	1.299	2.527	<0.300	<0.0020	16.445	<0.020	26.159	8.060
9/26/2017	Tuesday	29.54	<0.020	1.878	3.197	<0.300	<0.0020	20.783	<0.020	27.549	7.320
9/27/2017	Wednesday	29.35	<0.020	3.003	3.268	<0.300	<0.0020	23.608	<0.020	31.164	8.470
10/3/2017	Tuesday	27.55	<0.020	1.468	2.807	0.312	<0.0020	16.958	0.026	29.717	4.560
10/4/2017	Wednesday	29.06	<0.020	1.564	2.546	<0.300	0.002280	16.138	0.024	28.344	4.770
10/10/2017	Tuesday	28.52	<0.020	1.687	2.421	0.315	0.002150	14.416	<0.020	25.622	6.600
10/11/2017	Wednesday	29.13	0.090	1.524	2.872	0.314	0.002110	16.331	<0.020	29.757	6.820
10/17/2017	Tuesday	26.98	<0.020	3.873	2.173	<0.300	0.002030	13.945	<0.020	26.639	<4.00
10/18/2017	Wednesday	26.60	<0.020	2.348	2.255	0.335	0.002610	15.602	<0.020	27.037	<4.00
10/24/2017	Tuesday	46.93	<0.020	1.379	2.960	0.358	0.002330	14.159	0.030	22.905	7.550
10/25/2017	Wednesday	66.92	<0.020	1.204	3.304	0.348	<0.0020	13.780	0.026	34.314	<4.00
10/31/2017	Tuesday	62.12	<0.020	0.838	2.725	0.394	0.002170	10.094	0.026	26.562	5.200
11/1/2017	Wednesday	52.29	<0.020	1.057	2.298	0.314	<0.0020	10.278	0.020	25.200	<4.00
11/7/2017	Tuesday	37.18	<0.020	1.983	2.685	0.348	<0.0020	18.351	0.022	28.008	6.050
11/8/2017	Wednesday	32.46	<0.020	1.600	2.422	0.348	<0.0020	17.173	0.023	27.531	5.980
11/14/2017	Tuesday	31.41	<0.020	1.770	2.804	<0.300	<0.0020	16.718	0.021	29.034	<4.00
11/15/2017	Wednesday	34.15	<0.020	1.420	2.662	<0.300	<0.0020	17.071	0.024	27.083	6.330
11/21/2017	Tuesday	34.13	<0.020	2.111	2.856	0.310	0.003160	17.258	0.024	29.409	6.160
11/22/2017	Wednesday	61.69	<0.020	1.237	2.981	0.406	0.002900	12.480	0.031	30.470	5.340
11/28/2017	Tuesday	34.84	<0.020	1.415	2.299	<0.300	0.002600	15.087	0.031	27.784	4.830
11/29/2017	Wednesday	31.56	<0.020	0.969	2.414	<0.300	0.002270	15.479	0.034	24.569	8.210
12/5/2017	Tuesday	50.45	<0.020	2.432	2.618	0.346	0.003180	13.698	0.037	27.185	5.000
12/6/2017	Wednesday	50.86	<0.020	2.547	2.119	<0.300		13.581	0.022	29.404	7.090
12/12/2017	Tuesday	41.17	<0.020	1.011	2.440	0.367		14.116	0.024	30.024	8.330
12/13/2017	Wednesday	32.86	<0.020	1.145	2.625	0.342		15.977	0.026	34.871	7.150
12/15/2017	Friday	30.85									13.20
12/16/2017	Saturday	29.92									11.80
12/19/2017	Tuesday	31.74	<0.020	1.338	2.619	0.330		29.906	0.038	31.680	10.10
12/20/2017	Wednesday	30.85	<0.020	1.126	2.654	0.320		27.200	0.028	33.236	5.930
12/26/2017	Tuesday	32.70	<0.020	0.925	2.566	0.365		15.445	0.022	33.268	11.70
12/27/2017	Wednesday	31.11	<0.020	1.157	3.047	0.353		17.539	0.024	34.522	9.720

Bucklin Point Monthly Average, Minimum, and Maximum Effluent Metal Values 2017
all results in ppb

Date		Flow (MGD)	Cd	TTL Cr	Hex Cr	Cu	Pb	Hg (ppt)	Ni	Ag	Zn	CN
January	Average	18.55	0.02	5.70	10.00	3.91	0.43	3.86	6.51	0.09	33.76	6.83
	Minimum	14.25	0.02	0.92	10.00	2.97	0.34	2.09	3.41	0.06	26.38	4.97
	Maximum	34.38	0.03	25.71	10.00	5.19	0.57	5.21	9.28	0.13	40.38	8.81
February	Average	17.29	0.03	0.73	10.00	4.00	0.35	2.79	6.61	0.06	38.86	7.95
	Minimum	15.25	0.02	0.46	10.00	3.28	0.33	2.05	4.37	0.06	33.36	5.62
	Maximum	21.76	0.04	1.05	10.00	4.86	0.39	4.20	10.66	0.07	41.24	11.50
March	Average	17.45	0.03	0.75	10.00	4.08	0.37	3.58	7.01	0.07	36.17	7.56
	Minimum	14.51	0.02	0.57	10.00	3.22	0.30	2.00	3.59	0.05	31.58	5.46
	Maximum	26.37	0.04	0.97	10.00	5.10	0.50	5.86	16.00	0.09	41.81	10.90
April	Average	23.66	0.03	1.06	10.00	4.21	0.51	4.25	9.81	0.06	33.15	6.53
	Minimum	18.13	0.02	0.52	10.00	2.64	0.30	2.12	7.95	0.02	21.30	4.00
	Maximum	35.08	0.05	3.13	10.00	12.52	1.51	11.50	11.31	0.25	40.46	9.50
May	Average	24.58	0.03	0.72	10.00	4.21	0.41	3.62	8.81	0.05	35.25	5.97
	Minimum	19.69	0.02	0.49	10.00	3.28	0.31	2.83	5.51	0.03	27.27	4.00
	Maximum	37.92	0.05	1.33	10.00	5.59	0.62	5.15	11.55	0.11	41.02	8.20
June	Average	21.00	0.03	0.63	10.00	4.27	0.46	2.90	6.62	0.04	36.68	7.63
	Minimum	17.38	0.02	0.51	10.00	3.46	0.37	2.00	5.09	0.03	32.47	4.44
	Maximum	36.47	0.04	0.80	10.00	5.24	0.59	3.88	10.62	0.05	42.28	11.70
July	Average	18.11	0.06	1.92	10.00	15.55	1.52	9.88	6.92	0.23	46.53	7.02
	Minimum	14.63	0.04	0.65	10.00	6.75	0.76	4.56	5.19	0.08	37.14	6.02
	Maximum	27.18	0.10	3.32	10.00	25.51	2.41	17.80	9.05	0.46	55.18	8.24
August	Average	14.34	0.04	0.77	10.00	5.16	0.43	2.74	5.88	0.04	41.64	8.00
	Minimum	12.72	0.03	0.52	10.00	4.20	0.37	2.00	3.73	0.03	39.18	6.04
	Maximum	20.83	0.05	1.07	10.00	6.00	0.56	5.84	8.39	0.05	44.19	10.20
September	Average	14.02	0.04	0.70	10.00	4.32	0.32	2.28	5.47	0.03	38.76	5.74
	Minimum	11.87	0.02	0.45	10.00	3.72	0.30	2.00	4.33	0.02	31.63	4.85
	Maximum	22.69	0.05	0.90	10.00	5.39	0.35	2.70	7.44	0.04	42.69	6.55
October	Average	15.40	0.03	0.73	10.00	4.23	0.34	2.83	7.82	0.07	36.40	5.96
	Minimum	11.52	0.02	0.50	10.00	3.26	0.30	2.00	4.17	0.03	34.47	4.37
	Maximum	42.68	0.03	1.13	10.00	6.35	0.48	6.47	12.64	0.17	39.06	7.92
November	Average	15.58	0.02	0.72	10.00	4.30	0.41	2.92	6.68	0.06	38.02	7.06
	Minimum	13.43	0.02	0.53	10.00	3.72	0.31	2.00	4.67	0.04	33.23	5.09
	Maximum	29.03	0.03	1.21	10.00	5.31	0.54	4.06	8.39	0.09	43.37	10.20
December	Average	15.62	0.03	1.00	10.00	4.43	0.48	2.72	6.14	0.09	41.59	7.47
	Minimum	13.51	0.02	0.47	10.00	3.47	0.38	2.72	2.98	0.05	35.09	5.47
	Maximum	24.35	0.04	1.73	10.00	5.22	0.56	2.72	10.45	0.14	47.81	10.40

Bucklin Point Effluent Loading Summary 2017

Bucklin Point monthly mean effluent loading summary (lbs/month)

Monthly total loads calculated as: Monthly Total Effluent Flow (MG) * Average Daily Concentration (ppb) * Conversion Factor (0.00834).

Month	Total Monthly Eff Flow (MG)	Cd (lbs/month)	TTL Cr (lbs/month)	Hex Cr (lbs/month)	Cu (lbs/month)	Pb (lbs/month)	Hg (lbs/month)	Ni (lbs/month)	Ag (lbs/month)	Zn (lbs/month)	Total Cyanide	Total Metals*
January	574.96	0.12	27.33	47.95	18.73	2.06	0.0185	31.24	0.45	161.90	32.76	241.84
February	484.10	0.13	2.93	40.37	16.14	1.42	0.0113	26.67	0.26	156.88	32.10	204.44
March	540.94	0.14	3.37	45.11	18.42	1.66	0.0162	31.62	0.29	163.20	34.11	218.73
April	709.66	0.16	6.24	59.19	24.91	3.00	0.0252	58.04	0.33	196.19	38.64	288.90
May	762.12	0.19	4.55	63.56	26.73	2.58	0.0230	56.01	0.31	224.03	37.97	314.42
June	630.01	0.17	3.31	52.54	22.46	2.40	0.0152	34.79	0.20	192.72	40.11	256.06
July	561.28	0.30	8.97	46.81	72.78	7.10	0.0462	32.41	1.09	217.79	32.87	340.49
August	444.43	0.16	2.86	37.07	19.11	1.61	0.0102	21.81	0.15	154.33	29.63	200.04
September	420.52	0.13	2.47	35.07	15.13	1.11	0.0080	19.17	0.10	135.94	20.14	174.05
October	477.38	0.10	2.89	39.81	16.83	1.35	0.0113	31.13	0.26	144.92	23.72	197.50
November	467.34	0.09	2.81	38.98	16.75	1.58	0.0114	26.05	0.23	148.18	27.51	195.70
December	484.09	0.12	4.03	40.37	17.90	1.95	0.0110	24.80	0.36	167.92	30.16	217.10
Total (lbs/year)		1.81	71.79	546.84	285.90	27.81	0.2074	393.73	4.03	2063.99	379.72	

*Total Metals = Sum of Monthly Metals Loads (Cd, Cr, Cu, Pb, Hg, Ni, Ag, Zn)

Bucklin Point monthly mean effluent loading summary (lbs/day)

Average of daily loads – Each Daily load is calculated as: Daily Effluent Flow (MG) * Daily Concentration (ppb) * Conversion Factor (0.00834); the average of those loads is reported here.

Month	Mean Eff Flow (MGD)	Cd (lbs/day)	TTL Cr (lbs/day)	Hex Cr (lbs/day)	Cu (lbs/day)	Pb (lbs/day)	Hg (lbs/day)	Ni (lbs/day)	Ag (lbs/day)	Zn (lbs/day)	Total Cyanide	Total Metals*
January	18.55	0.00	0.97	1.92	0.76	0.08	0.0008	1.17	0.02	6.32	1.34	9.33
February	17.29	0.00	0.10	1.44	0.58	0.05	0.0004	0.96	0.01	5.61	1.15	7.31
March	17.45	0.00	0.12	1.59	0.66	0.06	0.0006	1.09	0.01	5.72	1.23	7.67
April	23.66	0.01	0.25	2.13	0.99	0.12	0.0010	2.09	0.01	6.96	1.35	10.43
May	24.58	0.01	0.14	1.91	0.80	0.08	0.0007	1.69	0.01	6.66	1.14	9.38
June	21.00	0.01	0.12	1.83	0.80	0.08	0.0005	1.16	0.01	6.60	1.37	8.77
July	18.11	0.01	0.33	1.59	2.65	0.25	0.0017	1.14	0.04	7.54	1.12	11.96
August	14.34	0.01	0.09	1.22	0.63	0.05	0.0003	0.72	0.00	5.07	0.98	6.58
September	14.02	0.00	0.09	1.22	0.52	0.04	0.0003	0.66	0.00	4.66	0.71	5.97
October	15.40	0.00	0.10	1.30	0.58	0.05	0.0004	1.03	0.01	4.68	0.80	6.45
November	15.58	0.00	0.10	1.35	0.60	0.06	0.0004	0.89	0.01	5.07	0.93	6.72
December	15.62	0.00	0.14	1.56	0.62	0.07	0.0004	0.90	0.01	5.70	1.04	7.45

*Total Metals = Sum of Monthly Average Metals Loads (Cd, Cr, Cu, Pb, Hg, Ni, Ag, Zn)

Bucklin Point Effluent Loading Summary 2017

Bucklin Point monthly mean effluent concentration (ppb)

Month	Mean Eff Flow (MGD)	Cd	Total Cr	Hex Cr**	Cu	Pb	Hg	Ni	Ag	Zn	Total Cyanide	Total Metals*
January	18.55	0.02	5.70	10.00	3.91	0.43	0.0039	6.51	0.09	33.76	6.83	50.43
February	17.29	0.03	0.73	10.00	4.00	0.35	0.0028	6.61	0.06	38.86	7.95	50.64
March	17.45	0.03	0.75	10.00	4.08	0.37	0.0036	7.01	0.07	36.17	7.56	48.48
April	23.66	0.03	1.06	10.00	4.21	0.51	0.0043	9.81	0.06	33.15	6.53	48.81
May	24.58	0.03	0.72	10.00	4.21	0.41	0.0036	8.81	0.05	35.25	5.97	49.47
June	21.00	0.03	0.63	10.00	4.27	0.46	0.0029	6.62	0.04	36.68	7.63	48.73
July	18.11	0.06	1.92	10.00	15.55	1.52	0.0099	6.92	0.23	46.53	7.02	72.74
August	14.34	0.04	0.77	10.00	5.16	0.43	0.0027	5.88	0.04	41.64	8.00	53.97
September	14.02	0.04	0.70	10.00	4.32	0.32	0.0023	5.47	0.03	38.76	5.74	49.63
October	15.40	0.03	0.73	10.00	4.23	0.34	0.0028	7.82	0.07	36.40	5.96	49.61
November	15.58	0.02	0.72	10.00	4.30	0.41	0.0029	6.68	0.06	38.02	7.06	50.21
December	15.62	0.03	1.00	10.00	4.43	0.48	0.0027	6.14	0.09	41.59	7.47	53.77

*Total Metals = Sum of Monthly Average Metals Concentrations (Cd, Cr, Cu, Pb, Hg, Ni, Ag, Zn)

**Hexavalent Chromium is generally measured as non-detectable at the detection limit of 10 ppb

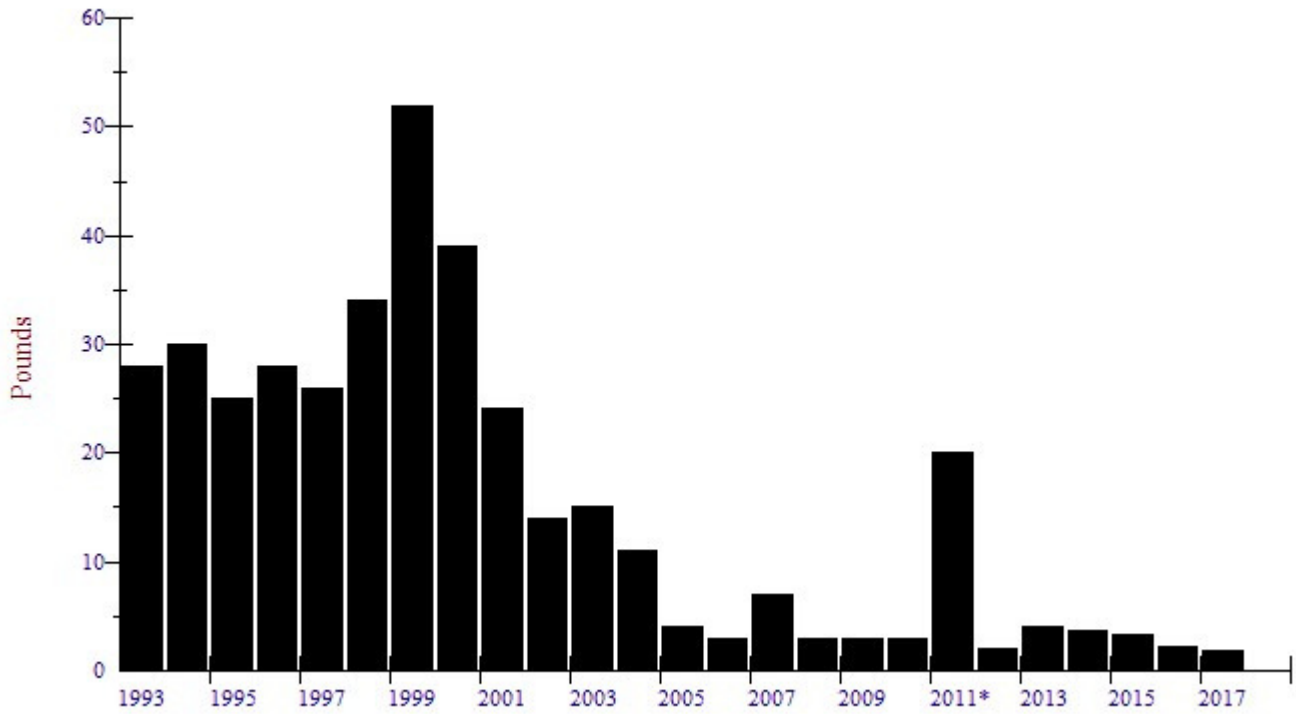
Bucklin Point Effluent Loading Data

Effluent loading (lbs/year)

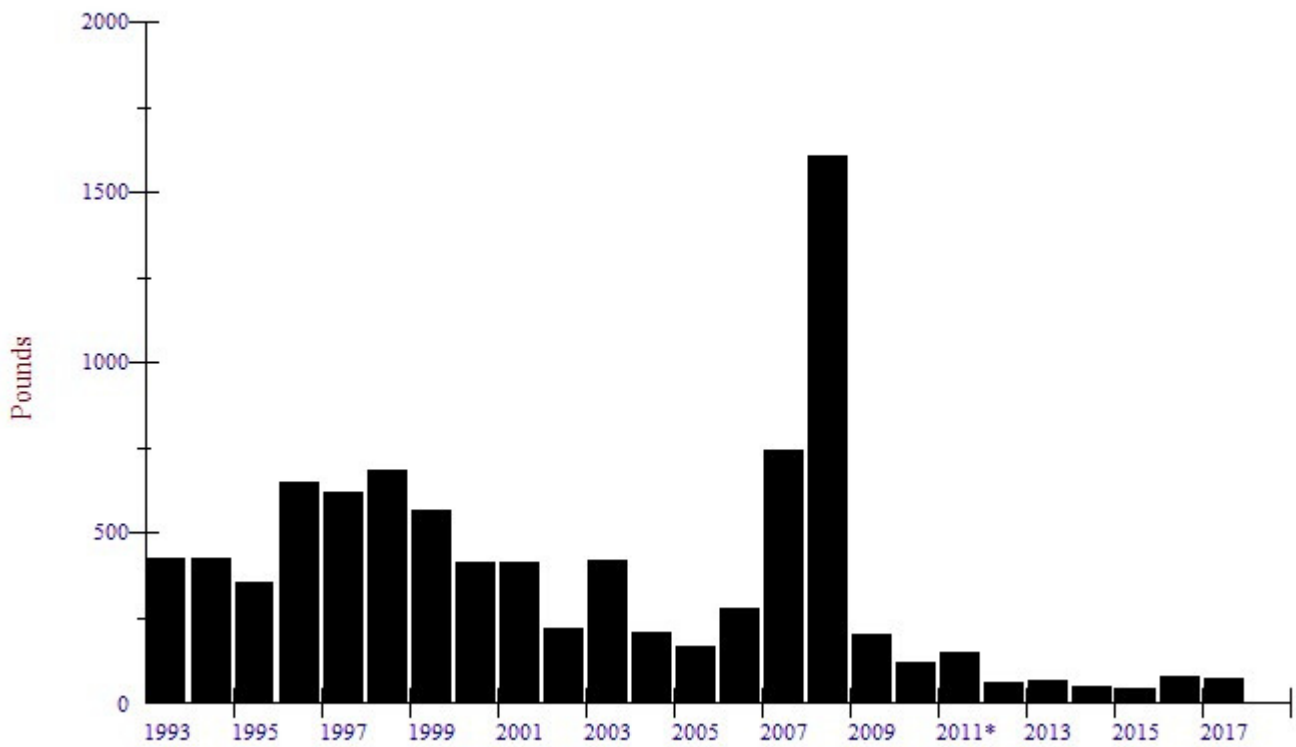
Year	Cadmium	Chromium	Copper	Lead	Mercury	Nickel	Silver	Zinc
1993	28		1927	645	9.13	3764	157	4664
1994	30	426	2156	464	25.92	2809	134	4142
1995	25	354	1169	283	21.17	2002	91	3007
1996	28	652	1469	308	6.94	1939	166	3388
1997	26	618	1488	296	6.57	2178	178	3546
1998	34	682	1790	275	8.40	2801	208	3800
1999	52	569	1424	303	5.84	2485	228	3616
2000	39	415	1556	385	7.67	3158	184	4549
2001	24	412	1549	270	6.94	2965	131	3621
2002	14	218	1217	155	2.13	2077	130	2690
2003	15	420	1117	143	1.20	2037	100	3084
2004	11	211	1116	192	1.80	2580	77	2864
2005	4	168	644	129	1.92	1823	28	3078
2006	3	277	615	71	0.71	1280	20	2768
2007	7	743	577	112	0.79	1185	13	2452
2008	3	1609	705	60	0.37	1125	10	2231
2009	3	204	626	64	0.25	736	5	2023
2010	3	118	663	51	2.08	517	4	2202
2011*	20	149	552	162	0.27	465	32	2266
2012	2	59	480	24	0.19	609	4	1893
2013	4	68	622	51	0.44	515	8	2333
2014	4	51	574	40	0.28	462	5	2468
2015	3	45	435	27	0.23	370	3	2025
2016	2	81	325	30	0.22	391	6	2077
2017	2	72	286	28	0.21	394	4	2064

* In 2011, several samples for Ca, Cr, Pb, and Ag had to be analyzed on equipment with higher detection limits, resulting in an increase in loadings that was not actually reflective of what was being discharged at Bucklin Point.

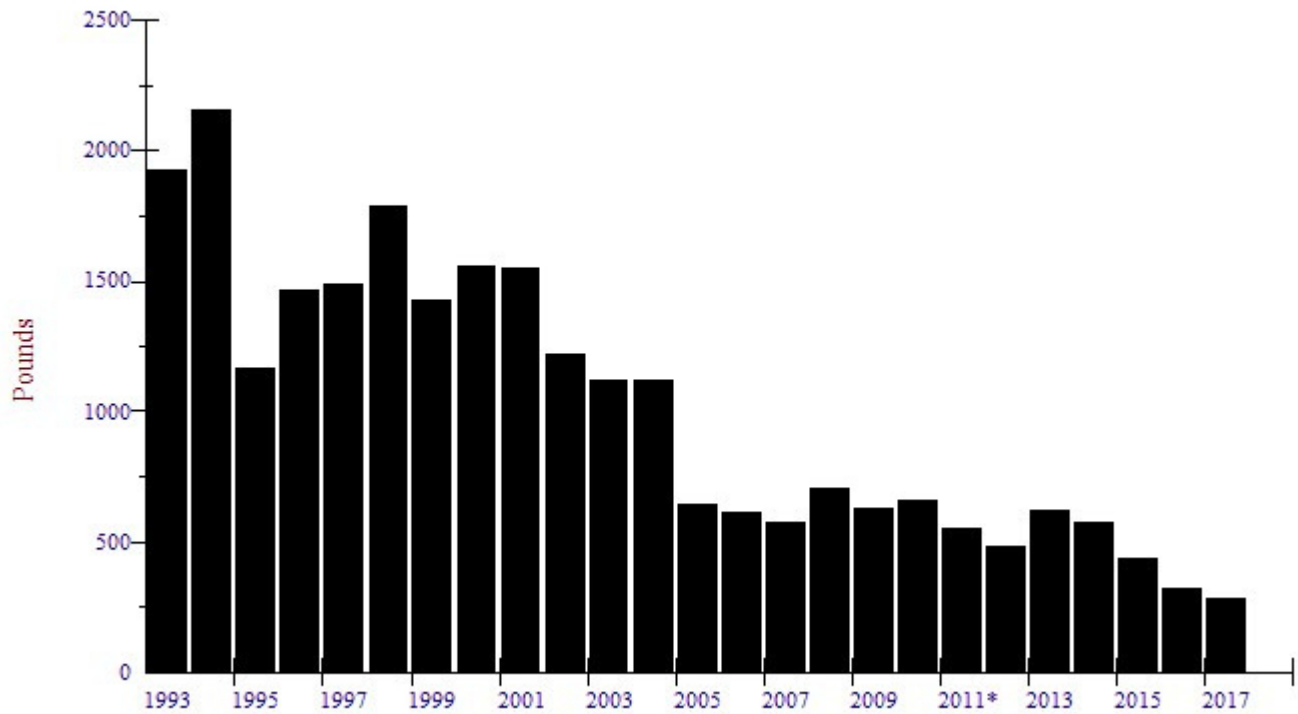
Bucklin Point Effluent Cadmium Loading



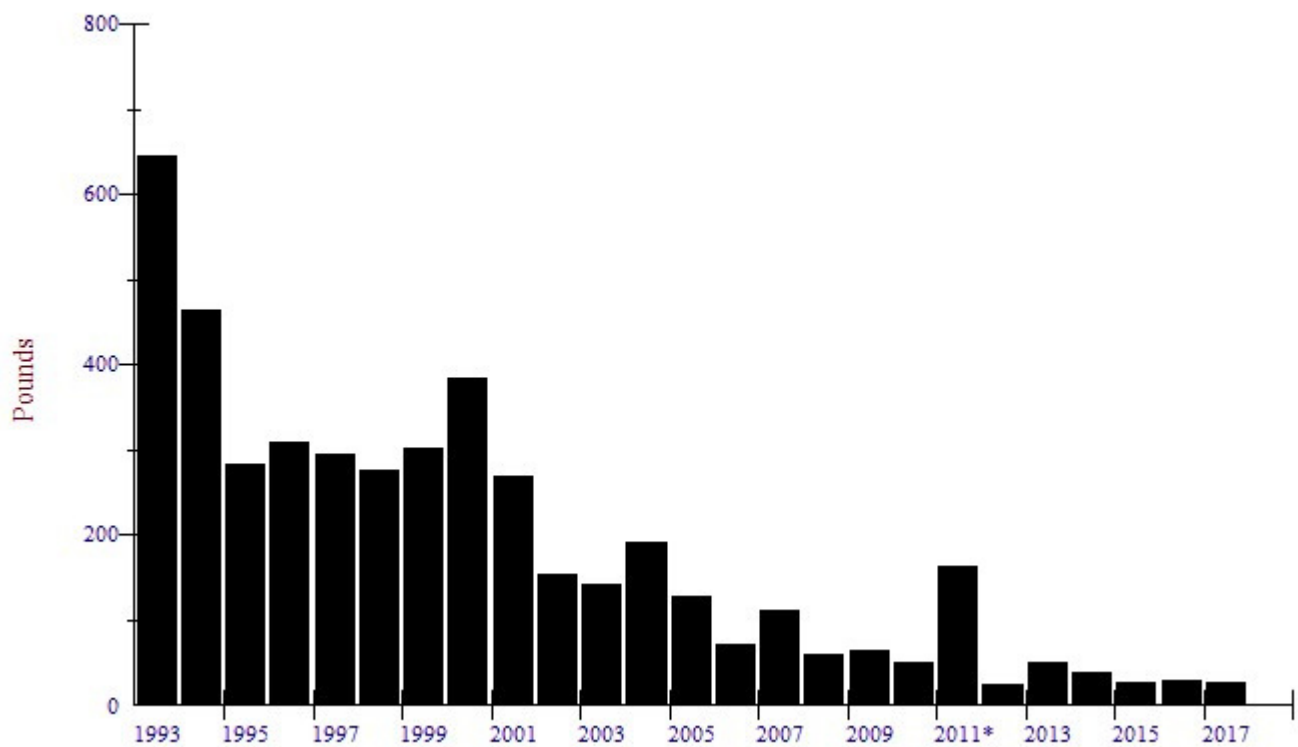
Bucklin Point Effluent Chromium Loading



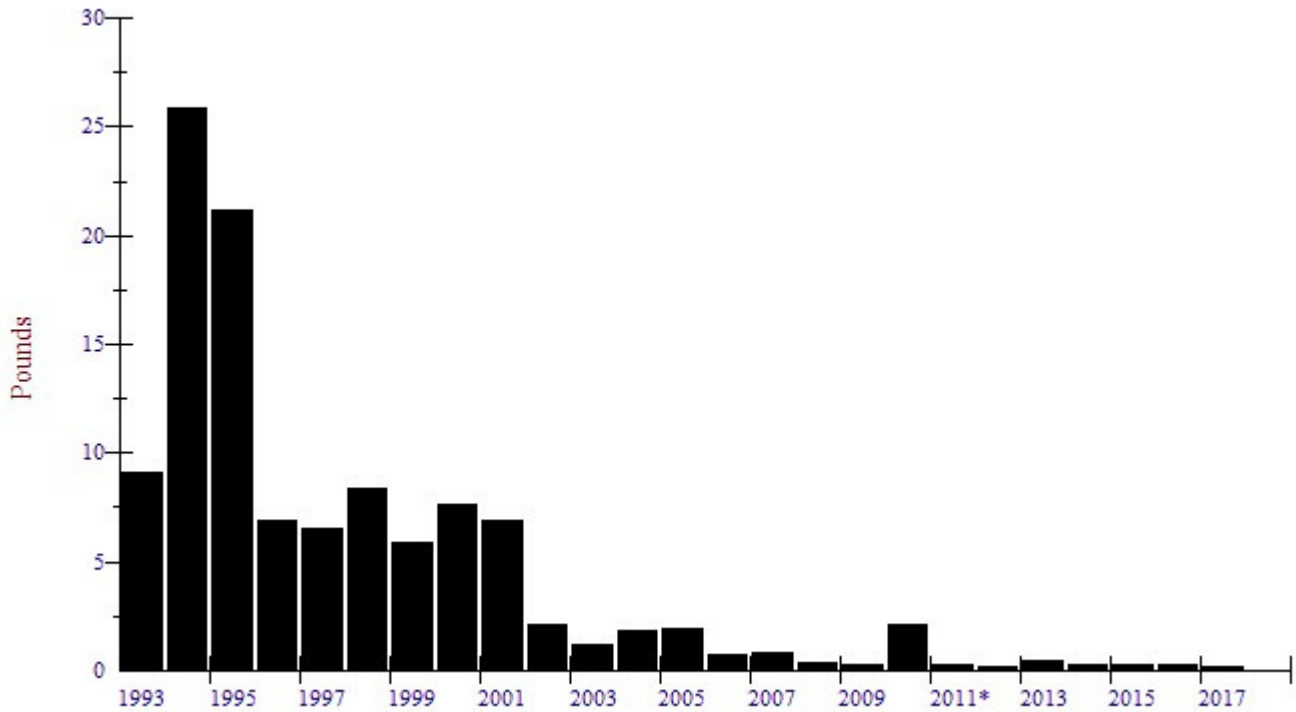
Bucklin Point Effluent Copper Loading



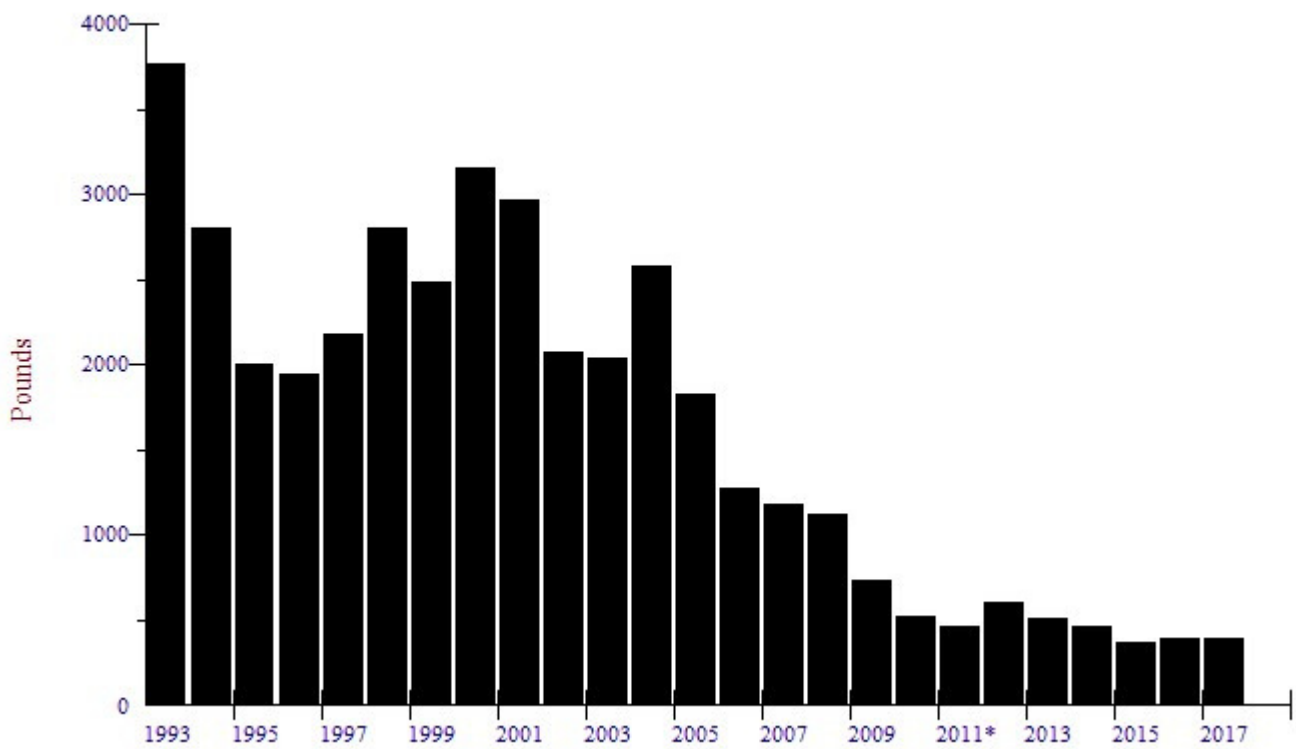
Bucklin Point Effluent Lead Loading



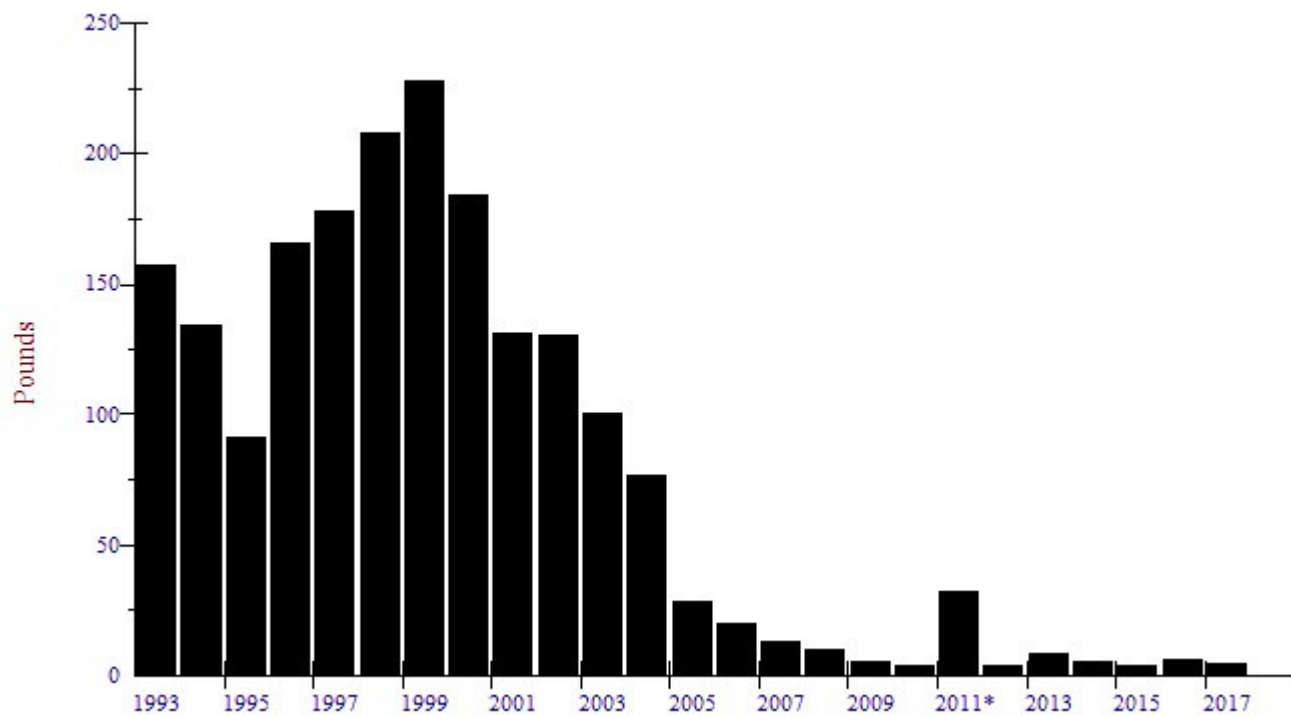
Bucklin Point Effluent Mercury Loading



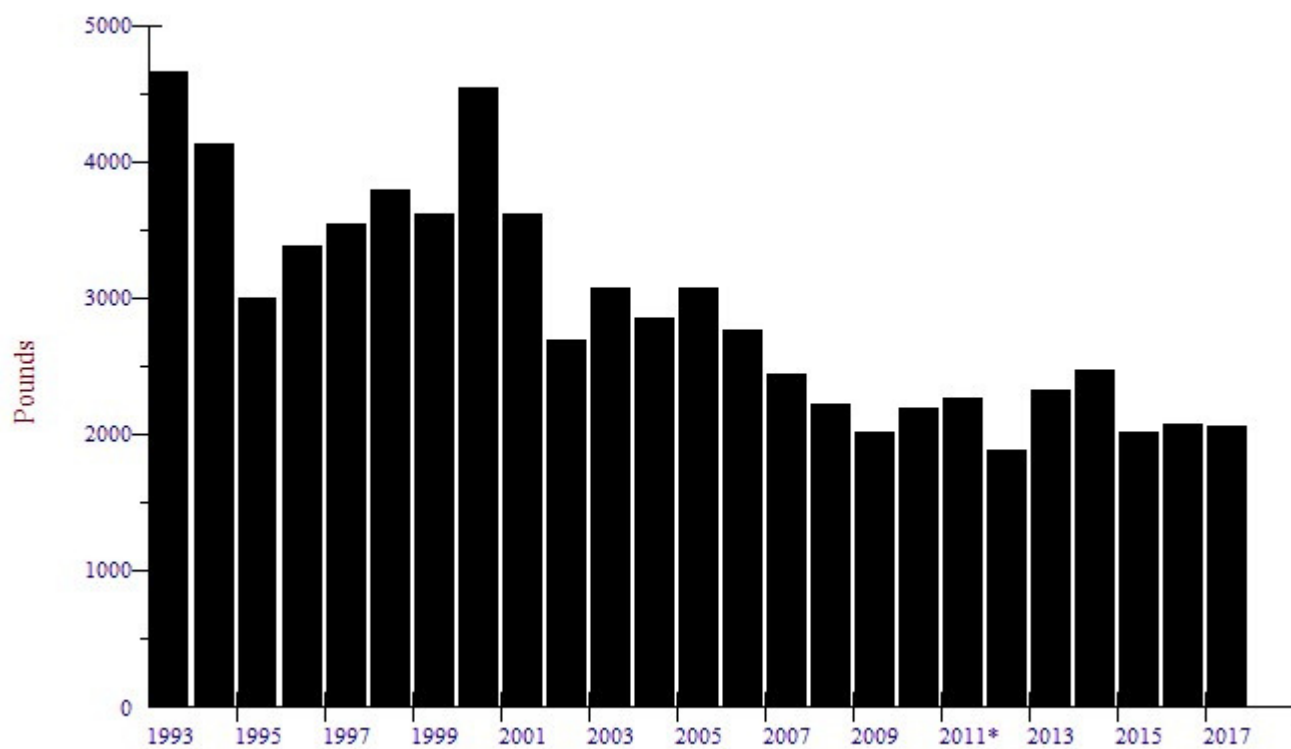
Bucklin Point Effluent Nickel Loading



Bucklin Point Effluent Silver Loading



Bucklin Point Effluent Zinc Loading



***EFFLUENT DISSOLVED
METALS DATA

BUCKLIN POINT***

Bucklin Point Dissolved Metals 2017
all analyses in ppb
MDL = method detection limit

Date	Cd	Cd MDL	Cr	Cr MDL	Cu	Cu MDL	Pb	Pb MDL	Ni	Ni MDL	Ag	Ag MDL	Zn	Zn MDL	Al	Al MDL	Fe	Fe MDL
01/10/2017	0.02	0.02	5.656	0.30	3.24	0.30	0.33	0.30	6.01	0.30	0.04	0.02	39.51	5.00	8.30	5.00	82.60	5.00
02/07/2017	<0.02	0.02	0.881	0.30	2.77	0.30	<0.30	0.30	4.16	0.30	0.03	0.02	33.57	5.00	8.10	5.00	70.06	5.00
03/07/2017	0.04	0.02	0.521	0.30	3.45	0.30	<0.30	0.30	6.36	0.30	0.03	0.02	37.49	5.00	7.43	5.00	54.72	5.00
04/04/2017	<0.02	0.02	0.454	0.30	1.88	0.30	<0.30	0.30	5.90	0.30	<0.02	0.02	28.43	5.00	5.12	5.00	42.99	5.00
05/09/2017	<0.02	0.02	0.553	0.30	2.37	0.30	<0.30	0.30	7.06	0.30	<0.02	0.02	34.82	5.00	5.63	5.00	56.26	5.00
06/06/2017	<0.02	0.02	0.548	0.30	2.25	0.30	<0.30	0.30	4.24	0.30	<0.02	0.02	30.56	5.00	5.92	5.00	34.72	5.00
07/11/2017	0.03	0.02	0.776	0.30	6.23	0.30	0.45	0.30	6.31	0.30	0.05	0.02	35.52	5.00	14.96	5.00	25.74	5.00
08/08/2017	0.03	0.02	0.609	0.30	3.63	0.30	0.37	0.30	5.11	0.30	<0.02	0.02	44.73	5.00	9.09	5.00	28.53	5.00
09/12/2017	0.05	0.02	0.746	0.30	3.96	0.30	0.31	0.30	5.27	0.30	<0.02	0.02	43.99	5.00	7.09	5.00	35.94	5.00
10/03/2017	0.03	0.02	0.729	0.30	3.46	0.30	<0.30	0.30	5.34	0.30	<0.02	0.02	39.80	5.00	10.16	5.00	46.51	5.00
11/07/2017	0.03	0.02	0.595	0.30	3.54	0.30	<0.30	0.30	5.94	0.30	0.03	0.02	38.56	5.00	6.51	5.00	47.99	5.00
12/05/2017	0.02	0.02	1.220	0.30	3.35	0.30	0.36	0.30	10.38	0.30	0.02	0.02	39.11	5.00	8.83	5.00	53.39	5.00

	Cd	Cr	Cu	Pb	Ni	Ag	Zn	Al	Fe
yearly average concentration	<0.03	1.11	3.34	<0.33	6.01	<0.03	37.17	8.09	48.29
yearly median concentration	0.03	0.67	3.40	0.30	5.92	0.02	38.03	7.76	47.25
yearly minimum concentration	<0.02	0.45	1.88	<0.30	4.16	<0.02	28.43	5.12	25.74
yearly maximum concentration	0.05	5.66	6.23	0.45	10.38	0.05	44.73	14.96	82.60

BIOASSAY DATA

BUCKLIN POINT

Bucklin Point WWTF Bioassay Results - 2017						
<i>Americamysis bahia</i>						
Acute	1st Quarter, 2017			2nd Quarter, 2017		
Test	Result	Permit Limit	Pass Y/N	Result	Permit Limit	Pass Y/N
LC ₅₀	>100%	>100%	Y	>100%	>100%	Y
A-NOEC	100%	N/A**	N/A	100%	N/A**	N/A
	3rd Quarter, 2017			4th Quarter, 2017		
Test	Result	Permit Limit	Pass Y/N	Result	Permit Limit	Pass Y/N
LC ₅₀	>100%	>100%	Y	>100%	>100%	Y
A-NOEC	100%	N/A**	N/A	100%	N/A**	N/A

* NOTE - % indicates Percent Effluent

** No permit limit exists for A-NOEC

LC₅₀ LC₅₀ is the effluent concentration that causes 50% mortality during the acute toxicity

A-NOEC No observable effect concentration: Highest concentration of the effluent in which 90% or more of the test animals survive

Acute Test continuous exposure to effluent for 48 hours

NC Not calculated

Bucklin Point WWTF Bioassay Results - 2017						
<i>Arbacia punctulata</i>						
Chronic	1st Quarter, 2017			2nd Quarter, 2017		
Test	Result	Permit Limit	Pass Y/N	Result	Permit Limit	Pass Y/N
C-NOEC	100%	50%	Y	100%	50%	Y
	3rd Quarter, 2017			4th Quarter, 2017		
Test	Result	Permit Limit	Pass Y/N	Result	Permit Limit	Pass Y/N
C-NOEC	100%	50%	Y	100%	50%	Y

* NOTE - % indicates Percent Effluent

C-NOEC Highest concentration of effluent with no observed effect on fertilization rates

Chronic test Tests for sublethal effects of effluent on specifically on fertilization rates of *A. punctulata* eggs. Exposure rate is 60 minutes

OIL AND GREASE DATA

BUCKLIN POINT

Oil & Grease Data 2017

Bucklin Point Oil & Grease 2017

Date	Influent Flow	Effluent Flow	Influent Average	Effluent Average
	MGD	MGD	ppm	ppm
1/11/2017	29.70	27.36	12.16	<4.0
2/7/2017	17.68	17.68	30.11	<4.0
3/7/2017	16.61	16.61	26.91	<4.0
4/4/2017	45.66	34.34	23.19	<4.0
5/9/2017	25.32	25.32	18.80	<4.0
6/6/2017	50.75	36.47	17.27	<4.0
7/11/2017	33.41	22.71	37.71	<4.0
8/8/2017	15.30	15.30	43.19	<4.0
9/12/2017	12.48	12.48	35.64	<4.0
10/3/2017	13.18	13.18	30.48	<4.0
11/7/2017	15.17	15.17	34.16	<4.0
12/5/2017	18.76	18.76	33.74	<4.0

***BOD, CBOD, TSS, ENTEROCOCCI,
AND FECAL COLIFORM DATA***

BUCKLIN POINT

Bucklin Point 2017 Wastewater Treatment Plant TSS, BOD, CBOD, Enterococci, and Fecal Coliform Data

Note: Due to new permit issuance, BOD monitoring replaced with CBOD as of December 1, 2017.

Date	Enterococci Bacteria (MPN/100mL)	Fecal Coliform Bacteria (MPN/100mL)	Influent Flow (MGD)	Raw Influent TSS (mg/L)	Raw Influent BOD (mg/L)	Raw Influent CBOD (mg/L)	Final Effluent TSS (mg/L)	Final Effluent BOD (mg/L)	Final Effluent CBOD (mg/L)
1/1/2017		4.4	15.01	150.00	253.55		4.53	2.44	
1/2/2017	7.9	3.1	14.25	146.00	221.16		5.20	3.10	
1/3/2017		5.0	31.32	182.67	220.50		6.60	5.63	
1/4/2017		3.0	16.73	132.67	139.26		4.20	3.48	
1/5/2017	2.1	3.6	15.12	167.33	212.69		4.10	4.91	
1/6/2017	2.4	5.2	14.99	154.00	224.39		3.87	3.94	
1/7/2017		3.4	14.75	119.33	227.05		4.27	5.92	
1/8/2017		2.8	14.35	138.67	228.45		4.20	4.36	
1/9/2017		3.4	15.04	164.67	236.465		5.11	3.52	
1/10/2017		7.2	19.17	194.67	248.43		9.56	8.07	
1/11/2017		8.0	29.70	162.67	151.86		7.96	6.10	
1/12/2017	16.3	2.0	25.58	120.00	148.66		4.67	4.02	
1/13/2017	2.0	2.4	15.61	183.33	169.16		4.13	3.99	
1/14/2017		3.4	16.09	136.67	196.94		4.13	<2.00	
1/15/2017		5.8	15.49	108.00	204.17		5.51	2.49	
1/16/2017	3.3	4.4	15.79	134.67	189.11		4.27	4.15	
1/17/2017		6.2	20.01	150.67	206.485		6.27	4.57	
1/18/2017		9.5	19.03	150.00	163.81		3.88	3.82	
1/19/2017	1.6	2.0	16.05	148.67	197.82		3.23	3.22	
1/20/2017	3.1	5.7	16.02	348.00	189.81		3.13	3.33	
1/21/2017		2.4	15.53	148.67	208.79		4.09	2.96	
1/22/2017		7.3	16.09	108.00	202.085		4.53	5.76	
1/23/2017		2.8	22.50	138.00	199.27		5.11	3.82	
1/24/2017		9.5	51.93	124.00	123.87		9.53	5.98	
1/25/2017		2.0	32.85	81.33	110.05		5.56	4.63	
1/26/2017	3.2	2.0	20.07	112.00	146.46		4.00	4.37	
1/27/2017	1.6	2.4	18.67	105.33	189.47		3.93	3.71	
1/28/2017		5.5	18.62	120.00	177.18		4.36	4.53	
1/29/2017		2.4	18.26	125.33	174.76		3.73	3.14	
1/30/2017		2.8	17.58	92.67	168.94		3.38	3.59	
1/31/2017		4.0	17.56	141.33	187.87		4.07	2.90	
2/1/2017	3.9	2.6	18.44	158.00	188.91		4.10	3.21	
2/2/2017	7.7	4.0	17.03	136.67	160.10		4.07	3.07	
2/3/2017	5.0	5.4	16.27	115.33	194.20		4.07	2.67	
2/4/2017		2.8	15.91	132.67	198.60		4.00	3.05	
2/5/2017		8.2	16.69	74.67	150.19		5.33	3.60	
2/6/2017		4.4	15.25	127.33	161.25		3.60	3.40	
2/7/2017		4.8	17.68	174.67	224.04		5.67	4.49	
2/8/2017		6.9	15.84	144.00	180.94		4.09	4.72	
2/9/2017	3.6	4.1	16.41	186.00	217.35		3.13	4.39	
2/10/2017	3.8	2.4	15.79	132.33	194.51		3.77	3.14	
2/11/2017		4.3	16.21	114.67	171.96		3.82	2.93	
2/12/2017		3.3	16.22	123.33	195.78		4.43	4.08	
2/13/2017		2.4	17.61	142.67	211.52		4.97	4.20	
2/14/2017		4.0	15.59	149.33	184.77		5.16	4.14	
2/15/2017	5.5	3.5	18.22	146.67	196.94		5.24	3.13	
2/16/2017	10.8	6.2	17.50	122.00	180.41		3.84	2.90	
2/17/2017	5.4	3.9	15.56	130.00	169.58		4.27	3.00	
2/18/2017		3.8	18.81	130.00	191.065		4.63	2.90	
2/19/2017		5.7	21.76	117.33	170.42		4.89	2.90	
2/20/2017		2.0	17.30	85.33	146.46		3.84	2.99	
2/21/2017		6.5	17.12	121.33	197.44		3.27	2.46	
2/22/2017		2.6	17.92	138.67	178.56		4.52	2.88	
2/23/2017	8.8	5.5	18.29	130.67	211.19		3.50	2.46	
2/24/2017	5.7	3.4	18.03	130.00	164.97		4.70	2.87	
2/25/2017		2.7	19.60	108.00	166.52		4.44	5.50	
2/26/2017		74.0	18.16	142.67	159.27		5.47	4.40	
2/27/2017		6.8	17.36	127.33	187.87		5.03	3.33	

Date	Enterococci Bacteria (MPN/100mL)	Fecal Coliform Bacteria (MPN/100mL)	Influent Flow (MGD)	Raw Influent TSS (mg/L)	Raw Influent BOD (mg/L)	Raw Influent CBOD (mg/L)	Final Effluent TSS (mg/L)	Final Effluent BOD (mg/L)	Final Effluent CBOD (mg/L)
2/28/2017		38.2	17.53	136.00	191.15		3.57	3.30	
3/1/2017	4.7	7.4	18.63	131.33	194.48		4.00	3.23	
3/2/2017	7.4	14.7	16.34	140.67	177.61		4.70	3.31	
3/3/2017	4.8	2.8	15.64	138.67	206.54		4.27	4.24	
3/4/2017		3.3	15.69	139.33	177.47		4.36	3.94	
3/5/2017		3.4	15.45	144.67	191.59		6.18	3.61	
3/6/2017		2.8	15.47	166.00	192.99		6.04	3.40	
3/7/2017		3.4	16.61	162.67	183.16		6.04	3.31	
3/8/2017		6.6	16.48	162.67	206.365		3.73	3.27	
3/9/2017	3.9	3.3	15.04	149.33	199.42		4.40	3.33	
3/10/2017	5.8	2.4	18.06	131.33	175.64		4.20	3.04	
3/11/2017		2.0	15.09	132.00	202.55		4.18	3.94	
3/12/2017		4.8	14.77	153.33	202.80		4.58	3.75	
3/13/2017		2.4	14.51	135.33	203.67		4.80	3.21	
3/14/2017		2.8	32.03	155.33	207.21		10.18	5.43	
3/15/2017	5.5	3.9	18.94	134.00	143.44		4.80	3.65	
3/16/2017		2.0	16.45	129.33	181.96		4.93	3.60	
3/17/2017	5.6	2.7	16.02	139.33	174.73		4.63	3.52	
3/18/2017		5.7	16.35	116.00	175.56		4.04	4.18	
3/19/2017		4.3	16.26	112.00	171.27		5.20	3.32	
3/20/2017		2.0	15.68	146.67	177.64		5.24	3.105	
3/21/2017		3.4	16.02	176.67	201.94		4.13	2.99	
3/22/2017		2.3	15.80	172.00	199.90		6.71	3.34	
3/23/2017	5.8	5.6	15.38	140.67	194.065		5.20	4.00	
3/24/2017	5.7	2.8	16.63	136.67	202.00		5.56	4.99	
3/25/2017		2.4	16.62	140.67	221.55		6.87	3.97	
3/26/2017		5.7	16.37	154.00	189.22		5.87	2.90	
3/27/2017		2.8	26.33	185.33	189.21		6.53	5.50	
3/28/2017		2.8	22.23	126.00	170.04		7.16	4.20	
3/29/2017	4.2	3.0	25.27	121.33	147.17		5.56	3.06	
3/30/2017	1.4	2.0	16.24	134.00	166.32		4.04	2.51	
3/31/2017	5.9	2.4	27.87	128.67	169.03		10.93	5.38	
4/1/2017		5.8	64.09	83.33	99.36		6.20	3.65	
4/2/2017		3.7	22.96	92.00	130.69		6.40	3.24	
4/3/2017		4.4	21.77	92.67	133.42		3.70	2.47	
4/4/2017		2.4	45.66	78.67	109.45		39.82	9.15	
4/5/2017		2.0	24.61	92.67	94.29		6.53	2.94	
4/6/2017	2.1	2.4	48.88	100.33	119.565		6.13	2.90	
4/7/2017	2.2	2.8	27.46	85.33	87.88		6.50	3.44	
4/8/2017		2.7	25.08	85.33	119.40		6.60	4.11	
4/9/2017		2.4	23.04	78.00	94.88		5.33	2.68	
4/10/2017		5.2	23.00	79.00	141.61		3.97	2.45	
4/11/2017		2.0	21.96	98.67	128.34		3.13	<2.00	
4/12/2017	1.9	2.0	21.67	107.33	149.03		4.13	2.25	
4/13/2017	1.9	2.0	20.27	115.33	169.64		7.42	4.06	
4/14/2017	1.4	2.4	19.89	114.00	143.13		4.27	2.23	
4/15/2017		2.4	20.35	134.00	199.08		3.47	<2.00	
4/16/2017		2.0	19.51	104.67	161.20		3.73	2.00	
4/17/2017		2.0	19.12	101.33	144.10		2.87	<2.00	
4/18/2017		2.0	18.13	126.00	191.35		3.30	2.21	
4/19/2017		2.0	19.12	126.67	165.57		3.17	2.56	
4/20/2017	3.8	3.4	21.10	149.33	213.78		4.07	3.23	
4/21/2017	7.9	3.8	29.77	146.00	168.38		8.53	5.55	
4/22/2017		2.4	20.74	117.33	166.54		5.27	2.86	
4/23/2017		2.4	18.25	141.33	183.28		4.00	2.69	
4/24/2017		2.8	18.90	124.00	175.32		4.80	2.81	
4/25/2017		2.8	38.13	133.33	176.12		8.40	3.44	
4/26/2017	2.5	3.4	53.92	85.33	82.75		4.77	2.43	
4/27/2017	1.2	2.0	23.68	88.67	131.04		3.20	<2.00	
4/28/2017	2.7	2.4	22.61	212.00	145.29		3.13	<2.00	
4/29/2017		2.4	21.46	102.67	153.06		3.73	2.42	
4/30/2017		2.4	21.14	106.67	140.07		4.04	2.11	
5/1/2017		2.4	21.38	127.33	167.74		5.33	2.38	
5/2/2017		2.4	32.05	184.67	149.67		10.80	3.92	
5/3/2017		2.0	20.83	117.33	153.57		13.67	4.66	
5/4/2017	3.8	2.8	19.69	113.67	166.98		4.17	2.07	

Date	Enterococci Bacteria (MPN/100mL)	Fecal Coliform Bacteria (MPN/100mL)	Influent Flow (MGD)	Raw Influent TSS (mg/L)	Raw Influent BOD (mg/L)	Raw Influent CBOD (mg/L)	Final Effluent TSS (mg/L)	Final Effluent BOD (mg/L)	Final Effluent CBOD (mg/L)
5/5/2017	3.2	2.4	44.70	133.33	164.10		15.27	5.47	
5/6/2017		6.5	34.92	95.33	95.64		6.47	2.77	
5/7/2017		2.0	26.46	80.00	118.81		7.33	3.19	
5/8/2017		2.0	25.64	92.67	117.49		8.60	3.19	
5/9/2017		2.4	25.32	112.67	154.11		7.00	2.24	
5/10/2017	2.5	3.0	23.60	103.33	137.44		6.60	3.06	
5/11/2017	1.6	3.2	22.90	140.00	197.19		6.67	2.89	
5/12/2017	3.8	2.8	22.75	122.67	166.59		5.87	3.07	
5/13/2017		2.4	23.48	114.00	151.87		7.53	2.79	
5/14/2017		3.1	58.49	111.33	144.60		9.20	5.08	
5/15/2017		4.5	33.14	91.33	Not Reportable		11.33	4.94	
5/16/2017		4.3	24.61	99.33	131.15		6.80	3.57	
5/17/2017		2.3	24.41	110.00	131.185		5.60	3.02	
5/18/2017	1.0	2.0	23.44	116.67	152.27		4.23	<2.00	
5/19/2017	1.2	3.4	23.25	120.00	149.24		2.70	<2.00	
5/20/2017		2.4	21.26	112.67	167.10		2.53	<2.00	
5/21/2017		2.4	21.08	88.67	118.96		4.36	<2.00	
5/22/2017		2.0	24.50	117.33	136.78		5.93	2.55	
5/23/2017		10.3	20.97	142.00	149.185		4.44	2.09	
5/24/2017	3.6	6.9	20.28	150.67	152.45		4.31	<2.00	
5/25/2017	7.9	66.1	24.78	118.00	153.00		5.97	2.29	
5/26/2017	3.4	15.4	43.51	124.67	134.60		6.36	2.75	
5/27/2017		13.0	21.45	104.00	131.83		3.42	<2.00	
5/28/2017		2.0	20.41	97.00	138.15		2.53	<2.00	
5/29/2017	1.0	2.0	21.62	125.33	140.32		4.04	2.03	
5/30/2017		2.0	20.20	134.67	168.085		5.13	2.16	
5/31/2017		2.0	20.15	140.00	164.21		3.51	<2.00	
6/1/2017		2.4	19.47	145.33	171.12		2.50	2.05	
6/2/2017	1.0	2.8	21.89	150.00	200.78		4.33	2.01	
6/3/2017		2.7	19.01	122.67	139.13		3.37	2.08	
6/4/2017		2.0	22.64	112.67	188.62		4.27	2.03	
6/5/2017		5.2	26.10	111.33	142.20		5.90	2.56	
6/6/2017		19.5	50.75	94.67	141.82		8.22	2.65	
6/7/2017	1.8	6.8	22.74	65.33	111.10		6.27	2.67	
6/8/2017	1.0	3.9	20.86	145.00	164.59		6.27	3.79	
6/9/2017	4.1	43.3	19.93	137.33	160.54		3.43	2.16	
6/10/2017		4.5	19.19	118.67	160.94		2.77	<2.00	
6/11/2017		2.0	18.72	151.33	166.06		2.10	<2.00	
6/12/2017		2.0	17.93	136.00	166.26		3.40	<2.00	
6/13/2017		2.0	17.46	120.00	246.31		3.07	<2.00	
6/14/2017		2.0	17.38	147.33	174.34		3.60	<2.00	
6/15/2017	1.2	4.8	17.91	134.00	192.35		3.03	<2.00	
6/16/2017	1.6	5.7	45.03	144.67	180.38		7.78	3.52	
6/17/2017		3.4	22.56	90.00	116.49		3.78	<2.00	
6/18/2017		2.0	21.07	97.33	126.99		3.23	2.08	
6/19/2017		2.4	21.22	120.00	142.97		3.69	<2.00	
6/20/2017		2.8	26.44	152.67	137.42		5.37	<2.00	
6/21/2017	1.5	2.6	19.59	116.00	130.15		3.33	<2.00	
6/22/2017	1.0	2.0	18.35	137.33	152.74		2.63	<2.00	
6/23/2017	1.4	2.0	18.93	141.33	184.79		4.40	<2.00	
6/24/2017		3.4	28.81	102.00	146.76		5.40	2.02	
6/25/2017		2.0	18.76	98.67	161.08		3.23	<2.00	
6/26/2017		2.4	17.86	127.33	181.28		3.50	<2.00	
6/27/2017		2.0	18.37	118.67	177.01		4.17	<2.00	
6/28/2017		2.6	17.42	136.67	165.52		3.97	<2.00	
6/29/2017	2.4	3.4	17.88	152.67	176.74		4.17	<2.00	
6/30/2017	2.1	7.0	20.88	158.67	168.08		4.80	2.36	
7/1/2017		5.5	17.52	154.00	155.52		4.43	2.20	
7/2/2017		2.4	15.96	118.67	144.70		5.13	2.09	
7/3/2017		6.4	15.86	121.33	152.92		5.47	2.40	
7/4/2017	4.8	5.5	14.63	131.33	149.385		7.20	2.42	
7/5/2017		5.2	15.36	121.33	139.50		8.80	3.47	
7/6/2017	3.4	6.8	15.95	169.33	178.35		14.13	5.26	
7/7/2017	5.3	13.8	31.35	189.33	193.78		12.07	3.92	
7/8/2017		5.5	17.16	124.00	155.74		12.53	7.45	
7/9/2017		16.4	15.38	142.67	218.32		17.60	4.14	

Date	Enterococci Bacteria (MPN/100mL)	Fecal Coliform Bacteria (MPN/100mL)	Influent Flow (MGD)	Raw Influent TSS (mg/L)	Raw Influent BOD (mg/L)	Raw Influent CBOD (mg/L)	Final Effluent TSS (mg/L)	Final Effluent BOD (mg/L)	Final Effluent CBOD (mg/L)
7/10/2017		10.3	15.63	154.67	177.73		24.53	5.18	
7/11/2017		24.5	33.41	184.67	145.80		28.67	7.31	
7/12/2017		18.7	36.20	156.00	174.76		30.53	7.39	
7/13/2017	8.7	41.7	25.42	104.67	130.81		33.33	6.74	
7/14/2017	32.3	19.8	20.19	100.67	132.885		37.67	7.39	
7/15/2017		19.0	19.24	102.67	166.66		35.33	8.87	
7/16/2017		31.5	17.41	132.00	148.96		43.00	8.65	
7/17/2017		101.1	17.85	119.33	163.79		41.33	8.86	
7/18/2017		79.2	21.10	170.00	182.96		46.33	9.24	
7/19/2017	18.7	63.2	17.87	162.00	172.19		39.00	7.68	
7/20/2017	14.1	21.6	16.44	126.67	158.51		34.00	7.55	
7/21/2017	12.1	18.1	16.00	142.00	158.39		31.11	7.88	
7/22/2017		7.3	15.89	126.67	186.61		23.67	6.90	
7/23/2017		30.8	15.43	137.33	197.78		22.22	6.60	
7/24/2017		14.9	29.56	131.33	166.30		24.22	6.91	
7/25/2017		22.9	17.67	118.00	151.33		18.00	5.82	
7/26/2017		15.2	15.94	134.67	171.74		16.83	5.24	
7/27/2017	3.3	10.7	16.69	162.00	345.00		18.50	6.70	
7/28/2017	1.3	6.4	15.84	152.00	189.79		12.00	4.88	
7/29/2017		4.0	16.17	146.00	204.16		8.73	3.97	
7/30/2017		5.7	14.66	140.67	183.86		8.56	2.66	
7/31/2017		3.4	15.03	136.00	209.79		6.73	2.43	
8/1/2017		4.0	14.99	187.33	219.24		5.33	<2.00	
8/2/2017	3.6	5.0	15.93	166.67	205.74		5.33	2.16	
8/3/2017	3.9	7.7	15.47	189.33	231.04		3.82	<2.00	
8/4/2017	2.5	4.0	15.25	166.00	185.88		3.93	<2.00	
8/5/2017		2.0	20.83	136.00	203.71		5.07	2.05	
8/6/2017		2.4	14.83	122.00	175.03		3.33	<2.00	
8/7/2017		2.4	15.41	135.33	172.12		2.80	<2.00	
8/8/2017		2.0	15.30	175.33	198.825		3.00	<2.00	
8/9/2017		4.7	14.24	180.00	209.79		2.70	<2.00	
8/10/2017	2.5	3.4	14.05	184.00	217.825		2.77	<2.00	
8/11/2017	1.9	4.1	13.99	164.00	271.17		2.70	<2.00	
8/12/2017		2.8	15.50	189.33	219.40		2.93	<2.00	
8/13/2017		3.6	13.53	152.67	188.21		2.47	<2.00	
8/14/2017	1.6	2.0	13.84	144.00	189.31		2.43	<2.00	
8/15/2017		2.0	14.66	150.67	209.10		2.57	<2.00	
8/16/2017		2.0	13.56	181.33	218.11		<2.000	<2.00	
8/17/2017	2.5	2.0	13.37	173.33	232.86		2.60	<2.00	
8/18/2017	1.7	2.8	14.82	198.67	246.00		2.70	<2.00	
8/19/2017		2.8	13.25	165.33	246.00		2.80	<2.00	
8/20/2017		2.4	12.97	159.33	218.02		3.13	<2.00	
8/21/2017		2.0	13.38	167.33	227.61		3.43	<2.00	
8/22/2017		4.5	13.98	190.00	239.17		3.87	<2.00	
8/23/2017		3.8	13.43	182.00	222.61		3.37	<2.00	
8/24/2017	2.0	11.7	12.93	177.33	212.63		3.57	<2.00	
8/25/2017	1.2	5.4	12.97	220.00	253.75		3.50	<2.00	
8/26/2017		2.0	12.96	164.67	253.27		2.70	2.03	
8/27/2017		5.5	12.72	132.67	320.17		2.90	<2.00	
8/28/2017		3.3	12.86	160.00	226.46		7.42	3.27	
8/29/2017		7.3	13.71	192.00	246.90		4.40	<2.00	
8/30/2017	3.1	10.7	16.50	203.33	230.95		3.63	<2.00	
8/31/2017	1.0	6.3	13.20	188.67	228.30		3.53	<2.00	
9/1/2017	1.9	6.1	12.53	166.00	236.04		2.77	<2.00	
9/2/2017		2.8	12.53	178.00	276.00		3.33	<2.00	
9/3/2017		4.0	18.08	170.67	226.10		3.53	<2.00	
9/4/2017	2.8	6.7	13.11	160.67	241.64		2.40	<2.00	
9/5/2017		2.4	13.16	180.00	229.75		2.73	<2.00	
9/6/2017		2.6	16.11	192.67	294.20		3.47	<2.00	
9/7/2017		8.9	24.55	159.33	174.31		2.33	<2.00	
9/8/2017	1.2	5.2	13.18	148.67	215.50		2.20	<2.00	
9/9/2017		2.0	12.72	142.00	220.05		<2.000	<2.00	
9/10/2017		2.8	12.65	127.33	233.89		<2.000	<2.00	
9/11/2017		2.0	12.34	152.67	238.88		<2.000	<2.00	
9/12/2017		2.0	12.48	183.33	277.67		2.00	<2.00	
9/13/2017	1.3	2.0	12.45	186.67	272.30		<2.000	<2.00	

Date	Enterococci Bacteria (MPN/100mL)	Fecal Coliform Bacteria (MPN/100mL)	Influent Flow (MGD)	Raw Influent TSS (mg/L)	Raw Influent BOD (mg/L)	Raw Influent CBOD (mg/L)	Final Effluent TSS (mg/L)	Final Effluent BOD (mg/L)	Final Effluent CBOD (mg/L)
9/14/2017	1.3	3.4	12.95	203.33	258.57		2.07	<2.00	
9/15/2017	1.2	2.0	12.54	196.67	234.26		2.13	<2.00	
9/16/2017		2.8	12.39	174.67	251.69		2.00	<2.00	
9/17/2017		3.4	12.73	128.00	284.29		<2.000	<2.00	
9/18/2017		2.8	13.21	165.33	273.37		<2.000	<2.00	
9/19/2017		2.0	14.20	202.00	235.26		3.20	<2.00	
9/20/2017	2.0	4.8	24.79	166.00	202.59		2.13	<2.00	
9/21/2017	1.0	7.7	13.42	142.67	219.93		2.43	<2.00	
9/22/2017	1.0	3.3	18.54	182.00	251.20		2.57	<2.00	
9/23/2017		2.4	13.83	134.67	204.89		<2.000	<2.00	
9/24/2017		2.4	12.15	146.00	216.51		<2.000	<2.00	
9/25/2017		2.0	12.42	246.67	264.03		2.00	<2.00	
9/26/2017		3.3	12.81	129.33	322.67		<2.000	<2.00	
9/27/2017	1.1	3.5	12.93	168.67	230.95		<2.000	<2.00	
9/28/2017	1.0	2.8	12.47	169.33	255.45		2.10	<2.00	
9/29/2017	1.2	2.8	11.87	152.00	283.13		<2.000	<2.00	
9/30/2017		2.0	15.93	155.33	277.37		2.20	<2.00	
10/1/2017		3.6	11.98	110.00	252.09		<2.000	<2.00	
10/2/2017		2.0	12.72	94.67	354.60		2.03	<2.00	
10/3/2017		2.8	13.18	149.33	292.40		2.03	<2.00	
10/4/2017		2.3	12.75	148.67	247.04		<2.000	<2.00	
10/5/2017	2.4	3.1	13.06	170.67	337.87		2.07	<2.00	
10/6/2017	1.6	2.4	12.07	179.33	284.76		2.27	<2.00	
10/7/2017		2.0	12.39	147.33	300.44		<2.000	<2.00	
10/8/2017		2.0	17.31	229.33	315.71		2.27	<2.00	
10/9/2017	1.4	2.4	15.57	118.67	220.81		2.30	<2.00	
10/10/2017		2.8	12.79	140.00	244.00		<2.000	<2.00	
10/11/2017		3.4	13.16	159.33	236.90		<2.000	<2.00	
10/12/2017	1.2	2.4	12.14	163.33	249.26		<2.000	<2.00	
10/13/2017	1.4	2.0	11.83	160.00	196.17		<2.000	<2.00	
10/14/2017		2.4	12.73	182.00	259.71		2.20	<2.00	
10/15/2017		2.0	13.03	153.33	271.87		<2.000	<2.00	
10/16/2017		5.3	13.07	140.67	290.10		<2.000	<2.00	
10/17/2017		2.7	12.09	176.67	282.63		<2.000	<2.00	
10/18/2017		2.3	12.19	172.67	265.04	217.80	<2.000	<2.00	<2.00
10/19/2017	1.4	2.7	12.64	164.00	237.19		<2.000	<2.00	
10/20/2017	1.4	2.0	11.82	172.00	247.48		<2.000	<2.00	
10/21/2017		2.0	11.52	183.33	291.99	225.15	<2.000	<2.00	<2.00
10/22/2017		2.0	11.82	148.00	294.91		<2.000	<2.00	
10/23/2017		2.0	12.42	156.67	268.68		<2.000	<2.00	
10/24/2017		2.0	19.10	208.67	246.49		2.77	<2.00	
10/25/2017	1.7	3.9	31.46	148.67	198.34	136.43	11.60	3.16	<2.00
10/26/2017	8.1	21.7	32.47	94.00	125.06		4.50	2.22	
10/27/2017	1.3	5.7	12.43	128.00	194.08		2.37	<2.00	
10/28/2017		2.4	12.81	141.33	262.46	212.7	2.90	<2.00	<2.00
10/29/2017		4.6	27.05	124.67	216.385		17.00	5.79	
10/30/2017		27.7	42.68	116.00	137.64		4.40	2.05	
10/31/2017		2.4	16.29	98.00	143.42		8.13	2.75	
11/1/2017		15.0	16.36	126.67	196.68	166.97	2.23	<2.00	<2.00
11/2/2017	1.0	2.4	15.35	154.67	223.20		2.70	<2.00	
11/3/2017	2.7	2.4	15.12	154.67	250.80		2.27	<2.00	
11/4/2017		2.4	14.62	148.00	206.91	177.97	2.83	<2.00	2.30
11/5/2017		2.4	15.27	136.67	196.49		2.93	<2.00	
11/6/2017		7.9	15.11	136.67	246.32		2.60	<2.00	
11/7/2017		5.3	15.17	153.33	191.18		4.50	2.41	
11/8/2017	3.7	17.9	15.20	146.67	191.89	165.80	4.43	2.33	<2.00
11/9/2017	3.0	9.1	13.71	145.33	204.57		3.80	<2.00	
11/10/2017	2.6	5.6	13.52	154.67	247.52		4.43	<2.00	
11/11/2017		2.8	13.54	146.67	244.88	205.95	4.90	<2.00	<2.00
11/12/2017		9.6	14.19	148.00	231.93		3.33	2.06	
11/13/2017		3.9	17.95	139.33	232.80		6.43	2.74	
11/14/2017		5.0	14.29	155.33	232.52		5.10	2.61	
11/15/2017		3.5	13.58	167.33	272.34	218.40	4.90	<2.00	<2.00
11/16/2017	5.0	4.5	20.12	176.00	286.67		5.90	3.31	
11/17/2017	4.5	12.6	13.43	130.67	191.36		4.63	2.14	
11/18/2017		5.5	14.72	150.67	283.94	229.95	5.38	2.75	2.14

Date	Enterococci Bacteria (MPN/100mL)	Fecal Coliform Bacteria (MPN/100mL)	Influent Flow (MGD)	Raw Influent TSS (mg/L)	Raw Influent BOD (mg/L)	Raw Influent CBOD (mg/L)	Final Effluent TSS (mg/L)	Final Effluent BOD (mg/L)	Final Effluent CBOD (mg/L)
11/19/2017		6.6	23.96	141.33	201.24		7.11	3.26	
11/20/2017		8.7	13.76	120.67	204.93		5.33	2.54	
11/21/2017		2.0	14.00	163.33	251.17		6.62	2.16	
11/22/2017	10.7	3.4	41.09	159.33	193.78		10.87	4.11	
11/23/2017	2.1	4.8	15.11	118.67	180.04		9.67	2.83	
11/24/2017	4.0	4.0	14.10	128.67	265.11		5.40	2.54	
11/25/2017		2.8	14.64	136.00	Not Reportable	235.80	5.20	2.73	2.09
11/26/2017		2.4	14.16	114.00	204.00		5.53	2.72	
11/27/2017		2.8	14.44	121.33	255.67		5.80	3.15	
11/28/2017		2.7	14.09	95.33	276.31		5.78	2.68	
11/29/2017		2.6	14.21	159.33	248.74		5.16	2.56	2.05
11/30/2017	6.8	5.2	14.59	172.00	248.19		6.98	4.43	
12/1/2017	11.0	8.0	14.10	155.33		230.81	6.83		2.48
12/2/2017	2.0	2.0	14.36	143.33		285.06	6.80		2.29
12/3/2017	1.0	2.0	14.32	148.00		176.00	9.40		2.20
12/4/2017	4.4	8.0	13.51	116.67		209.50	6.73		2.17
12/5/2017	1.7	2.0	18.76	156.00		212.63	8.60		2.75
12/6/2017	4.1	5.7	27.88	160.00		180.03	9.27		3.63
12/7/2017	1.7	4.0	14.31	136.00		236.82	7.20		3.78
12/8/2017	1.0	8.9	14.60	145.33		210.54	6.70		2.32
12/9/2017	4.1	2.0	15.08	139.33		294.03	6.87		2.87
12/10/2017	3.6	17.0	15.90	143.33		196.32	8.20		2.48
12/11/2017	2.8	4.0	14.45	148.67		202.05	7.33		2.17
12/12/2017	5.5	80.0	19.03	158.00		215.44	7.53		2.93
12/13/2017	5.7	11.7	14.27	147.33		190.39	7.47		<2.00
12/14/2017	3.5	4.0	14.25	148.67		205.20	6.33		<2.00
12/15/2017	1.4	2.0	14.77	138.67		208.95	6.47		2.03
12/16/2017	1.4	2.0	14.39	144.67		212.66	6.27		<2.00
12/17/2017	4.9	2.0	14.43	148.67		185.71	6.67		<2.00
12/18/2017	3.1	2.0	14.84	152.67		192.53	5.27		<2.00
12/19/2017	2.0	2.0	14.67	177.33		214.02	5.27		<2.00
12/20/2017	3.9	14.9	14.19	180.00		222.23	4.49		<2.00
12/21/2017	2.0	2.0	13.78	164.67		214.53	3.33		<2.00
12/22/2017	2.3	2.0	14.56	192.67		221.38	3.43		<2.00
12/23/2017	2.9	2.0	28.96	225.33		246.66	6.20		2.20
12/24/2017	5.1	8.0	15.17	124.67		174.35	5.40		<2.00
12/25/2017	5.4	2.0	21.36	139.33		201.24	5.73		<2.00
12/26/2017	1.4	2.0	14.58	131.33		201.19	5.47		<2.00
12/27/2017	4.1	2.0	14.23	159.33		229.67	5.13		<2.00
12/28/2017	5.4	2.0	13.93	156.67		203.69	2.83		<2.00
12/29/2017	4.4	2.0	14.72	141.33		201.61	3.67		<2.00
12/30/2017	2.0	2.0	15.73	149.33		218.57	3.69		<2.00
12/31/2017	1.0	2.0	14.47	148.67		212.01	3.60		<2.00

SLUDGE DATA

BUCKLIN POINT

Bucklin Point Metals Loading from Final Sludge (lbs/yr)

Date	Sludge		Arsenic		Beryllium		Cadmium		Chromium		Copper		Lead		Mercury		Molybdenum		Nickel		Selenium		Silver		Zinc		Cyanide	
	Dry Tons		ppm	lbs	ppm	lbs	ppm	lbs	ppm	lbs	ppm	lbs	ppm	lbs	ppm	lbs	ppm	lbs	ppm	lbs	ppm	lbs	ppm	lbs	ppm	lbs	ppm	lbs
1/3/2017	6.8	4.36			0.40		0.98		66.34		602.74		63.74		0.75		12.71		56.59		7.22		22.55		717.65		2.30	
1/17/2017	6.6	4.57			0.37		1.02		125.76		593.49		68.06		0.74		11.73		78.43		7.04		20.75		720.67		2.10	
Monthly Avg:	6.67	4.46			0.39		1.00		96.05		598.11		65.90		0.75		12.22		67.51		7.13		21.65		719.16		2.20	
Monthly Total in lbs.	332,380		1.48		0.13		0.33		31.93		198.80		21.90		0.25		4.06		22.44		2.37		7.20		239.03		0.73	
2/7/2017	5.1	3.92			0.40		1.21		116.78		603.50		72.79		0.69		13.75		78.32		6.01		21.54		739.41		2.00	
2/14/2017	6.4	3.38			0.37		1.03		97.75		566.49		65.53		0.75		11.33		66.42		5.82		18.35		662.01		2.90	
Monthly Avg:	5.78	3.65			0.38		1.12		107.27		584.99		69.16		0.72		12.54		72.37		5.92		19.94		700.71		2.45	
Monthly Total in lbs.	395,180		1.44		0.15		0.44		42.39		231.18		27.33		0.28		4.96		28.60		2.34		7.88		276.91		0.97	
3/7/2017	6.2	4.34			0.36		0.87		168.88		549.80		64.95		0.45		10.62		135.25		7.28		16.10		707.54		3.90	
3/21/2017	6.2	4.94			0.46		1.00		190.52		581.17		67.08		0.30		11.27		148.13		7.84		15.58		766.89		3.30	
Monthly Avg:	6.21	4.64			0.41		0.93		179.70		565.49		66.02		0.38		10.95		141.69		7.56		15.84		737.22		3.60	
Monthly Total in lbs.	359,147		1.67		0.15		0.34		64.54		203.09		23.71		0.13		3.93		50.89		2.72		5.69		264.77		1.29	
4/4/2017	6.2	4.78			0.53		1.86		220.82		597.02		71.36		0.42		11.31		179.72		7.93		14.60		744.23		2.70	
4/18/2017	5.7	4.60			0.56		1.86		221.63		585.58		79.91		0.46		9.94		192.55		7.06		12.44		685.21		3.30	
Monthly Avg:	5.99	4.69			0.54		1.86		221.22		591.30		75.63		0.44		10.62		186.13		7.49		13.52		714.72		3.00	
Monthly Total in lbs.	282,460		1.32		0.15		0.52		62.49		167.02		21.36		0.12		3.00		52.58		2.12		3.82		201.88		0.85	
5/2/2017	7.6	4.62			0.47		1.20		227.16		620.04		88.44		0.92		9.79		240.19		7.04		11.75		761.55		3.99	
5/16/2017	7.3	4.67			0.53		1.19		187.28		615.88		91.99		0.95		9.64		190.19		7.34		10.40		770.82		2.45	
Monthly Avg:	7.46	4.64			0.50		1.19		207.22		617.96		90.22		0.94		9.72		215.19		7.19		11.07		766.18		3.22	
Monthly Total in lbs.	371,260		1.72		0.19		0.44		76.93		229.42		33.49		0.35		3.61		79.89		2.67		4.11		284.45		1.20	
6/6/2017	7.4	4.26			0.71		1.98		179.53		639.47		82.96		0.73		10.54		201.78		8.04		9.98		734.52		7.60	
6/13/2017	6.0	4.69			0.72		2.19		195.17		717.73		98.17		0.84		11.36		201.43		8.41		10.33		837.02		6.60	
6/20/2017	6.6	4.05			0.63		2.07		619.40		79.67		153.43		0.84		9.76		152.99		6.57		9.13		724.45		6.60	
Monthly Avg:	6.66	4.33			0.69		2.08		176.04		658.86		86.93		0.78		10.56		185.40		7.67		9.81		765.33		7.10	
Monthly Total in lbs.	370,960		1.61		0.26		0.77		65.30		244.41		32.25		0.29		3.92		68.78		2.85		3.64		283.91		2.63	
7/4/2017	6.8	4.34			0.68		2.02		136.44		631.69		85.49		0.93		10.40		129.07		6.32		9.48		766.45		4.83	
7/18/2017	6.8	4.68			0.07		2.15		190.81		655.80		100.74		1.21		10.92		137.28		6.56		10.43		863.21		6.34	
Monthly Avg:	6.78	4.51			0.37		2.09		163.63		643.74		93.11		1.07		10.66		133.18		6.44		9.95		814.83		5.59	
Monthly Total in lbs.	310,520		1.40		0.12		0.65		50.81		199.89		28.91		0.33		3.31		41.35		2.00		3.09		253.02		1.73	
8/1/2017	7.6	4.54			0.71		2.01		168.02		625.72		103.13		0.15		10.25		107.57		6.10		10.72		884.50		0.71	
8/15/2017	5.6	4.60			0.75		2.00		250.37		628.84		96.65		0.45		10.38		143.62		5.88		12.15		910.26		0.71	
Monthly Avg:	6.57	4.57			0.73		2.00		209.19		627.28		99.89		0.30		10.32		125.60		5.99		11.43		897.38		0.71	
Monthly Total in lbs.	346,620		1.58		0.25		0.69		72.51		217.43		34.62		0.10		3.58		43.53		2.08		3.96		311.05		0.25	
9/5/2017	6.8	4.77			0.58		2.99		211.47		617.84		77.54		0.27		11.73		126.47		6.20		12.73		891.51		0.56	
9/19/2017	7.1	4.82			0.66		1.32		211.52		580.87		77.81		0.38		11.40		121.00		5.70		13.81		821.54		0.53	
9/26/2017	7.1	5.91			0.63		1.06		210.31		601.14		78.13		0.84		11.40		116.34		5.91		14.78		813.77		6.54	
Monthly Avg:	6.97	5.17			0.62		1.79		211.10		599.95		77.83		0.33		11.51		121.27		5.94		13.77		842.28		0.54	
Monthly Total in lbs.	341,060		1.76		0.21		0.61		72.00		204.62		26.54		0.11		3.93		41.36		2.02		4.70		287.27		0.19	
10/3/2017	6.7	5.25			0.39		1.23		179.12		579.73		69.59		0.59		10.37		101.43		6.22		14.03		775.06		0.65	
10/17/2017	6.8	5.78			0.29		1.25		149.07		594.01		68.10		0.60		10.93		96.38		5.69		15.56		809.86		0.39	
Monthly Avg:	6.77	5.51			0.34		1.24		164.10		586.87		68.85		0.59		10.65		98.90		5.96		14.80		792.46		0.52	
Monthly Total in lbs.	381,020		2.10		0.13		0.47		62.52		223.61		26.23		0.23		4.06		37.68		2.27		5.64		301.94		0.20	
11/7/2017	6.7	4.42			0.69		2.77		136.99		537.10		78.76		0.29		10.07		93.60		4.31		17.83		744.97		0.65	
11/22/2017	12.9	4.96			0.77		2.85		118.77		588.44		68.81		0.26		10.87		83.71		5.73		17.92		744.83		0.54	
Monthly Avg:	9.81	4.69			0.73		2.81		127.88		562.77		73.79		0.28		10.47		88.65		5.02		17.87		744.90		0.60	
Monthly Total in lbs.	370,460		1.74		0.27		1.04		47.37		208.49		27.33		0.10		3.88		32.84		1.86		6.62		275.96		0.22	
12/5/2017	6.8	6.02			0.69		3.00		101.42		631.12		75.61		0.19		11.76		73.30		6.11		18.44		791.32		0.36	
12/19/2017	7.5	4.69			0.59		2.55		101.86		546.99		69.09		0.03		9.62		72.62		5.36		15.70		683.40		1.00	
Monthly Avg:	7.11	5.35			0.64		2.77		101.64		589.06		72.35		0.11		10.69		72.96		5.73		17.07		737.36		0.68	
Monthly Total in lbs.	286,960		1.54		0.18		0.80		29.17		169.04		20.76		0.03		3.07		20.94		1.65							

Bucklin Point Metals Loading from Final Sludge (lbs/yr)

Year	Arsenic	Beryllium	Cadmium	Chromium	Copper	Lead	Mercury	Molybdeum	Nickel	Selenium	Silver	Zinc	Cyanide
1994	16.2		35.4	655.5	3839.7	723.4	84.2		627.6		171.3	4234.5	64.3
1995			35.8	681.0	4306.7	551.8	55.9		539.8		126.2	3495.8	57.6
1996													
1997	16.0		52.9	1177.6	4589.3	1183.6	16.0		1074.4		339.8	4349.4	58.9
1998	12.2		44.8	1263.0	4743.4	1128.3	12.2		977.8		463.4	5838.9	27.7
1999	11.1		44.4	993.6	3906.8	930.3	11.1		716.9		473.0	5945.8	24.3
2000	38.3		60.8	1304.1	5164.7	1073.2	16.8	171.8	1345.4		467.7	7104.0	24.8
2001	57.8	13.6	38.6	1003.3	4132.9	900.1	12.0	167.4	985.3	44.4	371.2	6336.5	33.6
2002	43.7	6.1	27.1	755.0	4565.0	1034.3	18.0	148.9	840.7	37.6	385.8	7226.0	13.3
2003	30.2	6.6	29.2	2669.3	3439.4	772.3	10.0	69.3	868.1	32.1	273.0	5973.1	8.9
2004	27.6	7.3	45.5	851.5	3733.7	739.0	11.6	62.0	794.7	36.1	225.0	6759.2	7.6
2005	18.8	5.9	30.9	969.5	4468.6	682.1	8.9	77.4	781.5	32.5	153.0	5469.7	10.3
2006	25.5	2.0	24.4	2398.8	3657.0	713.0	6.8	37.1	1089.2	33.9	165.4	4953.9	12.0
2007	11.2	5.2	25.7	4143.3	4676.1	633.5	9.3	70.7	1389.7	14.4	177.5	5635.0	22.8
2008	8.9	14.1	23.3	5594.6	4209.5	585.4	36.0	84.7	1568.6	17.4	116.8	5519.0	27.4
2009	18.1	8.2	20.6	1054.3	3132.4	516.6	4.6	79.6	438.2	14.6	62.5	4895.0	19.3
2010	20.7	7.0	17.5	619.0	3075.2	445.7	14.4	74.3	318.1	14.6	58.1	3949.5	17.1
2011	19.3	9.0	13.9	499.9	2159.5	474.2	4.9	90.0	294.1	15.1	66.4	3583.1	14.5
2012	18.2	8.4	13.5	370.6	2502.2	370.7	4.3	84.3	269.2	16.0	56.8	3388.8	24.9
2013	21.1	1.9	11.7	349.5	2493.6	381.4	4.0	45.4	271.9	21.2	54.1	3264.5	19.6
2014	26.6	2.5	11.1	432.7	3268.3	373.4	2.9	51.5	335.1	30.3	57.8	3499.3	19.1
2015	25.4	2.3	7.4	422.7	3125.3	367.9	3.3	49.2	346.2	31.9	54.6	3619.9	21.8
2016	24.1	2.2	5.8	397.4	2872.2	365.9	3.9	54.1	347.5	28.4	80.7	3620.5	17.9
2017	19.4	2.2	7.1	678.0	2497.0	324.5	2.3	45.3	520.9	26.9	61.2	3191.8	10.5

SEPTAGE DATA

BUCKLIN POINT

Septage Monitoring Data - 2017 Results in ppb

Sample No.	Date	Cd	Cd (MDL)	Cr	Cr (MDL)	Cu	Cu (MDL)	Pb	Pb (MDL)	Ni	Ni (MDL)	Ag	Ag (MDL)	Zn	Zn (MDL)
BB59473	1/3/2017	0.0165	0.015	0.1390	0.075	15.00	0.02	0.4510	0.075	0.1750	0.05	0.0437	0.04	18.20	0.06
BB59474	1/4/2017	<0.0150	0.015	<0.0750	0.075	6.150	0.02	0.3630	0.075	0.0833	0.05	<0.0400	0.04	8.220	0.06
BB59475	1/6/2017	<0.0150	0.015	0.5620	0.075	11.40	0.02	1.140	0.075	0.5070	0.05	<0.0400	0.04	24.20	0.06
BB60207	1/9/2017	<0.0150	0.015	<0.0750	0.075	1.480	0.02	0.0811	0.075	<0.0500	0.05	<0.0400	0.04	2.700	0.06
BB60206	1/10/2017	0.0177	0.015	0.1410	0.075	5.010	0.02	0.4920	0.075	0.130	0.05	<0.0400	0.04	13.80	0.06
BB60205	1/11/2017	0.0259	0.015	0.1590	0.075	19.00	0.02	0.8520	0.075	0.4560	0.05	<0.0400	0.04	18.10	0.06
BB60710	1/17/2017	<0.0150	0.015	<0.0750	0.075	2.320	0.02	0.0983	0.075	0.0567	0.05	<0.0400	0.04	2.910	0.06
BB60711	1/18/2017	0.0195	0.015	0.2890	0.075	33.40	0.02	0.670	0.075	0.280	0.05	<0.0400	0.04	32.30	0.3
BB60712	1/19/2017	<0.0150	0.015	1.170	0.075	9.510	0.02	0.3340	0.075	4.930	0.05	<0.0400	0.04	17.20	0.06
BB61493	1/24/2017	<0.0150	0.015	0.0794	0.075	8.960	0.02	0.5580	0.075	0.1280	0.05	<0.0400	0.04	12.30	0.06
BB61494	1/25/2017	0.0427	0.015	0.1610	0.075	38.20	0.02	2.090	0.075	0.8780	0.05	0.0690	0.04	22.20	0.06
BB61495	1/26/2017	0.0156	0.015	0.1250	0.075	8.240	0.02	0.7150	0.075	0.2120	0.05	<0.0400	0.04	18.50	0.06
BB62045	2/1/2017	0.0205	0.015	<0.0750	0.075	5.390	0.02	0.3210	0.075	0.1310	0.05	<0.0400	0.04	13.50	0.06
BB62046	2/2/2017	<0.0150	0.015	<0.0750	0.075	4.200	0.02	0.4590	0.075	0.0762	0.05	<0.0400	0.04	7.600	0.06
BB62047	2/3/2017	<0.0150	0.015	0.0762	0.075	15.80	0.02	0.4340	0.075	0.2550	0.05	<0.0400	0.04	14.30	0.06
BB62795	2/6/2017	0.0238	0.015	0.1230	0.075	11.20	0.02	3.460	0.075	0.1330	0.05	0.0787	0.04	15.10	0.06
BB62796	2/7/2017	0.0160	0.015	0.0986	0.075	12.10	0.02	0.5110	0.075	0.1880	0.05	<0.0400	0.04	15.80	0.06
BB62797	2/8/2017	<0.0150	0.015	<0.0750	0.075	5.090	0.02	0.190	0.075	0.0895	0.05	<0.0400	0.04	8.370	0.06
BB63242	2/14/2017	0.0329	0.015	0.2220	0.075	34.90	0.02	0.2460	0.075	0.3110	0.05	<0.0400	0.04	35.55	0.3
BB63241	2/17/2017	<0.0150	0.015	<0.0750	0.075	0.7660	0.02	<0.0750	0.075	<0.0500	0.05	<0.0400	0.04	1.380	0.06
BB63240	2/20/2017	<0.0150	0.015	<0.0750	0.075	4.990	0.02	0.1120	0.075	0.0718	0.05	<0.0400	0.04	6.660	0.06
BB64090	2/21/2017	<0.0150	0.015	0.1730	0.075	15.10	0.02	0.2880	0.075	0.1780	0.05	<0.0400	0.04	13.80	0.06
BB64091	2/22/2017	<0.0150	0.015	<0.0750	0.075	2.340	0.02	<0.0750	0.075	<0.0500	0.05	<0.0400	0.04	3.010	0.06
BB64092	2/23/2017	<0.0150	0.015	0.1150	0.075	9.040	0.02	0.2060	0.075	0.1350	0.05	0.0511	0.04	14.10	0.06
BB64615	3/1/2017	<0.0150	0.015	0.1120	0.075	11.30	0.02	0.3160	0.075	0.1630	0.05	<0.0400	0.04	12.60	0.06
BB64616	3/2/2017	<0.0150	0.015	0.1330	0.075	6.030	0.02	1.200	0.075	0.1070	0.05	<0.0400	0.04	12.00	0.06
BB64617	3/3/2017	<0.0150	0.015	<0.0750	0.075	2.840	0.02	0.2770	0.075	0.0842	0.05	<0.0400	0.04	9.500	0.06
BB65399	3/8/2017	0.0255	0.015	0.1090	0.075	10.70	0.02	0.6990	0.075	0.2110	0.05	<0.0400	0.04	19.70	0.06
BB65400	3/9/2017	0.0164	0.015	<0.0750	0.075	8.700	0.02	0.3050	0.075	0.1490	0.05	0.0427	0.04	15.30	0.06
BB65401	3/10/2017	<0.0150	0.015	<0.0750	0.075	3.590	0.02	0.9540	0.075	0.1060	0.05	<0.0400	0.04	11.00	0.06
BB65930	3/13/2017	<0.0150	0.015	0.0806	0.075	5.420	0.02	0.3290	0.075	0.1030	0.05	<0.0400	0.04	11.60	0.06
BB65929	3/15/2017	0.3540	0.015	0.1570	0.075	10.40	0.02	1.550	0.075	0.1680	0.05	<0.0400	0.04	12.10	0.06
BB65928	3/17/2017	<0.0150	0.015	0.1210	0.075	15.50	0.02	0.1140	0.075	0.1020	0.05	<0.0400	0.04	9.810	0.06
BB66648	3/22/2017	<0.0150	0.015	<0.0750	0.075	7.800	0.02	0.3080	0.075	0.0919	0.05	<0.0400	0.04	8.960	0.06
BB66649	3/24/2017	<0.0150	0.015	<0.0750	0.075	4.590	0.02	0.2690	0.075	0.0814	0.05	<0.0400	0.04	9.320	0.06
BB66650	3/25/2017	0.0186	0.015	0.1310	0.075	4.650	0.02	0.5290	0.075	0.2430	0.05	<0.0400	0.04	14.50	0.06
BB66653	3/28/2017	0.0153	0.015	0.0771	0.075	15.80	0.02	0.650	0.075	0.2260	0.05	<0.0400	0.04	14.40	0.06
BB66652	3/30/2017	<0.0150	0.015	<0.0750	0.075	0.4650	0.02	<0.0750	0.075	<0.0500	0.05	<0.0400	0.04	1.330	0.06
BB66651	3/31/2017	<0.0150	0.015	<0.0750	0.075	5.010	0.02	0.220	0.075	0.1260	0.05	<0.0400	0.04	9.030	0.06
BB68028	4/6/2017	<0.0150	0.015	<0.0750	0.075	7.470	0.02	0.2160	0.075	0.1270	0.05	<0.0400	0.04	10.90	0.06
BB68029	4/7/2017	<0.0150	0.015	0.1230	0.075	11.30	0.02	0.4840	0.075	0.3010	0.05	<0.0400	0.04	16.60	0.06
BB68030	4/8/2017	<0.0150	0.015	<0.0750	0.075	1.450	0.02	<0.0750	0.075	<0.0500	0.05	<0.0400	0.04	2.470	0.06
BB68598	4/13/2017	<0.0150	0.015	0.0846	0.075	11.60	0.02	0.6980	0.075	0.2660	0.05	<0.0400	0.04	13.20	0.06
BB68599	4/14/2017	<0.0150	0.015	<0.0750	0.075	5.120	0.02	0.1870	0.075	0.0707	0.05	<0.0400	0.04	6.340	0.06
BB68600	4/15/2017	0.0151	0.015	<0.0750	0.075	13.70	0.02	0.4180	0.075	0.2010	0.05	<0.0400	0.04	12.00	0.06

Septage Monitoring Data - 2017 Results in ppb

Sample No.	Date	Cd	Cd (MDL)	Cr	Cr (MDL)	Cu	Cu (MDL)	Pb	Pb (MDL)	Ni	Ni (MDL)	Ag	Ag (MDL)	Zn	Zn (MDL)
BB67219	4/17/2017	0.0178	0.015	<0.0750	0.075	5.990	0.02	0.2830	0.075	0.0960	0.05	<0.0400	0.04	9.620	0.06
BB67221	4/19/2017	<0.0150	0.015	<0.0750	0.075	7.050	0.1	0.2170	0.075	0.1090	0.05	<0.0400	0.04	8.330	0.06
BB67223	4/21/2017	0.0177	0.015	0.0757	0.075	16.80	0.02	0.5650	0.075	0.2330	0.05	<0.0400	0.04	17.70	0.06
BB69892	4/27/2017	<0.0150	0.015	<0.0750	0.075	3.340	0.02	0.2080	0.075	0.0984	0.05	<0.0400	0.04	12.50	0.06
BB69891	4/28/2017	<0.0150	0.015	<0.0750	0.075	7.630	0.02	0.1240	0.075	0.1280	0.05	<0.0400	0.04	6.390	0.06
BB69890	4/29/2017	0.0176	0.015	0.0907	0.075	18.20	0.02	0.3410	0.075	0.1950	0.05	0.1060	0.04	13.80	0.06
BB69377	5/2/2017	<0.0150	0.015	<0.0750	0.075	6.450	0.02	0.3070	0.075	0.0931	0.05	<0.0400	0.04	11.80	0.06
BB69376	5/3/2017	<0.0150	0.015	<0.0750	0.075	4.650	0.02	0.200	0.075	0.120	0.05	<0.0400	0.04	13.10	0.06
BB69375	5/5/2017	<0.0150	0.015	<0.0750	0.075	7.000	0.02	0.3310	0.075	0.1090	0.05	<0.0400	0.04	13.30	0.06
BB71290	5/8/2017	<0.0150	0.015	0.100	0.075	11.10	0.02	0.7830	0.075	0.110	0.05	<0.0400	0.04	14.10	0.06
BB71291	5/11/2017	<0.0150	0.015	<0.0750	0.075	13.40	0.02	0.3190	0.075	0.1750	0.05	<0.0400	0.04	8.080	0.06
BB71292	5/12/2017	<0.0150	0.015	<0.0750	0.075	8.050	0.02	0.4070	0.075	0.1080	0.05	<0.0400	0.04	11.60	0.06
BB71293	5/18/2017	<0.0150	0.015	<0.0750	0.075	4.480	0.02	0.1410	0.075	0.0913	0.05	<0.0400	0.04	10.70	0.06
BB71294	5/19/2017	<0.0150	0.015	<0.0750	0.075	2.440	0.02	<0.0750	0.075	<0.0500	0.05	<0.0400	0.04	4.310	0.06
BB71295	5/20/2017	<0.0150	0.015	0.0867	0.075	5.790	0.02	0.2220	0.075	0.1510	0.05	<0.0400	0.04	11.90	0.06
BB72598	5/25/2017	<0.0150	0.015	<0.0750	0.075	3.500	0.02	0.1040	0.075	0.0838	0.05	<0.0400	0.04	8.510	0.06
BB72599	5/26/2017	<0.0150	0.015	0.0939	0.075	13.20	0.02	0.8320	0.075	0.1760	0.05	0.0567	0.04	16.30	0.06
BB72600	5/27/2017	<0.0150	0.015	<0.0750	0.075	5.830	0.02	0.1490	0.075	0.1330	0.05	<0.0400	0.04	9.860	0.06
BB70680	6/1/2017	<0.0150	0.015	<0.0750	0.075	3.640	0.02	0.1910	0.075	0.1080	0.05	<0.0400	0.04	11.20	0.06
BB70681	6/2/2017	<0.0150	0.015	<0.0750	0.075	2.940	0.02	<0.0750	0.075	0.0718	0.05	<0.0400	0.04	5.010	0.06
BB70682	6/3/2017	<0.0150	0.015	<0.0750	0.075	0.4470	0.02	<0.0750	0.075	<0.0500	0.05	<0.0400	0.04	1.660	0.06
BB73292	6/8/2017	<0.0150	0.015	0.0857	0.075	10.50	0.02	0.280	0.075	0.2510	0.05	<0.0400	0.04	18.30	0.06
BB73291	6/9/2017	<0.0150	0.015	<0.0750	0.075	1.780	0.02	<0.0750	0.075	0.0515	0.05	<0.0400	0.04	2.930	0.06
BB73290	6/10/2017	<0.0150	0.015	<0.0750	0.075	8.310	0.02	<0.0750	0.075	<0.0500	0.05	<0.0400	0.04	3.520	0.06
BB71932	6/13/2017	<0.0150	0.015	<0.0750	0.075	3.980	0.02	0.3270	0.075	0.0917	0.05	<0.0400	0.04	11.10	0.06
BB71931	6/14/2017	<0.0150	0.015	<0.0750	0.075	0.2880	0.02	<0.0750	0.075	<0.0500	0.05	<0.0400	0.04	1.450	0.06
BB71930	6/15/2017	<0.0150	0.015	0.0756	0.075	14.80	0.02	0.3490	0.075	0.1370	0.05	<0.0400	0.04	17.50	0.06
BB75236	6/19/2017	<0.0150	0.015	<0.0750	0.075	2.710	0.02	0.1590	0.075	0.0791	0.05	<0.0400	0.04	8.820	0.06
BB75237	6/20/2017	<0.0150	0.015	<0.0750	0.075	0.9790	0.02	<0.0750	0.075	0.0908	0.05	<0.0400	0.04	2.390	0.06
BB75238	6/21/2017	<0.0150	0.015	<0.0750	0.075	6.910	0.02	0.1330	0.075	0.1170	0.05	<0.0400	0.04	5.570	0.06
BB73293	6/29/2017	<0.0150	0.015	<0.0750	0.075	5.040	0.02	0.4040	0.075	0.1650	0.05	<0.0400	0.04	9.430	0.06
BB73294	6/30/2017	<0.0150	0.015	<0.0750	0.075	2.100	0.02	0.0925	0.075	0.0896	0.05	<0.0400	0.04	3.560	0.06
BB73295	7/1/2017	0.0162	0.015	<0.0750	0.075	2.840	0.02	0.130	0.075	<0.0500	0.05	<0.2	0.2	3.730	0.06
BB74632	7/3/2017	<0.0150	0.015	<0.0750	0.075	0.840	0.02	<0.0750	0.075	<0.0500	0.05	<0.0400	0.04	1.330	0.06
BB74633	7/6/2017	<0.0150	0.015	<0.0750	0.075	1.920	0.02	0.1030	0.075	0.0757	0.05	<0.0400	0.04	6.950	0.06
BB74634	7/7/2017	<0.0150	0.015	<0.0750	0.075	1.540	0.02	<0.0750	0.075	<0.0500	0.05	<0.0400	0.04	3.290	0.06
BB71935	7/11/2017	<0.0150	0.015	<0.0750	0.075	6.070	0.02	0.2870	0.075	0.1790	0.05	<0.0400	0.04	12.10	0.06
BB71934	7/14/2017	<0.0150	0.015	<0.0750	0.075	3.770	0.02	0.1610	0.075	0.2320	0.05	<0.0400	0.04	10.60	0.06
BB71933	7/15/2017	<0.0150	0.015	<0.0750	0.075	1.830	0.02	0.0940	0.075	0.1020	0.05	<0.0400	0.04	6.280	0.06
BB74636	7/18/2017	<0.0150	0.015	<0.0750	0.075	1.120	0.02	<0.0750	0.075	<0.0500	0.05	<0.0400	0.04	1.810	0.06
BB74635	7/19/2017	<0.0150	0.015	<0.0750	0.075	10.10	0.02	0.3370	0.075	0.1380	0.05	<0.0400	0.04	7.620	0.06
BB74637	7/21/2017	0.0183	0.015	0.0808	0.075	12.10	0.02	0.3250	0.075	0.640	0.05	<0.0400	0.04	20.00	0.06
BB73899	7/24/2017	<0.0150	0.015	<0.0750	0.075	8.970	0.02	0.2870	0.075	0.4560	0.05	<0.0400	0.04	13.90	0.06
BB73900	7/25/2017	0.0327	0.015	0.1860	0.075	19.50	0.02	0.4820	0.075	0.3180	0.05	0.0727	0.04	34.25	0.3
BB73901	7/29/2017	<0.0150	0.015	<0.0750	0.075	6.710	0.02	0.2120	0.075	0.3320	0.05	<0.0400	0.04	14.10	0.06

Septage Monitoring Data - 2017 Results in ppb

Sample No.	Date	Cd	Cd (MDL)	Cr	Cr (MDL)	Cu	Cu (MDL)	Pb	Pb (MDL)	Ni	Ni (MDL)	Ag	Ag (MDL)	Zn	Zn (MDL)
BB79087	7/31/2017	<0.0150	0.015	<0.0750	0.075	2.610	0.02	<0.0750	0.075	0.0578	0.05	<0.0400	0.04	4.440	0.06
BB79086	8/1/2017	<0.0150	0.015	<0.0750	0.075	3.950	0.02	0.1250	0.075	0.3230	0.05	<0.0400	0.04	6.420	0.06
BB79085	8/2/2017	<0.0150	0.015	<0.0750	0.075	6.180	0.02	0.2260	0.075	0.2160	0.05	<0.0400	0.04	11.00	0.06
BB79836	8/10/2017	<0.0150	0.015	<0.0750	0.075	4.280	0.02	0.4170	0.075	<0.0500	0.05	<0.0400	0.04	3.690	0.06
BB79835	8/11/2017	<0.0150	0.015	<0.0750	0.075	2.780	0.02	0.2460	0.075	<0.0500	0.05	<0.0400	0.04	2.410	0.06
BB79834	8/12/2017	0.0708	0.015	0.2050	0.075	19.20	0.02	1.200	0.075	0.8660	0.05	0.2580	0.04	33.50	0.3
BB80266	8/15/2017	<0.0150	0.015	<0.0750	0.075	0.7720	0.02	<0.0750	0.075	0.0945	0.05	<0.0400	0.04	2.000	0.06
BB80265	8/16/2017	<0.0150	0.015	<0.0750	0.075	0.6020	0.02	0.2680	0.075	<0.0500	0.05	<0.0400	0.04	5.550	0.06
BB80264	8/18/2017	0.0675	0.015	0.2510	0.075	42.10	0.02	1.010	0.075	0.3240	0.05	<0.0400	0.04	46.95	0.3
BB79082	8/24/2017	<0.0150	0.015	<0.0750	0.075	5.070	0.02	0.2730	0.075	0.4190	0.05	<0.0400	0.04	8.860	0.06
BB79084	8/25/2017	<0.0150	0.015	<0.0750	0.075	1.510	0.02	<0.0750	0.075	<0.0500	0.05	<0.0400	0.04	2.560	0.06
BB79083	8/26/2017	<0.0150	0.015	<0.0750	0.075	0.8060	0.02	<0.0750	0.075	<0.0500	0.05	<0.0400	0.04	0.9470	0.06
BB82202	8/30/2017	<0.0150	0.015	<0.0750	0.075	4.410	0.02	<0.0750	0.075	<0.0500	0.05	<0.0400	0.04	3.310	0.06
BB82201	9/1/2017	<0.0150	0.015	<0.0750	0.075	2.250	0.02	<0.0750	0.075	0.0655	0.05	<0.0400	0.04	3.640	0.06
BB82200	9/2/2017	<0.0150	0.015	<0.0750	0.075	4.490	0.02	0.0798	0.075	0.0529	0.05	<0.0400	0.04	4.110	0.06
BB82407	9/6/2017	<0.0150	0.015	<0.0750	0.075	3.710	0.02	0.1310	0.075	0.110	0.05	<0.0400	0.04	8.270	0.06
BB82406	9/7/2017	<0.015	0.015	<0.075	0.075	4.830	0.02	0.131	0.075	0.204	0.05	<0.040	0.04	4.678	0.06
BB82405	9/9/2017	0.0158	0.015	<0.0750	0.075	9.100	0.02	0.450	0.075	0.0812	0.05	<0.0400	0.04	12.90	0.06
BB83010	9/14/2017	<0.015	0.015	<0.075	0.075	0.620	0.02	<0.075	0.075	<0.050	0.05	<0.040	0.04	1.398	0.06
BB83009	9/15/2017	<0.015	0.015	<0.075	0.075	4.034	0.02	0.233	0.075	0.103	0.05	<0.040	0.04	11.250	0.06
BB83008	9/16/2017	<0.015	0.015	<0.075	0.075	3.383	0.02	0.133	0.075	<0.050	0.05	<0.040	0.04	3.739	0.06
BB83857	9/18/2017	<0.015	0.015	<0.075	0.075	5.450	0.02	0.151	0.075	<0.050	0.05	<0.040	0.04	2.866	0.06
BB83855	9/19/2017	0.016	0.015	0.084	0.075	12.107	0.02	0.449	0.075	0.136	0.05	<0.040	0.04	19.745	0.06
BB83856	9/20/2017	0.017	0.015	<0.075	0.075	13.015	0.02	0.311	0.075	0.106	0.05	<0.040	0.04	14.528	0.06
BB81090	9/28/2017	<0.015	0.015	0.111	0.075	13.753	0.02	0.370	0.075	0.142	0.05	<0.040	0.04	16.012	0.06
BB81091	9/29/2017	<0.015	0.015	<0.075	0.075	5.129	0.02	0.385	0.075	0.111	0.05	<0.040	0.04	10.602	0.06
BB81092	9/30/2017	0.015	0.015	<0.075	0.075	7.048	0.02	0.323	0.075	0.141	0.05	<0.040	0.04	16.661	0.06
BB85087	10/2/2017	0.021	0.015	0.076	0.075	12.801	0.02	0.321	0.075	0.157	0.05	<0.040	0.04	17.102	0.06
BB85086	10/3/2017	<0.015	0.015	0.114	0.075	8.560	0.02	0.804	0.075	0.156	0.05	<0.040	0.04	16.070	0.06
BB85085	10/4/2017	0.025	0.015	0.169	0.075	51.225	0.1	1.996	0.075	0.329	0.05	0.046	0.04	41.535	0.3
BB81689	10/10/2017	<0.015	0.015	<0.075	0.075	3.104	0.02	0.116	0.075	0.066	0.05	<0.040	0.04	7.101	0.06
BB81688	10/11/2017	0.023	0.015	0.136	0.075	31.183	0.02	0.548	0.075	0.345	0.05	<0.040	0.04	38.425	0.06
BB81687	10/13/2017	<0.015	0.015	<0.075	0.075	0.321	0.02	<0.075	0.075	<0.050	0.05	<0.040	0.04	1.173	0.06
BB86332	10/16/2017	<0.015	0.015	<0.075	0.075	2.220	0.02	0.101	0.075	<0.050	0.05	<0.040	0.04	4.091	0.06
BB86331	10/17/2017	<0.015	0.015	<0.075	0.075	4.987	0.02	0.296	0.075	0.106	0.05	<0.040	0.04	12.564	0.06
BB86330	10/18/2017	<0.015	0.015	<0.075	0.075	6.156	0.02	0.186	0.075	0.078	0.05	<0.040	0.04	7.252	0.06
BB86889	10/23/2017	<0.015	0.015	<0.075	0.075	5.779	0.02	0.227	0.075	0.098	0.05	<0.040	0.04	10.203	0.06
BB86888	10/24/2017	<0.015	0.015	<0.075	0.075	8.846	0.02	0.324	0.075	0.103	0.05	<0.040	0.04	11.047	0.06
BB86887	10/25/2017	0.019	0.015	0.128	0.075	15.103	0.02	0.618	0.075	0.166	0.05	<0.040	0.04	20.593	0.06
BB85088	11/2/2017	<0.015	0.015	<0.075	0.075	3.352	0.02	0.201	0.075	0.081	0.05	<0.040	0.04	8.825	0.06
BB85089	11/3/2017	0.015	0.015	0.226	0.075	11.545	0.02	1.960	0.075	0.186	0.05	<0.040	0.04	16.416	0.06
BB85090	11/4/2017	<0.015	0.015	<0.075	0.075	0.236	0.02	<0.075	0.075	<0.050	0.05	<0.040	0.04	0.836	0.06
BB84354	11/8/2017	<0.015	0.015	<0.075	0.075	9.528	0.02	0.178	0.075	0.055	0.05	<0.040	0.04	7.229	0.06
BB84353	11/10/2017	<0.015	0.015	<0.075	0.075	1.289	0.02	<0.075	0.075	0.051	0.05	<0.040	0.04	3.551	0.06
BB84352	11/11/2017	<0.015	0.015	<0.075	0.075	1.495	0.02	<0.075	0.075	<0.050	0.05	<0.200	0.2	2.546	0.06

Septage Monitoring Data - 2017 Results in ppb

Sample No.	Date	Cd	Cd (MDL)	Cr	Cr (MDL)	Cu	Cu (MDL)	Pb	Pb (MDL)	Ni	Ni (MDL)	Ag	Ag (MDL)	Zn	Zn (MDL)
BB88918	11/13/2017	0.027	0.015	0.102	0.075	11.591	0.02	0.944	0.075	0.214	0.05	<0.040	0.04	19.110	0.06
BB88919	11/14/2017	<0.015	0.015	<0.075	0.075	6.034	0.02	0.651	0.075	0.180	0.05	<0.040	0.04	14.074	0.06
BB88920	11/17/2017	<0.015	0.015	<0.075	0.075	5.422	0.02	1.280	0.075	0.133	0.05	<0.040	0.04	11.213	0.06
BB89483	11/20/2017	<0.015	0.015	<0.075	0.075	2.351	0.02	0.098	0.075	0.059	0.05	<0.040	0.04	9.114	0.06
BB89482	11/22/2017	<0.015	0.015	<0.075	0.075	2.246	0.02	0.572	0.075	0.078	0.05	<0.040	0.04	9.209	0.06
BB89484	11/25/2017	0.016	0.015	0.144	0.075	8.170	0.02	0.414	0.075	0.231	0.05	0.044	0.04	19.606	0.06
BB90376	11/30/2017	0.016	0.015	0.125	0.075	15.261	0.02	2.633	0.075	0.156	0.05	<0.040	0.04	15.058	0.06
BB90377	12/1/2017	0.017	0.015	0.111	0.075	8.447	0.02	0.776	0.075	0.151	0.05	<0.040	0.04	14.670	0.06
BB90378	12/2/2017	<0.015	0.015	<0.075	0.075	2.345	0.02	0.139	0.075	0.062	0.05	<0.040	0.04	6.531	0.06
BB90912	12/7/2017	0.015	0.015	0.076	0.075	15.496	0.02	0.530	0.075	0.124	0.05	<0.040	0.04	14.785	0.06
BB90911	12/8/2017	<0.015	0.015	0.084	0.075	9.766	0.02	0.219	0.075	0.374	0.05	<0.040	0.04	11.057	0.06
BB90913	12/9/2017	<0.015	0.015	<0.075	0.075	2.518	0.02	0.093	0.075	0.055	0.05	<0.040	0.04	2.834	0.06
BB91500	12/13/2017	<0.015	0.015	0.081	0.075	7.817	0.02	0.248	0.075	0.114	0.05	<0.040	0.04	12.739	0.06
BB91499	12/14/2017	<0.015	0.015	0.083	0.075	5.288	0.02	0.318	0.075	0.111	0.05	<0.040	0.04	13.758	0.06
BB91498	12/16/2017	<0.015	0.015	<0.075	0.075	0.367	0.02	<0.075	0.075	<0.050	0.05	<0.040	0.04	1.168	0.06
BB92139	12/19/2017	<0.015	0.015	<0.075	0.075	2.813	0.02	0.222	0.075	<0.050	0.05	<0.040	0.04	4.340	0.06
BB92140	12/20/2017	<0.015	0.015	<0.075	0.075	1.019	0.02	<0.075	0.075	<0.050	0.05	<0.040	0.04	3.883	0.06
BB92141	12/21/2017	0.027	0.015	0.126	0.075	14.418	0.02	1.234	0.075	0.176	0.05	0.071	0.04	20.042	0.06
BB92760	12/27/2017	<0.015	0.015	<0.075	0.075	1.175	0.02	0.147	0.075	<0.050	0.05	<0.040	0.04	2.013	0.06
BB92761	12/28/2017	<0.015	0.015	<0.075	0.075	0.972	0.02	<0.075	0.075	0.051	0.05	<0.040	0.04	2.073	0.06
BB92762	12/29/2017	<0.015	0.015	<0.075	0.075	6.672	0.02	0.367	0.075	0.074	0.05	0.054	0.04	7.715	0.06

RIVER MONITORING DATA

River Fecal Data 2017
(MPN/100mL)

Date	Woonasquatucket River							West River			Providence River	Seekonk River
	S-9- Manton Ave.	S-8D - Parking Bridge Olneyville	S-8C- Delaine St.	S-7B- Pleasant Valley Pkwy.	S-7BA- Footbridge at Bath St.	S-7A- Kinsley St.	W7C-Eagle Street	S-10- Douglas Ave. Bridge	S-10-B Veazie St. Bridge	S-11-West River St. Bridge	S-12- Crawford St. Bridge	SR-5A Pitman Street
1/3/2017	<30	40	<30		230	90	35				430	
1/4/2017						150	430	230	280	430	230	
1/9/2017	40	<30	40		40	40	35					
1/10/2017						<30	90	40	40	<30	90	
1/17/2017	90	40	90		40	<30	<30				70	40
1/18/2017						90	90	230	40	930	90	
1/23/2017	<30	40	<30		<30	<30	52				90	40
1/24/2017						430	430	2300	430	750	230	
1/30/2017	<30	<30	<30		<30	<30	<30				<30	<30
1/31/2017						<30	<30	40	90	40	<30	
2/6/2017	<30	<30	<30		90	<30	40				150	90
2/7/2017						390	230	90	230	40	90	
2/13/2017		<30	70			70	186				150	
2/14/2017						90	40	90	40	230	40	
2/20/2017	<30	<30	40		40	<30	<30				430	
2/21/2017						<30	<30	40	<30	90	70	
2/27/2017	90	230	40		150	150	53				90	<30
2/28/2017						40	40	<30	<30	90	40	
3/6/2017	40	<30	<30		<30	<30	35				70	<30
3/7/2017						40	40	40	<30	150	<30	
3/13/2017	90	40	90		<30	<30	35				40	<30
3/16/2017						90	90	390	40	430	40	
3/20/2017	40	40	<30		90	150	52				90	40
3/21/2017						40	40	40	70	40	430	
3/27/2017	<30	<30	150		<30	<30	60				230	
3/28/2017						40	90	40	90	430	230	
4/3/2017	40	40	150		90	40	96				<30	230
4/4/2017						4300	230	230	230	4300	9300	
4/10/2017	30	30	30		90	<30	<30				430	<30
4/11/2017						40	<30	230	70	4300	<30	
4/13/2017										230		
4/17/2017	40	230	40		40	90	79				150	90
4/18/2017						90	90	390	430	930	90	
4/24/2017	40	230	90		150	<30	60				90	90
4/25/2017						40	40	90	230	9300	430	
5/1/2017	<30	40	90		<30	40	60				230	90
5/2/2017						930	930	2300	2300	9300	2300	
5/8/2017	<30	90	150		230	90	548				930	230
5/9/2017						40	230	2300	1500	1500	430	
5/15/2017	230	430	90		2300	930	230				430	1500
5/16/2017						230	40	230	230	430	230	
5/22/2017	40	210	40		430	150	70				930	230
5/23/2017						230	430	430	430	1500	230	
5/30/2017	40	<30	40		430	230	230				430	90
5/31/2017						930	430	230	230	230	430	

River Fecal Data 2017
(MPN/100mL)

Date	Woonasquatucket River							West River			Providence River	Seekonk River
	S-9- Manton Ave.	S-8D - Parking Bridge Olneyville	S-8C- Delaine St.	S-7B- Pleasant Valley Pkwy.	S-7BA- Footbridge at Bath St.	S-7A- Kinsley St.	W7C-Eagle Street	S-10- Douglas Ave. Bridge	S-10-B Veazie St. Bridge	S-11-West River St. Bridge	S-12- Crawford St. Bridge	SR-5A Pitman Street
6/5/2017	230	430	230		930	930	632				4300	2300
6/6/2017						2300	4300	9300	4300	9300	15000	
6/12/2017	70	150	90		750	430	289				230	230
6/13/2017						930	430	430	230	24000	430	
6/15/2017										1500		
6/19/2017	230	430	430		430	430	410				2300	430
6/20/2017						9300	930	4300	15000	4300	4300	
6/26/2017	70	230	230		230	430	632				90	430
6/27/2017						9300	930	930	230	9300	430	
7/3/2017	230	230	430		930	930	1313				230	230
7/5/2017						2300	230	930	230	390	230	
7/10/2017	90	90	430		930	430	314				4300	150
7/11/2017						15000	4300	9300	>240000	46000	11000	
7/17/2017	230	430	930		930	930	587				430	430
7/18/2017						430	430	230	2100	4300	150	
7/24/2017	90	430	230		430	930	6324				4300	<30
7/25/2017						390	2300	930	2300	2300	1500	
7/31/2017	90	430	430		230	430	230				4300	90
8/1/2017						230	230	930	230	9300	930	
8/3/2017										2300		
8/7/2017	430	230	430		430	430	430				430	230
8/8/2017						2100	430	750	2100	4300	930	
8/15/2017	90	230	430		230	930	632				2300	230
8/16/2017						1500	230	430	930	9300	430	
8/21/2017	90	90	230		430	430	430				2300	<30
8/22/2017						4300	430	4300	1500	2300	750	
8/28/2017	90	40	930		200	930	144				230	40
8/29/2017						2300	430	200	150	2300	930	
9/5/2017	90	40	230		230	2300	602				230	40
9/6/2017						1500	430	430	230	750	2300	
9/11/2017	90	70	150		930	430	242				230	90
9/12/2017						430	230	430	230	2300	430	
9/14/2017										2300		
9/18/2017	90	390	750		230	230	632				930	40
9/19/2017						930	4300	430	430	9300	230	
9/25/2017	230	40	430		930	2300	632				2300	40
9/26/2017						2300	150	280	90	930	230	
10/2/2017	40	430	40		40	930	1463				930	<30
10/3/2017						230	150	430	150	930	430	
10/10/2017	90	430	930		21000	>240000	9300				24000	
10/11/2017						1500	750	4300	230	930	930	
10/16/2017	40	40	150		230	430	314				430	230
10/17/2017						230	230	430	90	750	140	
10/23/2017	<30	150	40		230	430	144				90	
10/24/2017						24000	4300	24000	9300	24000	230	

River Fecal Data 2017
(MPN/100mL)

Date	Woonasquatucket River							West River			Providence River	Seekonk River
	S-9- Manton Ave.	S-8D - Parking Bridge Olneyville	S-8C- Delaine St.	S-7B- Pleasant Valley Pkwy.	S-7BA- Footbridge at Bath St.	S-7A- Kinsley St.	W7C-Eagle Street	S-10- Douglas Ave. Bridge	S-10-B Veazie St. Bridge	S-11-West River St. Bridge	S-12- Crawford St. Bridge	SR-5A Pitman Street
10/30/2017	2300	6400	4300		4300	2300	6324				4300	7500
10/31/2017						9300	2300	750	1500	930	2300	
11/6/2017	40	230	90		90	150	67				230	70
11/7/2017						40	90	40	230	140	430	
11/13/2017	<30	40	40		150	90	60				150	40
11/14/2017						90	90	90	230	230	230	
11/20/2017	<30	<30	40		90	150	52				430	
11/21/2017						40	40	90	90	40	230	
11/27/2017	70	<30	<30		70	90	53				150	90
11/28/2017						40	<30	230	<30	30	90	
12/4/2017	<30	<30	40		30	40	40				930	70
12/5/2017						<30	<30	90	40	<30	390	
12/11/2017	<30	<30	40	150		40	144				430	
12/12/2017						1500	4300	<30	<30	150	1500	
12/18/2017	40	40	40	230		90	144				230	30
12/19/2017						40	70	40	<30	430	230	
12/26/2017	40	30	<30	<30		<30	53				430	930
12/27/2017						<30	40	<30	<30	40	40	

River Fecal Data 2017
(MPN/100mL)

Date	Moshassuck River							Blackstone River		Pawtuxet River
	M-1-Higginson Ave. Bridge	M4A-Grenville St.	M4C-Grotto Ave. Bridge	M-5-Footbridge Mill St.	M-4-Cemetary St. Bridge	M-5A-Stevens St. Bridge	M-6-Park Row Bridge	B-2-Whipple Bridge	B-3-Slater Mill Dam	Pawtuxet River @ Broad Street
1/3/2017				2540				40	40	35
1/4/2017	430	994	930	314	930	930	930			
1/9/2017				462				30	40	40
1/10/2017	40	197	230	230	430	430	<30			
1/17/2017				96				90	<30	35
1/18/2017	40	632	430	462	930	930	930			
1/23/2017				462				<30	<30	60
1/24/2017	430	1463	930	994	430	1500	930			
1/30/2017				1181				90	40	<30
1/31/2017	40	197	930	144	930	230	40			
2/6/2017				77				<30	<30	83
2/7/2017	230	144	230	2540	140	40	430			
2/13/2017				90					150	60
2/14/2017	430		30	35	40	150	90			
2/20/2017				79					70	35
2/21/2017	70	314	70	116	150	<30	40			
2/27/2017				186				40	40	<30
2/28/2017	40	60	<30	234	70	40	150			
3/6/2017				83				<30	<30	<30
3/7/2017	<30	46	70	60	<30	90	230			
3/13/2017				430				<30	40	53
3/16/2017	90	150	930	116	210	90	90			
3/20/2017				90				40	40	35
3/21/2017	40	77	430	52	750	150	150			
3/27/2017				230				<30	<30	35
3/28/2017	150	186	<30	2000	750	4300	930			
4/3/2017				144				40	40	60
4/4/2017	90	71134	230	51381	>240000	110000	9300			
4/10/2017				110000				<30	<30	<30
4/11/2017	<30	186	90	1397	90	390	40			
4/13/2017				2941	90	230	430			
4/17/2017				994				<30	<30	<30
4/18/2017	90	462	430	632	750	750	430			
4/24/2017				4625				40	40	40
4/25/2017	90	186	90	314	<30	230	430			
5/1/2017				314				40	<30	52
5/2/2017	230	2000	2300	2300	2300	4300	2300			
5/8/2017				835				<30	40	230

River Fecal Data 2017
(MPN/100mL)

Date	Moshassuck River							Blackstone River		Pawtuxet River
	M-1-Higginson Ave. Bridge	M4A-Grenville St.	M4C-Grotto Ave. Bridge	M-5-Footbridge Mill St.	M-4-Cemetary St. Bridge	M-5A-Stevens St. Bridge	M-6-Park Row Bridge	B-2-Whipple Bridge	B-3-Slater Mill Dam	Pawtuxet River @ Broad Street
5/9/2017	230	462	230	4300	930	1500	430			
5/15/2017				2300				210	230	632
5/16/2017	430	803	230	299	430	2300	430			
5/22/2017				3145				<30	40	40
5/23/2017	230	314	230	568	430	750	930			
5/30/2017				230				40	40	150
5/31/2017	90	90	150	314	230	230	430			
6/5/2017				930				90	90	930
6/6/2017	930	2941	2300	9300	9300	4300	4300			
6/12/2017				230				40	40	144
6/13/2017	40	230	230	2349	430	930	930			
6/15/2017				632		230	430			
6/19/2017				314				<30	230	462
6/20/2017	2300	10159	2300	18974	110000	2300	46000			
6/26/2017				314				90	230	197
6/27/2017	150	632	930	994	430	230	430			
7/3/2017				430				40	40	430
7/5/2017	90	568	430	632	750	430	430			
7/10/2017				6324				90	40	442
7/11/2017	4300	71134	21000	33226	110000	110000	110000			
7/17/2017				1661				<30	40	430
7/18/2017	430	1313	430	803	750	430	2100			
7/24/2017				10159				150	40	750
7/25/2017	430	1463	430	1463	4300	2300	9300			
7/31/2017				2300				<30	230	462
8/1/2017	230	632	4300	6324	280	4300	4300			
8/3/2017			2300	3145		4300	4300			
8/7/2017				462				70	430	35
8/8/2017	150	462	430	803	2300	2300	930			
8/15/2017				1181				40	90	373
8/16/2017	210	314	430	1397	230	1500	230			
8/21/2017				3145				<30	<30	230
8/22/2017	430	197	930	1181	90	930	430			
8/28/2017				462				90	90	90
8/29/2017	9300	314	150	410	2300	230	430			
9/5/2017				430				150	430	96
9/6/2017	230	116	430	430	150	90	430			

River Fecal Data 2017
(MPN/100mL)

Date	Moshassuck River							Blackstone River		Pawtuxet River
	M-1-Higginson Ave. Bridge	M4A-Grenville St.	M4C-Grotto Ave. Bridge	M-5-Footbridge Mill St.	M-4-Cemetery St. Bridge	M-5A-Stevens St. Bridge	M-6-Park Row Bridge	B-2-Whipple Bridge	B-3-Slater Mill Dam	Pawtuxet River @ Broad Street
9/11/2017				6324				90	230	116
9/12/2017	1500	632	430	1360	930	1500	230			
9/14/2017	4300			2540		2300				
9/18/2017				1857				70	90	79
9/19/2017	230	727	750	6324	230	4300	9300			
9/25/2017				1463				<30	90	40
9/26/2017	7500	254	390	314	150	1500	4300			
10/2/2017				803				40	40	197
10/3/2017	930	24000	230	3145	150	930	4300			
10/4/2017										70
10/5/2017		197	430		<30	930				
10/10/2017				6324				90	930	197
10/11/2017	4300	2000	2300	803	1500	230	430			
10/16/2017				727				40	40	96
10/17/2017	2300	289	750	62	150	<30	30			
10/23/2017				90				40	30	90
10/24/2017	24000	5679	9300	10607	4300	4300	4300			
10/30/2017				2300				9300	4300	9300
10/31/2017	9300	4625	9300	2300	4300	2300	4300			
11/6/2017				632				30	<30	<30
11/7/2017	430	121	230	803	430	2300	430			
11/13/2017				632				<30	40	35
11/14/2017	90	1500	930	930	930	430	430			
11/20/2017				230				40	90	79
11/21/2017	<3	930	930	214	390	430	230			
11/27/2017				299				40	<30	<30
11/28/2017	430	230	150	186	390	230	150			
12/4/2017				131				<30	<30	52
12/5/2017	150	994	430	347	230	40	230			
12/11/2017				314				40	40	35
12/12/2017	30	410	430	2300	4300	7500	2300			
12/18/2017				314				<30	<30	35
12/19/2017	430	410	430	632	930	930	430			
12/26/2017				197				40	40	83
12/27/2017	2300	1463	930	230	930	430	430			