

PRETREATMENT PROGRAM

ANNUAL REPORT

JANUARY 1, 2018 - DECEMBER 31, 2018



ATTACHMENT VOLUME II

NBC WASTEWATER TREATMENT
FACILITY, SEWERAGE DISTRICT AND
USER SPECIFIC DATA

ATTACHMENT VOLUME II

NARRAGANSETT BAY COMMISSION

***WASTEWATER TREATMENT
FACILITY, SEWERAGE DISTRICT AND
USER SPECIFIC DATA***

**LISTING OF ATTACHMENT SECTIONS
ATTACHMENT VOLUME II**

**NBC WASTEWATER TREATMENT FACILITY,
SEWERAGE DISTRICT AND
USER SPECIFIC DATA**

<u>SECTION #</u>	<u>TITLE</u>
1	Industrial and Commercial users
2	Permit Issuance / Reissuance Activities
3	User Inspection History
4	Emergency or Special Investigations
5	Compliance Monitoring Results for Significant Industrial Users
6	Compliance Monitoring Results for Non-Significant Users
7	Surveillance Manhole Monitoring Data and Legend
8	Summary of Notice of Violation Letters Issued
9	User Late Reports and Requirements
10	POTW, Septage, and River Monitoring Data

ATTACHMENT VOLUME II

SECTION 1

***INDUSTRIAL AND COMMERCIAL
USERS***

***INDUSTRIAL AND COMMERCIAL
USERS***

FIELD'S POINT

**Field's Point
List of Permitted Users - 2018**

Company Name	Facility Address	Category	Significant
1029 Charles Street	See User Notes For Boundaries See Sample Location for JPEG RI	78	No
141 Westminster Corporation	141 Westminster Street Providence RI 02903	85	No
144 Benefit Street Associates	144 Benefit Street Providence RI 02903-1208	86	No
1484 MSA Donuts, LLC	1484 Mineral Spring Avenue North Providence RI 02904	85	No
1592 MSA Donuts, LLC	1592 Mineral Spring Avenue North Providence RI 02904	85	No
166 Valley Street Complexes	See User Notes For Boundaries See Sample Location for JPEG RI	78	No
1871 MSA Donuts, LLC	1871 Mineral Spring Avenue North Providence RI 02904	85	No
2 Brothers Family Pizza, Inc.	1385 Mineral Spring Avenue North Providence RI 02904	74	No
221 Academy Ave. Meat, Inc.	221 Academy Avenue Providence RI 02908	81	No
248 Academy Laundromat LLC	248 Academy Avenue Providence RI 02908	92	No
285-375 Valley Street / Crawford Seed	See User Notes For Boundaries See Sample Location for JPEG RI	78	No
334 South Water Inc.	334 South Water Street Providence RI 02903	85	No
350 Kinsley Avenue	See User Notes For Boundaries See Sample Location for JPEG RI	78	No
383 Corporation - First Floor	100 Twin River Road, 1st Floor Lincoln RI 02865	85	No
383 Corporation - Second Floor	100 Twin River Road, 2nd Floor Lincoln RI 02865	85	No
383 Corporation - Third Floor	100 Twin River Road, 3rd Floor Lincoln RI 02865	85	No
387-389 Charles Street	See User Notes For Boundaries See Sample Location for JPEG RI	78	No
39 Manton Avenue	See User Notes For Boundaries See Sample Location for JPEG RI	78	No
401 Pizza, Inc.	609 Elmwood Avenue Providence RI 02907	85	No
415-555 Valley Street / 10 Eagle Street	See User Notes For Boundaries See Sample Location for JPEG RI	78	No
475 Harris Avenue	See User Notes For Boundaries See Sample Location for JPEG RI	78	No
50 Weybosset Holdings, LLC	50 Weybosset Street Providence RI 02903	85	No
615 Charles Street, Inc.	615 Charles Street Providence RI 02904	92	No
69 Empire Corporation	69 Empire Street Providence RI 02903	85	No
73 Washington Corp.	81 Washington Street Providence, RI RI 02903	85	No
78 Dorrance Corporation	78 Dorrance Street Providence RI 02903	85	No
7-Eleven Inc. (Atwells)	548 Atwells Avenue Providence RI 02909	85	No
7-Eleven Inc. (Broad Street)	270 Broad Street Providence RI 02903	85	No
7-Eleven, Inc.	775 Cranston Street Providence RI 02907	85	No
A & F Foods, LLC	224 Thayer Street Providence RI 02906	85	No
A & F Plating Company	45 River Avenue Providence RI 02908	11	Yes
A Duie Pyle, Inc.	4 Green Earth Avenue Johnston RI 02919	37	No
A Plus Group Corp	210 Atwells Avenue Providence RI 02903	74	No
A&M Fairway, Inc.	114 Waterman Street Providence RI 02906	85	No
A. Harrison & Company, Inc.	35 Hurdis Street North Providence RI 02904	22	Yes
A.A. Mariani Funeral/Carriage	200 Hawkins Street Providence RI 02904	96	No

**Field's Point
List of Permitted Users - 2018**

Company Name	Facility Address	Category	Significant
A.D.J. Donuts	860 Elmwood Avenue Providence RI 02907	85	No
A.N.I., LLC	1039 Chalkstone Avenue Providence RI 02908	85	No
AAA Northeast Warehouse/Fleet Operations	160 Royal Little Drive Providence RI 02904	37	No
AAB Restaurant Group	9 Parade St Providence RI 02909	85	No
AAMCO Tranmission	422 Silver Spring Street Providence RI 02904	42	No
Achievement First	370 Hartford Avenue Providence RI 02909	86	No
ACM Restaurant Inc.	772 Hope Street Providence RI 02906	85	No
Ada's Creations, Inc.	1137 Broad Street Providence RI 02905	85	No
Admiral Donuts, Inc.	50 Admiral Street Providence RI 02908	85	No
Admiral Packaging	10 Admiral Street Providence RI 02908-3203	42	No
Admiral Suds Laundry	363 Admiral Street Providence RI 02908	92	No
Adriana Inc.	864 Broad Street Providence RI 02907	85	No
Advanced Dental Care	433 Lloyd Avenue Providence RI 02906	94	No
Aipso	302 Central Avenue Johnston RI 02919	86	No
AJG Corp	145 Spruce Street Providence RI 02903	85	No
Al Forno	577 South Main Street Providence RI 02903	85	No
Alberto K. Corporation	230-232 Atwells Avenue Providence RI 02903	85	No
Al-Jac Produce	33 Hemlock Street Providence RI 02908	81	No
Allens Ave Donuts, LLC	820 Allens Avenue Providence RI 02905	85	No
Alloy Holdings, LLC	160 Niantic Avenue Providence RI 02907	43	Yes
Alpine Auto Body, Inc.	416 West Fountain Street Providence RI 02903	97	No
Aluminum & Copper Recycling, Inc.	68 Salem Street Providence RI 02907	42	No
Alviti Link-All, Inc.	165 Dyerville Avenue Johnston RI 02919	42	No
Americana Expo Center, LLC	740 Plainfield Street Providence RI 02909	85	No
Amos House	500 Broad Street Providence RI 02907	85	No
Amos House - Pine Street	460 Pine Street Providence RI 02907	85	No
Amy's Place	214 Wickenden Street Providence RI 02903	74	No
Andino's Restaurant	171 Atwells Avenue Providence RI 02903	85	No
Andrade Cranston Donuts	552 Cranston Street Providence RI 02907	85	No
Andrea's Restaurant	268 Thayer Street Providence RI 02906	85	No
Angel & Sons Auto Detailing, LLC.	50 Waterman Avenue North Providence RI 02911	74	No
Angell Street Dental Associate	425 Angell Street Providence RI 02906	94	No
Angkor Restaurant	10 Traverse Street Providence RI 02903	85	No
Anjon Inc.	659 Killingly Street Johnston RI 02919	85	No
Annex Plating	9 Warren Avenue North Providence RI 02911	41	No
Anthony M. Paolucci, DMD, P.C.	1545 Smith Street North Providence RI 02911	94	No

**Field's Point
List of Permitted Users - 2018**

Company Name	Facility Address	Category	Significant
Anthony Paolucci Family Dentists	931 Smith Street Providence RI 02908	94	No
Anthony's Auto Body	119 Greenville Avenue Johnston RI 02919	74	No
Antojitos Quetzal, Inc.	447 Hartford Avenue Providence RI 02909	85	No
Antonelli Poultry	62 DePasquale Avenue Providence RI 02903	81	No
Antonio's Pizza - Thayer Street LLC	256-258 Thayer Street Providence RI 02906	85	No
Apac Tool, Inc.	49 Hurdis Street North Providence RI 02904	46	No
Apsara Asian Restaurant	716 Public Street Providence RI 02907	85	No
Aqua and Bluefin Grille at the Marriot	1 Orms Street Providence RI 02904	74	No
ARA-Rhode Island Dialysis	9 Plenty Street Providence RI 02907	95	No
Arbor Hill Assisted Living	153 Dean Street Providence RI 02903	86	No
Archangel Michael Inc.	1417 Atwood Avenue Johnston RI 02919	85	No
Arden Jewelry Mfg, Co.	10 Industrial Lane Johnston RI 02919	42	No
AREE, LLC	18 South Angell Street Providence RI 02906	85	No
Aristocrat Dental Laboratory	868 Charles Street North Providence RI 02904	99	No
Armando and Sons # 2 Inc.	891-895 Elmwood Avenue Providence RI 02907	82	No
Armbrust International, Ltd.	735 Allens Avenue Providence RI 02905-5412	11	Yes
Armstrong/Gladding. American Post. #69	2 Salem Street Providence RI 02907	85	No
Aro-Sac, Inc.	1 Warren Avenue North Providence RI 02911	42	No
AS220	115 Empire Street Providence RI 02903	99	No
AS220 - Print Shop	131 Washington Street Providence RI 02903	24	No
Asian Star Market, Inc.	678 Elmwood Avenue Providence RI 02907	81	No
ASP & Training Inc.	150 Niantic Avenue Providence RI 02907	85	No
Aspen Dental	1384 Atwood Avenue Johnston RI 02919	94	No
Atamian Manufacturing Corp.	910 Plainfield Street Providence RI 02909	21	No
Athena Healthcare	99 Hillside Avenue Providence RI 02906	86	No
Athens Diner LLC	1449 Mineral Spring Avenue North Providence RI 02904	85	No
Atlantic Mills Complex - Manton Avenue	See User Notes For Boundaries See Sample Location for JPEG RI	78	No
Atwells Ave Donuts, LLC	579 Atwells Avenue, Unit 3, Building E Providence RI 02909	85	No
Atwells Realty Corporation	One Franklin Square Providence RI 02903	85	No
Atwill-Conroy Providence, LLC	1196 Smith Street Providence RI 02908	94	No
Atwood Car Wash	1512 Atwood Avenue Johnston RI 02919	97	No
Atwood Donuts, LLC	1491 Atwood Avenue Johnston RI 02919	85	No
Atwood Superwash	1215 Atwood Avenue Johnston RI 02919	74	No
Au Bon Pain - Women & Infants' Hospital	101 Dudley Street Providence RI 02905	85	No
Augusta Street Kitchen	361 Academy Avenue Providence RI 02908	85	No
Aurora Civic Association	289 Broadway Providence RI 02903	85	No

**Field's Point
List of Permitted Users - 2018**

Company Name	Facility Address	Category	Significant
Auto Parts Group Southwest, LLC.	30 Green Earth Avenue Johnston RI 02919	42	No
Auto Plus	900 Charles Street North Providence RI 02940	74	No
Avalon Bay - Center Place	50 Park Row West Providence RI 02903	89	No
Avenue Grille	2223 Mineral Spring Avenue North Providence RI 02911	85	No
AWK Corporation	49 Olneyville Square Providence RI 02909	74	No
Aznet, LLC	856 Admiral Street Providence RI 02904	92	No
B&D LLC	255 Weybosset Street Providence RI 02903	85	No
B. Deltoro & Sons, Inc.	393 Harris Avenue Providence RI 02909	81	No
B. Maceroni & Sons, Inc.	1381 Smith Street North Providence RI 02911	96	No
B. R. Kingston LLC	985 North Main Street Providence RI 02904	97	No
B.Good	269 Thayer Street Providence RI 02906	85	No
B.J. Clanton Complex	674 Prairie Avenue Providence RI 02903	86	No
Baba's First Daughter, LLC	389 Smith Street Providence RI 02908	85	No
Baba's First Daughter, LLC	424 Smith Street Providence RI 02908	85	No
Bacani Enterprises	1455 Mineral Spring Ave North Providence RI 02904	85	No
Baffoni's Poultry Farm	320 Greenville Avenue Johnston RI 02919	81	No
Bagel Express	1846 Smith Street North Providence RI 02911	81	No
Bailey's Pub	1910 Smith Street Unit 4 North Providence RI 02911	85	No
Baja's	273A Thayer Street Providence RI 02906	85	No
Baja's Taqueria	1658 Mineral Spring Avenue North Providence RI 02911	74	No
Baker Street Cafe LLC	75 Baker Street Providence RI 02905	85	No
Ballard Mack Sales and Service of RI	280 Scituate Avenue Johnston RI 02919	37	No
Bang Bar Inc.	370 Richmond Street Providence RI 02903	85	No
Bank of America City Center	2 Kennedy Plaza Providence RI 02903	89	No
Bannister Operations Associates, LLC	135 Dodge Street Providence RI 02907	86	No
BAP Enterprises LLC	1501 Hartford Avenue Johnston RI 02919-3238	85	No
Barbara's Catering	1282 Chalkstone Avenue Providence RI 02908	85	No
Bay Foods, Inc.	1303 North Main Street Providence RI 02904	85	No
Bayberry Beer Hall	381 West Fountain Street Providence RI 02903	85	No
Bayside Endoscopy Center, LLC.	33 Staniford Street, First Floor Providence RI 02905	95	No
BC Providence LLC	223 Thayer Street Providence RI 02906	85	No
Being Sisyphus, Inc.	11 Olneyville Square Providence RI 02909	85	No
Bell Funeral Home, Inc.	571 Broad Street Providence RI 02907	96	No
Bella's Jewelry	225 Dupont Drive Providence RI 02907	42	No
Beneficent House, Inc.	One Chestnut Street Providence RI 02903	86	No
Benefit Dental Care, LLC	5 Benefit Street Providence RI 02904	94	No

**Field's Point
List of Permitted Users - 2018**

Company Name	Facility Address	Category	Significant
Berkshire Place Ltd.	455 Douglas Avenue Providence RI 02908	86	No
Best Cleaner Inc.	1115 Chalkstone Avenue Providence RI 02908	92	No
Best Eastern Chinese and Japanese Restaurant	1820 Mineral Spring Avenue North Providence RI 02904	85	No
Best Taste	1001 Mineral Spring Avenue North Providence RI 02904	85	No
Best Western Glo Hotel	322 Washington Street Providence RI 02903	74	No
Bethany Home of Rhode Island	111 South Angell Street Providence RI 02906	86	No
Better Burger Company	215-217 Thayer Street Providence RI 02906	85	No
Betty's	1137 Charles Street North Providence RI 02904	85	No
Big Tony's Pizza	525 Eaton Street Providence RI 02908	85	No
Bisanatolia, LLC	294 Atwells Avenue Providence RI 02903	85	No
Bites by Bre	11 Aleppo Street Providence RI 02909	85	No
Bitumar	30 Shipyard Street Providence RI 02905	95	No
Bj's Wholesale Club	200 Stonehill Road Johnston RI 02919	82	No
BL Restaurant Operations, LLC	One Union Station Providence RI 02903	85	No
Blend, LLC	63 DePasquale Square Providence RI 02903	85	No
Blessing in Disguise, Inc.	72 Putnam Street Providence RI 02909	74	No
Blossom Laundry Inc.	65 Manton Avenue Providence RI 02909	92	No
Blue Cross Blue Shield of Rhode Island	500 Exchange Street Providence RI 02903	86	No
Blue Elephant Restaurant, Inc.	303 South Main Street Providence RI 02903	85	No
BMFERS LLC	380 Atwells Avenue Providence RI 02909	85	No
Bob's Riccotti's Sandwich Shop	1465 Atwood Avenue Johnston RI 02919	85	No
Bolt Coffee Co.	96 Calverly Street Providence RI 02908	89	No
Bonollo Provisions Co., Inc.	55 Clarkson Street Providence RI 02908	81	No
Boojums Inc.	1455 Westminster Street Providence RI 02909	85	No
Borden Donuts	602 Killingly Street Johnston RI 02906	85	No
Borrelli's Bakery	805 Charles Street Providence RI 02904	81	No
Boston Bioskills Lab LLC	232 West Exchange Street Providence RI 02903	95	No
Branch Avenue Industrial Area	See User Notes For Boundaries See Sample Location for JPEG RI	78	No
Branch Donuts, Inc. dba Dunkin Donuts	740 Branch Avenue Providence RI 02904	85	No
Bravo Brasserie	123 Empire Street Providence RI 02903	85	No
Bread Boss LLC	64 Putnam Pike Johnston RI 02919	81	No
Bread Box	1101 Mineral Spring Avenue North Providence RI 02904	81	No
Bread Unlimited, LLC	11 Newark Street, #1 Providence RI 02908	81	No
Brewed Awakenings Coffeehouse LLC	1577 Atwood Avenue Johnston RI 02919	85	No
Briana's Restaurant	758 Atwells Avenue Providence RI 02908	85	No
Briarcliffe Gardens	49 Old Pocasset Road Johnston RI 02919	86	No

**Field's Point
List of Permitted Users - 2018**

Company Name	Facility Address	Category	Significant
Bright Funeral Home	290 Public Street Providence RI 02905	96	No
Brittany Motors	159 Greenville Avenue Johnston RI 02919	97	No
Broad and Potter Laundromat	769 Broad Street Providence RI 02907	92	No
Broad Street Little Caesars, LLC	529 Broad Street Providence RI 02907	85	No
Broadway Bistro	205 Broadway Providence RI 02903	85	No
Broadway Laundry, Inc.	135 Broadway Providence RI 02903	92	No
Brother's Famous Pizza	950 Broad Street Providence RI 02905	85	No
Brown University	75 Waterman Street Providence RI 02912	86	No
Brown University - 70 Brown Street	70 Brown Street Providence RI 02906	86	No
Brown University - 85 Waterman Street	85 Waterman Street Providence RI 02912	95	No
Brown University - Applied Math Building	170 Hope Street Providence RI 02912	74	No
Brown University - Barbour Hall	100 Charlesfield Street Providence RI 02912	86	No
Brown University - Barus & Holley	184 Hope Street Providence RI 02906	95	No
Brown University - Central Heat Plant	235 Lloyd Avenue Providence RI 02906	52	No
Brown University - Diman & Wayland House	31 Brown Street Providence RI 02906	86	No
Brown University - Facilities Management	295 Lloyd Avenue Providence RI 02906	97	No
Brown University - Faculty Club	One Magee Street Providence RI 02912	85	No
Brown University - Geochem	156 George Street Providence RI 02906	95	No
Brown University - Graduate Center	42 Charlesfield Street Providence RI 02912	86	No
Brown University - Granoff Center	154 Angell Street Providence RI 02912	89	No
Brown University - Keeney Quad	11 Benevolent Street Providence RI 02906	86	No
Brown University - List Art	64 College Street Providence RI 02912	93	No
Brown University - Macmillan Hall	167 Thayer Street Providence RI 02906	95	No
Brown University - Meehan Auditorium	235 Hope Street Providence RI 02912	89	No
Brown University - Metcalf hall	98 Cushing Street Providence RI 02912	86	No
Brown University - Miller Hall	118 Cushing Street Providence RI 02912	86	No
Brown University - Nelson Fitness Center	225 Hope Street Providence RI 02912	89	No
Brown University - New Pembroke Hall	302 Thayer Street Providence RI 02912	86	No
Brown University - Rhode Island Hall	60 George Street Providence RI 02906	86	No
Brown University - School of Engineering	345 Brook Street Providence RI 02912	95	No
Brown University - Sears House	113 George Street Providence RI 02906	86	No
Brown University - Sharpe Refectory	144 Thayer Street Providence RI 02912	85	No
Brown University - Sidney Frank Hall	171 Meeting Street Providence RI 02912	95	No
Brown University - Strip Mall	252 Brook Street Providence RI 02906	84	No
Brown University - Vartan Gregorian Quad	101 Thayer Street Providence RI 02912	86	No
Brown University - Verney Woolley	204 Meeting Street Providence RI 02912	86	No

**Field's Point
List of Permitted Users - 2018**

Company Name	Facility Address	Category	Significant
Brown University - Wriston Quad	29 Brown Street Providence RI 02906	86	No
Brown University- Alumnae Hall	194 Meeting Street Providence RI 02906	52	No
Brown University- Harkness House	47 Charlesfield Street Providence RI 02906	86	No
Brown University-Andrews Hall	211 Bowen Street Providence RI 02912	86	No
Brown University-Hope College	71 Waterman Street Providence RI 02912	86	No
Brown University-Horace Mann	47 George Street Providence RI 02912	86	No
Brown University-Lyman Hall	83 Waterman Street Providence RI 02912	86	No
Brown University-Manning Hall	21 Prospect Street Providence RI 02912	86	No
Brown University-Medical Education Bldg.	222 Richmond Street Providence RI 02903	95	No
Brown University-Remediation Project	70 Ship Street Providence RI 02912	40	No
Brown University-Watson Center	366 Brook Street Providence RI 02906	53	No
BTP LLC (Broadway)	342 Broadway Providence RI 02909	85	No
BTP LLC (Hope Street)	820 Hope Street Providence RI 02906	85	No
Bubble Tea House	849 Westminster Street Providence RI 02903	85	No
Bucktown PVD LLC	471 West Fountain Street Providence RI 02903	85	No
Burger Domination LLC	301 Atwells Avenue Providence RI 02903	85	No
Burger King - # 1989	458 Smithfield Avenue Providence RI 02904	85	No
Burger King - # 2421	280 Broad Street Providence RI 02907	85	No
Burger King - #3406	45 Pleasant Valley Parkway Providence RI 02908	85	No
Burger King #10759	1382 Mineral Spring Avenue North Providence RI 02904	85	No
Burton Family Dental	1492 Mineral Spring Avenue North Providence RI 02904	94	No
Busy Bubbles	610 Plainfield Street Providence RI 02909	92	No
Butler Hospital	345 Blackstone Boulevard Providence RI 02906	90	No
B-X Providence, LLC	700 Smith Street Providence RI 02908	86	No
B-X Providence, LLC	800 Smith Street Providence RI 02908	86	No
C&L Johnston, LLC	1448 Hartford Avenue, Suite A Johnston RI 02919	85	No
CAAL Corporation	660 Woonasquatucket Avenue North Providence RI 02911	99	No
Cafe Choklad	2 Thomas Street Providence RI 02903	85	No
Cafe La France - Empire	73 Empire Street Providence RI 02903	85	No
Cafe Nuovo	One Citizen Plaza Providence RI 02903	85	No
Cajun Luau	Providence Place Mall Providence RI 02903	85	No
Calf Donuts Inc.	1245 North Main Street Providence RI 02904-1854	85	No
California Taco	94 Plain Street Providence RI 02905	74	No
California Taco Shop LLC	381 Plainfield Street Providence RI 02909	74	No
Cal's Corner Restaurant	1538 Smith Street North Providence RI 02911	85	No
Camila Dry Cleaner, LLC	1060 Broad Street Providence RI 02905	92	No

**Field's Point
List of Permitted Users - 2018**

Company Name	Facility Address	Category	Significant
Camp Nowhere	1838 Smith Street North Providence RI 02911	85	No
CAMRAC, LLC	1935 Mineral Spring Avenue North Providence RI 02904	37	No
Capital Grille Holdings, Inc.	10 Memorial Blvd. Suite 101 Providence RI 02903	85	No
Capitol Hill Dental	276 Smith Street Providence RI 02908	94	No
Capriccio's Restaurant	2 Pine Street Providence RI 02903	85	No
Caress Dental Inc.	909 North Main Street Providence RI 02904	94	No
Caribe Mini Mart, LLC	615 Charles Street Providence RI 02904	85	No
Carito's	320 Cranston Street Providence RI 02907	85	No
Casa Mexico	802 Atwells Avenue Providence RI 02909	85	No
Caserta Pizzeria	121 Spruce Street Providence RI 02903-1524	85	No
Casino Bound Donuts, LLC	1783 Old Louisquisset Pike Lincoln RI 02865	85	No
Cassarino's Restaurant	177 Atwells Avenue Providence RI 02903	85	No
Cathedral Art Metal Co., Inc.	25 Manton Avenue Providence RI 02909	24	No
CAV Restaurant	14 Imperial Place Providence RI 02903	85	No
Celebrity Cleaners	335 Manton Avenue Providence RI 02909	92	No
Central High School	70 Fricker Street Providence RI 02903	86	No
Central Industrial Park	See User Notes For Boundaries See Sample Location for JPEG RI	78	No
Centro America Dtribuidora Supermarket	996 Chalkstone Avenue Providence RI 02908	81	No
Certified Disaster Restoration	15 Clarkson Street Providence RI 02908	99	No
Chacho, LLC	286 Academy Avenue Providence RI 02908	85	No
Chalk Donuts Inc.	1082 Chalkstone Avenue Providence RI 02909	85	No
Chalkstone Auto Body, Inc.	224 Chalkstone Avenue Providence RI 02908	97	No
Chalkstone Supermarket	1050 Chalkstone Avenue Providence RI 02908	82	No
Channthathim Inc.	787 Hope Street Providence RI 02906	85	No
Charles Street Diner	1029 Charles Street North Providence RI 02904	85	No
Charlesgate Nursing Center	100 Randall Street Providence RI 02904	86	No
Charley PR Inc.	46 Providence Place, Space 5115 Providence RI 02903	85	No
Chef Ho's	243 Atwells Avenue Providence RI 02903	85	No
Chelo's	505 Silver Spring Street Providence RI 02904	85	No
Cheng's Kitchen	1526 Smith Street North Providence RI 02911	85	No
Cherry Hill Grille	223 B Greenville Avenue Johnston RI 02919	85	No
Cherry Hill Manor	2 Cherry Hill Road Johnston RI 02919	86	No
Chez Pascal	960 Hope Street Providence RI 02906	85	No
Chilangos LLC	447 Manton Avenue Providence RI 02909	85	No
China Garden Chinese Restaurant	1011 Chalkstone Avenue Providence RI 02908	85	No
Chipotle Mexican Grill of Colorado, LLC	235 Thayer Street Providence RI 02906	85	No

**Field's Point
List of Permitted Users - 2018**

Company Name	Facility Address	Category	Significant
Choi's Restaurant	420 Cranston Street Providence RI 02907	85	No
Chow Fun, Inc.	121 North Main Street Providence RI 02903	85	No
Christian Brothers LLC	11 West Park Street Providence RI 02908	86	No
Christiansen Dairy Co. Inc.	1729 Smith Street North Providence RI 02911	84	No
Christina D. Dicommes DMD	1557 Hartford Avenue Johnston RI 02919	94	No
Christopher Auto Body	19 Abram Street Providence RI 02904	71	No
Christopher Realty Corp.	1675 Douglas Avenue North Providence RI 02904	86	No
Churchill & Banks Co.	110 Elm Street Providence RI 02903	53	No
Ciara Restaurant and Lounge, Inc.	678 Killingly Street Johnston RI 02919	85	No
CIB Enterprises	7 Parade Street Providence RI 02909	85	No
Cibao Supermarket	228 Manton Avenue Providence RI 02903	82	No
Cisco's Pizza	361 Reservoir Avenue Providence RI 02907	85	No
Citizens Bank	685 Greenville Avenue Johnston RI 02919	86	No
City of Providence	444 Westminster Street Providence RI 02903	86	No
Cityline Dental	400 Reservoir Avenue Providence RI 02907	94	No
CJUF III MJH Providence, LLC	One Orms Street Providence RI 02904	86	No
Claudia's Creations LLC	1958 Smith Street North Providence RI 02911	85	No
Clerici Osteria, Inc.	1942 Smith Street North Providence RI 02911	85	No
Club Fantasies	28 Sims Avenue Providence RI 02909-1023	85	No
Coca-Cola Bottling Company of Northern New England	95 Pleasant Valley Parkway Providence RI 02908	37	No
Coffee Plus Snack Bar V.F.#68	80 Washington Street Providence RI 02903	85	No
Coin-Op - Providence	280 - 282 Smith Street Providence RI 02908	92	No
Colbea LLC (North Main)	1075 North Main Street Providence RI 02904	97	No
Comfort Dental	1482 Broad Street Providence RI 02905	94	No
Community College of RI	1762 Louisquisset Pike Lincoln RI 02865-4585	86	No
Community College of RI - Providence	One Hilton Street Providence RI 02905	86	No
Complete Cleaning Systems Inc.	333 Niantic Avenue, Unit 1 Cranston RI 02910	99	No
Contech Medical, Inc.	99 Hartford Avenue Providence RI 02909	43	No
Contract Specialties, Inc.	234 Hartford Avenue Providence RI 02909	11	Yes
Contracting Specialists Inc.	530 North Main Street Providence RI 02904	34	Yes
Cook & Brown Public House, Ltd.	959 Hope Street Providence RI 02906-3736	85	No
Cool-Lick's Lemonade and Ice Cream	1808 Smith Street North Providence RI 02911	85	No
Cooperative Care Center	2 Dudley Street Providence RI 02905-3236	90	No
Coronado LLC	1428 Hartford Avenue Johnston RI 02919	85	No
Courtesy Cleaners, Inc.	13 Industrial Lane Johnston RI 02919	92	No
Courtyard by Marriott	32 Exchange Terrace Providence RI 02903	86	No

**Field's Point
List of Permitted Users - 2018**

Company Name	Facility Address	Category	Significant
Cox Communications, Inc. - FP Vault	9 James P Murphy Highway West Warwick RI 02893	27	No
Craig Van Dongen, DDS	372 Ives Street Providence RI 02906	94	No
Crespo Market LLC	1115 Broad Street Providence RI 02905	81	No
Crisloid, LLC	55 Porter Street Providence RI 02905	21	No
Crisp LLC	385 Westminster Street Providence RI 02903	85	No
Cromwell Ventures, LLC	55 Cromwell Street Providence RI 02907	86	No
Cumberland Farms Inc.	744 Branch Avenue Providence RI 02904	85	No
Cumberland Farms, Inc.	1046 Mineral Spring Avenue North Providence RI 02904	74	No
Cumberland Farms, Inc.	663 Killingly Street Johnston RI 02919	85	No
Custom Chrome Services	50 Waterman Avenue North Providence RI 02911	74	No
CV South Street Landing LLC	350 Eddy Street Providence RI 02903	53	No
D & D Chrome Plating	355 Dexter Street Providence RI 02907	41	No
D&D Coffee, Inc.	1800 Smith Street North Providence RI 02911	85	No
D. E. Foods, Inc.	420 Broad Street Providence RI 02907	85	No
D. Palmieri Bakery	624 Killingly Street Johnston RI 02919	89	No
Dama Jewelry Technologies	25 Oakdale Avenue Johnston RI 02919	26	No
D'Ambra Auto Sales	169 Elmwood Avenue Providence RI 02907	97	No
DAPP Enterprises LLC	1041 Douglas Avenue Providence RI 02904	85	No
Dark Lady Inc.	19 Snow Street Providence RI 02903	74	No
Darlington Memory Lane Inc.	1073 Mineral Spring Avenue North Providence RI 02904	86	No
Dave & Buster's	40 Providence Place Providence RI 02903	85	No
Dave's Coffee	341 South Main Street Providence RI 02903	85	No
David I. Konicov, D.D.S.	189 Governor Street Providence RI 02906	94	No
Davies Technical School	50 Jenckes Hill Road Lincoln RI 02865	86	No
Dean Auto Collision Center	700 North Main Street Providence RI 02904	97	No
Dean Auto Collision Center Inc.	30 Livingston Street Providence RI 02904	97	No
Delgado Inc.	499 Cranston Street Providence RI 02907	85	No
DelGreco Family LLC	819 Elmwood Avenue Providence RI 02907	97	No
Della Valle Inc.	286 Atwells Avenue Providence RI 02903	85	No
Delta Enterprises, Inc.	30 Acorn Street Providence RI 02903	74	No
DeLuise Bakery Inc.	1251 Chalkstone Avenue Providence RI 02908	81	No
Den Den Cafe Asiana	161 Benefit Street Providence RI 02903	85	No
Denise M. Shapiro, DDS	40 Elmgrove Avenue Providence RI 02906	94	No
Dent Plus Dental Center	66 Kennedy Plaza Providence RI 02903	94	No
Dental Associates of RI	1414 Atwood Avenue - Suite 350 Johnston RI 02919	94	No
Department of Administration	50 Orms Street Providence RI 02904	52	No

**Field's Point
List of Permitted Users - 2018**

Company Name	Facility Address	Category	Significant
Department of Administration	1 Capitol Hill Providence RI 02908	83	No
Department of Veterans Affairs Medical Center	830 Chalkstone Avenue Providence RI 02908	90	No
Designs International Inc.	1263 Hartford Avenue Johnston RI 02919	42	No
Detroit Collision Center	1189 Douglas Avenue North Providence RI 02904	97	No
Dexter Cleaners	1669 Mineral Spring Avenue North Providence RI 02904	92	No
DiFruscia Industries, Inc.	20-A Starr Street Johnston RI 02919	11	Yes
Dinga Operating LLC	1427 Hartford Avenue Johnston RI 02919	85	No
Diocese of Providence - Office Building	One Cathedral Square Providence RI 02903	52	No
Dolce E Pane	725 Branch Avenue Providence RI 02904	81	No
Dominion Energy Manchester St., Inc.	40 Point Street Providence RI 02903	27	Yes
Domino's Pizza (Broad Street)	526 Broad Street Providence RI 02907	85	No
Downcity Revitalization Fund I, LLC	326 Westminster Street Providence RI 02903	74	No
Downtown Providence Area	See User Notes For Boundaries See Sample Location for JPEG RI	78	No
Drs. Rubinstein & Ducoff, Inc.	362 Ives Street Providence RI 02906	94	No
Drs. Votolato and Pazienza	266 Wayland Avenue Providence RI 02906	94	No
DTC Enterprises	930 Narragansett Boulevard Providence RI 02905	85	No
Dunkin Donuts - Broad Street	315 Broad Street Providence RI 02907	85	No
Dunkin Donuts - Gano Street	133 Gano Street Providence RI 02906	85	No
Dunkin Donuts - Pleasant Valley	14 Pleasant Valley Parkway Providence RI 02908	85	No
Dunkin Donuts (Providence Place Mall)	Providence Place Mall Providence RI 02903	85	No
Dunkin Donuts Center	One LaSalle Square Providence RI 02903	86	No
Dupont Drive Industrial Area	See User Notes For Boundaries See Sample Location for JPEG RI	78	No
Du-Pro-Lux Cleansers	597 Plainfield Street Providence RI 02909	92	No
Durks Bar-B-Q	275 Thayer Street Providence RI 02906	85	No
E&M Enterprises, LTD	16 Sunnyside Avenue Johnston RI 02919	11	Yes
Eagle Laundry Inc.	411 Charles Street Providence RI 02904	25	Yes
East Coast Screen Printing	22 Partridge Street Providence RI 02908	99	No
East End, LLC	244 Wickenden Street Providence RI 02903	85	No
East Side Cottage, LLC	748 Hope Street Providence RI 02906	85	No
East Side Endodontics	130 Waterman Street Providence RI 02906	94	No
East Side Periodontics, Ltd.	324 Angell Street Providence RI 02906	99	No
East Side Pockets, INC	278 Thayer Street Providence RI 02906	85	No
Eastern Screw Company	71 Mill Street Johnston RI 02919	26	No
Eastside Providence, LLC	165 Pitman Street Providence RI 02906	82	No
Easy Entertaining, Inc.	166 Valley Street, Building 10 Providence RI 02909	85	No
Ebisu Restaurant	38 Pontiac Avenue Providence RI 02907	85	No

**Field's Point
List of Permitted Users - 2018**

Company Name	Facility Address	Category	Significant
Edgewood Restaurant Holdings, LLC.	800 Allens Avenue Providence RI 02905	85	No
El Caribeno Restaurant	226 Academy Avenue Providence RI 02908	85	No
El Chapin	271 Plainfield Street Providence RI 02909	85	No
El Charo	1021 Mineral Spring Avenue North Providence RI 02904	85	No
El Eden Express	610 B Elmwood Avenue Providence RI 02907	85	No
El Eden Restaurant	1110 Chalkstone Avenue Providence RI 02908	85	No
El Fogon Latino Restaurant, LLC	1100 Broad Street Providence RI 02905	85	No
El Mogote	1262 Broad Street Providence RI 02905	85	No
El Quiche Bakery Store, Inc.	1076 Chalkstone Avenue Providence RI 02908	81	No
El Rancho Grande	311 Plainfield Street Providence RI 02909	85	No
El Rey De Las Pupusas	1019 Chalkstone Avenue Providence RI 02908	85	No
El Vecinos Supermarket	1035 Broad Street Providence RI 02905	81	No
Electrolizing, Inc.	20 Houghton Street Providence RI 02904	11	Yes
Ellie's Bakery	61 Washington Street Providence RI 02903	85	No
Elliot M. Robbins Funeral Home	2251 Mineral Spring Avenue North Providence RI 02911	96	No
Elmwood Avenue Church of God	297 Elmwood Avenue Providence RI 02907	85	No
Elmwood Community School	708 Elmwood Ave Providence RI 02907	86	No
Elmwood Health Center	225 Elmwood Avenue Providence RI 02907	86	No
Emmily's Restaurant	103 Putnam Pike Johnston RI 02919	74	No
Empire Restaurant Holdings	397 Westminster Street Providence RI 02903	74	No
Enrission	165 Angell Street, 1st Floor Providence RI 02906	85	No
Enterprise Rent-A-Car of R.I. (Johnston)	1674 Hartford Avenue Johnston RI 02919	37	No
Epivax, Inc.	188 Valley Street, Suite 424 Providence RI 02909	95	No
Equilon Enterprises LLC	520 Allens Avenue Providence RI 02905	37	No
ER Jewelry Manufacturing, Inc.	933 Broad Street Providence RI 02907	74	No
Ethan Zamp & Co. Ltd.	125 North Main Street Providence RI 02903	85	No
Excellent Pizza	255 Reservoir Ave. Providence RI 02907	85	No
Exchange ST Hotel LLC	5 Exchange Street Providence RI 02903	74	No
Extreme Auto Recondition	303 Pocasset Avenue Providence RI 02909	97	No
Extreme Clean Laundry Inc.	50 Ann Mary Street Pawtucket RI 02860	92	No
F&F Coffee House, Ltd.	239 Wickenden Street Providence RI 02903	85	No
F. Saia Restaurants, Inc. LLC	1200 Hartford Avenue Johnston RI 02919	85	No
Fairfield University Heights LP	99 Roger Williams Green Providence RI 02904	86	No
Fairfield University Heights LP	99 Roger Williams Green Providence RI 02904	86	No
Fairfield University Heights LP	99 Roger Williams Green Providence RI 02904	86	No
Fairfield University Heights, LP	99 Roger Williams Green Providence RI 02904	86	No

**Field's Point
List of Permitted Users - 2018**

Company Name	Facility Address	Category	Significant
Fairfield University Heights, LP	99 Roger Williams Green Providence RI 02904	86	No
Famiglia e Amici Inc.	762 Hope Street Providence RI 02906	85	No
Fearless Fish Market, LLC	425 West Fountain Street Providence RI 02903	74	No
Federal Hill Area #1	See User Notes For Boundaries See Sample Location for JPEG RI	78	No
Federal Taphouse & Kitchen	279 Atwells Avenue Providence RI 02903	85	No
FedEx Ground Package System, Inc.	29 Green Earth Way Johnston RI 02919	37	No
Fed-Rick Veal Company	125 Sutton Street Providence RI 02903	81	No
Fellini Pizzeria	166 Wickenden Street Providence RI 02903	85	No
Fellini Pizzeria	158 Wickenden Street Providence RI 02903	74	No
Ferguson Perforating Company	130 Ernest Street Providence RI 02905	42	No
Ferrara's Hometown Bar & Grill	560 Killingly Street Unit F Johnston RI 02919	85	No
FI Management, LLC	929 North Main Street Providence RI 02904	92	No
Field's Point Treatment Plant	Two Ernest Street Providence RI 02905	0	No
Figidini Wood Fire Eatery, LLC	67 Washington Street Providence RI 02903	85	No
Finest Car Wash	38 Pleasant Valley Parkway Providence RI 02908	97	No
Firehouse No. 13, LLC	41 Central Street Providence RI 02907	85	No
First Casting, Inc.	64 Dyerville Avenue Johnston RI 02919	59	No
Five Guys	1450 Hartford Avenue Johnston RI 02919	74	No
Flame	734 Eddy Street Providence RI 02905	74	No
Flatbread Providence, Inc.	161 Cushing Street Providence RI 02906	85	No
Food and Beverage Corp.	44 Custom House Street Providence RI 02903	85	No
Food Corp	863 Broad Street Providence RI 02907	82	No
Food For The Soul	149 Admiral Street Providence RI 02908	85	No
Fortnight Wine Bar, LLC	79 Dorrance Street Providence RI 02903	85	No
Forty-Four Donuts, Inc.	39A Putnam Pike Johnston RI 02919	85	No
Four Season's Restaurant	361 Reservoir Avenue Providence RI 02910	85	No
Fran's Place	893 Allens Avenue Providence RI 02905	71	No
Freeway Car Wash	1880 Westminster Street Providence RI 02909	97	No
Fresh Pita	1385 Mineral Spring Avenue North Providence RI 02911	85	No
Friendly Laundromat, Inc.	1000 Chalkstone Avenue Providence RI 02908	92	No
Friendly's	1883 Mineral Spring Avenue North Providence RI 02904	85	No
Friskie Fries	751 Hartford Avenue Johnston RI 02919	85	No
Friskie Fries	100 Washington Street Providence RI 02903	85	No
Froyo World	219 Thayer Street Providence RI 02906	85	No
Fruity Franchise	755 Westminster Street Providence RI 02903	85	No
Fu Ming Chinese Restaurant	9 Greenville Avenue Johnston RI 02919	85	No

**Field's Point
List of Permitted Users - 2018**

Company Name	Facility Address	Category	Significant
Fuji Chen	Providence Place Mall Providence RI 02903	85	No
Fuji Restaurant Group, Inc.	1190 North Main Street Providence RI 02904	85	No
G&R Daou, Inc	9 Wayland Square Providence RI 02906	85	No
G. Tanury Plating Company	100 Railroad Avenue Johnston RI 02919	11	Yes
Ganko Ittetsu Ramen	215 Thayer Street Providence RI 02906	74	No
Gano Holdings, LLC	220 India Street Providence RI 02903	86	No
Gao & Gao, Inc.	1463 Atwood Avenue Johnston RI 02919	85	No
Garden of Eve	405 Harris Avenue Providence RI 02909	85	No
Ga-Rel Manufacturing Company	564 Manton Avenue Providence RI 02909	44	No
Garrahy Garage Construction Site	75 Clifford Street Providence RI 02903	40	No
GD Thayer LLC C/O Gilbane Development Co	257 Thayer Street Providence RI 02906	73	No
Genesis Marketing Group - Warren Avenue	2 Warren Avenue North Providence RI 02911	42	No
Geneva Diner	1162 Douglas Avenue North Providence RI 02904	85	No
Geoff's South Main St.	401 South Main Street Providence RI 02903	85	No
Gilbane Building Company	7 Jackson Walkway Providence RI 02903	53	No
Godiva Chocolatier	110 Providence Place Providence RI 02903	85	No
Golden City	39 Putnam Pike Johnston RI 02919	85	No
Golden Crest Nursing Centre	100 Smithfield Road North Providence RI 02904	86	No
Golden Palace Chinese Restaurant	725 Branch Avenue Providence RI 02907	85	No
Golden Pot, Inc.	150 Elmwood Avenue, Suite 3 Providence RI 02907	85	No
Good Fortune Chinese Restaurant	101 Cadillac Drive Providence RI 02907	74	No
Gorditas, Inc.	351 Atwells Avenue Providence RI 02903	85	No
Gothic Pewter LLC	95 Hathaway Street, Suite 31 Providence RI 02907	43	No
GQS Providence, Inc.	326 Westminster Street Providence RI 02903	85	No
Gracie's Ventures	194 Washington Street Providence RI 02903	85	No
Green Apple	168 Atwells Avenue Providence RI 02903	85	No
Green Basil Thai Restaurant	2086 Mineral Spring Avenue North Providence RI 02911	85	No
Greenville Bakery	269 Greenville Avenue Johnston RI 02919	74	No
Greenway Bistro	259 Front Street Lincoln RI 02865	74	No
Greystone Auto Center	129 Waterman Avenue North Providence RI 02911	97	No
Grieco Fiat Service Center	1670 Hartford Avenue Johnston RI 02919	74	No
Group Theory	183 Angell Street Providence RI 02906	85	No
Guido Murphy, Inc.	1874 Mineral Spring Avenue North Providence RI 02904	85	No
H and A Kitchen	92 Carpenter Street Providence RI 02903	85	No
H&S Management, LLC	1401 Douglas Avenue North Providence RI 02904-4058	85	No
HABC LLC	122 Fountain Street Providence RI 02903	85	No

**Field's Point
List of Permitted Users - 2018**

Company Name	Facility Address	Category	Significant
Hamov- Hotov LLC	761 Hartford Avenue Johnston RI 02919	85	No
Harrison Casting	15 Joy Street Johnston RI 02919	51	No
Hartford Laundromat, Inc.	401 Hartford Avenue Providence RI 02909	92	No
Haruki East Ltd.	172 Wayland Avenue Providence RI 02906	85	No
Hasbro	1 Hasbro Place Providence RI 02903	86	No
Haven Brothers Diner	72 Spruce Street Providence RI 02903-1557	85	No
Hei Place	One Commerce Way Johnston RI 02919	85	No
Hemenway's Seafood Grill & Oyster Bar	121 South Main Street Providence RI 02903	85	No
Heng Heng Restaurant	165 Angell Street Providence RI 02906	85	No
Hershey's Ice Cream Shake Shop Express	Providence Place Mall Providence RI 02903	74	No
High Tide Food Concepts LLC	71 Washington Street Providence RI 02903	85	No
Highlander Charter School	42 Lexington Avenue Providence RI 02907	86	No
Hillview Auto Body	105 Railroad Avenue Johnston RI 02919	97	No
Himalayan Group, LLC	234 Wickenden Street Providence RI 02903	85	No
HNR, LLC	300 George Waterman Road Johnston RI 02919	85	No
Ho Toy	277 Thayer Street Providence RI 02906	85	No
Hobbs Brook Management LLC	1301 Atwood Avenue Johnston RI 02919	86	No
Hobbs Brook Management, LLC	270 Central Avenue Johnston RI 02919	86	No
Hodosh Dental Associates, Inc.	243 Elmwood Avenue Providence RI 02907	94	No
Hoey-Arpin-Williams-King Funeral Home	168 Academy Avenue Providence RI 02908	96	No
Home and Hospice Care of Rhode Island	1085 North Main Street Providence RI 02904	86	No
Homefries Restaurant	1417 Atwood Avenue Johnston RI 02919	85	No
Hometown Cafe and Poke Bar	185 Camp Street Providence RI 02906	74	No
Hometown Pizza and Subs	620 Killingly Street Johnston RI 02919	85	No
Honey Dew Donuts (Allens)	460 Allens Avenue Providence RI 02905	85	No
Hope Club	6 Benevolent Street Providence RI 02906	74	No
Hope Creamery	569 Branch Avenue Providence RI 02904	85	No
Hope Street KFC Inc.	805 North Main Street Providence RI 02904	85	No
Hopkins Manor Ltd	610 Smithfield Road North Providence RI 02904	86	No
Hot Club	25 Bridge Street Providence RI 02903	85	No
Housing Authority of the City of Prov.	243 Smith Street Providence RI 02908	86	No
Hudson Services, Inc.	101 Cranston Street Providence RI 02907	92	No
Hudson Street Deli, LLC	93 Sycamore Street Providence RI 02909	85	No
Hurd Auto Mall LLC	1669 Hartford Avenue Johnston RI 02919	97	No
I Love Mexico	283 Smith Street Providence RI 02908	85	No
I. Broomfield & Son, Inc.	14 LeHigh Street Providence RI 02905	41	No

**Field's Point
List of Permitted Users - 2018**

Company Name	Facility Address	Category	Significant
Iced Coffee, LLC	1680 Hartford Avenue Johnston RI 02919	85	No
Ideal Plating & Polishing Co., Inc.	175 Public Street Providence RI 02903	11	Yes
IGT	10 Memorial Blvd Providence RI 02903	85	No
Imperial Tile & Marble Works Inc.	1006 Charles Street North Providence RI 02904	99	No
India House Inc.	261 Thayer Street Providence RI 02906	85	No
India Restaurant	1060 Hope Street Providence RI 02906	85	No
Induplate LLC	1 Greystone Drive North Providence RI 02911	11	Yes
Industrial Lane Johnston	See User Notes For Boundaries See Sample Location for JPEG RI	78	No
International Chromium Plating	2 Addison Place Providence RI 02909	11	Yes
International Education Partners, LLC.	75 East Street Providence RI 02903	86	No
International Etching, Inc.	7 Ninigret Avenue Providence RI 02907	11	Yes
International Insignia Corporation	1280 Eddy Street Providence RI 02905	11	Yes
Ira Green, Inc.	177 Georgia Avenue Providence RI 02905	11	Yes
Istanbul Gourmet Market, LLC	1706 Mineral Spring Avenue North Providence RI 02904	82	No
Italia, LLC	659 Smith Street Providence RI 02908	85	No
Italian Dessert Service Import, Inc.	59 DePasquale Plaza Providence RI 02903	85	No
Ivy Tavern	758 Hope Street Providence RI 02906	85	No
Izzi Orthodontics	1351 Smith Street North Providence RI 02911	94	No
J & M Convenience Store	718 Plainfield Street Providence RI 02909	85	No
J & W - 91 Friendship	91 Friendship Street Providence RI 02903	53	No
J & W - Athletics Practice Facility	60 Harborside Boulevard Cranston RI 02905	85	No
J & W - Cuisinart Center for Culinary Excellence	333 Shipyard Street Providence RI 02905	86	No
J & W - East Hall	1 Washington Avenue, CUE Providence RI 02905	86	No
J & W - Friedman Center	321 Harborside Boulevard Providence RI 02905	86	No
J & W - Imperial Hall	15 Hospital Street Providence RI 02903	86	No
J & W - John Hazen White Center	30 Chestnut Street Providence RI 02903	85	No
J & W - Renaissance Hall	101 Cedar Street Providence RI 02903	86	No
J & W - South Hall	1 Washington Ave Providence RI 02905	86	No
J & W - Taco Center Criminalistics Lab	10 Abbott Park Place Providence RI 02903	95	No
J & W - West Hall	1 Washington Avenue, CUW Providence RI 02905	86	No
J & W - Wildcat Center	305 Shipyard Street Providence RI 02905	86	No
J & W - Xavier Mercy Hall	60 Broad Street Providence RI 02903	86	No
J & W Chestnut Street	75 Chestnut Street Providence RI 02903	95	No
J & W University	35 Claverick Street Providence RI 02903	74	No
J & W Xavier Academics Center	261 Pine Street Providence RI 02903	86	No
J & W-Chestnuts	59 Chestnut Street Providence RI 02903	85	No

**Field's Point
List of Permitted Users - 2018**

Company Name	Facility Address	Category	Significant
J & W-Harborside Academics	265 Harborside Blvd. Providence RI 02905	86	No
J & W-McNaulty Hall	101 Pine Street Providence RI 02903	86	No
J & W-Snowden Hall	32 Page Street Providence RI 02903	86	No
J.F. Skeffington Funeral Home	925 Chalkstone Avenue Providence RI 02908	96	No
J.M.V. Pizza & Subs	35 Smithfield Road North Providence RI 02904	85	No
JAAR Realty, LLC	146 Acorn Street Providence RI 02903	85	No
Jacky's Galaxy Providence	Water Place Towers, 200 Exchange Street Providence RI 02903	85	No
Jacky's Restaurant and Banquets	1488 Mineral Spring Avenue North Providence RI 02904	85	No
Jacob Werba, DDS	655 Broad Street Providence RI 02907	94	No
Jade House	1852 Smith Street North Providence RI 02911	85	No
Jahunger	333 Wickenden Street Providence RI 02903	85	No
Jains's Laundry, Inc.	39 Putnam Pike Johnston RI 02919	92	No
JAMRA, Inc.	680 Admiral Street Providence RI 02908	85	No
Jan Co Central, Inc.	155 Thurbers Avenue Providence RI 02905	85	No
Jan Co, Inc.	1375 Hartford Avenue Johnston RI 02919	85	No
Jan Co. Central, Inc.	9 Putnam Pike Johnston RI 02919	85	No
Jeanette's Bakery	348 Branch Avenue Providence RI 02904	81	No
Jelly Donuts LLC	1132 Mineral Spring Avenue North Providence RI 02904	85	No
JERA Providence LLC	124 Providence Place Mall Providence RI 02903	74	No
JH Restaurant Providence LLC	36 Exchange Terrace Providence RI 02903	85	No
Jiang Li, LLC	1025 Chalkstone Avenue Providence RI 02908	92	No
Jinco Redevelopment	P.O.Box 27096 Providence RI 02907-0596	74	No
JJ Group, Inc.	1386 Atwood Avenue Johnston RI 02919	85	No
JLC Foods, Inc.	1920 Mineral Spring Avenue North Providence RI 02904	85	No
JL's Dana's Sports Lounge	1410 R Mineral Spring Avenue North Providence RI 02904	85	No
JMA Inc.	393 Charles Street Providence RI 02904	85	No
Joest LLC	134 Atwells Avenue Providence RI 02903	85	No
John Nazarian Center for the Performing	600 Mount Pleasant Avenue Providence RI 02908	73	No
John Rocchio Corp.	Field's Point Drive Providence RI 02905	40	No
John T. A. Romano DDS, Inc.	463 Broadway Providence RI 02909	94	No
Johnston Dental Group, LLC	1524 Atwood Avenue, Suite 438 Johnston RI 02919	94	No
Johnston Family Dentistry	1136 Hartford Avenue Johnston RI 02919	94	No
Johnston Family LLC	249 Thayer Street Providence RI 02903	74	No
Johnston Public Schools	4 School Street Johnston RI 02919	86	No
Johnston Senior Center	1291 Hartford Avenue Johnston RI 02919	86	No
Johnston Taco, LLC	1379 Atwood Avenue Johnston RI 02919	85	No

**Field's Point
List of Permitted Users - 2018**

Company Name	Facility Address	Category	Significant
Jon Roc Linc	100 Twin River Road Lincoln RI 02865	85	No
Jozon Enterprises, Inc.	739 Hartford Avenue Providence RI 02919-5418	85	No
JPL Enterprises, LLC	1258 Broad Street Providence RI 02905	81	No
JRB LLC	318 Broadway Providence RI 02909	85	No
JR's Providence, LLC	371 Richmond Street Providence RI 02903	85	No
Karaoke Box	122 Fountain Street Providence RI 02903	85	No
KCW Management LLC	695 North Main Street Providence RI 02904	85	No
KD Hospitalities	32 Spruce Street Providence RI 02903	85	No
Kelly's Car Wash, Inc.	200 Charles Street Providence RI 02904	97	No
Ken Rocha Collision, LLC	555 Cranston Street Providence RI 02907	97	No
Kentucky Fried Chicken (Johnston)	1477 Atwood Avenue Johnston RI 02919	85	No
KG Kitchenbar	771 Hope Street Providence RI 02906	85	No
Khoo Kitchen	633 Charles Street Providence RI 02904	85	No
Killingly Industrial Area	See User Notes For Boundaries See Sample Location for JPEG RI	78	No
King Restaurant, Inc.	262 South Water Street Providence RI 02903	85	No
KJB Industries Inc.	49 Peck Street Providence RI 02903	85	No
KLEOS-RI	250 Westminster Street Providence RI 02905	85	No
Knead Doughnuts	135 Elmgrove Avenue Providence RI 02906	85	No
Knead Doughnuts	32 Custom House Street Providence RI 02903	85	No
Koi Palace, LLC	1027 Charles Street North Providence RI 02904	85	No
Kozy Group, LLC	1481 Broad Street Providence RI 02905	85	No
KSB LLC Subway	539C Smith Street Providence RI 02908	85	No
KVRH Foods Inc.	51 Silver Spring Street Providence RI 02904	85	No
L T Treats, Inc.	169 Providence Place Mall Providence RI 02903	85	No
L&R Granite Inc.	300 Morgan Avenue Johnston RI 02919	42	No
L.A. Baileys	1046 Charles Street North Providence RI 02904	85	No
L.N.P. Enterprises, Inc.	887 North Main Street Providence RI 02904	85	No
L/M Taco RI	1481 Mineral Spring Avenue North Providence RI 02911	85	No
L/M TacoRI Inc.	1304 Broad Street Providence RI 02905	85	No
La Artesa Bakery Inc.	216 Academy Avenue Providence RI 02908	81	No
La Broa Pizza	925 Broad Street Providence RI 02907	85	No
La Gran Parada	937 Broad Street Providence RI 02905	85	No
La Lin Enterprises, Inc.	524-528 Cranston Street Providence RI 02907	92	No
La Lupita Tacos Mexicanos LLC	1950 Westminster Street Providence RI 02909	85	No
La Mei Hot Pot	256 Broadway Providence RI 02903	85	No
La Poblanita Carnicería Mexicana	273 Academy Avenue Providence RI 02908	81	No

**Field's Point
List of Permitted Users - 2018**

Company Name	Facility Address	Category	Significant
La Roca Restaurant	1150 Elmwood Avenue Providence RI 02907	85	No
La Rubia Cafeteria	338 Pocasset Avenue Providence RI 02909	85	No
La Rueda Restaurant	1421 Broad Street Providence RI 02905	85	No
La Sonrisa Cafeteria Restaurant	320 Broad Street Providence RI 02907	85	No
Ladder 133 Bar and Grill	133 Douglas Avenue Providence RI 02908	85	No
Lancellotta's Banquet Restaurant	1113 Charles Street North Providence RI 02904	85	No
Lang's Bowlarama, Inc.	225 Niantic Avenue Cranston RI 02907-3186	85	No
Lanni Restaurant Group, LLC	16 Josephine Street North Providence RI 02904	85	No
LaSalle Academy	612 Academy Avenue Providence RI 02908	86	No
LaSalle Bakery	993 Smith Street Providence RI 02908	85	No
LaSalle Donuts Inc.	1009 Smith Street Providence RI 02908	85	No
Laughing Gorilla LLC	60 Valley Street Providence RI 02909	85	No
Laundromax - 1315 Broad Street, LLC	1315 Broad Street Providence RI 02905	92	No
Laundromax - 395 Admiral Street LLC	395 Admiral Street Providence RI 02908	92	No
Laundromax - 932 Atwells Ave LLC	932 Atwells Avenue Providence RI 02903	92	No
Laundromax - Mineral Spring Avenue	1778 Mineral Spring Avenue North Providence RI 02904	92	No
Laundry World	722 Cranston Street Providence RI 02907-3059	92	No
Laurelmead Cooperative Inc.	355 Blackstone Boulevard Providence RI 02906	86	No
Lawrence P. Stephenson, DDS, Ltd.	1826 Mineral Spring Avenue North Providence RI 02904	94	No
Lawrence Page, DMD, Inc.	31 Elmgrove Avenue Providence RI 02906	94	No
Layali	36 Weybosset Street Providence RI 02903	85	No
LCP Providence Hotel Investment	139 Mathewson Street Providence RI 02903	86	No
Li Li Wok	600 Douglas Avenue Providence RI 02908	85	No
Lifespan Physician Group/Womens Medicine	148 West River Street, Suite 8 Providence RI 02904	95	No
Light & Conforti DMDs, LLC	189 Waterman Street Providence RI 02906	94	No
Lighthouse Restaurant, Inc.	1665 Hartford Avenue Johnston RI 02919	85	No
Like No Udder, LLC	170 Ives Street Providence RI 02906	85	No
Lima Elementary School	222 Daboll Street Providence RI 02907	86	No
Lima Subs, LLC	306B Charles Street Providence RI 02904	85	No
L'Image	6 Industrial Lane Johnston RI 02919	42	No
Lincoln School	301 Butler Avenue Providence RI 02906	86	No
Livi's Pocket LLC	65 Weybosset Street, Unit 101 Providence RI 02903	85	No
LNP Enterprises, Inc.	1744 Mineral Spring Avenue North Providence RI 02911	85	No
Long Live Beer Works	40 R Sprague Street Providence RI 02907	74	No
Long Live Beerworks	425 West Fountain Street Providence RI 02903	89	No
Long River Restaurant	433 Plainfield Street Providence RI 02909	85	No

**Field's Point
List of Permitted Users - 2018**

Company Name	Facility Address	Category	Significant
Los Andes Restaurant	903 Chalkstone Avenue Providence RI 02908	85	No
Lotus Garden	223 Atwells Avenue Providence RI 02903	74	No
Louis Family Restaurant	286 Brook Street Providence RI 02906	85	No
Lovera VIP	1266 Broad Street Providence RI 02905	85	No
Lucky Kitchen	752 Hope Street Providence RI 02906	85	No
Luigi's Restaurant & Gourmet Express	1359 Hartford Avenue Johnston RI 02919	85	No
Luxe Burger Bar	5 Memorial Boulevard Providence RI 02903	85	No
M&M Diner	1031 Plainfield Street Johnston RI 02919	74	No
M&T Super Market	1059 Broad Street Providence RI 02905	74	No
M. G. Motors Inc.	1402 Atwood Avenue Johnston RI 02919	97	No
Mac-Gray Services, Inc.	550 Hartford Avenue Providence RI 02909	92	No
Magic Gas & Carwash, Inc.	1885 Mineral Spring Avenue North Providence RI 02911	97	No
Magna Spirits, Inc.	122 Washington Street Providence RI 02903	85	No
Mahr, Inc	1144 Eddy Street Providence RI 02905-4509	52	No
Mahr, Inc.	1139 Eddy Street Providence RI 02905	11	Yes
Mainelli Tool & Die, Inc.	30 Houghton Street Providence RI 02904	42	No
Malachi's	134 Ives Street Providence RI 02906	74	No
Mansolillo, Mansolillo & Mansolillo LLC	1347 Hartford Avenue Johnston RI 02919	94	No
Manton Donuts, Inc.	51 Manton Avenue Providence RI 02909	85	No
Mare Restaurant, LLC	229 Waterman Street Providence RI 02906	85	No
Mark Precision, Inc.	70 Salmon Street Providence RI 02909	42	No
Markos Automotive	141 Manton Avenue Providence RI 02909	97	No
Martin S. Hanoian, DMD, Ltd.	595 Hope Street Providence RI 02906-2699	94	No
Maru-Ken, Inc.	69 Washington Street Providence RI 02903	85	No
Masala Indian Cuisine	1920 Mineral Spring Avenue North Providence RI 02904	85	No
Maya Bakery	113-115 Valley Street Providence RI 02909	81	No
Maya Guatemala, Inc.	264 Pocasset Avenue Providence RI 02909	85	No
McAllister Towing of Narragansett Bay	1 India Street Providence RI 02903	80	No
McAuley House	622 Elmwood Avenue Providence RI 02907	85	No
McBride's Pub	161 Wayland Avenue Providence RI 02906	85	No
McCormick & Schmick Restaurant	11 Dorrance Street Providence RI 02903	85	No
McDonalds - Branch Avenue	736 Branch Avenue Providence RI 02904	85	No
McDonald's/Kristin Foods, Inc.	1377 Atwood Avenue Johnston RI 02919	85	No
MCM Technologies	175 Dupont Drive Providence RI 02907	24	No
Meast, LLC	58 DePasquale Avenue Providence RI 02903	85	No
Meeting Street	1000 Eddy Street Providence RI 02905	86	No

**Field's Point
List of Permitted Users - 2018**

Company Name	Facility Address	Category	Significant
Mega Solutions, LLC	250 Brook Street Providence RI 02906	85	No
Mekong Market	314 Broad Street Providence RI 02907	81	No
Meller Optics, Inc.	120 Corliss Street Providence RI 02904	27	No
Metallurgical Solutions, Inc.	85 Aldrich Street Providence RI 02905	11	Yes
Metro Motor, Inc.	1880 Hartford Avenue Johnston RI 02919	85	No
Metropolitan Career & Tech Ctr	325 Public Street Providence RI 02905	86	No
Mi Esquina Restaurant	1461 Broad Street Providence RI 02905	85	No
Mi Guatemala Restaurant	1049 Atwells Avenue Providence RI 02909	85	No
Mi Hacienda Restaurant	603 Plainfield Street Providence RI 02909	85	No
Mi Quisqueya Supermarket	933 Broad Street Providence RI 02907	81	No
Mi Sueno Inc.	1070 Broad Street Providence RI 02905	85	No
Mill Street Industrial Area	See User Notes For Boundaries See Sample Location for JPEG RI	78	No
Mills Coffee Roasting Co.	1058 Broad Street Providence RI 02905	89	No
Mills Tavern	101 North Main Street Providence RI 02903-1366	85	No
Minervas Pizza	20 South Angell Street Providence RI 02906	85	No
Minetin Frozen Yogurt	1 Providence Place Providence RI 02903	85	No
Miriam Hospital	164 Summit Avenue Providence RI 02906	90	No
Miriam Hospital - Rise Building	14 Third Street Providence RI 02906	95	No
Miriam Hospital - West River Road	146 West River Street Providence RI 02904	94	No
Mohegan Johnston (SM) Subs, LLC	1412 Atwood Avenue Johnston RI 02919	85	No
Mohegan Johnston (SM), LLC	1412 Atwood Avenue Johnston RI 02919	85	No
Monahan-Drabble-Sherman	230 Waterman Street Providence RI 02906	96	No
Monarch Metal Finishing Co. - Aurora St.	29 Aurora Street Providence RI 02908	11	Yes
Monarch Metal Finishing, Inc.	189 Georgia Avenue Providence RI 02905	11	Yes
Monro, Inc.	1400 Atwood Avenue Johnston RI 02919	97	No
Montecristo Restaurant LLC	488 Elmwood Avenue Providence RI 02907	85	No
Moody Machine Products, Inc.	141 Carolina Avenue Providence RI 02905	21	No
Moran Foods, LLC	361 Reservoir Avenue Providence RI 02907	82	No
Moran Transportation Industries, Inc.	106 Francis Street Providence RI 02903	52	No
Morgan Mill Metals, LLC	25 Morgan Mill Road Johnston RI 02919	41	No
Moses Brown School	250 Lloyd Avenue Providence RI 02906	86	No
Mount Pleasant High School	434 Mount Pleasant Avenue Providence RI 02908	86	No
Mr. Biggs Saloon	1463 Atwood Avenue Johnston RI 02919	85	No
Mundo de Cigar	1622 Mineral Spring Avenue North Providence RI 02904	85	No
Muse Paintbar	117 North Main Street Providence RI 02903	99	No
Mutual Cornell	136 Corliss Street Providence RI 02904	95	No

**Field's Point
List of Permitted Users - 2018**

Company Name	Facility Address	Category	Significant
My Car, Incorporated	1178 Atwood Avenue Johnston RI 02919	97	No
Nabsys 2.0 LLC	60 Clifford Street Providence RI 02903	95	No
Nami Japanese Restaurant	198 Atwells Avenue Providence RI 02903	85	No
Nara, LLC	248 Atwells Avenue Providence RI 02903	85	No
Narr. Electric (Allens Ave.)	642 Allens Avenue Providence RI 02905	52	No
Narr. Electric Co.-Vault Op.-FP	280 Melrose Street Providence RI 02907-2157	27	No
Narragansett Electric - Melrose Chiller	280 Melrose Street Providence RI 02907	51	No
Narragansett Improvement Co.	223 Allens Avenue Providence RI 02903	35	No
Narragansett Jewelry	100 Dupont Drive Providence RI 02907	11	Yes
Naseeb Corporation	912 Broad Street Providence RI 02907	85	No
Nathan Bishop Middle School	101 Sessions Street Providence RI 02906	86	No
National Amusements, Inc.	Ten Providence Place Providence RI 02903	99	No
NBC - Water Quality Science Building	Seven Service Road Providence RI 02905	95	No
NC Dental, Inc.	1387 Broad Street Providence RI 02905	94	No
Nero Enterprises	235 Promenade Street Suite 100 Providence RI 02905	85	No
Nettie's Kettle Corn, LLC	1789 Smith Street North Providence RI 02911	74	No
New China	1331 Broad Street Providence RI 02905	85	No
New England Petroleum Terminal, LLC.	130 Terminal Road Providence RI 02905	59	No
New Harvest Coffee	65 Weybosset Street (Unit 118) Providence RI 02903	85	No
New Rivers Restaurant Group Inc.	9 Steeple Street Providence RI 02903	85	No
New Sky Market Inc.	744 Cranston Street Providence RI 02907	82	No
New Volpe Tailoring and Cleaning	592 Charles Street Providence RI 02904	92	No
New Wing Kee B-B-Q & Poultry	45 Central Street Providence RI 02907	85	No
NGC INC.	74 Railroad Avenue Johnston RI 02919	81	No
Nice Slice LLC	767 Westminster Street Providence RI 02903	85	No
Nickel Corporation	833-835 Hope Street Providence RI 02906	85	No
Nickel, Brass and Copper Wire, LLC	1 Horton Street Providence RI 02904	41	No
Nick's Auto Body, Inc.	44 Bradford Street Providence RI 02903	97	No
Nicks on Broadway	500 Broadway Providence RI 02909	85	No
NNC of Rhode Island, Inc.	1525 Hartford Avenue Johnston RI 02919	97	No
Noodles 102	102 Ives Street Providence RI 02906	85	No
Nordstrom, Inc.	6 Providence Place Providence RI 02903	85	No
Norman Brice Seggel	535 South Main Street Providence RI 02903	94	No
North Providence Dental Associates	1635 Mineral Spring Avenue North Providence RI 02904	94	No
North Providence High School	1828 Mineral Spring Avenue North Providence RI 02904	86	No
Northeast Environmental	472 Smith Street Providence RI 02908	95	No

**Field's Point
List of Permitted Users - 2018**

Company Name	Facility Address	Category	Significant
Northland Environmental LLC	252 Allens Avenue Providence RI 02905-5002	43	No
NsGene, Inc.	225 Chapman Street, Suite 201 Providence RI 02906	95	No
Nueva San Salvador Bakery, Inc.	1075 Chalkstone Avenue Providence RI 02908	81	No
Number One Cleaners RI 2016, Inc.	629 Killingly Street Johnston RI 02919	92	No
Nunez Fruits Market	1437 Broad Street Providence RI 02905	81	No
Oak 'N' Willow LLC	460 Wickenden Street Providence RI 02903	85	No
Oberlin	186 Union Street Providence RI 02903	85	No
Ocean State Laundry	361 Reservoir Avenue Providence RI 02907	92	No
Ocean State Metals, Inc.	80 Delaine Street Providence RI 02909	46	No
Ocean State Peeled Potatoes	1587 Plainfield Pike Johnston RI 02919	81	No
Ocean State Sandwich Company	155 Westminster Street Providence RI 02903	85	No
Ogie's Trailer Park	1155 Westminster Street Providence RI 02909	85	No
Old Canteen Restaurant	120 Atwells Avenue Providence RI 02903	85	No
Olneyville NY System	18 Plainfield Street Providence RI 02909	85	No
Olson & Parent Funeral Home, Inc.	417 Plainfield Street Providence RI 02909	96	No
Olympic Pizza	1323 Broad Street Providence RI 02905	85	No
Omni Providence Hotel	One West Exchange Street Providence RI 02903	86	No
On the Go Laundromat	783 Hope Street Providence RI 02906	92	No
Orbit Energy Rhode Island, LLC.	289 Scituate Avenue Johnston RI 02919	34	Yes
OSI/Fleming's, LLC	1 West Exchange Street Providence RI 02903	85	No
Our Lady of the Rosary	21 Traverse Street Providence RI 02903	85	No
OV's Restaurant	489 Allens Avenue Providence RI 02905	85	No
P.F. Chang's China Bistro, Inc.	111 Providence Place Providence RI 02903	85	No
P.R.I. XVIII, L.P.	1 West Exchange Street Providence RI 02903	86	No
Pablo and Juan Jimenez	981 Broad Street Providence RI 02905	82	No
Panaderia El Paisano	928 Plainfield Street Johnston RI 02919	82	No
Panaderia El Quetzal, Inc.	445 Hartford Avenue Providence RI 02909	81	No
Pane E Vino	365 Atwells Avenue Providence RI 02903	85	No
Panera Bread	43 Providence Place Providence RI 02903	85	No
Panza	187 Matthewson Street Providence RI 02903	74	No
Papa Gino's	1450 Atwood Avenue Johnston RI 02919	85	No
Parkside Rotisserie & Bar	76 South Main Street Providence RI 02903	85	No
Parkview Bakery Cafe	1228 Broad Street Providence RI 02905	85	No
Pasha Lounge	840 Allens Avenue Providence RI 02905	85	No
Passionflower, Inc.	840 Allens Avenue Providence RI 02905	85	No
Pasta Beach Wayland Square LLC	195 Wayland Avenue Providence RI 02906	85	No

**Field's Point
List of Permitted Users - 2018**

Company Name	Facility Address	Category	Significant
Pastiche	92 Spruce Street Providence RI 02903	85	No
Paul Cuffee High School	544 Elmwood Ave Providence RI 02907	86	No
Paul Cuffee School	459 Promenade Street Providence RI 02908	86	No
Paul's Dry Cleaning Services, Inc.	571 Hartford Avenue Providence RI 02909	92	No
Pauly Penta's Italian Deli	1290 Mineral Spring Avenue North Providence RI 02904-4606	85	No
Pearl Gray LLC	393 West Fountain Street Providence RI 02903	85	No
Pediatric Dentistry	226 Waterman Street Providence RI 02906-4387	94	No
People's Baptist Church	1275 Elmwood Avenue Cranston RI 02907	85	No
Pepper Dining, Inc.	255 Collyer Street Providence RI 02904	85	No
Perel & Bilder, Inc.	116 Wayland Avenue Providence RI 02906	94	No
Periodontal Associates	189 Governor Street Providence RI 02906	94	No
Periodontics, Inc.	167 Gano Street Providence RI 02906	99	No
Persimmon Restaurant, LLC	99 Hope Street Providence RI 02906-2027	85	No
Pescatore's Seafood, Inc.	1505 Atwood Avenue Johnston RI 02919	81	No
Peter Pan Bus Lines	One Peter Pan Way Providence RI 02904	37	No
PG Foods Inc.	1017 Smith Street Providence RI 02908	85	No
Philip D. Barr, DDS	247 South Main Street Providence RI 02903	94	No
Pho Horn's Inc.	50 Ann Mary Street Pawtucket RI 02860	85	No
Pierce Manor	20 Grand Street Providence RI 02907	86	No
Pilgrim Screw Corporation	120 Sprague Street Providence RI 02907	11	Yes
Pine Street Ale House	52 Pine Street Providence RI 02903	74	No
Pinelli's Restaurant & Bar	1035 Douglas Avenue Providence RI 02904	85	No
Pinkberry	128 Providence Place, Level 3 Providence RI 02903	85	No
Pio Pio Restaurant	489 Plainfield Street Providence RI 02909	85	No
Pitos Restaurant I	1029 Broad Street Providence RI 02905	85	No
Pizza Hut	1101 Mineral Spring Avenue North Providence RI 02904	74	No
Pizza J	967 Westminster Street Providence RI 02903	85	No
Pizza Palace	1583 Plainfield Pike Johnston RI 02919	85	No
Pizza Pie Er	374 Wickenden Street Providence RI 02903	85	No
Pizza Queen - Smith Street	895 Smith Street Providence RI 02908	85	No
Pizza Queen - Weybosset Street	215 Weybosset Street Providence RI 02903	85	No
Pizza Roma	1092 Chalkstone Avenue Providence RI 02908	85	No
Pizzeria Gusto, Inc.	259 Broadway Providence RI 02903	85	No
PJ's Pub of Johnston LLC	198 Putnam Pike Johnston RI 02919	85	No
Plainfield Donuts, Inc.	672 Plainfield Street Providence RI 02903	85	No
Plainfield Street Mill Complex	See User Notes For Boundaries See Sample Location for JPEG RI	78	No

**Field's Point
List of Permitted Users - 2018**

Company Name	Facility Address	Category	Significant
Pocasset Bay Retirement Community	12 Old Pocasset Lane Johnston RI 02919	86	No
Pocasset Mill Complex	See User Notes For Boundaries See Sample Location for JPEG RI	78	No
Poke For Me 4, LLC	213 Thayer Street Providence RI 02906	85	No
Pollo Campero	661 Atwells Avenue Providence RI 02909	85	No
Popeye's Chicken	77 Reservoir Avenue Providence RI 02909	85	No
Popeye's Chicken and Biscuits	Providence Place Mall Providence RI 02903	85	No
Port of Providence	See User Notes For Boundaries See Sample Location for JPEG RI	78	No
Portion Meat Associates	356 Valley Street Providence RI 02908	81	No
Pranzi Catering	10 Rosario Drive Providence RI 02909-5402	85	No
PRI I	21 Atwells Ave Providence RI 02903	85	No
PRI I, LP	21 Atwells Avenue Providence RI 02903	86	No
PRI XII, LP	100 Sabin Street Providence RI 02903	74	No
Price Rite	325 Valley Street Providence RI 02908	82	No
PRII, LP	21 Atwells Avenue Providence RI 02903	85	No
Prince Enameling Company, Inc.	10 Alcazar Avenue Johnston RI 02919	42	No
Princess and Sons Three, LLC	1755 Smith Street North Providence RI 02911	85	No
Princess Enterprises II, Inc.	583 Elmwood Avenue Providence RI 02907	85	No
Pristine Auto Salon	140 Vandewater Street Providence RI 02908	97	No
Promenade Area	See User Notes For Boundaries See Sample Location for JPEG RI	78	No
Prospect CharterCARE RWMC, LLC	825 Chalkstone Avenue Providence RI 02908	90	No
Prospect CharterCARE RWMC, LLC (Maude)	50 Maude Street Providence RI 02908	90	No
Prospect CharterCARE SJHSRI	200 High Service Avenue North Providence RI 02904	90	No
Prospect CharterCARE SJHSRI, LLC	21 Peace Street Providence RI 02907	74	No
Prothera Biologics, Inc.	349 Eddy Street Providence RI 02903	95	No
Prov. College- Albertus Magnus	Providence College Campus Providence RI 02918	95	No
Prov. College- Suite Building	Providence College Campus Providence RI 02918	86	No
Prov. College-Peterson Recreation Center	Providence College Campus Providence RI 02918	89	No
Prov. Journal Co. - Production Facility	1 Providence Place Way Providence RI 02903	24	Yes
Providence Auto Body, Inc.	350 Silver Spring Street Providence RI 02904	97	No
Providence Auto Body, Inc.	476 Silver Spring Street Providence RI 02904	74	No
Providence Biltmore Hotel	11 Dorrance Street Providence RI 02903	86	No
Providence Brewing Company LLC	1920 Mineral Spring Avenue, Suite 11 North Providence RI 02904	89	No
Providence Capital III, LLC	170 Westminster Street Providence RI 02903	86	No
Providence Career & Technical Academy	41 Fricker Street Providence RI 02903	86	No
Providence Coal Fired Pizza	385 Westminster Street Providence RI 02903	85	No
Providence College - Alumni Hall	Providence College Campus Providence RI 02918	86	No

**Field's Point
List of Permitted Users - 2018**

Company Name	Facility Address	Category	Significant
Providence College - Aquinas Hall	Providence College Campus Providence RI 02918	86	No
Providence College - Bedford Hall	Providence College Campus Providence RI 02918	86	No
Providence College - Ceramics	Providence College Campus Providence RI 02918	89	No
Providence College - Davis Hall	Providence College Campus Providence RI 02918	86	No
Providence College - Ditragia Hall	Providence College Campus Providence RI 02918	86	No
Providence College - Fennell Hall	Providence College Campus Providence RI 02918	86	No
Providence College - Guzman Hall	Providence College Campus Providence RI 02918	86	No
Providence College - Hickey/Sowa Hall	Providence College Campus Providence RI 02918	95	No
Providence College - Hunt-Cavanagh	Providence College Campus Providence RI 02918	93	No
Providence College - Italy Street	7 Italy Street Providence RI 02918	97	No
Providence College - Joseph Hall	Providence College Campus Providence RI 02918	86	No
Providence College - Mal Brown Hall	Providence College Campus Providence RI 02918	86	No
Providence College - McDermott Hall	Providence College Campus Providence RI 02918	86	No
Providence College - McVinney Hall	Providence College Campus Providence RI 02918	86	No
Providence College - Meagher Hall	Providence College Campus Providence RI 02918	86	No
Providence College - Raymond Hall	Providence College Campus Providence RI 02918	86	No
Providence College - Schneider Arena	Providence College Campus Providence RI 02918	89	No
Providence College- Cunningham Hall	Providence College Campus Providence RI 02918	86	No
Providence College- Smith Ctr. for Arts	Providence College Campus Providence RI 02918	99	No
Providence College-Power Plant	Huxley Avenue Providence RI 02918	53	No
Providence College-School of Business	Providence College Campus Providence RI 02918	85	No
Providence College-Service Building	Providence College Campus Providence RI 02918	99	No
Providence College-St. Aquinas Priory	Providence College Campus Providence RI 02918	86	No
Providence Community Health Centers, Inc	335R Prairie Avenue Providence RI 02905	94	No
Providence Community Library	1 Olneyville Square Providence RI 02909	84	No
Providence Dental Group	200 Waterman Street Providence RI 02906	94	No
Providence Elementary School	50 Springfield Street Providence RI 02909	86	No
Providence Oyster Bar	283 Atwells Avenue Providence RI 02903	85	No
Providence Pancakes, Inc.	45 Pleasant Valley Parkway Providence RI 02908	85	No
Providence Parks Department	350 Niantic Avenue Providence RI 02907	85	No
Providence Place Pockets	288 Thayer Street Providence RI 02906	85	No
Providence Public Safety Complex	325 Washington Street Providence RI 02903	86	No
Providence River Animal Hospital	131 Point Street Providence RI 02903	99	No
Providence School Department	65 Greenwich Avenue Providence RI 02907	86	No
Providence School Department	60 Camden Avenue Providence RI 02908	86	No
Providence School Dept.	152 Springfield Street Providence RI 02909-5833	86	No

**Field's Point
List of Permitted Users - 2018**

Company Name	Facility Address	Category	Significant
Providence Schools	1450 Broad Street Providence RI 02908	86	No
Providence Schools	99 Kenyon Street Providence RI 02903	86	No
Providence Schools	182 Thurbers Avenue Providence RI 02905	86	No
Providence Schools - 797 Cafe	797 Westminster Street Providence RI 02903	85	No
Providence Specialty Products	33 Dearborn Street Providence RI 02909	34	Yes
Providence Water	125 Dupont Drive Providence RI 02907	37	No
Pure Haven, LLC	One Carding Lane Johnston RI 02919	35	No
Putnam Street Laundromat Inc.	72 Putman Street Providence RI 02909	92	No
PVD Bread LLC	103 Point Street Providence RI 02903	85	No
PVDonuts, LLC	79 Ives Street Providence RI 02906	85	No
Quality Beef Co., Inc.	25 Bath Street Providence RI 02908	81	No
Quality Seafood	23 A Greenville Avenue Johnston RI 02919	81	No
Quality Spraying Technologies	150 Park Lane Providence RI 02907	27	No
Quay, LLC	200 Exchange Street, Unit A Providence RI 02903	85	No
Quest Diagnostics Inc. (Atwood)	1524 Atwood Avenue, Suite LL1 Johnston RI 02919	95	No
R & J Manufacturing Company	One Carding Lane Johnston RI 02919	24	No
R.I. Beef & Veal, Inc	60 Armento Street Johnston RI 02919	81	No
R.I. D.O.T.-Materials Testing	Two Capitol Hill Providence RI 02903	95	No
R.I. Hospital - Coro Building	167 Point Street Providence RI 02903	95	No
R.I. Hospital - Hasbro Childrens	593 Eddy Street Providence RI 02903	90	No
R.I. Provision Company	5 Day Street Johnston RI 02919	81	No
R.I.P.T.A. - 750 Elmwood	750 Elmwood Avenue Providence RI 02907	37	No
R.I.P.T.A. - Bus Cleaning	265 Melrose Street Providence RI 02905	37	No
R.I.P.T.A. - Para-Transit Facility	705 Elmwood Avenue Providence RI 02907	37	No
R.I.P.T.A.-New Bus Facility	269 Melrose Street Providence RI 02907	37	No
RAA, Inc.	141 Atwells Avenue Providence RI 02903	85	No
Rainbow Cleaners, Inc.	101 Reservoir Avenue Providence RI 02907	92	No
Rainbow Water	328 Broad Street Providence RI 02907	85	No
Ralde LLC	718 Plainfield Street Providence RI 02909	92	No
Rangina, Inc.	936 Atwells Avenue Providence RI 02909	85	No
Ran-Zan	1084 Hope Street Providence RI 02906	85	No
Rasmeay Corp.	1088 Chalkstone Providence RI 02908	85	No
RB Donuts Inc.	1113 Mineral Spring Avenue North Providence RI 02904	85	No
RB Donuts, Inc.	10 Waterman Avenue North Providence RI 02911	85	No
RCJ Inc.	55 Pine Street Providence RI 02903	85	No
Reali's Fine Italian Cuisine	79 Putnam Pike Johnston RI 02919	85	No

**Field's Point
List of Permitted Users - 2018**

Company Name	Facility Address	Category	Significant
Rebel Lounge and Restaurant	50 Exchange Terrace Providence RI 02903	85	No
Rebelle Artisan Bagels	110 Doyle Street Providence RI 02906	85	No
Rec Room PVD, LLC	383 Admiral Street Providence RI 02908	74	No
Red Ginger	560 Killingly Street Johnston RI 02919	85	No
Red Stripe East Side, LLC.	465 Angell Street Providence RI 02906	85	No
Regency Plaza	One Regency Plaza Providence RI 02903-3158	86	No
Regency Plaza - East Building #3	Three Regency Plaza Providence RI 02903-3113	86	No
Regency Plaza - West Building #2	Two Regency Plaza Providence RI 02903-3149	86	No
Renaissance Providence	5 Avenue of the Arts Providence RI 02903	86	No
Reservoir Avenue School	156 Reservoir Avenue Providence RI 02907	86	No
Reservoir Triangle	See User Notes For Boundaries See Sample Location for JPEG RI	78	No
Restaurant Associates of Prov. LLC I	61 Orange Street Providence RI 02903	85	No
Restaurant Associates of Prov. LLC II	61 Orange Street Providence RI 02903	85	No
Restaurant Mexico Garibaldi	948 Atwells Avenue Providence RI 02909	85	No
Rhode Island Billiards Club	2026 Smith Street North Providence RI 02911	85	No
Rhode Island Chemical Corporation	754 Branch Avenue Providence RI 02904	43	No
Rhode Island College - Connection 1	600 Mount Pleasant Avenue Providence RI 02908	89	No
Rhode Island College - Connection 2	600 Mount Pleasant Avenue Providence RI 02908	43	No
Rhode Island College - Connection 3	600 Mount Pleasant Avenue Providence RI 02908	99	No
Rhode Island College - Connection 4	600 Mount Pleasant Avenue Providence RI 02908	86	No
Rhode Island Convention Center	One Sabin Street Providence RI 02903	86	No
Rhode Island Favorite Chicken III, LLC	539 Smith Street Providence RI 02908	85	No
Rhode Island Heat Treating Co.	81 Aldrich Street Providence RI 02905	51	No
Rhode Island Hospital	593 Eddy Street Providence RI 02903	90	No
Rhode Island Resource Recovery Corp.	65 Shun Pike Johnston RI 02919	34	Yes
Rhode Rockets Inc.	40 Providence Place Providence RI 02903	85	No
RI Community Food Bank	200 Niantic Avenue Providence RI 02907	85	No
RI Dept Health, Div. of Labs & Med. Exam	50 Orms Street Providence RI 02904	95	No
RI Mt Fuji Inc.	80 Dean Street Providence RI 02903	85	No
RI Yummy	724 Cranston Street Providence RI 02907	85	No
RIBC Properties, LLC	395 Promenade Street Providence RI 02908	95	No
RIC - Craig Lee Hall	600 Mount Pleasant Avenue Providence RI 02908	73	No
RIC - Horrace Mann Hall	600 Mount Pleasant Avenue Providence RI 02908	73	No
RIC - New Residency Hall	600 Mount Pleasant Avenue Providence RI 02908	73	No
RIC - Student Union - The Cafe	600 Mount Pleasant Avenue Providence RI 02911	73	No
RIC- Donovan Dining Center	600 Mount Pleasant Avenue Providence RI 02911	73	No

**Field's Point
List of Permitted Users - 2018**

Company Name	Facility Address	Category	Significant
RIC-Browne Hall	600 Mount Pleasant Avenue Providence RI 02908	73	No
Ricci Family Dentistry	1252 Smith Street Providence RI 02908	94	No
RIC-Financial Aid Building	600 Mount Pleasant Avenue Providence RI 02908	73	No
Rich Group	1284 Plainfield Street Johnston RI 02919	52	No
RIC-Henry Barnard School	600 Mount Pleasant Avenue Providence RI 02908-1991	73	No
RIC-James P. Adams Library	600 Mount Pleasant Avenue Providence RI 02908	73	No
RIC-John Clarke Science Building	600 Mount Pleasant Avenue Providence RI 02908	73	No
RIC-Physical Plant Building	600 Mount Pleasant Avenue Providence RI 02908	73	No
RIC-Sweet Hall	600 Mount Pleasant Avenue Providence RI 02908	73	No
RIC-The Art Center	600 Mount Pleasant Avenue Providence RI 02908	73	No
RIC-The Recreation Center	600 Mount Pleasant Avenue Providence RI 02908	73	No
RIC-Thorpe Hall	600 Mount Pleasant Avenue Providence RI 02908	73	No
RIC-Weber Hall	600 Mount Pleasant Avenue Providence RI 02908	73	No
RIC-Whipple Hall	600 Mount Pleasant Avenue Providence RI 02908-1991	73	No
RIC-Willard Hall	600 Mount Pleasant Avenue Providence RI 02908	73	No
RIC-William C. Gaige Gall	600 Mount Pleasant Avenue Providence RI 02908	73	No
RISD - 15 Westminster Street	15 Westminster Street Providence RI 02903	86	No
RISD - Auditorium	1 Canal Street Providence RI 02903	84	No
RISD - Bank Building	27 Market Square Providence RI 02903	99	No
RISD - Bayard-Ewing Building	231 South Main Street Providence RI 02903	99	No
RISD - Benson Hall	235 Benefit Street Providence RI 02903	24	No
RISD - Central Power Plant	7 - 14 North Main Street Providence RI 02903	52	No
RISD - College Building	2 College Street Providence RI 02903	23	No
RISD - Design Center	30 North Main Street Providence RI 02903	93	No
RISD - Dexter House Garage	187 Benefit Street Providence RI 02903	99	No
RISD - East Hall	48 Waterman Street Providence RI 02903	86	No
RISD - Fletcher Building	212 Union Street Providence RI 02903	99	No
RISD - Homer Hall	55 Angell Street Providence RI 02903	86	No
RISD - Industrial Design Building	161 South Main Street Providence RI 02903	99	No
RISD - Market House	4 North Main Street Providence RI 02903	84	No
RISD - Mason (CIT) Building	212 Union Street Providence RI 02903	99	No
RISD - Memorial Hall	226 Benefit Street Providence RI 02903	99	No
RISD - Metcalf Building	9 North Main Street Providence RI 02903	43	No
RISD - Museum	224 Benefit Street Providence RI 02903	85	No
RISD - Nickerson Hall	55 Angell Street Providence RI 02903	86	No
RISD - Refectory	55 Angell Street Providence RI 02903	85	No

**Field's Point
List of Permitted Users - 2018**

Company Name	Facility Address	Category	Significant
RISD - South Hall	48 Waterman Street Providence RI 02903	86	No
RISD - Washington Building	20 Washington Place Providence RI 02903	99	No
RISD - Waterman Building	13 Waterman Street Providence RI 02903	99	No
RISD - Winston Clock Tower	55 Angell Street Providence RI 02903	53	No
RISD-Colonial Apartments	171 Benefit Street Providence RI 02903	86	No
RISD-Illustration Studies Building	55 Canal Street Providence RI 02903	84	No
RISD-What Cheer Garage	28 Meeting Street Providence RI 02903	84	No
Ristorante Lucia	154 Atwells Avenue Providence RI 02903	85	No
Rita's Pizza	496 Cranston Street Providence RI 02907	85	No
River Avenue Industrial Area	See User Notes For Boundaries See Sample Location for JPEG RI	78	No
RJ Franco Inc.	76 Westminster Street Providence RI 02903	85	No
Robert L. Bailey Elementary School	65 Gordon Avenue Providence RI 02905	86	No
Roberts Polishing	928 Plainfield Street Johnston RI 02919	46	No
Roger Williams Zoo	1000 Elmwood Avenue Providence RI 02909	74	No
Roger Williams Zoo	1000 Elmwood Avenue Providence RI 02907	85	No
Roger Williams Zoo - Carousel Cafe	1000 Elmwood Avenue Providence RI 02907	85	No
Roger Williams Zoo - Expansion Concession	1000 Elmwood Avenue Providence RI 02909	74	No
Roger Williams Zoo - Wilderness Cafe	1000 Elmwood Avenue Providence RI 02907	85	No
Rogue Island Group LLC	65 Weybosset Street, Unit 108 Providence RI 02903	85	No
ROM Deli, Inc.	100 Fountain Street - Unit 1C Providence RI 02903	85	No
Roma LLC	310 Atwells Avenue Providence RI 02903	85	No
Ronit Corporation	579 Atwells Avenue, Suite 102E Providence RI 02909	85	No
Ron's Pastry Gourmet	170 Royal Little Drive Providence RI 02904-1860	81	No
Rosa Mia Pizza and More	133 Greenville Avenue Johnston RI 02919	85	No
Rosalina - RI	50 Aborn Street Providence RI 02903	85	No
Rosario Society	17 Rosario Drive Providence RI 02903	85	No
Royal Little Drive Industrial Park	See User Notes For Boundaries See Sample Location for JPEG RI	78	No
Royal of America	1117 Douglas Avenue Providence RI 02904	71	No
Ruby Thai Providence Place, Inc.	1 Providence Place, Space #5145 Providence RI 02903	85	No
Rue Bis	95 South Street Providence RI 02903	85	No
Russell J. Boyle & Son	331 Smith Street Providence RI 02908	96	No
RVS Mfg. Co.	387 George Waterman Road Johnston RI 02919	41	No
Ryan Health Center, Inc.	80 Morgan Avenue Johnston RI 02919-6768	86	No
S&D Eddy, LLC	850 Eddy Street Providence RI 02905	85	No
S.B. Winsor Dairy	18 Clinton Street Johnston RI 02919	84	No
SAC Inc.	265 Atwells Avenue Providence RI 02903	85	No

**Field's Point
List of Permitted Users - 2018**

Company Name	Facility Address	Category	Significant
Sage Manufacturing Company, Inc.	24 Althea Street Providence RI 02907	43	No
Saint Elizabeth Assisted Living	109 Melrose Street Providence RI 02903	86	No
Sajo's Gourmet Pizzeria	85 Richmond Street Providence RI 02903	85	No
Saki's Pizzeria	199 Weybosset Street Providence RI 02903	85	No
Sakura Restaurant, Inc.	231 Wickenden Street Providence RI 02903	85	No
Salon Bar LLC	57 Eddy Street Providence RI 02903	85	No
Sal's Bakery	1288 Chalkstone Avenue Providence RI 02908	81	No
Salted Slate, Inc.	485 Angell Street Providence RI 02906	85	No
Salvatore Mancini Resource and Activity	Two Atlantic Boulevard North Providence RI 02911	86	No
Sam's New York System	1031 Mineral Spring Avenue North Providence RI 02904	85	No
Samuel Sinclair Dental Center	593 Eddy Street Providence RI 02903	94	No
Sangtong, LLC	167 Ives Street Providence, RI RI 02906	85	No
Sans Gluten Artisan Bakery	39 Greenville Avenue, Unit D Johnston RI 02919	81	No
Saptagiri LLC	100 Twin River Road Lincoln RI 02865	85	No
Sara Foods LLC	145 Dean Street Providence RI 02903	85	No
Sarge's Auto Body & Sales	450 Branch Avenue Providence RI 02904	71	No
Sazon Disla Food Mart, Inc.	574 Plainfield Street Providence RI 02909	85	No
Scarlet Restaurant	99 Academy Avenue Providence RI 02908	85	No
Schroder's Deli & Catering	1302 Atwood Avenue Johnston RI 02919	85	No
SCI Rhode Island Funeral Services, LLC	971 Branch Avenue Providence RI 02904	96	No
SCI RI Funeral Services LLC	627 Union Avenue Providence RI 02909	96	No
Scialo Bros. Bakery	257 Atwells Avenue Providence RI 02903	81	No
Scrambler's II, Inc.	2 Greenville Avenue Johnston RI 02919	85	No
Sea Coast Investment Corp	334 Westminster Street Providence RI 02903	85	No
Sengduang, LLC	1369 Hartford Avenue Johnston RI 02919	85	No
Serendipity Heaven	173 Weybosset Street Providence RI 02903	85	No
Seven Sisters Restaurant	292 Pocasset Avenue Providence RI 02909	85	No
Shanghai Restaurant Inc.	272 Thayer Street, Unit # 2 Providence RI 02906	85	No
Shaw's Supermarket Store #7443	15 Smithfield Road N. Providence RI 02904	82	No
Shell Oil Products Company	1680 Hartford Avenue Johnston RI 02919	97	No
Shore's Market, Inc.	1590 Mineral Spring Avenue North Providence RI 02904	82	No
Sicilia's Pizzeria	181 Atwells Avenue Providence RI 02903	85	No
Siena, Inc.	236 - 238 Atwells Avenue Providence RI 02903	85	No
Silvershell Hospitality Services, LLC	225A Westminster Street Providence RI 02903	85	No
Simplex Engine & Machine, Inc.	1011 Westminster Street Providence RI 02903-4022	42	No
Simply Seasonal	1839 Smith Street North Providence RI 02911	85	No

**Field's Point
List of Permitted Users - 2018**

Company Name	Facility Address	Category	Significant
Sin LLC	1413 Westminster Street Providence RI 02905	85	No
SJM Brothers LLC	269 Valley Street Providence RI 02909	85	No
SJM Brother's LLC	269 Valley Street Providence RI 02909	85	No
Smith Hill Laundromat	411 Smith Street Providence RI 02908	92	No
Smith Street Donuts, Inc	251 Smith Street Providence RI 02908-4954	85	No
Smith Street Little Caesars LLC	539 Smith Street Providence RI 02908	85	No
Smithfield Ave Donuts, LLC	440 Smithfield Avenue Providence RI 02904	85	No
Snookers Inc.	53 Ashburton Street Providence RI 02904	85	No
Snow Associates	150 Washington Street Providence RI 02903	84	No
Soban Korean Eatery	272 Thayer Street Providence RI 02906	85	No
Something Different	1716 Mineral Spring Avenue North Providence RI 02904	81	No
Sophia Academy	582 Elmwood Avenue Providence RI 02908	86	No
Sophia Laundromat Inc.	215 Union Avenue Providence RI 02909	92	No
Sorrento Restaurant	1848 Smith Street North Providence RI 02911	85	No
South Beach Cafe	336 Atwells Avenue Providence RI 02903	85	No
South Providence Industrial Area I	See User Notes For Boundaries See Sample Location for JPEG RI	78	No
South Providence Industrial Area II	See User Notes For Boundaries See Sample Location for JPEG RI	78	No
South Providence Industrial Area III	See User Notes For Boundaries See Sample Location for JPEG RI	78	No
Southside Olneyville / Dike Street	See User Notes For Boundaries See Sample Location for JPEG RI	78	No
Specialty Cleansing Company	1241 Smith Street Providence RI 02908	92	No
Spectrum Coatings Lab. Inc.	217 Chapman Street Providence RI 02905	46	No
Speedy Pizza	2244 Mineral Spring Avenue North Providence RI 02911	85	No
Spike's Junkyard Dogs	485 Branch Avenue Providence RI 02904	85	No
Spirito's Restaurant	477 Broadway Providence RI 02909	85	No
Sprague Energy Corporation	144 Allens Avenue Providence RI 02903	52	No
SRC East Side LLC	1 Butler Avenue Providence RI 02906	86	No
Starbucks (Biltmore)	11 Dorrance Street Providence RI 02903	85	No
Starbucks (Financial Plaza)	One Financial Plaza Providence RI 02903	85	No
Starbucks Coffee Company #7419	468 Angell Street Providence RI 02906	85	No
Starbucks Corporation	1412 Atwood Avenue Johnston RI 02919	85	No
Steere House Nursing Center	100 Borden Street Providence RI 02903	86	No
Sterling Cleaners	288 Cranston Street Providence RI 02907	92	No
Steven A. Sack, D.M.D	151 Waterman Street Providence RI 02906	94	No
Steven W. Silverberg DDS	1637 Mineral Spring Avenue North Providence RI 02904	94	No
Stop & Shop Supermarket #703	11 Commerce Way Johnston RI 02919	82	No
Stop & Shop Supermarket #722	850 Manton Avenue Providence RI 02909	82	No

**Field's Point
List of Permitted Users - 2018**

Company Name	Facility Address	Category	Significant
Stop & Shop Supermarket #724	1128 Mineral Spring Avenue North Providence RI 02904	82	No
Stop & Shop Supermarket #725	333 West River Street Providence RI 02904	82	No
Strip Buildings	See User Notes For Boundaries See Sample Location for JPEG RI	78	No
Subway - Westminster Street	719 Westminster Street Providence RI 02903	74	No
Subway (Atwood Ave.)	1500 Atwood Avenue Johnston RI 02919	85	No
Subway (Kennedy Plaza)	2 Kennedy Plaza #2 Providence RI 02903	85	No
Sugarman-Sinai Memorial Chapel	458 Hope Street Providence RI 02906	96	No
Sun-Brite Laundromat	1557 Plainfield Pike Johnston RI 02919	92	No
Sur La Table	One Providence Place #3250 Providence RI 02903	85	No
Sura 153, Inc.	232 Westminster Street Providence RI 02903	85	No
Surface Coatings, LLC	26 Plymouth Street Providence RI 02907	11	Yes
Sushi Cafe	Providence Place Mall Providence RI 02903	85	No
Sutus, Inc.	93 Hope Street Providence RI 02906	85	No
Swan Point Cemetery	585 Blackstone Boulevard Providence RI 02906	97	No
Swash Autowash, LLC	850 Manton Avenue Providence RI 02909	97	No
SWG Promotions, LLC	6 Robin Street Providence RI 02908	99	No
Sydney Providence LLC	400 Exchange Street Unit F Providence RI 02903	85	No
T&N Restaurant	783 Hope Street Providence RI 02906	85	No
T&W Chinese Restaurant, Inc	550 Hartford Avenue Providence RI 02909	85	No
T.J.N. Restaurant, Inc.	326 Cranston Street Providence RI 02907	85	No
Taco Bell	165 Providence Place Mall Providence RI 02903	85	No
Tallulah's Taqueria	146 Ives Street Providence RI 02906	85	No
Taqueria Al Son De Mi Barrio	690 Atwells Avenue Providence RI 02909	85	No
Taste of India	230 Wickenden Street Providence RI 02903	85	No
Tavares, LLC	1017 Broad Street Providence RI 02905	74	No
Technodic, Inc.	245 Carolina Avenue Providence RI 02905	11	Yes
Tedesco's Sausage Shop	56 Greenville Avenue Johnston RI 02919	81	No
Tel-Aviv Cigar Bar & Grill LLC	25 Bridge Street Providence RI 02903	85	No
Tenares Supermarket	484 Cranston Street Providence RI 02907	82	No
Tercat Tool & Die Company, Inc.	31 Delaine Street Providence RI 02909	46	No
Teriyaki House	217 Westminster Street Providence RI 02903	85	No
The Abbey	686 Admiral Street Providence RI 02908	85	No
The Aesthetic Dental Studio of RI	2148 Mineral Spring Avenue North Providence RI 02911	94	No
The Allied Group	333 Bucklin Street Providence RI 02907	24	No
The Ave Bar & Grill	1428 Hartford Avenue Johnston 02919	74	No
The Billy Taylor House	185 Camp Street Providence RI 02906	85	No

**Field's Point
List of Permitted Users - 2018**

Company Name	Facility Address	Category	Significant
The Birch Group, LLC	200 Washington Street Providence RI 02903	85	No
The Cadillac Lounge	361 Charles Street Providence RI 02904	85	No
The Cheesecake Factory Restaurants, Inc.	94 Providence Place Providence RI 02903	85	No
The Corner Pocket Inc.	1428 Hartford Avenue Johnston RI 02919	85	No
The Corporate Cafe'	40 Westminster Street Providence RI 02903	85	No
The District	54 South Street Providence RI 02906	74	No
The Dorrance, LLC	60 Dorrance Street Providence RI 02903	85	No
The Duck and Bunny	312 Wickenden Street Providence RI 02903	74	No
The Family Cake, LLC	243 Manton Avenue Providence RI 02909	81	No
The Foundry Associates	297 Promenade Street Providence RI 02908	37	No
The Genesis Center	620 Potters Avenue Providence RI 02907	86	No
The Grande LLC	224 Atwells Avenue Providence RI 02903	85	No
The Grange	166 Broadway Providence RI 02903	85	No
The Laundry Club	140 Medway Street Providence RI 02906	92	No
The Merit, LLC	292 Atwells Avenue Providence RI 02903	85	No
The Original Italian Bakery, Inc.	915 Atwood Avenue Johnston RI 02919	81	No
The Pizza Gourmet	357 Hope Street Providence RI 02906	85	No
The Providence Center	520 Hope Street Providence RI 02906	86	No
The Providence Center	528 - 530 North Main Street Providence RI 02904	86	No
The Providence Mint, Inc.	1205 Westminster Street Providence RI 02909	44	No
The Providence School Department	1655 Westminster Street Providence RI 02909-1893	86	No
The Royal Bobcat	422 Atwells Avenue Providence RI 02909	74	No
The Salted Slate	186 Wayland Avenue Providence RI 02906	85	No
The Salvation Army	201 Pitman Street Providence RI 02906	74	No
The Sandwich Hut	1253 North Main Street Providence RI 02904	85	No
The Sandwich Shop	8 Academy Avenue Providence RI 02908	85	No
The Sharpe Building	25 Holden Street Providence RI 02908	86	No
The Shop on Westminster	1551 Westminster Street Providence RI 02909	85	No
The Small Point Cafe	230 Westminster Street Providence RI 02903	85	No
The Vapor Lounge RI	213 Weybosset Street Providence RI 02903	74	No
The Whiskey Republic	515 South Water Street Providence RI 02903	85	No
This Guy's Pizza	80 Greenville Avenue Johnston RI 02909	85	No
Thomas C. Slater Compassion Center	1 Corliss Street Providence RI 02904	35	No
Thomas S. Mulvey DDS LLC	148 Waterman Street Providence RI 02906	94	No
Three Sisters, LLC	1074 Hope Street Providence RI 02906	85	No
Tienda y Taqueria Puebla	1070A Chalkstone Avenue Providence RI 02908	85	No

**Field's Point
List of Permitted Users - 2018**

Company Name	Facility Address	Category	Significant
Times 2 Academy	50 Fillmore Street Providence RI 02908	86	No
Toast and Eggs	2017 Smith Street North Providence RI 02911	85	No
Tokyo Restaurant	388 Wickenden Street Providence RI 02903	85	No
TOM FOOD LLC	1526 Smith Street North Providence RI 02911	85	No
Tommy's Pizza, Inc.	936 Chalkstone Avenue Providence RI 02908	85	No
Tony's Colonial Food	311 Atwells Avenue Providence RI 02903	85	No
Tony's Pizza	531 Pontiac Avenue Cranston RI 02920	72	No
Tool Craft Inc. / Ru-Mart Inc.	767 Hartford Avenue Johnston RI 02919	41	No
Tool Time	75 South Street Providence RI 02903	85	No
Top of the Hill LLC	71 Bradford Street Providence RI 02903	85	No
Torg LLC	300 Broadway Providence RI 02903	85	No
Toro	175 Putnam Pike Johnston RI 02919	85	No
Tortilleria el Quetzal	451 Hartford Avenue Providence RI 02909	81	No
Tower Manufacturing Corp.	25 Reservoir Avenue Providence RI 02907	27	No
Town Hall Laundromat	1349 Hartford Avenue Johnston RI 02919	92	No
Town Laundry	599 Elmwood Avenue Providence RI 02907	92	No
Town of Johnston	One Memorial Avenue Johnston RI 02919	84	No
Trattoria Zooma	245 Atwells Avenue Providence RI 02903	85	No
Travelers Auto Body, Inc.	299 Allens Avenue Providence RI 02905	97	No
Triad Pizza, Inc.	1010 Chalkstone Avenue Providence RI 02905	85	No
Tri-Jay Company	2 Industrial Lane Johnston RI 02919	11	Yes
Trinity Brewhouse	186 Fountain Street Providence RI 02903	85	No
Trinity Management Co., LLC	343 Broad Street Providence RI 02907	85	No
Tropical Smoothie Cafe	272 Thayer Street Providence RI 02906	74	No
Troy, LLC	890 Allens Avenue Providence RI 02905	85	No
True Bagels	222 Richmond Street Providence RI 02903	85	No
True Bagels Inc.	250 Brook Street Providence RI 02906	85	No
True Bagels, Inc.	288 Thayer Street Providence RI 02906	85	No
True Blue Car Wash	1527 Mineral Spring Avenue North Providence RI 02904	97	No
True Blue Carwash	504 Killingly Street Johnston RI 02919	97	No
Twin's Pizza, Inc.	1000 Mineral Spring Avenue North Providence RI 02904	85	No
Two 88	288 Valley Street Providence RI 02908	85	No
U.S. Post Office - VMF	55 Corliss Street Providence RI 02904-9722	37	No
U.S. Postal Service - P&DC	24 Corliss Street Providence RI 02904-9997	27	No
UCAP	75 Carpenter Street Providence RI 02905	86	No
UMelt Weybosset, Inc.	129 Weybosset Street Providence RI 02903	85	No

**Field's Point
List of Permitted Users - 2018**

Company Name	Facility Address	Category	Significant
Umicore Thin Film Products	50 Sims Avenue Providence RI 02909	22	Yes
Uncle Tonys Pizza and Pasta	46 Putnam Pike Johnston RI 02919	85	No
Underground Billiards, LLC	928 Plainfield Street Johnston RI 02919	85	No
Unique Plating Company	66 Mill Street Johnston RI 02919	11	Yes
Univar USA, Inc.	6 Harborside Boulevard Providence RI 02905	22	Yes
Universal Plating Company, Inc.	25 River Avenue Providence RI 02908	11	Yes
University of Rhode Island- Shepard Bldg	80 Washington Street Providence RI 02903-1819	95	No
Uno Of Providence, Inc.	82 Providence Place - Room 103 Providence RI 02903	85	No
Urban Greens	93 Cranston Street Providence RI 02907	82	No
UTGR, Inc.	100 Twin River Road Lincoln RI 02865	85	No
Value Place Providence, LLC	181 Corliss Street Providence RI 02904	74	No
Vanity Entertainment Group LLC	566 South Main Street Providence RI 02903	85	No
Vaseleo's	1388 Mineral Spring Avenue North Providence RI 02904	85	No
Vasilios Pizza	579 Atwells Avenue Providence RI 02909	85	No
Veazie Street School	211 Veazie Street Providence RI 02904	86	No
Veggie Fun	123 Dorrance Street Providence RI 02903	85	No
Venda Ravioli - DePasquale	81 DePasquale Avenue Providence RI 02903	85	No
Venda Ravioli - Royal Little Drive	150 Royal Little Drive Providence RI 02904	81	No
Venda Ravioli Inc. - 271 Atwells Avenue	271 Atwells Avenue Providence RI 02903	85	No
Verichem Laboratories, Inc.	90 Narragansett Avenue Providence RI 02907	95	No
Verizon	Allens Ave Providence RI 02905	27	No
VHB Inc.	75 Clifford Street Providence RI 02903	74	No
Villa Italian Kitchen	Providence Place Mall Providence RI 02903	85	No
Village Grille	1366 Plainfield Street Cranston RI 02920	71	No
Village Restaurant Group, LLC	373 Richmond Street Providence RI 02903	85	No
Virginia & Spanish Peanut Co.	260 Dexter Street Providence RI 02907-2726	81	No
Viva Mexico Cantina	129 Washington Street Providence RI 02903	85	No
V-Mart	176 Narragansett Avenue Providence RI 02907	82	No
Waffle	45 Weybosset Street Providence RI 02903	85	No
Walach Enterprises Providence, LLC	649 North Main Street Providence RI 02904	85	No
Walsh's Auto Body and Sales, Inc.	60 Narragansett Avenue Providence RI 02907	97	No
WaraWara	776 Hope Street Providence RI 02906	85	No
Warren Jagger Photography, Inc.	150 Chestnut Street Providence RI 02903	93	No
Warwick Poultry Company Inc.	60 Bath Street Providence RI 02908	81	No
Washington Park Area I	See User Notes For Boundaries See Sample Location for JPEG RI	78	No
Washington Park Area II	See User Notes For Boundaries See Sample Location for JPEG RI	78	No

**Field's Point
List of Permitted Users - 2018**

Company Name	Facility Address	Category	Significant
Waterfire Providence	475 Valley Street Providence RI 02908	97	No
Waterman Grill, LLC	4 Richmond Square Providence RI 02906	85	No
Waterman Laundromat	146 Waterman Avenue North Providence RI 02911	92	No
Webster Avenue School	191 Webster Avenue Providence RI 02909	86	No
Wendy's International, Inc. (Charles)	391 Charles Street Providence RI 02904-2209	85	No
Wendy's International, Inc. (Eddy)	731-751 Eddy Street Providence RI 02903	85	No
Wendy's International, Inc. (Manton)	850 Manton Avenue Providence RI 02919	85	No
Weng and Jiang LLC	680 Elmwood Avenue Providence RI 02907	85	No
Wes' Rib House	38 Dike Street Providence RI 02909	85	No
West Exchange Street	See User Notes For Boundaries See Sample Location for JPEG RI	78	No
West Fountain, LLC	425 West Fountain Street, #106 Providence RI 02903-3530	85	No
West River Cafe, LLC	148 West River Street Providence RI 02904	85	No
West Side Diner	1380 Wesminster Street Providence RI 02909	85	No
Weybosset Hotel LLC	58 Weybosset Street Providence RI 02903	86	No
White Niagara LLC	272 Thayer Street Providence RI 02906	85	No
Whole Foods Market Group, Inc.	261 Waterman Street Providence RI 02906	82	No
Whole Foods Market, Inc.	601 North Main Street Providence RI 02904	82	No
Whytebrook Retirement Investors, LLC	1 Cherry Hill Road Johnston RI 02919	86	No
Wicked Fresh Cafe	1345 Hartford Avenue Johnston RI 02919	85	No
William D'Abate Elementary School	60 Kossuth Street Providence RI 02909	86	No
Wine & Cheese	1861 Smith Street North Providence RI 02911	85	No
Wingate At Blackstone Boulevard	353 Blackstone Boulevard Providence RI 02906	74	No
Wings on 5	1463 Atwood Avenue Johnston RI 02919	74	No
Wise Guys Deli	133 Atwells Avenue Providence RI 02903	85	No
WM Smith Street, LLC	477 Smith Street Providence RI 02908	92	No
Women & Infants' Hospital	101 Dudley Street Providence RI 02905	90	No
Women and Infants-Kilguss Lab	200 Chestnut Street Providence RI 02903	95	No
Wong's Kitchen	108 Waterman Street Providence RI 02906	85	No
Woonasquatucket Avenue	See User Notes For Boundaries See Sample Location for JPEG RI	78	No
WVCB	27 Sims Avenue Providence RI 02909	41	No
Xeros Inc.	195 Dupont Drive Providence RI 02907	35	No
Ximedica	55 Dupont Drive Providence RI 02907	49	No
Xoyita Tortilleria and Deli	463 Plainfield Street Providence RI 02909	85	No
Yacht Club Beverages	2239 Mineral Spring Avenue North Providence RI 02911	89	No
YAD International LLC	292 Westminister Street Providence RI 02903	74	No
Yang's Restaurant	924 Broad Street Providence RI 02907	85	No

**Field's Point
List of Permitted Users - 2018**

Company Name	Facility Address	Category	Significant
Yan's Cuisine	83 Benevolent Street Providence RI 02906	85	No
Yawalux Corporation	310 Broad Street Providence RI 02907	85	No
YLD Management Inc	220 Atwells Avenue Providence RI 02903	85	No
YMCA East Side/Mount Hope	438 Hope Street Providence RI 02906-1640	89	No
Yoo Sushi	412 Douglas Avenue Providence RI 02908	85	No
Zale Hospitality, Inc.	355 Hope Street Providence RI 02906	85	No
Zayas Solutions, LLC	370 Valley Street Providence RI 02908	85	No
Zona Lounge	195 Niantic Avenue Cranston RI 02907	85	No
Zorba's Pizza and Pub	1370 Mineral Spring Avenue North Providence RI 02904	85	No
Zumstein Family Dentistry	159 Governor Street Providence RI 02906	94	No

***INDUSTRIAL AND COMMERCIAL
USERS***

BUCKLIN POINT

Bucklin Point
List of Permitted Users - 2018

Company Name	Facility Address	Category	Significant
10 Old Dominion Operations, LLC	10 Old Diamond Hill Road Cumberland RI 02864	74	No
10 Rocks Lounge & Tapas, LLC	1091 Main Street Pawtucket RI 02860	85	No
100 Chambers Street Operations, LLC	100 Chambers Street Cumberland RI 02864	86	No
141 Corporation	260 Newport Avenue East Providence RI 02916	85	No
1537 Corporation	1537 Newport Avenue Pawtucket RI 02861	85	No
181 Conant Street	See User Notes For Boundaries See Sample Location for JPEG RI	78	No
3 Flags Bakery	1255 Broad Street Central Falls RI 02863	81	No
417 Roosevelt Avenue	See User Notes For Boundaries See Sample Location for JPEG RI	78	No
560 Mineral Spring Avenue	See User Notes For Boundaries See Sample Location for JPEG RI	78	No
7-Eleven Inc.	634 George Washington Highway Lincoln MA 02865	85	No
80 Fountain Street	See User Notes For Boundaries See Sample Location for JPEG RI	78	No
9W Halo OpCo L.P.	482 Pawtucket Avenue Pawtucket RI 02860	25	Yes
A & M Bakery	723 Broad Street Central Falls RI 02863	85	No
A.E.E. Inc.	4 Power Road Pawtucket RI 02860	85	No
A+J Enterprises, LLC	99 Newport Avenue Pawtucket RI 02861	85	No
ABM Enterprises LLC	38 East Street Warwick RI 02893	80	No
Accent Plating Company	25 Esten Avenue Pawtucket RI 02860	11	Yes
Accu-Care Supply	109 King Philip Road Rumford RI 02916	27	No
ACS Industries, Inc.	1 New England Way Lincoln RI 02865	35	No
Adelina Productions Inc.	434 Broadway Pawtucket RI 02860	85	No
Agar Machining & Welding, Inc.	270 York Avenue Pawtucket RI 02860	42	No
Agawam Hunt	15 Roger Williams Avenue Rumford RI 02916	85	No
Agnes E. Little Elementary School	60 South Bend Street Pawtucket RI 02860	86	No
Ahmad Pizza, LLC	379 Smithfield Avenue Pawtucket RI 02860	85	No
Air Filtration Systems	5 Carpenter Street, Suite 103 Pawtucket RI 02860	42	No
Aladdin Club	609 Smithfield Avenue Pawtucket RI 02860	85	No
All Star Pizza	417 Broad Street Cumberland RI 02864-7820	85	No
Allstate Restaurant Equipment	125 Esten Avenue Pawtucket RI 02860	99	No
Alves and Sons Bakery	679 Central Avenue Pawtucket RI 02861	81	No
Amanda's Kitchen	54 Smithfield Avenue Pawtucket RI 02860	85	No
Amica Mutual Insurance Co. - 10	10 Amica Way Lincoln RI 02865	53	No
Amica Mutual Insurance Co. - 25	25 Amica Way Lincoln RI 02865-0500	37	No
Amica Mutual Insurance Co. - 50	50 Lincoln Center Boulevard Lincoln RI 02865-0500	53	No
Amica Mutual Insurance Co.-100	100 Lincoln Center Boulevard Lincoln RI 02865	86	No
Andrew's Bistro	3755 Mendon Road Cumberland RI 02864	85	No
Angelo's Pizza, Inc.	133 Mendon Road Cumberland RI 02864	85	No

Bucklin Point
List of Permitted Users - 2018

Company Name	Facility Address	Category	Significant
Anjos Enterprises, Inc.	288 East Avenue Pawtucket RI 02860	92	No
Antigua Guatemala Bakery	740 Dexter Street Central Falls RI 02863	85	No
Antonio's Cafe	200 Mineral Spring Avenue Pawtucket RI 02860	85	No
APBVP, Inc.	727 East Avenue, Unit 6 Pawtucket RI 02860	85	No
Apna Bazar, LLC	282 East Avenue Pawtucket RI 02860	85	No
Apple Valley Kenco, Inc.	29 Newport Avenue Rumford RI 02916	85	No
ARA-Rhode Island Dialysis, LLC.	201 Armistice Boulevard Pawtucket RI 02860	95	No
Arigna Irish Pub & Coal Fire Pizza	507 Armistice Boulevard Pawtucket RI 02861	74	No
ARJK, Inc.	477 Smithfield Ave. Pawtucket RI 02860	85	No
Armando & Sons Meat Market	265 Pine Street Pawtucket RI 02860	82	No
Armistice Pizzeria LLC	295 Armistice Boulevard Pawtucket RI 02861	85	No
ArtVac Corporation	17 New England Way Lincoln RI 02865	51	No
Asia Restaurants, Inc.	622 George Washington Hgwy. Lincoln RI 02865	85	No
Asian Garden Chinese Take Out Restaurant	514 Benefit Street Pawtucket RI 02861	85	No
Aspen Aerogels Rhode Island, LLC	3 Dexter Road East Providence RI 02914	27	Yes
Auli's Panda	863 Broad Street Central Falls RI 02863	85	No
Auto Parts Group Southwest LLC	70 Macondray Street Cumberland RI 02864	42	No
Avenue N American Kitchen	20 Newman Avenue Rumford RI 02916	85	No
B & L Plastics, Inc.	535 Prospect Street Pawtucket RI 02860	46	No
B&M Clambake Company	560 York Avenue Pawtucket RI 02861	85	No
Bachini's Bakery	345 York Avenue Pawtucket RI 02860	81	No
Bake My Day- Broad Street	23 Broad Street, Suite #9 Pawtucket RI 02860	85	No
Bandidos Mexican Restaurant	88 Broad Street Cumberland RI 02864	74	No
Bank of America	670 George Washington Highway Lincoln RI 02865	86	No
Barreiros Auto Sales, Inc.	620 Smithfield Avenue Lincoln RI 02865	70	No
Benedict J. Ingegneri Jr. DMD PC Inc.	3231 Mendon Road Cumberland RI 02864	94	No
Benjamin III, Inc.	722 Broad Street Central Falls RI 02863	85	No
Bernardo Manufacturing	54 Taylor Drive East Providence RI 02916	21	No
Best Eastern Chinese Restaurant	791 Lonsdale Avenue Central Falls RI 02863	85	No
Bills' Pizza	601 Smithfield Avenue Pawtucket RI 02860	74	No
Blackstone Dental	1044 Broad Street Central Falls RI 02863	94	No
Blackstone Donuts	421 Broadway Pawtucket RI 02860	85	No
Blackstone Donuts, Inc.	109 East Street Pawtucket RI 02860	85	No
Blackstone Health	420 Main Street Pawtucket RI 02860	86	No
Blackstone Market	385 East Avenue Pawtucket RI 02860	81	No
Blackstone Valley Assisted Living	649 Broad Street Central Falls RI 02863	86	No

Bucklin Point
List of Permitted Users - 2018

Company Name	Facility Address	Category	Significant
Blackstone Valley Community Health	210 Main Street Pawtucket RI 02860	74	No
Blackstone Valley Community Healthcare	1000 Broad Street Central Falls RI 02863	94	No
Blackstone Valley Foot & Ankle	345 Armistice Boulevard Pawtucket RI 02861	94	No
Blackstone Valley Place Industrial Area	See User Notes For Boundaries See Sample Location for JPEG RI	78	No
Blackstone Valley Preparatory High School	15 Jones Street Cumberland RI 02864	86	No
Bliss Manufacturing Co., Inc.	50 Bacon Street Pawtucket RI 02860	11	Yes
BLP Inc.	2130 Mendon Road Cumberland RI 02864	85	No
Blue Line Septic, LLC	23 Bishop Hill Road Johnston RI 02919	80	No
Boston House of Pizza	540 Taunton Avenue East Providence RI 02914	85	No
Boys and Girls Club of Pawtucket	1 Moeller Place Pawtucket RI 02860	74	No
Brava Restaurant & Bar, Inc.	908 Main Street Pawtucket RI 02860	85	No
Breakneck Food Corp.	40 Breakneck Hill Road Lincoln RI 02865	85	No
Broadway Car Wash	406 Broadway Pawtucket RI 02860	97	No
Broadway Diner	446 North Broadway East Providence RI 02914	85	No
Broadway Pizza	511 Broadway Pawtucket RI 02860	85	No
BTP LLC	1005 Main Street #101 Pawtucket RI 02860	81	No
BTP LLC (Newman Ave)	20 Newman Avenue Rumford RI 02916	85	No
Bubble Room Car Wash, Inc.	335 Taunton Avenue East Providence RI 02914	97	No
Bubble Wash	472 Pawtucket Avenue Pawtucket RI 02860	92	No
Bucklin Point Treatment Plant	Two Campbell Street East Providence RI 02916	0	No
Buffalo Lincoln Associates, LLC	636 George Washington Highway Lincoln RI 02865	86	No
Buford's Family Restaurant	474 Pawtucket Avenue Pawtucket RI 02860	85	No
Bullard Abrasives Inc	6 Carol Drive Lincoln RI 02865	42	No
Burger King - Cedar Street	91 Cedar Street Pawtucket RI 02860	85	No
Burton M. Ogata, D.M.D	1346 Newport Ave. Pawtucket RI 02861	94	No
C & P Enterprises	1211 Mendon Road Cumberland RI 02864	97	No
Cala Fruit Distributors, Inc.	71 Dexter Street Pawtucket RI 02860	81	No
Calise & Sons Bakery	2 Quality Drive Lincoln RI 02865	81	No
CAMRAC, LLC	458 Broadway Pawtucket RI 02860	37	No
Canton Wok	293 Newport Avenue Pawtucket RI 02861	85	No
Capriotti's Sandwich Shop	622 George Washington Highway Lincoln RI 02865	74	No
Care New England Health System	111 Brewster Street Pawtucket RI 02860	52	No
Carrington Street	See User Notes For Boundaries See Sample Location for JPEG RI	78	No
Catanzaros Food Products, Inc.	203 Concord Street #457 Pawtucket RI 02860	81	No
Celtic Pub, Inc.	755 Broadway Pawtucket RI 02861	85	No
Central Auto Radiator, Inc.	188 Pine Street Pawtucket RI 02860	59	No

Bucklin Point
List of Permitted Users - 2018

Company Name	Facility Address	Category	Significant
Central Falls Detention Facility Corp.	950 High Street Central Falls RI 02863	86	No
Central Falls Provision Co.	847 High Street Central Falls RI 02863	81	No
Charles Coelho Funeral Home	151 Cross Street Central Falls RI 02863	96	No
Charles E. Shea High School	485 East Avenue Pawtucket RI 02860	86	No
Charles M. Cavicchio, DPM	2 Wake Robin Road - Suite 203 Lincoln RI 02865	94	No
Chelo's Restaurant	45 Newport Avenue Rumford RI 02916	85	No
Chemart Company	11 New England Way Lincoln RI 02865	11	Yes
Chengdu Taste Inc. (New)	701 Main Street Pawtucket RI 02860	85	No
CHI Kitchen	560 Mineral Spring Avenue, Unit 2128 Pawtucket RI 02860	74	No
China House	555 Dexter Street Central Falls RI 02863	85	No
Chipotle	622 George Washington Highway Lincoln RI 02865	85	No
Cinemaworld	622 George Washington Highway Lincoln RI 02865	85	No
Cintas Corporation	300 Highland Corporate Drive Cumberland RI 02864	25	Yes
Citizen Wing	35 Main Street Unit 1R Albion RI 02802	74	No
City Limits	1270 Broad Street Central Falls RI 02863	85	No
City of Pawtucket - Public Works	250 Armistice Boulevard Pawtucket RI 02860	37	No
Cityline Laundry	194 Reservoir Ave Lincoln RI 02865	92	No
Classsick Custom	5 Carpenter Street, Suite 101 Pawtucket RI 02860	99	No
Club Sport Uniao Madeirence	46 Madeira Avenue Central Falls RI 02863	85	No
Clube Social Portuguese, Inc.	131 School Street Pawtucket RI 02860	85	No
CMG Holding Company, LLC	430 Newport Avenue Rumford RI 02916	85	No
Coastal Collision & Towing, Inc.	540 Pawtucket Avenue Pawtucket RI 02860	97	No
Coia Sanitation Services	137 Angell Road Cumberland RI 02864	80	No
Coin-OP	504 Pawtucket Avenue Pawtucket RI 02860	92	No
Comfort Dental II	725 Dexter St Central Falls RI 02863	94	No
Compassionate Care Veterinary Clinic	1509 Mendon Road Cumberland RI 02864	99	No
Conopco, Inc. (Site #1)	35 Martin Street Cumberland RI 02864	40	No
Conrad-Jarvis Corp.	217 Conant Street Pawtucket RI 02860	42	No
Continental Plastics & Packaging	21 Powder Hill Road Lincoln RI 02865	35	No
Cool Air Creations Inc.	10 Business Park Drive Smithfield RI 02917	99	No
Cooley, Incorporated	50 Esten Avenue Pawtucket RI 02860	53	No
Costa del Sol Restaurant	502 Roosevelt Avenue Central Falls RI 02863	85	No
Costigan - O'Neill Funeral Home	220 Cottage Street Pawtucket RI 02860	96	No
Cottage Street Donuts	372 Cottage Street Pawtucket RI 02861	85	No
Country Lounge Inc.	99 India Street Pawtucket RI 02860	85	No
Cox Communications, Inc. - BP Vault	9 James P Murphy Highway West Warwick RI 02893	27	No

Bucklin Point
List of Permitted Users - 2018

Company Name	Facility Address	Category	Significant
Craft B&B, LLC	342 East Avenue Pawtucket RI 02860	85	No
Creative Stone Countertops Inc.	140 Smithfield Avenue Pawtucket RI 02860	42	No
Crest Manufacturing Company	5 Hood Drive Lincoln RI 02865	52	No
CRMG Lincoln, Inc.	622 George Washington Highway Lincoln RI 02865	85	No
Crooked Current Brewery	560 Mineral Spring Avenue, BF112 Pawtucket RI 02860	89	No
Crown Collision Center	180 Broadway Pawtucket RI 02860	97	No
Crugnale Bakery	1764 Mendon Rd Cumberland RI 02864	85	No
Cuisine Del Mar	445 Lonsdale Avenue Pawtucket RI 02860	85	No
Cumberland Public Schools	205 Manville Hill Road Cumberland RI 02864	86	No
Cumberland Farms	478 Broad Street Central Falls RI 02863	85	No
Cumberland Farms, Inc.	40 Newport Avenue Cumberland RI 02916	74	No
Cumberland High School	2600 Mendon Road Cumberland RI 02864	86	No
Cumberland House of Pizza	2360 Mendon Road Cumberland RI 02864	85	No
Cumberland Public Schools	364 Broad Street Cumberland RI 02864	86	No
Cumberland Public Works Garage	1 Kent Street Cumberland RI 02864	74	No
Cumby's	832 Smithfield Avenue Lincoln RI 02865	74	No
CVS Caremark Corp. (200 Highland Drive)	200 Highland Corporate Drive Cumberland RI 02864	86	No
CVS Pharmacy, Inc.	2100 Highland Corporate Drive Cumberland RI 02864	86	No
CW Lanes and Games	622 George Washington Highway, Unit #2 Lincoln RI 02865	85	No
D.J. Providence Co., LLC	622 George Washington Highway Lincoln RI 02865	85	No
D'Angelo Sandwich Shop (Broadway)	216 Broadway Pawtucket RI 02860	85	No
Darlington Assisted Living Center	123 Armistice Boulevard Pawtucket RI 02860	86	No
Darlington Mortuary of L. Heroux & Son,	1042 Newport Avenue Pawtucket RI 02861	96	No
Davenport Restaurant	1070 Mendon Road Cumberland RI 02864	85	No
Davenport's Bar & Grille	1925 Pawtucket Avenue East Providence RI 02914	85	No
Dave's Marketplace	2077 Diamond Hill Road Cumberland RI 02864	82	No
David London and Company	29 Carrington Street Lincoln RI 02865	35	No
Denison Acquisition Company, LLC	1 Powder Hill Road Lincoln RI 02865	14	Yes
Dental Associates of Cumberland, Inc.	2138 Mendon Road, #202 Cumberland RI 02864	94	No
Dental Group of Pawtucket	1571 Newport Avenue, Suite 2 Pawtucket RI 02861	94	No
Dexter Car Wash, Inc.	290 Dexter Street Pawtucket RI 02860	97	No
Dexter Laundromat, Inc.	336 Dexter Street Central Falls RI 02863	92	No
Dexter Street South Laundry Corp.	361 Dexter Street Central Falls RI 02863	92	No
Diamond Cleaners, Inc.	681 Beverage Hill Avenue Pawtucket RI 02861	92	No
Diamond Hill Dental & Associates	2343 Diamond Hill Road Cumberland RI 02864	94	No
Diene Group LLC	3383 Mendon Road Cumberland RI 02864	85	No

Bucklin Point
List of Permitted Users - 2018

Company Name	Facility Address	Category	Significant
Diffley & Daughters Septic	33 Arnold Farm Road West Greenwich RI 02817	80	No
Dimitri Ganim, DDS	878 Newport Avenue Pawtucket RI 02861	94	No
DJ Providence Co., LLC	72 Newport Avenue East Providence RI 02916	85	No
Dominican Market	341 Lonsdale Avenue Pawtucket RI 02860	81	No
Don's Lunch	169 Benefit Street Pawtucket RI 02861	85	No
Dooley, LLC	616 Smithfield Avenue Lincoln RI 02865	85	No
Double Dragon	381 Smithfield Avenue Pawtucket RI 02860	85	No
Downtown Pawtucket East	See User Notes For Boundaries See Sample Location for JPEG RI	78	No
Downtown Pawtucket West	See User Notes For Boundaries See Sample Location for JPEG RI	78	No
Dr. Anita N. Vasvani, D.M.D.	40 Maplewood Drive Pawtucket RI 02861	94	No
Dr. Earl F. Calcutt Middle School	112 Washington Street Central Falls RI 02863	86	No
Drs. Ward and Vaudry	132 Old River Road, Suite 204 Lincoln RI 02865	94	No
Dufficy Enterprises, Inc.	448 Newport Avenue Pawtucket RI 02861	85	No
Dunkin Donuts - Central Avenue	1113 Central Avenue Pawtucket RI 02861	85	No
Dunkin Donuts - Cumberland	20 Ann & Hope Way Cumberland RI 02864	85	No
Dunkin Donuts - Taunton Ave.	484 Taunton Avenue East Providence RI 02914	85	No
Dunkin Donuts-Broad Street	542 Broad Street Central Falls RI 02861	85	No
Dunkin Donuts-George Washington Highway	629 George Washington Highway Lincoln RI 02865	85	No
Dunnell Lane	See User Notes For Boundaries See Sample Location for JPEG RI	78	No
Dupuis Oil	401 Walcott Street Pawtucket RI 02860	97	No
Dwaraka Foods LLC	1800 Mendon Avenue Cumberland RI 02864	85	No
Dynamic Packaging LLC	32 Wellington Road Lincoln RI 02865	74	No
E & T Bella Pasta	223 Newport Avenue Pawtucket RI 02861	85	No
East Providence Fire Station #3	30 North Broadway East Providence RI 02916	97	No
East Providence Persy's Place LLC	140 Newport Avenue Rumford RI 02916	85	No
Eaton Corporation	10 New Road East Providence RI 02916	11	Yes
Echo Septic Services LLC	PO Box 129 481 Chestnut Hill Road Chepachet RI 02814	80	No
Ecological Fibers, Inc.	730 York Avenue Pawtucket RI 02861	24	Yes
EDC Holding, LLC	100 Newport Avenue East Providence RI 02916	85	No
Eglantina Kica, D.M.D.	388 Armistice Boulevard Pawtucket RI 02861	94	No
El Paisa Restaurant, Inc.	598 Dexter Street Central Falls RI 02863	85	No
El Salvadoreno Restaurant, Inc.	791 Lonsdale Avenue Central Falls RI 02863	85	No
El Sitio Bar & Lounge	31 Summer Street Pawtucket RI 02860	85	No
ELKA Restaurant, Inc.	435 Power Road Pawtucket RI 02860	85	No
Emery Realty Inc./Fountain Street Grille	151 Fountain Street Pawtucket RI 02860	85	No
Emery's Catering Service, Inc.	24 Central Street Central Falls RI 02863	85	No

Bucklin Point
List of Permitted Users - 2018

Company Name	Facility Address	Category	Significant
Enn Inc.	600 George Washington Highway Lincoln RI 02865	85	No
Enrico Caruso Society	105 Bouvier Avenue Manville RI 02838	85	No
Everybody's Favorite Family Restaurant	1370 Mendon Road Cumberland RI 02864	85	No
Excellent Coffee Company	57 Pawtucket Avenue Pawtucket RI 02860	89	No
Exchange Street Cafe	49 Exchange Street Pawtucket RI 02860	85	No
Express Panda	205 Division Street Pawtucket RI 02860	85	No
Extreme Clean Laundry, Inc.	295 Armistice Boulevard Pawtucket RI 02861	92	No
Fallon Memorial Elementary School	60 Lincoln Avenue Pawtucket RI 02861	86	No
Farm Fresh RI	2 Bayley Street Pawtucket RI 02860	85	No
FGX International	500 George Washington Highway Smithfield RI 02917	59	No
Filibuster Club	23 High Street Cumberland RI 02864	85	No
Finlay Extracts & Ingredients USA, Inc.	10 Blackstone Valley Place Lincoln RI 02865	34	No
First Choice Coffee Services	67 Beverage Hill Avenue Pawtucket RI 02860-6201	89	No
Fitness International LLC	615 Pawtucket Avenue Pawtucket RI 02860	89	No
Flor Di Brava	593 Weeden Street Pawtucket RI 02860	81	No
Foolproof Brewing Co., LLC	241 Grotto Avenue, Bldg. D, Unit 1 Pawtucket RI 02860	89	No
Fortune House	1800 Mendon Road, Suite F Cumberland RI 02864	85	No
Francesca's Restaurant, Inc.	526 Pawtucket Avenue Pawtucket RI 02860	85	No
Frank Lizotte's Glass Co., Inc.	8 Perry Street Central Falls RI 02863	42	No
Freeway Laundry II	280 Dexter Street Pawtucket RI 02860	92	No
Freeway Laundry IV	562 Broadway Pawtucket RI 02860	92	No
Fuller Mill Realty	145 Exchange Street Pawtucket RI 02860	74	No
Fuller Packaging, Inc.	1152 High Street Central Falls RI 02863	52	No
Fully Rooted Juicery	560 Mineral Spring Avenue, Unit 2120B Pawtucket RI 02860	74	No
G.B. Donuts of RI Inc.	179 Front Street Lincoln RI 02865	85	No
G.B. Donuts of RI Inc.	2084 Diamond Hill Road Cumberland RI 02864	85	No
Galito's Restaurant	214 Columbus Avenue Pawtucket RI 02861	85	No
Galway Bay	156 South Bend Street Pawtucket RI 02860	85	No
Garden Grille	727 East Avenue Pawtucket RI 02860	85	No
Garden Meat Market, LLC	156 Washington Street Central Falls RI 02863	81	No
Garfield Social Club	11 Hunt Street Central Falls RI 02863	85	No
Garrity Pub & Restaurant	67 Garrity Street Pawtucket RI 02861	85	No
Garvin Memorial Elementary	1364 Diamond Hill Road Cumberland RI 02864	86	No
General Cable Industries, LLC	3 Carol Drive Lincoln RI 02865	27	Yes
Generations	267 Jenckes Hill Road Smithfield RI 02917	86	No
Geneva Apartments, LP	150 Dartmouth Street Pawtucket RI 02860	86	No

Bucklin Point
List of Permitted Users - 2018

Company Name	Facility Address	Category	Significant
George Bennett Hwy Central	See User Notes For Boundaries See Sample Location for JPEG RI	78	No
George Bennett Hwy South	See User Notes For Boundaries See Sample Location for JPEG RI	78	No
George Washington Highway	See User Notes For Boundaries See Sample Location for JPEG RI	78	No
Georgia's Restaurant Ltd.	915 Dexter Street Central Falls RI 02863	85	No
Gerard A. Belhumeur, DDS	629 Central Avenue Pawtucket RI 02861	94	No
German American Cultural Society	78 Carter Avenue Pawtucket RI 02861	85	No
Gingersnaps Bakery	182 Front Street Lincoln RI 02865	81	No
Godfrey & Wing, Inc.	17 Dexter Road East Providence RI 02914	27	Yes
Golden Li Lai	904 Main Street Pawtucket RI 02860	85	No
Golden Palace	1165 High Street Cumberland RI 02864	85	No
Great China Inc.	402 Dexter Street Central Falls RI 02863	85	No
Great Taste	856 Newport Avenue Pawtucket RI 02861	85	No
Greystone of Lincoln, Inc.	7 Wellington Road Lincoln RI 02865	42	No
Grieco Toyota	415 Taunton Avenue East Providence RI 02914	74	No
Gripnail Corporation	97 Dexter Road East Providence RI 02914	42	No
Grupo Amigos Da Terceira	55 Memorial Drive Pawtucket RI 02860	85	No
Happy Smile	885 Smithfield Avenue Lincoln RI 02865	94	No
Hark's Hadwin Street Cafe	63 Hadwin Street Central Falls RI 02863	85	No
Harris Industries, Inc.	181 Conant Street Pawtucket RI 02860-1850	42	No
Harry's Bar and Burger	200 Front Street Lincoln RI 02865	74	No
Hartley's Pork Pies	871 Smithfield Avenue Lincoln RI 02865	81	No
Hasbro, Inc.	1027 Newport Avenue Pawtucket RI 02861	27	No
Hasbro, Inc. - Executive Offices	1011 Newport Avenue Pawtucket RI 02861	86	No
Hibachi Grill Supreme Buffet Inc.	58A Newport Avenue East Providence RI 02916	85	No
Highland Corporate Drive	See User Notes For Boundaries See Sample Location for JPEG RI	78	No
Highland Dental Group, Inc.	1189 Smithfield Avenue Lincoln RI 02865	94	No
Highlands Property Management, LLC	622 George Washington Highway Lincoln RI 02865	73	No
Hindley Manufacturing Company	9 Havens Street Cumberland RI 02864	21	No
HM Vincent, DMD, LLC	719 Armistice Boulevard Pawtucket RI 02861	94	No
Holiday Retirement Home, Inc.	30 Sayles Hill Road Manville RI 02838	86	No
Homestead Baking Company	145 North Broadway Rumford RI 02916	81	No
Honey Dew Donuts (Newport Avenue)	1515 Newport Avenue Pawtucket RI 02861-1342	85	No
Hope Buffinton Packaging Group, LLC	575 Lonsdale Avenue Central Falls RI 02863	59	No
Hope Global	50 Martin Street Cumberland RI 02864	23	No
Hope Springs Eternal LLC	1005 Main Street, Suite #1113 Pawtucket RI 02860	85	No
Hord Crystal Corporation	45 York Avenue Pawtucket RI 02860	11	Yes

Bucklin Point
List of Permitted Users - 2018

Company Name	Facility Address	Category	Significant
Hot Spot LLC	3781 Mendon Road Cumberland RI 02864	85	No
House of Pizza	206 Division Street Pawtucket RI 02860	85	No
Howley Bread Group	613 George Washington Highway Lincoln RI 02865	85	No
HP Services, Inc.	800 Scenic View Drive Cumberland RI 02864	11	Yes
Hydro Dulce	712 Broad Street Central Falls RI 02863	85	No
Ignite Your Life Nutrition	188 Front Street Lincoln RI 02865	74	No
Impact Custom Apparel, LLC	30 Industrial Road Cumberland RI 02864	99	No
Independent Auto Sales	379 Roosevelt Avenue Pawtucket RI 02860	74	No
Industrial Circle	See User Notes For Boundaries See Sample Location for JPEG RI	78	No
Industrial Container Services - RI, LLC	455 George Washington Highway Smithfield RI 02917-1929	44	No
Industrial Lane Cumberland	See User Notes For Boundaries See Sample Location for JPEG RI	78	No
Ink Solution	560 Mineral Spring Avenue, Unit 5-102 Pawtucket RI 02860	99	No
INSCO Intermediate Holdings, LLC	17 Powder Hill Road Lincoln RI 02865	99	No
International Charter School	334 Pleasant Street Pawtucket RI 02860	74	No
International Meat Market	756 Lonsdale Avenue Central Falls RI 02863	81	No
International Packaging Corp.	517 Mineral Spring Ave. Pawtucket RI 02860	53	No
Interplex Engineered Products, Inc.	231 Ferris Avenue East Providence RI 02916	11	Yes
Isle Brewers Guild	461 Main Street Pawtucket RI 02860	34	Yes
J and K Restaurant	757 Main Street Pawtucket RI 02860	85	No
J&M Diamond Tool, Inc.	43 Roger Williams Avenue East Providence RI 02916	44	No
J.D. Laundromat	180 Broad Street Cumberland RI 02864	92	No
Jacky's Galaxie Restaurant, Inc.	1764 Mendon Road, Suite 1 Cumberland RI 02864	85	No
Jan Co. Central	800 Lonsdale Avenue Central Falls RI 02863	85	No
Jan Co. Central, Inc.	67 Newport Avenue East Providence RI 02916	85	No
Jan Co., Inc.	600 Taunton Avenue East Providence RI 02916	85	No
JAR Bakers Supply	12 Crow Point Road Lincoln RI 02865	81	No
Jeanne Jugan Residence	964 Main Street Pawtucket RI 02860	86	No
Jerry's Friendly Tap LLC	1225 Mendon Road Cumberland RI 02864-4812	85	No
JH Davis, LLC.	435 West Avenue Pawtucket RI 02860	42	No
Jin Hua Chinese Restaurant, Inc.	1925 Pawtucket Avenue East Providence RI 02914	85	No
JKD, Ltd.	315 Waterman Avenue East Providence RI 02914	85	No
JKM Enterprises, LLC	900 Broad Street Central Falls RI 02863	92	No
John Rocchio Corporation	Higginson Avenue Central Falls RI 02863	40	Yes
John H. Collins & Sons Company	Dunnell Lane Pawtucket RI 02860	27	Yes
John O. Eastman, D.D.S. Inc.	225 Newman Avenue Rumford RI 02916	94	No
Joseph Gnazzo Co.	50 Dunnell Lane Pawtucket RI 02860	71	No

Bucklin Point
List of Permitted Users - 2018

Company Name	Facility Address	Category	Significant
Joseph Jenks Jr. High School	350 Division Street Pawtucket RI 02860	86	No
Jozon Enterprises Inc.	210 Dexter Street Pawtucket RI 02860	85	No
J's Deli	2364 Diamond Hill Road Cumberland RI 02864	85	No
Just Like Home Laundry	1322 Broad Street Central Falls RI 02863	92	No
K & A El Masri- Ronzio Pizza	1700 Mendon Rd. Cumberland RI 02864	85	No
K&W Webbing Company	403 Roosevelt Avenue Central Falls RI 02863	23	No
K.M. Diaz	50 Dunnell Lane Pawtucket RI 02860	71	No
Karol A. Romenski & Son, Inc.	342 High Street Central Falls RI 02863	96	No
Keefe Funeral Home, Inc.	5 Higginson Avenue Lincoln RI 02865	96	No
Kenneth Castellucci & Associates, Inc.	9 New England Way Lincoln RI 02865	42	No
Key Container Corporation	21 Campbell Street Pawtucket RI 02861-4005	24	No
Keystone Real Estate Group, Inc.	669 Roosevelt Avenue Pawtucket RI 02860	74	No
Kim & Gary's Ice Cream Machine	4288 Diamond Hill Road Cumberland RI 02864	85	No
Kirkbrae Country Club	197 Old River Road Lincoln RI 02865	86	No
Kitchen & Counter Top Center of N.E.	125 Esten Avenue Pawtucket RI 02860	42	No
Kiwi Burst Yogurt Shop	616 George Washington Highway Lincoln RI 02865	85	No
L&B Foods, Inc.	20 Carter Avenue Pawtucket RI 02861	81	No
La Arepa	574 Smithfield Avenue Pawtucket RI 02860	85	No
La Casona Restaurant	768 Broad Street Central Falls RI 02863	85	No
La Palencianita Bakery-Food LLC	810 Broad Street Central Falls RI 02863	85	No
Land Works LLC	1030 B Danielson Pike Scituate RI 02857	80	No
Lane Foods, Inc.	1940 Pawtucket Avenue East Providence RI 02914	85	No
Langley's Laundromat	265 Pawtucket Avenue Pawtucket RI 02860	92	No
Laundromax	479 Mineral Spring Avenue Pawtucket RI 02860	92	No
Laurens Cafe	542 Pawtucket Avenue Pawtucket RI 02860	74	No
Leedon Webbing Co., Inc.	86 Tremont Street Central Falls RI 02863	44	No
Len's Hot Dog Haven	9 Slater Park Pawtucket RI 02860	85	No
Li Lai Wok Pawtucket, Inc.	655 Central Avenue Pawtucket RI 02861	85	No
Lil & Gene's Restaurant	29 Winter Street Manville RI 02838	74	No
Lil' General #30	259 Front Street Lincoln RI 02865	74	No
Lincoln Dental Associates	6 Blackstone Valley Place, Suite 306A Lincoln RI 02865	74	No
Lincoln Development, LLC	George Washington Highway Lincoln RI 02865	74	No
Lincoln Funeral Home, Inc.	1501 Lonsdale Avenue Lincoln RI 02865	96	No
Lincoln High School	135 Old River Road Lincoln RI 02865	86	No
Lincoln Laundromat	208 Front Street Lincoln RI 02865	92	No
Lincoln Pepperoni's, LLC	618 George Washington Highway Lincoln RI 02865	85	No

Bucklin Point
List of Permitted Users - 2018

Company Name	Facility Address	Category	Significant
Lincoln Senior Center	150 Jenckes Hill Road Lincoln RI 02865	86	No
Lindbergh Auto Body, Inc.	58 Smithfield Avenue Pawtucket RI 02860	97	No
Lindsay Ciombor Brislin, DMD	536 Central Avenue Pawtucket RI 02861	94	No
Liquid Blue	1 Crownmark Drive Lincoln RI 02865	23	Yes
LMP Enterprises	2352 Mendon Road Cumberland RI 02864	85	No
Lonsdale Donuts	465 Lonsdale Avenue Pawtucket RI 02860	85	No
Lonsdale Elementary School	270 River Road Lincoln RI 02865	74	No
Lonsdale Super Wash	459 Lonsdale Avenue Pawtucket RI 02860	92	No
LRA Restaurants Inc.	535 Dexter Street Central Falls RI 02863	85	No
Lucky Chen	609 Smithfield Ave Lincoln RI 02865	85	No
Lucky Chen Corp 2	614 Smithfield Ave Lincoln RI 02865	85	No
Lucky Laundry	506 York Avenue Pawtucket RI 02861-3428	92	No
Luna's Cafe, LLC	350 Prospect Street Pawtucket RI 02861	85	No
Luxury Dry Cleaners	610 Smithfield Avenue Lincoln RI 02865	92	No
Lydia A. Klufas, DDS	525 Broad Street Cumberland RI 02864	94	No
M & M NY System	361 Waterman Avenue East Providence RI 02914	85	No
Magerry, Inc.	47 Summer Street Manville RI 02838	85	No
Main Street Market, Inc.	919 Main Street Pawtucket RI 02860	82	No
Makin Central Inc.	655 Central Avenue Pawtucket RI 02861	85	No
Manning Heffern Inc.	68 Broadway Pawtucket RI 02860	96	No
Manville	See User Notes For Boundaries See Sample Location for JPEG RI	78	No
Manville Cleaning Center	14 Railroad Street Manville RI 02838	92	No
Manville Palace Pizza	141 Railroad Street Manville RI 02838	85	No
Maplehurst Diner	276 Front Street Lincoln RI 02865	74	No
Maroon Group, LLC.	50 Industrial Circle Lincoln RI 02865	22	Yes
Marotta Food Corporation	300 Barton Street Pawtucket RI 02860-2918	82	No
Martin Bakers, LLC	399 North Broadway East Providence RI 02916	85	No
Martin Street Industrial Area	See User Notes For Boundaries See Sample Location for JPEG RI	78	No
Materion Technical Materials, Inc.	5 Wellington Road Lincoln RI 02865	11	Yes
Matos Bakery	569 Broadway Pawtucket RI 02860	81	No
MDB-T LLC	550 George Washington Highway Smithfield RI 02917	97	No
Medcure	900 Highland Corporate Drive, Suite 301 Cumberland RI 02864	95	No
Med-Tech Ambulance	71-79 Alden Street Pawtucket RI 02861	74	No
Meeting Street Mill Complex	See User Notes For Boundaries See Sample Location for JPEG RI	78	No
Mei King Restaurant	211 South Bend Street Pawtucket RI 02860	85	No
Michael Healy Designs, Inc.	60 New River Road Manville RI 02838	41	No

Bucklin Point
List of Permitted Users - 2018

Company Name	Facility Address	Category	Significant
Michael Perri & Sons, Inc.	537 Sandy Lane Warwick RI 02889	80	No
Michael's Meats	2130 Mendon Road Suite 4 Cumberland RI 02864	81	No
Mid State Sewerage, Inc.	237 Riverlin Street Millbury MA 01527	80	No
Middle Central Falls	See User Notes For Boundaries See Sample Location for JPEG RI	78	No
Mineral Spring Laundromat	156 Mineral Spring Avenue Pawtucket RI 02860	92	No
Ming Garden, Inc.	295 Armistice Boulevard Pawtucket RI 02861	85	No
Mirror Image	190 Exchange Street Pawtucket RI 02860	99	No
Modern Diner	364 East Avenue Pawtucket RI 02860	85	No
Montecristo Restaurant	804 Broad Street Central Falls RI 02863	85	No
Moon Star Chinese Restaurant	727 East Avenue Pawtucket RI 02860	85	No
Moshassuck Valley Industrial Hwy	See User Notes For Boundaries See Sample Location for JPEG RI	78	No
Motown Pizza, LLC	45 Newport Ave, Suite B Rumford RI 02916	85	No
Mr. USA Cleaners	224 East Avenue Pawtucket RI 02860	92	No
MSA Donuts, LLC	750 Mineral Spring Avenue Pawtucket RI 02860	85	No
Multi-Wall Packaging a Division of Signode Industrial Group	50 Taylor Drive East Providence RI 02916	42	No
Murdock Webbing Co., Inc.	27 Foundry Street Central Falls RI 02863	23	Yes
Murphy's Law	2 George Street Pawtucket RI 02860	85	No
My Daddy's Pizza	594 Pawtucket Avenue Pawtucket RI 02860	85	No
Narr. Electric Co.-Vault Op.-BV	280 Melrose Street Providence RI 02907	27	No
Narragansett Park Drive	See User Notes For Boundaries See Sample Location for JPEG RI	78	No
NECVW, Inc.	1600 Mendon Road Cumberland RI 02864	97	No
Neptco, Inc.	30 Hamlet Street Pawtucket RI 02861-0323	44	No
Neurotech Pharmaceuticals, Inc.	900 Highland Corporate Drive Cumberland RI 02864	95	No
New Agawam LLC	15 Roger Williams Avenue Rumford RI 02916	85	No
New England Linen Supply, Inc.	20 Rhode Island Avenue Pawtucket RI 02860	25	Yes
New England Paper Tube Co.	200 Conant Street Pawtucket RI 02860	74	No
New England Way	See User Notes For Boundaries See Sample Location for JPEG RI	78	No
New Harvest Coffee Roasters	1005 Main Street, Suite 108 Pawtucket RI 02860	85	No
New Hong Kong	514 Broad Street Central Falls RI 02863	85	No
Newman Avenue	See User Notes For Boundaries See Sample Location for JPEG RI	78	No
Newport 223 Donuts, Inc.	223 Newport Avenue East Providence RI 02916	85	No
Newport Ave Donut-81 Newport	81 Newport Avenue Pawtucket RI 02861	85	No
Newport Cedar Donuts, Inc.	105 Cedar Street Pawtucket RI 02860	85	No
Newport Division Donuts, Inc.	192 Division Street Pawtucket RI 02860	85	No
North Central Industrial Park	See User Notes For Boundaries See Sample Location for JPEG RI	78	No
North Smithfield Laser Tag and Arcade	100 Higginson Avenue Lincoln RI 02865	85	No

Bucklin Point
List of Permitted Users - 2018

Company Name	Facility Address	Category	Significant
Northeast Construction Services	2095 Diamond Hill Road Cumberland RI 02864	74	No
Northeast Knitting, Inc.	179 Conant Street Pawtucket RI 02860	23	No
Northern Central Falls	See User Notes For Boundaries See Sample Location for JPEG RI	78	No
Northern East Providence	See User Notes For Boundaries See Sample Location for JPEG RI	78	No
Oak Hill Health & Rehabilitation Center	544 Pleasant Street Pawtucket RI 02860	86	No
Ocean State Cesspool, Inc.	336 Nooseneck Hill Road Exeter RI 02822	80	No
Olly's Pizza	148 Broad Street Pawtucket RI 02860	85	No
O'Neill Funeral Home	3102 Mendon Rd. Cumberland RI 02864	96	No
Organic Dyes and Pigments, LLC.	1 Crownmark Drive Lincoln RI 02865	22	Yes
Original Pizza of Boston	13 Blackstone Valley Place Lincoln RI 02865	53	No
Orion Retail	270 Jenckes Hill Road Smithfield RI 02917	26	No
Our Place on North Broadway	525 North Broadway East Providence RI 02914	85	No
P & G Bowling, Inc.	80 Newport Avenue East Providence, RI 02916	85	No
Palagis Ice Cream	55 Bacon Street Pawtucket RI 02860	74	No
Panaderia El Antojo, Inc.	494 Dexter Street Central Falls RI 02863	85	No
Papa Gino's #408	12 Narragansett Park Drive East Providence RI 02916	85	No
Papa Gino's-Lincoln Mall	403 Lincoln Mall Lincoln RI 02865	85	No
Parkway Apartments, L.P.	10 Office Parkway East Providence RI 02914	86	No
Pascale Service Corporation	51 Delta Drive Pawtucket RI 02860	74	No
Patriot Textiles, Inc.	21 Sabin Street Pawtucket RI 02861	23	No
Paul G. Roque, DDS	642 Newport Avenue Pawtucket RI 02861	94	No
Paulo J. DaRosa, DDS	490 High Street Cumberland RI 02864	94	No
Pawtucket Ave:Esten Avenue Mill Area	See User Notes For Boundaries See Sample Location for JPEG RI	78	No
Pawtucket China Inn	285 Main Street Pawtucket RI 02860	85	No
Pawtucket Country Club	900 Armistice Boulevard Pawtucket RI 02861	85	No
Pawtucket House of Pizza	398 Smithfield Avenue Pawtucket RI 02860	85	No
Pawtucket Lion Pizza, Inc.	197 Mineral Spring Avenue Pawtucket RI 02860	85	No
Pawtucket Little Caesars, LLC	465 Lonsdale Avenue Pawtucket RI 02860	85	No
Pawtucket Power Associates	181 Concord Street Pawtucket RI 02860	16	Yes
Pawtucket Red Sox Baseball Club	1 Columbus Avenue Pawtucket RI 02860	86	No
Pawtucket Skilled Nursing	70 Gill Avenue Pawtucket RI 02861	86	No
Pawtucket Soup Kitchen	195 Walcott Street Pawtucket RI 02860	85	No
Pawtucket Taco	7 Newport Avenue Pawtucket RI 02861	85	No
PCL Fixtures, Inc.	275 Ferris Avenue Rumford RI 02916	24	No
Pedro Teixeira, DDS	176 Newport Avenue Pawtucket RI 02861	94	No
Pepper Dining Inc.	622 George Washington Highway Lincoln RI 02865	85	No

Bucklin Point
List of Permitted Users - 2018

Company Name	Facility Address	Category	Significant
Phantom Properties, LLC	2920 Diamond Hill Road Cumberland RI 02864	85	No
Philip J. Calabro, D.M.D.	500 Newport Avenue Pawtucket RI 02861	94	No
Phoenix Converting Corporation	402 Walcott Street Pawtucket RI 02860	59	No
Piatek Machine Co., Inc.	25 Monticello Road Pawtucket RI 02861	42	No
Pizza Man of Cumberland	87 Broad Street Cumberland RI 02864	85	No
Plouffe's Cup N Saucer	267 Main Street Pawtucket RI 02860	85	No
Poly/Sperse, Corp.	250 Narragansett Park Drive East Providence RI 02916	22	No
Popette of Pendulum	560 Mineral Spring Avenue, Unit 203 Pawtucket RI 02860	74	No
Poppy's Family Restaurant	3344 Mendon Road Cumberland RI 02864	85	No
Potter-Burns Elementary School	973 Newport Avenue Pawtucket RI 02861	86	No
Precision Harley - Davidson, Inc.	269 Armistice Boulevard Pawtucket RI 02860	97	No
Precision Polishing & Ornament	601 Mineral Spring Avenue Pawtucket RI 02860	42	No
Princess Enterprise, Inc.	614 Pawtucket Avenue Pawtucket RI 02860	85	No
Printmakers, Inc.	75 York Avenue Pawtucket RI 02860	93	No
Prospect CharterCare SJHSRI (Roosevelt)	249 Roosevelt Avenue Pawtucket RI 02860	94	No
Providence Braid Co., Inc.	358 Lowden Street Pawtucket RI 02860	44	No
Providence Fire Restoration	291 Kenyon Avenue Pawtucket RI 02861	99	No
Providence Metallizing Company, Inc.	51 Fairlawn Avenue Pawtucket RI 02860-2591	11	Yes
Pub Ventures	507 North Broadway East Providence RI 02914	85	No
Pulcinella, LLC	3 Wake Robin Road Lincoln RI 02865	85	No
Putnam Holdings, Inc.	32 Wellington Road Lincoln RI 02865	49	No
Quality Gerontological Services, Inc.	60 Eben Brown Lane Central Falls RI 02863	86	No
Quality Rental	390 Walcott Street Pawtucket RI 02860	86	No
Queenies Deck	562 Newport Avenue Pawtucket RI 02861	85	No
R & D Manufacturing, Inc.	60 Dunnell Lane East Pawtucket RI 02860	41	No
R.B. Fast Food Inc.	270 Dexter Street Pawtucket RI 02860	74	No
R.J.W. Enterprises Inc.	337 Armistice Blvd Pawtucket RI 02861	85	No
R1 Indoor Karting, LLC	100 Higginson Avenue Lincoln RI 02865	74	No
Rafael Enterprise	212-214 Broad Street Pawtucket RI 02860	74	No
Raggs Septic Service, Inc.	P.O.Box 1027 Concord MA 01742	73	No
Rand Whitney Southeast Container, LLC	455 Narragansett Park Drive Pawtucket RI 02861-4321	24	No
Rhode Island Donuts LLC	2069 Diamond Hill Road Cumberland RI 02864	85	No
Ribatejo Fish Market	167 Benefit Street Pawtucket RI 02861	82	No
Richmond Motor Sales, Inc.	519 Pawtucket Avenue Pawtucket RI 02860	97	No
RIDCO Casting Co.	6 Beverage Hill Avenue Pawtucket RI 029860	21	No
Right Spot Diner	200 South Bend Street Pawtucket RI 02860	85	No

Bucklin Point
List of Permitted Users - 2018

Company Name	Facility Address	Category	Significant
Riviera Inn	580 North Broadway East Providence RI 02914	85	No
Roast House Pub and Restaurant	176 Columbus Avenue Pawtucket RI 02860	85	No
Ronzio Mendon	1700 Mendon Road Cumberland RI 02864	74	No
Rosco Manufacturing, LLC	500 High Street Central Falls RI 02863	42	No
Rose Sub LLC	622 George Washington Highway Lincoln RI 02865	85	No
Royal Cleaners, Inc.	639 Cottage Street Pawtucket RI 02861	92	No
Rumford Dental	20 Newman Avenue Rumford RI 02916	94	No
Rumford Motor Inn	400 Newport Avenue Rumford RI 02916-2120	86	No
Russell S. Chin, DDS, Ltd.	1288 Newport Avenue Pawtucket RI 02861	94	No
S.P. Donuts	2130 Mendon Road Cumberland RI 02864	85	No
Sakis Pizza (Cumberland)	2339 Diamond Hill Road Cumberland RI 02864	85	No
Sanctuary Herbs of Providence	560 Mineral Spring Avenue, Unit BF117A Pawtucket RI 02860	74	No
Sarkis Hagopian Enterprises LLC	1525 Old Louisquisset Pike Lincoln RI 02865	85	No
Schofield Printing, Inc.	211 Weeden Street Pawtucket RI 02860	99	No
Schofield Sanitation	4420 Diamond Hill Road Cumberland RI 02864	80	No
School Street Warehouse, LLC	820 School Street Pawtucket RI 02860	97	No
Scituate Cesspool, Inc.	26 Greenhill Road Johnston RI 02919	80	No
Semi Sweet	744 Broad Street Central Falls RI 02863	81	No
Senior Lifestyle Emerald Bay LP	10 Old Diamond Hill Road Cumberland RI 02864-4611	86	No
Septage Station	692 George Washington Highway Lincoln RI 02864	77	No
Serra Da Estrela Restaurant	168 Broad Street Cumberland RI 02864	85	No
Seven Cray Street Realty Corp	7 Cray Street Cumberland RI 02864	85	No
Sewrite Embroidery	30 Martin Street, Suite #2A1 Cumberland RI 02864	99	No
Shaghalian Family Dental, LLC.	1002 Pawtucket Avenue Rumford RI 02916	94	No
Shanna Country Kitchen	1517 Louisquisset Pike Lincoln RI 0865	85	No
Shaydan Inc.	266 Grand Avenue Pawtucket RI 02861	85	No
Shish Kabob	555 Smithfield Avenue Pawtucket RI 02860	85	No
Shivu, LLC	306 Broad Street Central Falls RI 02863	92	No
SHP IV/LCB Lincoln, LLC	425 Albion Road Lincoln RI 02865	86	No
Silver Fern Practice LLC	21 Division Street Pawtucket RI 02860	89	No
Smug Brewery	545 Pawtucket Avenue Pawtucket RI 02860	74	No
Sonid LLC	560 Mineral Spring Avenue Pawtucket RI 02860	81	No
Southern East Providence	See User Notes For Boundaries See Sample Location for JPEG RI	78	No
Sparkle City Laundromat	192 Division Street Pawtucket RI 02860	92	No
Sparky's Restaurant	548 Dexter Street Central Falls RI 02863	85	No
SPHOD	572 Armistice Boulevard Pawtucket RI 02861	85	No

Bucklin Point
List of Permitted Users - 2018

Company Name	Facility Address	Category	Significant
Spin City Cumberland, LLC	3400 Mendon Road Cumberland RI 02864	92	No
Spirit Recognition	639 Central Avenue Pawtucket RI 02861	99	No
Splash Snack Bar and Grill	546 Lonsdale Avenue Central Falls RI 02863	85	No
Spring House Chinese	178 Mineral Spring Avenue Pawtucket RI 02860	85	No
St. George's Maronite Church	171 Twin River Road Lincoln RI 02865	74	No
St. Raphael Academy - East Building	210 Walcott Street Pawtucket RI 02860	86	No
St. Raphael Academy - West Building	123 Walcott Street Pawtucket RI 02860	86	No
Stackbin Corporation	29 Powder Hill Road Lincoln RI 02865	11	Yes
Starbucks Restaurant-Lincoln Mall	622 George Washington Highway Lincoln RI 02865	85	No
Starsani Pizza	103 Newport Avenue Pawtucket RI 02861	85	No
Stolberger, Inc.	1211 High Street Central Falls RI 02863	26	No
Stop & Shop Supermarket #704	70 Mendon Road Cumberland RI 02864	82	No
Stop & Shop Supermarket #710	368 Cottage Street Pawtucket RI 02861	82	No
Stop & Shop Supermarket #712	622 George Washington Highway Lincoln RI 02865	82	No
Suburban Contract Cleaning	95 Webster Avenue Pawtucket RI 02861	99	No
Subway - Mineral Spring Avenue	745 Mineral Spring Avenue Pawtucket RI 02860	85	No
Subway (North Broadway)	411 North Broadway Rumford RI 02916	85	No
Subway 95 Exit 30, LLC	355 Fountain Street Pawtucket RI 02860-1202	85	No
Subway Restaurant	287 Armistice Blvd Pawtucket RI 02861	85	No
Subway-Broad Street	310 Broad Street Central Falls RI 02863	85	No
Summit Manufacturing Corporation	248 Pine Street Pawtucket RI 02860	11	Yes
Sunshine Creamery	305 North Broadway East Providence RI 02916	85	No
Sunshine Market	181 Washington Street Central Falls RI 02863	74	No
Super Dragon	805 Broadway Pawtucket RI 02861	85	No
Swades, LLC	727 East Avenue Pawtucket RI 02860	85	No
Swan Cleaners	371 Benefit Street Pawtucket RI 02861	92	No
Sweetland Foods, Inc.	112 Warren Avenue Pawtucket RI 02860	81	No
Swissline Precision, LLC.	23 Ashton Park Way Cumberland RI 02864	42	No
Tanury Industries	6 New England Way Lincoln RI 02865	11	Yes
Tanury Industries PVD, Inc.	7 New England Way Lincoln RI 02865	11	Yes
Tanya Creations, Inc.	360 Narragansett Park Drive East Providence RI 02916	42	No
Taqueria Lupita	765 Dexter Street Central Falls RI 02863	85	No
Target Corporation - T2073	620 George Washington Highway Lincoln RI 02865	85	No
Tastex Corporation	467 - 469 Roosevelt Avenue Central Falls RI 02863	23	No
Tedor Pharma Inc.	400 Highland Corporate Drive Cumberland RI 02864	14	Yes
Teknicote, Inc.	10 New Road, Suite 400 Rumford RI 02916	11	Yes

Bucklin Point
List of Permitted Users - 2018

Company Name	Facility Address	Category	Significant
Teknor Apex - Mendon	90 Mendon Avenue Pawtucket RI 02861	37	No
Teknor Apex Co.	505 Central Avenue Pawtucket RI 02861	27	Yes
Texcel Industries, Inc.	18 Meeting Street Cumberland RI 02864	23	No
Thai Fusion	259 Front Street Lincoln RI 02865	71	No
The 579, LLC	579 Benefit Street Pawtucket RI 02861	85	No
The Car Store, Inc.	1 Colfax Street Pawtucket RI 02860	97	No
The Children's Workshop	151 Hunt Street Central Falls RI 02863	86	No
The Evans Findings Company, Inc.	33 Eastern Avenue East Providence RI 02914	21	No
The Family Dentist, Inc.	480 Broadway Pawtucket RI 02860	94	No
The Fence Specialist, Inc.	101 Dexter Road East Providence RI 02914	70	No
The Goat Hospitality Group, Inc.	881 Central Avenue Pawtucket RI 02861	85	No
The Mansion, Inc.	104 Clay Street Central Falls RI 02863	86	No
The Met RI, LLC	1005 Main Street, Unit 1112 Pawtucket RI 02860-7802	85	No
The Okonite Company	5 Industrial Road Cumberland RI 02864	27	Yes
The Salvation Army	102 High Street Pawtucket RI 02860	85	No
The Seabra Group, LLC	2000 Mendon Road Cumberland RI 02864	82	No
The Stop & Shop Supermarket Co. LLC	1925 Pawtucket Avenue East Providence RI 02914	82	No
Thyssenkrupp Materials	279 Jenckes Hill Road Smithfield RI 02917	46	No
Tiffany and Company	300 Maple Ridge Drive Cumberland RI 02864	15	Yes
Tikal Bakery	765 Broad Street Central Falls RI 02863	74	No
Top Shell LLC	55 Conduit Street Central Falls RI 02863	81	No
Torre Corp.	3 Wake Robin Lane, Unit #1 Lincoln RI 02865	85	No
Torti Services	4 Barbs Hill Road Foster RI 02825	80	No
Totis Pizza and Grill, Inc.	622 Central Avenue Pawtucket RI 02861	85	No
Tracey Gear Inc.	740 York Avenue Pawtucket, RI 02861	42	No
Trinity Management	255 Mineral Spring Avenue Pawtucket RI 02861	85	No
Trinity Management	100 Mendon Road Cumberland RI 02864	85	No
Trinity Management LLC	1754 Mendon Road Cumberland RI 02864	85	No
Trinity Management LLC	285 Armistice Boulevard Pawtucket RI 02861	85	No
Truex, Inc.	300 Armistice Boulevard Pawtucket RI 02861	11	Yes
Underground Heros Inc.	80 A Newport Ave East Providence RI 02916	85	No
United Methodist Elder Care	30 Alexander Avenue East Providence RI 02914	86	No
United Skates of America	75 New Road Rumford RI 02916-2016	85	No
University Oral & Maxil. - School Street	123 School Street Pawtucket RI 02860	94	No
V. George Rustigian Rugs Inc. - Meeting Street	30 Meeting Street Cumberland RI 02864	99	No
Verizon - BV	Allens Avenue Providence RI 02905	27	No

Bucklin Point
List of Permitted Users - 2018

Company Name	Facility Address	Category	Significant
VetCor of Lincoln, LLC.	207 Front Street Lincoln RI 02865	94	No
Vibe Lounge	25 Broad Street Pawtucket RI 02860	85	No
Vicor Corporation	1 Albion Road Lincoln RI 02865	42	No
Village Pizza Inc.	650 Dexter Street Central Falls RI 02863	85	No
Village Press	331 North Broadway East Providence RI 02916	24	No
Village Restaurant, Inc.	200 Main Street Pawtucket RI 02860	85	No
VIP Car Wash	6 Cook Street Lincoln RI 02865	97	No
Visual Creations, Inc.	500 Narragansett Park Drive Pawtucket RI 02861	44	No
Vogue Industries LP	82 Hadwin Street Central Falls RI 02863	99	No
Walter M. Dzialo, DDS	526 Newport Avenue Pawtucket RI 02861	94	No
Walt's Roast Beef.	285 Newport Avenue Pawtucket RI 02861	85	No
Wannamoisett Country Club	96 Hoyt Avenue Rumford RI 02916	86	No
Washing Well Laundry	906 Main Street Pawtucket RI 02860-4918	92	No
Water Works Car Wash	930 Main Street Pawtucket RI 02860	97	No
Webster Street	See User Notes For Boundaries See Sample Location for JPEG RI	78	No
Wendy's (Cottage Street)	368 Cottage Street Pawtucket RI 02861	85	No
Wendy's International, Inc. (Broad)	120 Broad Street Pawtucket RI 02860	85	No
Western Central Falls	See User Notes For Boundaries See Sample Location for JPEG RI	78	No
WG Lincoln Place SH, LLC	612 George Washington Hgwy Lincoln RI 02865	86	No
Whipped Ice Cream Parlor	446 North Broadway East Providence RI 02914	85	No
White Dog Distilling	560 Mineral Spring Avenue, Unit 2-143 Pawtucket RI 02860	74	No
Whittet-Higgins Company	33 Higginson Avenue Central Falls RI 02863	42	No
Wildflour Bakery Cafe + Juice Bar	727 East Avenue Pawtucket RI 02860	85	No
Wildtree Herbs, Inc.	15 Wellington Road Lincoln RI 02865	81	No
William B. Chan DMD	2359 Mendon Road Cumberland RI 02864	94	No
William Naughton, DDS	524 Central Avenue Pawtucket RI 02861	94	No
William W. Tripp Funeral Home, Inc.	1008 Newport Avenue Pawtucket RI 02861	96	No
Wind River Environmental (not active)	577 Main Street Hudson MA 01749	73	No
Wind River Environmental, LLC	141 Shun Pike Johnston RI 02919	80	No
Xelapan Bakery and Convenience	904 Lonsdale Avenue Central Falls RI 02863	81	No
YMCA of Pawtucket, Inc.	20 Summer Street Pawtucket RI 02860	89	No
Zaccagnini's Pastry Shoppe	546 Smithfield Avenue Pawtucket RI 02860	81	No
Zebra Technologies Corporation	One Albion Road, Suite 100 Lincoln RI 02865	42	No

ATTACHMENT VOLUME II

SECTION 2

***PERMIT ISSUANCE/REISSURANCE
ACTIVITIES***

***PERMIT ISSUANCE/REISSUANCE
ACTIVITIES***

FIELD'S POINT

**Field's Point
Permit Issuance / Reissuance Activities - 2018**

Company Name	Prior Permit	Permit	Issue Date	Effective Date	Expire Date
Being Sisyphus, Inc.	12/31/2017	P8500-452-1222	12/19/2017	01/01/2018	12/31/2022
Cisco's Pizza	12/31/2017	P8500-436-1222	12/19/2017	01/01/2018	12/31/2022
D. Palmieri Bakery	12/31/2017	P8900-067-1222	12/22/2017	01/01/2018	12/31/2022
Department of Veterans Affairs Medical Center	12/31/2017	P9904-102-1222	12/19/2017	01/01/2018	12/31/2022
Hasbro	12/31/2017	P8602-562-1222	12/22/2017	01/01/2018	12/31/2022
Italian Dessert Service Import, Inc.	12/31/2017	P8501-419-1222	12/19/2017	01/01/2018	12/31/2022
Nara, LLC	12/31/2017	P8501-414-1222	12/19/2017	01/01/2018	12/31/2022
Ocean State Metals, Inc.	12/31/2017	P4600-053-1222	12/15/2017	01/01/2018	12/31/2022
Popeye's Chicken and Biscuits	12/31/2017	P8500-450-1222	12/22/2017	01/01/2018	12/31/2022
Providence College - Raymond Hall	12/31/2017	P8600-565-1222	12/15/2017	01/01/2018	12/31/2022
Quality Seafood	12/31/2017	P8102-206-1222	12/19/2017	01/01/2018	12/31/2022
Walt's Roast Beef- North Providence	12/31/2017	P8501-422-1222	12/19/2017	01/01/2018	06/11/2018
Zumstein Family Dentistry	12/31/2017	P9400-388-1222	12/22/2017	01/01/2018	12/31/2022
Dean Auto Collision Center Inc.	No Previous Permit	P9702-204-1122	01/09/2018	01/09/2018	11/30/2022
Enrission	No Previous Permit	P8500-470-1122	01/09/2018	01/09/2018	11/30/2022
Poke For Me 4, LLC	No Previous Permit	P8500-473-1022	01/09/2018	01/09/2018	10/31/2022
Ocean State Donuts, LLC	No Previous Permit	P8500-465-0922	01/12/2018	01/12/2018	08/27/2018
Coca-Cola Bottling Company of Northern N.E.	01/26/2018	P3702-060-0922	01/26/2018	01/26/2018	09/30/2022
Factotum Inc.	No Previous Permit	P8500-467-1022	01/26/2018	01/26/2018	01/09/2019
Laundromax - 395 Admiral Street LLC	No Previous Permit	P9200-338-1122	01/26/2018	01/26/2018	11/30/2022
Nickel, Brass and Copper Wire, LLC	No Previous Permit	P4100-103-1022	01/30/2018	01/30/2018	10/31/2022
Armstrong/Gladding. American Post. #69	01/31/2018	P8500-480-0123	01/16/2018	02/01/2018	01/31/2023
Barbara's Catering	01/31/2018	P8500-458-0123	01/26/2018	02/01/2018	01/31/2023
Broadway Bistro	01/31/2018	P8501-423-0123	01/19/2018	02/01/2018	01/31/2023
Butler Hospital	01/31/2018	P9002-101-0123	01/16/2018	02/01/2018	01/31/2023
Ellie's Bakery	01/31/2018	P8500-712-0123	01/26/2018	02/01/2018	01/31/2023
Ethan Zamp & Co. Ltd.	01/31/2018	P8501-421-0123	01/26/2018	02/01/2018	01/31/2023
Ideal Plating & Polishing Co., Inc.	01/31/2018	P1106-368-0123	01/26/2018	02/01/2018	01/31/2023
MCM Technologies	01/31/2018	P2402-076-0123	01/16/2018	02/01/2018	01/31/2023
Prov. College-Peterson Recreation Center	01/31/2018	P8900-068-0123	01/16/2018	02/01/2018	01/31/2023
Providence College-St. Aquinas Priory	01/31/2018	P8600-566-0123	01/16/2018	02/01/2018	01/31/2023
Putnam Street Laundromat Inc.	01/31/2018	P9200-333-0123	01/26/2018	02/01/2018	01/31/2023
R.I. Hospital - Coro Building	01/31/2018	P9500-123-0123	01/26/2018	02/01/2018	01/31/2023
RISD - 15 Westminster Street	01/31/2018	P8600-564-0123	01/26/2018	02/01/2018	04/16/2018
RISD - Mason (CIT) Building	01/31/2018	P9902-101-0123	01/30/2018	02/01/2018	01/31/2023
Renaissance Providence	01/31/2018	P8600-560-0123	01/16/2018	02/01/2018	01/31/2023
Rhode Island Hospital	01/31/2018	P9002-100-0123	01/26/2018	02/01/2018	01/31/2023
Shell Oil Products Company	01/31/2018	P9702-206-0123	01/30/2018	02/01/2018	01/31/2023
J & W - 91 Friendship	No Previous Permit	P5300-031-1022	02/02/2018	02/02/2018	10/31/2022
On the Go Laundromat	No Previous Permit	P9200-341-1122	02/02/2018	02/02/2018	11/30/2022
CIB Enterprises	No Previous Permit	P8500-431-0123	02/06/2018	02/06/2018	01/31/2023
Scarlet Restaurant	No Previous Permit	P8500-714-0123	02/06/2018	02/06/2018	01/31/2023
BC Providence LLC	No Previous Permit	P8501-416-0123	02/09/2018	02/09/2018	01/31/2023
Camp Nowhere	No Previous Permit	P8500-430-0123	02/09/2018	02/09/2018	01/31/2023
Carito's	No Previous Permit	P8500-424-0123	02/09/2018	02/09/2018	01/31/2023
Knead Doughnuts	No Previous Permit	P8500-485-1222	02/09/2018	02/09/2018	12/31/2022
Mi Hacienda Restaurant	No Previous Permit	P8500-711-0123	02/09/2018	02/09/2018	01/31/2023
New Sky Market Inc.	No Previous Permit	P8202-114-1222	02/09/2018	02/09/2018	12/31/2022
Rebelle Artisan Bagels	No Previous Permit	P8500-442-0123	02/09/2018	02/09/2018	01/31/2023
Zayas Solutions, LLC	No Previous Permit	P8501-424-1122	02/09/2018	02/09/2018	11/30/2022
Bold1 Beverages, LLC	No Previous Permit	P8500-482-1222	02/13/2018	02/13/2018	12/31/2017
Ho Toy	No Previous Permit	P8500-486-0123	02/16/2018	02/16/2018	01/31/2023
El Vecinos Supermarket	No Previous Permit	P8102-211-0123	02/20/2018	02/20/2018	01/31/2023

**Field's Point
Permit Issuance / Reissuance Activities - 2018**

Company Name	Prior Permit	Permit	Issue Date	Effective Date	Expire Date
Johnston Dental Group, LLC	No Previous Permit	P9400-386-0123	02/20/2018	02/20/2018	01/31/2023
Xeros Inc.	No Previous Permit	P3502-010-0123	02/23/2018	02/23/2018	01/31/2023
144 Benefit Street Associates	02/28/2018	P8600-567-0223	02/27/2018	03/01/2018	02/28/2023
AAMCO Transmission	02/28/2018	P4200-173-0223	02/16/2018	03/01/2018	02/28/2023
Antojitos Quetzal, Inc.	02/28/2018	P8500-481-0223	02/27/2018	03/01/2018	02/28/2023
Atamian Manufacturing Corp.	02/28/2018	P2102-144-0223	02/27/2018	03/01/2018	02/28/2023
Berkshire Place Ltd.	02/28/2018	P8600-570-0223	02/16/2018	03/01/2018	02/28/2023
Bob's Riccotti's Sandwich Shop	02/28/2018	P8500-453-0223	02/27/2018	03/01/2018	02/28/2023
Guido Murphy, Inc.	02/28/2018	P8502-625-0223	02/20/2018	03/01/2018	02/28/2023
HNR, LLC	02/28/2018	P8501-420-0223	02/27/2018	03/01/2018	02/28/2023
Lanni Restaurant Group, LLC	02/28/2018	P8501-417-0223	02/27/2018	03/01/2018	02/28/2023
Markos Automotive	02/28/2018	P9702-208-0223	02/23/2018	03/01/2018	02/28/2023
Mi Guatemala Restaurant	02/28/2018	P8502-616-0223	02/20/2018	03/01/2018	02/28/2023
Moody Machine Products, Inc.	02/28/2018	P2102-145-0223	02/16/2018	03/01/2018	02/28/2023
Narr. Electric (Allens Ave.)	02/28/2018	P5200-080-0223	02/16/2018	03/01/2018	02/28/2023
Paul's Dry Cleaning Services, Inc.	02/28/2018	P9200-336-0223	02/20/2018	03/01/2018	02/28/2023
Pollo Campero	02/28/2018	P8502-613-0223	02/27/2018	03/01/2018	02/28/2023
Sophia Laundromat Inc.	02/28/2018	P9200-335-0223	02/23/2018	03/01/2018	02/28/2023
Tool Craft Inc. / Ru-Mart Inc.	02/28/2018	P4100-102-0223	02/27/2018	03/01/2018	02/28/2023
Volpe Tailoring & Cleaning	02/28/2018	P9200-337-0223	02/16/2018	03/01/2018	10/10/2018
401 Pizza, Inc.	No Previous Permit	P8500-413-0123	03/02/2018	03/02/2018	01/31/2023
El Caribeno Restaurant	No Previous Permit	P8500-495-0123	03/02/2018	03/02/2018	01/31/2023
Geoff's South Main St.	No Previous Permit	P8500-433-0123	03/02/2018	03/02/2018	01/31/2023
Mare Restaurant, LLC	No Previous Permit	P8502-630-0123	03/02/2018	03/02/2018	01/31/2023
PVD Bread LLC	No Previous Permit	P8500-713-0123	03/02/2018	03/02/2018	01/31/2023
SRC East Side LLC	No Previous Permit	P8600-546-0123	03/02/2018	03/02/2018	01/31/2023
Chacho, LLC	No Previous Permit	P8500-441-0123	03/06/2018	03/06/2018	01/31/2023
El Eden Express	No Previous Permit	P8500-497-0123	03/06/2018	03/06/2018	01/31/2023
Pablo and Juan Jimenez	No Previous Permit	P8202-116-0123	03/06/2018	03/06/2018	01/31/2023
Vaseleo's	No Previous Permit	P8500-428-0223	03/06/2018	03/06/2018	02/28/2023
Zorba's Pizza and Pub	No Previous Permit	P8500-493-0123	03/06/2018	03/06/2018	01/31/2023
Haruki East Ltd.	03/31/2018	P8502-621-0323	03/20/2018	03/20/2018	03/31/2023
Burger King - # 1989	03/31/2018	P8502-619-0323	03/23/2018	03/23/2018	03/31/2023
Crespo Market LLC	No Previous Permit	P8102-210-0123	03/23/2018	03/23/2018	01/31/2023
Silvershell Hospitality Services, LLC	No Previous Permit	P8500-496-0123	03/27/2018	03/27/2018	01/31/2023
Dolce E Pane	No Previous Permit	P8102-212-0123	03/30/2018	03/30/2018	01/31/2023
7-Eleven Inc. (Atwells)	03/31/2018	P8500-476-0323	03/16/2018	04/01/2018	03/31/2023
ACM Restaurant Inc.	03/31/2018	P8500-479-0323	03/23/2018	04/01/2018	03/31/2023
Armando and Sons # 2 Inc.	03/31/2018	P8202-117-0323	03/20/2018	04/01/2018	03/31/2023
Athena Healthcare	03/31/2018	P8600-582-0323	03/30/2018	04/01/2018	03/31/2023
Burger King - # 2421	03/31/2018	P8502-617-0323	03/30/2018	04/01/2018	03/31/2023
Burger King - #3406	03/31/2018	P8502-618-0323	03/16/2018	04/01/2018	03/31/2023
Capriccio's Restaurant	03/31/2018	P8502-623-0323	03/16/2018	04/01/2018	03/31/2023
Charlesgate Nursing Center	03/31/2018	P8600-573-0323	03/27/2018	04/01/2018	03/31/2023
Cherry Hill Manor	03/31/2018	P8600-572-0323	03/27/2018	04/01/2018	03/31/2023
Eastern Screw Company	03/31/2018	P2604-031-0323	03/27/2018	04/01/2018	03/31/2023
Federal Taphouse & Kitchen	03/31/2018	P8501-425-0323	03/30/2018	04/01/2018	03/31/2023
Lima Elementary School	03/31/2018	P8600-574-0323	03/27/2018	04/01/2018	03/31/2023
Lucky Kitchen	03/31/2018	P8500-464-0323	03/30/2018	04/01/2018	03/31/2023
Omni Providence Hotel	03/31/2018	P8600-569-0323	03/20/2018	04/01/2018	03/31/2023
Providence College-Service Building	03/31/2018	P9900-102-0323	03/30/2018	04/01/2018	03/31/2023
Providence Parks Department	03/31/2018	P8500-468-0323	03/27/2018	04/01/2018	03/31/2023
RI Dept Health, Div. of Labs & Med. Exam	03/31/2018	P9500-124-0323	03/27/2018	04/01/2018	03/31/2023

**Field's Point
Permit Issuance / Reissuance Activities - 2018**

Company Name	Prior Permit	Permit	Issue Date	Effective Date	Expire Date
Rainbow Cleaners, Inc.	03/31/2018	P9200-339-0323	03/23/2018	04/01/2018	03/31/2023
Sangtong, LLC	03/31/2018	P8500-484-0323	03/30/2018	04/01/2018	03/31/2023
B.Good	No Previous Permit	P8500-499-0223	04/10/2018	04/10/2018	02/28/2023
Heng Heng Restaurant	No Previous Permit	P8500-462-0223	04/10/2018	04/10/2018	02/28/2023
Nunez Fruits Market	No Previous Permit	P8102-213-0123	04/10/2018	04/10/2018	01/31/2023
Two 88	No Previous Permit	P8500-504-0223	04/10/2018	04/10/2018	02/28/2023
Fresh Pita	No Previous Permit	P8500-500-0223	04/13/2018	04/13/2018	02/28/2023
Montecristo Restaurant LLC	No Previous Permit	P8500-501-0223	04/13/2018	04/13/2018	02/28/2023
Salted Slate, Inc.	No Previous Permit	P8500-498-0223	04/13/2018	04/13/2018	02/28/2023
Pinelli's Restaurant & Bar	No Previous Permit	P8501-428-0323	04/17/2018	04/17/2018	03/31/2023
Bolt Coffee Co.	No Previous Permit	P8900-069-0123	04/20/2018	04/20/2018	01/31/2023
Providence Brewing Company LLC	No Previous Permit	P8902-070-0223	04/20/2018	04/20/2018	02/28/2023
383 Corp.	04/30/2018	P8500-472-0423	04/27/2018	05/01/2018	06/25/2018
Aro-Sac, Inc.	04/30/2018	P4200-172-0423	04/17/2018	05/01/2018	04/30/2023
Aznet, LLC	04/30/2018	P9200-342-0423	04/17/2018	05/01/2018	04/30/2023
Brown University-Andrews Hall	04/30/2018	P8600-575-0423	04/24/2018	05/01/2018	04/30/2023
Ciara Restaurant and Lounge, Inc.	04/30/2018	P8501-426-0423	04/27/2018	05/01/2018	04/30/2023
Easy Entertaining, Inc.	04/30/2018	P8500-477-0423	04/17/2018	05/01/2018	04/30/2023
Jains's Laundry, Inc.	04/30/2018	P9200-340-0423	04/17/2018	05/01/2018	04/30/2023
Khoo Kitchen	04/30/2018	P8500-483-0423	04/27/2018	05/01/2018	04/30/2023
Maya Bakery	04/30/2018	P8102-217-0423	04/27/2018	05/01/2018	04/30/2023
North Providence High School	04/30/2018	P8600-595-0423	04/17/2018	05/01/2018	04/30/2023
Panaderia El Quetzal, Inc.	04/30/2018	P8102-215-0423	04/27/2018	05/01/2018	04/30/2023
Prov. Journal Co. - Production Facility	04/30/2018	P2406-077-0423	04/27/2018	05/01/2018	04/30/2023
RAA, Inc.	04/30/2018	P8502-628-0423	04/27/2018	05/01/2018	04/30/2023
RISD - Central Power Plant	04/30/2018	P5200-081-0423	04/24/2018	05/01/2018	04/30/2023
Shaw's Supermarket Store #7443	04/30/2018	P8204-115-0423	04/27/2018	05/01/2018	04/30/2023
Steere House Nursing Center	04/30/2018	P8600-571-0423	04/17/2018	05/01/2018	04/30/2023
The Original Italian Bakery, Inc.	04/30/2018	P8102-216-0423	04/27/2018	05/01/2018	04/30/2023
UCAP	04/30/2018	P8600-581-0423	04/27/2018	05/01/2018	04/30/2023
Venda Ravioli - Royal Little Drive	04/30/2018	P8102-209-0423	04/27/2018	05/01/2018	04/30/2023
Virginia & Spanish Peanut Co.	04/30/2018	P8102-208-0423	04/17/2018	05/01/2018	04/30/2023
Chilangos LLC	No Previous Permit	P8500-509-0323	05/04/2018	05/04/2018	03/31/2023
Epivax, Inc.	No Previous Permit	P9500-131-0323	05/04/2018	05/04/2018	03/31/2023
Mutual Cornell	05/04/2018	P9500-130-0323	05/04/2018	05/04/2018	03/31/2023
White Niagara LLC	No Previous Permit	P8500-512-0423	05/25/2018	05/25/2018	04/30/2023
A. Harrison & Company, Inc.	05/31/2018	P2202-045-0523	05/22/2018	06/01/2018	05/31/2023
AS220	05/31/2018	P9902-103-0523	05/22/2018	06/01/2018	05/31/2023
Andrade Cranston Donuts	05/31/2018	P8500-710-0523	05/16/2018	06/01/2018	05/31/2023
Brown University - Faculty Club	05/31/2018	P8502-627-0523	05/25/2018	06/01/2018	05/31/2023
Certified Disaster Restoration	05/31/2018	P9900-095-0523	05/25/2018	06/01/2018	05/31/2023
Coletta's Collision Center	05/31/2018	P9702-210-0523	05/25/2018	06/01/2018	09/21/2018
Famiglia e Amici Inc.	05/31/2018	P8502-629-0523	05/15/2018	06/01/2018	05/31/2023
Fellini Pizzeria	05/31/2018	P8500-521-0523	05/31/2018	06/01/2018	05/31/2023
Ira Green, Inc.	05/31/2018	P1112-241-0523	05/22/2018	06/01/2018	05/31/2023
J & W-Chestnuts	05/31/2018	P8502-626-0523	05/22/2018	06/01/2018	05/31/2023
La Lin Enterprises, Inc.	05/31/2018	P9200-344-0523	05/22/2018	06/01/2018	05/31/2023
Miriam Hospital	05/31/2018	P9002-103-0523	05/15/2018	06/01/2018	05/31/2023
Nick's Auto Body, Inc.	05/31/2018	P9702-209-0523	05/15/2018	06/01/2018	05/31/2023
PJ's Pub of Johnston LLC	05/31/2018	P8502-632-0523	05/22/2018	06/01/2018	05/31/2023
Peter Pan Bus Lines	05/31/2018	P3704-061-0523	05/25/2018	06/01/2018	05/31/2023
Pinkberry	05/31/2018	P8500-518-0523	05/31/2018	06/01/2018	05/31/2023
RCJ Inc.	05/31/2018	P8502-631-0523	05/22/2018	06/01/2018	05/31/2023

**Field's Point
Permit Issuance / Reissuance Activities - 2018**

Company Name	Prior Permit	Permit	Issue Date	Effective Date	Expire Date
RISD - Design Center	05/31/2018	P9302-122-0523	05/15/2018	06/01/2018	05/31/2023
RISD - East Hall	05/31/2018	P8600-578-0523	05/15/2018	06/01/2018	05/31/2023
RISD - Homer Hall	05/31/2018	P8600-579-0523	05/15/2018	06/01/2018	05/31/2023
RISD - Nickerson Hall	05/31/2018	P8600-580-0523	05/15/2018	06/01/2018	05/31/2023
RISD - South Hall	05/31/2018	P8600-577-0523	05/15/2018	06/01/2018	05/31/2023
RISD-What Cheer Garage	05/31/2018	P8400-041-0523	05/29/2018	06/01/2018	05/31/2023
Schroder's Deli & Catering	No Previous Permit	P8500-517-0423	06/01/2018	06/01/2018	04/30/2023
The Genesis Center	05/31/2018	P8600-576-0523	05/22/2018	06/01/2018	05/31/2023
Pizza Roma	No Previous Permit	P8500-520-0423	06/06/2018	06/06/2018	04/30/2023
Boston Bioskills Lab LLC	No Previous Permit	P9500-132-0523	06/11/2018	06/11/2018	05/31/2023
CAAL Corporation	No Previous Permit	P9900-104-0423	06/12/2018	06/12/2018	04/30/2023
Annex Plating	No Previous Permit	P4100-106-0523	06/19/2018	06/19/2018	05/31/2023
Detroit Collision Center	06/20/2018	P9702-212-0222	06/20/2018	06/20/2018	02/28/2022
Pristine Auto Salon	No Previous Permit	P9702-215-0523	06/29/2018	06/29/2018	05/31/2023
Providence Capital III, LLC	No Previous Permit	P8600-608-0523	06/29/2018	06/29/2018	05/31/2023
Achievement First	06/30/2018	P8600-607-0623	06/28/2018	07/01/2018	06/30/2023
Blue Cross Blue Shield of Rhode Island	06/30/2018	P8600-587-0623	06/27/2018	07/01/2018	06/30/2023
Brown University - 70 Brown Street	06/30/2018	P8600-589-0623	06/26/2018	07/01/2018	06/30/2023
Brown University - 85 Waterman Street	06/30/2018	P9500-129-0623	06/15/2018	07/01/2018	06/30/2023
Brown University - Macmillan Hall	06/30/2018	P9500-128-0623	06/26/2018	07/01/2018	06/30/2023
Brown University - Rhode Island Hall	06/30/2018	P8600-590-0623	06/26/2018	07/01/2018	06/30/2023
Brown University-Hope College	06/30/2018	P8600-598-0623	06/26/2018	07/01/2018	06/30/2023
Brown University-Horace Mann	06/30/2018	P8600-599-0623	06/26/2018	07/01/2018	06/30/2023
Brown University-Lyman Hall	06/30/2018	P8600-597-0623	06/27/2018	07/01/2018	06/30/2023
Brown University-Manning Hall	06/30/2018	P8600-596-0623	06/26/2018	07/01/2018	06/30/2023
FI Management, LLC	06/30/2018	P9200-343-0623	06/18/2018	07/01/2018	06/20/2023
Ferguson Perforating Company	06/30/2018	P4200-175-0623	06/15/2018	07/01/2018	06/30/2023
I. Broomfield & Son, Inc.	06/30/2018	P4100-104-0623	06/28/2018	07/01/2018	06/30/2023
J & W - Xavier Mercy Hall	06/30/2018	P8600-594-0623	06/27/2018	07/01/2018	06/30/2023
J & W-Snowden Hall	06/30/2018	P8600-593-0623	06/18/2018	07/01/2018	06/30/2023
Laundry World	06/30/2018	P9200-345-0623	06/18/2018	07/01/2018	06/30/2023
Manton Donuts, Inc.	06/30/2018	P8500-503-0623	06/15/2018	07/01/2018	06/30/2023
NGC INC.	06/30/2018	P8104-214-0623	06/25/2018	07/01/2018	06/30/2023
Providence Career & Technical Academy	06/30/2018	P8602-585-0623	06/28/2018	07/01/2018	06/30/2023
RIBC Properties, LLC	06/30/2018	P9500-125-0623	06/18/2018	07/01/2018	06/30/2023
Reservoir Avenue School	06/30/2018	P8600-583-0623	06/15/2018	07/01/2018	06/30/2023
Simplex Engine & Machine, Inc.	06/30/2018	P4200-174-0623	06/27/2018	07/01/2018	06/30/2023
Tercat Tool & Die Company, Inc.	06/30/2018	P4600-054-0623	06/15/2018	07/01/2018	06/30/2023
John Rocchio Corp.	No Previous Permit	P4012-075-0523	07/02/2018	07/02/2018	05/31/2023
Prov. College- Albertus Magnus	07/10/2018	P9500-126-0623	07/10/2018	07/10/2018	06/30/2023
Providence College - Hickey/Sowa Hall	07/10/2018	P9500-127-0623	07/10/2018	07/10/2018	06/30/2023
The Family Cake, LLC	No Previous Permit	P8102-218-0623	07/10/2018	07/10/2018	06/30/2023
Baba's First Daughter, LLC	No Previous Permit	P8500-528-0623	07/13/2018	07/13/2018	06/30/2023
The Billy Taylor House	No Previous Permit	P8500-507-0623	07/13/2018	07/13/2018	06/30/2023
Lang's Bowllarama, Inc.	No Previous Permit	P8502-640-0623	07/25/2018	07/25/2018	06/30/2023
Providence Dental Group	No Previous Permit	P9400-392-0623	07/25/2018	07/25/2018	06/30/2023
Town Hall Laundromat	No Previous Permit	P9200-347-0623	07/25/2018	07/25/2018	06/30/2023
Waffle	No Previous Permit	P8500-529-0523	07/25/2018	07/25/2018	05/31/2023
B.J. Clanton Complex	07/31/2018	P8600-591-0723	07/16/2018	08/01/2018	07/31/2023
Branch Donuts, Inc. dba Dunkin Donuts	07/31/2018	P8500-505-0723	07/30/2018	08/01/2018	07/31/2023
Dental Associates of RI	07/31/2018	P9400-390-0723	07/18/2018	08/01/2018	07/31/2023
J & W - Athletics Practice Facility	07/31/2018	P8500-502-0723	07/18/2018	08/01/2018	07/31/2023
LaSalle Academy	07/31/2018	P8600-584-0723	07/30/2018	08/01/2018	07/31/2023

**Field's Point
Permit Issuance / Reissuance Activities - 2018**

Company Name	Prior Permit	Permit	Issue Date	Effective Date	Expire Date
McDonalds - Branch Avenue	07/31/2018	P8502-633-0723	07/16/2018	08/01/2018	07/31/2023
Nickel Corporation	07/31/2018	P8500-492-0723	07/16/2018	08/01/2018	07/31/2023
Samuel Sinclair Dental Center	07/31/2018	P9400-391-0723	07/18/2018	08/01/2018	07/31/2023
The Providence Center	07/31/2018	P8600-604-0723	07/18/2018	08/01/2018	07/31/2023
Tommy's Pizza, Inc.	07/31/2018	P8500-494-0723	07/27/2018	08/01/2018	07/31/2023
WVCB	07/31/2018	P4100-105-0723	07/16/2018	08/01/2018	07/31/2023
Yacht Club Beverages	07/31/2018	P8900-071-0723	07/27/2018	08/01/2018	07/31/2023
Casino Bound Donuts, LLC	No Previous Permit	P8500-537-0723	08/16/2018	08/16/2018	07/31/2023
Smithfield Ave Donuts, LLC	No Previous Permit	P8500-536-0723	08/16/2018	08/16/2018	07/31/2023
Atwood Donuts, LLC	No Previous Permit	P8500-539-0723	08/23/2018	08/23/2018	07/31/2023
Claudia's Creations LLC	No Previous Permit	P8500-542-0723	08/23/2018	08/23/2018	07/31/2023
Lifespan Physician Group/Womens Medicine	No Previous Permit	P9500-134-0623	08/23/2018	08/23/2018	06/30/2023
Atwells Ave Donuts, LLC	No Previous Permit	P8500-540-0723	08/28/2018	08/28/2018	07/31/2023
Allens Ave Donuts, LLC	No Previous Permit	P8500-541-0723	08/30/2018	08/30/2018	07/31/2023
Bread Box	No Previous Permit	P8102-220-0723	08/30/2018	08/30/2018	07/31/2023
Contracting Specialists Inc.	No Previous Permit	P3412-007-0723	08/30/2018	08/30/2018	09/21/2018
Rainbow Water	No Previous Permit	P8500-538-0723	08/30/2018	08/30/2018	07/31/2023
Andrea's Restaurant	08/31/2018	P8501-430-0823	08/22/2018	09/01/2018	08/31/2023
Bethany Home of Rhode Island	08/31/2018	P8600-586-0823	08/22/2018	09/01/2018	08/31/2023
Blue Elephant Restaurant, Inc.	08/31/2018	P8501-427-0823	08/15/2018	09/01/2018	08/31/2023
Hope Street KFC Inc.	08/31/2018	P8502-635-0823	08/16/2018	09/01/2018	08/31/2023
Monarch Metal Finishing Co. - Aurora St.	08/31/2018	P1106-370-0823	08/28/2018	09/01/2018	08/31/2023
Nathan Bishop Middle School	08/31/2018	P8600-612-0823	08/27/2018	09/01/2018	08/31/2023
Pepper Dining, Inc.	08/31/2018	P8502-634-0823	08/17/2018	09/01/2018	08/31/2023
Plainfield Donuts, Inc.	08/31/2018	P8500-506-0823	08/15/2018	09/01/2018	08/31/2023
Princess Enterprises II, Inc.	08/31/2018	P8500-514-0823	08/17/2018	09/01/2018	08/31/2023
Rhode Island Convention Center	08/31/2018	P8602-614-0823	08/28/2018	09/01/2018	08/31/2023
Rogue Island Group LLC	08/31/2018	P8501-429-0823	08/22/2018	09/01/2018	08/31/2023
Spirito's Restaurant	08/31/2018	P8502-638-0823	08/27/2018	09/01/2018	08/31/2023
Sun-Brite Laundromat	08/31/2018	P9200-346-0823	08/15/2018	09/01/2018	08/31/2023
Veggie Fun	08/31/2018	P8502-637-0823	08/27/2018	09/01/2018	08/31/2023
1871 MSA Donuts, LLC	No Previous Permit	P8500-544-0723	09/12/2018	09/12/2018	07/31/2023
1592 MSA Donuts, LLC	No Previous Permit	P8500-546-0723	09/13/2018	09/13/2018	07/31/2023
Iced Coffee, LLC	No Previous Permit	P8500-543-0723	09/18/2018	09/18/2018	07/31/2023
Jelly Donuts LLC	No Previous Permit	P8500-549-0723	09/18/2018	09/18/2018	07/31/2023
Pearl Gray LLC	No Previous Permit	P8501-434-0723	09/18/2018	09/18/2018	07/31/2023
RI Yummy	No Previous Permit	P8500-547-0723	09/18/2018	09/18/2018	07/31/2023
Soban Korean Eatery	No Previous Permit	P8500-548-0723	09/18/2018	09/18/2018	07/31/2023
Thomas C. Slater Compassion Center	No Previous Permit	P3500-011-0723	09/18/2018	09/18/2018	07/31/2023
1484 MSA Donuts, LLC	No Previous Permit	P8500-545-0723	09/20/2018	09/20/2018	07/31/2023
Citizens Bank	No Previous Permit	P8600-544-0823	09/20/2018	09/20/2018	08/31/2023
BAP Enterprises LLC	No Previous Permit	P8500-523-0723	09/27/2018	09/27/2018	07/31/2023
A Duie Pyle, Inc.	09/30/2018	P3702-063-0923	09/20/2018	10/01/2018	09/30/2023
AREE, LLC	09/30/2018	P8501-432-0923	09/25/2018	10/01/2018	09/30/2023
Baffoni's Poultry Farm	09/30/2018	P8102-221-0923	09/26/2018	10/01/2018	09/30/2023
Ballard Mack Sales and Service of RI	09/30/2018	P3702-062-0923	09/20/2018	10/01/2018	09/30/2023
CAMRAC, LLC	09/30/2018	P3702-064-0923	09/24/2018	10/01/2018	09/30/2023
Christian Brothers LLC	09/30/2018	P8600-600-0923	09/20/2018	10/01/2018	09/30/2023
Courtesy Cleaners, Inc.	09/30/2018	P9200-349-0923	09/25/2018	10/01/2018	09/30/2023
Freeway Car Wash	09/30/2018	P9702-211-0923	09/20/2018	10/01/2018	09/30/2023
Geneva Diner	09/30/2018	P8500-508-0923	09/24/2018	10/01/2018	09/30/2023
International Education Partners, LLC.	09/30/2018	P8600-606-0923	09/25/2018	10/01/2018	09/30/2023
J.F. Skeffington Funeral Home	09/30/2018	P9600-112-0923	09/19/2018	10/01/2018	09/30/2023

**Field's Point
Permit Issuance / Reissuance Activities - 2018**

Company Name	Prior Permit	Permit	Issue Date	Effective Date	Expire Date
Laundromax - Mineral Spring Avenue	No Previous Permit	P9200-350-0723	10/01/2018	10/01/2018	07/31/2023
Minetin Frozen Yogurt	09/30/2018	P8500-531-0923	09/26/2018	10/01/2018	09/30/2023
Moses Brown School	09/30/2018	P8602-603-0923	09/25/2018	10/01/2018	09/30/2023
New Harvest Coffee	09/30/2018	P8500-516-0923	09/19/2018	10/01/2018	09/30/2023
PRI I	09/30/2018	P8500-510-0923	09/24/2018	10/01/2018	09/30/2023
PRI I, LP	09/30/2018	P8600-601-0923	09/20/2018	10/01/2018	09/30/2023
Providence Public Safety Complex	09/30/2018	P8602-613-0923	09/19/2018	10/01/2018	09/30/2023
Regency Plaza - East Building #3	09/30/2018	P8600-609-0923	09/21/2018	10/01/2018	09/30/2023
Regency Plaza - West Building #2	09/30/2018	P8600-610-0923	09/21/2018	10/01/2018	09/30/2023
Something Different	09/30/2018	P8102-219-0923	09/26/2018	10/01/2018	09/30/2023
The Pizza Gourmet	09/30/2018	P8500-513-0923	09/19/2018	10/01/2018	09/30/2023
Underground Billiards, LLC	09/30/2018	P8500-556-0923	09/28/2018	10/01/2018	09/30/2023
West Side Diner	09/30/2018	P8501-433-0923	09/26/2018	10/01/2018	09/30/2023
Bisanatolia, LLC	No Previous Permit	P8500-559-0923	10/11/2018	10/11/2018	09/30/2023
Bites by Bre	No Previous Permit	P8500-564-0923	10/19/2018	10/19/2018	09/30/2023
Wise Guys Deli	No Previous Permit	P8500-561-0923	10/19/2018	10/19/2018	09/30/2023
BTP LLC (Broadway)	No Previous Permit	P8500-562-0923	10/31/2018	10/31/2018	09/30/2023
A & F Foods, LLC	10/31/2018	P8500-525-1023	10/15/2018	11/01/2018	10/31/2023
Atwood Car Wash	10/31/2018	P9702-214-1023	10/16/2018	11/01/2018	10/31/2023
BTP LLC (Hope Street)	No Previous Permit	P8500-563-0923	11/01/2018	11/01/2018	09/30/2023
East Side Cottage, LLC	10/31/2018	P8500-532-1023	10/15/2018	11/01/2018	10/31/2023
Edgewood Restaurant Holdings, LLC.	10/31/2018	P8502-641-1023	10/18/2018	11/01/2018	10/31/2023
FedEx Ground Package System, Inc.	10/31/2018	P3702-065-1023	10/18/2018	11/01/2018	10/31/2023
Finest Car Wash	10/31/2018	P9702-213-1023	10/16/2018	11/01/2018	10/31/2023
Hometown Pizza and Subs	10/31/2018	P8500-566-1023	10/30/2018	11/01/2018	10/31/2023
J & W - Renaissance Hall	10/31/2018	P8600-605-1023	10/18/2018	11/01/2018	10/31/2023
Providence College - Hunt-Cavanagh	10/31/2018	P9302-123-1023	10/19/2018	11/01/2018	10/31/2023
Providence Specialty Products	10/31/2018	P3404-006-1023	10/16/2018	11/01/2018	10/31/2023
R.I. Hospital - Hasbro Childrens	10/31/2018	P9001-104-1023	10/16/2018	11/01/2018	10/31/2023
Spectrum Coatings Lab. Inc.	10/31/2018	P4600-055-1023	10/15/2018	11/01/2018	10/31/2023
Stop & Shop Supermarket #703	10/31/2018	P8204-118-1023	10/18/2018	11/01/2018	10/31/2023
The Birch Group, LLC	10/31/2018	P8500-511-1023	10/15/2018	11/01/2018	10/31/2023
Tri-Jay Company	10/31/2018	P1112-242-1023	10/30/2018	11/01/2018	10/31/2023
Capitol Hill Dental	No Previous Permit	P9400-394-0923	11/02/2018	11/02/2018	09/30/2023
KG Kitchenbar	No Previous Permit	P8501-436-0923	11/16/2018	11/16/2018	09/30/2023
True Blue Car Wash	No Previous Permit	P9702-218-1023	11/20/2018	11/20/2018	10/31/2023
True Blue Carwash	No Previous Permit	P9702-219-1023	11/28/2018	11/28/2018	10/31/2023
Urban Greens	No Previous Permit	P8202-119-1023	11/28/2018	11/28/2018	10/31/2023
Pio Pio Restaurant	No Previous Permit	P8500-567-0923	11/29/2018	11/29/2018	09/30/2023
Pranzi Catering	11/30/2018	P8500-522-1123	11/16/2018	12/01/2018	11/30/2023
Alloy Holdings, LLC	11/30/2018	P4302-071-1123	11/16/2018	12/01/2018	11/30/2023
Bayside Endoscopy Center, LLC.	11/30/2018	P9500-133-1123	11/20/2018	12/01/2018	11/30/2023
Calf Donuts Inc.	11/30/2018	P8500-526-1123	11/15/2018	12/01/2018	11/30/2023
Den Den Cafe Asiana	11/30/2018	P8500-519-1123	11/16/2018	12/01/2018	11/30/2023
Four Season's Restaurant	11/30/2018	P8502-639-1123	11/15/2018	12/01/2018	11/30/2023
J & W - Wildcat Center	11/30/2018	P8600-611-1123	11/19/2018	12/01/2018	11/30/2023
Jozon Enterprises, Inc.	11/30/2018	P8500-515-1123	11/20/2018	12/01/2018	11/30/2023
Oak 'N' Willow LLC	11/30/2018	P8500-573-1123	11/29/2018	12/01/2018	11/30/2023
Old Canteen Restaurant	11/30/2018	P8501-431-1123	11/16/2018	12/01/2018	11/30/2023
Providence College - Schneider Arena	11/30/2018	P8902-072-1123	11/15/2018	12/01/2018	11/30/2023
RISD - Winston Clock Tower	11/30/2018	P5300-032-1123	11/16/2018	12/01/2018	11/30/2023
SAC Inc.	11/30/2018	P8502-645-1123	11/27/2018	12/01/2018	11/30/2023
The Corporate Cafe'	11/30/2018	P8500-530-1123	11/15/2018	12/01/2018	11/30/2023

**Field's Point
Permit Issuance / Reissuance Activities - 2018**

Company Name	Prior Permit	Permit	Issue Date	Effective Date	Expire Date
Town Laundry	11/30/2018	P9200-348-1123	11/15/2018	12/01/2018	11/30/2023
Trinity Management Co., LLC	11/30/2018	P8502-636-1123	11/19/2018	12/01/2018	11/30/2023
Clerici Osteria, Inc.	No Previous Permit	P8500-571-1023	12/06/2018	12/06/2018	10/31/2023
New Volpe Tailoring and Cleaning	No Previous Permit	P9200-352-1123	12/06/2018	12/06/2018	11/30/2023
Providence Schools	No Previous Permit	P8600-592-0923	12/06/2018	12/06/2018	09/30/2023
RB Donuts Inc.	No Previous Permit	P8500-568-1023	12/06/2018	12/06/2018	10/31/2023
Sengduang, LLC	No Previous Permit	P8501-438-1023	12/06/2018	12/06/2018	10/31/2023
Mi Quisqueya Meat Market	11/27/2013	P8201-222-1223	12/18/2018	12/18/2018	12/18/2018
A&M Fairway, Inc.	12/31/2018	P8500-524-1223	12/17/2018	01/01/2019	12/31/2023
Bang Bar Inc.	12/31/2018	P8502-533-1223	12/18/2018	01/01/2019	12/31/2023
Gothic Pewter LLC	12/31/2018	P4300-072-1223	12/17/2018	01/01/2019	12/31/2023
Izzi Orthodontics	12/31/2018	P9402-393-1223	12/18/2018	01/01/2019	12/31/2023
Karaoke Box	12/31/2018	P8500-557-1223	12/17/2018	01/01/2019	12/31/2023
Livi's Pocket LLC	12/31/2018	P8500-555-1223	12/18/2018	01/01/2019	12/31/2023
Mi Quisqueya Supermarket	12/31/2018	P8102-222-1223	12/18/2018	01/01/2019	12/31/2023
Quality Spraying Technologies	12/31/2018	P2702-100-1223	12/17/2018	01/01/2019	12/31/2023
R & J Manufacturing Company	12/31/2018	P2402-078-1223	12/18/2018	01/01/2019	12/31/2023
RJ Franco Inc.	12/31/2018	P8500-534-1223	12/18/2018	01/01/2019	12/31/2023
Real's Fine Italian Cuisine	12/31/2018	P8500-527-1223	12/17/2018	01/01/2019	12/31/2023

***PERMIT ISSUANCE/REISSUANCE
ACTIVITIES***

BUCKLIN POINT

Bucklin Point
Permit Issuance / Reissuance Activities - 2018

Company Name	Prior Permit	Permit	Issue Date	Effective Date	Expire Date
Amica Mutual Insurance Co.-100	12/31/2017	P8602-154-1222	12/22/2017	01/01/2018	12/31/2022
Blackstone Donuts	12/31/2017	B8500-733-1222	12/22/2017	01/01/2018	12/31/2022
Celtic Pub, Inc.	12/31/2017	B8501-162-1222	12/22/2017	01/01/2018	12/31/2022
Coin-OP	12/31/2017	B9200-152-1222	12/19/2017	01/01/2018	12/31/2022
Darlington Mortuary of L. Heroux & Son,	12/31/2017	B9600-057-1222	12/22/2017	01/01/2018	12/31/2022
Filibuster Club	12/31/2017	B8502-290-1222	12/19/2017	01/01/2018	12/31/2022
Frank Lizotte's Glass Co., Inc.	12/31/2017	B4200-127-1222	12/22/2017	01/01/2018	12/31/2022
Gripnail Corporation	12/31/2017	B4200-126-1222	12/26/2017	01/01/2018	12/31/2022
P & G Bowling, Inc.	12/31/2017	B8500-731-1222	12/22/2017	01/01/2018	12/31/2022
Antonio's Cafe	No Previous Permit	B8500-741-0922	01/09/2018	01/09/2018	09/30/2022
The Goat Hospitality Group, Inc.	No Previous Permit	B8500-749-1022	01/12/2018	01/12/2018	04/30/2018
El Sitio Bar & Lounge	No Previous Permit	B8500-745-1222	01/30/2018	01/30/2018	12/31/2022
La Palencianita Bakery-Food LLC	No Previous Permit	B8500-750-1222	01/30/2018	01/30/2018	12/31/2022
Fallon Memorial Elementary School	01/31/2018	P8600-161-0123	01/26/2018	02/01/2018	01/31/2023
Great Taste	01/31/2018	B8500-746-0123	01/16/2018	02/01/2018	01/31/2023
Parkway Apartments, L.P.	01/31/2018	B8600-157-0123	01/19/2018	02/01/2018	01/31/2023
Spin City Cumberland, LLC	01/31/2018	B9200-154-0123	01/16/2018	02/01/2018	01/31/2023
A & M Bakery	No Previous Permit	B8500-709-0123	02/06/2018	02/06/2018	01/31/2023
Blackstone Valley Preparatory High School	No Previous Permit	B8600-162-1122	02/06/2018	02/06/2018	11/30/2022
Finest Seafood Market & Grille	No Previous Permit	B8202-067-0922	02/09/2018	02/09/2018	09/05/2018
Shivu, LLC	No Previous Permit	B9200-155-0123	02/09/2018	02/09/2018	01/31/2023
7-Eleven Inc.	No Previous Permit	B8500-742-0123	02/16/2018	02/16/2018	01/31/2023
Buffalo Lincoln Associates, LLC	02/28/2018	B8600-159-0223	02/23/2018	03/01/2018	02/28/2023
Buford's Family Restaurant	02/28/2018	B8500-747-0223	02/27/2018	03/01/2018	02/28/2023
Care New England Health System	02/28/2018	B5202-026-0223	03/02/2018	03/01/2018	02/28/2023
City of Pawtucket - Public Works	02/28/2018	B3704-018-0223	02/16/2018	03/01/2018	02/28/2023
Dave's Marketplace	02/28/2018	B8202-069-0223	02/16/2018	03/01/2018	02/28/2023
Everybody's Favorite Family Restaurant	02/28/2018	B8500-743-0223	02/27/2018	03/01/2018	02/28/2023
Excellent Coffee Company	02/28/2018	B8900-017-0223	02/20/2018	03/01/2018	02/28/2023
Froyo World Lincoln	02/28/2018	B8500-748-0223	02/27/2018	03/01/2018	11/27/2018
Olly's Pizza	02/28/2018	B8500-744-0223	02/27/2018	03/01/2018	02/28/2023
Rhode Island Donuts LLC	02/28/2018	B8500-754-0223	02/20/2018	03/01/2018	02/28/2023
Serra Da Estrela Restaurant	02/28/2018	B8501-156-0223	02/20/2018	03/01/2018	02/28/2023
Tanury Industries	02/28/2018	B1112-091-0223	02/23/2018	03/01/2018	02/28/2023
Vibe Lounge	No Previous Permit	B8500-674-0123	03/02/2018	03/02/2018	01/31/2023
Diamond Hill Dental & Associates	No Previous Permit	B9400-162-0123	03/06/2018	03/06/2018	01/31/2023
Mineral Spring Laundromat	No Previous Permit	B9200-153-0223	03/06/2018	03/06/2018	02/28/2023
Whipped Ice Cream Parlor	No Previous Permit	B8500-723-0123	03/06/2018	03/06/2018	01/31/2023
Enrico Caruso Society	03/31/2018	B8500-751-0323	03/16/2018	04/01/2018	03/31/2023
House of Pizza	03/31/2018	B8500-753-0323	03/20/2018	04/01/2018	03/31/2023
Main Street Market, Inc.	03/31/2018	B8202-068-0323	03/16/2018	04/01/2018	03/31/2023
Providence Braid Co., Inc.	03/31/2018	B4400-024-0323	03/23/2018	04/01/2018	03/31/2023
Rumford Motor Inn	03/31/2018	B8600-160-0323	03/30/2018	04/01/2018	03/31/2023
The Car Store, Inc.	03/31/2018	B9702-082-0323	03/23/2018	04/01/2018	03/31/2023
Happy Smile	No Previous Permit	B9400-163-0223	04/10/2018	04/10/2018	02/28/2023
The Evans Findings Company, Inc.	04/27/2018	B2102-032-0323	04/27/2018	04/27/2018	03/31/2023
Apna Bazar, LLC	04/30/2018	B8500-755-0423	04/24/2018	05/01/2018	04/30/2023
Blackstone Dental	04/30/2018	B9400-164-0423	04/27/2018	05/01/2018	04/30/2023
Blackstone Market	04/30/2018	B8102-099-0423	04/27/2018	05/01/2018	04/30/2023
Creative Stone Countertops Inc.	04/30/2018	B4200-128-0423	04/27/2018	05/01/2018	04/30/2023
EDC Holding, LLC	04/30/2018	B8500-761-0423	04/27/2018	05/01/2018	04/30/2023
General Cable Industries, LLC	04/30/2018	B2706-087-0423	04/17/2018	05/01/2018	04/30/2023
Grupo Amigos Da Terceira	04/30/2018	B8502-300-0423	04/30/2018	05/01/2018	04/30/2023
Hope Buffinton Packaging Group, LLC	04/30/2018	B5900-023-0423	04/24/2018	05/01/2018	04/30/2023
Industrial Container Services - RI, LLC	04/30/2018	B4402-025-0423	04/24/2018	05/01/2018	04/30/2023
The Children's Workshop	04/30/2018	B8600-163-0423	04/27/2018	05/01/2018	04/30/2023
Tiffany and Company	05/21/2018	B1506-017-0423	04/27/2018	05/01/2018	04/30/2023

Bucklin Point
Permit Issuance / Reissuance Activities - 2018

Company Name	Prior Permit	Permit	Issue Date	Effective Date	Expire Date
Burger King - Cedar Street	05/31/2018	B8502-295-0523	05/22/2018	06/01/2018	05/31/2023
Harris Industries, Inc.	05/31/2018	B4200-102-0523	05/22/2018	06/01/2018	05/31/2023
Jan Co. Central	05/31/2018	B8502-296-0523	05/23/2018	06/01/2018	05/31/2023
Jan Co. Central, Inc.	05/31/2018	B8502-294-0523	05/23/2018	06/01/2018	05/31/2023
Lane Foods, Inc.	05/31/2018	B8502-293-0523	05/25/2018	06/01/2018	05/31/2023
New Agawam LLC	No Previous Permit	B8502-301-0423	06/01/2018	06/01/2018	04/30/2023
Pawtucket China Inn	05/31/2018	B8502-297-0523	05/15/2018	06/01/2018	05/31/2023
Liquid Blue	06/18/2018	B2304-091-0722	06/19/2018	06/19/2018	12/11/2018
VIP Car Wash	No Previous Permit	B9702-085-0523	06/29/2018	06/29/2018	05/31/2023
YMCA of Pawtucket, Inc.	No Previous Permit	B8900-018-0523	06/29/2018	06/29/2018	05/31/2023
Avenue N American Kitchen	06/30/2018	B8500-756-0623	06/15/2018	07/01/2018	06/30/2023
Cityline Laundry	06/30/2018	B9200-156-0623	06/18/2018	07/01/2018	06/30/2023
D.J. Providence Co., LLC	06/30/2018	B8502-298-0623	06/18/2018	07/01/2018	06/30/2023
HM Vincent, DMD, LLC	06/30/2018	B9400-165-0623	06/18/2018	07/01/2018	06/30/2023
Ink Solution	06/30/2018	B9902-072-0623	06/18/2018	07/01/2018	06/30/2023
International Meat Market	06/30/2018	B8102-100-0623	06/27/2018	07/01/2018	06/30/2023
Multi-Wall Packaging a Division of Signode Industrial Group	06/30/2018	B4200-129-0623	06/15/2018	07/01/2018	06/30/2023
Rand Whitney Southeast Container, LLC	06/30/2018	B2404-059-0623	06/15/2018	07/01/2018	06/30/2023
ABM Enterprises LLC	No Previous Permit	B8000-142-0523	07/03/2018	07/03/2018	05/31/2023
VetCor of Lincoln, LLC.	No Previous Permit	B9400-166-0523	07/03/2018	07/03/2018	05/31/2023
ARA-Rhode Island Dialysis, LLC.	07/31/2018	B9500-025-0723	07/16/2018	08/01/2018	07/31/2023
INSCO Intermediate Holdings, LLC	No Previous Permit	B9902-073-0623	08/01/2018	08/01/2018	06/30/2023
Jacky's Galaxie Restaurant, Inc.	07/31/2018	B8502-299-0723	07/18/2018	08/01/2018	07/31/2023
Jerry's Friendly Tap LLC	07/31/2018	B8500-758-0723	07/27/2018	08/01/2018	07/31/2023
Lincoln Pepperoni's, LLC	07/31/2018	B8500-757-0723	07/27/2018	08/01/2018	07/31/2023
Patriot Textiles, Inc.	07/31/2018	B2302-090-0723	07/16/2018	08/01/2018	07/31/2023
Subway 95 Exit 30, LLC	07/31/2018	B8500-759-0723	07/27/2018	08/01/2018	07/31/2023
Vicor Corporation	No Previous Permit	B4200-122-1021	08/08/2018	08/08/2018	10/31/2021
Ahmad Pizza, LLC	No Previous Permit	B8500-770-0723	08/15/2018	08/15/2018	07/31/2023
Craft B&B, LLC	No Previous Permit	B8500-769-0723	08/16/2018	08/16/2018	07/31/2023
Organic Dyes and Pigments, LLC.	No Previous Permit	B2206-023-0723	08/27/2018	08/27/2018	07/31/2023
Chipotle	No Previous Permit	B8500-766-0523	08/30/2018	08/30/2018	05/31/2023
Packaging Graphics, LLC	08/30/2018	B2402-060-1120	08/30/2018	08/30/2018	10/16/2018
Golden Palace	08/31/2018	B8500-763-0823	08/15/2018	09/01/2018	08/31/2023
Hord Crystal Corporation	08/31/2018	B1106-077-0823	08/17/2018	09/01/2018	08/31/2023
Martin Bakers, LLC	08/31/2018	B8500-765-0823	08/27/2018	09/01/2018	08/31/2023
Newport Division Donuts, Inc.	08/31/2018	B8500-771-0823	08/28/2018	09/01/2018	08/31/2023
Shish Kabob	08/31/2018	B8500-767-0823	08/28/2018	09/01/2018	08/31/2023
United Methodist Elder Care	08/31/2018	B8600-165-0823	08/22/2018	09/01/2018	08/31/2023
MSA Donuts, LLC	No Previous Permit	B8500-772-0723	09/12/2018	09/12/2018	07/31/2023
Blackstone Valley Community Healthcare	No Previous Permit	B9400-167-0723	09/20/2018	09/20/2018	07/31/2023
Jozon Enterprises Inc.	No Previous Permit	B8500-776-0823	09/21/2018	09/21/2018	08/31/2023
Garvin Memorial Elementary	09/30/2018	B8600-164-0923	09/19/2018	10/01/2018	09/30/2023
Lindbergh Auto Body, Inc.	09/30/2018	B9702-083-0923	09/21/2018	10/01/2018	09/30/2023
NECVW, Inc.	09/30/2018	B9702-084-0923	09/24/2018	10/01/2018	09/30/2023
Neurotech Pharmaceuticals, Inc.	09/30/2018	B9500-026-0923	09/21/2018	10/01/2018	09/30/2023
Newport 223 Donuts, Inc.	09/30/2018	B8500-760-0923	09/19/2018	10/01/2018	09/30/2023
Summit Manufacturing Corporation	09/30/2018	B1112-092-0923	09/21/2018	10/01/2018	09/30/2023
Foolproof Brewing Co., LLC	10/08/2018	B8902-019-0922	10/09/2018	10/09/2018	09/30/2022
John Rocchio Corporation	No Previous Permit	B4012-027-0923	10/15/2018	10/15/2018	09/30/2023
CRMG Lincoln, Inc.	No Previous Permit	B8502-304-0923	10/19/2018	10/19/2018	09/30/2023
Breakneck Food Corp.	No Previous Permit	B8502-305-0923	10/22/2018	10/22/2018	09/30/2023
BTP LLC	No Previous Permit	B8102-101-0923	10/29/2018	10/29/2018	09/30/2023
BTP LLC (Newman Ave)	No Previous Permit	B8500-777-0923	10/29/2018	10/29/2018	09/30/2023
Asian Garden Chinese Take Out Restaurant	No Previous Permit	B8500-780-0923	10/31/2018	10/31/2018	09/30/2023
Armando & Sons Meat Market	10/31/2018	B8202-070-1023	10/17/2018	11/01/2018	10/31/2023
CAMRAC, LLC	10/31/2018	B3702-019-1023	10/15/2018	11/01/2018	10/31/2023

Bucklin Point
Permit Issuance / Reissuance Activities - 2018

Company Name	Prior Permit	Permit	Issue Date	Effective Date	Expire Date
J's Deli	10/31/2018	B8502-302-1023	10/16/2018	11/01/2018	10/31/2023
Luna's Cafe, LLC	No Previous Permit	B8500-779-0923	11/01/2018	11/01/2018	09/30/2023
S.P. Donuts	10/31/2018	B8500-774-1023	10/15/2018	11/01/2018	10/31/2023
Wannamoisett Country Club	10/31/2018	B8600-166-1023	10/30/2018	11/01/2018	10/31/2023
JKD, Ltd.	No Previous Permit	B8501-164-0923	11/16/2018	11/16/2018	09/30/2023
Semi Sweet	No Previous Permit	B8102-102-1023	11/28/2018	11/28/2018	10/31/2023
Adelina Productions Inc.	11/30/2018	B8500-781-1123	11/20/2018	12/01/2018	11/30/2023
Clube Social Portuguese, Inc.	11/30/2018	B8502-303-1123	11/19/2018	12/01/2018	11/30/2023
Crugnale Bakery	11/30/2018	B8500-768-1123	11/20/2018	12/01/2018	11/30/2023
Starbucks Restaurant-Lincoln Mall	11/30/2018	B8500-782-1123	11/27/2018	12/01/2018	11/30/2023
Lincoln High School	No Previous Permit	B8602-168-0923	12/06/2018	12/06/2018	09/30/2023
Auto Parts Group Southwest LLC	12/31/2018	B4200-131-1223	12/18/2018	01/01/2019	12/31/2023
Blackstone Valley Assisted Living	12/31/2018	B8600-167-1223	12/19/2018	01/01/2019	12/31/2023
Swan Cleaners	12/31/2018	B9200-157-1223	12/17/2018	01/01/2019	12/31/2023

ATTACHMENT VOLUME II

SECTION 3

USER INSPECTION HISTORY

USER INSPECTION HISTORY

FIELD'S POINT

**Field's Point
User Inspection History - 2018**

Company Name	Category	Engineer Assigned	Significant	Inspected By	Date	Inspected Type
1029 Charles Street	78	Nathan Dean	No	Michael McBurney	11/30/2018	Industrial Area
1029 Charles Street	78	Nathan Dean	No	Brian E. Steere	11/30/2018	Industrial Area
1219 Atwood Ave	60	Michael McBurney	No	Michael McBurney	05/03/2018	Follow Up
1302 Marketplace	71	Michael McBurney	No	Michael McBurney	05/03/2018	Follow Up
1484 Company LLC	71	Jared Urban	No	Jared Urban	05/30/2018	Follow Up
1484 MSA Donuts, LLC	85	Jared Urban	No	Jared Urban	08/21/2018	Initial Inspection
1592 MSA Donuts, LLC	85	Jared Urban	No	Jared Urban	08/21/2018	Initial Inspection
166 Valley Street Complexes	78	Nathan Dean	No	Anthony R. Erricola	03/30/2018	Industrial Area
166 Valley Street Complexes	78	Nathan Dean	No	Jared Urban	03/30/2018	Industrial Area
1871 Mineral Spring Corporation	71	Jared Urban	No	Jared Urban	05/30/2018	Follow Up
1871 MSA Donuts, LLC	85	Jared Urban	No	Jared Urban	08/21/2018	Initial Inspection
2 Brothers Family Pizza, Inc.	74	Michael McBurney	No	Michael McBurney	09/11/2018	Initial Inspection
248 Academy Laundromat LLC	92	Brian E. Steere	No	Brian E. Steere	07/18/2018	Follow Up
350 Kinsley Avenue	78	Nathan Dean	No	Heather J. Nicholson	12/04/2018	Industrial Area
350 Kinsley Avenue	78	Nathan Dean	No	Travis Costa	12/04/2018	Industrial Area
383 Corporation	71	Michael McBurney	No	Michael McBurney	01/24/2018	Follow Up
387-389 Charles Street	78	Nathan Dean	No	Brandi-Lyn Colacone	01/24/2018	Industrial Area
387-389 Charles Street	78	Nathan Dean	No	Abigail Bernier	01/24/2018	Industrial Area
39 Manton Avenue	78	Nathan Dean	No	Kyle C. Gannon	03/29/2018	Industrial Area
39 Manton Avenue	78	Nathan Dean	No	Nathan P. Daggett	03/29/2018	Industrial Area
5 Star Restaurant	71	Brian E. Steere	No	Brian E. Steere	10/16/2018	Follow Up
50 Weybosset Holdings, LLC	85	Michael McBurney	No	Michael McBurney	11/30/2018	Follow Up
615 Charles Street, Inc.	92	Michael McBurney	No	Michael McBurney	04/30/2018	Follow Up
73 Washington Corp.	85	Jared Urban	No	Jared Urban	02/06/2018	Follow Up
7-Eleven (Charles Street)	71	Michael McBurney	No	Michael McBurney	02/13/2018	Follow Up
7-Eleven Inc. (Atwells)	85	Jared Urban	No	Jared Urban	08/29/2018	Follow Up
7-Eleven Inc. (Broad Street)	85	Jared Urban	No	Jared Urban	10/31/2018	Follow Up
7-Eleven, Inc.	85	Jared Urban	No	Jared Urban	11/27/2018	Follow Up
A & F Plating Company	11	Nathan P. Daggett	Yes	Nathan P. Daggett	12/11/2018	Follow Up
A & F Plating Company	11	Nathan P. Daggett	Yes	Nathan P. Daggett	10/23/2018	Annual
A & F Plating Company	11	Nathan P. Daggett	Yes	N/A	07/25/2018	Sample
A & F Plating Company	11	Nathan P. Daggett	Yes	Nathan P. Daggett	06/04/2018	Follow Up
A & F Plating Company	11	Nathan P. Daggett	Yes	Nathan P. Daggett	03/01/2018	Follow Up
A & F Plating Company	11	Nathan P. Daggett	Yes	N/A	01/25/2018	Sample
A Duie Pyle, Inc.	37	Nathan P. Daggett	No	Nathan P. Daggett	11/07/2018	Follow Up
A Duie Pyle, Inc.	37	Nathan P. Daggett	No	Nathan P. Daggett	06/20/2018	Follow Up

**Field's Point
User Inspection History - 2018**

Company Name	Category	Engineer Assigned	Significant	Inspected By	Date	Inspected Type
A Plus Group Corp	74	Brian E. Steere	No	Brian E. Steere	04/20/2018	Initial Inspection
A&M Fairway, Inc.	85	Jared Urban	No	Jared Urban	02/19/2018	Follow Up
A. Harrison & Company, Inc.	22	Kyle C. Gannon	Yes	Kyle C. Gannon	12/11/2018	Follow Up
A. Harrison & Company, Inc.	22	Kyle C. Gannon	Yes	N/A	10/19/2018	Sample
A. Harrison & Company, Inc.	22	Kyle C. Gannon	Yes	Kyle C. Gannon	09/06/2018	Annual
A. Harrison & Company, Inc.	22	Kyle C. Gannon	Yes	Kyle C. Gannon	06/12/2018	Follow Up
A. Harrison & Company, Inc.	22	Kyle C. Gannon	Yes	N/A	05/22/2018	Sample
A. Harrison & Company, Inc.	22	Kyle C. Gannon	Yes	Kyle C. Gannon	04/25/2018	Follow Up
A. Harrison & Company, Inc.	22	Kyle C. Gannon	Yes	N/A	03/20/2018	Sample
A.N.I., LLC	85	Brian E. Steere	No	Brian E. Steere	08/22/2018	Follow Up
AAA Northeast Warehouse/Fleet Operations	37	Edward J. Stenovitch	No	Edward J. Stenovitch	12/11/2018	Follow Up
AAA Northeast Warehouse/Fleet Operations	37	Edward J. Stenovitch	No	Edward J. Stenovitch	06/12/2018	Follow Up
AAMCO Tranmission	42	Travis Costa	No	Travis Costa	12/07/2018	Follow Up
AAMCO Tranmission	42	Travis Costa	No	Travis Costa	08/08/2018	Follow Up
AAMCO Tranmission	42	Travis Costa	No	Travis Costa	06/11/2018	Follow Up
AAMCO Tranmission	42	Travis Costa	No	Travis Costa	02/22/2018	Follow Up
ACM Restaurant Inc.	85	Michael McBurney	No	Michael McBurney	06/25/2018	Follow Up
Addies Laundromat	71	Jared Urban	No	Jared Urban	11/27/2018	Follow Up
Addies Laundromat	71	Jared Urban	No	Jared Urban	04/30/2018	Follow Up
Admiral Donuts, Inc.	85	Heather J. Nicholson	No	Brandi-Lyn Colacone	05/10/2018	Follow Up
Admiral Packaging	42	Jared Urban	No	Jared Urban	12/12/2018	Follow Up
Admiral Packaging	42	Jared Urban	No	Jared Urban	06/11/2018	Follow Up
Al-Jac Produce	81	Kyle C. Gannon	No	N/A	12/12/2018	Sample
Al-Jac Produce	81	Kyle C. Gannon	No	Kyle C. Gannon	04/24/2018	Follow Up
Allegra	60	Edward J. Stenovitch	No	Edward J. Stenovitch	07/31/2018	Initial Inspection
Allens Ave Donuts, LLC	85	Kyle C. Gannon	No	Kyle C. Gannon	08/29/2018	Initial Inspection
Alloy Holdings, LLC	43	Anthony R. Erricola	Yes	Anthony R. Erricola	12/14/2018	Follow Up
Alloy Holdings, LLC	43	Anthony R. Erricola	Yes	N/A	12/06/2018	Sample
Alloy Holdings, LLC	43	Anthony R. Erricola	Yes	Anthony R. Erricola	09/07/2018	Annual
Alloy Holdings, LLC	43	Anthony R. Erricola	Yes	N/A	08/07/2018	Sample
Alloy Holdings, LLC	43	Anthony R. Erricola	Yes	Anthony R. Erricola	06/11/2018	Follow Up
Alloy Holdings, LLC	43	Anthony R. Erricola	Yes	N/A	03/08/2018	Sample
Alloy Holdings, LLC	43	Anthony R. Erricola	Yes	Anthony R. Erricola	02/09/2018	Follow Up
Aluminum & Copper Recycling, Inc.	42	Edward J. Stenovitch	No	Edward J. Stenovitch	11/29/2018	Follow Up
Aluminum & Copper Recycling, Inc.	42	Edward J. Stenovitch	No	Edward J. Stenovitch	06/14/2018	Follow Up
Alviti Link-All, Inc.	42	Travis Costa	No	Travis Costa	11/28/2018	Follow Up

**Field's Point
User Inspection History - 2018**

Company Name	Category	Engineer Assigned	Significant	Inspected By	Date	Inspected Type
Alviti Link-All, Inc.	42	Travis Costa	No	Travis Costa	06/12/2018	Follow Up
Andino's Restaurant	85	Brian E. Steere	No	Brian E. Steere	04/20/2018	Follow Up
Andrade Cranston Donuts	85	Heather J. Nicholson	No	Brandi-Lyn Colacone	04/27/2018	Follow Up
Andrea's Restaurant	85	Michael McBurney	No	Michael McBurney	04/30/2018	Follow Up
Angel & Sons Auto Detailing, LLC.	74	Nathan P. Daggett	No	Nathan P. Daggett	09/04/2018	Initial Inspection
Anjon Inc.	85	Jared Urban	No	Jared Urban	05/10/2018	Follow Up
Annex Plating	41	Kyle C. Gannon	No	Kyle C. Gannon	12/10/2018	Follow Up
Annex Plating	41	Kyle C. Gannon	No	Kerry M. Britt	08/14/2018	Follow Up
Annex Plating	41	Kyle C. Gannon	No	Kyle C. Gannon	07/26/2018	Follow Up
Annex Plating	71	Kyle C. Gannon	No	Kyle C. Gannon	07/26/2018	Follow Up
Annex Plating	71	Kyle C. Gannon	No	Kyle C. Gannon	06/11/2018	Follow Up
Annex Plating	41	Kyle C. Gannon	No	Kyle C. Gannon	05/17/2018	Follow Up
Annex Plating	41	Kyle C. Gannon	No	Kyle C. Gannon	05/14/2018	Meeting
Anthony Pricolo Dental Lab	71	Heather J. Nicholson	No	Brandi-Lyn Colacone	03/29/2018	Initial Inspection
Anthony's Auto Body	74	Travis Costa	No	Travis Costa	09/07/2018	Meeting
Anthony's Auto Body	74	Travis Costa	No	Travis Costa	04/25/2018	Initial Inspection
Antojitos Quetzal, Inc.	85	Jared Urban	No	Jared Urban	08/29/2018	Follow Up
Apac Tool, Inc.	46	Kyle C. Gannon	No	Kyle C. Gannon	12/11/2018	Follow Up
Apac Tool, Inc.	46	Kyle C. Gannon	No	Kyle C. Gannon	06/12/2018	Follow Up
APPLITEK TECHNOLOGIES CORP.	60	Jared Urban	No	Nathan P. Daggett	07/12/2018	Follow Up
ARA-Rhode Island Dialysis	95	Heather J. Nicholson	No	Brandi-Lyn Colacone	02/12/2018	Follow Up
Archangel Michael Inc.	85	Michael McBurney	No	Michael McBurney	03/27/2018	Follow Up
Arden Jewelry Mfg, Co.	42	Anthony R. Erricola	No	Anthony R. Erricola	12/14/2018	Follow Up
Arden Jewelry Mfg, Co.	42	Anthony R. Erricola	No	Anthony R. Erricola	06/13/2018	Follow Up
Aristocrat Dental Laboratory	99	Michael McBurney	No	Michael McBurney	07/30/2018	Follow Up
Armando and Sons # 2 Inc.	82	Michael McBurney	No	Michael McBurney	04/09/2018	Follow Up
Armbrust International, Ltd.	11	Anthony R. Erricola	Yes	Anthony R. Erricola	12/17/2018	Follow Up
Armbrust International, Ltd.	11	Anthony R. Erricola	Yes	N/A	12/12/2018	Sample
Armbrust International, Ltd.	11	Anthony R. Erricola	Yes	N/A	10/02/2018	Sample
Armbrust International, Ltd.	11	Anthony R. Erricola	Yes	N/A	07/25/2018	Sample
Armbrust International, Ltd.	11	Anthony R. Erricola	Yes	Anthony R. Erricola	06/19/2018	Follow Up
Armbrust International, Ltd.	11	Anthony R. Erricola	Yes	Anthony R. Erricola	04/17/2018	Annual
Armbrust International, Ltd.	11	Anthony R. Erricola	Yes	N/A	01/29/2018	Sample
Aro-Sac, Inc.	42	Kyle C. Gannon	No	Kyle C. Gannon	12/10/2018	Follow Up
Aro-Sac, Inc.	42	Kyle C. Gannon	No	Kyle C. Gannon	06/11/2018	Follow Up
AS220	99	Brian E. Steere	No	Brian E. Steere	12/20/2018	Follow Up

**Field's Point
User Inspection History - 2018**

Company Name	Category	Engineer Assigned	Significant	Inspected By	Date	Inspected Type
AS220 - Print Shop	24	Brian E. Steere	No	Brian E. Steere	12/20/2018	Follow Up
AS220 - Print Shop	24	Brian E. Steere	No	Brian E. Steere	07/13/2018	Follow Up
ASP & Training Inc.	85	Jared Urban	No	Jared Urban	05/25/2018	Follow Up
ASP & Training Inc.	85	Jared Urban	No	Jared Urban	04/17/2018	Follow Up
Aspen Dental	94	Travis Costa	No	Travis Costa	09/11/2018	Follow Up
Aspen Dental	94	Travis Costa	No	Travis Costa	01/17/2018	Follow Up
Atamian Manufacturing Corp.	21	Jared Urban	No	Jared Urban	12/11/2018	Follow Up
Atamian Manufacturing Corp.	21	Jared Urban	No	Jared Urban	06/14/2018	Follow Up
Athena Healthcare	86	Jared Urban	No	Jared Urban	11/29/2018	Follow Up
Atwells Realty Corporation	85	Heather J. Nicholson	No	Brandi-Lyn Colacone	02/19/2018	Follow Up
Atwill-Conroy Providence, LLC	94	Kyle C. Gannon	No	Kyle C. Gannon	07/11/2018	Follow Up
Auto Parts Group Southwest, LLC.	42	Nathan P. Daggett	No	Nathan P. Daggett	11/07/2018	Follow Up
Auto Parts Group Southwest, LLC.	42	Nathan P. Daggett	No	Nathan P. Daggett	06/20/2018	Follow Up
Aznet, LLC	92	Travis Costa	No	Travis Costa	05/21/2018	Follow Up
B&D LLC	85	Kyle C. Gannon	No	Kyle C. Gannon	02/22/2018	Follow Up
B. Deltoro & Sons, Inc.	81	Kyle C. Gannon	No	N/A	12/12/2018	Sample
B. R. Kingston LLC	97	Michael McBurney	No	Michael McBurney	05/15/2018	Follow Up
B.Good	85	Michael McBurney	No	Michael McBurney	08/22/2018	Follow Up
B.Good	85	Michael McBurney	No	Michael McBurney	02/14/2018	Follow Up
Baba's First Daughter, LLC	85	Jared Urban	No	Jared Urban	09/26/2018	Follow Up
Baba's First Daughter, LLC	85	Travis Costa	No	Travis Costa	08/01/2018	Initial Inspection
Baba's First Daughter, LLC	85	Travis Costa	No	Travis Costa	05/24/2018	Meeting
Baffoni's Poultry Farm	81	Brian E. Steere	No	Brian E. Steere	05/30/2018	Follow Up
Bailey's Pub OOB	71	Heather J. Nicholson	No	Brandi-Lyn Colacone	03/29/2018	Follow Up
Bailey's Pub OOB	71	Heather J. Nicholson	No	Brandi-Lyn Colacone	03/07/2018	Meeting
Bailey's Pub OOB	71	Heather J. Nicholson	No	Kerry M. Britt	01/17/2018	Meeting
Baja's Taqueria	74	Michael McBurney	No	Michael McBurney	05/29/2018	Initial Inspection
Baker Street Cafe LLC	85	Heather J. Nicholson	No	Heather J. Nicholson	11/02/2018	Follow Up
Ballard Mack Sales and Service of RI	37	Michael McBurney	No	Michael McBurney	12/13/2018	Follow Up
Ballard Mack Sales and Service of RI	37	Michael McBurney	No	Michael McBurney	06/19/2018	Follow Up
Ballard Mack Sales and Service of RI	37	Michael McBurney	No	Michael McBurney	03/29/2018	Follow Up
Bang Bar Inc.	85	Heather J. Nicholson	No	Brandi-Lyn Colacone	02/02/2018	Follow Up
Bannister Operations Associates, LLC	86	Heather J. Nicholson	No	Heather J. Nicholson	11/15/2018	Follow Up
BAP Enterprises LLC	85	Jared Urban	No	Jared Urban	04/18/2018	Initial Inspection
Basha Restaurant & Bar, Inc.	71	Michael McBurney	No	Michael McBurney	04/30/2018	Follow Up
Bay Foods, Inc.	85	Michael McBurney	No	Michael McBurney	07/24/2018	Follow Up

**Field's Point
User Inspection History - 2018**

Company Name	Category	Engineer Assigned	Significant	Inspected By	Date	Inspected Type
Bay Tree Cafe	71	Brian E. Steere	No	Brian E. Steere	03/01/2018	Follow Up
Being Sisyphus, Inc.	85	Heather J. Nicholson	No	Brandi-Lyn Colacone	02/16/2018	Follow Up
Bella's Jewelry	42	Edward J. Stenovitch	No	Edward J. Stenovitch	12/06/2018	Follow Up
Bella's Jewelry	42	Edward J. Stenovitch	No	Edward J. Stenovitch	09/07/2018	Follow Up
Bella's Jewelry	42	Edward J. Stenovitch	No	Edward J. Stenovitch	06/07/2018	Follow Up
Benefit Dental Care, LLC	94	Anthony R. Erricola	No	Anthony R. Erricola	04/24/2018	Follow Up
Best Eastern Chinese and Japanese Restaurant	85	Heather J. Nicholson	No	Brandi-Lyn Colacone	03/29/2018	Follow Up
Best Taste	85	Heather J. Nicholson	No	Heather J. Nicholson	11/14/2018	Follow Up
Better Burger Company	85	Michael McBurney	No	Michael McBurney	08/22/2018	Follow Up
Bisanatolia, LLC	85	Jared Urban	No	Jared Urban	09/27/2018	Follow Up
Bisanatolia, LLC	85	Jared Urban	No	Jared Urban	07/23/2018	Follow Up
Bites by Bre	85	Travis Costa	No	Travis Costa	09/11/2018	Initial Inspection
BL Restaurant Operations, LLC	85	Jared Urban	No	Jared Urban	08/30/2018	Follow Up
Blessing in Disguise, Inc.	74	Michael McBurney	No	Michael McBurney	12/28/2018	Follow Up
Blue Elephant Restaurant, Inc.	85	Jared Urban	No	Jared Urban	05/29/2018	Follow Up
BMFERS LLC	85	Jared Urban	No	Jared Urban	07/31/2018	Follow Up
Bob's Riccotti's Sandwich Shop	85	Kyle C. Gannon	No	Kyle C. Gannon	03/27/2018	Follow Up
Bolt Coffee Co.	89	Brian E. Steere	No	Brian E. Steere	02/15/2018	Initial Inspection
Borden Donuts	85	Heather J. Nicholson	No	Brandi-Lyn Colacone	01/25/2018	Follow Up
Boston Bioskills Lab LLC	95	Heather J. Nicholson	No	Brandi-Lyn Colacone	05/25/2018	Initial Inspection
Branch Avenue Industrial Area	78	Nathan Dean	No	Michael McBurney	09/07/2018	Industrial Area
Branch Avenue Industrial Area	78	Nathan Dean	No	Nathan P. Daggett	09/07/2018	Industrial Area
Bread Boss LLC	81	Brian E. Steere	No	Brian E. Steere	11/30/2018	Follow Up
Bread Boss LLC	81	Brian E. Steere	No	Kerry M. Britt	07/16/2018	Meeting
Bread Box	81	Jared Urban	No	Jared Urban	10/11/2018	Initial Inspection
Bread Box	81	Jared Urban	No	Jared Urban	07/18/2018	Meeting
Bread Unlimited, LLC	81	Anthony R. Erricola	No	Anthony R. Erricola	10/19/2018	Follow Up
Brewed Awakenings Coffeeshouse LLC	85	Jared Urban	No	Jared Urban	06/25/2018	Follow Up
Broad and Potter Laundromat	92	Heather J. Nicholson	No	Heather J. Nicholson	11/19/2018	Follow Up
Broad Street Little Caesars, LLC	85	Jared Urban	No	Jared Urban	10/29/2018	Follow Up
Broadway Laundry, Inc.	92	Michael McBurney	No	Michael McBurney	03/29/2018	Follow Up
Brown University - Central Heat Plant	52	Travis Costa	No	Travis Costa	12/03/2018	Follow Up
Brown University - Central Heat Plant	52	Travis Costa	No	Travis Costa	06/06/2018	Follow Up
Brown University- Alumnae Hall	52	Travis Costa	No	Travis Costa	12/03/2018	Follow Up
Brown University- Alumnae Hall	52	Travis Costa	No	Travis Costa	06/18/2018	Follow Up
Brown University-Remediation Project	40	Travis Costa	No	Travis Costa	12/03/2018	Follow Up

**Field's Point
User Inspection History - 2018**

Company Name	Category	Engineer Assigned	Significant	Inspected By	Date	Inspected Type
Brown University-Remediation Project	40	Travis Costa	No	Travis Costa	06/18/2018	Follow Up
Brown University-Watson Center	53	Travis Costa	No	Travis Costa	12/03/2018	Follow Up
Brown University-Watson Center	53	Travis Costa	No	Travis Costa	06/06/2018	Follow Up
Bucktown PVD LLC	85	Heather J. Nicholson	No	Brandi-Lyn Colacone	03/06/2018	Follow Up
Burger King - # 1989	85	Heather J. Nicholson	No	Brandi-Lyn Colacone	01/08/2018	Follow Up
Burger King - #3406	85	Heather J. Nicholson	No	Brandi-Lyn Colacone	04/27/2018	Follow Up
Busy Bubbles	92	Travis Costa	No	Travis Costa	09/11/2018	Follow Up
Butler Hospital	90	Nathan P. Daggett	No	Nathan P. Daggett	07/03/2018	Follow Up
C&L Johnston, LLC	85	Brian E. Steere	No	Brian E. Steere	08/27/2018	Follow Up
CAAL Corporation	99	Michael McBurney	No	Michael McBurney	02/27/2018	Follow Up
Cafe Choklad	85	Brian E. Steere	No	Brian E. Steere	02/27/2018	Follow Up
Cafe Nuovo	85	Michael McBurney	No	Michael McBurney	01/03/2018	Follow Up
Cajun Luau	85	Kyle C. Gannon	No	Kyle C. Gannon	01/31/2018	Follow Up
Calf Donuts Inc.	85	Jared Urban	No	Jared Urban	09/25/2018	Follow Up
California Taco	74	Heather J. Nicholson	No	Heather J. Nicholson	11/15/2018	Meeting
California Taco	74	Heather J. Nicholson	No	Brandi-Lyn Colacone	01/10/2018	Initial Inspection
Cal's Corner Restaurant	85	Michael McBurney	No	Michael McBurney	07/11/2018	Follow Up
Camila Dry Cleaner, LLC	92	Michael McBurney	No	Michael McBurney	03/01/2018	Follow Up
CAMRAC, LLC	37	Nathan P. Daggett	No	Nathan P. Daggett	12/27/2018	Follow Up
CAMRAC, LLC	37	Nathan P. Daggett	No	Nathan P. Daggett	06/25/2018	Follow Up
Capital Grille Holdings, Inc.	85	Heather J. Nicholson	No	Brandi-Lyn Colacone	04/03/2018	Follow Up
Capriccio's Restaurant	85	Jared Urban	No	Jared Urban	05/29/2018	Follow Up
Captain Seaweed's Pub	60	Jared Urban	No	Jared Urban	11/29/2018	Initial Inspection
Caribe Mini Mart, LLC	85	Michael McBurney	No	Michael McBurney	07/30/2018	Follow Up
Carito's	85	Brian E. Steere	No	Brian E. Steere	09/24/2018	Follow Up
Carrie's Restaurant, Inc.	71	Jared Urban	No	Jared Urban	03/27/2018	Follow Up
Carrie's Seafood Express	71	Jared Urban	No	Jared Urban	10/23/2018	Follow Up
Casa Mexico	85	Heather J. Nicholson	No	Brandi-Lyn Colacone	01/19/2018	Follow Up
Casino Bound Donuts, LLC	85	Michael McBurney	No	Michael McBurney	11/28/2018	Initial Inspection
Catanzaro's Pizzeria	71	Michael McBurney	No	Michael McBurney	09/11/2018	Follow Up
Catanzaro's Pizzeria	71	Michael McBurney	No	Michael McBurney	06/04/2018	Follow Up
Cathedral Art Metal Co., Inc.	24	Heather J. Nicholson	No	Heather J. Nicholson	12/14/2018	Follow Up
Cathedral Art Metal Co., Inc.	24	Heather J. Nicholson	No	Brandi-Lyn Colacone	06/08/2018	Follow Up
Celebrity Cleaners	92	Jared Urban	No	Jared Urban	08/28/2018	Follow Up
Chacho, LLC	85	Jared Urban	No	Jared Urban	04/11/2018	Follow Up
Chacho, LLC	85	Jared Urban	No	Jared Urban	03/28/2018	Follow Up

**Field's Point
User Inspection History - 2018**

Company Name	Category	Engineer Assigned	Significant	Inspected By	Date	Inspected Type
Chalk Donuts Inc.	85	Brian E. Steere	No	Brian E. Steere	07/18/2018	Follow Up
Charles Street Coffee Company	71	Michael McBurney	No	Michael McBurney	09/11/2018	Follow Up
Charles Street Diner	85	Brian E. Steere	No	Brian E. Steere	09/11/2018	Follow Up
Charley PR Inc.	85	Brian E. Steere	No	Brian E. Steere	01/31/2018	Follow Up
Chelo's	85	Jared Urban	No	Jared Urban	01/31/2018	Follow Up
Cherry Hill Manor	86	Michael McBurney	No	Michael McBurney	03/27/2018	Follow Up
Chipotle Mexican Grill of Colorado, LLC	85	Jared Urban	No	Jared Urban	01/25/2018	Follow Up
Choi's Restaurant	85	Jared Urban	No	Jared Urban	11/27/2018	Follow Up
Chow Fun, Inc.	85	Brian E. Steere	No	Brian E. Steere	02/27/2018	Follow Up
Christina D. Dicomis DMD	94	Kyle C. Gannon	No	Kyle C. Gannon	03/27/2018	Follow Up
Christopher Realty Corp.	86	Edward J. Stenovitch	No	Edward J. Stenovitch	08/16/2018	Initial Inspection
Churchill & Banks Co.	53	Kyle C. Gannon	No	Kyle C. Gannon	11/21/2018	Follow Up
Churchill & Banks Co.	53	Kyle C. Gannon	No	Kyle C. Gannon	05/25/2018	Follow Up
Cisco's Pizza	85	Jared Urban	No	Jared Urban	06/12/2018	Follow Up
Cityline Dental	94	Travis Costa	No	Travis Costa	09/26/2018	Follow Up
Claudia's Creations LLC	85	Jared Urban	No	Jared Urban	10/23/2018	Initial Inspection
Clerici Osteria, Inc.	85	Jared Urban	No	Jared Urban	10/23/2018	Initial Inspection
CMG Holding Company, LLC - MSA	71	Michael McBurney	No	Michael McBurney	05/29/2018	Follow Up
Coca-Cola Bottling Company of Northern NE	37	Travis Costa	No	Travis Costa	12/17/2018	Follow Up
Coca-Cola Bottling Company of Northern NE	37	Travis Costa	No	Travis Costa	06/19/2018	Follow Up
Coffee Plus Snack Bar V.F.#68	85	Heather J. Nicholson	No	Brandi-Lyn Colacone	04/24/2018	Follow Up
Coin-Op - Providence	92	Kyle C. Gannon	No	Kyle C. Gannon	05/17/2018	Follow Up
Colbea LLC (North Main)	97	Brian E. Steere	No	Brian E. Steere	01/30/2018	Follow Up
Coletta's Collision Center	71	Travis Costa	No	Travis Costa	09/21/2018	Follow Up
Coletta's Collision Center	71	Travis Costa	No	Travis Costa	01/16/2018	Meeting
Columbus Mold Company	60	Brian E. Steere	No	Nathan P. Daggett	07/12/2018	Follow Up
Community College of RI	86	Jared Urban	No	Jared Urban	10/09/2018	Meeting
Community College of RI - Providence	86	Jared Urban	No	Jared Urban	10/09/2018	Meeting
Contech Medical, Inc.	43	Edward J. Stenovitch	No	Edward J. Stenovitch	12/13/2018	Follow Up
Contech Medical, Inc.	43	Edward J. Stenovitch	No	Edward J. Stenovitch	06/12/2018	Follow Up
Contract Specialties, Inc.	11	Nathan P. Daggett	Yes	Nathan P. Daggett	12/13/2018	Follow Up
Contract Specialties, Inc.	11	Nathan P. Daggett	Yes	N/A	09/06/2018	Sample
Contract Specialties, Inc.	11	Nathan P. Daggett	Yes	Nathan P. Daggett	09/04/2018	Follow Up
Contract Specialties, Inc.	11	Nathan P. Daggett	Yes	Nathan P. Daggett	06/18/2018	Follow Up
Contract Specialties, Inc.	11	Nathan P. Daggett	Yes	Nathan P. Daggett	05/02/2018	Annual
Contract Specialties, Inc.	11	Nathan P. Daggett	Yes	N/A	03/22/2018	Sample

**Field's Point
User Inspection History - 2018**

Company Name	Category	Engineer Assigned	Significant	Inspected By	Date	Inspected Type
Contracting Specialists Inc.	34	Michael McBurney	Yes	Michael McBurney	09/21/2018	Annual
Contracting Specialists Inc.	34	Michael McBurney	Yes	N/A	09/18/2018	Sample
Contracting Specialists Inc.	34	Michael McBurney	Yes	N/A	09/13/2018	Sample
Contracting Specialists Inc.	34	Michael McBurney	Yes	Michael McBurney	09/06/2018	Annual
Contracting Specialists Inc.	34	Michael McBurney	Yes	Michael McBurney	08/09/2018	Meeting
Cool-Lick's Lemonade and Ice Cream	85	Michael McBurney	No	Michael McBurney	05/21/2018	Follow Up
Coronado LLC	85	Michael McBurney	No	Michael McBurney	12/13/2018	Follow Up
Courtesy Cleaners, Inc.	92	Brian E. Steere	No	Brian E. Steere	07/17/2018	Follow Up
Craig Van Dongen, DDS	94	Anthony R. Erricola	No	Anthony R. Erricola	10/19/2018	Follow Up
Crespo Market LLC	81	Anthony R. Erricola	No	Anthony R. Erricola	05/01/2018	Follow Up
Crespo Market LLC	81	Anthony R. Erricola	No	Anthony R. Erricola	01/18/2018	Follow Up
Crisloid, LLC	21	Travis Costa	No	Travis Costa	11/28/2018	Follow Up
Crisloid, LLC	21	Travis Costa	No	Travis Costa	06/04/2018	Follow Up
Crisloid, LLC	21	Travis Costa	No	Travis Costa	05/17/2018	Follow Up
Cromwell Ventures, LLC	86	Jared Urban	No	Jared Urban	12/19/2018	Follow Up
Cumberland Farms Inc.	85	Michael McBurney	No	Michael McBurney	04/30/2018	Follow Up
Cumberland Farms, Inc.	74	Michael McBurney	No	Michael McBurney	12/27/2018	Initial Inspection
Custom Chrome Services	74	Nathan P. Daggett	No	Nathan P. Daggett	11/14/2018	Follow Up
Custom Chrome Services	74	Nathan P. Daggett	No	Nathan P. Daggett	09/25/2018	Follow Up
Custom Chrome Services	74	Nathan P. Daggett	No	Nathan P. Daggett	04/19/2018	Initial Inspection
Custom Metal Fabrication Inc.	60	Nathan P. Daggett	No	Nathan P. Daggett	07/12/2018	Follow Up
CV South Street Landing LLC	53	Jared Urban	No	Jared Urban	12/18/2018	Follow Up
CV South Street Landing LLC	53	Jared Urban	No	Jared Urban	05/29/2018	Follow Up
D & D Chrome Plating	41	Edward J. Stenovitch	No	Edward J. Stenovitch	11/29/2018	Follow Up
D & D Chrome Plating	41	Edward J. Stenovitch	No	Edward J. Stenovitch	06/18/2018	Follow Up
D&D Coffee, Inc.	85	Brian E. Steere	No	Brian E. Steere	07/26/2018	Follow Up
D. E. Foods, Inc.	85	Jared Urban	No	Jared Urban	12/20/2018	Follow Up
D. E. Foods, Inc.	85	Jared Urban	No	Jared Urban	12/19/2018	Follow Up
D. E. Foods, Inc.	85	Jared Urban	No	Brian E. Steere	09/19/2018	Special Investigation
D. E. Foods, Inc.	85	Jared Urban	No	Jared Urban	03/20/2018	Follow Up
D. Palmieri Bakery	89	Travis Costa	No	Travis Costa	01/22/2018	Follow Up
Dama Jewelry Technologies	26	Travis Costa	No	Travis Costa	11/28/2018	Follow Up
Dama Jewelry Technologies	26	Travis Costa	No	Travis Costa	10/05/2018	Follow Up
Dama Jewelry Technologies	26	Travis Costa	No	Travis Costa	06/06/2018	Follow Up
Dama Jewelry Technologies	26	Travis Costa	No	Travis Costa	01/24/2018	Follow Up
D'Ambra Auto Sales	97	Jared Urban	No	Jared Urban	12/19/2018	Follow Up

**Field's Point
User Inspection History - 2018**

Company Name	Category	Engineer Assigned	Significant	Inspected By	Date	Inspected Type
DAPP Enterprises LLC	85	Jared Urban	No	Jared Urban	03/27/2018	Follow Up
Dave & Buster's	85	Kyle C. Gannon	No	Kyle C. Gannon	01/31/2018	Follow Up
Dave's Coffee	85	Jared Urban	No	Jared Urban	07/23/2018	Follow Up
David I. Konicov, D.D.S.	94	Edward J. Stenovitch	No	Edward J. Stenovitch	07/13/2018	Follow Up
DelGreco Family LLC	97	Michael McBurney	No	Michael McBurney	10/25/2018	Follow Up
Dent Plus Dental Center	94	Michael McBurney	No	Michael McBurney	05/22/2018	Follow Up
Department of Administration	52	Travis Costa	No	Travis Costa	12/03/2018	Follow Up
Department of Administration	52	Travis Costa	No	Travis Costa	06/14/2018	Follow Up
Designs International Inc.	42	Jared Urban	No	Jared Urban	12/12/2018	Follow Up
Designs International Inc.	42	Jared Urban	No	Jared Urban	06/25/2018	Follow Up
Detroit Collision Center	97	Travis Costa	No	Travis Costa	05/21/2018	Follow Up
Dexter Cleaners	92	Jared Urban	No	Jared Urban	06/11/2018	Follow Up
DiFruscia Industries, Inc.	11	Nathan P. Daggett	Yes	Nathan P. Daggett	12/19/2018	Annual
DiFruscia Industries, Inc.	11	Nathan P. Daggett	Yes	N/A	11/28/2018	Sample
DiFruscia Industries, Inc.	11	Nathan P. Daggett	Yes	N/A	09/06/2018	Sample
DiFruscia Industries, Inc.	11	Nathan P. Daggett	Yes	Nathan P. Daggett	06/13/2018	Follow Up
DiFruscia Industries, Inc.	11	Nathan P. Daggett	Yes	N/A	05/31/2018	Sample
DiFruscia Industries, Inc.	11	Nathan P. Daggett	Yes	N/A	04/16/2018	Sample
DiFruscia Industries, Inc.	11	Nathan P. Daggett	Yes	Nathan P. Daggett	02/20/2018	Follow Up
DiFruscia Industries, Inc.	11	Nathan P. Daggett	Yes	Nathan P. Daggett	01/10/2018	Annual
Dinga Operating LLC	85	Kyle C. Gannon	No	Kyle C. Gannon	03/27/2018	Follow Up
Diocese of Providence - Office Building	52	Heather J. Nicholson	No	Heather J. Nicholson	12/19/2018	Follow Up
Diocese of Providence - Office Building	52	Heather J. Nicholson	No	Brandi-Lyn Colacone	06/25/2018	Follow Up
Dolce E Pane	81	Brian E. Steere	No	Brian E. Steere	06/25/2018	Follow Up
Dominion Energy Manchester St., Inc.	27	Anthony R. Erricola	Yes	Anthony R. Erricola	12/18/2018	Follow Up
Dominion Energy Manchester St., Inc.	27	Anthony R. Erricola	Yes	N/A	09/19/2018	Sample
Dominion Energy Manchester St., Inc.	27	Anthony R. Erricola	Yes	Anthony R. Erricola	08/28/2018	Annual
Dominion Energy Manchester St., Inc.	27	Anthony R. Erricola	Yes	Anthony R. Erricola	06/11/2018	Follow Up
Dominion Energy Manchester St., Inc.	27	Anthony R. Erricola	Yes	N/A	04/10/2018	Sample
Dominion Energy Manchester St., Inc.	27	Anthony R. Erricola	Yes	Anthony R. Erricola	02/05/2018	Follow Up
Domino's Pizza (Broad Street)	85	Jared Urban	No	Jared Urban	03/20/2018	Follow Up
Dr. Larry Levin	71	Travis Costa	No	Travis Costa	09/06/2018	Follow Up
Dr. Lee Whitney	71	Travis Costa	No	Travis Costa	11/08/2018	Follow Up
Dr. Lee Whitney	71	Travis Costa	No	Travis Costa	09/27/2018	Follow Up
Dunkin Donuts - Allens Avenue	71	Kyle C. Gannon	No	Kyle C. Gannon	08/29/2018	Follow Up
Dunkin Donuts - Atwells Avenue	71	Kyle C. Gannon	No	Kyle C. Gannon	04/24/2018	Follow Up

**Field's Point
User Inspection History - 2018**

Company Name	Category	Engineer Assigned	Significant	Inspected By	Date	Inspected Type
Dunkin Donuts - Atwood Avenue	71	Kyle C. Gannon	No	Kyle C. Gannon	05/30/2018	Follow Up
Dunkin Donuts - Gano Street	85	Kyle C. Gannon	No	Kyle C. Gannon	09/28/2018	Follow Up
Dunkin Donuts - Pleasant Valley	85	Jared Urban	No	Jared Urban	09/25/2018	Follow Up
Dunkin Donuts (Providence Place Mall)	85	Kyle C. Gannon	No	Kyle C. Gannon	01/31/2018	Follow Up
Du-Pro-Lux Cleansers	92	Jared Urban	No	Jared Urban	11/27/2018	Follow Up
E&M Enterprises, LTD	11	Anthony R. Erricola	Yes	Anthony R. Erricola	12/14/2018	Follow Up
E&M Enterprises, LTD	11	Anthony R. Erricola	Yes	Anthony R. Erricola	10/23/2018	Annual
E&M Enterprises, LTD	11	Anthony R. Erricola	Yes	N/A	07/17/2018	Sample
E&M Enterprises, LTD	11	Anthony R. Erricola	Yes	Anthony R. Erricola	06/13/2018	Follow Up
E&M Enterprises, LTD	11	Anthony R. Erricola	Yes	Anthony R. Erricola	02/28/2018	Follow Up
E&M Enterprises, LTD	11	Anthony R. Erricola	Yes	N/A	01/10/2018	Sample
Eagle Laundry Inc.	25	Edward J. Stenovitch	Yes	Edward J. Stenovitch	12/11/2018	Follow Up
Eagle Laundry Inc.	25	Edward J. Stenovitch	Yes	N/A	11/08/2018	Sample
Eagle Laundry Inc.	25	Edward J. Stenovitch	Yes	Edward J. Stenovitch	07/19/2018	Annual
Eagle Laundry Inc.	25	Edward J. Stenovitch	Yes	N/A	05/02/2018	Sample
Eagle Laundry Inc.	25	Edward J. Stenovitch	Yes	Abigail Bernier	02/28/2018	Follow Up
East Coast Screen Printing	99	Anthony R. Erricola	No	Anthony R. Erricola	11/15/2018	Follow Up
East Coast Screen Printing	99	Anthony R. Erricola	No	Anthony R. Erricola	10/19/2018	Follow Up
East Side Cottage, LLC	85	Kyle C. Gannon	No	Kyle C. Gannon	08/31/2018	Follow Up
East Side Periodontics, Ltd.	99	Jared Urban	No	Jared Urban	03/26/2018	Follow Up
East Side Pockets, INC	85	Heather J. Nicholson	No	Brandi-Lyn Colacone	01/16/2018	Follow Up
Eastern Screw Company	26	Travis Costa	No	Travis Costa	11/28/2018	Follow Up
Eastern Screw Company	26	Travis Costa	No	Travis Costa	10/22/2018	Follow Up
Eastern Screw Company	26	Travis Costa	No	Travis Costa	08/07/2018	Follow Up
Eastern Screw Company	26	Travis Costa	No	Travis Costa	06/12/2018	Follow Up
Eastern Screw Company	26	Travis Costa	No	Travis Costa	02/21/2018	Follow Up
Easy Entertaining, Inc.	85	Jared Urban	No	Jared Urban	10/29/2018	Follow Up
Ebisu Restaurant	85	Heather J. Nicholson	No	Brandi-Lyn Colacone	05/29/2018	Follow Up
Edgewood Restaurant Holdings, LLC.	85	Brian E. Steere	No	Brian E. Steere	06/01/2018	Follow Up
Edgewood Restaurant Holdings, LLC.	85	Brian E. Steere	No	Brian E. Steere	01/12/2018	Follow Up
El Chapin	85	Heather J. Nicholson	No	Heather J. Nicholson	10/31/2018	Follow Up
El Chapin	85	Heather J. Nicholson	No	Brandi-Lyn Colacone	01/19/2018	Follow Up
El Charo	85	Kyle C. Gannon	No	Kyle C. Gannon	03/27/2018	Initial Inspection
El Eden Express	85	Heather J. Nicholson	No	Brandi-Lyn Colacone	02/16/2018	Follow Up
El Eden Express	85	Heather J. Nicholson	No	Brandi-Lyn Colacone	01/08/2018	Initial Inspection
El Fogon Latino Restaurant, LLC	85	Jared Urban	No	Jared Urban	04/24/2018	Follow Up

**Field's Point
User Inspection History - 2018**

Company Name	Category	Engineer Assigned	Significant	Inspected By	Date	Inspected Type
El Fogonazo Meat Market	71	Heather J. Nicholson	No	Heather J. Nicholson	11/07/2018	Follow Up
El Quiche Bakery Store, Inc.	81	Brian E. Steere	No	Brian E. Steere	08/22/2018	Follow Up
El Rancho Grande	85	Jared Urban	No	Jared Urban	11/27/2018	Follow Up
El Rey De Las Pupusas	85	Heather J. Nicholson	No	Brandi-Lyn Colacone	02/20/2018	Follow Up
El Vecinos Supermarket	81	Anthony R. Erricola	No	Anthony R. Erricola	01/16/2018	Follow Up
Electrolizing, Inc.	11	Anthony R. Erricola	Yes	Anthony R. Erricola	11/19/2018	Follow Up
Electrolizing, Inc.	11	Anthony R. Erricola	Yes	Anthony R. Erricola	08/06/2018	Annual
Electrolizing, Inc.	11	Anthony R. Erricola	Yes	N/A	07/31/2018	Sample
Electrolizing, Inc.	11	Anthony R. Erricola	Yes	Anthony R. Erricola	06/26/2018	Follow Up
Electrolizing, Inc.	11	Anthony R. Erricola	Yes	Anthony R. Erricola	02/05/2018	Follow Up
Electrolizing, Inc.	11	Anthony R. Erricola	Yes	N/A	01/10/2018	Sample
Ellie's Bakery	85	Michael McBurney	No	Michael McBurney	01/03/2018	Follow Up
Elmwood Avenue Church of God	85	Jared Urban	No	Jared Urban	11/27/2018	Follow Up
Elmwood Health Center	86	Heather J. Nicholson	No	Heather J. Nicholson	12/06/2018	Follow Up
Elmwood Health Center	86	Heather J. Nicholson	No	Brian E. Steere	10/16/2018	Follow Up
Elmwood Ultra Clean Laundry	71	Jared Urban	No	Jared Urban	04/11/2018	Follow Up
Empire Restaurant Holdings	74	Michael McBurney	No	Michael McBurney	01/03/2018	Initial Inspection
Enrission	85	Jared Urban	No	Jared Urban	11/13/2018	Follow Up
Enterprise Rent-A-Car of R.I. (Johnston)	37	Nathan P. Daggett	No	Nathan P. Daggett	12/27/2018	Follow Up
Enterprise Rent-A-Car of R.I. (Johnston)	37	Nathan P. Daggett	No	Nathan P. Daggett	06/27/2018	Follow Up
Epivax, Inc.	95	Edward J. Stenovitch	No	Edward J. Stenovitch	07/03/2018	Initial Inspection
Equilon Enterprises LLC	37	Travis Costa	No	Travis Costa	12/12/2018	Follow Up
Equilon Enterprises LLC	37	Travis Costa	No	Travis Costa	06/19/2018	Follow Up
ER Jewelry Manufacturing, Inc.	74	Nathan P. Daggett	No	Nathan P. Daggett	08/02/2018	Initial Inspection
Ethan Zamp & Co. Ltd.	85	Brian E. Steere	No	Brian E. Steere	02/27/2018	Follow Up
Excellent Pizza	85	Jared Urban	No	Jared Urban	02/27/2018	Follow Up
Extreme Auto Recondition	97	Michael McBurney	No	Michael McBurney	01/18/2018	Follow Up
Fairfield University Heights LP	86	Jared Urban	No	Jared Urban	03/29/2018	Follow Up
Fairfield University Heights LP	86	Jared Urban	No	Jared Urban	03/29/2018	Follow Up
Fairfield University Heights LP	86	Jared Urban	No	Jared Urban	03/29/2018	Follow Up
Fairfield University Heights, LP	86	Jared Urban	No	Jared Urban	03/29/2018	Follow Up
Fairfield University Heights, LP	86	Jared Urban	No	Jared Urban	03/29/2018	Follow Up
Famiglia e Amici Inc.	85	Michael McBurney	No	Michael McBurney	06/25/2018	Follow Up
Fat Belly's Pub	71	Brian E. Steere	No	Brian E. Steere	01/11/2018	Follow Up
Federal Taphouse & Kitchen	85	Michael McBurney	No	Michael McBurney	10/25/2018	Follow Up
FedEx Ground Package System, Inc.	37	Michael McBurney	No	Michael McBurney	12/13/2018	Follow Up

**Field's Point
User Inspection History - 2018**

Company Name	Category	Engineer Assigned	Significant	Inspected By	Date	Inspected Type
FedEx Ground Package System, Inc.	37	Michael McBurney	No	Michael McBurney	06/19/2018	Follow Up
FedEx Ground Package System, Inc.	37	Michael McBurney	No	Michael McBurney	03/29/2018	Follow Up
Fellini Pizzeria	85	Michael McBurney	No	Michael McBurney	05/24/2018	Follow Up
Ferguson Animal Enterprises Inc.	71	Michael McBurney	No	Michael McBurney	02/27/2018	Follow Up
Ferguson Perforating Company	42	Travis Costa	No	Travis Costa	12/12/2018	Follow Up
Ferguson Perforating Company	42	Travis Costa	No	Travis Costa	06/04/2018	Follow Up
Ferguson Perforating Company	42	Travis Costa	No	Travis Costa	03/06/2018	Meeting
Ferrara's Hometown Bar & Grill	85	Michael McBurney	No	Michael McBurney	11/20/2018	Follow Up
Fertility Solutions	60	Nathan P. Daggett	No	Nathan P. Daggett	10/11/2018	Initial Inspection
FI Management, LLC	92	Anthony R. Erricola	No	Anthony R. Erricola	01/31/2018	Follow Up
Field's Point Treatment Plant	0	Kerry M. Britt	No	Kerry M. Britt	09/24/2018	Annual
Field's Point Treatment Plant	0	Kerry M. Britt	No	Kerry M. Britt	06/14/2018	Follow Up
Firehouse No. 13, LLC	85	Brian E. Steere	No	Brian E. Steere	09/19/2018	Follow Up
First Casting, Inc.	59	Jared Urban	No	Jared Urban	12/12/2018	Follow Up
First Casting, Inc.	59	Jared Urban	No	Jared Urban	06/14/2018	Follow Up
Five Guys	74	Brian E. Steere	No	Brian E. Steere	08/27/2018	Initial Inspection
Flame	74	Brian E. Steere	No	Brian E. Steere	12/27/2018	Special Investigation
Fondue Providence, LLC	71	Brian E. Steere	No	Brian E. Steere	01/31/2018	Follow Up
Forty-Four Donuts, Inc.	85	Heather J. Nicholson	No	Brandi-Lyn Colacone	05/02/2018	Follow Up
Four Season's Restaurant	85	Jared Urban	No	Jared Urban	06/12/2018	Follow Up
Freeway Car Wash	97	Michael McBurney	No	Michael McBurney	09/20/2018	Follow Up
Fresh Pita	85	Michael McBurney	No	Michael McBurney	09/11/2018	Initial Inspection
Friendly Laundromat, Inc.	92	Kyle C. Gannon	No	Kyle C. Gannon	09/24/2018	Follow Up
Friendly Laundromat, Inc.	92	Kyle C. Gannon	No	Kyle C. Gannon	05/25/2018	Follow Up
Friskie Fries	85	Heather J. Nicholson	No	Brandi-Lyn Colacone	04/12/2018	Follow Up
Fuji Chen	85	Kyle C. Gannon	No	Kyle C. Gannon	01/31/2018	Follow Up
Fuji Restaurant Group, Inc.	85	Jared Urban	No	Jared Urban	11/29/2018	Follow Up
G. Tanury Plating Company	11	Nathan P. Daggett	Yes	Nathan P. Daggett	12/19/2018	Follow Up
G. Tanury Plating Company	11	Nathan P. Daggett	Yes	Nathan P. Daggett	09/24/2018	Follow Up
G. Tanury Plating Company	11	Nathan P. Daggett	Yes	N/A	07/23/2018	Sample
G. Tanury Plating Company	11	Nathan P. Daggett	Yes	Nathan P. Daggett	06/13/2018	Follow Up
G. Tanury Plating Company	11	Nathan P. Daggett	Yes	Nathan P. Daggett	04/30/2018	Annual
G. Tanury Plating Company	11	Nathan P. Daggett	Yes	N/A	01/09/2018	Sample
Ganko Ittetsu Ramen	74	Michael McBurney	No	Michael McBurney	08/22/2018	Initial Inspection
Gano Holdings, LLC	86	Jared Urban	No	Jared Urban	08/30/2018	Follow Up
Garden of Eve	85	Heather J. Nicholson	No	Brandi-Lyn Colacone	06/13/2018	Follow Up

**Field's Point
User Inspection History - 2018**

Company Name	Category	Engineer Assigned	Significant	Inspected By	Date	Inspected Type
Ga-Rel Manufacturing Company	44	Travis Costa	No	Travis Costa	12/04/2018	Follow Up
Ga-Rel Manufacturing Company	44	Travis Costa	No	Travis Costa	06/12/2018	Follow Up
Ga-Rel Manufacturing Company	44	Travis Costa	No	Travis Costa	04/09/2018	Follow Up
Gather Glass	60	Nathan P. Daggett	No	Nathan P. Daggett	09/21/2018	Initial Inspection
Genesis Marketing Group - Warren Avenue	42	Anthony R. Erricola	No	Anthony R. Erricola	12/18/2018	Follow Up
Genesis Marketing Group - Warren Avenue	42	Anthony R. Erricola	No	Anthony R. Erricola	06/26/2018	Follow Up
Geneva Diner	85	Heather J. Nicholson	No	Brandi-Lyn Colacone	03/12/2018	Follow Up
Geoff's South Main St.	85	Michael McBurney	No	Michael McBurney	08/22/2018	Follow Up
Geoff's Superlative Sandwiches - Benefit	71	Michael McBurney	No	Michael McBurney	01/25/2018	Follow Up
Gilbane Building Company	53	Jared Urban	No	Jared Urban	12/11/2018	Follow Up
Gilbane Building Company	53	Jared Urban	No	Jared Urban	06/14/2018	Follow Up
Godiva Chocolatier	85	Kyle C. Gannon	No	Kyle C. Gannon	01/31/2018	Follow Up
Golden Pot, Inc.	85	Jared Urban	No	Jared Urban	03/20/2018	Follow Up
Good Fortune Chinese Restaurant	74	Michael McBurney	No	Michael McBurney	02/26/2018	Initial Inspection
Gorditas, Inc.	85	Michael McBurney	No	Michael McBurney	09/17/2018	Follow Up
Gothic Pewter LLC	43	Edward J. Stenovitch	No	Edward J. Stenovitch	12/13/2018	Follow Up
Gothic Pewter LLC	43	Edward J. Stenovitch	No	Nathan P. Daggett	06/04/2018	Follow Up
GQS Providence, Inc.	85	Jared Urban	No	Jared Urban	11/27/2018	Follow Up
Greco Brothers Inc.	71	Edward J. Stenovitch	No	Edward J. Stenovitch	08/30/2018	Follow Up
Greco Brothers Inc.	71	Edward J. Stenovitch	No	Nathan P. Daggett	06/04/2018	Follow Up
Green Apple	85	Michael McBurney	No	Michael McBurney	04/20/2018	Follow Up
Greenville Bakery	74	Brian E. Steere	No	Brian E. Steere	05/30/2018	Follow Up
Greenville Bakery	74	Brian E. Steere	No	Brian E. Steere	02/14/2018	Initial Inspection
Greystone Auto Center	97	Anthony R. Erricola	No	Anthony R. Erricola	04/13/2018	Follow Up
Group Theory	85	Michael McBurney	No	Michael McBurney	10/31/2018	Follow Up
H&S Management, LLC	85	Brian E. Steere	No	Brian E. Steere	11/30/2018	Follow Up
H&S Management, LLC	85	Brian E. Steere	No	Brian E. Steere	08/16/2018	Follow Up
Hamov- Hotov LLC	85	Jared Urban	No	Jared Urban	08/29/2018	Follow Up
Harrison Casting	51	Edward J. Stenovitch	No	Nathan P. Daggett	12/14/2018	Follow Up
Harrison Casting	51	Edward J. Stenovitch	No	Nathan P. Daggett	06/18/2018	Follow Up
Hartford Laundromat, Inc.	92	Jared Urban	No	Jared Urban	10/22/2018	Follow Up
Heng Heng Restaurant	85	Jared Urban	No	Jared Urban	03/16/2018	Follow Up
Hershey's Ice Cream Shake Shop Express	74	Kyle C. Gannon	No	Kyle C. Gannon	10/10/2018	Follow Up
Hershey's Ice Cream Shake Shop Express	74	Kyle C. Gannon	No	Kyle C. Gannon	01/31/2018	Initial Inspection
Hillview Auto Body	97	Anthony R. Erricola	No	N/A	10/23/2018	Sample
Hillview Auto Body	97	Anthony R. Erricola	No	Anthony R. Erricola	07/25/2018	Follow Up

**Field's Point
User Inspection History - 2018**

Company Name	Category	Engineer Assigned	Significant	Inspected By	Date	Inspected Type
Hillview Auto Body	97	Anthony R. Erricola	No	N/A	04/24/2018	Sample
HNR, LLC	85	Heather J. Nicholson	No	Brandi-Lyn Colacone	05/22/2018	Follow Up
Ho Toy	85	Jared Urban	No	Jared Urban	05/21/2018	Follow Up
Hometown Cafe and Poke Bar	74	Jared Urban	No	Jared Urban	12/20/2018	Initial Inspection
Hometown Pizza and Subs	85	Kyle C. Gannon	No	Kyle C. Gannon	10/15/2018	Follow Up
Hometown Pizza and Subs	85	Kyle C. Gannon	No	Kyle C. Gannon	05/30/2018	Follow Up
Honey Dew Donuts (Allens)	85	Brian E. Steere	No	Brian E. Steere	05/08/2018	Follow Up
Hope Street KFC Inc.	85	Jared Urban	No	Jared Urban	12/18/2018	Follow Up
Hopkins Manor Ltd	86	Heather J. Nicholson	No	Brandi-Lyn Colacone	03/12/2018	Follow Up
Hot Club	85	Jared Urban	No	Jared Urban	01/25/2018	Follow Up
Hudson Street Deli, LLC	85	Brian E. Steere	No	Brian E. Steere	09/24/2018	Follow Up
Hunger Puncher	71	Brian E. Steere	No	Brian E. Steere	05/17/2018	Follow Up
Hurd Auto Mall LLC	97	Michael McBurney	No	Michael McBurney	08/21/2018	Follow Up
Hybrid Capital Group, LLC.	60	Nathan P. Daggett	No	Nathan P. Daggett	08/29/2018	Initial Inspection
I. Broomfield & Son, Inc.	41	Edward J. Stenovitch	No	Edward J. Stenovitch	12/11/2018	Follow Up
I. Broomfield & Son, Inc.	41	Edward J. Stenovitch	No	Nathan P. Daggett	06/04/2018	Follow Up
Ideal Plating & Polishing Co., Inc.	11	Edward J. Stenovitch	Yes	Edward J. Stenovitch	12/11/2018	Follow Up
Ideal Plating & Polishing Co., Inc.	11	Edward J. Stenovitch	Yes	N/A	09/19/2018	Sample
Ideal Plating & Polishing Co., Inc.	11	Edward J. Stenovitch	Yes	Edward J. Stenovitch	08/29/2018	Follow Up
Ideal Plating & Polishing Co., Inc.	11	Edward J. Stenovitch	Yes	N/A	07/24/2018	Sample
Ideal Plating & Polishing Co., Inc.	11	Edward J. Stenovitch	Yes	Nathan P. Daggett	05/31/2018	Follow Up
Ideal Plating & Polishing Co., Inc.	11	Edward J. Stenovitch	Yes	N/A	01/29/2018	Sample
Ideal Plating & Polishing Co., Inc.	11	Edward J. Stenovitch	Yes	Nathan P. Daggett	01/11/2018	Annual
IGT	85	Heather J. Nicholson	No	Brandi-Lyn Colacone	01/18/2018	Follow Up
India Restaurant	85	Michael McBurney	No	Michael McBurney	07/24/2018	Follow Up
Induplate LLC	11	Anthony R. Erricola	Yes	Anthony R. Erricola	12/18/2018	Follow Up
Induplate LLC	11	Anthony R. Erricola	Yes	N/A	07/17/2018	Sample
Induplate LLC	11	Anthony R. Erricola	Yes	Anthony R. Erricola	06/21/2018	Follow Up
Induplate LLC	11	Anthony R. Erricola	Yes	Anthony R. Erricola	01/24/2018	Annual
Induplate LLC	11	Anthony R. Erricola	Yes	N/A	01/22/2018	Sample
Industrial Lane Johnston	78	Nathan Dean	No	Nathan P. Daggett	09/24/2018	Industrial Area
International Chromium Plating	11	Edward J. Stenovitch	Yes	Edward J. Stenovitch	12/11/2018	Follow Up
International Chromium Plating	11	Edward J. Stenovitch	Yes	N/A	11/01/2018	Sample
International Chromium Plating	11	Edward J. Stenovitch	Yes	Edward J. Stenovitch	10/30/2018	Annual
International Chromium Plating	11	Edward J. Stenovitch	Yes	Nathan P. Daggett	06/04/2018	Follow Up
International Chromium Plating	11	Edward J. Stenovitch	Yes	N/A	04/10/2018	Sample

**Field's Point
User Inspection History - 2018**

Company Name	Category	Engineer Assigned	Significant	Inspected By	Date	Inspected Type
International Chromium Plating	11	Edward J. Stenovitch	Yes	Nathan P. Daggett	02/28/2018	Follow Up
International Etching, Inc.	11	Edward J. Stenovitch	Yes	Edward J. Stenovitch	12/10/2018	Follow Up
International Etching, Inc.	11	Edward J. Stenovitch	Yes	N/A	11/06/2018	Sample
International Etching, Inc.	11	Edward J. Stenovitch	Yes	Edward J. Stenovitch	06/18/2018	Follow Up
International Etching, Inc.	11	Edward J. Stenovitch	Yes	Nathan P. Daggett	03/27/2018	Annual
International Etching, Inc.	11	Edward J. Stenovitch	Yes	N/A	03/20/2018	Sample
International Insignia Corporation	11	Anthony R. Erricola	Yes	N/A	12/12/2018	Sample
International Insignia Corporation	11	Anthony R. Erricola	Yes	N/A	09/25/2018	Sample
International Insignia Corporation	11	Anthony R. Erricola	Yes	Anthony R. Erricola	08/14/2018	Annual
International Insignia Corporation	11	Anthony R. Erricola	Yes	Anthony R. Erricola	06/19/2018	Follow Up
International Insignia Corporation	11	Anthony R. Erricola	Yes	N/A	03/08/2018	Sample
International Insignia Corporation	11	Anthony R. Erricola	Yes	Anthony R. Erricola	01/02/2018	Follow Up
Ira Green, Inc.	11	Nathan P. Daggett	Yes	Nathan P. Daggett	12/06/2018	Follow Up
Ira Green, Inc.	11	Nathan P. Daggett	Yes	N/A	08/14/2018	Sample
Ira Green, Inc.	11	Nathan P. Daggett	Yes	Nathan P. Daggett	07/05/2018	Follow Up
Ira Green, Inc.	11	Nathan P. Daggett	Yes	Nathan P. Daggett	06/04/2018	Follow Up
Ira Green, Inc.	11	Nathan P. Daggett	Yes	Nathan P. Daggett	03/20/2018	Annual
Ira Green, Inc.	11	Nathan P. Daggett	Yes	N/A	02/20/2018	Sample
Ira Green, Inc.	11	Nathan P. Daggett	Yes	Nathan P. Daggett	01/02/2018	Follow Up
Italia, LLC	85	Heather J. Nicholson	No	Brandi-Lyn Colacone	03/06/2018	Follow Up
Italian Dessert Service Import, Inc.	85	Heather J. Nicholson	No	Brandi-Lyn Colacone	07/06/2018	Follow Up
Izzi Orthodontics	94	Travis Costa	No	Travis Costa	01/18/2018	Follow Up
J & M Convenience Store	85	Jared Urban	No	Jared Urban	06/14/2018	Follow Up
J & W - Athletics Practice Facility	85	Michael McBurney	No	Michael McBurney	02/15/2018	Follow Up
J & W - Cuisinart Center for Culinary Excellence	86	Michael McBurney	No	Michael McBurney	02/15/2018	Follow Up
J & W - Friedman Center	86	Michael McBurney	No	Michael McBurney	02/15/2018	Follow Up
J & W-Harborside Academics	86	Michael McBurney	No	Michael McBurney	02/15/2018	Follow Up
J.F. Skeffington Funeral Home	96	Kyle C. Gannon	No	Kyle C. Gannon	07/18/2018	Meeting
J.M.S. Casting	60	Nathan P. Daggett	No	Nathan P. Daggett	08/29/2018	Follow Up
J.M.V. Pizza & Subs	85	Michael McBurney	No	Michael McBurney	07/11/2018	Follow Up
Jade House	85	Kyle C. Gannon	No	Kyle C. Gannon	05/17/2018	Follow Up
Jahunger	85	Michael McBurney	No	Michael McBurney	04/30/2018	Follow Up
Jains's Laundry, Inc.	92	Kyle C. Gannon	No	Kyle C. Gannon	03/27/2018	Follow Up
JAMRA, Inc.	85	Travis Costa	No	Travis Costa	11/16/2018	Follow Up
Jan Co, Inc.	85	Heather J. Nicholson	No	Brandi-Lyn Colacone	05/02/2018	Follow Up
Jan Co. Central, Inc.	85	Heather J. Nicholson	No	Brandi-Lyn Colacone	05/02/2018	Follow Up

**Field's Point
User Inspection History - 2018**

Company Name	Category	Engineer Assigned	Significant	Inspected By	Date	Inspected Type
Jaques, Ltd.	71	Heather J. Nicholson	No	Brandi-Lyn Colacone	01/16/2018	Follow Up
Jelly Donuts LLC	85	Brian E. Steere	No	Brian E. Steere	08/20/2018	Initial Inspection
Jiang Li, LLC	92	Jared Urban	No	Jared Urban	09/24/2018	Follow Up
Jiang Li, LLC	92	Jared Urban	No	Jared Urban	02/22/2018	Follow Up
JLC Foods, Inc.	85	Jared Urban	No	Jared Urban	01/29/2018	Follow Up
JL's Dana's Sports Lounge	85	Michael McBurney	No	Michael McBurney	12/13/2018	Initial Inspection
JMA Inc.	85	Jared Urban	No	Jared Urban	09/27/2018	Follow Up
JMA Inc.	85	Jared Urban	No	Jared Urban	05/25/2018	Follow Up
Joest LLC	85	Michael McBurney	No	Michael McBurney	09/17/2018	Follow Up
John Rocchio Corp.	40	Nathan Dean	No	Nathan Dean	08/23/2018	Initial Inspection
Johnston Express Wash, LLC	71	Kyle C. Gannon	No	Kyle C. Gannon	08/21/2018	Follow Up
Johnston Express Wash, LLC	71	Kyle C. Gannon	No	Kyle C. Gannon	05/30/2018	Initial Inspection
Johnston Family Dentistry	94	Heather J. Nicholson	No	Brandi-Lyn Colacone	05/22/2018	Follow Up
Johnston Senior Center	86	Jared Urban	No	Jared Urban	06/25/2018	Follow Up
Johnston Taco, LLC	85	Michael McBurney	No	Michael McBurney	08/21/2018	Follow Up
Jozon Enterprises, Inc.	85	Jared Urban	No	Jared Urban	08/29/2018	Follow Up
JPL Enterprises, LLC	81	Jared Urban	No	Jared Urban	04/24/2018	Follow Up
JR's Providence, LLC	85	Michael McBurney	No	Michael McBurney	08/22/2018	Follow Up
JTMJ, LLC	71	Jared Urban	No	Jared Urban	06/20/2018	Follow Up
JTMJ, LLC (Kennedy Plaza)	71	Jared Urban	No	Jared Urban	06/20/2018	Follow Up
Kelly's Car Wash, Inc.	97	Michael McBurney	No	Michael McBurney	07/30/2018	Follow Up
Ken Wok	71	Brian E. Steere	No	Brian E. Steere	11/30/2018	Follow Up
Ken Wok	71	Brian E. Steere	No	Brian E. Steere	08/16/2018	Follow Up
KG Kitchenbar	85	Brian E. Steere	No	Brian E. Steere	07/03/2018	Initial Inspection
Khoo Kitchen	85	Michael McBurney	No	Michael McBurney	09/11/2018	Follow Up
Kitchenbar Restaurant	71	Brian E. Steere	No	Brian E. Steere	07/03/2018	Follow Up
Kitchenbar Restaurant	71	Brian E. Steere	No	Brian E. Steere	04/06/2018	Follow Up
KLEOS-RI	85	Heather J. Nicholson	No	Brandi-Lyn Colacone	06/25/2018	Follow Up
Koi Palace, LLC	85	Brian E. Steere	No	Brian E. Steere	09/11/2018	Follow Up
Kozy Group, LLC	85	Brian E. Steere	No	Brian E. Steere	10/19/2018	Follow Up
Kozy Group, LLC	85	Brian E. Steere	No	Brian E. Steere	03/09/2018	Follow Up
KSB LLC Subway	85	Heather J. Nicholson	No	Brandi-Lyn Colacone	01/08/2018	Follow Up
L T Treats, Inc.	85	Kyle C. Gannon	No	Kyle C. Gannon	01/31/2018	Follow Up
L&R Granite Inc.	42	Anthony R. Erricola	No	Anthony R. Erricola	12/14/2018	Follow Up
L&R Granite Inc.	42	Anthony R. Erricola	No	Anthony R. Erricola	06/18/2018	Follow Up
L.A. Baileys	85	Brian E. Steere	No	Brian E. Steere	09/11/2018	Follow Up

**Field's Point
User Inspection History - 2018**

Company Name	Category	Engineer Assigned	Significant	Inspected By	Date	Inspected Type
L.N.P. Enterprises, Inc.	85	Kyle C. Gannon	No	Kyle C. Gannon	08/31/2018	Follow Up
La Artesa Bakery Inc.	81	Jared Urban	No	Jared Urban	10/29/2018	Follow Up
La Lin Enterprises, Inc.	92	Brian E. Steere	No	Brian E. Steere	10/16/2018	Follow Up
La Lupita Tacos Mexicanos LLC	85	Jared Urban	No	Jared Urban	08/28/2018	Follow Up
La Mei Hot Pot	85	Jared Urban	No	Jared Urban	04/24/2018	Follow Up
La Poblanita Carniceria Mexicana	81	Anthony R. Erricola	No	Anthony R. Erricola	05/01/2018	Follow Up
La Roca Restaurant	85	Jared Urban	No	Jared Urban	06/12/2018	Follow Up
La Rubia Cafeteria	85	Heather J. Nicholson	No	Heather J. Nicholson	11/14/2018	Follow Up
La Rubia Cafeteria	85	Heather J. Nicholson	No	Brandi-Lyn Colacone	06/25/2018	Follow Up
La Rubia Cafeteria	85	Heather J. Nicholson	No	Brandi-Lyn Colacone	02/12/2018	Follow Up
LabCorp	60	Nathan P. Daggett	No	Nathan P. Daggett	10/11/2018	Initial Inspection
Lang's Bowlarama, Inc.	85	Jared Urban	No	Jared Urban	09/27/2018	Initial Inspection
Lang's Bowlarama, Inc.	85	Jared Urban	No	Jared Urban	04/09/2018	Meeting
Lanni Restaurant Group, LLC	85	Jared Urban	No	Jared Urban	03/30/2018	Follow Up
LaSalle Donuts Inc.	85	Brian E. Steere	No	Brian E. Steere	07/26/2018	Follow Up
Laundromax - 1315 Broad Street, LLC	92	Brian E. Steere	No	Brian E. Steere	10/19/2018	Follow Up
Laundromax - 1315 Broad Street, LLC	92	Brian E. Steere	No	Brian E. Steere	03/09/2018	Follow Up
Laundromax - 932 Atwells Ave LLC	92	Brian E. Steere	No	Brian E. Steere	12/18/2018	Follow Up
Laundromax - 932 Atwells Ave LLC	92	Brian E. Steere	No	Brian E. Steere	05/17/2018	Follow Up
Laundromax - Mineral Spring Avenue	92	Brian E. Steere	No	Brian E. Steere	03/27/2018	Initial Inspection
LC Enterprises Inc.	71	Heather J. Nicholson	No	Brandi-Lyn Colacone	05/22/2018	Follow Up
Lifespan Physician Group/Womens Medicine	95	Anthony R. Erricola	No	Anthony R. Erricola	07/25/2018	Initial Inspection
Like No Udder, LLC	85	Michael McBurney	No	Michael McBurney	10/31/2018	Follow Up
L'Image	42	Kyle C. Gannon	No	Kyle C. Gannon	12/13/2018	Follow Up
L'Image	42	Kyle C. Gannon	No	Kyle C. Gannon	06/18/2018	Follow Up
Livi's Pocket LLC	85	Jared Urban	No	Jared Urban	09/04/2018	Follow Up
Livi's Pocket LLC	85	Jared Urban	No	Jared Urban	07/20/2018	Follow Up
Livi's Pocket LLC	85	Jared Urban	No	Jared Urban	01/23/2018	Follow Up
LNP Enterprises, Inc.	85	Michael McBurney	No	Michael McBurney	06/04/2018	Follow Up
Long Live Beer Works	74	Brian E. Steere	No	Brian E. Steere	08/27/2018	Initial Inspection
Long Live Beerworks	89	Brian E. Steere	No	Brian E. Steere	08/27/2018	Follow Up
Long Live Beerworks	89	Brian E. Steere	No	Brian E. Steere	08/09/2018	Follow Up
Lotus Garden	74	Brian E. Steere	No	Brian E. Steere	04/20/2018	Follow Up
Lotus Garden	74	Brian E. Steere	No	Brian E. Steere	03/01/2018	Initial Inspection
Lucky Kitchen	85	Kyle C. Gannon	No	Kyle C. Gannon	08/30/2018	Follow Up
M&M Diner	74	Brian E. Steere	No	Brian E. Steere	12/13/2018	Follow Up

**Field's Point
User Inspection History - 2018**

Company Name	Category	Engineer Assigned	Significant	Inspected By	Date	Inspected Type
M&M Diner	74	Brian E. Steere	No	Brian E. Steere	05/08/2018	Follow Up
M&M Diner	74	Brian E. Steere	No	Brian E. Steere	03/01/2018	Initial Inspection
M&T Super Market	74	Heather J. Nicholson	No	Heather J. Nicholson	11/07/2018	Initial Inspection
M. G. Motors Inc.	97	Michael McBurney	No	Michael McBurney	03/27/2018	Follow Up
Mac-Gray Services, Inc.	92	Michael McBurney	No	Michael McBurney	08/27/2018	Follow Up
Mahr, Inc	52	Edward J. Stenovitch	No	Edward J. Stenovitch	12/11/2018	Follow Up
Mahr, Inc	52	Edward J. Stenovitch	No	Nathan P. Daggett	05/31/2018	Follow Up
Mahr, Inc.	11	Edward J. Stenovitch	Yes	N/A	12/11/2018	Sample
Mahr, Inc.	11	Edward J. Stenovitch	Yes	Edward J. Stenovitch	12/11/2018	Follow Up
Mahr, Inc.	11	Edward J. Stenovitch	Yes	Edward J. Stenovitch	09/25/2018	Follow Up
Mahr, Inc.	11	Edward J. Stenovitch	Yes	N/A	09/05/2018	Sample
Mahr, Inc.	11	Edward J. Stenovitch	Yes	Nathan P. Daggett	05/31/2018	Annual
Mahr, Inc.	11	Edward J. Stenovitch	Yes	Nathan P. Daggett	03/07/2018	Follow Up
Mahr, Inc.	11	Edward J. Stenovitch	Yes	N/A	02/19/2018	Sample
Mainelli Tool & Die, Inc.	42	Edward J. Stenovitch	No	Edward J. Stenovitch	12/11/2018	Follow Up
Mainelli Tool & Die, Inc.	42	Edward J. Stenovitch	No	Edward J. Stenovitch	06/07/2018	Follow Up
Mare Restaurant, LLC	85	Kyle C. Gannon	No	Kyle C. Gannon	03/26/2018	Initial Inspection
Mark Precision, Inc.	42	Anthony R. Erricola	No	Anthony R. Erricola	12/18/2018	Follow Up
Mark Precision, Inc.	42	Anthony R. Erricola	No	Anthony R. Erricola	06/20/2018	Follow Up
Markos Automotive	97	Travis Costa	No	Travis Costa	09/26/2018	Follow Up
Maru-Ken, Inc.	85	Heather J. Nicholson	No	Brandi-Lyn Colacone	03/28/2018	Follow Up
Maru-Ken, Inc.	85	Heather J. Nicholson	No	Brandi-Lyn Colacone	01/10/2018	Follow Up
Maya Bakery	81	Brian E. Steere	No	Brian E. Steere	10/25/2018	Follow Up
Maya Guatemala, Inc.	85	Heather J. Nicholson	No	Heather J. Nicholson	11/02/2018	Follow Up
McCormick & Schmick Restaurant	85	Jared Urban	No	Jared Urban	10/22/2018	Follow Up
McDonalds - Branch Avenue	85	Michael McBurney	No	Michael McBurney	04/30/2018	Follow Up
McDonald's/Kristin Foods, Inc.	85	Travis Costa	No	Travis Costa	11/02/2018	Follow Up
McInnis USA, Inc	60	Heather J. Nicholson	No	Brandi-Lyn Colacone	04/18/2018	Follow Up
MCM Technologies	24	Michael McBurney	No	Michael McBurney	12/20/2018	Follow Up
MCM Technologies	24	Michael McBurney	No	Michael McBurney	06/25/2018	Follow Up
MCM Technologies	24	Michael McBurney	No	Michael McBurney	01/16/2018	Follow Up
Mekong Market	81	Michael McBurney	No	Michael McBurney	02/26/2018	Follow Up
Meller Optics, Inc.	27	Travis Costa	No	Travis Costa	12/07/2018	Follow Up
Meller Optics, Inc.	27	Travis Costa	No	Travis Costa	06/14/2018	Follow Up
Meller Optics, Inc.	27	Travis Costa	No	Travis Costa	05/10/2018	Follow Up
Metallurgical Solutions, Inc.	11	Kyle C. Gannon	Yes	Kyle C. Gannon	12/17/2018	Follow Up

**Field's Point
User Inspection History - 2018**

Company Name	Category	Engineer Assigned	Significant	Inspected By	Date	Inspected Type
Metallurgical Solutions, Inc.	11	Kyle C. Gannon	Yes	N/A	09/06/2018	Sample
Metallurgical Solutions, Inc.	11	Kyle C. Gannon	Yes	Kyle C. Gannon	08/15/2018	Annual
Metallurgical Solutions, Inc.	11	Kyle C. Gannon	Yes	Kyle C. Gannon	06/28/2018	Follow Up
Metallurgical Solutions, Inc.	11	Kyle C. Gannon	Yes	Kyle C. Gannon	03/28/2018	Follow Up
Metallurgical Solutions, Inc.	11	Kyle C. Gannon	Yes	N/A	03/12/2018	Sample
Mi Guatemala Restaurant	85	Brian E. Steere	No	Brian E. Steere	12/18/2018	Follow Up
Mi Hacienda Restaurant	85	Jared Urban	No	Jared Urban	03/26/2018	Follow Up
Mi Hacienda Restaurant	85	Jared Urban	No	Jared Urban	01/25/2018	Follow Up
Mi Quisqueya Supermarket	81	Anthony R. Erricola	No	Anthony R. Erricola	03/28/2018	Follow Up
Mill Street Industrial Area	78	Nathan Dean	No	Jared Urban	09/10/2018	Industrial Area
Mill Street Industrial Area	78	Nathan Dean	No	Nathan P. Daggett	09/10/2018	Industrial Area
Mills Coffee Roasting Co.	89	Brian E. Steere	No	Brian E. Steere	03/01/2018	Follow Up
Mills Tavern	85	Brian E. Steere	No	Brian E. Steere	02/27/2018	Follow Up
Mineral Spring Holdings, LLC	71	Kyle C. Gannon	No	Kyle C. Gannon	08/20/2018	Follow Up
Minetin Frozen Yogurt	85	Brian E. Steere	No	Brian E. Steere	01/31/2018	Follow Up
Miriam Hospital	90	Anthony R. Erricola	No	Anthony R. Erricola	08/30/2018	Follow Up
Mohegan Johnston (SM) Subs, LLC	85	Michael McBurney	No	Michael McBurney	12/03/2018	Initial Inspection
Mohegan Johnston (SM), LLC	85	Michael McBurney	No	Michael McBurney	08/27/2018	Follow Up
Mold Med LLC	60	Edward J. Stenovitch	No	Edward J. Stenovitch	09/24/2018	Initial Inspection
Momo LLC	71	Michael McBurney	No	Michael McBurney	01/03/2018	Follow Up
Monahan-Drabble-Sherman	96	Heather J. Nicholson	No	Brandi-Lyn Colacone	02/12/2018	Follow Up
Monarch Metal Finishing Co. - Aurora St.	11	Anthony R. Erricola	Yes	N/A	12/18/2018	Sample
Monarch Metal Finishing Co. - Aurora St.	11	Anthony R. Erricola	Yes	Anthony R. Erricola	11/15/2018	Special Investigation
Monarch Metal Finishing Co. - Aurora St.	11	Anthony R. Erricola	Yes	Anthony R. Erricola	11/08/2018	Annual
Monarch Metal Finishing Co. - Aurora St.	11	Anthony R. Erricola	Yes	N/A	09/18/2018	Sample
Monarch Metal Finishing Co. - Aurora St.	11	Anthony R. Erricola	Yes	Anthony R. Erricola	06/19/2018	Follow Up
Monarch Metal Finishing Co. - Aurora St.	11	Anthony R. Erricola	Yes	N/A	03/29/2018	Sample
Monarch Metal Finishing, Inc.	11	Anthony R. Erricola	Yes	Anthony R. Erricola	12/12/2018	Follow Up
Monarch Metal Finishing, Inc.	11	Anthony R. Erricola	Yes	N/A	10/02/2018	Sample
Monarch Metal Finishing, Inc.	11	Anthony R. Erricola	Yes	N/A	07/31/2018	Sample
Monarch Metal Finishing, Inc.	11	Anthony R. Erricola	Yes	Anthony R. Erricola	07/11/2018	Follow Up
Monarch Metal Finishing, Inc.	11	Anthony R. Erricola	Yes	Anthony R. Erricola	06/19/2018	Follow Up
Monarch Metal Finishing, Inc.	11	Anthony R. Erricola	Yes	Anthony R. Erricola	02/22/2018	Annual
Monarch Metal Finishing, Inc.	11	Anthony R. Erricola	Yes	N/A	01/30/2018	Sample
Monarch Metal Finishing, Inc.	11	Anthony R. Erricola	Yes	Anthony R. Erricola	01/02/2018	Follow Up
Montecristo Restaurant LLC	85	Heather J. Nicholson	No	Heather J. Nicholson	11/19/2018	Follow Up

**Field's Point
User Inspection History - 2018**

Company Name	Category	Engineer Assigned	Significant	Inspected By	Date	Inspected Type
Montecristo Restaurant LLC	85	Heather J. Nicholson	No	Brian E. Steere	10/25/2018	Follow Up
Moody Machine Products, Inc.	21	Travis Costa	No	Travis Costa	12/12/2018	Follow Up
Moody Machine Products, Inc.	21	Travis Costa	No	Nathan P. Daggett	07/12/2018	Follow Up
Moody Machine Products, Inc.	21	Travis Costa	No	Travis Costa	06/04/2018	Follow Up
Moody Machine Products, Inc.	21	Travis Costa	No	Travis Costa	04/11/2018	Follow Up
Moran Foods, LLC	82	Jared Urban	No	Jared Urban	06/25/2018	Follow Up
Moran Foods, LLC	82	Jared Urban	No	Jared Urban	02/27/2018	Follow Up
Moran Transportation Industries, Inc.	52	Edward J. Stenovitch	No	Edward J. Stenovitch	11/28/2018	Follow Up
Moran Transportation Industries, Inc.	52	Edward J. Stenovitch	No	Edward J. Stenovitch	06/12/2018	Follow Up
Morgan Mill Metals, LLC	41	Anthony R. Erricola	No	Anthony R. Erricola	12/14/2018	Follow Up
Morgan Mill Metals, LLC	41	Anthony R. Erricola	No	Anthony R. Erricola	06/18/2018	Follow Up
Mount Pleasant High School	86	Heather J. Nicholson	No	Brandi-Lyn Colacone	02/28/2018	Follow Up
Mule Lighting, Inc.	60	Nathan P. Daggett	No	Nathan P. Daggett	02/09/2018	Initial Inspection
Mundo de Cigar	85	Jared Urban	No	Jared Urban	05/30/2018	Follow Up
Mutual Cornell	95	Anthony R. Erricola	No	Anthony R. Erricola	12/12/2018	Follow Up
Mutual Cornell	95	Anthony R. Erricola	No	Anthony R. Erricola	06/20/2018	Follow Up
Mutual Cornell	95	Anthony R. Erricola	No	Anthony R. Erricola	01/11/2018	Follow Up
Nami Japanese Restaurant	85	Brian E. Steere	No	Brian E. Steere	04/20/2018	Follow Up
Nara, LLC	85	Jared Urban	No	Jared Urban	08/28/2018	Follow Up
Narragansett Improvement Co.	35	Anthony R. Erricola	No	Anthony R. Erricola	10/11/2018	Follow Up
Narragansett Improvement Co.	35	Anthony R. Erricola	No	Anthony R. Erricola	06/19/2018	Follow Up
Narragansett Jewelry	11	Anthony R. Erricola	Yes	Anthony R. Erricola	12/14/2018	Follow Up
Narragansett Jewelry	11	Anthony R. Erricola	Yes	N/A	08/08/2018	Sample
Narragansett Jewelry	11	Anthony R. Erricola	Yes	Anthony R. Erricola	06/11/2018	Follow Up
Narragansett Jewelry	11	Anthony R. Erricola	Yes	Anthony R. Erricola	02/13/2018	Annual
Narragansett Jewelry	11	Anthony R. Erricola	Yes	N/A	02/07/2018	Sample
Naseeb Corporation	85	Heather J. Nicholson	No	Brandi-Lyn Colacone	05/08/2018	Follow Up
National Amusements, Inc.	99	Brian E. Steere	No	Brian E. Steere	01/31/2018	Follow Up
NC Dental, Inc.	94	Travis Costa	No	Travis Costa	03/12/2018	Follow Up
Nettie's Kettle Corn, LLC	81	Brian E. Steere	No	Brian E. Steere	10/09/2018	Follow Up
Nettie's Kettle Corn, LLC	81	Brian E. Steere	No	Brian E. Steere	07/26/2018	Initial Inspection
New China	85	Brian E. Steere	No	Brian E. Steere	10/19/2018	Follow Up
New China	85	Brian E. Steere	No	Brian E. Steere	03/09/2018	Follow Up
New England Petroleum Terminal, LLC.	59	Brian E. Steere	No	Brian E. Steere	12/27/2018	Follow Up
New England Petroleum Terminal, LLC.	59	Brian E. Steere	No	Brian E. Steere	06/18/2018	Follow Up
New Harvest Coffee	85	Michael McBurney	No	Michael McBurney	11/30/2018	Follow Up

**Field's Point
User Inspection History - 2018**

Company Name	Category	Engineer Assigned	Significant	Inspected By	Date	Inspected Type
New Rivers Restaurant Group Inc.	85	Brian E. Steere	No	Brian E. Steere	02/27/2018	Follow Up
New Volpe Tailoring and Cleaning	92	Travis Costa	No	Travis Costa	10/10/2018	Initial Inspection
New Wing Kee B-B-Q & Poultry	85	Brian E. Steere	No	Brian E. Steere	09/19/2018	Follow Up
NGC INC.	81	Michael McBurney	No	N/A	12/12/2018	Sample
NGC INC.	81	Michael McBurney	No	Kerry M. Britt	03/27/2018	Meeting
Nice Slice LLC	85	Heather J. Nicholson	No	Brandi-Lyn Colacone	01/25/2018	Follow Up
Nickel, Brass and Copper Wire, LLC	41	Travis Costa	No	Travis Costa	12/07/2018	Follow Up
Nickel, Brass and Copper Wire, LLC	41	Travis Costa	No	Travis Costa	07/18/2018	Follow Up
Nickel, Brass and Copper Wire, LLC	41	Travis Costa	No	Travis Costa	06/11/2018	Follow Up
Nickel, Brass and Copper Wire, LLC	41	Travis Costa	No	Travis Costa	02/22/2018	Initial Inspection
Nick's Auto Body, Inc.	97	Michael McBurney	No	Michael McBurney	10/25/2018	Follow Up
NNC of Rhode Island, Inc.	97	Michael McBurney	No	Michael McBurney	08/21/2018	Follow Up
Northeast Environmental	95	Kyle C. Gannon	No	Kyle C. Gannon	05/24/2018	Follow Up
Northland Environmental LLC	43	Nathan P. Daggett	No	Nathan P. Daggett	10/09/2018	Follow Up
Northland Environmental LLC	43	Nathan P. Daggett	No	Nathan P. Daggett	05/04/2018	Follow Up
NsGene, Inc.	95	Anthony R. Erricola	No	Anthony R. Erricola	07/12/2018	Follow Up
Nueva San Salvador Bakery, Inc.	81	Michael McBurney	No	Michael McBurney	03/27/2018	Follow Up
Number One Cleaners RI 2016, Inc.	92	Travis Costa	No	Travis Costa	01/24/2018	Follow Up
Nunez Fruits Market	81	Anthony R. Erricola	No	Anthony R. Erricola	02/02/2018	Follow Up
Nunez Fruits Market	81	Anthony R. Erricola	No	Anthony R. Erricola	01/29/2018	Follow Up
Oak 'N' Willow LLC	85	Kyle C. Gannon	No	Kyle C. Gannon	09/28/2018	Follow Up
Oak 'N' Willow LLC	85	Kyle C. Gannon	No	Kyle C. Gannon	07/19/2018	Follow Up
Oak 'N' Willow LLC	85	Kyle C. Gannon	No	Kyle C. Gannon	01/23/2018	Follow Up
Ocean State Donuts, LLC	71	Kyle C. Gannon	No	Kyle C. Gannon	04/24/2018	Initial Inspection
Ocean State Laundry	92	Travis Costa	No	Travis Costa	04/10/2018	Follow Up
Ocean State Metals, Inc.	46	Travis Costa	No	Travis Costa	12/04/2018	Follow Up
Ocean State Metals, Inc.	46	Travis Costa	No	Travis Costa	06/12/2018	Follow Up
Ocean State Peeled Potatoes	81	Kyle C. Gannon	No	Kyle C. Gannon	05/10/2018	Follow Up
Ocean State Peeled Potatoes	81	Kyle C. Gannon	No	N/A	04/16/2018	Sample
Ogie's Trailer Park	85	Michael McBurney	No	Michael McBurney	03/29/2018	Follow Up
Olga's Cup and Saucer, Inc.	71	Brian E. Steere	No	Brian E. Steere	01/11/2018	Follow Up
Olneyville NY System	85	Jared Urban	No	Jared Urban	11/27/2018	Follow Up
Olympic Pizza	85	Brian E. Steere	No	Brian E. Steere	10/19/2018	Follow Up
Olympic Pizza	85	Brian E. Steere	No	Brian E. Steere	03/09/2018	Follow Up
On the Go Laundromat	92	Michael McBurney	No	Michael McBurney	06/25/2018	Follow Up
Orbit Energy Rhode Island, LLC.	34	Nathan P. Daggett	Yes	Nathan P. Daggett	09/12/2018	Meeting

**Field's Point
User Inspection History - 2018**

Company Name	Category	Engineer Assigned	Significant	Inspected By	Date	Inspected Type
Orbit Energy Rhode Island, LLC.	34	Nathan P. Daggett	Yes	Nathan P. Daggett	06/20/2018	Annual
Organic Dyes and Pigments, LLC.	71	Edward J. Stenovitch	Yes	Edward J. Stenovitch	09/21/2018	Follow Up
Organic Dyes and Pigments, LLC.	71	Edward J. Stenovitch	Yes	Nathan P. Daggett	06/12/2018	Annual
Organic Dyes and Pigments, LLC.	71	Edward J. Stenovitch	Yes	N/A	05/01/2018	Sample
Organic Dyes and Pigments, LLC.	71	Edward J. Stenovitch	Yes	N/A	03/21/2018	Sample
Organic Dyes and Pigments, LLC.	71	Edward J. Stenovitch	Yes	Nathan P. Daggett	02/14/2018	Follow Up
Organic Dyes and Pigments, LLC.	71	Edward J. Stenovitch	Yes	N/A	02/06/2018	Sample
OSI/Fleming's, LLC	85	Kyle C. Gannon	No	Kyle C. Gannon	03/28/2018	Special Investigation
P.F. Chang's China Bistro, Inc.	85	Kyle C. Gannon	No	Kyle C. Gannon	01/31/2018	Follow Up
Pablo and Juan Jimenez	82	Anthony R. Erricola	No	Anthony R. Erricola	01/16/2018	Follow Up
Pablo and Juan Jimenez	82	Anthony R. Erricola	No	Anthony R. Erricola	01/10/2018	Meeting
Panaderia El Paisano	82	Michael McBurney	No	Michael McBurney	08/27/2018	Follow Up
Panaderia El Quetzal, Inc.	81	Brian E. Steere	No	Brian E. Steere	10/04/2018	Follow Up
Panaderia El Quetzal, Inc.	81	Brian E. Steere	No	Brian E. Steere	07/23/2018	Follow Up
Panera Bread	85	Brian E. Steere	No	Brian E. Steere	01/31/2018	Follow Up
Papa Gino's	85	Michael McBurney	No	Michael McBurney	12/13/2018	Follow Up
Papa Gino's	85	Michael McBurney	No	Michael McBurney	08/21/2018	Follow Up
Parkside Rotisserie & Bar	85	Michael McBurney	No	Michael McBurney	11/30/2018	Follow Up
Pasta Beach Wayland Square LLC	85	Michael McBurney	No	Michael McBurney	10/31/2018	Follow Up
Pastiche	85	Michael McBurney	No	Michael McBurney	10/25/2018	Follow Up
Pauly Penta's Italian Deli	85	Jared Urban	No	Jared Urban	06/11/2018	Follow Up
Pearl Gray LLC	85	Brian E. Steere	No	Brian E. Steere	08/27/2018	Follow Up
Pepper Dining, Inc.	85	Jared Urban	No	Jared Urban	09/25/2018	Follow Up
Periodontal Associates	94	Anthony R. Erricola	No	Anthony R. Erricola	04/24/2018	Follow Up
Periodontics, Inc.	99	Kyle C. Gannon	No	Kyle C. Gannon	11/06/2018	Follow Up
Periodontics, Inc.	99	Kyle C. Gannon	No	Kyle C. Gannon	03/26/2018	Follow Up
Persimmon Restaurant, LLC	85	Jared Urban	No	Jared Urban	01/25/2018	Follow Up
Pescatore's Seafood, Inc.	81	Brian E. Steere	No	Brian E. Steere	05/30/2018	Follow Up
Peter Pan Bus Lines	37	Travis Costa	No	Travis Costa	12/07/2018	Follow Up
Peter Pan Bus Lines	37	Travis Costa	No	Travis Costa	06/18/2018	Follow Up
PG Foods Inc.	85	Heather J. Nicholson	No	Brandi-Lyn Colacone	01/08/2018	Follow Up
Pierce Manor	86	Jared Urban	No	Jared Urban	02/27/2018	Follow Up
Pilgrim Screw Corporation	11	Anthony R. Erricola	Yes	Anthony R. Erricola	06/26/2018	Follow Up
Pilgrim Screw Corporation	11	Anthony R. Erricola	Yes	Anthony R. Erricola	04/19/2018	Follow Up
Pilgrim Screw Corporation	11	Anthony R. Erricola	Yes	N/A	03/01/2018	Sample
Pilgrim Screw Corporation	11	Anthony R. Erricola	Yes	N/A	01/24/2018	Sample

**Field's Point
User Inspection History - 2018**

Company Name	Category	Engineer Assigned	Significant	Inspected By	Date	Inspected Type
Pilgrim Screw Corporation	11	Anthony R. Erricola	Yes	Anthony R. Erricola	01/23/2018	Annual
Pine Street Ale House	74	Brian E. Steere	No	Brian E. Steere	09/24/2018	Initial Inspection
Pine Street Ale House, LLC	71	Brian E. Steere	No	Brian E. Steere	09/24/2018	Follow Up
Pinelli's Restaurant & Bar	85	Jared Urban	No	Jared Urban	03/27/2018	Initial Inspection
Pinkberry	85	Brian E. Steere	No	Brian E. Steere	05/29/2018	Follow Up
Pinkberry	85	Brian E. Steere	No	Brian E. Steere	01/31/2018	Follow Up
Pio Pio Restaurant	85	Brian E. Steere	No	Brian E. Steere	10/09/2018	Follow Up
Pio Pio Restaurant	85	Brian E. Steere	No	Brian E. Steere	10/01/2018	Meeting
Pitos Restaurant I	85	Heather J. Nicholson	No	Brandi-Lyn Colacone	01/10/2018	Follow Up
Pizza Hut	74	Brian E. Steere	No	Brian E. Steere	11/30/2018	Initial Inspection
Pizza J	85	Brian E. Steere	No	Brian E. Steere	06/20/2018	Follow Up
Pizza Queen - Smith Street	85	Michael McBurney	No	Michael McBurney	05/01/2018	Follow Up
Pizza Queen - Weybosset Street	85	Jared Urban	No	Jared Urban	11/28/2018	Follow Up
Pizza Roma	85	Heather J. Nicholson	No	Brandi-Lyn Colacone	05/22/2018	Follow Up
PJ's Pub of Johnston LLC	85	Michael McBurney	No	Michael McBurney	12/13/2018	Follow Up
PJ's Pub of Johnston LLC	85	Michael McBurney	No	Michael McBurney	02/12/2018	Follow Up
Plainfield Donuts, Inc.	85	Kyle C. Gannon	No	Kyle C. Gannon	11/26/2018	Follow Up
Plainfield Street Mill Complex	78	Nathan Dean	No	Nathan P. Daggett	12/24/2018	Industrial Area
Plainfield Street Mill Complex	78	Nathan Dean	No	Heather J. Nicholson	12/24/2018	Industrial Area
Planned Parenthood of Southern N.E. Inc.	71	Michael McBurney	No	Michael McBurney	06/12/2018	Follow Up
Pocasset Mill Complex	78	Nathan Dean	No	Nathan P. Daggett	09/10/2018	Industrial Area
Pocasset Mill Complex	78	Nathan Dean	No	Jared Urban	09/10/2018	Industrial Area
Pollo Campero	85	Heather J. Nicholson	No	Brandi-Lyn Colacone	06/12/2018	Follow Up
Popeye's Chicken and Biscuits	85	Brian E. Steere	No	Brian E. Steere	01/31/2018	Follow Up
Port of Providence	78	Nathan Dean	No	Michael McBurney	02/14/2018	Industrial Area
Port of Providence	78	Nathan Dean	No	Abigail Bernier	02/14/2018	Industrial Area
Portion Meat Associates	81	Michael McBurney	No	Michael McBurney	03/27/2018	Follow Up
Portland Transmission Co.	71	Kyle C. Gannon	No	Kyle C. Gannon	05/24/2018	Follow Up
Pranzi Catering	85	Jared Urban	No	Jared Urban	03/26/2018	Follow Up
PRI I	85	Michael McBurney	No	Michael McBurney	09/17/2018	Follow Up
PRI I, LP	86	Michael McBurney	No	Michael McBurney	03/27/2018	Follow Up
Prince Enameling Company, Inc.	42	Jared Urban	No	Jared Urban	12/12/2018	Follow Up
Prince Enameling Company, Inc.	42	Jared Urban	No	Jared Urban	06/14/2018	Follow Up
Princess and Sons Three, LLC	85	Jared Urban	No	Jared Urban	04/26/2018	Follow Up
Princess Enterprises II, Inc.	85	Kyle C. Gannon	No	Kyle C. Gannon	04/26/2018	Follow Up
Pristine Auto Salon	97	Heather J. Nicholson	No	Brandi-Lyn Colacone	06/06/2018	Follow Up

**Field's Point
User Inspection History - 2018**

Company Name	Category	Engineer Assigned	Significant	Inspected By	Date	Inspected Type
Pristine Auto Salon	97	Heather J. Nicholson	No	Kerry M. Britt	04/30/2018	Follow Up
Pristine Auto Salon	97	Heather J. Nicholson	No	Brandi-Lyn Colacone	04/26/2018	Initial Inspection
Promenade Area	78	Nathan Dean	No	Jared Urban	12/06/2018	Industrial Area
Promenade Area	78	Nathan Dean	No	Heather J. Nicholson	12/06/2018	Industrial Area
Prospect CharterCARE SJHSRI, LLC	74	Anthony R. Erricola	No	Anthony R. Erricola	03/08/2018	Follow Up
Prov. Journal Co. - Production Facility	24	Travis Costa	Yes	Travis Costa	12/17/2018	Follow Up
Prov. Journal Co. - Production Facility	24	Travis Costa	Yes	Travis Costa	10/30/2018	Follow Up
Prov. Journal Co. - Production Facility	24	Travis Costa	Yes	N/A	08/28/2018	Sample
Prov. Journal Co. - Production Facility	24	Travis Costa	Yes	Travis Costa	06/12/2018	Follow Up
Prov. Journal Co. - Production Facility	24	Travis Costa	Yes	Travis Costa	04/19/2018	Annual
Prov. Journal Co. - Production Facility	24	Travis Costa	Yes	N/A	02/21/2018	Sample
PROV. PERFORMING ARTS CENTER	60	Anthony R. Erricola	No	Anthony R. Erricola	10/09/2018	Initial Inspection
Providence Auto Body, Inc.	97	Travis Costa	No	Travis Costa	02/23/2018	Follow Up
Providence Auto Body, Inc.	74	Travis Costa	No	Travis Costa	12/20/2018	Initial Inspection
Providence Brewing Company LLC	89	Jared Urban	No	Jared Urban	09/18/2018	Follow Up
Providence Coal Fired Pizza	85	Heather J. Nicholson	No	Brandi-Lyn Colacone	01/25/2018	Follow Up
Providence Community Health Centers, Inc	94	Travis Costa	No	Travis Costa	08/24/2018	Follow Up
Providence Housing Authority	60	Heather J. Nicholson	No	Heather J. Nicholson	12/21/2018	Follow Up
Providence Housing Authority	60	Heather J. Nicholson	No	Brandi-Lyn Colacone	06/22/2018	Follow Up
Providence Oyster Bar	85	Michael McBurney	No	Michael McBurney	10/25/2018	Follow Up
Providence Pancakes, Inc.	85	Jared Urban	No	Jared Urban	12/17/2018	Follow Up
Providence Pancakes, Inc.	85	Jared Urban	No	Jared Urban	03/26/2018	Follow Up
Providence Place Pockets	85	Jared Urban	No	Jared Urban	02/19/2018	Follow Up
Providence Schools	86	Heather J. Nicholson	No	Brandi-Lyn Colacone	03/28/2018	Initial Inspection
Providence Specialty Products	34	Edward J. Stenovitch	Yes	Edward J. Stenovitch	12/20/2018	Follow Up
Providence Specialty Products	34	Edward J. Stenovitch	Yes	Kerry M. Britt	12/05/2018	Meeting
Providence Specialty Products	34	Edward J. Stenovitch	Yes	N/A	11/27/2018	Sample
Providence Specialty Products	34	Edward J. Stenovitch	Yes	Edward J. Stenovitch	08/22/2018	Annual
Providence Specialty Products	34	Edward J. Stenovitch	Yes	Kerry M. Britt	06/12/2018	Meeting
Providence Specialty Products	34	Edward J. Stenovitch	Yes	N/A	05/16/2018	Sample
Providence Water Supply Board	37	Nathan P. Daggett	No	Nathan P. Daggett	12/10/2018	Follow Up
Providence Water Supply Board	37	Nathan P. Daggett	No	Nathan P. Daggett	06/11/2018	Follow Up
Pure Haven, LLC	35	Kyle C. Gannon	No	Kyle C. Gannon	12/13/2018	Follow Up
Pure Haven, LLC	35	Kyle C. Gannon	No	Kyle C. Gannon	06/18/2018	Follow Up
Putnam Street Laundromat Inc.	92	Michael McBurney	No	Michael McBurney	12/28/2018	Follow Up
Putnam Street Laundromat Inc.	92	Michael McBurney	No	Michael McBurney	03/27/2018	Follow Up

**Field's Point
User Inspection History - 2018**

Company Name	Category	Engineer Assigned	Significant	Inspected By	Date	Inspected Type
PVD Bread LLC	85	Brian E. Steere	No	Brian E. Steere	10/04/2018	Follow Up
PVD Bread LLC	85	Brian E. Steere	No	Brian E. Steere	01/11/2018	Initial Inspection
PVDonuts, LLC	85	Travis Costa	No	Travis Costa	04/09/2018	Follow Up
Quality Beef Co., Inc.	81	Michael McBurney	No	Michael McBurney	03/29/2018	Follow Up
Quality Seafood	81	Brian E. Steere	No	Brian E. Steere	05/30/2018	Follow Up
Quality Spraying Technologies	27	Michael McBurney	No	Michael McBurney	12/20/2018	Follow Up
Quality Spraying Technologies	27	Michael McBurney	No	Michael McBurney	06/25/2018	Follow Up
Quality Spraying Technologies	27	Michael McBurney	No	Michael McBurney	01/16/2018	Follow Up
Quest Diagnostics Inc. (Atwood)	95	Kyle C. Gannon	No	Kyle C. Gannon	03/27/2018	Follow Up
R & J Manufacturing Company	24	Kyle C. Gannon	No	Kyle C. Gannon	12/13/2018	Follow Up
R & J Manufacturing Company	24	Kyle C. Gannon	No	Kyle C. Gannon	06/18/2018	Follow Up
R.I.P.T.A. - 750 Elmwood	37	Travis Costa	No	Travis Costa	12/18/2018	Follow Up
R.I.P.T.A. - 750 Elmwood	37	Travis Costa	No	Travis Costa	06/18/2018	Follow Up
R.I.P.T.A. - Bus Cleaning	37	Travis Costa	No	Travis Costa	12/18/2018	Follow Up
R.I.P.T.A. - Bus Cleaning	37	Travis Costa	No	Travis Costa	06/18/2018	Follow Up
R.I.P.T.A. - Para-Transit Facility	37	Travis Costa	No	Travis Costa	12/18/2018	Follow Up
R.I.P.T.A. - Para-Transit Facility	37	Travis Costa	No	Travis Costa	06/18/2018	Follow Up
R.I.P.T.A. - Para-Transit Facility	37	Travis Costa	No	Travis Costa	04/05/2018	Follow Up
R.I.P.T.A.-New Bus Facility	37	Travis Costa	No	Travis Costa	12/18/2018	Follow Up
R.I.P.T.A.-New Bus Facility	37	Travis Costa	No	Travis Costa	06/18/2018	Follow Up
Rain Car Wash	71	Heather J. Nicholson	No	Kerry M. Britt	04/16/2018	Meeting
Rainbow Cleaners, Inc.	92	Michael McBurney	No	Michael McBurney	03/01/2018	Follow Up
Rainbow Water	85	Brian E. Steere	No	Brian E. Steere	10/04/2018	Initial Inspection
Rainbow Water	85	Brian E. Steere	No	Brian E. Steere	07/31/2018	Meeting
Ran-Zan	85	Heather J. Nicholson	No	Brandi-Lyn Colacone	05/31/2018	Follow Up
RCJ Inc.	85	Jared Urban	No	Jared Urban	05/29/2018	Follow Up
Rebel Lounge and Restaurant	85	Michael McBurney	No	Michael McBurney	01/03/2018	Follow Up
Rebelle Artisan Bagels	85	Heather J. Nicholson	No	Brandi-Lyn Colacone	02/16/2018	Follow Up
Rec Room PVD, LLC	74	Jared Urban	No	Jared Urban	04/26/2018	Initial Inspection
Red Ginger	85	Kyle C. Gannon	No	Kyle C. Gannon	05/30/2018	Follow Up
Red Stripe East Side, LLC.	85	Michael McBurney	No	Michael McBurney	10/31/2018	Follow Up
Reservoir Avenue School	86	Heather J. Nicholson	No	Brandi-Lyn Colacone	04/24/2018	Follow Up
Reservoir Triangle	78	Nathan Dean	No	Jared Urban	12/06/2018	Industrial Area
Reservoir Triangle	78	Nathan Dean	No	Heather J. Nicholson	12/06/2018	Industrial Area
Restaurant Mexico Garibaldi	85	Brian E. Steere	No	Brian E. Steere	12/18/2018	Follow Up
Restaurant Mexico Garibaldi	85	Brian E. Steere	No	Brian E. Steere	05/17/2018	Follow Up

**Field's Point
User Inspection History - 2018**

Company Name	Category	Engineer Assigned	Significant	Inspected By	Date	Inspected Type
Rhode Island Billiards Club	85	Brian E. Steere	No	Brian E. Steere	02/08/2018	Follow Up
Rhode Island Blood Center	60	Brian E. Steere	No	Brian E. Steere	03/29/2018	Follow Up
Rhode Island Chemical Corporation	43	Travis Costa	No	Travis Costa	11/27/2018	Follow Up
Rhode Island Chemical Corporation	43	Travis Costa	No	Travis Costa	06/06/2018	Follow Up
Rhode Island Chemical Corporation	43	Travis Costa	No	Travis Costa	02/27/2018	Follow Up
Rhode Island College - Connection 1	89	Brian E. Steere	No	Brian E. Steere	12/20/2018	Follow Up
Rhode Island College - Connection 1	89	Brian E. Steere	No	Brian E. Steere	06/21/2018	Follow Up
Rhode Island College - Connection 2	43	Brian E. Steere	No	Brian E. Steere	12/20/2018	Follow Up
Rhode Island College - Connection 2	43	Brian E. Steere	No	Brian E. Steere	06/21/2018	Follow Up
Rhode Island College - Connection 3	99	Brian E. Steere	No	Brian E. Steere	12/20/2018	Follow Up
Rhode Island College - Connection 3	99	Brian E. Steere	No	Brian E. Steere	06/21/2018	Follow Up
Rhode Island College - Connection 4	86	Brian E. Steere	No	Brian E. Steere	12/20/2018	Follow Up
Rhode Island College - Connection 4	86	Brian E. Steere	No	Brian E. Steere	06/21/2018	Follow Up
Rhode Island Convention Center	86	Kyle C. Gannon	No	Kyle C. Gannon	08/08/2018	Follow Up
Rhode Island Favorite Chicken III, LLC	85	Brian E. Steere	No	Brian E. Steere	11/13/2018	Follow Up
Rhode Island Heat Treating Co.	51	Edward J. Stenovitch	No	Edward J. Stenovitch	11/29/2018	Follow Up
Rhode Island Heat Treating Co.	51	Edward J. Stenovitch	No	Nathan P. Daggett	06/04/2018	Follow Up
Rhode Island Resource Recovery Corp.	34	Nathan P. Daggett	Yes	N/A	10/23/2018	Sample
Rhode Island Resource Recovery Corp.	34	Nathan P. Daggett	Yes	Kerry M. Britt	10/18/2018	Annual
Rhode Island Resource Recovery Corp.	34	Nathan P. Daggett	Yes	N/A	05/01/2018	Sample
Rhode Island Resource Recovery Corp.	34	Nathan P. Daggett	Yes	N/A	04/23/2018	Sample
Rhode Island Resource Recovery Corp.	34	Nathan P. Daggett	Yes	Nathan P. Daggett	03/26/2018	Follow Up
Rhode Island Resource Recovery Corp.	34	Nathan P. Daggett	Yes	Nathan P. Daggett	03/22/2018	Meeting
Rhode Island Resource Recovery Corp.	34	Nathan P. Daggett	Yes	N/A	02/06/2018	Sample
Rhode Rockets Inc.	85	Michael McBurney	No	Michael McBurney	01/31/2018	Follow Up
RI Doughnut Venture Group, LLC	85	Michael McBurney	No	Michael McBurney	11/30/2018	Follow Up
RI Yummy	85	Brian E. Steere	No	Brian E. Steere	10/04/2018	Initial Inspection
RI Yummy	85	Brian E. Steere	No	Brian E. Steere	08/21/2018	Meeting
RIBC Properties, LLC	95	Brian E. Steere	No	Brian E. Steere	03/29/2018	Follow Up
Rich Group	52	Travis Costa	No	Travis Costa	11/16/2018	Follow Up
Rich Group	52	Travis Costa	No	Travis Costa	06/12/2018	Follow Up
Rich Group	52	Travis Costa	No	Travis Costa	02/21/2018	Follow Up
Riffraff, LLC	60	Heather J. Nicholson	No	Brandi-Lyn Colacone	02/02/2018	Follow Up
RISD - 15 Westminster Street	86	Kyle C. Gannon	No	Kyle C. Gannon	10/22/2018	Follow Up
RISD - Auditorium	84	Kyle C. Gannon	No	Kyle C. Gannon	10/22/2018	Follow Up
RISD - Bank Building	99	Kyle C. Gannon	No	Kyle C. Gannon	10/22/2018	Follow Up

**Field's Point
User Inspection History - 2018**

Company Name	Category	Engineer Assigned	Significant	Inspected By	Date	Inspected Type
RISD - Bayard-Ewing Building	99	Kyle C. Gannon	No	Kyle C. Gannon	10/22/2018	Follow Up
RISD - Benson Hall	24	Kyle C. Gannon	No	Kyle C. Gannon	12/21/2018	Follow Up
RISD - Benson Hall	24	Kyle C. Gannon	No	Kyle C. Gannon	06/26/2018	Follow Up
RISD - Central Power Plant	52	Kyle C. Gannon	No	Kyle C. Gannon	12/21/2018	Follow Up
RISD - Central Power Plant	52	Kyle C. Gannon	No	Kyle C. Gannon	06/26/2018	Follow Up
RISD - College Building	23	Kyle C. Gannon	No	Kyle C. Gannon	12/21/2018	Follow Up
RISD - College Building	23	Kyle C. Gannon	No	Kyle C. Gannon	06/26/2018	Follow Up
RISD - Design Center	93	Kyle C. Gannon	No	Kyle C. Gannon	10/22/2018	Follow Up
RISD - Dexter House Garage	99	Kyle C. Gannon	No	Kyle C. Gannon	10/22/2018	Follow Up
RISD - East Hall	86	Kyle C. Gannon	No	Kyle C. Gannon	10/22/2018	Follow Up
RISD - Homer Hall	86	Kyle C. Gannon	No	Kyle C. Gannon	10/22/2018	Follow Up
RISD - Industrial Design Building	99	Kyle C. Gannon	No	Kyle C. Gannon	10/22/2018	Follow Up
RISD - Market House	84	Kyle C. Gannon	No	Kyle C. Gannon	10/22/2018	Follow Up
RISD - Memorial Hall	99	Kyle C. Gannon	No	Kyle C. Gannon	10/22/2018	Follow Up
RISD - Metcalf Building	43	Kyle C. Gannon	No	Kyle C. Gannon	12/21/2018	Follow Up
RISD - Metcalf Building	43	Kyle C. Gannon	No	Kyle C. Gannon	06/26/2018	Follow Up
RISD - Museum	85	Kyle C. Gannon	No	Kyle C. Gannon	10/22/2018	Follow Up
RISD - Nickerson Hall	86	Kyle C. Gannon	No	Kyle C. Gannon	10/22/2018	Follow Up
RISD - Refectory	85	Kyle C. Gannon	No	Kyle C. Gannon	10/22/2018	Follow Up
RISD - South Hall	86	Kyle C. Gannon	No	Kyle C. Gannon	10/22/2018	Follow Up
RISD - Washington Building	99	Kyle C. Gannon	No	Kyle C. Gannon	10/22/2018	Follow Up
RISD - Waterman Building	99	Kyle C. Gannon	No	Kyle C. Gannon	10/22/2018	Follow Up
RISD - Winston Clock Tower	53	Kyle C. Gannon	No	Kyle C. Gannon	12/21/2018	Follow Up
RISD - Winston Clock Tower	53	Kyle C. Gannon	No	Kyle C. Gannon	10/22/2018	Follow Up
RISD - Winston Clock Tower	53	Kyle C. Gannon	No	Kyle C. Gannon	06/26/2018	Follow Up
RISD-Colonial Apartments	86	Kyle C. Gannon	No	Kyle C. Gannon	10/22/2018	Follow Up
RISD-Illustration Studies Building	84	Kyle C. Gannon	No	Kyle C. Gannon	10/22/2018	Follow Up
RISD-What Cheer Garage	84	Kyle C. Gannon	No	Kyle C. Gannon	10/22/2018	Follow Up
Ristorante Lucia	85	Michael McBurney	No	Michael McBurney	04/20/2018	Follow Up
River Avenue Industrial Area	78	Nathan Dean	No	Brandi-Lyn Colacone	07/06/2018	Industrial Area
RJ Franco Inc.	85	Jared Urban	No	Jared Urban	12/20/2018	Follow Up
Roberts Polishing	46	Kyle C. Gannon	No	Kyle C. Gannon	11/26/2018	Follow Up
Roberts Polishing	46	Kyle C. Gannon	No	Kyle C. Gannon	06/18/2018	Follow Up
Rogue Island Group LLC	85	Michael McBurney	No	Michael McBurney	11/30/2018	Follow Up
ROM Deli, Inc.	85	Michael McBurney	No	Michael McBurney	01/03/2018	Follow Up
Ronit Corporation	85	Kyle C. Gannon	No	Kyle C. Gannon	04/24/2018	Follow Up

**Field's Point
User Inspection History - 2018**

Company Name	Category	Engineer Assigned	Significant	Inspected By	Date	Inspected Type
Ron's Pastry Gourmet	81	Kyle C. Gannon	No	Kyle C. Gannon	07/25/2018	Follow Up
Rossi's Cold Cuts & Deli	71	Michael McBurney	No	Michael McBurney	05/21/2018	Follow Up
Royal Little Drive Industrial Park	78	Nathan Dean	No	Michael McBurney	09/07/2018	Industrial Area
Royal Little Drive Industrial Park	78	Nathan Dean	No	Nathan P. Daggett	09/07/2018	Industrial Area
Ruby Tuesday #4628	71	Heather J. Nicholson	No	Jared Urban	09/10/2018	Follow Up
Ruby Tuesday #4628	71	Heather J. Nicholson	No	Brandi-Lyn Colacone	05/10/2018	Follow Up
Ruby, Inc.	71	Michael McBurney	No	Michael McBurney	09/17/2018	Follow Up
Rue Bis	85	Heather J. Nicholson	No	Brandi-Lyn Colacone	07/11/2018	Follow Up
RVS Mfg. Co.	41	Travis Costa	No	Travis Costa	12/04/2018	Follow Up
RVS Mfg. Co.	41	Travis Costa	No	Travis Costa	10/05/2018	Follow Up
RVS Mfg. Co.	41	Travis Costa	No	Travis Costa	06/12/2018	Follow Up
S.B. Winsor Dairy	84	Edward J. Stenovitch	No	Nathan P. Daggett	01/26/2018	Follow Up
Sage Manufacturing Company, Inc.	43	Anthony R. Erricola	No	Anthony R. Erricola	12/12/2018	Follow Up
Sage Manufacturing Company, Inc.	43	Anthony R. Erricola	No	Anthony R. Erricola	06/20/2018	Follow Up
Saint Elizabeth Assisted Living	86	Jared Urban	No	Jared Urban	11/28/2018	Follow Up
Salted Slate, Inc.	85	Jared Urban	No	Jared Urban	04/24/2018	Follow Up
Salted Slate, Inc.	85	Jared Urban	No	Jared Urban	02/22/2018	Meeting
Sam's New York System	85	Jared Urban	No	Jared Urban	01/29/2018	Follow Up
Sangtong, LLC	85	Michael McBurney	No	Michael McBurney	04/06/2018	Follow Up
Sans Gluten Artisan Bakery	81	Brian E. Steere	No	Brian E. Steere	08/30/2018	Follow Up
Sans Gluten Artisan Bakery	81	Brian E. Steere	No	Brian E. Steere	03/01/2018	Follow Up
Scarlet Restaurant	85	Heather J. Nicholson	No	Heather J. Nicholson	10/29/2018	Follow Up
Scarlet Restaurant	85	Heather J. Nicholson	No	Jared Urban	10/29/2018	Follow Up
Scarlet Restaurant	85	Heather J. Nicholson	No	Brandi-Lyn Colacone	06/14/2018	Follow Up
Scarlet Restaurant	85	Heather J. Nicholson	No	Brandi-Lyn Colacone	01/19/2018	Follow Up
Schroder's Deli & Catering	85	Michael McBurney	No	Michael McBurney	10/01/2018	Follow Up
Schroder's Deli & Catering	85	Michael McBurney	No	Michael McBurney	05/03/2018	Initial Inspection
Scialo Bros. Bakery	81	Michael McBurney	No	Michael McBurney	06/25/2018	Follow Up
Scrambler's II, Inc.	85	Brian E. Steere	No	Brian E. Steere	11/20/2018	Follow Up
Scrambler's II, Inc.	85	Brian E. Steere	No	Brian E. Steere	05/30/2018	Follow Up
Sea Coast Investment Corp	85	Jared Urban	No	Jared Urban	02/26/2018	Follow Up
Sengduang, LLC	85	Travis Costa	No	Travis Costa	08/24/2018	Initial Inspection
Seven Sisters Restaurant	85	Michael McBurney	No	Michael McBurney	10/25/2018	Follow Up
Seven Stars Bakery	71	Kyle C. Gannon	No	Kyle C. Gannon	08/02/2018	Follow Up
Seven Stars Bakery (Broadway)	71	Kyle C. Gannon	No	Kyle C. Gannon	08/02/2018	Follow Up
Sicilia's Pizzeria	85	Brian E. Steere	No	Brian E. Steere	04/20/2018	Follow Up

**Field's Point
User Inspection History - 2018**

Company Name	Category	Engineer Assigned	Significant	Inspected By	Date	Inspected Type
Siena, Inc.	85	Michael McBurney	No	Michael McBurney	09/17/2018	Follow Up
Simplex Engine & Machine, Inc.	42	Kyle C. Gannon	No	Kyle C. Gannon	12/18/2018	Follow Up
Simplex Engine & Machine, Inc.	42	Kyle C. Gannon	No	Kyle C. Gannon	06/20/2018	Follow Up
Simply Seasonal	85	Michael McBurney	No	Michael McBurney	11/20/2018	Follow Up
Simply Seasonal	85	Michael McBurney	No	Michael McBurney	05/21/2018	Follow Up
Smith Street Donuts, Inc	85	Jared Urban	No	Jared Urban	09/25/2018	Follow Up
Smith Street Little Caesars LLC	85	Brian E. Steere	No	Brian E. Steere	11/13/2018	Follow Up
Smithfield Ave Donuts, LLC	85	Michael McBurney	No	Michael McBurney	12/27/2018	Initial Inspection
Snookers Inc.	85	Brian E. Steere	No	Brian E. Steere	01/31/2018	Follow Up
Soban Korean Eatery	85	Brian E. Steere	No	Brian E. Steere	08/08/2018	Initial Inspection
Something Different	71	Brian E. Steere	No	Brian E. Steere	08/16/2018	Follow Up
Sophia Laundromat Inc.	92	Jared Urban	No	Jared Urban	11/27/2018	Follow Up
Sorrento Restaurant	85	Heather J. Nicholson	No	Brandi-Lyn Colacone	03/29/2018	Follow Up
Spectrum Coatings Lab. Inc.	46	Edward J. Stenovitch	No	Edward J. Stenovitch	12/06/2018	Follow Up
Spectrum Coatings Lab. Inc.	46	Edward J. Stenovitch	No	Edward J. Stenovitch	07/12/2018	Follow Up
Spectrum Coatings Lab. Inc.	46	Edward J. Stenovitch	No	Nathan P. Daggett	06/04/2018	Follow Up
Speedy Pizza	85	Brian E. Steere	No	Brian E. Steere	02/08/2018	Follow Up
Spike's Junkyard Dogs	85	Michael McBurney	No	Michael McBurney	09/11/2018	Follow Up
Sprague Energy Corporation	52	Anthony R. Erricola	No	Anthony R. Erricola	12/14/2018	Follow Up
Sprague Energy Corporation	52	Anthony R. Erricola	No	Anthony R. Erricola	07/25/2018	Follow Up
Sprague Energy Corporation	52	Anthony R. Erricola	No	Anthony R. Erricola	02/26/2018	Follow Up
SRC East Side LLC	86	Jared Urban	No	Jared Urban	08/30/2018	Follow Up
Starbucks (Biltmore)	71	Kyle C. Gannon	No	Kyle C. Gannon	02/22/2018	Follow Up
Starbucks (Financial Plaza)	85	Kyle C. Gannon	No	Kyle C. Gannon	02/22/2018	Follow Up
Starbucks Coffee Company #7419	85	Michael McBurney	No	Michael McBurney	10/31/2018	Follow Up
Starbucks Corporation	85	Michael McBurney	No	Michael McBurney	08/27/2018	Follow Up
Subway (Kennedy Plaza)	85	Kyle C. Gannon	No	Kyle C. Gannon	02/22/2018	Follow Up
Sur La Table	85	Kyle C. Gannon	No	Kyle C. Gannon	01/31/2018	Follow Up
Sura 153, Inc.	85	Heather J. Nicholson	No	Brandi-Lyn Colacone	02/20/2018	Follow Up
Surface Coatings, LLC	11	Anthony R. Erricola	Yes	Anthony R. Erricola	12/12/2018	Follow Up
Surface Coatings, LLC	11	Anthony R. Erricola	Yes	N/A	08/15/2018	Sample
Surface Coatings, LLC	11	Anthony R. Erricola	Yes	Anthony R. Erricola	06/19/2018	Follow Up
Surface Coatings, LLC	11	Anthony R. Erricola	Yes	Anthony R. Erricola	04/26/2018	Annual
Surface Coatings, LLC	11	Anthony R. Erricola	Yes	N/A	02/22/2018	Sample
Surface Coatings, LLC	11	Anthony R. Erricola	Yes	Anthony R. Erricola	02/09/2018	Follow Up
Surface Coatings, LLC	11	Anthony R. Erricola	Yes	N/A	01/09/2018	Sample

**Field's Point
User Inspection History - 2018**

Company Name	Category	Engineer Assigned	Significant	Inspected By	Date	Inspected Type
Sushi Cafe	85	Kyle C. Gannon	No	Kyle C. Gannon	01/31/2018	Follow Up
Swan Point Cemetery	97	Travis Costa	No	Travis Costa	01/18/2018	Follow Up
Swash Autowash, LLC	97	Kyle C. Gannon	No	Kyle C. Gannon	09/24/2018	Follow Up
Sydney Providence LLC	85	Heather J. Nicholson	No	Brandi-Lyn Colacone	02/20/2018	Follow Up
T&W Chinese Restaurant, Inc	85	Michael McBurney	No	Michael McBurney	08/27/2018	Follow Up
Taco Bell	85	Brian E. Steere	No	Brian E. Steere	01/31/2018	Follow Up
Tallulah's Taqueria	85	Kyle C. Gannon	No	Kyle C. Gannon	03/26/2018	Follow Up
Technodic, Inc.	11	Anthony R. Erricola	Yes	Anthony R. Erricola	12/12/2018	Follow Up
Technodic, Inc.	11	Anthony R. Erricola	Yes	Anthony R. Erricola	08/21/2018	Annual
Technodic, Inc.	11	Anthony R. Erricola	Yes	N/A	08/02/2018	Sample
Technodic, Inc.	11	Anthony R. Erricola	Yes	Anthony R. Erricola	07/11/2018	Follow Up
Technodic, Inc.	11	Anthony R. Erricola	Yes	Anthony R. Erricola	06/19/2018	Follow Up
Technodic, Inc.	11	Anthony R. Erricola	Yes	Anthony R. Erricola	02/05/2018	Follow Up
Technodic, Inc.	11	Anthony R. Erricola	Yes	N/A	01/30/2018	Sample
Tedesco's Sausage Shop	71	Brian E. Steere	No	Brian E. Steere	12/13/2018	Follow Up
Tedesco's Sausage Shop	71	Brian E. Steere	No	Brian E. Steere	08/30/2018	Follow Up
Tedesco's Sausage Shop	71	Brian E. Steere	No	Brian E. Steere	05/30/2018	Follow Up
Tercat Tool & Die Company, Inc.	46	Anthony R. Erricola	No	Anthony R. Erricola	12/18/2018	Follow Up
Tercat Tool & Die Company, Inc.	46	Anthony R. Erricola	No	Anthony R. Erricola	06/20/2018	Follow Up
Teriyaki House	85	Jared Urban	No	Jared Urban	02/26/2018	Follow Up
The Abbey	85	Michael McBurney	No	Michael McBurney	07/11/2018	Follow Up
The Allied Group	24	Kyle C. Gannon	No	Kyle C. Gannon	12/17/2018	Follow Up
The Allied Group	24	Kyle C. Gannon	No	Kyle C. Gannon	06/11/2018	Follow Up
The Ave Bar & Grill	74	Michael McBurney	No	Michael McBurney	12/13/2018	Initial Inspection
The Billy Taylor House	71	Jared Urban	No	Jared Urban	12/20/2018	Initial Inspection
The Cadillac Lounge	85	Heather J. Nicholson	No	Brandi-Lyn Colacone	03/12/2018	Follow Up
The Cheesecake Factory Restaurants, Inc.	85	Michael McBurney	No	Michael McBurney	01/31/2018	Follow Up
The Corner Pocket Inc.	85	Michael McBurney	No	Michael McBurney	12/13/2018	Follow Up
The Family Cake, LLC	81	Jared Urban	No	Jared Urban	08/28/2018	Initial Inspection
The Foundry Associates	37	Travis Costa	No	Travis Costa	12/03/2018	Follow Up
The Foundry Associates	37	Travis Costa	No	Travis Costa	06/12/2018	Follow Up
The Foundry Associates	37	Travis Costa	No	Travis Costa	05/15/2018	Follow Up
The Genesis Center	86	Heather J. Nicholson	No	Brandi-Lyn Colacone	04/12/2018	Follow Up
The Grande LLC	85	Brian E. Steere	No	Brian E. Steere	04/20/2018	Follow Up
The Laundry Club	92	Jared Urban	No	Jared Urban	03/26/2018	Follow Up
The Original Italian Bakery, Inc.	81	Brian E. Steere	No	Brian E. Steere	11/02/2018	Follow Up

**Field's Point
User Inspection History - 2018**

Company Name	Category	Engineer Assigned	Significant	Inspected By	Date	Inspected Type
The Pizza Gourmet	85	Michael McBurney	No	Michael McBurney	04/30/2018	Follow Up
The Providence Mint, Inc.	44	Anthony R. Erricola	No	Anthony R. Erricola	12/12/2018	Follow Up
The Providence Mint, Inc.	44	Anthony R. Erricola	No	Anthony R. Erricola	06/11/2018	Follow Up
The Salted Slate	85	Heather J. Nicholson	No	Brandi-Lyn Colacone	05/08/2018	Follow Up
The Sandwich Hut	85	Travis Costa	No	Travis Costa	05/09/2018	Follow Up
The Shop on Westminster	85	Michael McBurney	No	Michael McBurney	03/29/2018	Follow Up
The Small Point Cafe	85	Kyle C. Gannon	No	Kyle C. Gannon	08/29/2018	Follow Up
The Vault Lounge	71	Brian E. Steere	No	Brian E. Steere	12/13/2018	Follow Up
The Village, LLC	85	Michael McBurney	No	Michael McBurney	08/22/2018	Follow Up
The Washroom	71	Travis Costa	No	Travis Costa	10/19/2018	Follow Up
The Washroom	71	Travis Costa	No	Travis Costa	09/21/2018	Follow Up
The Whiskey Republic	85	Jared Urban	No	Jared Urban	04/27/2018	Follow Up
This Guy's Pizza	85	Michael McBurney	No	Michael McBurney	11/20/2018	Follow Up
Thomas C. Slater Compassion Center	35	Jared Urban	No	Jared Urban	12/20/2018	Follow Up
Thomas C. Slater Compassion Center	35	Jared Urban	No	Jared Urban	07/17/2018	Follow Up
Thomas C. Slater Compassion Center	35	Jared Urban	No	Jared Urban	04/26/2018	Initial Inspection
Thomas C. Slater Compassion Center	35	Jared Urban	No	Jared Urban	03/28/2018	Meeting
Three Sisters, LLC	85	Travis Costa	No	Travis Costa	07/11/2018	Follow Up
Tienda y Taqueria Puebla	85	Brian E. Steere	No	Brian E. Steere	08/20/2018	Follow Up
Tina's Italian Kitchen	71	Michael McBurney	No	Michael McBurney	01/25/2018	Follow Up
Toast and Eggs	85	Brian E. Steere	No	Brian E. Steere	02/08/2018	Follow Up
Tokyo Restaurant	85	Heather J. Nicholson	No	Brandi-Lyn Colacone	02/20/2018	Follow Up
TOM FOOD LLC	85	Jared Urban	No	Jared Urban	10/23/2018	Follow Up
Tommy's Pizza, Inc.	85	Michael McBurney	No	Michael McBurney	03/27/2018	Follow Up
Tool Craft Inc. / Ru-Mart Inc.	41	Anthony R. Erricola	No	Anthony R. Erricola	12/14/2018	Follow Up
Tool Craft Inc. / Ru-Mart Inc.	41	Anthony R. Erricola	No	Anthony R. Erricola	06/13/2018	Follow Up
Tool Time	85	Jared Urban	No	Jared Urban	02/27/2018	Follow Up
Tortilleria el Quetzal	81	Brian E. Steere	No	Brian E. Steere	10/04/2018	Follow Up
Tortilleria el Quetzal	81	Brian E. Steere	No	Brian E. Steere	07/23/2018	Follow Up
Tower Manufacturing Corp.	27	Travis Costa	No	Travis Costa	12/18/2018	Follow Up
Tower Manufacturing Corp.	27	Travis Costa	No	Travis Costa	06/26/2018	Follow Up
Town Hall Laundromat	92	Travis Costa	No	Travis Costa	10/23/2018	Initial Inspection
Town Laundry	92	Travis Costa	No	Travis Costa	09/26/2018	Follow Up
Travelers Auto Body, Inc.	97	Jared Urban	No	Jared Urban	02/27/2018	Follow Up
Triad Pizza, Inc.	85	Kyle C. Gannon	No	Kyle C. Gannon	05/25/2018	Follow Up
Tri-Jay Company	11	Anthony R. Erricola	Yes	Anthony R. Erricola	12/14/2018	Follow Up

**Field's Point
User Inspection History - 2018**

Company Name	Category	Engineer Assigned	Significant	Inspected By	Date	Inspected Type
Tri-Jay Company	11	Anthony R. Erricola	Yes	N/A	07/18/2018	Sample
Tri-Jay Company	11	Anthony R. Erricola	Yes	Anthony R. Erricola	06/13/2018	Follow Up
Tri-Jay Company	11	Anthony R. Erricola	Yes	Anthony R. Erricola	03/13/2018	Annual
Tri-Jay Company	11	Anthony R. Erricola	Yes	N/A	01/10/2018	Sample
Trinity Brewhouse	85	Michael McBurney	No	Michael McBurney	01/03/2018	Follow Up
Trinity Management Co., LLC	85	Jared Urban	No	Jared Urban	03/20/2018	Follow Up
Tropical Smoothie Cafe	74	Brian E. Steere	No	Brian E. Steere	07/03/2018	Initial Inspection
True Blue Car Wash	97	Kyle C. Gannon	No	Kyle C. Gannon	08/20/2018	Initial Inspection
True Blue Carwash	97	Kyle C. Gannon	No	Kyle C. Gannon	08/21/2018	Initial Inspection
Two 88	85	Michael McBurney	No	Michael McBurney	03/27/2018	Follow Up
U.S. Post Office - VMF	37	Kyle C. Gannon	No	Kyle C. Gannon	12/18/2018	Follow Up
U.S. Post Office - VMF	37	Kyle C. Gannon	No	Kyle C. Gannon	06/13/2018	Follow Up
U.S. Postal Service - P&DC	27	Kyle C. Gannon	No	Kyle C. Gannon	12/18/2018	Follow Up
U.S. Postal Service - P&DC	27	Kyle C. Gannon	No	Kyle C. Gannon	06/13/2018	Follow Up
UCAP	86	Heather J. Nicholson	No	Brandi-Lyn Colacone	04/03/2018	Follow Up
UMelt Weybosset, Inc.	85	Kyle C. Gannon	No	Kyle C. Gannon	08/29/2018	Follow Up
Umicore Thin Film Products	22	Nathan P. Daggett	Yes	Nathan P. Daggett	06/26/2018	Follow Up
Umicore Thin Film Products	22	Nathan P. Daggett	Yes	Nathan P. Daggett	04/10/2018	Follow Up
Umicore Thin Film Products	22	Nathan P. Daggett	Yes	N/A	01/30/2018	Sample
Umicore Thin Film Products	22	Nathan P. Daggett	Yes	N/A	01/24/2018	Sample
Umicore Thin Film Products	22	Nathan P. Daggett	Yes	Nathan P. Daggett	01/18/2018	Annual
Uncle Tonys Pizza and Pasta	85	Brian E. Steere	No	Brian E. Steere	11/30/2018	Follow Up
Unique Plating Company	11	Nathan P. Daggett	Yes	Nathan P. Daggett	12/14/2018	Follow Up
Unique Plating Company	11	Nathan P. Daggett	Yes	N/A	10/17/2018	Sample
Unique Plating Company	11	Nathan P. Daggett	Yes	Nathan P. Daggett	09/18/2018	Annual
Unique Plating Company	11	Nathan P. Daggett	Yes	N/A	08/07/2018	Sample
Unique Plating Company	11	Nathan P. Daggett	Yes	Nathan P. Daggett	06/18/2018	Follow Up
Unique Plating Company	11	Nathan P. Daggett	Yes	N/A	03/06/2018	Sample
Unique Plating Company	11	Nathan P. Daggett	Yes	Nathan P. Daggett	01/23/2018	Follow Up
Univar USA, Inc.	22	Anthony R. Erricola	Yes	Anthony R. Erricola	12/27/2018	Follow Up
Univar USA, Inc.	22	Anthony R. Erricola	Yes	N/A	10/15/2018	Sample
Univar USA, Inc.	22	Anthony R. Erricola	Yes	N/A	10/15/2018	Sample
Univar USA, Inc.	22	Anthony R. Erricola	Yes	Anthony R. Erricola	09/21/2018	Follow Up
Univar USA, Inc.	22	Anthony R. Erricola	Yes	Anthony R. Erricola	05/24/2018	Annual
Univar USA, Inc.	22	Anthony R. Erricola	Yes	N/A	03/01/2018	Sample
Univar USA, Inc.	22	Anthony R. Erricola	Yes	Anthony R. Erricola	02/20/2018	Follow Up

**Field's Point
User Inspection History - 2018**

Company Name	Category	Engineer Assigned	Significant	Inspected By	Date	Inspected Type
Universal Plating Company, Inc.	11	Brian E. Steere	Yes	Brian E. Steere	12/18/2018	Follow Up
Universal Plating Company, Inc.	11	Brian E. Steere	Yes	N/A	12/06/2018	Sample
Universal Plating Company, Inc.	11	Brian E. Steere	Yes	Brian E. Steere	10/25/2018	Follow Up
Universal Plating Company, Inc.	11	Brian E. Steere	Yes	Brian E. Steere	06/20/2018	Follow Up
Universal Plating Company, Inc.	11	Brian E. Steere	Yes	Brian E. Steere	04/24/2018	Follow Up
Universal Plating Company, Inc.	11	Brian E. Steere	Yes	Brian E. Steere	03/29/2018	Annual
Universal Plating Company, Inc.	11	Brian E. Steere	Yes	N/A	03/29/2018	Sample
Uno Of Providence, Inc.	85	Michael McBurney	No	Michael McBurney	01/31/2018	Follow Up
Vanity Entertainment Group LLC	85	Brian E. Steere	No	Brian E. Steere	01/23/2018	Follow Up
Vanuatu Cafe LLC	71	Jared Urban	No	Jared Urban	07/23/2018	Follow Up
Vasilios Pizza	85	Heather J. Nicholson	No	Brandi-Lyn Colacone	03/12/2018	Follow Up
Veazie Street School	86	Heather J. Nicholson	No	Brandi-Lyn Colacone	04/24/2018	Follow Up
Venda Ravioli - Royal Little Drive	81	Brian E. Steere	No	Brian E. Steere	07/25/2018	Follow Up
Villa Italian Kitchen	85	Brian E. Steere	No	Brian E. Steere	01/31/2018	Follow Up
Virginia & Spanish Peanut Co.	81	Jared Urban	No	Jared Urban	02/26/2018	Follow Up
Volpe Tailoring & Cleaning	71	Travis Costa	No	Travis Costa	10/10/2018	Follow Up
Volpe Tailoring & Cleaning	71	Travis Costa	No	Travis Costa	03/12/2018	Follow Up
Waffle	85	Heather J. Nicholson	No	Brandi-Lyn Colacone	05/22/2018	Initial Inspection
Walach Enterprises Providence, LLC	85	Jared Urban	No	Jared Urban	09/26/2018	Follow Up
Walt's Roast Beef- North Providence	71	Jared Urban	No	Jared Urban	06/11/2018	Follow Up
Walt's Roast Beef- North Providence	71	Jared Urban	No	Jared Urban	01/29/2018	Follow Up
WaraWara	85	Michael McBurney	No	Michael McBurney	06/25/2018	Follow Up
Washington Park Area II	78	Nathan Dean	No	Anthony R. Erricola	07/12/2018	Industrial Area
Washington Park Area II	78	Nathan Dean	No	Edward J. Stenovitch	07/12/2018	Industrial Area
Washington Park Area II	78	Nathan Dean	No	Nathan P. Daggett	07/12/2018	Industrial Area
Washington Park Area II	78	Nathan Dean	No	Abigail Bernier	01/23/2018	Industrial Area
Washington Park Area II	78	Nathan Dean	No	Jared Urban	01/23/2018	Industrial Area
Waterfire Providence	97	Travis Costa	No	Travis Costa	05/15/2018	Follow Up
Waterman Grill, LLC	85	Jared Urban	No	Jared Urban	01/25/2018	Follow Up
Waterman Laundromat	92	Jared Urban	No	Jared Urban	01/29/2018	Follow Up
Webster Avenue School	86	Heather J. Nicholson	No	Brandi-Lyn Colacone	04/24/2018	Follow Up
Wendy's International, Inc. (Charles)	85	Kyle C. Gannon	No	Kyle C. Gannon	09/24/2018	Follow Up
Wendy's International, Inc. (Eddy)	85	Kyle C. Gannon	No	Kyle C. Gannon	09/24/2018	Follow Up
Wendy's International, Inc. (Manton)	85	Kyle C. Gannon	No	Kyle C. Gannon	09/24/2018	Follow Up
West Exchange Street	78	Nathan Dean	No	Kyle C. Gannon	04/17/2018	Industrial Area
West Exchange Street	78	Nathan Dean	No	Brian E. Steere	04/17/2018	Industrial Area

**Field's Point
User Inspection History - 2018**

Company Name	Category	Engineer Assigned	Significant	Inspected By	Date	Inspected Type
West Fountain, LLC	85	Jared Urban	No	Jared Urban	01/31/2018	Meeting
West Fountain, LLC	85	Jared Urban	No	Jared Urban	01/24/2018	Follow Up
West River Cafe, LLC	85	Jared Urban	No	Jared Urban	03/28/2018	Follow Up
West Side Diner	85	Michael McBurney	No	Michael McBurney	03/29/2018	Follow Up
White Horse LLC	60	Jared Urban	No	Jared Urban	01/29/2018	Initial Inspection
White Niagara LLC	85	Heather J. Nicholson	No	Brandi-Lyn Colacone	05/08/2018	Initial Inspection
Whole Foods Market Group, Inc.	82	Michael McBurney	No	Michael McBurney	10/31/2018	Follow Up
Whole Foods Market, Inc.	82	Michael McBurney	No	Michael McBurney	10/31/2018	Follow Up
Whytebrook Retirement Investors, LLC	86	Michael McBurney	No	Michael McBurney	03/27/2018	Follow Up
Wicked Fresh Cafe	85	Michael McBurney	No	Michael McBurney	08/21/2018	Follow Up
Wine & Cheese	85	Kyle C. Gannon	No	Kyle C. Gannon	05/24/2018	Follow Up
Wings on 5	74	Brian E. Steere	No	Brian E. Steere	03/27/2018	Follow Up
Wise Guys Deli	85	Michael McBurney	No	Michael McBurney	09/17/2018	Initial Inspection
Wong's Kitchen	85	Jared Urban	No	Jared Urban	08/30/2018	Follow Up
Woonasquatucket Avenue	78	Nathan Dean	No	Brandi-Lyn Colacone	03/21/2018	Industrial Area
Woonasquatucket Avenue	78	Nathan Dean	No	Nathan P. Daggett	03/21/2018	Industrial Area
WVCB	41	Edward J. Stenovitch	No	Edward J. Stenovitch	11/28/2018	Follow Up
WVCB	41	Edward J. Stenovitch	No	Edward J. Stenovitch	06/07/2018	Follow Up
Xeros Inc.	35	Heather J. Nicholson	No	Heather J. Nicholson	12/14/2018	Follow Up
Xeros Inc.	35	Heather J. Nicholson	No	Brandi-Lyn Colacone	06/06/2018	Follow Up
Xeros Inc.	35	Heather J. Nicholson	No	Brandi-Lyn Colacone	03/07/2018	Initial Inspection
Ximedita	49	Anthony R. Erricola	No	Anthony R. Erricola	12/14/2018	Follow Up
Ximedita	49	Anthony R. Erricola	No	Anthony R. Erricola	06/11/2018	Follow Up
Ximedita	49	Anthony R. Erricola	No	Anthony R. Erricola	02/09/2018	Follow Up
Yacht Club Beverages	89	Anthony R. Erricola	No	Anthony R. Erricola	04/13/2018	Follow Up
YAD International LLC	74	Heather J. Nicholson	No	Heather J. Nicholson	12/06/2018	Initial Inspection
Yawalux Corporation	85	Brian E. Steere	No	Brian E. Steere	10/04/2018	Follow Up
YLD Management Inc	85	Brian E. Steere	No	Brian E. Steere	04/20/2018	Follow Up
Zale Hospitality, Inc.	85	Michael McBurney	No	Michael McBurney	04/30/2018	Follow Up
Zayas Solutions, LLC	85	Heather J. Nicholson	No	Heather J. Nicholson	11/01/2018	Follow Up
Zorba's Pizza and Pub	85	Brian E. Steere	No	Brian E. Steere	02/08/2018	Follow Up

USER INSPECTION HISTORY

BUCKLIN POINT

**Bucklin Point
User Inspection History - 2018**

Company Name	Category	Engineer Assigned	Significant	Inspected By	Date	Inspected Type
141 Corporation	85	Michael McBurney	No	Michael McBurney	07/31/2018	Follow Up
1537 Corporation	85	Kyle C. Gannon	No	Kyle C. Gannon	07/24/2018	Follow Up
417 Roosevelt Avenue	78	Nathan Dean	No	Kyle C. Gannon	03/28/2018	Industrial Area
417 Roosevelt Avenue	78	Nathan Dean	No	Michael McBurney	03/28/2018	Industrial Area
417 Roosevelt Avenue	78	Nathan Dean	No	Brian E. Steere	03/28/2018	Industrial Area
560 Mineral Spring Avenue	78	Nathan Dean	No	Nathan P. Daggett	07/27/2018	Industrial Area
560 Mineral Spring Avenue	78	Nathan Dean	No	Brian E. Steere	07/27/2018	Industrial Area
560 Mineral Spring Avenue	78	Nathan Dean	No	Brian E. Steere	02/23/2018	Industrial Area
560 Mineral Spring Avenue	78	Nathan Dean	No	Nathan P. Daggett	02/23/2018	Industrial Area
9W Halo OpCo L.P.	25	Brian E. Steere	Yes	Brian E. Steere	12/19/2018	Annual
9W Halo OpCo L.P.	25	Brian E. Steere	Yes	Brian E. Steere	11/30/2018	Follow Up
9W Halo OpCo L.P.	25	Brian E. Steere	Yes	N/A	11/15/2018	Sample
9W Halo OpCo L.P.	25	Brian E. Steere	Yes	Brian E. Steere	07/03/2018	Follow Up
9W Halo OpCo L.P.	25	Brian E. Steere	Yes	N/A	05/07/2018	Sample
9W Halo OpCo L.P.	25	Brian E. Steere	Yes	Brian E. Steere	02/27/2018	Follow Up
A & M Bakery	85	Brian E. Steere	No	Brian E. Steere	10/25/2018	Follow Up
A & M Bakery	85	Brian E. Steere	No	Brian E. Steere	01/11/2018	Follow Up
A&E Auto	60	Anthony R. Erricola	No	Anthony R. Erricola	09/27/2018	Initial Inspection
A.E.E. Inc.	85	Michael McBurney	No	Michael McBurney	12/27/2018	Follow Up
A.E.E. Inc.	85	Michael McBurney	No	Michael McBurney	02/26/2018	Follow Up
A+J Enterprises, LLC	85	Kyle C. Gannon	No	Kyle C. Gannon	01/25/2018	Follow Up
Accent Plating Company	11	Nathan P. Daggett	Yes	Nathan P. Daggett	11/19/2018	Follow Up
Accent Plating Company	11	Nathan P. Daggett	Yes	N/A	10/02/2018	Sample
Accent Plating Company	11	Nathan P. Daggett	Yes	Nathan P. Daggett	06/21/2018	Annual
Accent Plating Company	11	Nathan P. Daggett	Yes	N/A	05/07/2018	Sample
Accent Plating Company	11	Nathan P. Daggett	Yes	Nathan P. Daggett	02/07/2018	Follow Up
Accu-Care Supply	27	Travis Costa	No	Travis Costa	12/12/2018	Follow Up
Accu-Care Supply	27	Travis Costa	No	Travis Costa	06/04/2018	Follow Up
Accu-Care Supply	27	Travis Costa	No	Travis Costa	03/14/2018	Follow Up
ACS Industries, Inc.	35	Edward J. Stenovitch	No	Edward J. Stenovitch	11/27/2018	Follow Up
ACS Industries, Inc.	35	Edward J. Stenovitch	No	Nathan P. Daggett	06/05/2018	Follow Up
Adelina Productions Inc.	85	Heather J. Nicholson	No	Heather J. Nicholson	11/05/2018	Follow Up
Adelina Productions Inc.	85	Heather J. Nicholson	No	Heather J. Nicholson	11/01/2018	Follow Up
Agar Machining & Welding, Inc.	42	Anthony R. Erricola	No	Anthony R. Erricola	11/16/2018	Follow Up
Agar Machining & Welding, Inc.	42	Anthony R. Erricola	No	Anthony R. Erricola	06/15/2018	Follow Up
Ahmad Pizza, LLC	85	Jared Urban	No	Jared Urban	07/10/2018	Initial Inspection

**Bucklin Point
User Inspection History - 2018**

Company Name	Category	Engineer Assigned	Significant	Inspected By	Date	Inspected Type
Air Filtration Systems	42	Edward J. Stenovitch	No	Edward J. Stenovitch	06/19/2018	Follow Up
Aladdin Club	85	Kyle C. Gannon	No	Kyle C. Gannon	07/25/2018	Follow Up
Allstate Restaurant Equipment	99	Michael McBurney	No	Michael McBurney	11/27/2018	Follow Up
Alves and Sons Bakery	81	Heather J. Nicholson	No	Brandi-Lyn Colacone	01/18/2018	Follow Up
Amanda's Kitchen	85	Jared Urban	No	Jared Urban	01/31/2018	Follow Up
Amica Mutual Insurance Co. - 10	53	Kyle C. Gannon	No	Kyle C. Gannon	12/20/2018	Follow Up
Amica Mutual Insurance Co. - 10	53	Kyle C. Gannon	No	Kyle C. Gannon	06/25/2018	Follow Up
Amica Mutual Insurance Co. - 25	37	Kyle C. Gannon	No	Kyle C. Gannon	12/20/2018	Follow Up
Amica Mutual Insurance Co. - 25	37	Kyle C. Gannon	No	Kyle C. Gannon	06/25/2018	Follow Up
Amica Mutual Insurance Co. - 50	53	Kyle C. Gannon	No	Kyle C. Gannon	12/20/2018	Follow Up
Amica Mutual Insurance Co. - 50	53	Kyle C. Gannon	No	Kyle C. Gannon	06/25/2018	Follow Up
Amica Mutual Insurance Co.-100	86	Kyle C. Gannon	No	Kyle C. Gannon	12/20/2018	Follow Up
Amica Mutual Insurance Co.-100	86	Kyle C. Gannon	No	Kyle C. Gannon	06/25/2018	Follow Up
Anjos Enterprises, Inc.	92	Michael McBurney	No	Michael McBurney	08/22/2018	Follow Up
Antigua Guatemala Bakery	85	Heather J. Nicholson	No	Brandi-Lyn Colacone	01/29/2018	Follow Up
APBVP, Inc.	85	Jared Urban	No	Jared Urban	09/27/2018	Follow Up
Apna Bazar, LLC	85	Travis Costa	No	Travis Costa	07/09/2018	Follow Up
Apple Valley Kenco, Inc.	85	Jared Urban	No	Jared Urban	09/11/2018	Follow Up
Apple Valley Kenco, Inc.	85	Jared Urban	No	Jared Urban	02/16/2018	Follow Up
Arigna Irish Pub & Coal Fire Pizza	74	Travis Costa	No	Travis Costa	04/30/2018	Initial Inspection
ARJK, Inc.	85	Jared Urban	No	Jared Urban	10/22/2018	Follow Up
Armando & Sons Meat Market	82	Michael McBurney	No	Michael McBurney	11/27/2018	Follow Up
Armistice Pizzeria LLC	85	Jared Urban	No	Jared Urban	07/10/2018	Follow Up
ArtVac Corporation	51	Travis Costa	No	Travis Costa	11/27/2018	Follow Up
ArtVac Corporation	51	Travis Costa	No	Travis Costa	05/31/2018	Follow Up
ArtVac Corporation	51	Travis Costa	No	Travis Costa	04/11/2018	Follow Up
Asia Restaurants, Inc.	85	Brian E. Steere	No	Brian E. Steere	11/28/2018	Follow Up
Asia Restaurants, Inc.	85	Brian E. Steere	No	Brian E. Steere	02/20/2018	Follow Up
Aspen Aerogels Rhode Island, LLC	27	Nathan P. Daggett	Yes	N/A	12/05/2018	Sample
Aspen Aerogels Rhode Island, LLC	27	Nathan P. Daggett	Yes	Nathan P. Daggett	11/27/2018	Follow Up
Aspen Aerogels Rhode Island, LLC	27	Nathan P. Daggett	Yes	Nathan P. Daggett	06/28/2018	Annual
Aspen Aerogels Rhode Island, LLC	27	Nathan P. Daggett	Yes	N/A	04/09/2018	Sample
Aspen Aerogels Rhode Island, LLC	27	Nathan P. Daggett	Yes	Nathan P. Daggett	04/05/2018	Follow Up
Auto Parts Group Southwest LLC	42	Nathan P. Daggett	No	Nathan P. Daggett	11/07/2018	Follow Up
Auto Parts Group Southwest LLC	42	Nathan P. Daggett	No	Nathan P. Daggett	06/20/2018	Follow Up
B & L Plastics, Inc.	46	Kyle C. Gannon	No	Kyle C. Gannon	12/21/2018	Follow Up

**Bucklin Point
User Inspection History - 2018**

Company Name	Category	Engineer Assigned	Significant	Inspected By	Date	Inspected Type
B & L Plastics, Inc.	46	Kyle C. Gannon	No	Kyle C. Gannon	07/10/2018	Follow Up
Bake My Day- Broad Street	85	Jared Urban	No	Jared Urban	10/31/2018	Follow Up
Bandidos Mexican Restaurant	74	Kyle C. Gannon	No	Kyle C. Gannon	02/26/2018	Initial Inspection
Bank of America	86	Brian E. Steere	No	Brian E. Steere	11/28/2018	Follow Up
Bank of America	86	Brian E. Steere	No	Brian E. Steere	07/19/2018	Follow Up
Benedict J. Ingegneri Jr. DMD PC Inc.	94	Brian E. Steere	No	Brian E. Steere	06/25/2018	Follow Up
Benjamin III, Inc.	85	Kyle C. Gannon	No	Kyle C. Gannon	11/27/2018	Follow Up
Bernardo Manufacturing	21	Anthony R. Erricola	No	Anthony R. Erricola	12/17/2018	Follow Up
Bernardo Manufacturing	21	Anthony R. Erricola	No	Anthony R. Erricola	10/11/2018	Follow Up
Bernardo Manufacturing	21	Anthony R. Erricola	No	Anthony R. Erricola	06/21/2018	Follow Up
Best Eastern Chinese Restaurant	85	Michael McBurney	No	Michael McBurney	12/27/2018	Follow Up
Best Eastern Chinese Restaurant	85	Michael McBurney	No	Michael McBurney	02/26/2018	Follow Up
Blackstone Health	86	Brian E. Steere	No	Brian E. Steere	11/13/2018	Follow Up
Blackstone Market	81	Heather J. Nicholson	No	Brandi-Lyn Colacone	01/18/2018	Follow Up
Blackstone River Textiles, Inc.	71	Anthony R. Erricola	No	Kyle C. Gannon	02/26/2018	Follow Up
Blackstone Valley Assisted Living	86	Brian E. Steere	No	Brian E. Steere	01/11/2018	Follow Up
Bliss Manufacturing Co., Inc.	11	Travis Costa	Yes	Travis Costa	11/21/2018	Annual
Bliss Manufacturing Co., Inc.	11	Travis Costa	Yes	Travis Costa	10/16/2018	Follow Up
Bliss Manufacturing Co., Inc.	11	Travis Costa	Yes	N/A	08/22/2018	Sample
Bliss Manufacturing Co., Inc.	11	Travis Costa	Yes	Travis Costa	06/15/2018	Follow Up
Bliss Manufacturing Co., Inc.	11	Travis Costa	Yes	Travis Costa	03/14/2018	Follow Up
Bliss Manufacturing Co., Inc.	11	Travis Costa	Yes	N/A	02/27/2018	Sample
BLP Inc.	85	Michael McBurney	No	Michael McBurney	07/30/2018	Follow Up
Blue Line Septic, LLC	80	Travis Costa	No	Brian E. Steere	05/31/2018	Follow Up
Blue Line Septic, LLC	80	Travis Costa	No	Brandi-Lyn Colacone	04/19/2018	Meeting
Blue Line Septic, LLC	80	Travis Costa	No	Brandi-Lyn Colacone	02/01/2018	Follow Up
Boulevard Auto Center	60	Brian E. Steere	No	Brian E. Steere	09/27/2018	Initial Inspection
Broadway Car Wash	97	Michael McBurney	No	Michael McBurney	10/31/2018	Follow Up
Broadway Pizza	85	Heather J. Nicholson	No	Brandi-Lyn Colacone	02/02/2018	Follow Up
Bucket Brewery	71	Brian E. Steere	No	Brian E. Steere	03/28/2018	Follow Up
Bucklin Point Treatment Plant	0	Kerry M. Britt	No	Kerry M. Britt	10/03/2018	Annual
Buffalo Lincoln Associates, LLC	86	Brian E. Steere	No	Brian E. Steere	11/28/2018	Follow Up
Bullard Abrasives Inc	42	Anthony R. Erricola	No	Anthony R. Erricola	11/26/2018	Follow Up
Bullard Abrasives Inc	42	Anthony R. Erricola	No	Anthony R. Erricola	06/14/2018	Follow Up
Burger King - Cedar Street	85	Heather J. Nicholson	No	Brandi-Lyn Colacone	04/13/2018	Follow Up
Burton M. Ogata, D.M.D	94	Jared Urban	No	Jared Urban	09/06/2018	Follow Up

**Bucklin Point
User Inspection History - 2018**

Company Name	Category	Engineer Assigned	Significant	Inspected By	Date	Inspected Type
C & P Enterprises	97	Kyle C. Gannon	No	Kyle C. Gannon	09/25/2018	Follow Up
Cala Fruit Distributors, Inc.	81	Michael McBurney	No	Michael McBurney	11/27/2018	Follow Up
CAMRAC, LLC	37	Nathan P. Daggett	No	Nathan P. Daggett	12/27/2018	Follow Up
CAMRAC, LLC	37	Nathan P. Daggett	No	Nathan P. Daggett	06/25/2018	Follow Up
Carrington Street	78	Nathan Dean	No	Edward J. Stenovitch	06/14/2018	Industrial Area
Carrington Street	78	Nathan Dean	No	Brandi-Lyn Colacone	06/14/2018	Industrial Area
Catanzaros Food Products, Inc.	81	Michael McBurney	No	Michael McBurney	06/12/2018	Follow Up
Celtic Pub, Inc.	85	Jared Urban	No	Jared Urban	05/25/2018	Follow Up
Celtic Pub, Inc.	85	Jared Urban	No	Jared Urban	01/16/2018	Follow Up
Central Auto Radiator, Inc.	59	Michael McBurney	No	Michael McBurney	11/20/2018	Follow Up
Central Auto Radiator, Inc.	59	Michael McBurney	No	Michael McBurney	06/15/2018	Follow Up
Central Falls Provision Co.	81	Michael McBurney	No	Michael McBurney	01/11/2018	Follow Up
Chelo's Restaurant	85	Jared Urban	No	Jared Urban	09/11/2018	Follow Up
Chelo's Restaurant	85	Jared Urban	No	Jared Urban	02/16/2018	Follow Up
Chemart Company	11	Edward J. Stenovitch	Yes	N/A	12/12/2018	Sample
Chemart Company	11	Edward J. Stenovitch	Yes	Edward J. Stenovitch	11/27/2018	Follow Up
Chemart Company	11	Edward J. Stenovitch	Yes	Edward J. Stenovitch	09/26/2018	Follow Up
Chemart Company	11	Edward J. Stenovitch	Yes	N/A	08/29/2018	Sample
Chemart Company	11	Edward J. Stenovitch	Yes	Nathan P. Daggett	06/05/2018	Annual
Chemart Company	11	Edward J. Stenovitch	Yes	Nathan P. Daggett	02/26/2018	Follow Up
Chemart Company	11	Edward J. Stenovitch	Yes	N/A	02/13/2018	Sample
Chengdu Taste Inc. (New)	85	Jared Urban	No	Jared Urban	05/03/2018	Follow Up
Chengdu Taste Inc. (New)	85	Jared Urban	No	Jared Urban	03/20/2018	Follow Up
CHI Kitchen	74	Brian E. Steere	No	Brian E. Steere	07/27/2018	Initial Inspection
China House	85	Heather J. Nicholson	No	Brandi-Lyn Colacone	05/31/2018	Follow Up
Chipotle	85	Brian E. Steere	No	Brian E. Steere	11/28/2018	Follow Up
Chipotle	85	Brian E. Steere	No	Brian E. Steere	05/31/2018	Initial Inspection
Cinemaworld	85	Brian E. Steere	No	Brian E. Steere	02/20/2018	Follow Up
Cintas Corporation	25	Edward J. Stenovitch	Yes	Edward J. Stenovitch	11/21/2018	Follow Up
Cintas Corporation	25	Edward J. Stenovitch	Yes	N/A	11/19/2018	Sample
Cintas Corporation	25	Edward J. Stenovitch	Yes	Edward J. Stenovitch	06/26/2018	Follow Up
Cintas Corporation	25	Edward J. Stenovitch	Yes	N/A	05/08/2018	Sample
Cintas Corporation	25	Edward J. Stenovitch	Yes	Abigail Bernier	01/31/2018	Annual
City of Pawtucket - Public Works	37	Travis Costa	No	Travis Costa	11/29/2018	Follow Up
City of Pawtucket - Public Works	37	Travis Costa	No	Travis Costa	06/04/2018	Follow Up
City of Pawtucket - Public Works	37	Travis Costa	No	Travis Costa	05/24/2018	Meeting

**Bucklin Point
User Inspection History - 2018**

Company Name	Category	Engineer Assigned	Significant	Inspected By	Date	Inspected Type
City of Pawtucket - Public Works	37	Travis Costa	No	Travis Costa	04/18/2018	Follow Up
Cityline Laundry	92	Jared Urban	No	Jared Urban	02/06/2018	Follow Up
CMG Holding Company, LLC	71	Brian E. Steere	No	Brian E. Steere	10/31/2018	Follow Up
Coia Sanitation Services	80	Kyle C. Gannon	No	Heather J. Nicholson	12/28/2018	Follow Up
Coia Sanitation Services	80	Kyle C. Gannon	No	Kyle C. Gannon	04/30/2018	Follow Up
Coia Sanitation Services	80	Kyle C. Gannon	No	Kyle C. Gannon	02/27/2018	Follow Up
Coin-OP	92	Travis Costa	No	Travis Costa	07/11/2018	Follow Up
Compassionate Care Veterinary Clinic	99	Michael McBurney	No	Michael McBurney	07/30/2018	Follow Up
Conopco, Inc. (Site #1)	40	Travis Costa	No	Travis Costa	12/07/2018	Follow Up
Conopco, Inc. (Site #1)	40	Travis Costa	No	N/A	11/28/2018	Sample
Conopco, Inc. (Site #1)	40	Travis Costa	No	Travis Costa	06/06/2018	Follow Up
Conopco, Inc. (Site #1)	40	Travis Costa	No	N/A	03/26/2018	Sample
Conopco, Inc. (Site #2)	71	Travis Costa	No	Travis Costa	06/06/2018	Follow Up
Conrad-Jarvis Corp.	42	Brian E. Steere	No	Brian E. Steere	12/20/2018	Follow Up
Conrad-Jarvis Corp.	42	Brian E. Steere	No	Brian E. Steere	06/18/2018	Follow Up
Continental Plastics & Packaging	35	Anthony R. Erricola	No	Anthony R. Erricola	11/26/2018	Follow Up
Continental Plastics & Packaging	35	Anthony R. Erricola	No	Anthony R. Erricola	06/28/2018	Follow Up
Cooley, Incorporated	53	Travis Costa	No	Travis Costa	12/17/2018	Follow Up
Cooley, Incorporated	53	Travis Costa	No	Travis Costa	06/14/2018	Follow Up
Cooley, Incorporated	53	Travis Costa	No	Travis Costa	03/20/2018	Follow Up
Costa del Sol Restaurant	85	Michael McBurney	No	Michael McBurney	01/11/2018	Follow Up
Cottage Street Donuts	85	Kyle C. Gannon	No	Kyle C. Gannon	07/24/2018	Follow Up
Craft B&B, LLC	85	Jared Urban	No	Jared Urban	11/13/2018	Follow Up
Craft B&B, LLC	85	Jared Urban	No	Jared Urban	07/17/2018	Initial Inspection
Creative Stone Countertops Inc.	42	Michael McBurney	No	Michael McBurney	12/20/2018	Follow Up
Creative Stone Countertops Inc.	42	Michael McBurney	No	Michael McBurney	06/12/2018	Follow Up
Crest Manufacturing Company	52	Michael McBurney	No	Michael McBurney	11/28/2018	Follow Up
Crest Manufacturing Company	52	Michael McBurney	No	Michael McBurney	06/20/2018	Follow Up
Crest Manufacturing Company	52	Michael McBurney	No	Michael McBurney	03/29/2018	Follow Up
Crugnale Bakery	85	Michael McBurney	No	Michael McBurney	07/30/2018	Follow Up
Cumby's	74	Brian E. Steere	No	Brian E. Steere	12/27/2018	Follow Up
CW Lanes and Games	85	Kyle C. Gannon	No	Kyle C. Gannon	02/20/2018	Follow Up
D.J. Providence Co., LLC	85	Jared Urban	No	Jared Urban	04/12/2018	Follow Up
Davenport Restaurant	85	Michael McBurney	No	Michael McBurney	07/30/2018	Follow Up
Davenport's Bar & Grille	85	Brian E. Steere	No	Brian E. Steere	02/22/2018	Follow Up
Dave's Marketplace	82	Michael McBurney	No	Michael McBurney	04/23/2018	Follow Up

**Bucklin Point
User Inspection History - 2018**

Company Name	Category	Engineer Assigned	Significant	Inspected By	Date	Inspected Type
David London and Company	35	Kyle C. Gannon	No	Kyle C. Gannon	12/20/2018	Follow Up
David London and Company	35	Kyle C. Gannon	No	Kyle C. Gannon	06/12/2018	Follow Up
David London and Company	35	Kyle C. Gannon	No	Kyle C. Gannon	04/17/2018	Follow Up
Denison Acquisition Company, LLC	14	Edward J. Stenovitch	Yes	Edward J. Stenovitch	11/21/2018	Follow Up
Denison Acquisition Company, LLC	14	Edward J. Stenovitch	Yes	N/A	10/03/2018	Sample
Denison Acquisition Company, LLC	14	Edward J. Stenovitch	Yes	Edward J. Stenovitch	08/09/2018	Annual
Denison Acquisition Company, LLC	14	Edward J. Stenovitch	Yes	Edward J. Stenovitch	06/13/2018	Follow Up
Denison Acquisition Company, LLC	14	Edward J. Stenovitch	Yes	Nathan P. Daggett	02/22/2018	Follow Up
Denison Acquisition Company, LLC	14	Edward J. Stenovitch	Yes	N/A	02/06/2018	Sample
Dental Group of Pawtucket	94	Brian E. Steere	No	Brian E. Steere	07/24/2018	Follow Up
Dental Group of Pawtucket	94	Brian E. Steere	No	Brian E. Steere	01/25/2018	Follow Up
Dexter Car Wash, Inc.	97	Michael McBurney	No	Michael McBurney	02/26/2018	Follow Up
Dexter Laundromat, Inc.	92	Michael McBurney	No	Michael McBurney	02/26/2018	Follow Up
Dexter Street South Laundry Corp.	92	Travis Costa	No	Travis Costa	07/09/2018	Follow Up
Diamond Hill Dental & Associates	94	Edward J. Stenovitch	No	Edward J. Stenovitch	08/31/2018	Initial Inspection
Diene Group LLC	85	Jared Urban	No	Jared Urban	04/30/2018	Follow Up
Domino's Pizza (Dexter Street)	71	Michael McBurney	No	Michael McBurney	06/18/2018	Follow Up
Don's Lunch	85	Heather J. Nicholson	No	Brandi-Lyn Colacone	03/06/2018	Follow Up
Dooley, LLC	85	Brian E. Steere	No	Brian E. Steere	08/23/2018	Follow Up
Double Dragon	85	Heather J. Nicholson	No	Brandi-Lyn Colacone	03/19/2018	Follow Up
Dufficy Enterprises, Inc.	85	Jared Urban	No	Jared Urban	01/22/2018	Follow Up
Dunkin Donuts - Central Avenue	85	Jared Urban	No	Jared Urban	10/31/2018	Follow Up
Dunkin Donuts - Dexter Street	71	Heather J. Nicholson	No	Brandi-Lyn Colacone	01/29/2018	Follow Up
Dunkin Donuts - Taunton Ave.	85	Jared Urban	No	Jared Urban	08/23/2018	Follow Up
Dunkin Donuts-George Washington Highway	85	Michael McBurney	No	Michael McBurney	05/31/2018	Follow Up
Dupuis Oil	97	Brian E. Steere	No	Brian E. Steere	07/05/2018	Follow Up
E & T Bella Pasta	85	Jared Urban	No	Jared Urban	04/02/2018	Follow Up
East Providence Fire Station #3	97	Michael McBurney	No	Michael McBurney	03/19/2018	Follow Up
Eaton Corporation	11	Anthony R. Erricola	Yes	Anthony R. Erricola	11/16/2018	Follow Up
Eaton Corporation	11	Anthony R. Erricola	Yes	N/A	11/14/2018	Sample
Eaton Corporation	11	Anthony R. Erricola	Yes	Anthony R. Erricola	09/19/2018	Annual
Eaton Corporation	11	Anthony R. Erricola	Yes	Anthony R. Erricola	06/21/2018	Follow Up
Eaton Corporation	11	Anthony R. Erricola	Yes	N/A	04/05/2018	Sample
Eaton Corporation	11	Anthony R. Erricola	Yes	Anthony R. Erricola	03/05/2018	Follow Up
Echo Septic Services LLC	80	Heather J. Nicholson	No	Brian E. Steere	04/30/2018	Follow Up
Ecological Fibers, Inc.	24	Travis Costa	Yes	Travis Costa	11/29/2018	Annual

**Bucklin Point
User Inspection History - 2018**

Company Name	Category	Engineer Assigned	Significant	Inspected By	Date	Inspected Type
Ecological Fibers, Inc.	24	Travis Costa	Yes	Travis Costa	11/21/2018	Follow Up
Ecological Fibers, Inc.	24	Travis Costa	Yes	N/A	11/15/2018	Sample
Ecological Fibers, Inc.	24	Travis Costa	Yes	Travis Costa	09/25/2018	Follow Up
Ecological Fibers, Inc.	24	Travis Costa	Yes	Travis Costa	06/04/2018	Follow Up
Ecological Fibers, Inc.	24	Travis Costa	Yes	N/A	03/06/2018	Sample
Ecological Fibers, Inc.	24	Travis Costa	Yes	Travis Costa	01/09/2018	Annual
EDC Holding, LLC	85	Michael McBurney	No	Michael McBurney	10/31/2018	Follow Up
El Rancho	71	Brian E. Steere	No	Brian E. Steere	03/28/2018	Initial Inspection
El Salvadoreno Restaurant, Inc.	85	Jared Urban	No	Jared Urban	03/20/2018	Follow Up
ELKA Restaurant, Inc.	85	Jared Urban	No	Jared Urban	03/20/2018	Follow Up
Emery's Catering Service, Inc.	85	Michael McBurney	No	Michael McBurney	11/20/2018	Follow Up
Emery's Catering Service, Inc.	85	Michael McBurney	No	Michael McBurney	01/11/2018	Follow Up
Everybody's Favorite Family Restaurant	85	Kyle C. Gannon	No	Kyle C. Gannon	09/27/2018	Follow Up
Express Panda	85	Brian E. Steere	No	Brian E. Steere	09/27/2018	Follow Up
FGX International	59	Anthony R. Erricola	No	Anthony R. Erricola	11/26/2018	Follow Up
FGX International	59	Anthony R. Erricola	No	Anthony R. Erricola	06/28/2018	Follow Up
Finest Seafood Market & Grille	71	Travis Costa	No	Travis Costa	09/05/2018	Follow Up
Finest Seafood Market & Grille	71	Travis Costa	No	Travis Costa	03/06/2018	Follow Up
Finlay Extracts & Ingredients USA, Inc.	34	Travis Costa	No	N/A	12/12/2018	Sample
Finlay Extracts & Ingredients USA, Inc.	34	Travis Costa	No	Travis Costa	11/27/2018	Follow Up
Finlay Extracts & Ingredients USA, Inc.	34	Travis Costa	No	Travis Costa	08/06/2018	Follow Up
Finlay Extracts & Ingredients USA, Inc.	34	Travis Costa	No	Travis Costa	06/06/2018	Follow Up
Fitness International LLC	89	Jared Urban	No	Jared Urban	12/18/2018	Follow Up
Foolproof Brewing Co., LLC	89	Kyle C. Gannon	No	Kyle C. Gannon	09/10/2018	Meeting
Francesca's Restaurant, Inc.	85	Jared Urban	No	Jared Urban	11/29/2018	Follow Up
Frank Lizotte's Glass Co., Inc.	42	Anthony R. Erricola	No	Anthony R. Erricola	12/17/2018	Follow Up
Frank Lizotte's Glass Co., Inc.	42	Anthony R. Erricola	No	Anthony R. Erricola	04/20/2018	Follow Up
Freeway Laundry II	92	Travis Costa	No	Travis Costa	03/22/2018	Follow Up
Froyo World Lincoln	71	Heather J. Nicholson	No	Heather J. Nicholson	11/27/2018	Follow Up
Fujifilm Electronic Materials USA, Inc.	71	Anthony R. Erricola	No	Anthony R. Erricola	06/27/2018	Follow Up
Fuller Packaging, Inc.	52	Brian E. Steere	No	Brian E. Steere	12/19/2018	Follow Up
Fuller Packaging, Inc.	52	Brian E. Steere	No	Brian E. Steere	06/18/2018	Follow Up
Fully Rooted Juicery	74	Brian E. Steere	No	Brian E. Steere	07/27/2018	Initial Inspection
G.B. Donuts of RI Inc.	85	Travis Costa	No	Travis Costa	10/16/2018	Follow Up
G.B. Donuts of RI Inc.	85	Michael McBurney	No	Michael McBurney	04/23/2018	Follow Up
Galito's Restaurant	85	Michael McBurney	No	Michael McBurney	03/19/2018	Follow Up

**Bucklin Point
User Inspection History - 2018**

Company Name	Category	Engineer Assigned	Significant	Inspected By	Date	Inspected Type
Galway Bay	85	Jared Urban	No	Jared Urban	10/31/2018	Follow Up
Garden Grille	85	Michael McBurney	No	Michael McBurney	07/24/2018	Follow Up
Garden Meat Market, LLC	81	Jared Urban	No	Jared Urban	05/29/2018	Follow Up
Garden Meat Market, LLC	81	Jared Urban	No	Jared Urban	02/16/2018	Follow Up
Garden Meat Market, LLC	81	Jared Urban	No	Jared Urban	01/22/2018	Follow Up
Garfield Social Club	85	Michael McBurney	No	Michael McBurney	01/11/2018	Follow Up
Garrity Pub & Restaurant	85	Brian E. Steere	No	Brian E. Steere	07/24/2018	Follow Up
General Cable Industries, LLC	27	Anthony R. Erricola	Yes	Anthony R. Erricola	12/21/2018	Follow Up
General Cable Industries, LLC	27	Anthony R. Erricola	Yes	N/A	09/27/2018	Sample
General Cable Industries, LLC	27	Anthony R. Erricola	Yes	Anthony R. Erricola	06/14/2018	Follow Up
General Cable Industries, LLC	27	Anthony R. Erricola	Yes	Anthony R. Erricola	02/16/2018	Annual
General Cable Industries, LLC	27	Anthony R. Erricola	Yes	N/A	01/23/2018	Sample
General Polymer, Inc.	60	Jared Urban	No	Brian E. Steere	10/25/2018	Follow Up
Generations	86	Brian E. Steere	No	Brian E. Steere	05/31/2018	Follow Up
George Bennett Hwy Central	78	Nathan Dean	No	Brian E. Steere	09/12/2018	Industrial Area
George Bennett Hwy Central	78	Nathan Dean	No	Anthony R. Erricola	09/12/2018	Follow Up
George Bennett Hwy Central	78	Nathan Dean	No	Brian E. Steere	03/28/2018	Industrial Area
George Bennett Hwy Central	78	Nathan Dean	No	Kyle C. Gannon	03/28/2018	Industrial Area
George Bennett Hwy Central	78	Nathan Dean	No	Michael McBurney	03/28/2018	Industrial Area
George Bennett Hwy South	78	Nathan Dean	No	Anthony R. Erricola	09/12/2018	Follow Up
George Bennett Hwy South	78	Nathan Dean	No	Brian E. Steere	09/12/2018	Industrial Area
George Bennett Hwy South	78	Nathan Dean	No	Kyle C. Gannon	03/28/2018	Industrial Area
George Bennett Hwy South	78	Nathan Dean	No	Brian E. Steere	03/28/2018	Industrial Area
George Bennett Hwy South	78	Nathan Dean	No	Michael McBurney	03/28/2018	Industrial Area
Georgia's Restaurant Ltd.	85	Heather J. Nicholson	No	Heather J. Nicholson	11/07/2018	Follow Up
Go Green Building Services, LLC	60	Jared Urban	No	Jared Urban	09/20/2018	Initial Inspection
Godfrey & Wing, Inc.	27	Travis Costa	Yes	N/A	11/20/2018	Sample
Godfrey & Wing, Inc.	27	Travis Costa	Yes	Travis Costa	11/19/2018	Annual
Godfrey & Wing, Inc.	27	Travis Costa	Yes	Travis Costa	06/04/2018	Follow Up
Godfrey & Wing, Inc.	27	Travis Costa	Yes	N/A	04/04/2018	Sample
Godfrey & Wing, Inc.	27	Travis Costa	Yes	Travis Costa	03/14/2018	Follow Up
Golden Li Lai	71	Brian E. Steere	No	Brian E. Steere	10/25/2018	Follow Up
Golden Palace	85	Heather J. Nicholson	No	Brandi-Lyn Colacone	01/29/2018	Follow Up
Greystone of Lincoln, Inc.	42	Anthony R. Erricola	No	Anthony R. Erricola	11/26/2018	Follow Up
Greystone of Lincoln, Inc.	42	Anthony R. Erricola	No	Anthony R. Erricola	06/14/2018	Follow Up
Gripnail Corporation	42	Brian E. Steere	No	Brian E. Steere	12/20/2018	Follow Up

**Bucklin Point
User Inspection History - 2018**

Company Name	Category	Engineer Assigned	Significant	Inspected By	Date	Inspected Type
Gripnail Corporation	42	Brian E. Steere	No	Brian E. Steere	06/27/2018	Follow Up
Harris Industries, Inc.	42	Travis Costa	No	Travis Costa	12/12/2018	Follow Up
Harris Industries, Inc.	42	Travis Costa	No	Travis Costa	11/07/2018	Follow Up
Harris Industries, Inc.	42	Travis Costa	No	Travis Costa	06/11/2018	Follow Up
Harris Industries, Inc.	42	Travis Costa	No	Travis Costa	01/31/2018	Follow Up
Harry's Bar and Burger	74	Brian E. Steere	No	Brian E. Steere	05/31/2018	Follow Up
Harry's Bar and Burger	74	Brian E. Steere	No	Brian E. Steere	04/17/2018	Follow Up
Hartley's Pork Pies	81	Brian E. Steere	No	Brian E. Steere	08/23/2018	Follow Up
Hartley's Pork Pies	81	Brian E. Steere	No	Brian E. Steere	05/31/2018	Follow Up
Hasbro, Inc.	27	Travis Costa	No	Travis Costa	12/12/2018	Follow Up
Hasbro, Inc.	27	Travis Costa	No	Travis Costa	06/04/2018	Follow Up
Hasbro, Inc.	27	Travis Costa	No	Travis Costa	03/06/2018	Follow Up
Hibachi Grill Supreme Buffet Inc.	85	Heather J. Nicholson	No	Brandi-Lyn Colacone	01/24/2018	Follow Up
Highland Corporate Drive	78	Nathan Dean	No	Heather J. Nicholson	12/24/2018	Industrial Area
Highland Corporate Drive	78	Nathan Dean	No	Nathan P. Daggett	12/24/2018	Industrial Area
Highland Dental Group, Inc.	94	Kyle C. Gannon	No	Kyle C. Gannon	07/25/2018	Follow Up
Hindley Manufacturing Company	21	Travis Costa	No	Travis Costa	12/17/2018	Follow Up
Hindley Manufacturing Company	21	Travis Costa	No	Travis Costa	06/11/2018	Follow Up
Hindley Manufacturing Company	21	Travis Costa	No	Travis Costa	04/11/2018	Follow Up
HM Vincent, DMD, LLC	94	Travis Costa	No	Travis Costa	02/08/2018	Follow Up
Holiday Retirement Home, Inc.	86	Brian E. Steere	No	Brian E. Steere	06/25/2018	Follow Up
Honey Dew Donuts (Newport Avenue)	85	Kyle C. Gannon	No	Kyle C. Gannon	01/25/2018	Follow Up
Hope Buffinton Packaging Group, LLC	59	Heather J. Nicholson	No	Heather J. Nicholson	12/19/2018	Follow Up
Hope Buffinton Packaging Group, LLC	59	Heather J. Nicholson	No	Brandi-Lyn Colacone	06/05/2018	Follow Up
Hope Global	23	Travis Costa	No	Travis Costa	12/07/2018	Follow Up
Hope Global	23	Travis Costa	No	Travis Costa	06/06/2018	Follow Up
Hope Global	23	Travis Costa	No	Travis Costa	02/26/2018	Follow Up
Hope Springs Eternal LLC	85	Michael McBurney	No	Michael McBurney	09/11/2018	Follow Up
Hord Crystal Corporation	11	Travis Costa	Yes	Travis Costa	12/11/2018	Follow Up
Hord Crystal Corporation	11	Travis Costa	Yes	Travis Costa	11/08/2018	Meeting
Hord Crystal Corporation	11	Travis Costa	Yes	Travis Costa	10/30/2018	Follow Up
Hord Crystal Corporation	11	Travis Costa	Yes	N/A	10/02/2018	Sample
Hord Crystal Corporation	11	Travis Costa	Yes	Travis Costa	06/04/2018	Annual
Hord Crystal Corporation	11	Travis Costa	Yes	N/A	04/12/2018	Sample
Hord Crystal Corporation	11	Travis Costa	Yes	Travis Costa	03/06/2018	Follow Up
Hot Spot LLC	85	Heather J. Nicholson	No	Brandi-Lyn Colacone	01/08/2018	Follow Up

**Bucklin Point
User Inspection History - 2018**

Company Name	Category	Engineer Assigned	Significant	Inspected By	Date	Inspected Type
House of Pizza	85	Jared Urban	No	Jared Urban	10/31/2018	Follow Up
Howley Bread Group	85	Brian E. Steere	No	Brian E. Steere	01/29/2018	Follow Up
HP Services, Inc.	11	Travis Costa	Yes	Travis Costa	11/27/2018	Follow Up
HP Services, Inc.	11	Travis Costa	Yes	Travis Costa	10/26/2018	Follow Up
HP Services, Inc.	11	Travis Costa	Yes	N/A	10/10/2018	Sample
HP Services, Inc.	11	Travis Costa	Yes	Travis Costa	08/09/2018	Annual
HP Services, Inc.	11	Travis Costa	Yes	Travis Costa	07/24/2018	Follow Up
HP Services, Inc.	11	Travis Costa	Yes	Travis Costa	06/14/2018	Follow Up
HP Services, Inc.	11	Travis Costa	Yes	N/A	03/27/2018	Sample
HP Services, Inc.	11	Travis Costa	Yes	Travis Costa	01/31/2018	Follow Up
Hydro Dulce	85	Michael McBurney	No	Michael McBurney	11/27/2018	Follow Up
Impact Custom Apparel, LLC	99	Travis Costa	No	Travis Costa	02/13/2018	Follow Up
Industrial Container Services - RI, LLC	44	Kyle C. Gannon	No	Kyle C. Gannon	12/11/2018	Follow Up
Industrial Container Services - RI, LLC	44	Kyle C. Gannon	No	Kyle C. Gannon	06/07/2018	Follow Up
Industrial Container Services - RI, LLC	44	Kyle C. Gannon	No	Kyle C. Gannon	02/20/2018	Follow Up
Industrial Lane Cumberland	78	Nathan Dean	No	Edward J. Stenovitch	10/02/2018	Follow Up
Ink Solution	99	Anthony R. Erricola	No	Anthony R. Erricola	04/13/2018	Follow Up
International Meat Market	81	Travis Costa	No	Travis Costa	07/18/2018	Follow Up
International Meat Market	81	Travis Costa	No	Travis Costa	05/15/2018	Follow Up
International Packaging Corp.	53	Anthony R. Erricola	No	Anthony R. Erricola	11/19/2018	Follow Up
International Packaging Corp.	53	Anthony R. Erricola	No	Anthony R. Erricola	06/15/2018	Follow Up
Interplex Engineered Products, Inc.	11	Edward J. Stenovitch	Yes	Edward J. Stenovitch	12/17/2018	Follow Up
Interplex Engineered Products, Inc.	11	Edward J. Stenovitch	Yes	N/A	10/30/2018	Sample
Interplex Engineered Products, Inc.	11	Edward J. Stenovitch	Yes	Nathan P. Daggett	06/06/2018	Follow Up
Interplex Engineered Products, Inc.	11	Edward J. Stenovitch	Yes	Nathan P. Daggett	04/26/2018	Annual
Interplex Engineered Products, Inc.	11	Edward J. Stenovitch	Yes	N/A	04/11/2018	Sample
Interplex Engineered Products, Inc.	11	Edward J. Stenovitch	Yes	Abigail Bernier	03/07/2018	Follow Up
Investment Donuts	71	Heather J. Nicholson	No	Brandi-Lyn Colacone	01/24/2018	Follow Up
Isle Brewers Guild	34	Kyle C. Gannon	Yes	N/A	12/12/2018	Sample
Isle Brewers Guild	34	Kyle C. Gannon	Yes	Kyle C. Gannon	12/12/2018	Annual
Isle Brewers Guild	34	Kyle C. Gannon	Yes	Kerry M. Britt	10/17/2018	Meeting
Isle Brewers Guild	34	Kyle C. Gannon	Yes	Kerry M. Britt	10/15/2018	Meeting
Isle Brewers Guild	34	Kyle C. Gannon	Yes	Kyle C. Gannon	08/09/2018	Follow Up
Isle Brewers Guild	34	Kyle C. Gannon	Yes	Kyle C. Gannon	06/19/2018	Follow Up
Isle Brewers Guild	34	Kyle C. Gannon	Yes	N/A	06/05/2018	Sample
Isle Brewers Guild	34	Kyle C. Gannon	Yes	Kyle C. Gannon	03/28/2018	Follow Up

**Bucklin Point
User Inspection History - 2018**

Company Name	Category	Engineer Assigned	Significant	Inspected By	Date	Inspected Type
J and K Restaurant	85	Heather J. Nicholson	No	Brandi-Lyn Colacone	04/13/2018	Follow Up
J and K Restaurant	85	Heather J. Nicholson	No	Brandi-Lyn Colacone	03/06/2018	Follow Up
J&M Diamond Tool, Inc.	44	Anthony R. Erricola	No	Anthony R. Erricola	11/16/2018	Follow Up
J&M Diamond Tool, Inc.	44	Anthony R. Erricola	No	Anthony R. Erricola	06/21/2018	Follow Up
J.D. Laundromat	92	Kyle C. Gannon	No	Kyle C. Gannon	02/26/2018	Follow Up
Jacky's Galaxie Restaurant, Inc.	85	Brian E. Steere	No	Brian E. Steere	04/30/2018	Follow Up
Jan Co. Central	85	Heather J. Nicholson	No	Brandi-Lyn Colacone	04/13/2018	Follow Up
Jan Co. Central, Inc.	85	Heather J. Nicholson	No	Brandi-Lyn Colacone	05/29/2018	Follow Up
Jeanne Jugan Residence	86	Michael McBurney	No	Michael McBurney	07/24/2018	Follow Up
JH Davis, LLC.	42	Edward J. Stenovitch	No	Edward J. Stenovitch	12/20/2018	Follow Up
JH Davis, LLC.	42	Edward J. Stenovitch	No	Edward J. Stenovitch	06/08/2018	Follow Up
Jin Hua Chinese Restaurant, Inc.	85	Kyle C. Gannon	No	Kyle C. Gannon	02/22/2018	Follow Up
JKD, Ltd.	85	Heather J. Nicholson	No	Brian E. Steere	09/18/2018	Follow Up
JKD, Ltd.	85	Heather J. Nicholson	No	Brian E. Steere	09/13/2018	Meeting
John Rocchio Corporation	40	Nathan Dean	Yes	N/A	12/19/2018	Sample
John Rocchio Corporation	40	Nathan Dean	Yes	Nathan Dean	12/19/2018	Follow Up
John Rocchio Corporation	40	Nathan Dean	Yes	N/A	12/18/2018	Sample
John Rocchio Corporation	40	Nathan Dean	Yes	Nathan Dean	12/12/2018	Annual
John H. Collins & Sons Company	27	Edward J. Stenovitch	Yes	N/A	11/26/2018	Sample
John H. Collins & Sons Company	27	Edward J. Stenovitch	Yes	Edward J. Stenovitch	11/20/2018	Follow Up
John H. Collins & Sons Company	27	Edward J. Stenovitch	Yes	Nathan P. Daggett	06/06/2018	Follow Up
John H. Collins & Sons Company	27	Edward J. Stenovitch	Yes	N/A	04/04/2018	Sample
John H. Collins & Sons Company	27	Edward J. Stenovitch	Yes	Nathan P. Daggett	02/15/2018	Annual
Jozon Enterprises Inc.	85	Michael McBurney	No	Michael McBurney	11/27/2018	Initial Inspection
J's Deli	85	Michael McBurney	No	Michael McBurney	04/23/2018	Follow Up
K & A El Masri- Ronzio Pizza	85	Michael McBurney	No	Michael McBurney	11/05/2018	Follow Up
K & A El Masri- Ronzio Pizza	85	Michael McBurney	No	Michael McBurney	07/30/2018	Follow Up
K & D Embroidery	71	Kyle C. Gannon	No	Kyle C. Gannon	02/26/2018	Follow Up
K&W Webbing Company	23	Nathan P. Daggett	No	Nathan P. Daggett	12/05/2018	Follow Up
K&W Webbing Company	23	Nathan P. Daggett	No	Nathan P. Daggett	06/15/2018	Follow Up
KD Coney	71	Heather J. Nicholson	No	Brandi-Lyn Colacone	01/08/2018	Follow Up
Keefe Funeral Home, Inc.	96	Michael McBurney	No	Michael McBurney	12/27/2018	Follow Up
Keefe Funeral Home, Inc.	96	Michael McBurney	No	Michael McBurney	02/26/2018	Follow Up
Kenneth Castellucci & Associates, Inc.	42	Edward J. Stenovitch	No	Edward J. Stenovitch	11/27/2018	Follow Up
Kenneth Castellucci & Associates, Inc.	42	Edward J. Stenovitch	No	Nathan P. Daggett	06/05/2018	Follow Up
Key Container Corporation	24	Brian E. Steere	No	Brian E. Steere	12/20/2018	Follow Up

**Bucklin Point
User Inspection History - 2018**

Company Name	Category	Engineer Assigned	Significant	Inspected By	Date	Inspected Type
Key Container Corporation	24	Brian E. Steere	No	Brian E. Steere	06/26/2018	Follow Up
Kim & Gary's Ice Cream Machine	85	Michael McBurney	No	Michael McBurney	04/23/2018	Follow Up
Kirkbrae Country Club	86	Brian E. Steere	No	Brian E. Steere	07/13/2018	Follow Up
Kitchen & Counter Top Center of N.E.	42	Brian E. Steere	No	Brian E. Steere	12/11/2018	Follow Up
Kitchen & Counter Top Center of N.E.	42	Brian E. Steere	No	Brian E. Steere	06/25/2018	Follow Up
Kiwi Burst Yogurt Shop	85	Travis Costa	No	Travis Costa	11/15/2018	Follow Up
KMN LLC	71	Jared Urban	No	Jared Urban	07/10/2018	Follow Up
L&B Foods, Inc.	81	Anthony R. Erricola	No	Anthony R. Erricola	03/19/2018	Follow Up
La Palencianita Bakery-Food LLC	85	Jared Urban	No	Jared Urban	11/29/2018	Follow Up
Land Works LLC	80	Michael McBurney	No	Michael McBurney	09/26/2018	Follow Up
Land Works LLC	80	Michael McBurney	No	Jared Urban	08/14/2018	Follow Up
Land Works LLC	80	Michael McBurney	No	Michael McBurney	04/02/2018	Follow Up
Langley's Laundromat	92	Kyle C. Gannon	No	Kyle C. Gannon	05/22/2018	Follow Up
Laundromax	92	Jared Urban	No	Jared Urban	08/22/2018	Follow Up
Laurens Cafe	74	Brian E. Steere	No	Brian E. Steere	09/18/2018	Initial Inspection
Leedon Webbing Co., Inc.	44	Kyle C. Gannon	No	Kyle C. Gannon	11/27/2018	Follow Up
Leedon Webbing Co., Inc.	44	Kyle C. Gannon	No	Kyle C. Gannon	06/14/2018	Follow Up
Li Lai Wok Pawtucket, Inc.	85	Kyle C. Gannon	No	Kyle C. Gannon	12/05/2018	Initial Inspection
Lima's Place	71	Michael McBurney	No	Michael McBurney	01/16/2018	Follow Up
Lincoln Animal Hospital	71	Kyle C. Gannon	No	Kyle C. Gannon	05/31/2018	Follow Up
Lincoln Animal Hospital	71	Kyle C. Gannon	No	Kyle C. Gannon	04/17/2018	Follow Up
Lincoln High School	86	Michael McBurney	No	Michael McBurney	12/20/2018	Initial Inspection
Lincoln Laundromat	92	Michael McBurney	No	Michael McBurney	05/31/2018	Follow Up
Lincoln Pepperoni's, LLC	85	Kyle C. Gannon	No	Kyle C. Gannon	11/28/2018	Follow Up
Lincoln Pepperoni's, LLC	85	Kyle C. Gannon	No	Kyle C. Gannon	04/30/2018	Follow Up
Lincoln Senior Center	86	Kyle C. Gannon	No	Kyle C. Gannon	08/09/2018	Follow Up
Liquid Blue	23	Kyle C. Gannon	Yes	Kyle C. Gannon	12/11/2018	Follow Up
Liquid Blue	23	Kyle C. Gannon	Yes	Kyle C. Gannon	11/08/2018	Follow Up
Liquid Blue	23	Kyle C. Gannon	Yes	N/A	10/16/2018	Sample
Liquid Blue	23	Kyle C. Gannon	Yes	Kyle C. Gannon	06/07/2018	Follow Up
Liquid Blue	23	Kyle C. Gannon	Yes	Kyle C. Gannon	04/25/2018	Annual
Liquid Blue	23	Kyle C. Gannon	Yes	Kyle C. Gannon	04/23/2018	Follow Up
Liquid Blue	23	Kyle C. Gannon	Yes	N/A	02/14/2018	Sample
Liquid Blue	23	Kyle C. Gannon	Yes	N/A	02/06/2018	Sample
Lonsdale Donuts	85	Jared Urban	No	Jared Urban	07/10/2018	Follow Up
LRA Restaurants Inc.	85	Jared Urban	No	Jared Urban	07/31/2018	Follow Up

**Bucklin Point
User Inspection History - 2018**

Company Name	Category	Engineer Assigned	Significant	Inspected By	Date	Inspected Type
Lucky Chen	85	Jared Urban	No	Jared Urban	09/25/2018	Follow Up
Lucky Chen Corp 2	85	Jared Urban	No	Jared Urban	10/22/2018	Follow Up
Lucky Laundry	92	Travis Costa	No	Travis Costa	03/20/2018	Follow Up
Luna's Cafe, LLC	85	Jared Urban	No	Jared Urban	10/12/2018	Meeting
Lydia A. Klufas, DDS	94	Travis Costa	No	Travis Costa	10/31/2018	Follow Up
Lydia A. Klufas, DDS	94	Travis Costa	No	Travis Costa	02/08/2018	Follow Up
M & M NY System	85	Jared Urban	No	Jared Urban	02/06/2018	Follow Up
Main Street Market, Inc.	82	Michael McBurney	No	Michael McBurney	07/24/2018	Follow Up
Makin Central Inc.	85	Kyle C. Gannon	No	Kyle C. Gannon	12/05/2018	Follow Up
Makin Central Inc.	85	Kyle C. Gannon	No	Kyle C. Gannon	01/25/2018	Follow Up
Manning Heffern Inc.	96	Michael McBurney	No	Michael McBurney	10/31/2018	Follow Up
Maroon Group, LLC.	22	Edward J. Stenovitch	Yes	Edward J. Stenovitch	12/13/2018	Follow Up
Maroon Group, LLC.	22	Edward J. Stenovitch	Yes	Edward J. Stenovitch	11/06/2018	Annual
Maroon Group, LLC.	22	Edward J. Stenovitch	Yes	N/A	10/10/2018	Sample
Maroon Group, LLC.	22	Edward J. Stenovitch	Yes	Edward J. Stenovitch	06/22/2018	Follow Up
Maroon Group, LLC.	22	Edward J. Stenovitch	Yes	N/A	03/21/2018	Sample
Maroon Group, LLC.	22	Edward J. Stenovitch	Yes	Nathan P. Daggett	03/05/2018	Follow Up
Marotta Food Corporation	82	Michael McBurney	No	Michael McBurney	06/18/2018	Follow Up
Martin Street Industrial Area	78	Nathan Dean	No	Travis Costa	12/07/2018	Industrial Area
Martin Street Industrial Area	78	Nathan Dean	No	Michael McBurney	12/07/2018	Industrial Area
Masbro Polishing Company, Inc.	71	Travis Costa	No	Travis Costa	06/14/2018	Follow Up
Masbro Polishing Company, Inc.	71	Travis Costa	No	Travis Costa	03/20/2018	Follow Up
Materion Technical Materials, Inc.	11	Nathan P. Daggett	Yes	Nathan P. Daggett	11/21/2018	Follow Up
Materion Technical Materials, Inc.	11	Nathan P. Daggett	Yes	N/A	11/14/2018	Sample
Materion Technical Materials, Inc.	11	Nathan P. Daggett	Yes	Nathan P. Daggett	08/15/2018	Annual
Materion Technical Materials, Inc.	11	Nathan P. Daggett	Yes	Nathan P. Daggett	06/14/2018	Follow Up
Materion Technical Materials, Inc.	11	Nathan P. Daggett	Yes	Nathan P. Daggett	02/26/2018	Follow Up
Materion Technical Materials, Inc.	11	Nathan P. Daggett	Yes	N/A	01/23/2018	Sample
Matos Bakery	81	Kyle C. Gannon	No	Kyle C. Gannon	07/10/2018	Follow Up
MDB-T LLC	97	Kyle C. Gannon	No	Kyle C. Gannon	04/23/2018	Follow Up
Med-Tech Ambulance	74	Kyle C. Gannon	No	Kyle C. Gannon	11/09/2018	Initial Inspection
Meeting Street Mill Complex	78	Nathan Dean	No	Kyle C. Gannon	02/26/2018	Industrial Area
Meeting Street Mill Complex	78	Nathan Dean	No	Abigail Bernier	02/26/2018	Industrial Area
Michael Healy Designs, Inc.	41	Travis Costa	No	Travis Costa	11/27/2018	Follow Up
Michael Healy Designs, Inc.	41	Travis Costa	No	Travis Costa	10/26/2018	Follow Up
Michael Healy Designs, Inc.	41	Travis Costa	No	Travis Costa	05/31/2018	Follow Up

**Bucklin Point
User Inspection History - 2018**

Company Name	Category	Engineer Assigned	Significant	Inspected By	Date	Inspected Type
Michael's Meats	81	Michael McBurney	No	Michael McBurney	07/30/2018	Follow Up
Middle Central Falls	78	Nathan Dean	No	Kyle C. Gannon	03/28/2018	Industrial Area
Middle Central Falls	78	Nathan Dean	No	Michael McBurney	03/28/2018	Industrial Area
Middle Central Falls	78	Nathan Dean	No	Brian E. Steere	03/28/2018	Industrial Area
Moon Star Chinese Restaurant	85	Heather J. Nicholson	No	Heather J. Nicholson	11/05/2018	Follow Up
Motown Pizza, LLC	71	Jared Urban	No	Jared Urban	09/11/2018	Follow Up
Motown Pizza, LLC	71	Jared Urban	No	Jared Urban	02/16/2018	Follow Up
Mountain Rose Herbs	60	Brian E. Steere	No	Brian E. Steere	07/27/2018	Initial Inspection
MSA Donuts, LLC	85	Jared Urban	No	Jared Urban	08/22/2018	Initial Inspection
Multi-Wall Packaging a Div. of Signode Industrial Group	42	Travis Costa	No	Travis Costa	12/12/2018	Follow Up
Multi-Wall Packaging a Div. of Signode Industrial Group	42	Travis Costa	No	Travis Costa	06/04/2018	Follow Up
Multi-Wall Packaging a Div. of Signode Industrial Group	42	Travis Costa	No	Travis Costa	04/30/2018	Follow Up
Murdock Webbing Co., Inc.	23	Kyle C. Gannon	Yes	Kyle C. Gannon	12/19/2018	Follow Up
Murdock Webbing Co., Inc.	23	Kyle C. Gannon	Yes	N/A	12/04/2018	Sample
Murdock Webbing Co., Inc.	23	Kyle C. Gannon	Yes	Kyle C. Gannon	09/18/2018	Annual
Murdock Webbing Co., Inc.	23	Kyle C. Gannon	Yes	Kyle C. Gannon	06/14/2018	Follow Up
Murdock Webbing Co., Inc.	23	Kyle C. Gannon	Yes	Kyle C. Gannon	04/27/2018	Follow Up
Murdock Webbing Co., Inc.	23	Kyle C. Gannon	Yes	N/A	01/08/2018	Sample
My Daddy's Pizza	85	Jared Urban	No	Jared Urban	07/24/2018	Follow Up
NECVW, Inc.	97	Brian E. Steere	No	Brian E. Steere	07/30/2018	Follow Up
NECVW, Inc.	97	Brian E. Steere	No	Brian E. Steere	02/13/2018	Follow Up
Neptco, Inc.	44	Anthony R. Erricola	No	Anthony R. Erricola	12/06/2018	Follow Up
Neptco, Inc.	44	Anthony R. Erricola	No	Anthony R. Erricola	06/28/2018	Follow Up
New England Linen Supply, Inc.	25	Edward J. Stenovitch	Yes	Edward J. Stenovitch	11/20/2018	Annual
New England Linen Supply, Inc.	25	Edward J. Stenovitch	Yes	N/A	11/15/2018	Sample
New England Linen Supply, Inc.	25	Edward J. Stenovitch	Yes	Edward J. Stenovitch	06/19/2018	Follow Up
New England Linen Supply, Inc.	25	Edward J. Stenovitch	Yes	N/A	05/09/2018	Sample
New England Linen Supply, Inc.	25	Edward J. Stenovitch	Yes	Nathan P. Daggett	04/03/2018	Follow Up
New England Paper Tube Co.	24	Travis Costa	No	Travis Costa	11/07/2018	Initial Inspection
New Harvest Coffee Roasters	85	Jared Urban	No	Jared Urban	07/24/2018	Follow Up
New Hong Kong	85	Heather J. Nicholson	No	Brandi-Lyn Colacone	03/19/2018	Follow Up
Newman Avenue	78	Nathan Dean	No	Nathan P. Daggett	03/29/2018	Industrial Area
Newman Avenue	78	Nathan Dean	No	Kyle C. Gannon	03/29/2018	Industrial Area
Newport 223 Donuts, Inc.	85	Kyle C. Gannon	No	Kyle C. Gannon	01/25/2018	Follow Up
Newport Ave Donut-81 Newport	85	Kyle C. Gannon	No	Kyle C. Gannon	01/25/2018	Follow Up
Newport Cedar Donuts, Inc.	85	Kyle C. Gannon	No	Kyle C. Gannon	11/27/2018	Follow Up

**Bucklin Point
User Inspection History - 2018**

Company Name	Category	Engineer Assigned	Significant	Inspected By	Date	Inspected Type
Newport Cedar Donuts, Inc.	85	Kyle C. Gannon	No	Kyle C. Gannon	05/22/2018	Follow Up
Newport Division Donuts, Inc.	85	Brian E. Steere	No	Brian E. Steere	07/24/2018	Follow Up
North American Salt & Fresh Fish Corp.	71	Michael McBurney	No	Michael McBurney	10/01/2018	Follow Up
North American Salt & Fresh Fish Corp.	71	Michael McBurney	No	Michael McBurney	07/31/2018	Follow Up
North Smithfield Laser Tag and Arcade	85	Michael McBurney	No	Michael McBurney	12/27/2018	Follow Up
North Smithfield Laser Tag and Arcade	85	Michael McBurney	No	Michael McBurney	02/26/2018	Follow Up
Northeast Knitting, Inc.	23	Brian E. Steere	No	Brian E. Steere	12/20/2018	Follow Up
Northeast Knitting, Inc.	23	Brian E. Steere	No	Brian E. Steere	10/30/2018	Follow Up
Northeast Knitting, Inc.	23	Brian E. Steere	No	Brian E. Steere	06/18/2018	Follow Up
Northern Central Falls	78	Nathan Dean	No	Kyle C. Gannon	03/28/2018	Industrial Area
Northern Central Falls	78	Nathan Dean	No	Brian E. Steere	03/28/2018	Industrial Area
Northern Central Falls	78	Nathan Dean	No	Michael McBurney	03/28/2018	Industrial Area
Northern East Providence	78	Nathan Dean	No	Abigail Bernier	03/07/2018	Industrial Area
Oak Hill Health & Rehabilitation Center	86	Jared Urban	No	Jared Urban	12/18/2018	Follow Up
Ocean State Five II, LLC	71	Michael McBurney	No	Michael McBurney	11/28/2018	Follow Up
Ocean State Five II, LLC	71	Michael McBurney	No	Michael McBurney	01/24/2018	Follow Up
Olly's Pizza	85	Kyle C. Gannon	No	Kyle C. Gannon	11/27/2018	Follow Up
Organic Dyes and Pigments, LLC.	22	Edward J. Stenovitch	Yes	Edward J. Stenovitch	12/17/2018	Follow Up
Organic Dyes and Pigments, LLC.	22	Edward J. Stenovitch	Yes	Edward J. Stenovitch	11/14/2018	Annual
Organic Dyes and Pigments, LLC.	22	Edward J. Stenovitch	Yes	Edward J. Stenovitch	08/16/2018	Initial Inspection
Organic Dyes and Pigments, LLC.	22	Edward J. Stenovitch	Yes	Nathan P. Daggett	04/23/2018	Meeting
Original Pizza of Boston	53	Edward J. Stenovitch	No	Edward J. Stenovitch	11/27/2018	Follow Up
Original Pizza of Boston	53	Edward J. Stenovitch	No	Edward J. Stenovitch	06/21/2018	Follow Up
Orion Retail	26	Anthony R. Erricola	No	Anthony R. Erricola	11/26/2018	Follow Up
Orion Retail	26	Anthony R. Erricola	No	Anthony R. Erricola	06/28/2018	Follow Up
Our Place on North Broadway	85	Jared Urban	No	Jared Urban	06/12/2018	Follow Up
Our Place on North Broadway	85	Jared Urban	No	Jared Urban	03/29/2018	Follow Up
Packaging Graphics, LLC	71	Travis Costa	No	Travis Costa	10/16/2018	Follow Up
Packaging Graphics, LLC	71	Travis Costa	No	Travis Costa	06/04/2018	Follow Up
Packaging Graphics, LLC	71	Travis Costa	No	Travis Costa	05/23/2018	Follow Up
Papa Gino's #408	85	Michael McBurney	No	Michael McBurney	07/31/2018	Follow Up
Papa Gino's-Lincoln Mall	85	Brian E. Steere	No	Brian E. Steere	11/28/2018	Follow Up
Papa Gino's-Lincoln Mall	85	Brian E. Steere	No	Brian E. Steere	02/20/2018	Follow Up
Parkway Apartments, L.P.	86	Jared Urban	No	Jared Urban	12/19/2018	Follow Up
Pascale Service Corporation	74	Brian E. Steere	No	Brian E. Steere	09/27/2018	Initial Inspection
Patriot Textiles, Inc.	23	Edward J. Stenovitch	No	Edward J. Stenovitch	12/05/2018	Follow Up

**Bucklin Point
User Inspection History - 2018**

Company Name	Category	Engineer Assigned	Significant	Inspected By	Date	Inspected Type
Patriot Textiles, Inc.	23	Edward J. Stenovitch	No	Nathan P. Daggett	06/01/2018	Follow Up
Paul G. Roque, DDS	94	Travis Costa	No	Travis Costa	05/21/2018	Follow Up
Paulo J. DaRosa, DDS	94	Travis Costa	No	Travis Costa	11/15/2018	Follow Up
Paulo J. DaRosa, DDS	94	Travis Costa	No	Travis Costa	02/08/2018	Follow Up
Pawtucket Country Club	85	Heather J. Nicholson	No	Brandi-Lyn Colacone	03/29/2018	Follow Up
Pawtucket House of Pizza	85	Kyle C. Gannon	No	Kyle C. Gannon	05/15/2018	Follow Up
Pawtucket Lion Pizza, Inc.	85	Jared Urban	No	Jared Urban	01/22/2018	Follow Up
Pawtucket Power Associates	16	Anthony R. Erricola	Yes	Anthony R. Erricola	12/06/2018	Follow Up
Pawtucket Power Associates	16	Anthony R. Erricola	Yes	N/A	08/09/2018	Sample
Pawtucket Power Associates	16	Anthony R. Erricola	Yes	Anthony R. Erricola	07/31/2018	Annual
Pawtucket Power Associates	16	Anthony R. Erricola	Yes	N/A	07/12/2018	Sample
Pawtucket Power Associates	16	Anthony R. Erricola	Yes	N/A	06/18/2018	Sample
Pawtucket Power Associates	16	Anthony R. Erricola	Yes	Anthony R. Erricola	06/15/2018	Follow Up
Pawtucket Power Associates	16	Anthony R. Erricola	Yes	Anthony R. Erricola	02/05/2018	Follow Up
PCL Fixtures, Inc.	24	Nathan P. Daggett	No	Nathan P. Daggett	12/17/2018	Follow Up
PCL Fixtures, Inc.	24	Nathan P. Daggett	No	Nathan P. Daggett	06/06/2018	Follow Up
Pepper Dining Inc.	85	Kyle C. Gannon	No	Kyle C. Gannon	11/28/2018	Follow Up
Pepper Dining Inc.	85	Kyle C. Gannon	No	Kyle C. Gannon	02/20/2018	Follow Up
Phantom Properties, LLC	85	Michael McBurney	No	Michael McBurney	04/23/2018	Follow Up
Philip J. Calabro, D.M.D.	94	Jared Urban	No	Jared Urban	09/06/2018	Follow Up
Phoenix Converting Corporation	59	Anthony R. Erricola	No	Anthony R. Erricola	12/06/2018	Follow Up
Phoenix Converting Corporation	59	Anthony R. Erricola	No	Anthony R. Erricola	06/15/2018	Follow Up
Piatek Machine Co., Inc.	42	Anthony R. Erricola	No	Anthony R. Erricola	11/16/2018	Follow Up
Piatek Machine Co., Inc.	42	Anthony R. Erricola	No	Anthony R. Erricola	06/15/2018	Follow Up
Pizza Man of Cumberland	85	Brian E. Steere	No	Brian E. Steere	09/24/2018	Follow Up
Poly/Sperse, Corp.	22	Travis Costa	No	Travis Costa	12/12/2018	Follow Up
Poly/Sperse, Corp.	22	Travis Costa	No	Travis Costa	06/15/2018	Follow Up
Popette of Pendulum	74	Brian E. Steere	No	Brian E. Steere	07/27/2018	Initial Inspection
Poppy's Family Restaurant	85	Jared Urban	No	Jared Urban	04/30/2018	Follow Up
Precision Polishing & Ornament	42	Travis Costa	No	Travis Costa	12/17/2018	Follow Up
Precision Polishing & Ornament	42	Travis Costa	No	Travis Costa	06/19/2018	Follow Up
PREMIER WIRE DIE	71	Kyle C. Gannon	No	Kyle C. Gannon	02/26/2018	Follow Up
Printmakers, Inc.	93	Travis Costa	No	Travis Costa	09/27/2018	Follow Up
Process by Laura	60	Brian E. Steere	No	Brian E. Steere	07/27/2018	Initial Inspection
Prospect CharterCare SJHSRI (Roosevelt)	94	Anthony R. Erricola	No	Anthony R. Erricola	10/19/2018	Follow Up
Providence Braid Co., Inc.	44	Kyle C. Gannon	No	Kyle C. Gannon	12/19/2018	Follow Up

**Bucklin Point
User Inspection History - 2018**

Company Name	Category	Engineer Assigned	Significant	Inspected By	Date	Inspected Type
Providence Braid Co., Inc.	44	Kyle C. Gannon	No	Kyle C. Gannon	06/19/2018	Follow Up
Providence Metallizing Company, Inc.	11	Edward J. Stenovitch	Yes	Edward J. Stenovitch	12/19/2018	Follow Up
Providence Metallizing Company, Inc.	11	Edward J. Stenovitch	Yes	N/A	11/27/2018	Sample
Providence Metallizing Company, Inc.	11	Edward J. Stenovitch	Yes	Edward J. Stenovitch	11/01/2018	Annual
Providence Metallizing Company, Inc.	11	Edward J. Stenovitch	Yes	Edward J. Stenovitch	06/13/2018	Follow Up
Providence Metallizing Company, Inc.	11	Edward J. Stenovitch	Yes	N/A	05/15/2018	Sample
Providence Metallizing Company, Inc.	11	Edward J. Stenovitch	Yes	Abigail Bernier	02/27/2018	Follow Up
Pulcinella, LLC	85	Kyle C. Gannon	No	Kyle C. Gannon	09/27/2018	Follow Up
QUALITY RIBBON MILLS, INC.	71	Kyle C. Gannon	No	Kyle C. Gannon	02/26/2018	Follow Up
Queenies Deck	85	Jared Urban	No	Jared Urban	07/10/2018	Follow Up
R & D Manufacturing, Inc.	41	Edward J. Stenovitch	No	Edward J. Stenovitch	11/20/2018	Follow Up
R & D Manufacturing, Inc.	41	Edward J. Stenovitch	No	Nathan P. Daggett	06/06/2018	Follow Up
R1 Indoor Karting, LLC	74	Michael McBurney	No	Michael McBurney	12/27/2018	Follow Up
R1 Indoor Karting, LLC	74	Michael McBurney	No	Michael McBurney	02/26/2018	Follow Up
Rafael Enterprise	74	Brian E. Steere	No	Brian E. Steere	04/05/2018	Initial Inspection
Rand Whitney Southeast Container, LLC	24	Edward J. Stenovitch	No	Edward J. Stenovitch	12/05/2018	Follow Up
Rand Whitney Southeast Container, LLC	24	Edward J. Stenovitch	No	Nathan P. Daggett	06/01/2018	Follow Up
Rhode Island Donuts LLC	85	Michael McBurney	No	Michael McBurney	04/23/2018	Follow Up
RIDCO Casting Co.	21	Heather J. Nicholson	No	Heather J. Nicholson	12/19/2018	Follow Up
RIDCO Casting Co.	21	Heather J. Nicholson	No	Brandi-Lyn Colacone	06/08/2018	Follow Up
RIDCO Casting Co.	21	Heather J. Nicholson	No	Brandi-Lyn Colacone	04/12/2018	Follow Up
RIDCO Casting Co.	21	Heather J. Nicholson	No	Brandi-Lyn Colacone	03/01/2018	Follow Up
Rigor Mortis Entertainment	60	Brian E. Steere	No	Brian E. Steere	07/27/2018	Initial Inspection
Riviera Inn	85	Jared Urban	No	Jared Urban	03/29/2018	Follow Up
Robert Mark Golf	60	Brian E. Steere	No	Brian E. Steere	07/27/2018	Initial Inspection
Ronzio Mendon	74	Michael McBurney	No	Michael McBurney	11/05/2018	Initial Inspection
Rosco Manufacturing, LLC	42	Michael McBurney	No	Michael McBurney	12/20/2018	Follow Up
Rosco Manufacturing, LLC	42	Michael McBurney	No	Michael McBurney	06/25/2018	Follow Up
Rosco Manufacturing, LLC	42	Michael McBurney	No	Michael McBurney	01/16/2018	Follow Up
Rose Sub LLC	85	Michael McBurney	No	Michael McBurney	05/31/2018	Follow Up
Rose Sub LLC	85	Michael McBurney	No	Michael McBurney	01/24/2018	Follow Up
Royal Cleaners, Inc.	92	Travis Costa	No	Travis Costa	11/15/2018	Follow Up
S.P. Donuts	85	Brian E. Steere	No	Brian E. Steere	07/30/2018	Follow Up
S.P. Donuts	85	Brian E. Steere	No	Brian E. Steere	04/30/2018	Follow Up
Sanctuary Herbs of Providence	74	Brian E. Steere	No	Brian E. Steere	07/27/2018	Initial Inspection
Sarkis Hagopian Enterprises LLC	85	Jared Urban	No	Jared Urban	01/29/2018	Follow Up

**Bucklin Point
User Inspection History - 2018**

Company Name	Category	Engineer Assigned	Significant	Inspected By	Date	Inspected Type
Schofield Sanitation	80	Michael McBurney	No	Kyle C. Gannon	09/25/2018	Follow Up
Schofield Sanitation	80	Michael McBurney	No	Kyle C. Gannon	04/30/2018	Follow Up
Schofield Sanitation	80	Michael McBurney	No	Brandi-Lyn Colacone	02/01/2018	Follow Up
Scituate Cesspool, Inc.	80	Jared Urban	No	Kyle C. Gannon	09/25/2018	Follow Up
Scituate Cesspool, Inc.	80	Jared Urban	No	Kyle C. Gannon	07/19/2018	Follow Up
Scituate Cesspool, Inc.	80	Jared Urban	No	Jared Urban	06/06/2018	Meeting
Scituate Cesspool, Inc.	80	Jared Urban	No	Brian E. Steere	05/31/2018	Follow Up
Scituate Cesspool, Inc.	80	Jared Urban	No	Kyle C. Gannon	04/30/2018	Follow Up
Scituate Cesspool, Inc.	80	Jared Urban	No	Jared Urban	02/01/2018	Follow Up
Semi Sweet	81	Brian E. Steere	No	Brian E. Steere	09/24/2018	Initial Inspection
Septage Station	77	Kerry M. Britt	No	Heather J. Nicholson	12/28/2018	Follow Up
Septage Station	77	Kerry M. Britt	No	Kyle C. Gannon	11/28/2018	Follow Up
Septage Station	77	Kerry M. Britt	No	Michael McBurney	11/28/2018	Follow Up
Septage Station	77	Kerry M. Britt	No	Brian E. Steere	11/28/2018	Follow Up
Septage Station	77	Kerry M. Britt	No	Michael McBurney	09/26/2018	Follow Up
Septage Station	77	Kerry M. Britt	No	Kyle C. Gannon	09/25/2018	Follow Up
Septage Station	77	Kerry M. Britt	No	Brian E. Steere	07/19/2018	Follow Up
Septage Station	77	Kerry M. Britt	No	Kyle C. Gannon	07/19/2018	Follow Up
Septage Station	77	Kerry M. Britt	No	Brian E. Steere	05/31/2018	Follow Up
Septage Station	77	Kerry M. Britt	No	Michael McBurney	05/31/2018	Follow Up
Septage Station	77	Kerry M. Britt	No	Kyle C. Gannon	05/31/2018	Follow Up
Septage Station	77	Kerry M. Britt	No	Kyle C. Gannon	04/30/2018	Follow Up
Septage Station	77	Kerry M. Britt	No	Brian E. Steere	04/30/2018	Follow Up
Septage Station	77	Kerry M. Britt	No	Brian E. Steere	04/02/2018	Follow Up
Septage Station	77	Kerry M. Britt	No	Michael McBurney	04/02/2018	Follow Up
Septage Station	77	Kerry M. Britt	No	Kyle C. Gannon	02/27/2018	Follow Up
Septage Station	77	Kerry M. Britt	No	Jared Urban	02/01/2018	Follow Up
Serra Da Estrela Restaurant	85	Brian E. Steere	No	Brian E. Steere	02/08/2018	Follow Up
Seven Stars Bakery - Newman Avenue	71	Kyle C. Gannon	No	Kyle C. Gannon	08/02/2018	Follow Up
Seven Stars Bakery - Pawtucket	71	Kyle C. Gannon	No	Kyle C. Gannon	08/02/2018	Follow Up
Shaghalian Family Dental, LLC.	94	Edward J. Stenovitch	No	Edward J. Stenovitch	07/13/2018	Follow Up
Shanna Country Kitchen	85	Michael McBurney	No	Michael McBurney	04/03/2018	Follow Up
Shaydan Inc.	85	Jared Urban	No	Jared Urban	03/30/2018	Follow Up
Shivu, LLC	92	Jared Urban	No	Jared Urban	05/29/2018	Initial Inspection
Silver Fern Practice LLC	89	Heather J. Nicholson	No	Heather J. Nicholson	11/20/2018	Initial Inspection
Smug Brewery	74	Brian E. Steere	No	Brian E. Steere	09/18/2018	Initial Inspection

**Bucklin Point
User Inspection History - 2018**

Company Name	Category	Engineer Assigned	Significant	Inspected By	Date	Inspected Type
Southern East Providence	78	Nathan Dean	No	Brian E. Steere	03/01/2018	Industrial Area
Sparkle City Laundromat	92	Michael McBurney	No	Michael McBurney	10/31/2018	Follow Up
Sparky's Restaurant	85	Michael McBurney	No	Michael McBurney	02/26/2018	Follow Up
Spin City Cumberland, LLC	92	Travis Costa	No	Travis Costa	07/09/2018	Follow Up
Spirit Recognition	99	Travis Costa	No	Travis Costa	09/25/2018	Follow Up
Spirit Recognition	99	Travis Costa	No	Travis Costa	04/18/2018	Follow Up
Splash Snack Bar and Grill	85	Heather J. Nicholson	No	Brandi-Lyn Colacone	03/19/2018	Follow Up
Stackbin Corporation	11	Travis Costa	Yes	N/A	11/29/2018	Sample
Stackbin Corporation	11	Travis Costa	Yes	Travis Costa	11/27/2018	Follow Up
Stackbin Corporation	11	Travis Costa	Yes	Travis Costa	08/28/2018	Annual
Stackbin Corporation	11	Travis Costa	Yes	Travis Costa	06/14/2018	Follow Up
Stackbin Corporation	11	Travis Costa	Yes	Travis Costa	04/12/2018	Follow Up
Stackbin Corporation	11	Travis Costa	Yes	N/A	04/03/2018	Sample
Stackbin Corporation	11	Travis Costa	Yes	Travis Costa	02/26/2018	Follow Up
Starbucks Restaurant-Lincoln Mall	85	Brian E. Steere	No	Brian E. Steere	11/08/2018	Follow Up
Starbucks Restaurant-Lincoln Mall	85	Brian E. Steere	No	Brian E. Steere	05/31/2018	Follow Up
Starbucks Restaurant-Lincoln Mall	85	Brian E. Steere	No	Brian E. Steere	02/20/2018	Follow Up
Starsani Pizza	85	Michael McBurney	No	Michael McBurney	07/31/2018	Follow Up
Stolberger, Inc.	26	Kyle C. Gannon	No	Kyle C. Gannon	12/19/2018	Follow Up
Stolberger, Inc.	26	Kyle C. Gannon	No	Kyle C. Gannon	06/14/2018	Follow Up
Subway - Mineral Spring Avenue	85	Brian E. Steere	No	Brian E. Steere	12/27/2018	Follow Up
Subway (North Broadway)	85	Kyle C. Gannon	No	Kyle C. Gannon	02/22/2018	Follow Up
Subway 95 Exit 30, LLC	85	Jared Urban	No	Jared Urban	07/31/2018	Follow Up
Subway-Broad Street	85	Jared Urban	No	Jared Urban	07/31/2018	Follow Up
Summit Manufacturing Corporation	11	Nathan P. Daggett	Yes	Nathan P. Daggett	12/05/2018	Follow Up
Summit Manufacturing Corporation	11	Nathan P. Daggett	Yes	N/A	08/01/2018	Sample
Summit Manufacturing Corporation	11	Nathan P. Daggett	Yes	Nathan P. Daggett	08/01/2018	Annual
Summit Manufacturing Corporation	11	Nathan P. Daggett	Yes	Nathan P. Daggett	06/01/2018	Follow Up
Summit Manufacturing Corporation	11	Nathan P. Daggett	Yes	Nathan P. Daggett	02/06/2018	Follow Up
Summit Manufacturing Corporation	11	Nathan P. Daggett	Yes	N/A	01/23/2018	Sample
Super Dragon	85	Heather J. Nicholson	No	Brandi-Lyn Colacone	03/19/2018	Follow Up
Swan Cleaners	92	Kyle C. Gannon	No	Kyle C. Gannon	07/24/2018	Follow Up
Sweetland Foods, Inc.	81	Travis Costa	No	Travis Costa	01/31/2018	Follow Up
Swissline Precision, LLC.	42	Edward J. Stenovitch	No	Edward J. Stenovitch	11/21/2018	Follow Up
Swissline Precision, LLC.	42	Edward J. Stenovitch	No	Edward J. Stenovitch	06/29/2018	Follow Up
Tanury Industries	11	Edward J. Stenovitch	Yes	Edward J. Stenovitch	12/17/2018	Follow Up

**Bucklin Point
User Inspection History - 2018**

Company Name	Category	Engineer Assigned	Significant	Inspected By	Date	Inspected Type
Tanury Industries	11	Edward J. Stenovitch	Yes	N/A	10/03/2018	Sample
Tanury Industries	11	Edward J. Stenovitch	Yes	Edward J. Stenovitch	06/13/2018	Follow Up
Tanury Industries	11	Edward J. Stenovitch	Yes	Anthony R. Erricola	05/09/2018	Annual
Tanury Industries	11	Edward J. Stenovitch	Yes	N/A	03/01/2018	Sample
Tanury Industries	11	Edward J. Stenovitch	Yes	Abigail Bernier	02/28/2018	Follow Up
Tanury Industries PVD, Inc.	11	Edward J. Stenovitch	Yes	Edward J. Stenovitch	12/17/2018	Follow Up
Tanury Industries PVD, Inc.	11	Edward J. Stenovitch	Yes	Edward J. Stenovitch	06/13/2018	Follow Up
Tanury Industries PVD, Inc.	11	Edward J. Stenovitch	Yes	Abigail Bernier	02/28/2018	Annual
Tanya Creations, Inc.	42	Edward J. Stenovitch	No	Edward J. Stenovitch	12/05/2018	Follow Up
Tanya Creations, Inc.	42	Edward J. Stenovitch	No	Nathan P. Daggett	06/06/2018	Follow Up
Taqueria Lupita	85	Heather J. Nicholson	No	Heather J. Nicholson	11/29/2018	Follow Up
Target Corporation - T2073	85	Brian E. Steere	No	Brian E. Steere	11/28/2018	Follow Up
Target Corporation - T2073	85	Brian E. Steere	No	Brian E. Steere	02/20/2018	Follow Up
Tastex Corporation	23	Travis Costa	No	Travis Costa	12/07/2018	Follow Up
Tastex Corporation	23	Travis Costa	No	Travis Costa	06/11/2018	Follow Up
Tech Transportation	60	Anthony R. Erricola	No	Anthony R. Erricola	09/27/2018	Follow Up
Tech Transportation	60	Anthony R. Erricola	No	Anthony R. Erricola	09/27/2018	Initial Inspection
Tedor Pharma Inc.	14	Anthony R. Erricola	Yes	Anthony R. Erricola	12/11/2018	Annual
Tedor Pharma Inc.	14	Anthony R. Erricola	Yes	N/A	10/09/2018	Sample
Tedor Pharma Inc.	14	Anthony R. Erricola	Yes	Anthony R. Erricola	09/17/2018	Follow Up
Tedor Pharma Inc.	14	Anthony R. Erricola	Yes	Anthony R. Erricola	06/29/2018	Follow Up
Tedor Pharma Inc.	14	Anthony R. Erricola	Yes	N/A	02/08/2018	Sample
Tedor Pharma Inc.	14	Anthony R. Erricola	Yes	Anthony R. Erricola	01/09/2018	Annual
Teknicote, Inc.	11	Edward J. Stenovitch	Yes	Edward J. Stenovitch	12/10/2018	Follow Up
Teknicote, Inc.	11	Edward J. Stenovitch	Yes	Edward J. Stenovitch	09/05/2018	Annual
Teknicote, Inc.	11	Edward J. Stenovitch	Yes	N/A	08/21/2018	Sample
Teknicote, Inc.	11	Edward J. Stenovitch	Yes	Nathan P. Daggett	06/06/2018	Follow Up
Teknicote, Inc.	11	Edward J. Stenovitch	Yes	N/A	02/26/2018	Sample
Teknicote, Inc.	11	Edward J. Stenovitch	Yes	Nathan P. Daggett	02/21/2018	Follow Up
Teknor Apex - Mendon	37	Anthony R. Erricola	No	Anthony R. Erricola	12/18/2018	Follow Up
Teknor Apex - Mendon	37	Anthony R. Erricola	No	Anthony R. Erricola	06/15/2018	Follow Up
Teknor Apex Co.	27	Anthony R. Erricola	Yes	Anthony R. Erricola	12/18/2018	Follow Up
Teknor Apex Co.	27	Anthony R. Erricola	Yes	Anthony R. Erricola	11/28/2018	Annual
Teknor Apex Co.	27	Anthony R. Erricola	Yes	N/A	11/15/2018	Sample
Teknor Apex Co.	27	Anthony R. Erricola	Yes	Anthony R. Erricola	09/27/2018	Follow Up
Teknor Apex Co.	27	Anthony R. Erricola	Yes	Anthony R. Erricola	06/15/2018	Follow Up

**Bucklin Point
User Inspection History - 2018**

Company Name	Category	Engineer Assigned	Significant	Inspected By	Date	Inspected Type
Teknor Apex Co.	27	Anthony R. Erricola	Yes	Anthony R. Erricola	03/01/2018	Follow Up
Teknor Apex Co.	27	Anthony R. Erricola	Yes	N/A	02/26/2018	Sample
Texcel Industries, Inc.	23	Anthony R. Erricola	No	Anthony R. Erricola	12/17/2018	Follow Up
Texcel Industries, Inc.	23	Anthony R. Erricola	No	Anthony R. Erricola	06/22/2018	Follow Up
The 579, LLC	85	Michael McBurney	No	Michael McBurney	10/31/2018	Follow Up
The Car Store, Inc.	97	Michael McBurney	No	Michael McBurney	12/27/2018	Follow Up
The Evans Findings Company, Inc.	21	Heather J. Nicholson	No	Heather J. Nicholson	12/14/2018	Follow Up
The Evans Findings Company, Inc.	21	Heather J. Nicholson	No	Brandi-Lyn Colacone	06/08/2018	Follow Up
The Fence Specialist, Inc.	70	Nathan P. Daggett	No	Nathan P. Daggett	05/03/2018	Follow Up
The Goat Hospitality Group, Inc.	85	Heather J. Nicholson	No	Brandi-Lyn Colacone	05/11/2018	Follow Up
The Mansion, Inc.	86	Jared Urban	No	Jared Urban	05/29/2018	Follow Up
The Okonite Company	27	Edward J. Stenovitch	Yes	Edward J. Stenovitch	12/13/2018	Follow Up
The Okonite Company	27	Edward J. Stenovitch	Yes	N/A	10/30/2018	Sample
The Okonite Company	27	Edward J. Stenovitch	Yes	Edward J. Stenovitch	10/10/2018	Annual
The Okonite Company	27	Edward J. Stenovitch	Yes	Edward J. Stenovitch	06/25/2018	Follow Up
The Okonite Company	27	Edward J. Stenovitch	Yes	N/A	05/02/2018	Sample
The Okonite Company	27	Edward J. Stenovitch	Yes	Nathan P. Daggett	03/23/2018	Follow Up
The Salvation Army	85	Heather J. Nicholson	No	Brandi-Lyn Colacone	05/11/2018	Follow Up
The Seabra Group, LLC	82	Jared Urban	No	Jared Urban	04/30/2018	Follow Up
Thyssenkrupp Materials	46	Anthony R. Erricola	No	Anthony R. Erricola	11/26/2018	Follow Up
Thyssenkrupp Materials	46	Anthony R. Erricola	No	Anthony R. Erricola	06/28/2018	Follow Up
Tiffany and Company	15	Anthony R. Erricola	Yes	Anthony R. Erricola	12/04/2018	Annual
Tiffany and Company	15	Anthony R. Erricola	Yes	N/A	09/20/2018	Sample
Tiffany and Company	15	Anthony R. Erricola	Yes	Anthony R. Erricola	06/22/2018	Follow Up
Tiffany and Company	15	Anthony R. Erricola	Yes	N/A	05/03/2018	Sample
Tiffany and Company	15	Anthony R. Erricola	Yes	Anthony R. Erricola	03/27/2018	Follow Up
Torre Corp.	85	Kyle C. Gannon	No	Kyle C. Gannon	09/25/2018	Follow Up
Torti Services	80	Heather J. Nicholson	No	Jared Urban	02/01/2018	Follow Up
Totis Pizza and Grill, Inc.	85	Jared Urban	No	Jared Urban	05/29/2018	Follow Up
Tracey Gear Inc.	42	Edward J. Stenovitch	No	Edward J. Stenovitch	12/05/2018	Follow Up
Tracey Gear Inc.	42	Edward J. Stenovitch	No	Edward J. Stenovitch	06/08/2018	Follow Up
Trinity Management	85	Heather J. Nicholson	No	Brandi-Lyn Colacone	03/19/2018	Follow Up
Trinity Management LLC	85	Jared Urban	No	Jared Urban	08/31/2018	Follow Up
Trinity Management LLC	85	Jared Urban	No	Jared Urban	07/10/2018	Follow Up
Truex, Inc.	11	Edward J. Stenovitch	Yes	Edward J. Stenovitch	12/05/2018	Follow Up
Truex, Inc.	11	Edward J. Stenovitch	Yes	N/A	10/02/2018	Sample

**Bucklin Point
User Inspection History - 2018**

Company Name	Category	Engineer Assigned	Significant	Inspected By	Date	Inspected Type
Truex, Inc.	11	Edward J. Stenovitch	Yes	Edward J. Stenovitch	07/11/2018	Annual
Truex, Inc.	11	Edward J. Stenovitch	Yes	Nathan P. Daggett	06/01/2018	Follow Up
Truex, Inc.	11	Edward J. Stenovitch	Yes	N/A	03/05/2018	Sample
Truex, Inc.	11	Edward J. Stenovitch	Yes	Nathan P. Daggett	02/06/2018	Follow Up
Underground Heros Inc.	85	Jared Urban	No	Jared Urban	07/10/2018	Follow Up
United Methodist Elder Care	86	Kyle C. Gannon	No	Kyle C. Gannon	02/22/2018	Follow Up
United Skates of America	85	Jared Urban	No	Jared Urban	03/29/2018	Follow Up
V. George Rustigian Rugs Inc. - Meeting Street	99	Brian E. Steere	No	Brian E. Steere	10/30/2018	Follow Up
VetCor of Lincoln, LLC.	94	Kyle C. Gannon	No	Kyle C. Gannon	05/31/2018	Initial Inspection
Vibe Lounge	85	Michael McBurney	No	Michael McBurney	09/24/2018	Initial Inspection
Vicor Corporation	42	Edward J. Stenovitch	No	Edward J. Stenovitch	11/27/2018	Follow Up
Vicor Corporation	42	Edward J. Stenovitch	No	Edward J. Stenovitch	06/21/2018	Follow Up
Village Pizza Inc.	85	Jared Urban	No	Jared Urban	07/31/2018	Follow Up
Village Press	24	Michael McBurney	No	Michael McBurney	12/20/2018	Follow Up
Village Press	24	Michael McBurney	No	Michael McBurney	06/15/2018	Follow Up
Village Restaurant, Inc.	85	Brian E. Steere	No	Brian E. Steere	06/18/2018	Follow Up
VIP Car Wash	97	Heather J. Nicholson	No	Brandi-Lyn Colacone	06/12/2018	Initial Inspection
Visual Creations, Inc.	44	Edward J. Stenovitch	No	Edward J. Stenovitch	12/05/2018	Follow Up
Visual Creations, Inc.	44	Edward J. Stenovitch	No	Nathan P. Daggett	06/01/2018	Follow Up
Water Works Car Wash	97	Michael McBurney	No	Michael McBurney	07/24/2018	Follow Up
Weeden Street Associates, LLC	71	Travis Costa	No	Travis Costa	06/11/2018	Follow Up
Weeden Street Associates, LLC	71	Travis Costa	No	Travis Costa	02/23/2018	Follow Up
Wendy's (Cottage Street)	85	Jared Urban	No	Jared Urban	11/15/2018	Follow Up
Wendy's International, Inc. (Broad)	85	Kyle C. Gannon	No	Kyle C. Gannon	11/27/2018	Follow Up
Western Central Falls	78	Nathan Dean	No	Brandi-Lyn Colacone	02/19/2018	Industrial Area
Western Central Falls	78	Nathan Dean	No	Nathan P. Daggett	02/19/2018	Industrial Area
White Dog Distilling	74	Brian E. Steere	No	Brian E. Steere	07/27/2018	Initial Inspection
Whittet-Higgins Company	42	Brian E. Steere	No	Brian E. Steere	12/27/2018	Follow Up
Whittet-Higgins Company	42	Brian E. Steere	No	Brian E. Steere	06/25/2018	Follow Up
Wildflour Bakery Cafe + Juice Bar	85	Travis Costa	No	Travis Costa	03/22/2018	Follow Up
William Naughton, DDS	94	Brian E. Steere	No	Brian E. Steere	09/27/2018	Follow Up
William Naughton, DDS	94	Brian E. Steere	No	Brian E. Steere	01/25/2018	Follow Up
YMCA of Pawtucket, Inc.	89	Heather J. Nicholson	No	Brandi-Lyn Colacone	04/26/2018	Follow Up
Zaccagnini's Pastry Shoppe	81	Brian E. Steere	No	Brian E. Steere	08/20/2018	Follow Up
Zebra Technologies Corporation	42	Anthony R. Erricola	No	Anthony R. Erricola	12/06/2018	Follow Up
Zebra Technologies Corporation	42	Anthony R. Erricola	No	Anthony R. Erricola	06/28/2018	Follow Up

ATTACHMENT VOLUME II

SECTION 4

***EMERGENCY OR SPECIAL
INVESTIGATIONS***

***EMERGENCY OR SPECIAL
INVESTIGATIONS***

FIELD'S POINT

Emergency or Special Investigations - FIELDS POINT:

- 02/15/18 Pretreatment staff responded to a report from Interceptor Maintenance (IM) staff stating there was a significant grease accumulation of grease at the Washington Park Pump Station. Pretreatment staff conducted inspections of the facilities with the potential to impact the pump station with grease. Four Johnson & Wales University (JWU) buildings at the Harborside campus were inspected. The Harborside Academic Center and Friedman Center were both found to have automatic grease removal units that were not being maintained properly. Notices of Violation were issued to these facilities. The remaining two JWU buildings were in compliance with their permits as the grease removal equipment and logbooks were being properly maintained.
- 03/21/18 Pretreatment staff responded to a chemical fire at Organic Dyes and Pigments, LLC. Upon arrival at the facility Providence Fire Department indicated that the fire had been extinguished and they were monitoring the air in the building. A representative of the company indicated that they were making a soap solution containing fats that was heated to 300° F. The scrubber over the tank malfunctioned and water went into the tank and it splattered and caused the fire. An employee was in the area and pulled the alarm. No one was hurt. The company collected the water used to fight the fire in totes for offsite disposal. The sewer was not impacted.
- 03/28/18 Pretreatment staff responded to a report stating the dumpster used by Maru-Ken dba Ken's Ramen (Ken's Ramen) was leaking grease on to the pavement causing a mess. The restaurant was inspected and it was determined the grease removal unit was working properly. However, a logbook was not available for review. The area around the dumpster was inspected and grease was leaking from it. A representative of the facility stated the dumpster was utilized by all the restaurants in the building. A grease receptacle was located in the area. This receptacle belonged to another restaurant. It was suggested that the restaurant obtain its own grease receptacle or ensure that grease disposed of in the dumpster cannot leak on to the pavement.
- 03/29/18 Pretreatment staff responded to a report stating a pipe discharging outside of the rear entrance of Flemings Steakhouse in Providence. Upon inspection of Flemings Steakhouse kitchen and piping, it was noted that the pipe that discharges outside of the building is a condensate pipe from the Omni Hotel above. The pipe discharges cooling water condensate into a storm water drain located nearby. Flemings Steakhouse confirmed that no washing operations occur outside of their facility.
- 04/17/18 Pretreatment staff responded to a report from the City of Providence Department of Public Works (DPW) stating there was a grease build-up in the sewer line around 170 Atwells Avenue, The area up and downstream of the location were inspected. There were a total of eleven food preparation facilities in the area. Nine of the facilities were permitted. Eight of the nine permitted facilities were found to be in compliance with their permits. The grease removal unit at the remaining permitted facility, Cassarino's, was not being properly maintained. A Notice of Violation requiring the equipment to be properly maintained and fully operational was issued to this facility. The two remaining facilities were not permitted at the time of the investigation. Both facilities, Lekker BBQ and Lotus Garden, had operational grease removal units and were required to obtain Wastewater Discharge Permits.
- 5/22/18 Pretreatment staff responded to a report from IM of a buildup of grease in the line on Borden Avenue off Flanders Street in Johnston. An inspection of the area revealed it to be strictly residential.

Emergency or Special Investigations - FIELDS POINT:

- 07/06/18 - Pretreatment was notified of high concentrations of copper and zinc in a sample
07/11/18 collected from Industrial Surveillance Manhole F07 located on Ellenfield Street in Providence on June 28, 2018. This manhole is located downstream of four metal finishing facilities as well as other permitted industries. All four metal finishing facilities were inspected and appeared to be operating properly. There was no indication at any of the facilities of any upsets during the week of June 28, 2018. All of the other facilities upstream of this manhole were inspected and appeared to be in order.
- 08/16/18 Pretreatment staff responded to a report from IM stating there was excessive grease build up in the line located on Douglas Avenue in North Providence. The grease build up was found during line cleaning operations. The contractor stated roots were removed from the line and that it was believed grease accumulated on the roots causing the build up. Pretreatment staff inspected the area upstream of the manhole where the grease was observed. The area is primarily residential with the exception of a Knights of Columbus hall. The facility was inspected and there are two kitchens. One is used by caterers for warming. The other kitchen is used for cooking and all washing is conducted in this kitchen. A passive grease removal unit has been installed and is being maintained in this kitchen.
- 08/31/18 Pretreatment staff responded to a report from NBC Construction staff stating a construction project on Field's Point drive was bypassing the sewer and discharging sewage directly to a primary clarifier at the Field's Point treatment plant using a hose. The hose leaked from a connection. The sewage/ground water mix discharged to a catch basin located near the primary treatment tanks. This catch basin is connected to the storm water system at the plant. Storm Water Monitoring Station #6 which is located downstream of the impacted catch basin was inspected and was dry. The spill stayed primarily in the catch basin. Operations and IM blocked the line and pumped out the spilled material. The catch basin, storm line, and surrounding pavement were cleaned using hypochlorite which was pumped out of the line as well. The spilled material did not leave the NBC property and the Providence River was not impacted.
- 09/19/18 Pretreatment staff responded to a report from the City of Providence Department of Public Works (DPW) regarding a blockage in the line in front of 420 Broad Street. D.E. Foods, Inc. d/b/a KFC is located at this address. DPW staff stated that a contractor for KFC called the city to jet the line as the company was experiencing a back-up inside the facility and the lateral from the building was unable to be cleaned until the manhole was cleared. The impacted manhole was found to have significant solidified grease, and no flowing water. The manhole was clogged from the solidified grease. The area upstream of the impacted manhole was inspected and KFC is the only business with the potential to discharge grease-laden wastewater to the manhole. An inspection of the facility found one grease removal unit to be operational, and one unit to be non-operational. IM was called in to clean out the impacted manhole.
- 10/3/18 & Pretreatment staff responded to a report from the RI Department of Environmental
10/4/18 Management (DEM) stating there was an accident on the 95N on-ramp from Allens Avenue in Providence involving a gasoline tanker truck. The truck had just filled up at Motiva and had 11,500 gallons of gasoline in the tank. The truck tipped over on the on-ramp tearing the tank causing the gas to spill out onto the ramp and down to Allens Avenue. It was determined approximately 10,000 gallons was released and the rest of the fuel remained in the tank. Providence Fire Department (PFD) applied fire foam and water to the gas on the roadway. The gas, foam, and water flowed to catch basins

Emergency or Special Investigations - FIELDS POINT:

on the east side of Allens Avenue. The catch basins discharge to a storm line that discharges to the Providence River through an outfall on the Motiva property. The

storm line is owned by the City of Providence (Providence) or RIDOT and the outfall is owned by Providence. DEM hired two emergency response companies to clean-up the spilled material and storm line. The companies used vacuum trucks to collect the material. A frac tank was placed on Providence property. When the vac trucks were full, they dumped their loads in the frac tank for disposal. Once the gas/foam/water was pumped off the road, sand was applied to the area. The Coast Guard was on scene to handle the material that was released to the river.

Pretreatment staff was contacted by Field's Point Operations staff stating that strong gas odors were detected in the bar rack room at the Ernest Street Pump Station. The LEL sensors at the pump station were not going off. Pretreatment staff inspected the wet wells at the pump station and there was no sheen observed. Operations staff was advised to keep the doors open to ventilate.

On October 4, 2018 Pretreatment staff received a report from DEM stating that when monitoring the atmosphere in manholes on the 102" sewer line on Allens Avenue in the area of the spill, the LEL level was 20%. In addition, the LEL in the affected storm line was 99%. Pretreatment staff contacted Field's Point staff to determine if the plant was being impacted. The LEL sensors in the Ernest Street Pump station were not detecting anything unusual and the gasoline was not being detected at the plant. Upon arrival at the scene, it was determined that sewer line should be vented by opening manholes. By doing this, the LEL level dropped to 0% in a short time. It is believed gasoline, foam, and water entered the sewer line through vented manhole covers. Throughout the night the plant was contacted to see if there was any impact from the spill. The gas was not seen at the plant and the LEL meters did not detect anything unusual throughout the incident. Pretreatment staff continued to assist DEM and the contractors in monitoring the atmosphere in the storm line. The contractor ventilated the storm line using a fan. Grit was removed from the impacted catch basins. Fuel that remained in the storm line was pumped out. All of the material was shipped offsite for disposal.

11/15/19 Pretreatment staff investigated the area surrounding Surveillance Manhole 69B located on Aurora Street in Providence upstream of Monarch Metal Finishing Company (Monarch). The investigation was conducted in response to a high concentration of nickel found in a sample collected on September 26, 2018 from this manhole. Upon inspection of the area it was noted that there were totes labeled "nickel sulfate solution" and equipment coated with nickel salts being stored outside of Monarch. The facility was inspected. Fernando Vieira represented the facility. The plating and pretreatment areas were inspected and all appeared in order. The fenced in area outside of the facility was inspected. There were 12 empty totes, some of which were labeled with nickel sulfate solution, in the area. Nickel filters, plating barrels, plating tanks and racks were also being stored in this area. Some of this equipment had a coating of nickel salts on it. Mr. Vieira stated that the totes and equipment had recently been purchased from a plating facility and was only going to be stored outside temporarily. He was told that it needed to be relocated since material was exposed to the elements and nickel could have been removed from equipment from storms and flowed to the sewer system.

Emergency or Special Investigations - FIELDS POINT:

12/27/18 Pretreatment staff responded to a report that grease was spilling out of a dumpster at Flames Restaurant, located at 734 Eddy Street. Upon investigation of the restaurant and grease receptacle, large puddles of grease were noted inside of the restaurants dumpster holding area and flowed onto Eudora Street. The manager of the restaurant stated that the accumulated grease outside of the dumpster was due to a spill. The firm was required to immediately clean the accumulated grease, and to contact their grease renderer to replace the dumpster. The firm had cleaned and applied absorbent material to the impacted area.

***EMERGENCY OR SPECIAL
INVESTIGATIONS***

BUCKLIN POINT

Emergency or Special Investigations – BUCKLIN POINT:

- 02/16/18 Pretreatment staff responded to a report from the City of East Providence of grease accumulation in a sewer line on Fern Drive. The area upstream of the location was investigated. The three permitted facilities located upstream are Chelo's Hometown Bar & Grille, Apple Valley Kenco, Inc. d/b/a KFC, and Motown Pizza, LLC d/b/a Little Caesars. All three facilities were inspected. Chelo's Hometown Bar & Grille was found to be in compliance as the grease removal equipment and logbook were being properly maintained. An inspection of Apple Valley Kenco, Inc. d/b/a KFC revealed a properly operating and maintained outdoor in-ground grease interceptor. However documentation of the last interceptor pump out could not be located. An inspection of Motown Pizza, LLC d/b/a Little Caesars revealed a properly operating grease removal unit, however, the required logbook was not being maintained. The firms were issued Notices of Violation.
- 05/09/18 Pretreatment staff responded to a report from Bucklin Point Operations staff of diesel odors at the treatment facility. It was stated the odor was coming from the BVI and there was a sheen on the flow. Pretreatment staff inspected both BVI and the EPI upon arrival at the plant. A sheen was not present in either interceptor and the odor had dissipated. BVI upstream of the plant and the Bucklin Brook were inspected. A sheen was not seen and the odor was not present at either location. The treatment plant was not adversely impacted.
- 06/26/18 Pretreatment staff responded to a report of a HAZMAT incident at Cintas Corporation located in Cumberland. It was stated an employee that was working the early morning shift believed the alkali cleaning solution tank had leaked and the solution had leaked under the containment berm. It was determined the material on the floor was residual floor wash water that had crystallized. As a precaution the employee contacted the Fire Department. Absorbent material was applied to the affected area. No liquid was released outside of the pretreatment area. The tanks in the area were inspected and appeared to be in good condition. The sewer system was not impacted.
- 08/23/18 Pretreatment staff responded to a report from the EPA stating they received an anonymous complaint that a company at 490 Taunton Avenue in East Providence was discharging wastewater from carpet cleaning operations into the sewer system. The facility was unoccupied at the time of the inspection. Two commercial vehicles were parked in front of the three-bay garage. One of the vehicles appeared to contain a carpet cleaning machine and cleaning supplies. A catch basin was observed adjacent to the parked vehicles. The catch basin appeared clear of debris. It was determined that the facility is occupied by Go Green Building Services, LLC. The owner was contacted and instructed to immediately cease all wastewater discharges to the catch basin. The owner stated that no carpet wastewater is discharged at the facility. The owner was instructed to apply for and obtain a Wastewater Discharge Permit prior to discharging any wastewater to the sewer.
- 09/11/18 Pretreatment staff responded to a report from the City of East Providence of grease build-up in a manhole on the corner of Anama Avenue and Fern Drive in East Providence. All restaurants with the ability to impact this area were inspected and all were found to be operating in accordance with their Wastewater Discharge Permits. Pretreatment staff will continue to inspect the area to determine new wastewater sources and regulate existing users for compliance with their Wastewater Discharge Permits.

Emergency or Special Investigations – BUCKLIN POINT:

- 10/25/18 Pretreatment staff responded to a report from EMDA staff stating low pH and evidence of grease was observed in the sewer system on Foundry Street in Central Falls. Two companies with a potential to impact the sewer line were inspected. A permitted restaurant, A&M Bakery d/b/a La Sorpresa, had an automatic grease removal unit that was found to be non-operational. The company was issued a NOV and was required to fix the unit. The other company, General Polymer Inc., was inspected and found to not have any discharges other than sanitary to the sewer system.
- 11/6/18 Pretreatment staff responded from Bucklin Point Operations staff that the primary clarifiers were impacted by red color. Operations staff indicated that BVI had a faint red color but it appeared to be at the tail end of the discharge. Companies with the potential to impact the were contacted and required to submit their color logs. The only company discharging red effluent was Liquid Blue. A Notice of Violation was issued.
- 11/9/18 Pretreatment staff responded to an anonymous report stating Med-Tech Ambulance was conducting vehicle washing at their location on Alden Street in Pawtucket. The facility was closed at the time of the response. Washing equipment was observed. The company was issued a letter outlining NBC requirements.
- 11/23/18 Pretreatment staff responded to a report that an 1" RAS line at Bucklin Point broke due to the cold weather. This released RAS to the grass behind the Hypo Building as well as onto the pavement. It was noted that it was flowing to a catch basin behind the bisulfite building. This catch basin was immediately protected by the use of Flood Sacks, sand bags and absorbent pads. An inspection of the area showed that the material was freezing as it flowed to the catch basin. RAS did not discharge beyond this initial catch basin. Therefore no RAS discharged to the Seekonk River. The catch basin was opened and the level was below the discharge line. This line was plugged. The catch basin was pumped out and discharged to process. The area of the spill was washed down to the catch basin and this material was pumped back to the process as well. Where possible RAS was shoveled into buckets and put back into the process tanks. Hypo was applied to area impacted by the spill.

ATTACHMENT VOLUME II

SECTION 5

***COMPLIANCE MONITORING
RESULTS FOR SIGNIFICANT
INDUSTRIAL USERS***

COMPLIANCE MONITORING LEGEND

Parameter Legend

Cd = Cadmium

Cr = Chromium

Cu = Copper

Pb = Lead

Ni = Nickel

Ag = Silver

Zn = Zinc

CN = Cyanide

Hg = Mercury

Mo = Molybdenum

As = Arsenic

Sn = Tin

VOC = Volatile Organic Compounds

Se = Selenium

O&G = Oil and Grease

BOD = Biochemical Oxygen Demand

TSS = Total Suspended Solids

TTO = Total Toxic Organics

TRC = Total Residual Chlorine

TKN = Total Kjeldahl Nitrogen

Sample Legend

C = Composite Sample

G = Grab Sample

CDF = Concentrated Discharge Formula

Category # Refers to Users Category Number Specified in Chapter III

***COMPLIANCE MONITORING
RESULTS FOR SIGNIFICANT
INDUSTRIAL USERS***

FIELD'S POINT

**Field's Point
Compliance Monitoring Results for Significant Industrial Users - 2018**

Company Name	Sample Location	Category	Sample Date	Received Date	NBC Sample	Type	Flow	Volume	CDF	Cd	Cr	Cu	Pb	Ni	Zn	Cn	Ag	BOD	TSS	TTO	Total O&G	Other Parameters	Violation			
A & F Plating Company	#1	11	01/25/2018	01/26/2018	Yes	C	730			0.015	0.075	0.161	0.075	0.159	0.06	0.056	0.025						Nitrate+Nitrite = 0.1 TKN = 0.573 As = 0.005 Total Nitrogen = 0.573 Ammonia = 0.1	No		
A & F Plating Company	#1	11	07/25/2018	09/04/2018	Yes	C	1054			0.015	0.075	0.029	0.075	0.153	0.06	0.021	0.025							As = 0.005 Total Nitrogen = 0.773 TKN = 0.669 Nitrate+Nitrite = 0.104 Ammonia = 0.128	No	
A & F Plating Company	#1	11	04/23/2018	05/30/2018	No	C	1000			0.02	0.06	0.33	0.05	1.16	0.18	0.01	0.03								No	
A & F Plating Company	#1	11	08/23/2018	10/02/2018	No	C	950					0.22		0.63		0.01									No	
A & F Plating Company	#1	11	06/04/2018	07/27/2018	No	C	1400					0.11		0.25		0.09									No	
A & F Plating Company	#1	11	10/23/2018	11/30/2018	No	C	620			0.02	0.07	0.56	0.05	1.23	0.13	0.13	0.01								No	
A & F Plating Company	#1	11	12/10/2018	01/30/2019	No	C	680					0.26		0.62		0.57									No	
A & F Plating Company	#1	11	02/22/2018	03/30/2018	No	C	600					0.29		0.33		0.27									No	
A. Harrison & Company, Inc.	#1	22	03/20/2018	03/20/2018	Yes	G		1														4		TKN = 0.5 Total Nitrogen = 0.5 Ammonia = 0.1 Nitrate+Nitrite = 0.125	No	
A. Harrison & Company, Inc.	#1	22	05/22/2018	05/22/2018	Yes	G		1														0.053	4	TKN = 0.5, Acetone = 0.1 Total Nitrogen = 0.5 Nitrate+Nitrite = 0.13 Ammonia = 0.1	No	
A. Harrison & Company, Inc.	#1	22	10/19/2018	10/19/2018	Yes	C		1														0.027	4	Ammonia = 0.1 Total Nitrogen = 0.5 Nitrate+Nitrite = 0.171 TKN = 0.5 As = 0.005 Acetone = 0.2	No	
A. Harrison & Company, Inc.	#1	22	01/30/2018	03/01/2018	No	G																0.016	3.2		No	
A. Harrison & Company, Inc.	#1	22	07/30/2018	08/31/2018	No	G																0.026	5.1		No	
Alloy Holdings, LLC	#1	43	08/07/2018	09/04/2018	Yes	C	5539			0.015	0.075	0.032	0.075	0.05	3.602		0.025								As = 0.005 Total Nitrogen = 0.5 Ammonia = 0.1 Nitrate+Nitrite = 0.163 TKN = 0.5	Yes
Alloy Holdings, LLC	#1	43	03/08/2018	03/09/2018	Yes	C		1		0.015	0.075	0.02	0.075	0.05	1.192		0.025								As = 0.005 Nitrate+Nitrite = 0.104 TKN = 0.5 Ammonia = 0.1 Total Nitrogen = 0.5	No
Alloy Holdings, LLC	#1	43	12/06/2018	12/07/2018	Yes	C	5838			0.015	0.075	0.02	0.075	0.05	0.06		0.025								Ammonia = 0.1 Total Nitrogen = 0.5 Nitrate+Nitrite = 0.116 TKN = 0.5 As = 0.005	No
Alloy Holdings, LLC	#1	43	09/20/2018	09/28/2018	No	C									0.05											No
Alloy Holdings, LLC	#1	43	09/12/2018	09/28/2018	No	C									0.03											No
Alloy Holdings, LLC	#1	43	04/23/2018	05/07/2018	No	C				0.01	0.02	0.094	0.02	0.05	0.562		0.01									No
Alloy Holdings, LLC	#1	43	09/26/2018	10/05/2018	No	C									0.05											No
Alloy Holdings, LLC	#1	43	10/02/2018	10/16/2018	No	C				0.005	0.01	0.01	0.01	0.025	0.029		0.005									No
Alloy Holdings, LLC	#2	43	10/02/2018	10/16/2018	No	C				0.005	0.01	0.01	0.01	0.025	0.026		0.005									No
Alloy Holdings, LLC	#2	43	04/23/2018	05/07/2018	No	C				0.01	0.02	0.02	0.02	0.05	0.092		0.01									No
Armbrust International, Ltd.	#1	11	07/25/2018	09/04/2018	Yes	C	2320			0.015	0.075	0.454	0.075	2.343	0.202	0.038	0.134								Total Nitrogen = 24.7 Ammonia = 0.665 Nitrate+Nitrite = 0.1 TKN = 24.7 As = 0.005	Yes
Armbrust International, Ltd.	#1	11	01/29/2018	01/30/2018	Yes	C		1		0.015	0.075	0.5	0.075	0.269	0.346	0.026	0.091								Total Nitrogen = 23.722 Ammonia = 1.28 Nitrate+Nitrite = 0.122 TKN = 23.6 As = 0.005	No

**Field's Point
Compliance Monitoring Results for Significant Industrial Users - 2018**

Company Name	Sample Location	Category	Sample Date	Received Date	NBC Sample	Type	Flow	Volume	CDF	Cd	Cr	Cu	Pb	Ni	Zn	Cn	Ag	BOD	TSS	TTO	Total O&G	Other Parameters	Violation	
Armbrust International, Ltd.	#1	11	10/02/2018	10/03/2018	Yes	C		1		0.015	0.075	2.13	0.075	2.176	2.197	3.53	0.025					As = 0.005 Total Nitrogen = 10.5 TKN = 10.2 Nitrate+Nitrite = 0.285 Ammonia = 7.57	Yes	
Armbrust International, Ltd.	#1	11	12/12/2018	12/13/2018	Yes	C	2619			0.015	0.075	0.119	0.075	0.228	0.105	0.008	0.051					Ammonia = 2.1 Nitrate+Nitrite = 0.142 TKN = 44.7 As = 0.005 Total Nitrogen = 44.8	No	
Armbrust International, Ltd.	#1	11	12/13/2018	01/02/2019	No	C	670					0.147		0.187	0.133	0.01	0.028						No	
Armbrust International, Ltd.	#1	11	11/14/2018	12/04/2018	No	C	500					0.025		0.085	0.05	0.06	0.025						No	
Armbrust International, Ltd.	#1	11	10/17/2018	10/26/2018	No	C	5011			0.002	0.025	0.133	0.025	0.197	0.311	0.01	0.025						No	
Armbrust International, Ltd.	#1	11	09/11/2018	10/03/2018	No	C	4787					0.164		0.368	0.161	0.024	0.082						No	
Armbrust International, Ltd.	#1	11	08/21/2018	08/27/2018	No	C	580							0.308									No	
Armbrust International, Ltd.	#1	11	08/15/2018	08/23/2018	No	C	650							0.554									No	
Armbrust International, Ltd.	#1	11	08/07/2018	08/22/2018	No	C	880					0.115		1.57	0.267	0.21	0.16						No	
Armbrust International, Ltd.	#1	11	08/03/2018	08/09/2018	No	C	630							0.353									No	
Armbrust International, Ltd.	#1	11	07/24/2018	08/03/2018	No	C	660					0.156			0.114	0.41	0.041						No	
Armbrust International, Ltd.	#1	11	06/21/2018	07/12/2018	No	C	860					0.116		0.31	0.23	0.02	0.085						No	
Armbrust International, Ltd.	#1	11	05/02/2018	06/05/2018	No	C	456					0.058		0.085	0.115	0.03	0.025						No	
Armbrust International, Ltd.	#1	11	04/03/2018	04/20/2018	No	C	2917			0.002	0.025	0.181	0.025	0.17	0.175	0.01	0.025						No	
Armbrust International, Ltd.	#1	11	03/29/2018	04/06/2018	No	C	5586390	360				0.106											No	
Armbrust International, Ltd.	#1	11	03/20/2018	04/06/2018	No	C	5577320	670				0.076											No	
Armbrust International, Ltd.	#1	11	03/15/2018	04/06/2018	No	C	5591705	515				0.127		0.092	0.189	0.03	0.025						No	
Armbrust International, Ltd.	#1	11	02/20/2018	03/09/2018	No	C	3016740	510				4.04		0.551	1.65	0.11	0.17						Yes	
Armbrust International, Ltd.	#1	11	01/16/2018	02/07/2018	No	G	560	560				0.311		0.391	0.195	0.05	0.032						No	
Contract Specialties, Inc.	#1	11	03/22/2018	03/23/2018	Yes	C	4339			0.015	0.075	0.068	0.075	0.05	0.06	0.004	0.025						As = 0.005 TKN = 1.44 Nitrate+Nitrite = 0.121 Ammonia = 0.1 Total Nitrogen = 1.561	No
Contract Specialties, Inc.	#1	11	09/06/2018	09/07/2018	Yes	C	4491			0.015	0.075	0.093	0.075	0.05	0.06	0.004	0.025						Ammonia = 0.1 Total Nitrogen = 1.4 Nitrate+Nitrite = 0.146 As = 0.005 TKN = 1.25	No
Contract Specialties, Inc.	#1	11	02/05/2018	02/20/2018	No	C	681					0.34		0.04		0.01							No	
Contract Specialties, Inc.	#1	11	12/04/2018	12/12/2018	No	C	5154					0.45		0.04		0.01							No	
Contract Specialties, Inc.	#1	11	04/02/2018	04/17/2018	No	C	5341			0.02	0.05	0.14	0.05	0.04	0.05	0.01	0.01						No	
Contract Specialties, Inc.	#1	11	06/11/2018	06/25/2018	No	C	905					0.24		0.04		0.01							No	
Contract Specialties, Inc.	#1	11	08/02/2018	08/29/2018	No	C	863					0.57		0.04		0.01							No	
Contract Specialties, Inc.	#1	11	10/01/2018	10/16/2018	No	C	910			0.02	0.05	0.24	0.05	0.04	0.03	0.01	0.03						No	
Contracting Specialists Inc.	#1	34	09/18/2018	09/19/2018	Yes	C	6654		N	0.015	0.075	0.02	0.075	0.05	0.06		0.025		21.762		4		Ammonia = 0.178 As = 0.005 Nitrate+Nitrite = 1.13 TKN = 1.22 Total Nitrogen = 2.35	No
Contracting Specialists Inc.	#1	34	09/13/2018	09/14/2018	Yes	C	10098		N	0.015	0.075	0.02	0.075	0.05	0.06		0.025		108		4		Ammonia = 0.1 As = 0.005 Nitrate+Nitrite = 0.1 TKN = 1.06 Total Nitrogen = 1.06	No
Contracting Specialists Inc.	#1	34	09/05/2018	10/25/2018	No	C	9200		N	0.004	0.01	0.02	0.01	0.02	0.082				40		25		No	
Contracting Specialists Inc.	#1	34	09/14/2018	10/25/2018	No	C	17600		N	0.02	0.05	0.02	0.05	0.04	0.02				128		1		No	
Contracting Specialists Inc.	#1	34	09/17/2018	10/25/2018	No	C	8000		N	0.02	0.05	0.02	0.05	0.04	0.01				85		1		No	
Contracting Specialists Inc.	#1	34	09/18/2018	10/25/2018	No	C			N	0.02	0.05	0.02	0.05	0.04	0.02				76		1		No	
Contracting Specialists Inc.	#1	34	09/20/2018	10/25/2018	No	C	8000		N	0.02	0.05	0.04	0.05	0.04	0.08				303		1		No	
Contracting Specialists Inc.	#1	34	09/19/2018	10/25/2018	No	C	4400		N	0.02	0.05	0.03	0.05	0.04	0.02				56		1		No	
DiFruscia Industries, Inc.	#1	11	11/28/2018	11/29/2018	Yes	C	1422		N	0.015	0.359	0.124	0.075	0.091	4.141	0.94	0.025						Total Nitrogen = 2.22 Ammonia = 0.1 Nitrate+Nitrite = 1.44 TKN = 0.782 As = 0.005	Yes
DiFruscia Industries, Inc.	#2	11	01/31/2018	03/27/2018	No	C	20000		N														CN-EPA = 0.39	No

**Field's Point
Compliance Monitoring Results for Significant Industrial Users - 2018**

Company Name	Sample Location	Category	Sample Date	Received Date	NBC Sample	Type	Flow	Volume	CDF	Cd	Cr	Cu	Pb	Ni	Zn	Cn	Ag	BOD	TSS	TTO	Total O&G	Other Parameters	Violation			
Ira Green, Inc.	#2	11	07/03/2018	08/17/2018	No	G	36200	800	Y			1.57	0.005	0.292	3.14								No			
Ira Green, Inc.	#2	11	03/07/2018	04/19/2018	No	G	33400	800	Y			0.638	0.005	0.024	0.393								No			
Ira Green, Inc.	#4	11	09/07/2018	10/11/2018	No	G	32900	300	Y			0.428	0.005	0.032	0.247								No			
Ira Green, Inc.	#4	11	07/03/2018	08/17/2018	No	G	36200	300	Y			10.9	0.005	0.04	2.04								No			
Ira Green, Inc.	#4	11	01/05/2018	02/15/2018	No	G	31800	300	Y			0.979	0.005	0.156	0.602								No			
Ira Green, Inc.	#4	11	05/08/2018	06/11/2018	No	G	33400	300	Y			0.513	0.005	0.013	0.185								No			
Ira Green, Inc.	#4	11	11/14/2018	12/21/2018	No	G	31300	300	Y			0.041	0.005	0.058	0.025								No			
Ira Green, Inc.	#4	11	03/07/2018	04/19/2018	No	G	33400	300	Y			0.185	0.005	0.138	0.15								No			
Ira Green, Inc.	#5	11	02/02/2018	03/20/2018	No	G	32500	300	Y			0.216	0.005	0.07	0.15								No			
Ira Green, Inc.	#5	11	04/13/2018	05/14/2018	No	G	29400	300	Y			0.295	0.005	1.19	1.57								No			
Ira Green, Inc.	#5	11	10/02/2018	11/19/2018	No	G	32800	300	Y			0.048	0.187	3.69	2.59								No			
Ira Green, Inc.	#5	11	12/10/2018	01/22/2019	No	G	32700	300	Y			0.228	0.017	3.54	6.03								No			
Ira Green, Inc.	#5	11	08/15/2018	09/14/2018	No	G	34600	300	Y			1.12	0.005	0.048	0.589								No			
Ira Green, Inc.	#5	11	06/05/2018	07/12/2018	No	G	30700	300	Y			0.04	0.01	0.051	0.058								No			
Mahr, Inc.	#1	11	02/19/2018	02/21/2018	Yes	C	1646			0.015	0.977	0.039	0.075	0.05	0.06	0.004	0.025				0.003	4	Total Nitrogen = 0.5 Nitrate+Nitrite = 0.119 Ammonia = 0.1 TKN = 0.5 As = 0.005	No		
Mahr, Inc.	#1	11	09/05/2018	09/07/2018	Yes	C	2620	1		0.015	5.45	0.077	0.178	0.05	0.06	0.005	0.025							Total Nitrogen = 0.5 TKN = 0.5 Nitrate+Nitrite = 0.13 Ammonia = 0.1 As = 0.005	Yes	
Mahr, Inc.	#1	11	12/11/2018	12/12/2018	Yes	C	6040			0.015	1.008	0.068	0.075	0.05	0.06	0.023	0.025							As = 0.005 TKN = 0.5 Nitrate+Nitrite = 0.125 Ammonia = 0.1 Total Nitrogen = 0.5	No	
Mahr, Inc.	#1	11	12/04/2018	12/14/2018	No	C	1091					1.08	0.05		0.04	0.04								No		
Mahr, Inc.	#1	11	09/18/2018	10/05/2018	No	C	1279					2.05												No		
Mahr, Inc.	#1	11	09/17/2018	10/05/2018	No	C	374					1.58												No		
Mahr, Inc.	#1	11	04/04/2018	04/13/2018	No	C	1199			0.02	1.54	0.04	0.05	0.04	0.11	0.01	0.01							No		
Mahr, Inc.	#1	11	08/07/2018	08/29/2018	No	C	1217					1.44	0.14		0.04	0.14								No		
Mahr, Inc.	#1	11	09/20/2018	10/05/2018	No	C	1578					1.26												No		
Mahr, Inc.	#1	11	10/03/2018	10/22/2018	No	C	3261			0.02	2.44	0.25	0.05	0.04	0.14	0.01	0.01							No		
Mahr, Inc.	#1	11	02/07/2018	02/20/2018	No	C	1349					0.55	0.09		0.04	0.02								No		
Mahr, Inc.	#1	11	10/29/2018	11/16/2018	No	C	1331			0.02	1.52	0.06	0.05	0.04	0.05		0.01							No		
Mahr, Inc.	#1	11	06/04/2018	06/18/2018	No	C	1266					2.05	0.08		0.04	0.03								No		
Mahr, Inc.	#1	11	09/19/2018	10/05/2018	No	C	1369					2.08												No		
Mahr, Inc.	#2	11	04/04/2018	04/13/2018	No	G		200	N													1		No		
Mahr, Inc.	#2	11	10/03/2018	10/22/2018	No	G			N													2.1		No		
Metallurgical Solutions, Inc.	#1	11	03/12/2018	03/13/2018	Yes	G		1		0.015	2.535	0.711	0.075	1.087	0.181	0.027	0.025							Total Nitrogen = 604.28 Ammonia = 0.725 TKN = 2.28 Nitrate+Nitrite = 602 As = 0.01 As = 0.005 TKN = 5	No	
Metallurgical Solutions, Inc.	#1	11	09/06/2018	09/06/2018	Yes	C		1		0.015	0.197	0.142	0.075	0.324	0.07	0.091	0.025							Nitrate+Nitrite = 1200 Ammonia = 0.828 Total Nitrogen = 1200	No	
Metallurgical Solutions, Inc.	#1	11	07/31/2018	08/14/2018	No	G				0.02	0.05	0.02	0.05	0.04	0.03	0.01	0.01								No	
Metallurgical Solutions, Inc.	#1	11	01/19/2018	01/29/2018	No	G				0.02	0.18	0.21	0.05	0.37	0.12	0.01	0.02								No	
Monarch Metal Finishing Co. - Aurora St.	#1	11	09/18/2018	09/19/2018	Yes	C	2021			0.015	0.099	0.048	0.075	3.806	0.06	0.02	0.025								TKN = 0.825 Nitrate+Nitrite = 0.222 Ammonia = 0.282 As = 0.005 Total Nitrogen = 1.05	Yes
Monarch Metal Finishing Co. - Aurora St.	#2	11	10/10/2018	10/30/2018	No	C	4488																	CN-EPA = 0.29	No	
Monarch Metal Finishing Co. - Aurora St.	#2	11	02/13/2018	03/30/2018	No	C	1296284	524																CN-EPA = 0.28	No	
Monarch Metal Finishing Co. - Aurora St.	#2	11	04/23/2018	05/24/2018	No	C	449																	CN-EPA = 0.2	No	
Monarch Metal Finishing Co. - Aurora St.	#2	11	08/14/2018	09/26/2018	No	G	70																	CN-EPA = 0.17	No	
Monarch Metal Finishing Co. - Aurora St.	#2	11	12/18/2018	01/30/2019	No	C	3366																	CN-EPA = 0.11	No	

Field's Point
Compliance Monitoring Results for Significant Industrial Users - 2018

Company Name	Sample Location	Category	Sample Date	Received Date	NBC Sample	Type	Flow	Volume	CDF	Cd	Cr	Cu	Pb	Ni	Zn	Cn	Ag	BOD	TSS	TTO	Total O&G	Other Parameters	Violation		
Monarch Metal Finishing Co. - Aurora St.	#2	11	06/18/2018	07/06/2018	No	C	224																CN-EPA = 0.01	No	
Monarch Metal Finishing Co. - Aurora St.	#1	11	12/18/2018	12/19/2018	Yes	C	1497			0.015	0.075	0.219	0.075	0.301	0.256	0.095	0.025						As = 0.005 Total Nitrogen = 1.5 Ammonia = 0.1 Nitrate+Nitrite = 0.111 TKN = 1.39	No	
Monarch Metal Finishing Co. - Aurora St.	#1	11	03/29/2018	03/30/2018	Yes	C		1		0.015	0.075	0.428	0.075	0.1	0.06	0.024	0.025						Ammonia = 2.25 Total Nitrogen = 3.305 As = 0.005 Nitrate+Nitrite = 0.305 TKN = 3	No	
Monarch Metal Finishing Co. - Aurora St.	#1	11	09/18/2018	10/25/2018	No	C	2394					0.049	0.063			0.025								No	
Monarch Metal Finishing Co. - Aurora St.	#1	11	09/27/2018	10/25/2018	No	C	2394							0.84										No	
Monarch Metal Finishing Co. - Aurora St.	#1	11	10/04/2018	10/25/2018	No	C	1646							0.89										No	
Monarch Metal Finishing Co. - Aurora St.	#1	11	10/18/2018	10/30/2018	No	C	2618							0.53										No	
Monarch Metal Finishing Co. - Aurora St.	#1	11	10/10/2018	10/30/2018	No	C	4488			0.02	0.35	0.58	0.05	0.92	0.24	0.1	0.09							No	
Monarch Metal Finishing Co. - Aurora St.	#1	11	02/13/2018	03/30/2018	No	C	1296284	524				0.44		0.28	0.03	0.21	0.1							No	
Monarch Metal Finishing Co. - Aurora St.	#1	11	06/18/2018	07/06/2018	No	C	224					0.91		0.07	0.19	0.01	0.02							No	
Monarch Metal Finishing Co. - Aurora St.	#1	11	12/18/2018	01/30/2019	No	C	3366			0.02	0.05	0.2	0.05	0.31	0.22	0.15	0.02							No	
Monarch Metal Finishing Co. - Aurora St.	#1	11	08/14/2018	09/26/2018	No	C	70					0.77		0.53	0.29	0.01	0.02							No	
Monarch Metal Finishing Co. - Aurora St.	#1	11	03/29/2018	04/25/2018	No	C	898			0.02	0.05	0.42	0.05	0.12	0.05	0.04	0.01							No	
Monarch Metal Finishing Co. - Aurora St.	#1	11	04/23/2018	05/24/2018	No	C	449			0.02	0.07	0.56	0.05	1.09	0.54	0.14	0.07							No	
Monarch Metal Finishing, Inc.	#1	11	01/30/2018	01/31/2018	Yes	C		1		0.015	0.075	0.931	0.075	0.407	1.203	0.052	0.025							Total Nitrogen = 16.476 Ammonia = 12.5 Nitrate+Nitrite = 0.556 TKN = 15.92 As = 0.005	No
Monarch Metal Finishing, Inc.	#2	11	01/11/2018	02/22/2018	No	C																		CN-EPA = 0.14	No
Monarch Metal Finishing, Inc.	#2	11	07/23/2018	08/21/2018	No	G	27227																	CN-EPA = 0.01	No
Monarch Metal Finishing, Inc.	#1	11	07/31/2018	09/04/2018	Yes	C	13248			0.02	0.044				6.282		0.074							As = 0.005 Total Nitrogen = 18.8 TKN = 18.1 Nitrate+Nitrite = 0.721 Ammonia = 12.8	Yes
Monarch Metal Finishing, Inc.	#1	11	10/02/2018	10/03/2018	Yes	C	18189			0.018	0.098	1.032	0.063	1.081	0.945	0.027	0.05							As = 0.005 TKN = 22 Nitrate+Nitrite = 0.1 Ammonia = 2.82 Total Nitrogen = 22	No
Monarch Metal Finishing, Inc.	#1	11	11/02/2018	11/27/2018	No	C	25432					0.52		0.54	0.32	0.31									No
Monarch Metal Finishing, Inc.	#1	11	10/25/2018	11/06/2018	No	C	26180					0.86		0.48		0.38									No
Monarch Metal Finishing, Inc.	#1	11	10/18/2018	11/06/2018	No	C	19448					0.65		0.58		0.03									No
Monarch Metal Finishing, Inc.	#1	11	10/11/2018	11/06/2018	No	C	3050			0.02	0.33	0.45	0.05	0.74	0.12	0.28	0.05								No
Monarch Metal Finishing, Inc.	#1	11	10/02/2018	11/06/2018	No	C	21916			0.018	0.098	1.032	0.063	1.081	0.945		0.05								No
Monarch Metal Finishing, Inc.	#1	11	09/06/2018	09/20/2018	No	C	22290					0.64		0.35	0.31	0.04									No
Monarch Metal Finishing, Inc.	#1	11	07/31/2018	09/10/2018	No	C	13248					4.592	0.075	0.908		0.004									Yes
Monarch Metal Finishing, Inc.	#1	11	08/29/2018	09/10/2018	No	C	21393					0.66			0.13										No
Monarch Metal Finishing, Inc.	#1	11	08/22/2018	09/10/2018	No	C	26105					0.61			0.47										No
Monarch Metal Finishing, Inc.	#1	11	08/15/2018	09/10/2018	No	C	19448					0.69		0.44	0.26	0.04									No
Monarch Metal Finishing, Inc.	#1	11	07/23/2018	08/21/2018	No	C	27227					0.72		0.21	0.21	0.01									No
Monarch Metal Finishing, Inc.	#1	11	06/19/2018	07/06/2018	No	C	28274					0.5		0.04	0.12	0.01									No
Monarch Metal Finishing, Inc.	#1	11	05/21/2018	06/21/2018	No	C	26105					0.99		1.01	0.46	0.5									No
Monarch Metal Finishing, Inc.	#1	11	04/24/2018	05/25/2018	No	C	28648			0.02	0.08	0.57	0.05	1.12	0.45	0.12	0.03								No
Monarch Metal Finishing, Inc.	#1	11	03/27/2018	04/24/2018	No	C	29247					0.48		0.95	0.58	0.21									No
Monarch Metal Finishing, Inc.	#1	11	02/05/2018	03/29/2018	No	C	63461218	25582				0.22		0.49	0.17	0.08									No
Monarch Metal Finishing, Inc.	#1	11	01/11/2018	02/22/2018	No	C	3370	3370				0.37		0.62	0.39	0.2									No
Monarch Metal Finishing, Inc.	#1	11	12/17/2018	01/29/2019	No	C	18924					0.79		0.21	0.05	0.03									No
Narragansett Jewelry	#1	11	08/08/2018	09/04/2018	Yes	C	2650			0.015	0.075	0.229	0.075	0.05	0.06	0.007	0.025							As = 0.005 Total Nitrogen = 0.5 TKN = 0.5 Nitrate+Nitrite = 0.229 Ammonia = 0.1	No

**Field's Point
Compliance Monitoring Results for Significant Industrial Users - 2018**

Company Name	Sample Location	Category	Sample Date	Received Date	NBC Sample	Type	Flow	Volume	CDF	Cd	Cr	Cu	Pb	Ni	Zn	Cn	Ag	BOD	TSS	TTO	Total O&G	Other Parameters	Violation		
Narragansett Jewelry	#1	11	02/07/2018	02/08/2018	Yes	C		1		0.015	0.075	0.047	0.075	0.05	0.06	0.006	0.025						As = 0.005 Nitrate+Nitrite = 0.157 TKN = 0.5 Ammonia = 0.1 Total Nitrogen = 0.5	No	
Narragansett Jewelry	#1	11	02/20/2018	03/30/2018	No	C	3489880	4890				0.05		0.05	0.04	0.01								No	
Narragansett Jewelry	#1	11	04/09/2018	05/30/2018	No	C	4680			0.02	0.05	0.15	0.05	0.06	0.05	0.02	0.04							No	
Narragansett Jewelry	#1	11	06/01/2018	07/27/2018	No	C	5040					0.15		0.05	0.01	0.01								No	
Narragansett Jewelry	#1	11	12/17/2018	01/03/2019	No	C	3290					0.12		0.04	0.02	0.01								No	
Narragansett Jewelry	#1	11	08/14/2018	09/24/2018	No	C	5430					0.16		0.04	0.02	0.01								No	
Narragansett Jewelry	#1	11	10/01/2018	11/20/2018	No	C				0.02	0.05	0.21	0.05	0.04	0.6	0.01	0.01							No	
Narragansett Jewelry	#3	11	10/16/2018	11/20/2018	No	C				0.02	0.05	0.02	0.05	0.04	0.03		0.01							No	
Organic Dyes and Pigments, LLC.	#1	71	02/06/2018	02/07/2018	Yes	C	1900		N	0.015	0.075	0.041	0.075	0.05	9.719		0.025	123.1	31	0.014	6.2		Ammonia = 16.5 As = 0.005 Nitrate+Nitrite = 0.143 TKN = 19 Total Nitrogen = 19.143	Yes	
Organic Dyes and Pigments, LLC.	#1	71	03/21/2018	03/22/2018	Yes	C	2000		N	0.015	0.075	0.02	0.075	0.05	0.462		0.025	471.58	45.33	0.01	53.45		Ammonia = 0.592 Nitrate+Nitrite = 1.69 TKN = 4.02 Total Nitrogen = 4.189 As = 0.005	No	
Organic Dyes and Pigments, LLC.	#1	71	05/01/2018	05/02/2018	Yes	C		1	N	0.015	0.075	0.04	0.075	0.05	0.151		0.025	60.66	26	0.028	44.16		Acetone = 0.494 Ammonia = 1.39 As = 0.005 Nitrate+Nitrite = 0.122 TKN = 29.5 Total Nitrogen = 29.622	No	
Organic Dyes and Pigments, LLC.	#1	71	01/18/2018	02/23/2018	No	C	8600		N	0.02	0.05	0.02	0.05	0.04	0.1		0.01	198.2	10	0.082	8.5			No	
Organic Dyes and Pigments, LLC.	#1	71	03/08/2018	03/26/2018	No	C	8500		N	0.02	0.05	0.02	0.05	0.04	0.07		0.01							No	
Organic Dyes and Pigments, LLC.	#1	71	03/15/2018	03/26/2018	No	C	8500		N	0.02	0.05	0.06	0.05	0.04	0.16		0.01							No	
Organic Dyes and Pigments, LLC.	#1	71	03/22/2018	04/02/2018	No	C	2000		N	0.02	0.05	0.02	0.05	0.04	0.65		0.01							No	
Organic Dyes and Pigments, LLC.	#1	71	07/02/2018	08/30/2018	No	C	9900		N	0.02	0.05	0.03	0.05	0.04	0.07		0.01	66.3	17	0.063	2			No	
Organic Dyes and Pigments, LLC.	#1	71	03/30/2018	04/26/2018	No	C	2000		N			0.02			0.07			5.9	1		30.5			No	
Organic Dyes and Pigments, LLC.	#1	71	05/21/2018	06/22/2018	No	C	1100		N			0.04			0.02			266.7	132		12			No	
Organic Dyes and Pigments, LLC.	#1	71	03/29/2018	04/13/2018	No	C	5000		N	0.02	0.05	0.04	0.05	0.04	0.08		0.01							No	
Pilgrim Screw Corporation	#1	11	03/01/2018	03/02/2018	Yes	G		1	N	0.015	3.645	0.02	0.075	0.283		0.192	0.025				4.035		Total Nitrogen = 1312.5 As = 0.037 TKN = 62.5 Nitrate+Nitrite = 1250 Ammonia = 1.93	Yes	
Pilgrim Screw Corporation	#1	11	01/24/2018	01/24/2018	Yes	G		1	N	0.015			0.075		3.491	0.099	0.025							Ammonia = 5.94 TKN = 6.36 As = 0.005 Total Nitrogen = 9636.36 Nitrate+Nitrite = 9630	Yes
Pilgrim Screw Corporation	#1	11	03/01/2018	03/19/2018	No	G		400	N						17.909										Yes
Pilgrim Screw Corporation	#1	11	01/24/2018	02/28/2018	No	G	400	400	N		1.704	0.051		0.431								4.45			No
Prov. Journal Co. - Production Facility	#1	24	02/21/2018	02/22/2018	Yes	C		1		0.015	0.075	0.022	0.075	0.05	0.06		0.025					7.526		Nitrate+Nitrite = 0.19 Total Nitrogen = 37.29 Ammonia = 1.89 TKN = 37.1 As = 0.005	No
Prov. Journal Co. - Production Facility	#1	24	08/28/2018	09/04/2018	Yes	C	300			0.015	0.075	0.27	0.075	0.05	0.06		0.025					5.431		As = 0.005 Total Nitrogen = 42.4 TKN = 42.3 Nitrate+Nitrite = 0.135 Ammonia = 1.73	No
Prov. Journal Co. - Production Facility	#1	24	05/10/2018	06/04/2018	No	C					0.05	0.02	0.05	0.07	0.03							45.3			No
Prov. Journal Co. - Production Facility	#1	24	07/18/2018	08/03/2018	No	C					0.05	0.04	0.05	0.09	0.005							31.5			No
Prov. Journal Co. - Production Facility	#1	24	03/15/2018	04/05/2018	No	C					0.24	0.11	0.05												No
Prov. Journal Co. - Production Facility	#1	24	09/24/2018	10/09/2018	No	C					0.05	0.03	0.05	0.04	0.06							61.9			No
Prov. Journal Co. - Production Facility	#1	24	01/12/2018	02/06/2018	No	C					0.05	0.06	0.05	0.04	0.01							24			No
Prov. Journal Co. - Production Facility	#1	24	11/16/2018	12/06/2018	No	C					0.07	0.05	0.05	0.05	0.03							27.2			No
Prov. Journal Co. - Production Facility	#1	24	03/15/2018	04/05/2018	No	C					0.24	0.11	0.05	0.04	0.03							43.2			No

Field's Point
Compliance Monitoring Results for Significant Industrial Users - 2018

Company Name	Sample Location	Category	Sample Date	Received Date	NBC Sample	Type	Flow	Volume	CDF	Cd	Cr	Cu	Pb	Ni	Zn	Cn	Ag	BOD	TSS	TTO	Total O&G	Other Parameters	Violation
Providence Specialty Products, LLC	#1	34	05/16/2018	05/18/2018	Yes	G		1	N									629.38	1310		275.5	TKN = 7.77 Ammonia = 0.1 Total Nitrogen = 7.77 Nitrate+Nitrite = 0.2	Yes
Providence Specialty Products, LLC	#2	34	11/27/2018	11/29/2018	Yes	C	13922											14634.86	1108		373.7	TKN = 366 Ammonia = 5.39 Total Nitrogen = 366 Nitrate+Nitrite = 0.1	Yes
Providence Specialty Products, LLC	#2	34	05/16/2018	05/18/2018	Yes	G		1										23104.71	301		230.7	TKN = 354 Ammonia = 6.48 Nitrate+Nitrite = 0.108 Total Nitrogen = 354.108	Yes
Providence Specialty Products, LLC	#1	34	11/27/2018	11/29/2018	Yes	G		1	N									1161.61	96.8		71.41	Nitrate+Nitrite = 0.1 TKN = 39.4 Total Nitrogen = 39.4	No
Providence Specialty Products, LLC	#1	34	04/12/2018	06/18/2018	No	G		300	N									394.7	163		12.7	Ammonia = 0.1	No
Providence Specialty Products, LLC	#1	34	02/23/2018	03/12/2018	No	G	9288	10	N												7.5		No
Providence Specialty Products, LLC	#1	34	02/26/2018	03/12/2018	No	G	9313	10	N												6.8		No
Providence Specialty Products, LLC	#1	34	07/20/2018	08/22/2018	No	G		300	N									229	14		4.8		No
Providence Specialty Products, LLC	#1	34	01/11/2018	02/02/2018	No	G	300	300	N									649	83		18.7		No
Providence Specialty Products, LLC	#1	34	10/17/2018	12/20/2018	No	C		300	N									337.3	78		51.9		No
Providence Specialty Products, LLC	#1	34	02/21/2018	03/02/2018	No	G	9276	10	N												23.4		No
Providence Specialty Products, LLC	#1	34	02/22/2018	03/02/2018	No	G	9288	10	N												35.6		No
Providence Specialty Products, LLC	#2	34	10/17/2018	12/20/2018	No	C	100											6650	3524		174.2		Yes
Providence Specialty Products, LLC	#2	34	12/13/2018	01/03/2019	No	G	82														31.6		No
Providence Specialty Products, LLC	#2	34	12/14/2018	01/03/2019	No	G	82														49.6		No
Providence Specialty Products, LLC	#2	34	12/17/2018	01/03/2019	No	G	75														163.8		Yes
Providence Specialty Products, LLC	#2	34	08/31/2018	09/25/2018	No	C	90														193.8		Yes
Providence Specialty Products, LLC	#2	34	08/30/2018	09/25/2018	No	C	90														185.8		Yes
Providence Specialty Products, LLC	#2	34	08/29/2018	09/25/2018	No	G	90														127.6		Yes
Providence Specialty Products, LLC	#2	34	08/28/2018	09/25/2018	No	G	90														179		Yes
Providence Specialty Products, LLC	#2	34	07/20/2018	08/22/2018	No	C	105											20453	2800		418		Yes
Providence Specialty Products, LLC	#2	34	06/29/2018	07/25/2018	No	G	90														536.5		Yes
Providence Specialty Products, LLC	#2	34	06/28/2018	07/25/2018	No	G	90														250		Yes
Providence Specialty Products, LLC	#2	34	06/27/2018	07/25/2018	No	G	82														221.8		Yes
Providence Specialty Products, LLC	#2	34	06/26/2018	07/25/2018	No	G	82														354.8		Yes
Providence Specialty Products, LLC	#2	34	04/12/2018	06/18/2018	No	C	82											12140	1990		270.1		Yes
Providence Specialty Products, LLC	#2	34	04/12/2018	06/18/2018	No	G	82														270.1		Yes
Providence Specialty Products, LLC	#2	34	04/11/2018	06/18/2018	No	G	90														257.5		Yes
Providence Specialty Products, LLC	#2	34	12/18/2018	01/03/2019	No	G	75														198.3		Yes
Providence Specialty Products, LLC	#2	34	04/09/2018	06/18/2018	No	G	97														311.3		Yes
Providence Specialty Products, LLC	#2	34	02/26/2018	03/12/2018	No	C	9313	11													907.5		Yes
Providence Specialty Products, LLC	#2	34	02/21/2018	03/12/2018	No	C	9276	10													278.6		Yes
Providence Specialty Products, LLC	#2	34	02/23/2018	03/02/2018	No	G	9300	11													179.5		Yes
Providence Specialty Products, LLC	#2	34	02/22/2018	03/02/2018	No	G	9288	10													104.3		No
Providence Specialty Products, LLC	#2	34	01/12/2018	02/02/2018	No	G	18	18													201.4		Yes
Providence Specialty Products, LLC	#2	34	01/10/2018	02/02/2018	No	G	18	18													189.9		Yes
Providence Specialty Products, LLC	#2	34	01/09/2018	02/02/2018	No	G	7642	7642													319		Yes
Providence Specialty Products, LLC	#2	34	01/11/2018	02/02/2018	No	C												17060	675		154.6		Yes
Providence Specialty Products, LLC	#2	34	04/10/2018	06/18/2018	No	G	75														182		Yes
Rhode Island Resource Recovery Corp.	#1	34	06/27/2018	07/30/2018	No	C	160810															Seasonal Nitrate+Nitrite = 2.2 Seasonal TKN = 23 Seasonal Total Nitrogen = 25.2 As = 0.174 Seasonal Ammonia = 0.74	No
Rhode Island Resource Recovery Corp.	#1	34	06/21/2018	07/30/2018	No	C	191540															Seasonal Nitrate+Nitrite = 0.5 As = 0.166 Seasonal Ammonia = 1.3 Seasonal TKN = 11 Seasonal Total Nitrogen = 11	No

Field's Point
Compliance Monitoring Results for Significant Industrial Users - 2018

Company Name	Sample Location	Category	Sample Date	Received Date	NBC Sample	Type	Flow	Volume	CDF	Cd	Cr	Cu	Pb	Ni	Zn	Cn	Ag	BOD	TSS	TTO	Total O&G	Other Parameters	Violation	
Rhode Island Resource Recovery Corp.	#1	34	06/07/2018	07/30/2018	No	C	244348																Seasonal Ammonia = 6.4 As = 0.169 Seasonal Nitrate+Nitrite = 3.3 Seasonal TKN = 30 Seasonal Total Nitrogen = 33.3	Yes
Rhode Island Resource Recovery Corp.	#1	34	06/13/2018	07/30/2018	No	C	209194			0.001	0.064	0.01	0.017	0.054	0.054	0.02	0.01	36	77	0.005	1.8	Seasonal Ammonia = 0.35 Seasonal Nitrate+Nitrite = 3.3 Seasonal TKN = 22 Seasonal Total Nitrogen = 25.3 Hg = 0.001 As = 0.121	No	
Rhode Island Resource Recovery Corp.	#1	34	07/18/2018	08/22/2018	No	C	235190														0.05		Seasonal Ammonia = 0.34 As = 0.107 Seasonal TKN = 21 Seasonal Total Nitrogen = 29.8 Seasonal Nitrate+Nitrite = 8.8	No
Rhode Island Resource Recovery Corp.	#4	34	04/23/2018	04/23/2018	Yes	G		1															Nitrate+Nitrite = 1.89 Total Nitrogen = 19.59 TKN = 17.7 Ammonia = 0.1	No
Rhode Island Resource Recovery Corp.	#1	34	04/23/2018	04/24/2018	Yes	C	409696			0.015	0.075	0.02	0.075	0.057	0.06	0.023	0.025		30.5	0.01	4	Hg = 0.005 Off Season Ammonia = 0.1 Off Season Nitrate+Nitrite = 0.246 Off Season TKN = 17.7 Off Season Total Nitrogen = 17.946 As = 0.151	No	
Rhode Island Resource Recovery Corp.	#1	34	02/08/2018	03/28/2018	No	C	316620			0.02	0.091	0.01	0.01	0.049	0.05	0.022	0.01	60	42	0.05	2.3	Off Season Ammonia = 360 Off Season Nitrate+Nitrite = 11.4 Off Season TKN = 500 Off Season Total Nitrogen = 511.4 As = 0.132	No	
Rhode Island Resource Recovery Corp.	#1	34	01/11/2018	02/27/2018	No	C	208220			0.001	0.076	0.01	0.01	0.042	0.05		0.02	60	89	0.1		Off Season Ammonia = 260 Off Season Nitrate+Nitrite = 8.31 Off Season TKN = 310 Off Season Total Nitrogen = 318.31 As = 0.127	No	
Rhode Island Resource Recovery Corp.	#1	34	12/19/2018	01/28/2019	No	C	427180			0.001	0.078	0.01	0.021	0.053	0.05	0.03	0.01	46	140	0.1	1.2	Hg = 0.001 Off Season Ammonia = 250 Off Season Nitrate+Nitrite = 159.3 Off Season TKN = 540 Off Season Total Nitrogen = 699.3 As = 0.195	No	
Rhode Island Resource Recovery Corp.	#1	34	12/06/2018	01/28/2019	No	C	440660																As = 0.287 Off Season Ammonia = 360 Off Season Nitrate+Nitrite = 125.8 Off Season TKN = 390 Off Season Total Nitrogen = 515.8	No
Rhode Island Resource Recovery Corp.	#1	34	11/20/2018	12/20/2018	No	C	407580																As = 0.249 Off Season Ammonia = 240 Off Season Total Nitrogen = 505.4 Off Season TKN = 350 Off Season Nitrate+Nitrite = 155.4	No
Rhode Island Resource Recovery Corp.	#1	34	04/19/2018	05/30/2018	No	C	346370																As = 0.242 Off Season Ammonia = 4.9 Off Season Nitrate+Nitrite = 0.35 Off Season TKN = 48 Off Season Total Nitrogen = 48.35	No
Rhode Island Resource Recovery Corp.	#1	34	11/28/2018	12/20/2018	No	C	411230			0.001	0.115	0.01	0.018	0.046	0.171	0.045	0.01	25	200	0.1	12	As = 0.241 Hg = 0.001 Off Season Ammonia = 320 Off Season Nitrate+Nitrite = 126.8 Off Season TKN = 350 Off Season Total Nitrogen = 476.8	No	
Rhode Island Resource Recovery Corp.	#1	34	11/15/2018	12/20/2018	No	C	438690																As = 0.202 Off Season Ammonia = 140 Off Season Total Nitrogen = 426.8 Off Season TKN = 200 Off Season Nitrate+Nitrite = 226.8	No

Field's Point
Compliance Monitoring Results for Significant Industrial Users - 2018

Company Name	Sample Location	Category	Sample Date	Received Date	NBC Sample	Type	Flow	Volume	CDF	Cd	Cr	Cu	Pb	Ni	Zn	Cn	Ag	BOD	TSS	TTO	Total O&G	Other Parameters	Violation	
Rhode Island Resource Recovery Corp.	#1	34	12/27/2018	01/28/2019	No	C	440410																As = 0.202 Off Season Ammonia = 120 Off Season Nitrate+Nitrite = 288.9 Off Season TKN = 130 Off Season Total Nitrogen = 418.9	No
Rhode Island Resource Recovery Corp.	#1	34	12/13/2018	01/28/2019	No	C	440320																As = 0.2 Off Season Ammonia = 390 Off Season Nitrate+Nitrite = 90 Off Season TKN = 320 Off Season Total Nitrogen = 410	No
Rhode Island Resource Recovery Corp.	#1	34	04/04/2018	05/30/2018	No	C	307360																As = 0.198 Off Season Ammonia = 1.9 Off Season Nitrate+Nitrite = 28 Off Season TKN = 34 Off Season Total Nitrogen = 62	No
Rhode Island Resource Recovery Corp.	#1	34	04/11/2018	05/30/2018	No	C	262120			0.001	0.078	0.01	0.01	0.051	0.082	0.02	0.01	53	82	0.005	2		As = 0.198 Hg = 0.001 Off Season Ammonia = 0.62 Off Season Nitrate+Nitrite = 1.4 Off Season TKN = 25 Off Season Total Nitrogen = 26.4	No
Rhode Island Resource Recovery Corp.	#1	34	07/04/2018	08/22/2018	No	C	190310																As = 0.185 Seasonal Ammonia = 1.3 Seasonal Total Nitrogen = 23.5 Seasonal TKN = 23 Seasonal Nitrate+Nitrite = 0.5	No
Rhode Island Resource Recovery Corp.	#1	34	10/23/2018	11/26/2018	No	C	400150			0.003	0.068	0.01	0.01	0.042	0.05	0.028	0.01	24	150	0.05	1.6		As = 0.184 Hg = 0.001 Seasonal Ammonia = 0.35 Seasonal Nitrate+Nitrite = 2.4 Seasonal TKN = 24 Seasonal Total Nitrogen = 26.4	No
Rhode Island Resource Recovery Corp.	#1	34	01/03/2018	02/27/2018	No	C	203580																As = 0.179 Off Season Ammonia = 230 Off Season Total Nitrogen = 343.8 Off Season TKN = 310 Off Season Nitrate+Nitrite = 33.8	No
Rhode Island Resource Recovery Corp.	#1	34	10/20/2018	11/26/2018	No	C	380430																As = 0.176 Seasonal Ammonia = 0.25 Seasonal Total Nitrogen = 33.1 Seasonal TKN = 32 Seasonal Nitrate+Nitrite = 1.1	No
Rhode Island Resource Recovery Corp.	#1	34	08/11/2018	09/28/2018	No	C	270210																As = 0.17 Seasonal Ammonia = 0.1 Seasonal Total Nitrogen = 25.2 Seasonal TKN = 19 Seasonal Nitrate+Nitrite = 6.2	No
Rhode Island Resource Recovery Corp.	#1	34	03/28/2018	04/26/2018	No	C	318760																As = 0.17 Off Season Ammonia = 1.8 Off Season Total Nitrogen = 115 Off Season TKN = 38 Off Season Nitrate+Nitrite = 77	No
Rhode Island Resource Recovery Corp.	#1	34	03/14/2018	04/26/2018	No	C	406590			0.001	0.104	0.01	0.01	0.055	0.069	0.04	0.01	87	120	0.05	2.2		As = 0.166 Hg = 0.001 Off Season Ammonia = 8 Off Season Nitrate+Nitrite = 108 Off Season TKN = 39 Off Season Total Nitrogen = 147	No
Rhode Island Resource Recovery Corp.	#1	34	03/21/2018	04/26/2018	No	C	391440																As = 0.165 Off Season Ammonia = 4 Off Season Total Nitrogen = 114.2 Off Season TKN = 34 Off Season Nitrate+Nitrite = 80.2	No
Rhode Island Resource Recovery Corp.	#1	34	10/23/2018	10/24/2018	Yes	G		1		0.015	0.075	0.02	0.075	0.052	0.06	0.028	0.025	17.11	36	0.1	4		As = 0.163 TKN = 21.4 Nitrate+Nitrite = 2.38 Ammonia = 0.1 Total Nitrogen = 23.8 Acetone = 0.1	No

Field's Point
Compliance Monitoring Results for Significant Industrial Users - 2018

Company Name	Sample Location	Category	Sample Date	Received Date	NBC Sample	Type	Flow	Volume	CDF	Cd	Cr	Cu	Pb	Ni	Zn	Cn	Ag	BOD	TSS	TTO	Total O&G	Other Parameters	Violation	
Rhode Island Resource Recovery Corp.	#1	34	05/23/2018	06/27/2018	No	C	264280																As = 0.163 Seasonal Ammonia = 0.49 Seasonal Total Nitrogen = 24.2 Seasonal TKN = 23 Seasonal Nitrate+Nitrite = 1.2	No
Rhode Island Resource Recovery Corp.	#1	34	04/26/2018	05/30/2018	No	C	280680																As = 0.16 Off Season Ammonia = 0.94 Off Season Nitrate+Nitrite = 5.1 Off Season TKN = 21 Off Season Total Nitrogen = 26.1	No
Rhode Island Resource Recovery Corp.	#1	34	05/16/2018	06/27/2018	No	C	249470			0.001	0.069	0.01	0.012	0.057	0.05	0.01	0.01	26	81	3.738	1.9	As = 0.16 Hg = 0.001 Seasonal Ammonia = 0.98 Seasonal Nitrate+Nitrite = 1.3 Seasonal TKN = 23 Seasonal Total Nitrogen = 24.3	Yes	
Rhode Island Resource Recovery Corp.	#1	34	09/06/2018	10/26/2018	No	C	263070																As = 0.158 Seasonal Ammonia = 0.22 Seasonal Total Nitrogen = 4.6 Seasonal TKN = 4.6 Seasonal Nitrate+Nitrite = 0.25	No
Rhode Island Resource Recovery Corp.	#1	34	01/18/2018	02/27/2018	No	C	346170			0.001	0.1	0.01	0.01	0.046	0.05	0.022	0.01	120	55	0.2	0.5	As = 0.158 Hg = 0.001 Off Season Ammonia = 330 Off Season Nitrate+Nitrite = 13.62 Off Season TKN = 500 Off Season Total Nitrogen = 514	No	
Rhode Island Resource Recovery Corp.	#1	34	05/10/2018	06/27/2018	No	C	267850																As = 0.156 Seasonal Ammonia = 3 Seasonal Total Nitrogen = 14.9 Seasonal TKN = 11 Seasonal Nitrate+Nitrite = 3.9	No
Rhode Island Resource Recovery Corp.	#1	34	01/24/2018	02/27/2018	No	C	411120																As = 0.154 Off Season Ammonia = 310 Off Season Total Nitrogen = 382 Off Season TKN = 370 Off Season Nitrate+Nitrite = 11.78	No
Rhode Island Resource Recovery Corp.	#1	34	09/12/2018	10/26/2018	No	C	252540			0.001	0.069	0.01	0.01	0.052	0.05	0.02	0.01	30	35	0.005	1.2	As = 0.154 Hg = 0.001 Seasonal Ammonia = 0.42 Seasonal Nitrate+Nitrite = 0.34 Seasonal TKN = 19 Seasonal Total Nitrogen = 19.34	No	
Rhode Island Resource Recovery Corp.	#1	34	08/30/2018	09/28/2018	No	C	212210																As = 0.152 Seasonal Ammonia = 0.77 Seasonal Total Nitrogen = 25.4 Seasonal TKN = 22 Seasonal Nitrate+Nitrite = 3.4	No
Rhode Island Resource Recovery Corp.	#1	34	02/28/2018	03/28/2018	No	C	295750																As = 0.152 Off Season Ammonia = 140 Off Season Total Nitrogen = 287 Off Season TKN = 77 Off Season Nitrate+Nitrite = 210	No
Rhode Island Resource Recovery Corp.	#1	34	05/30/2018	06/27/2018	No	C	236910																As = 0.146 Seasonal Ammonia = 1.2 Seasonal Total Nitrogen = 22.59 Seasonal TKN = 22 Seasonal Nitrate+Nitrite = 0.59	No
Rhode Island Resource Recovery Corp.	#1	34	11/08/2018	12/20/2018	No	C	417210																As = 0.145 Off Season Ammonia = 45 Off Season Total Nitrogen = 282.1 Off Season TKN = 54 Off Season Nitrate+Nitrite = 228.1	No
Rhode Island Resource Recovery Corp.	#1	34	10/10/2018	11/26/2018	No	C	330890																As = 0.144 Seasonal Ammonia = 2.3 Seasonal Total Nitrogen = 52.92 Seasonal TKN = 49 Seasonal Nitrate+Nitrite = 3.92	No

Field's Point
Compliance Monitoring Results for Significant Industrial Users - 2018

Company Name	Sample Location	Category	Sample Date	Received Date	NBC Sample	Type	Flow	Volume	CDF	Cd	Cr	Cu	Pb	Ni	Zn	Cn	Ag	BOD	TSS	TTO	Total O&G	Other Parameters	Violation	
Rhode Island Resource Recovery Corp.	#1	34	07/11/2018	08/22/2018	No	C	234120			0.001	0.053	0.01	0.01	0.051	0.05	0.02	0.01	11	33	0.005	1.3	As = 0.139 Hg = 0.001 Seasonal Ammonia = 0.7 Seasonal Nitrate+Nitrite = 9.6 Seasonal TKN = 20 Seasonal Total Nitrogen = 29.6	No	
Rhode Island Resource Recovery Corp.	#1	34	09/20/2018	10/26/2018	No	C	184080																As = 0.138 Seasonal Ammonia = 0.4 Seasonal Total Nitrogen = 18.33 Seasonal TKN = 18 Seasonal Nitrate+Nitrite = 0.33	No
Rhode Island Resource Recovery Corp.	#1	34	02/21/2018	03/28/2018	No	C	411100																As = 0.138 Off Season Ammonia = 280 Off Season Total Nitrogen = 410.2 Off Season TKN = 380 Off Season Nitrate+Nitrite = 30.2	No
Rhode Island Resource Recovery Corp.	#1	34	08/01/2018	09/28/2018	No	C	141900														0.05		As = 0.135 Seasonal Ammonia = 0.81 Seasonal TKN = 23 Seasonal Total Nitrogen = 23.67 Seasonal Nitrate+Nitrite = 0.67	No
Rhode Island Resource Recovery Corp.	#1	34	07/26/2018	08/22/2018	No	C	227250																As = 0.132 Seasonal Ammonia = 0.14 Seasonal Total Nitrogen = 22.7 Seasonal TKN = 19 Seasonal Nitrate+Nitrite = 3.7	No
Rhode Island Resource Recovery Corp.	#1	34	10/03/2018	11/26/2018	No	C	403860																As = 0.132 Seasonal Ammonia = 0.1 Seasonal Total Nitrogen = 20.28 Seasonal TKN = 20 Seasonal Nitrate+Nitrite = 0.28	No
Rhode Island Resource Recovery Corp.	#1	34	05/03/2018	06/27/2018	No	C	354760																As = 0.13 Seasonal Ammonia = 0.35 Seasonal Total Nitrogen = 18 Seasonal TKN = 18 Seasonal Nitrate+Nitrite = 2	No
Rhode Island Resource Recovery Corp.	#1	34	08/15/2018	09/28/2018	No	C	262750			0.002	0.056	0.01	0.01	0.06	0.05	0.019	0.01	33	29	0.05	0.5		As = 0.13 Hg = 0.001 Seasonal Ammonia = 0.41 Seasonal Nitrate+Nitrite = 2.6 Seasonal TKN = 19 Seasonal Total Nitrogen = 21.6	No
Rhode Island Resource Recovery Corp.	#1	34	09/27/2018	10/26/2018	No	C	266200																As = 0.128 Seasonal Ammonia = 1.2 Seasonal Total Nitrogen = 17.97 Seasonal TKN = 17 Seasonal Nitrate+Nitrite = 0.97	No
Rhode Island Resource Recovery Corp.	#1	34	02/06/2018	02/07/2018	Yes	C	320896			0.015	0.081	0.02	0.075	0.05	0.06	0.04	0.025	13.07	17.33	0.01	4		As = 0.123 Hg = 0.004 Off Season Ammonia = 351 Off Season Nitrate+Nitrite = 11.3 Off Season TKN = 373 Off Season Total Nitrogen = 384.3	No
Rhode Island Resource Recovery Corp.	#1	34	08/23/2018	09/28/2018	No	C	220930																As = 0.122 Seasonal Ammonia = 0.37 Seasonal Total Nitrogen = 15.26 Seasonal TKN = 15 Seasonal Nitrate+Nitrite = 0.26	No
Rhode Island Resource Recovery Corp.	#1	34	02/14/2018	03/28/2018	No	C	367100																As = 0.121 Off Season Ammonia = 350 Off Season Total Nitrogen = 213.4 Off Season TKN = 200 Off Season Nitrate+Nitrite = 13.4	No
Rhode Island Resource Recovery Corp.	#1	34	03/07/2018	04/26/2018	No	C	392790																As = 0.119 Off Season Ammonia = 16 Off Season Total Nitrogen = 260 Off Season TKN = 45 Off Season Nitrate+Nitrite = 215	No

Field's Point
Compliance Monitoring Results for Significant Industrial Users - 2018

Company Name	Sample Location	Category	Sample Date	Received Date	NBC Sample	Type	Flow	Volume	CDF	Cd	Cr	Cu	Pb	Ni	Zn	Cn	Ag	BOD	TSS	TTO	Total O&G	Other Parameters	Violation		
Unique Plating Company	#1	11	10/17/2018	10/18/2018	Yes	C	1198			0.015	0.075	1.143	0.075	0.136	0.06	0.087	0.025						As = 0.005 TKN = 0.5 Nitrate+Nitrite = 1.97 Ammonia = 0.1 Total Nitrogen = 1.97	No	
Unique Plating Company	#1	11	02/12/2018	03/12/2018	No	C	2325					0.07		0.11		0.06								No	
Unique Plating Company	#1	11	06/05/2018	07/25/2018	No	C	2400					0.23		0.21		0.14								No	
Unique Plating Company	#1	11	10/11/2018	11/29/2018	No	C	2550			0.02	0.24	0.22	0.05	0.12	0.03	0.33	0.05							No	
Unique Plating Company	#1	11	09/10/2018	10/15/2018	No	C	2000					0.09												No	
Unique Plating Company	#1	11	09/07/2018	10/15/2018	No	C	2000					0.06												No	
Unique Plating Company	#1	11	09/06/2018	10/15/2018	No	C	1000					0.06												No	
Unique Plating Company	#1	11	09/04/2018	10/15/2018	No	C	1000					0.07												No	
Unique Plating Company	#1	11	08/01/2018	10/01/2018	No	C	2250					0.11		0.26		0.01								No	
Unique Plating Company	#1	11	12/11/2018	01/22/2019	No	C	3825					0.07		0.1		0.01								No	
Unique Plating Company	#1	11	04/05/2018	05/21/2018	No	C	2925			0.02	0.05	0.15	0.05	0.06	0.03	0.03	0.01							No	
Univar USA, Inc.	#1	22	01/12/2018	01/26/2018	No	G	7800	7800								0.01					0.34		TRC = 0.3	No	
Univar USA, Inc.	#1	22	10/15/2018	10/24/2018	No	G						0.03	0.025	0.025	0.094						0.1		TRC = 0.1 Hg = 0.001	No	
Univar USA, Inc.	#1	22	07/17/2018	07/24/2018	No	G															0.35		TRC = 0.1	No	
Univar USA, Inc.	#1	22	07/31/2018	08/08/2018	No	G	7800									0.01					0.028		TRC = 0.1	No	
Univar USA, Inc.	#1	22	03/01/2018	03/01/2018	Yes	G		1		0.015	0.075	0.02	0.075	0.05	0.076	0.009	0.025				0.05		Nitrate+Nitrite = 0.127 Ammonia = 0.1 Total Nitrogen = 0.694 Seasonal TKN = 0.567 As = 0.005 TKN = 0.45 Hg = 0.001 TRC = 0.1	No	
Univar USA, Inc.	#1	22	04/11/2018	05/01/2018	No	G		7800				0.031	0.025	0.034	0.129						0.003			Acetone = 0.01 As = 0.005 TRC = 0.01 TKN = 0.503 Nitrate+Nitrite = 0.356 Ammonia = 0.1 Total Nitrogen = 0.859	No
Univar USA, Inc.	#1	22	10/15/2018	10/15/2018	Yes	C		1		0.015	0.075	0.028	0.075	0.05	0.104	0.004	0.025				0.029			Acetone = 0.01 As = 0.005 TRC = 0.01 TKN = 0.503 Nitrate+Nitrite = 0.356 Ammonia = 0.1 Total Nitrogen = 0.859	No
Universal Plating Company, Inc.	#1	11	03/29/2018	04/26/2018	Yes	C	1271			0.015	0.075	0.049	0.075	0.05	0.06	0.012	0.025							As = 0.005 TKN = 0.5 Nitrate+Nitrite = 0.119 Ammonia = 0.1 Total Nitrogen = 0.5	No
Universal Plating Company, Inc.	#1	11	12/06/2018	12/07/2018	Yes	C	973			0.015	0.075	0.025	0.075	0.05	0.06	0.004	0.025							Ammonia = 0.1 Total Nitrogen = 0.5 Nitrate+Nitrite = 0.101 TKN = 0.5 As = 0.005	No
Universal Plating Company, Inc.	#1	11	06/04/2018	08/23/2018	No	C	1197					0.23	0.05	0.04	0.1	0.04	0.01							No	
Universal Plating Company, Inc.	#1	11	02/22/2018	04/25/2018	No	G	1346					0.05	0.05	0.04	0.02	0.07	0.01							No	
Universal Plating Company, Inc.	#1	11	10/23/2018	12/26/2018	No	G	1421			0.02	0.05	0.07	0.05	0.04	0.02	0.38	0.01							No	
Universal Plating Company, Inc.	#1	11	04/23/2018	06/19/2018	No	C	1197			0.02	0.05	0.08	0.05	0.04	0.02	0.29	0.01							No	
Universal Plating Company, Inc.	#1	11	08/23/2018	10/25/2018	No	C	1272					0.06	0.05	0.04	0.01	0.02	0.01							No	

***COMPLIANCE MONITORING
RESULTS FOR SIGNIFICANT
INDUSTRIAL USERS***

BUCKLIN POINT

**Bucklin Point
Compliance Monitoring Results for Significant Industrial Users - 2018**

Company Name	Sample Location	Category	Sample Date	Received Date	NBC Sample	Type	Flow	Volume	CDF	Cd	Cr	Cu	Pb	Ni	Zn	Cn	Ag	BOD	TSS	TTO	Total O&G	Other Parameters	Violation	
Chemart Company	#1	11	07/26/2018	08/08/2018	No	C	24680				0.02	1.18		0.215	0.185	0.02							No	
Chemart Company	#1	11	12/19/2018	01/08/2019	No	C	16347				0.02	0.02		0.154	0.05	0.02							No	
Chemart Company	#1	11	11/28/2018	12/13/2018	No	C	25510				0.02	0.086		0.087	0.172	0.02							No	
Chemart Company	#1	11	10/25/2018	11/09/2018	No	C	27019			0.01	0.02	0.04	0.02	0.134	0.057	0.02	0.01						No	
Chemart Company	#1	11	09/20/2018	10/12/2018	No	C	23504							0.238									No	
Chemart Company	#1	11	09/13/2018	10/12/2018	No	C	29198							0.261									No	
Chemart Company	#1	11	09/06/2018	10/12/2018	No	C	17054							0.364									No	
Chemart Company	#1	11	09/27/2018	10/12/2018	No	C	26943				0.02	0.038		0.111	0.053	0.02							No	
Chemart Company	#1	11	08/27/2018	09/10/2018	No	C	19941				0.02	0.365		0.13	0.254	0.031							No	
Chemart Company	#1	11	06/26/2018	07/10/2018	No	C	17616				0.02	0.253		0.301	0.113	0.094							No	
Chemart Company	#1	11	05/29/2018	06/11/2018	No	C	21158				0.02	0.316		0.297	0.09	0.02							No	
Chemart Company	#1	11	04/12/2018	05/08/2018	No	C	19757			0.01	0.02	0.294	0.02	0.569	0.362	0.176	0.01						No	
Chemart Company	#1	11	03/27/2018	04/11/2018	No	C	19405				0.02	0.204		0.835	0.162	0.02							No	
Chemart Company	#1	11	02/22/2018	03/07/2018	No	C	17083				0.02	0.65		0.05	0.103	0.02							No	
Chemart Company	#1	11	02/16/2018	03/07/2018	No	C	15526					0.476											No	
Chemart Company	#1	11	02/09/2018	03/07/2018	No	C	11422					0.909											No	
Chemart Company	#1	11	02/02/2018	03/07/2018	No	C	13018					0.656											No	
Chemart Company	#3	11	09/27/2018	10/12/2018	No	C	26943									0.02							No	
Cintas Corporation	#1	25	05/08/2018	05/09/2018	Yes	C		1		0.015	0.075	0.082	0.075	0.05	0.258	0.004	0.025	32.6	54	0.031	22.83	Total Nitrogen = 4.144 TKN = 4 Nitrate+Nitrite = 0.144 Ammonia = 0.1	No	
Cintas Corporation	#1	25	11/19/2018	11/20/2018	Yes	C	6790			0.015	0.075	0.186	0.075	0.073	0.687	0.01	0.025	135.16	64	0.257	10.74	Acetone = 0.2 TKN = 7.24 Nitrate+Nitrite = 0.1 Ammonia = 0.1 Total Nitrogen = 7.24	No	
Cintas Corporation	#1	25	02/27/2018	03/30/2018	No	C	8708			0.02	0.05	0.11	0.05	0.08	0.57	0.01	0.02	529	30	0.038	44.4		No	
Cintas Corporation	#1	25	08/22/2018	09/26/2018	No	C	128387			0.02	0.05	0.11	0.05	0.13	0.28	0.01	0.07	412.7	82	0.108	40.9		No	
Cintas Corporation	#1	25	09/28/2018	10/30/2018	No	C	19149			0.02	0.05	0.06	0.05	0.07	0.17	0.01	0.01	217.7	27	0.09	18.9		No	
Cintas Corporation	#1	25	07/09/2018	08/31/2018	No	C		1		0.02	0.05	0.15	0.05	0.13	0.6	0.01	0.01	593.7	226	0.147	17.6		No	
Cintas Corporation	#1	25	01/23/2018	02/16/2018	No	C	8517			0.02	0.05	0.05	0.05	0.18	0.13	0.03	0.01	267.5	33	0.046	13.1		No	
Cintas Corporation	#1	25	03/26/2018	04/30/2018	No	C	18980			0.02	0.05	0.24	0.05	0.08	0.22	0.01	0.01	219.8	33	0.009	8.4		No	
Cintas Corporation	#1	25	10/22/2018	11/27/2018	No	C	11235			0.02	0.05	0.09	0.05	0.07	0.33	0.01	0.02	305.8	90	0.046	51.2		No	
Cintas Corporation	#1	25	04/26/2018	06/01/2018	No	C	94650			0.02	0.05	0.06	0.05	0.05	0.35	0.01	0.02	425.3	120	0.056	12.7		No	
Cintas Corporation	#1	25	11/29/2018	12/31/2018	No	C	8171			0.02	0.05	0.15	0.05	0.07	0.54	0.01	0.02	160.3	11	0.023	21.2		No	
Cintas Corporation	#1	25	05/08/2018	06/26/2018	No	C	26778			0.02	0.05	0.08	0.05	0.06	0.3	0.01	0.03	269.7	49	0.019	11.3		No	
Cintas Corporation	#1	25	06/27/2018	07/19/2018	No	C	103430			0.02	0.05	0.05	0.05	0.04	0.42	0.01	0.03	48.7	31	0.016	21.8		No	
Cintas Corporation	#1	25	12/26/2018	01/29/2019	No	C	63568			0.02	0.05	0.09	0.05	0.11	0.27	0.01	0.01	155.3	40	0.157	17.6		No	
Denison Acquisition Company, LLC	#1	14	02/06/2018	02/07/2018	Yes	G		1100		0.015	0.075	0.02	0.075	0.05	0.07		0.025	220.6	2.47	1.348	4	Total Nitrogen = 4.452 TKN = 4.35 Nitrate+Nitrite = 0.102 Ammonia = 0.726	No	
Denison Acquisition Company, LLC	#1	14	10/30/2018	11/21/2018	No	G	607	607				0.025			0.122			300	2	1.577	3.9	Methylene Chloride = 0.005 N-Amyl Acetate = 0.005 Isopropyl Acetate = 0.01 Ethyl Acetate = 0.01 Acetone = 0.27	No	
Denison Acquisition Company, LLC	#1	14	01/05/2018	01/22/2018	No	G		691												0.208			Methylene Chloride = 0.005 Acetone = 0.2	No
Denison Acquisition Company, LLC	#1	14	08/24/2018	09/19/2018	No	G		500															Ethyl Acetate = 0.01 Isopropyl Acetate = 0.01 N-Amyl Acetate = 0.005	No
Denison Acquisition Company, LLC	#1	14	10/03/2018	10/04/2018	Yes	G	700			0.015	0.075	0.02	0.075	0.05	0.277		0.025	403.49	11.2	5.205	4	Acetone = 0.72 Total Nitrogen = 3.34 pH = 8.66 TKN = 3.22 Nitrate+Nitrite = 0.122 Ammonia = 0.1	Yes	

**Bucklin Point
Compliance Monitoring Results for Significant Industrial Users - 2018**

Company Name	Sample Location	Category	Sample Date	Received Date	NBC Sample	Type	Flow	Volume	CDF	Cd	Cr	Cu	Pb	Ni	Zn	Cn	Ag	BOD	TSS	TTO	Total O&G	Other Parameters	Violation	
Denison Acquisition Company, LLC	#1	14	04/17/2018	05/10/2018	No	G		1100				0.025			0.05			25	2	0.277	0.5	Acetone = 0.23 Ethyl Acetate = 0.01 Isopropyl Acetate = 0.01 N-Amyl Acetate = 0.005 Methylene Chloride = 0.005	No	
Denison Acquisition Company, LLC	#1	14	07/31/2018	08/22/2018	No	G		611				0.025			0.05			18	2	0.71	0.6	Acetone = 0.23	No	
Denison Acquisition Company, LLC	#1	14	02/07/2018	03/12/2018	No	G		800				0.025			0.05			130	23	0.491	4.8	Acetone = 0.19 Ethyl Acetate = 0.5 Isopropyl Acetate = 0.5 N-Amyl Acetate = 0.25 Methylene Chloride = 0.005	No	
Denison Acquisition Company, LLC	#1	14	02/23/2018	03/12/2018	No	G		571													0.017		No	
Denison Acquisition Company, LLC	#1	14	12/26/2018	01/08/2019	No	G	425														0.851		No	
Denison Acquisition Company, LLC	#1	14	12/17/2018	12/31/2018	No	G		844													0.875		No	
Eaton Corporation	#1	11	04/05/2018	04/06/2018	Yes	G		1	N	0.015	0.075	0.02	0.075	0.05	0.06	0.004	0.025						Seasonal Total Nitrogen = 0.501 TKN = 0.5 Nitrate+Nitrite = 0.501 Ammonia = 0.1	No
Eaton Corporation	#1	11	11/14/2018	11/15/2018	Yes	G		1	N	0.015	0.075	0.021	0.075	0.05	0.06	0.009	0.025						Ammonia = 0.1 Total Nitrogen = 0.648 Nitrate+Nitrite = 0.1 TKN = 0.648	No
Eaton Corporation	#1	11	01/10/2018	01/25/2018	No	G	18317	18317	N		0.03	0.049		0.081	0.05									No
Eaton Corporation	#1	11	04/10/2018	04/27/2018	No	G	19656	18	N	0.002	0.025	0.025	0.025	0.025	0.05	0.01	0.025							No
Eaton Corporation	#1	11	10/16/2018	11/06/2018	No	G		84	N	0.02	0.058	0.318	0.025	0.152	0.076	0.01	0.025							No
Eaton Corporation	#1	11	07/16/2018	07/30/2018	No	G		143	N		0.025	0.038		0.025	0.05									No
Eaton Corporation	#2	11	04/10/2018	04/27/2018	No	C	226				0.025	1.44		0.065	0.05							1.8		Yes
Eaton Corporation	#2	11	01/10/2018	01/25/2018	No	C	160	160			0.025	0.11		0.025	0.155							2.4		No
Eaton Corporation	#2	11	06/07/2018	06/27/2018	No	C	302				0.025													No
Eaton Corporation	#2	11	10/16/2018	11/06/2018	No	G		248			0.025	0.025		0.05	0.05							1.55		No
Eaton Corporation	#2	11	07/16/2018	07/30/2018	No	G		176			0.025	0.025		0.025	0.05							0.875		No
Eaton Corporation	#2	11	05/31/2018	06/18/2018	No	C	329				0.025													No
Eaton Corporation	#2	11	05/24/2018	06/04/2018	No	G	260				0.057													No
Eaton Corporation	#2	11	05/17/2018	05/25/2018	No	C	200				0.025													No
Ecological Fibers, Inc.	#1	24	03/06/2018	03/07/2018	Yes	C		1	N	0.015	0.075	0.02	0.075	0.05	0.665		0.025	230.29	4.79	0.011			Total Nitrogen = 49.055 TKN = 48.4 Nitrate+Nitrite = 0.655 Ammonia = 36.4	No
Ecological Fibers, Inc.	#1	24	11/15/2018	11/16/2018	Yes	G	1684		N	0.015	0.075	0.033	0.075	0.112	9.744		0.025	266.66	12.5	0.1			Total Nitrogen = 267 Ammonia = 142 Nitrate+Nitrite = 0.579 TKN = 266 Acetone = 2.1	Yes
Ecological Fibers, Inc.	#1	24	03/06/2018	03/15/2018	No	C		5905	N						0.59									No
Ecological Fibers, Inc.	#1	24	11/27/2018	12/12/2018	No	C	6778		N						0.5									No
Ecological Fibers, Inc.	#1	24	10/09/2018	10/18/2018	No	C	3910		N		0.05	0.14			0.005			146.3	16	0.012				No
Ecological Fibers, Inc.	#1	24	11/29/2018	12/12/2018	No	C	6035		N						0.62									No
Ecological Fibers, Inc.	#1	24	04/04/2018	04/18/2018	No	C	5325		N		0.05	0.09			1.02			422	6	0.003				No
Ecological Fibers, Inc.	#1	24	07/11/2018	07/24/2018	No	C	6410		N		0.09	0.04			1.22			313.6	41					No
Ecological Fibers, Inc.	#1	24	11/30/2018	12/12/2018	No	C	6885		N						1.34									No
Ecological Fibers, Inc.	#1	24	01/09/2018	01/23/2018	No	C	6795		N		0.25	0.19			1.04			376	49					No
Ecological Fibers, Inc.	#1	24	11/15/2018	11/28/2018	No	C	4014		N		0.06	0.06			6.42									Yes
Ecological Fibers, Inc.	#1	24	11/26/2018	12/03/2018	No	C	4895		N		0.11	0.09			1.34									No
General Cable Industries, LLC	#1	27	09/27/2018	09/28/2018	Yes	C	3782			0.015	0.075	0.668	0.075	0.089	0.964		0.025	416.98	2		15.66		Total Nitrogen = 12.2 Ammonia = 0.1 Nitrate+Nitrite = 0.1 TKN = 12.2	No
General Cable Industries, LLC	#1	27	01/23/2018	01/24/2018	Yes	C		1		0.015	0.075	0.16	0.075	0.05	0.833		0.025	649.6	74		9.306		TKN = 21.1 Ammonia = 0.1 Total Nitrogen = 21.1 Nitrate+Nitrite = 0.1	No
General Cable Industries, LLC	#2	27	06/12/2018	06/26/2018	No	G	23000			0.002	0.025	0.071	0.051	0.025	0.736		0.025	1300	110		16			No
General Cable Industries, LLC	#3	27	06/12/2018	06/26/2018	No	G				0.002	0.025	0.025	0.025	0.025	0.213		0.025	3	2		1.2			No

**Bucklin Point
Compliance Monitoring Results for Significant Industrial Users - 2018**

Company Name	Sample Location	Category	Sample Date	Received Date	NBC Sample	Type	Flow	Volume	CDF	Cd	Cr	Cu	Pb	Ni	Zn	Cn	Ag	BOD	TSS	TTO	Total O&G	Other Parameters	Violation	
Murdock Webbing Co., Inc.	#1	23	12/04/2018	12/05/2018	Yes	C	5689			0.015	0.075	0.142	0.075	0.05	0.071		0.025	1214.04	53.585		50.51	TKN = 51 Nitrate+Nitrite = 0.927 Ammonia = 10.5 Total Nitrogen = 51.9	No	
Murdock Webbing Co., Inc.	#1	23	01/08/2018	01/09/2018	Yes	C	3441			0.015	0.075	0.27	0.075	0.05	0.06		0.025	621.94	16.21		39.05	TKN = 40.4 Nitrate+Nitrite = 0.863 Ammonia = 8.06 Total Nitrogen = 41.263	No	
Murdock Webbing Co., Inc.	#1	23	04/03/2018	04/23/2018	No	C	14165				0.05	0.19			0.05			458.5	45		17.6		No	
Murdock Webbing Co., Inc.	#1	23	10/02/2018	10/24/2018	No	C	16111				0.05	0.05			0.05			596.7	257		16.9		No	
Murdock Webbing Co., Inc.	#1	23	02/06/2018	02/23/2018	No	C	11742				0.18	0.04			0.05			687.3	334		43.9		No	
Murdock Webbing Co., Inc.	#1	23	12/04/2018	12/24/2018	No	C	19420											2231	67		62.1		No	
Murdock Webbing Co., Inc.	#1	23	06/05/2018	06/21/2018	No	C	11303											246.7	311		53.3		No	
Murdock Webbing Co., Inc.	#1	23	08/06/2018	08/23/2018	No	C					0.11	0.04			0.04			185.7	241		12		No	
New England Linen Supply, Inc.	#1	25	11/15/2018	11/16/2018	Yes	C	10112											855.77	225.71		322.1	Total Nitrogen = 8.83 Ammonia = 1.15 Nitrate+Nitrite = 1.06 TKN = 7.77	Yes	
New England Linen Supply, Inc.	#1	25	05/09/2018	05/10/2018	Yes	C		1										986.44	374		125.5	Total Nitrogen = 12.7 Ammonia = 1.25 Nitrate+Nitrite = 1.4 TKN = 11.3	Yes	
New England Linen Supply, Inc.	#1	25	01/10/2018	01/29/2018	No	C	70000														13.5		No	
New England Linen Supply, Inc.	#1	25	12/27/2018	01/17/2019	No	G	31520														24.25		No	
New England Linen Supply, Inc.	#1	25	01/18/2018	02/05/2018	No	C	20002														42		No	
New England Linen Supply, Inc.	#1	25	02/02/2018	03/30/2018	No	C	22216											70	46		18		No	
New England Linen Supply, Inc.	#1	25	04/17/2018	05/18/2018	No	C	25777											139	60		18		No	
New England Linen Supply, Inc.	#1	25	05/09/2018	06/25/2018	No	G	14436														74.75		No	
New England Linen Supply, Inc.	#1	25	06/07/2018	07/18/2018	No	G	15259											277	120		18		No	
New England Linen Supply, Inc.	#1	25	07/10/2018	07/23/2018	No	G	15558														28		No	
New England Linen Supply, Inc.	#1	25	07/13/2018	07/31/2018	No	G	23726														11.5		No	
New England Linen Supply, Inc.	#1	25	08/22/2018	10/04/2018	No	G	23622											490	93		39.5		No	
New England Linen Supply, Inc.	#1	25	10/16/2018	11/20/2018	No	G	25663											67	77		33.5		No	
New England Linen Supply, Inc.	#1	25	11/15/2018	12/21/2018	No	G	60079											218	279		123.5		No	
New England Linen Supply, Inc.	#1	25	12/12/2018	01/15/2019	No	G	24347											63	53		71		No	
New England Linen Supply, Inc.	#1	25	12/19/2018	01/15/2019	No	G	24123														101.25		No	
New England Linen Supply, Inc.	#1	25	01/17/2018	01/29/2018	No	C	19456														15.5		No	
Organic Dyes and Pigments, LLC.	#1	22	10/31/2018	11/28/2018	No	G		500	N	0.02	0.12	0.28	0.05	0.07	0.84		0.01	401	1	0.05	7.8		No	
Organic Dyes and Pigments, LLC.	#2	22	11/06/2018	12/07/2018	No	G		500	N	0.02	0.05	0.03	0.05	0.04	0.07		0.01	418.8	45	0.009	235		Yes	
Organic Dyes and Pigments, LLC.	#2	22	11/07/2018	12/07/2018	No	G		500	N	0.02	0.05	0.02	0.05	0.04	0.05		0.01	345.2	241	0.021	539		Yes	
Organic Dyes and Pigments, LLC.	#2	22	11/01/2018	12/07/2018	No	G		500	N	0.02	0.05	0.02	0.05	0.04	0.05		0.01	132.3	13	0.011	20.8		No	
Pawtucket Power Associates	#4	16	08/09/2018	09/04/2018	Yes	C	3130			0.015	0.075	0.065	0.075	0.05	0.111		0.025						Total Nitrogen = 2.58 TKN = 2.02 Nitrate+Nitrite = 0.561 Ammonia = 0.1	No
Pawtucket Power Associates	#1	16	08/09/2018	09/04/2018	Yes	C	5357			0.015	0.075	0.061	0.075	0.05	0.06		0.025				0.004		Total Nitrogen = 2.57 TKN = 2.24 Nitrate+Nitrite = 0.335 Ammonia = 0.372	No
Pawtucket Power Associates	#3	16	07/12/2018	07/12/2018	Yes	G		1		0.015	0.075	0.02	0.075	0.05	0.06		0.025						Total Nitrogen = 0.795 TKN = 0.5 Nitrate+Nitrite = 0.795 Ammonia = 0.1	No
Pawtucket Power Associates	#2	16	07/12/2018	07/12/2018	Yes	G		1		0.015	0.075	0.02	0.075	0.05	0.06		0.025						TKN = 0.567 Nitrate+Nitrite = 6.29 Ammonia = 0.1 Total Nitrogen = 6.86	No
Pawtucket Power Associates	#5	16	11/19/2018	12/28/2018	No	G				0.004	0.005	0.042	0.005	0.005	0.02						3		No	
Pawtucket Power Associates	#1	16	01/13/2018	02/19/2018	No	C	6729	6729		0.004	0.01	0.067	0.005	0.009	0.147						4.25		No	
Pawtucket Power Associates	#1	16	10/09/2018	11/29/2018	No	C	13878			0.004	0.014	0.083	0.005	0.01	0.062						3.25		No	
Pawtucket Power Associates	#1	16	07/01/2018	09/06/2018	No	C	8722			0.004	0.005	0.035	0.005	0.005	0.049						2		No	
Pawtucket Power Associates	#1	16	06/18/2018	06/26/2018	Yes	C	26	1		0.015	0.075	0.04	0.075	0.05	0.06		0.025				0.004		No	
Pawtucket Power Associates	#1	16	04/03/2018	05/25/2018	No	C	9262			0.004	0.01	0.051	0.005	0.005	0.075						2		No	

**Bucklin Point
Compliance Monitoring Results for Significant Industrial Users - 2018**

Company Name	Sample Location	Category	Sample Date	Received Date	NBC Sample	Type	Flow	Volume	CDF	Cd	Cr	Cu	Pb	Ni	Zn	Cn	Ag	BOD	TSS	TTO	Total O&G	Other Parameters	Violation
Tanury Industries	#3	11	02/28/2018	03/21/2018	No	G	46299	50	Y			3.55		1.73	0.04								No
Tanury Industries	#3	11	06/28/2018	07/27/2018	No	C	60243	50	Y			0.947		0.632	0.046								No
Tanury Industries	#3	11	01/25/2018	02/28/2018	No	G	48625	50	Y			8.13		0.716	0.114								No
Tanury Industries	#3	11	11/29/2018	12/19/2018	No	C	47080	50	Y			2.91		1.65	0.079								No
Tanury Industries	#3	11	07/31/2018	08/30/2018	No	G	52169	50	Y			10		7.66	0.416								No
Tanury Industries	#3	11	10/30/2018	11/28/2018	No	G	48352	50	Y			0.724		0.424	0.063								No
Tanury Industries	#4	11	01/25/2018	02/28/2018	No	G	3210														0.005		No
Tanury Industries	#4	11	08/30/2018	09/27/2018	No	G	2600														1.957		No
Tanury Industries	#4	11	03/28/2018	04/27/2018	No	G		2150													0.047		No
Tanury Industries	#4	11	04/24/2018	05/30/2018	No	G		4430													0.252		No
Tanury Industries	#4	11	11/29/2018	12/19/2018	No	G	2250														1.088		No
Tanury Industries	#4	11	06/28/2018	07/27/2018	No	G	2760														0.678		No
Tanury Industries	#4	11	05/31/2018	06/29/2018	No	G	6890														0.405		No
Tanury Industries	#4	11	02/28/2018	03/21/2018	No	G	2760														0.072		No
Tanury Industries	#4	11	09/28/2018	10/30/2018	No	G	1200														1.288		No
Tanury Industries	#4	11	12/26/2018	01/29/2019	No	G	2880														2.415		Yes
Tanury Industries	#4	11	07/31/2018	08/30/2018	No	G	14670														0.647		No
Tanury Industries	#4	11	10/30/2018	11/28/2018	No	G	2880														0.033		No
Tedor Pharma Inc.	#1	14	10/09/2018	11/27/2018	Yes	G		300		0.015	0.075	0.099	0.075	0.05				161.27	48.667	0.105	4	TKN = 28.4 Nitrate+Nitrite = 0.1 Ammonia = 5.9 Total Nitrogen = 28.4 Acetone = 0.61	No
Tedor Pharma Inc.	#1	14	01/12/2018	02/06/2018	No	G	540	540		0.002		0.047			0.224			70.9	9.2	2.23	8.67	N-Amyl Acetate = 0.25 Methylene Chloride = 0.1 Isopropyl Acetate = 0.5 Ethyl Acetate = 0.5 Acetone = 2.18	Yes
Tedor Pharma Inc.	#1	14	07/24/2018	08/21/2018	No	G				0.002		0.039			0.167			67.1	14.3	0.032	5.26	N-Amyl Acetate = 0.25 Acetone = 0.82 Ethyl Acetate = 0.01 Isopropyl Acetate = 0.01 Methylene Chloride = 0.005	No
Tedor Pharma Inc.	#1	14	04/10/2018	05/18/2018	No	G		1130		0.002		0.052			0.23			50	19.6	0.597	8.42	Methylene Chloride = 0.05 N-Amyl Acetate = 0.25 Acetone = 0.575 Isopropyl Acetate = 0.5 Ethyl Acetate = 0.5	No
Tedor Pharma Inc.	#1	14	02/08/2018	02/08/2018	Yes	G		1		0.015	0.075	0.066	0.075	0.05	0.274		0.025	67.96	27	0.002	4	Isopropyl Acetate = 0.01 TKN = 20.2 Nitrate+Nitrite = 0.143 Ammonia = 4.99 Total Nitrogen = 20.343 Acetone = 0.43 N-Amyl Acetate = 0.01 Ethyl Acetate = 0.01	No
Tedor Pharma Inc.	#1	14	10/16/2018	11/28/2018	No	G		10		0.002		0.077			0.258			138	16	0.05	9	Acetone = 0.587 Ethyl Acetate = 0.05 Methylene Chloride = 0.05 N-Amyl Acetate = 0.025 Isopropyl Acetate = 0.05	No
Tedor Pharma Inc.	#1	14	02/05/2018	02/16/2018	No	G	1180	1180													0.62		No
Tedor Pharma Inc.	#1	14	02/12/2018	02/22/2018	No	C	1030	1030													0.52		No
Tedor Pharma Inc.	#1	14	02/26/2018	03/14/2018	No	G	84240	1010													0.69		No
Tedor Pharma Inc.	#1	14	02/19/2018	03/05/2018	No	G	82330	900													0.4		No
Teknicote, Inc.	#1	11	08/21/2018	09/04/2018	Yes	C	3790			0.015	0.075	0.02	0.075	0.05	0.06	0.011	0.025					Total Nitrogen = 57.2 TKN = 13.8 Nitrate+Nitrite = 43.4 Ammonia = 0.1	No
Teknicote, Inc.	#1	11	02/26/2018	02/27/2018	Yes	C		1		0.015	0.075	0.02	0.075	0.05	0.126	0.005	0.025					Nitrate+Nitrite = 0.118 TKN = 13.4 Ammonia = 0.1 Total Nitrogen = 13.518	No
Teknicote, Inc.	#1	11	11/21/2018	12/13/2018	No	C	2020					0.05	0.05		0.06	0.06							No

**Bucklin Point
Compliance Monitoring Results for Significant Industrial Users - 2018**

Company Name	Sample Location	Category	Sample Date	Received Date	NBC Sample	Type	Flow	Volume	CDF	Cd	Cr	Cu	Pb	Ni	Zn	Cn	Ag	BOD	TSS	TTO	Total O&G	Other Parameters	Violation	
Teknicote, Inc.	#1	11	10/23/2018	11/14/2018	No	G	2049						0.05		0.07								No	
Teknicote, Inc.	#1	11	09/26/2018	10/12/2018	No	C	2035				0.05	0.03		0.04	0.03								No	
Teknicote, Inc.	#1	11	08/21/2018	09/17/2018	No	G	2005					0.05			0.05								No	
Teknicote, Inc.	#1	11	06/19/2018	07/06/2018	No	G	2027					0.05			0.07								No	
Teknicote, Inc.	#1	11	07/11/2018	08/14/2018	No	C	2020			0.02	0.05	0.02	0.05	0.04	0.14	0.03	0.01						No	
Teknicote, Inc.	#1	11	05/24/2018	06/11/2018	No	C	1982				0.05	0.02		0.04	0.03								No	
Teknicote, Inc.	#1	11	04/17/2018	05/07/2018	No	C	1983					0.05			0.08								No	
Teknicote, Inc.	#1	11	03/28/2018	04/13/2018	No	C	2050				0.05	0.04		0.05	0.06								No	
Teknicote, Inc.	#1	11	02/20/2018	03/09/2018	No	C	2230					0.05			0.04								No	
Teknicote, Inc.	#1	11	01/17/2018	02/13/2018	No	C	2215			0.02	0.2	0.06	0.05	0.1	1.34	0.01	0.01						No	
Teknicote, Inc.	#1	11	12/19/2018	01/08/2019	No	G	2045					0.05			0.02								No	
Teknor Apex Company	#1	27	11/15/2018	11/16/2018	Yes	C	45100			0.015	0.075	0.032	0.075	0.05	0.632		0.025				4	Total Nitrogen = 2.11 Ammonia = 0.1 Nitrate+Nitrite = 0.764 TKN = 1.35	No	
Teknor Apex Company	#1	27	02/26/2018	02/27/2018	Yes	C		1		0.015	0.075	0.02	0.075	0.05	0.344		0.025				4	Ammonia = 0.1 Total Nitrogen = 0.592 Nitrate+Nitrite = 0.592 TKN = 0.5	No	
Teknor Apex Company	#1	27	04/06/2018	04/23/2018	No	C	5800			0.002	0.025	0.034	0.025		0.524						4.8		No	
Teknor Apex Company	#1	27	08/09/2018	08/24/2018	No	C	8300			0.002	0.025	0.025	0.025		0.37						2.2		No	
Teknor Apex Company	#1	27	02/07/2018	02/21/2018	No	C	27900	27900		0.002	0.025	0.025	0.025		0.531						17		No	
Teknor Apex Company	#1	27	06/04/2018	06/14/2018	No	C	17800			0.002	0.025	0.025	0.025		0.275						3.2		No	
Teknor Apex Company	#1	27	10/16/2018	11/02/2018	No	C	13400			0.002	0.025	0.025	0.025		0.251						3.8		No	
Teknor Apex Company	#1	27	12/12/2018	12/28/2018	No	C	36400			0.002	0.025	0.025	0.025		0.42						0.5		No	
Teknor Apex Company	#2	27	11/13/2018	11/27/2018	No	G	1150														0.053	5.9	No	
Teknor Apex Company	#2	27	03/15/2018	03/27/2018	No	G	760	760													0.06	4.2	No	
Teknor Apex Company	#2	27	07/06/2018	07/31/2018	No	G	1150														0.03	7.2	No	
Teknor Apex Company	#2	27	09/07/2018	09/21/2018	No	G	540	540													0.05	5.4	No	
Teknor Apex Company	#2	27	05/07/2018	05/22/2018	No	G	320														0.089	5.2	No	
Teknor Apex Company	#2	27	01/13/2018	02/01/2018	No	G	2780	2780													0.038	5.6	No	
Teknor Apex Company	#3	27	04/06/2018	04/23/2018	No	G	400														0.01		No	
Teknor Apex Company	#3	27	10/15/2018	11/02/2018	No	G	200														0.19		No	
The Okonite Company	#1	27	05/02/2018	05/03/2018	Yes	C		1	N	0.015	0.075	0.251	0.075	0.05	0.485		0.025					5.308	Total Nitrogen = 4.457 Ammonia = 0.1 Nitrate+Nitrite = 0.867 TKN = 3.59	No
The Okonite Company	#1	27	10/30/2018	10/31/2018	Yes	C		1	N	0.015	0.075	0.124	0.075	0.05	0.151		0.025					4	Total Nitrogen = 2.79 Ammonia = 0.1 Nitrate+Nitrite = 0.607 TKN = 2.18	No
The Okonite Company	#1	27	07/17/2018	08/27/2018	No	C			N			0.161	0.02	0.05	0.281			1570				5		No
The Okonite Company	#1	27	09/14/2018	10/11/2018	No	C	2386		N			0.141	0.01	0.025	0.291			687				5.4		No
The Okonite Company	#1	27	11/28/2018	12/18/2018	No	C	2361		N			0.066	0.01	0.025	0.066			789				5.3		No
The Okonite Company	#1	27	01/03/2018	03/09/2018	No	C	9100		N			0.56	0.08	0.05	0.465			18				5		No
The Okonite Company	#1	27	01/09/2018	03/09/2018	No	C	10133		N			0.202			0.711									No
The Okonite Company	#1	27	01/16/2018	03/09/2018	No	C	8088		N			0.039			0.097									No
The Okonite Company	#1	27	01/25/2018	03/09/2018	No	C	3770		N						0.168									No
The Okonite Company	#1	27	03/21/2018	04/10/2018	No	C	3347		N			1.19	0.022	0.05	0.761			214				4.7		No
The Okonite Company	#1	27	05/17/2018	06/05/2018	No	C			N			0.764	0.026	0.05	1.23			1540				4.7		No
Tiffany and Company	#1	15	09/20/2018	09/21/2018	Yes	C	750			0.015	0.075	0.02	0.075	0.05	0.06	0.007	0.025						Total Nitrogen = 2.27 Ammonia = 0.1 Nitrate+Nitrite = 0.1 TKN = 2.27	No
Tiffany and Company	#1	15	05/03/2018	05/04/2018	Yes	C		1		0.015	0.075	0.02	0.075	0.05	0.06	0.004	0.025						TKN = 2.1 Nitrate+Nitrite = 0.1 Ammonia = 0.1 Total Nitrogen = 2.1	No
Tiffany and Company	#1	15	06/07/2018	07/25/2018	No	C	494					0.09					0.04						No	
Tiffany and Company	#1	15	02/06/2018	03/28/2018	No	C		382				0.02					0.06						No	
Tiffany and Company	#1	15	08/02/2018	09/28/2018	No	C	1487					0.03					0.01						No	

**Bucklin Point
Compliance Monitoring Results for Significant Industrial Users - 2018**

Company Name	Sample Location	Category	Sample Date	Received Date	NBC Sample	Type	Flow	Volume	CDF	Cd	Cr	Cu	Pb	Ni	Zn	Cn	Ag	BOD	TSS	TTO	Total O&G	Other Parameters	Violation	
Tiffany and Company	#1	15	04/03/2018	05/25/2018	No	C	394			0.02	0.05	0.02	0.05	0.04	0.01	0.01	0.01							No
Tiffany and Company	#1	15	10/03/2018	12/04/2018	No	C	649			0.02	0.05	0.02	0.05	0.05	0.02	0.01	0.03							No
Tiffany and Company	#1	15	12/17/2018	01/28/2019	No	C	236					0.04					0.03							No
Tiffany and Company	#2	15	10/22/2018	12/04/2018	No	G	649															28		No
Truex, Inc.	#1	11	10/02/2018	10/03/2018	Yes	C	3443			0.015	0.075	0.072	0.075	0.05	0.212	0.007	0.025					4	Total Nitrogen = 1.99 TKN = 1.35 Nitrate+Nitrite = 0.641 Ammonia = 0.1	No
Truex, Inc.	#1	11	03/05/2018	03/06/2018	Yes	C	3965			0.015	0.075	0.195	0.075	0.05	0.37	0.004	0.025					4	TKN = 1.05 Nitrate+Nitrite = 0.112 Ammonia = 0.1 Total Nitrogen = 1.162	No
Truex, Inc.	#1	11	04/02/2018	04/13/2018	No	C	3366			0.02	0.05	0.46	0.05	0.01	0.28	0.01	0.01					3.2		No
Truex, Inc.	#1	11	02/06/2018	02/26/2018	No	C	3292					0.29		0.04	0.42							4.1		No
Truex, Inc.	#1	11	12/06/2018	12/24/2018	No	C	3366					0.32		0.04	0.2							5.3		No
Truex, Inc.	#1	11	10/02/2018	10/26/2018	No	C	3441			0.02	0.15	0.07	0.05	0.04	0.16	0.01	0.02					2.5		No
Truex, Inc.	#1	11	08/06/2018	08/21/2018	No	C	2917					0.18		0.04	0.16									No
Truex, Inc.	#1	11	06/11/2018	06/25/2018	No	G	2468					0.39		0.04	0.33							1.3		No
Truex, Inc.	#2	11	06/11/2018	06/25/2018	No	G		200														1.5		No
Truex, Inc.	#2	11	12/06/2018	12/24/2018	No	G	3366															2.2		No

ATTACHMENT VOLUME II

SECTION 6

***COMPLIANCE MONITORING
RESULTS FOR NON-SIGNIFICANT
USERS***

COMPLIANCE MONITORING LEGEND

Parameter Legend

Cd = Cadmium

Cr = Chromium

Cu = Copper

Pb = Lead

Ni = Nickel

Ag = Silver

Zn = Zinc

CN = Cyanide

Hg = Mercury

Mo = Molybdenum

As = Arsenic

Sn = Tin

VOC = Volatile Organic Compounds

Se = Selenium

O & G = Oil and Grease

BOD = Biochemical Oxygen Demand

TSS = Total Suspended Solids

TTO = Total Toxic Organics

TRC = Total Residual Chlorine

TKN = Total Kjeldahl Nitrogen

Sample Legend

C = Composite Sample

G = Grab Sample

CDF = Concentrated Discharge Formula

Category # Refers to Users Category Number Specified in Chapter III

***COMPLIANCE MONITORING
RESULTS FOR NON-SIGNIFICANT
USERS***

FIELD'S POINT

Field's Point
Compliance Monitoring Results for Non-Significant Users - 2018

Company Name	Sample Location	Category	Sample Date	Received Date	NBC Sample	Type	Flow	Volume	CDF	Cd	Cr	Cu	Pb	Ni	Zn	Cn	Ag	BOD	TSS	TTO	Total O&G	Other Paramaters	Violation		
Detroit Collision Center	#1	97	08/01/2018	08/14/2018	No	G			No			0.253	0.011		1.13						14		No		
Detroit Collision Center	#2	97	08/01/2018	08/14/2018	No	G			No			0.126	0.005		1.05						7		No		
East Coast Screen Printing	#1	99	07/10/2018	07/19/2018	No	G			No			0.012			1.14						41.85	VOC = 0	No		
East Coast Screen Printing	#1	99	12/17/2018	01/08/2019	No	G			No			0.039			0.375						39.2	VOC = 0.016	No		
East Side Endodontics	#1	94	02/27/2018	02/27/2018	No	C			No														pH = 0	No	
Eastern Screw Company	#1	26	01/29/2018	02/02/2018	No	G		700	No	0.004	0.007	0.02		0.493	0.053						23		No		
Eastern Screw Company	#1	26	04/20/2018	04/30/2018	No	G		350	No	0.004	0.005	0.02		0.03	0.062						5		No		
Eastern Screw Company	#1	26	10/19/2018	10/30/2018	No	G		150	No	0.004	0.005	0.02		0.015	0.023						7		No		
Eastern Screw Company	#1	26	07/09/2018	07/13/2018	No	G		220	No	0.004	0.005	0.035		0.036	0.155						23		No		
Eastern Screw Company	#1	26	04/20/2018	04/30/2018	No	G		350	No	0.004														No	
Eastside Providence, LLC	#1	82	03/22/2018	03/30/2018	No	G			No													12		No	
Eastside Providence, LLC	#2	82	03/22/2018	03/30/2018	No	G			No													17		No	
Eastside Providence, LLC	#3	82	03/22/2018	03/30/2018	No	G			No													18		No	
Eastside Providence, LLC	#4	82	03/22/2018	03/30/2018	No	G			No													33		No	
El Fogonazo Meat Market	#1	71	03/15/2018	03/29/2018	No	G			No													34.4		No	
El Quiche Bakery Store, Inc.	#1	81	10/22/2018	11/13/2018	No	G			No													1.6		No	
El Quiche Bakery Store, Inc.	#1	81	07/10/2018	07/30/2018	No	G			No													1		No	
Enterprise Rent-A-Car of R.I. (Johnston)	#1	37	10/30/2018	11/27/2018	No	G		500	No													13.9		No	
Enterprise Rent-A-Car of R.I. (Johnston)	#1	37	04/30/2018	05/23/2018	No	G		500	No													10.9		No	
Equilon Enterprises LLC	#1	37	04/04/2018	04/24/2018	No	G			No													1		No	
Equilon Enterprises LLC	#1	37	10/12/2018	10/26/2018	No	G			No													1		No	
F. Saia Restaurants, Inc. LLC	#1	85	08/17/2018	09/06/2018	No	G			No													10.9		No	
F. Saia Restaurants, Inc. LLC	#1	85	01/31/2018	03/09/2018	No	G			No													2		No	
FedEx Ground Package System, Inc.	#1	37	04/12/2018	05/09/2018	No	G	1567		No													39		No	
FedEx Ground Package System, Inc.	#1	37	10/25/2018	11/28/2018	No	G	1507		No													31		No	
FedEx Ground Package System, Inc.	#2	37	10/25/2018	11/28/2018	No	G	1507		No													2.5		No	
FedEx Ground Package System, Inc.	#2	37	04/12/2018	05/09/2018	No	G	1567		No													1.5		No	
Fed-Rick Veal Company	#1	81	09/28/2018	10/09/2018	No	G			No													4.8		No	
Finest Car Wash	#1	97	08/15/2018	08/29/2018	No	G			No													12.5		No	
Finest Car Wash	#1	97	02/28/2018	03/16/2018	No	G			No													7.5		No	
First Casting, Inc.	#1	59	04/09/2018	04/27/2018	No	G			No															pH = 8	No
First Casting, Inc.	#1	59	10/01/2018	11/08/2018	No	G			No										2.5					pH = 6.9	No
Food Corp	#2	82	01/23/2018	02/16/2018	No	G			No													25		No	
Food Corp	#1	82	01/23/2018	02/16/2018	No	G			No													18		No	
Food Corp	#2	82	01/02/2018	02/08/2018	No	G			No													160		Yes	
Food Corp	#2	82	01/09/2018	02/08/2018	No	G			No													15		No	
Food Corp	#2	82	01/16/2018	03/12/2018	No	G			No													10		No	
Food Corp	#1	82	07/20/2018	08/17/2018	No	G			No													46		No	
Food Corp	#2	82	07/20/2018	08/17/2018	No	G			No													4.4		No	
Food Corp	#2	82	02/22/2018	03/12/2018	No	G			No													39		No	
Freeway Car Wash	#1	97	07/24/2018	08/09/2018	No	G			No													4.2		No	
Freeway Car Wash	#1	97	01/22/2018	02/02/2018	No	G			No													12.6		No	
Freeway Car Wash	#2	97	07/24/2018	08/09/2018	No	G			No													3.8		No	
Freeway Car Wash	#2	97	01/18/2018	02/02/2018	No	G			No													11.2		No	
Gilbane Building Company	#1	53	10/19/2018	11/14/2018	No	G			No	0.004	0.005	0.085	0.002	0.007	0.506		0.01							Hg = 0.001	No
Golden Crest Nursing Centre	#1	86	01/11/2018	02/09/2018	No	G			No													120		No	
Golden Crest Nursing Centre	#1	86	07/16/2018	08/10/2018	No	G			No													12		No	
Greystone Auto Center	#1	97	07/19/2018	08/21/2018	No	G			No				0.05	0.04	0.24							14.5		No	
Greystone Auto Center	#1	97	03/30/2018	04/11/2018	No	G			No				0.05	0.04	0.9							19.1		No	
H&S Management, LLC	#1	85	10/02/2018	11/30/2018	No	G			No													5.1		No	
H&S Management, LLC	#1	85	03/09/2018	03/29/2018	No	G			No													1		No	
Hasbro	#2	86	01/11/2018	02/05/2018	No	G			No													0.5		No	
Hasbro	#2	86	06/19/2018	06/29/2018	No	G			No													3.8		No	
Hillview Auto Body	#1	97	04/24/2018	04/24/2018	Yes	G		1	No	0.015	0.075	0.265	0.075	0.05	0.829		0.025				0.021	28	As = 0.005, Ammonia = 0.1 TKN = 1.85 Nitrate+Nitrite = 0.265	No	

**Field's Point
Compliance Monitoring Results for Non-Significant Users - 2018**

Company Name	Sample Location	Category	Sample Date	Received Date	NBC Sample	Type	Flow	Volume	CDF	Cd	Cr	Cu	Pb	Ni	Zn	Cn	Ag	BOD	TSS	TTO	Total O&G	Other Paramaters	Violation	
New England Petroleum Terminal, LLC.	#2	59	01/17/2018	02/08/2018	No	G	108023		No										9		5	pH = 6.3	No	
New England Petroleum Terminal, LLC.	#1	59	08/14/2018	09/06/2018	No	G	55078		No										5		5	pH = 6.27	No	
New England Petroleum Terminal, LLC.	#2	59	07/26/2018	08/07/2018	No	G	98150		No										13		5	pH = 6.27	No	
New England Petroleum Terminal, LLC.	#1	59	07/26/2018	08/07/2018	No	G			No										5		5	pH = 6.26	No	
New England Petroleum Terminal, LLC.	#2	59	08/14/2018	09/06/2018	No	G	168000		No										5		5	pH = 6.25	No	
New England Petroleum Terminal, LLC.	#1	59	01/24/2018	02/08/2018	No	G			No										5		5	pH = 6.22	No	
New England Petroleum Terminal, LLC.	#1	59	02/12/2018	03/07/2018	No	G	181279		No										5		5	pH = 6.18	No	
New England Petroleum Terminal, LLC.	#2	59	01/24/2018	02/08/2018	No	G	140077		No										24		5	pH = 6.18	No	
New England Petroleum Terminal, LLC.	#2	59	04/04/2018	05/08/2018	No	G	48967		No										15		5	pH = 6.18	No	
New England Petroleum Terminal, LLC.	#2	59	03/02/2018	04/11/2018	No	G	140466		No										5		5	pH = 6.14	No	
New England Petroleum Terminal, LLC.	#1	59	08/23/2018	09/06/2018	No	G	22621		No										5		5	pH = 6.13	No	
New England Petroleum Terminal, LLC.	#2	59	03/08/2018	04/11/2018	No	G	238973		No										6		5	pH = 6.12	No	
New England Petroleum Terminal, LLC.	#2	59	04/03/2018	05/08/2018	No	G	2679		No										5		5	pH = 6.12	No	
New England Petroleum Terminal, LLC.	#1	59	03/02/2018	04/11/2018	No	G	350382		No										5		5	pH = 6.11	No	
New England Petroleum Terminal, LLC.	#2	59	06/04/2018	07/10/2018	No	G	55754		No										13		5	pH = 6.11	No	
New England Petroleum Terminal, LLC.	#1	59	04/04/2018	05/08/2018	No	G	71846		No										17		5	pH = 6.1	No	
New England Petroleum Terminal, LLC.	#1	59	06/25/2018	07/10/2018	No	G	27721		No										20		5	pH = 6.1	No	
New England Petroleum Terminal, LLC.	#2	59	09/07/2018	10/04/2018	No	G	23560		No										5		5	pH = 6.06	No	
New England Petroleum Terminal, LLC.	#2	59	08/23/2018	09/06/2018	No	G	59800		No										5		5	pH = 6.05	No	
New England Petroleum Terminal, LLC.	#1	59	04/03/2018	05/08/2018	No	G	9686		No										5		5	pH = 6.04	No	
New England Petroleum Terminal, LLC.	#2	59	07/18/2018	08/07/2018	No	G	49729		No										22		5	pH = 6	No	
New England Petroleum Terminal, LLC.	#1	59	09/07/2018	10/04/2018	No	G	17160		No										7		5	pH = 5.96	No	
New England Petroleum Terminal, LLC.	#1	59	05/17/2018	06/08/2018	No	G	33683		No										13		5	pH = 5.9	No	
New England Petroleum Terminal, LLC.	#2	59	05/17/2018	06/08/2018	No	G	3906		No										5		5	pH = 5.87	No	
New England Petroleum Terminal, LLC.	#1	59	03/08/2018	04/11/2018	No	G	159452		No										5		5	pH = 5.84	No	
New England Petroleum Terminal, LLC.	#1	59	07/18/2018	08/07/2018	No	G	29923		No										17		5	pH = 5.62	No	
New Sky Market Inc.	#1	82	04/06/2018	04/19/2018	No	G			No														No	
New Sky Market Inc.	#1	82	08/10/2018	09/04/2018	No	G			No													4.7		No
NGC INC.	#1	81	12/12/2018	12/13/2018	Yes	C	8832		No									1957.52	35		7.948	Total Nitrogen = 255 Ammonia = 5.64 Nitrate+Nitrite = 0.224 TKN = 255 As = 0.022	No	
NGC INC.	#1	81	07/05/2018	07/23/2018	No	C	6732		No									4500	580		5.4		No	
NGC INC.	#1	81	02/01/2018	02/20/2018	No	G	4488		No									2900	400		12		No	
NGC INC.	#1	81	02/01/2018	02/20/2018	No	G	4488		No													9.3		No
NGC INC.	#1	81	10/01/2018	10/19/2018	No	C	7929		No									1800	190		12.7		No	
NGC INC.	#1	81	12/19/2018	01/04/2019	No	C	9799		No									1200	180		13.8		No	
NGC INC.	#1	81	05/02/2018	05/24/2018	No	C	7181		No									1900	240		6.4		No	
NGC INC.	#1	81	05/02/2018	05/24/2018	No	G	7181		No													25		No
Nick's Auto Body, Inc.	#1	97	10/27/2018	11/13/2018	No	G			No				0.05		0.53							7.5		No
Nick's Auto Body, Inc.	#1	97	04/28/2018	05/10/2018	No	G			No				0.05		0.43							1.8		No
NNC of Rhode Island, Inc.	#1	97	01/31/2018	03/12/2018	No	G			No													1.2		No
NNC of Rhode Island, Inc.	#1	97	07/31/2018	09/19/2018	No	G			No													2.53		No
North Providence Dental Associates	#2	94	07/24/2018	07/27/2018	No	C			No														pH = 0	No
North Providence Dental Associates	#1	94	01/08/2018	01/22/2018	No	G			No													0.03		No
North Providence Dental Associates	#1	94	07/09/2018	07/27/2018	No	G			No													0.07		No
Nueva San Salvador Bakery, Inc.	#1	81	01/29/2018	02/12/2018	No	G			No													22.2		No
Nueva San Salvador Bakery, Inc.	#1	81	07/31/2018	08/14/2018	No	G			No													32.7		No
Ocean State Peeled Potatoes	#1	81	04/16/2018	04/17/2018	Yes	C	2094		No									6889.25	4480			Nitrate+Nitrite = 5.42 Total Nitrogen = 313.42 Ammonia = 11.8 TKN = 308	No	
Ocean State Peeled Potatoes	#1	81	01/10/2018	01/25/2018	No	C	1271		No									1600	749					No
Ocean State Peeled Potatoes	#1	81	04/13/2018	04/27/2018	No	C	2992		No									3680	1010					No
Ocean State Peeled Potatoes	#1	81	10/12/2018	11/08/2018	No	G	1571		No									1290	613					No
Ocean State Peeled Potatoes	#1	81	07/12/2018	07/30/2018	No	C	2094		No									1410	410					No
Olneyville NY System	#1	85	11/26/2018	12/19/2018	No	G			No													1		No
Olneyville NY System	#1	85	05/14/2018	05/29/2018	No	G			No													1.2		No

**Field's Point
Compliance Monitoring Results for Non-Significant Users - 2018**

Company Name	Sample Location	Category	Sample Date	Received Date	NBC Sample	Type	Flow	Volume	CDF	Cd	Cr	Cu	Pb	Ni	Zn	Cn	Ag	BOD	TSS	TTO	Total O&G	Other Paramaters	Violation		
Whole Foods Market Group, Inc.	#1	82	04/27/2018	08/03/2018	No	G			No												218		Yes		
Whole Foods Market, Inc.	#1	82	08/08/2018	08/22/2018	No	G			No												77		No		
Whole Foods Market, Inc.	#1	82	01/30/2018	02/22/2018	No	G			No												120		No		
Whole Foods Market, Inc.	#1	82	12/05/2018	01/14/2019	No	G			No												71		No		
Women & Infants' Hospital	#1	90	11/06/2018	11/27/2018	No	G			No	0.005	0.01	0.165	0.01	0.025	0.187	0.02	0.005						Hg = 0	No	
Women & Infants' Hospital	#2	90	11/06/2018	11/27/2018	No	G			No	0.005	0.01	0.048	0.01	0.025	0.025	0.02	0.005							Hg = 0	No
Women & Infants' Hospital	#3	90	11/06/2018	11/27/2018	No	G			No	0.005	0.01	0.07	0.01	0.025		0.02	0.005							Hg = 0	No
Women & Infants' Hospital	#1	90	05/08/2018	05/23/2018	No	G			No	0.01	0.02	0.102	0.02	0.05	0.94										No
Women & Infants' Hospital	#2	90	06/04/2018	06/13/2018	No	G			No	0.01	0.02	0.215	0.02	0.05	0.912										No
Women & Infants' Hospital	#3	90	05/08/2018	05/23/2018	No	G			No	0.01	0.02	0.37	0.02	0.05	0.274										No
Women and Infants-Kilguss Lab	#1	95	04/18/2018	05/18/2018	No	G			No									0.2						No	
Women and Infants-Kilguss Lab	#1	95	10/29/2018	11/20/2018	No	G			No									0.2						No	
Ximedica	#1	49	02/08/2018	02/09/2018	No	G			No						0.05									No	
Ximedica	#1	49	01/19/2018	01/30/2018	No	G			No						0.16									No	
Ximedica	#1	49	02/08/2018	02/15/2018	No	G			No						0.05									No	
Ximedica	#1	49	11/01/2018	11/26/2018	No	G			No	0.01	0.02				0.196									No	
Ximedica	#1	49	02/16/2018	02/23/2018	No	G	75	75	No						0.101									No	
Ximedica	#1	49	01/26/2018	02/01/2018	No	G			No						0.155									No	
Ximedica	#2	49	11/01/2018	11/26/2018	No	G			No												61.2		No		
Ximedica	#3	49	02/08/2018	02/15/2018	No	G			No						0.072									No	
Ximedica	#3	49	02/16/2018	02/23/2018	No	G	75	75	No						0.165									No	
Ximedica	#3	49	01/26/2018	02/01/2018	No	G			No						0.129									No	
Ximedica	#3	49	01/19/2018	01/30/2018	No	G			No						0.256									No	
Yang's Restaurant	#1	85	12/19/2018	01/10/2019	No	G			No													2		No	
Yang's Restaurant	#1	85	06/13/2018	06/25/2018	No	G			No													2		No	

***COMPLIANCE MONITORING
RESULTS FOR NON-SIGNIFICANT
USERS***

BUCKLIN POINT

**Bucklin Point
Compliance Monitoring Results for Non-Significant Users - 2018**

Company Name	Sample Location	Category	Sample Date	Received Date	NBC Sample	Type	Flow	Volume	CDF	Cd	Cr	Cu	Pb	Ni	Zn	Cn	Ag	BOD	TSS	TTO	Total O&G	Other Parameters	Violation		
The Stop & Shop Supermarket Co. LLC	#1	82	12/31/2018	01/31/2019	No	G															96		No		
The Stop & Shop Supermarket Co. LLC	#1	82	06/20/2018	07/31/2018	No	G															58		No		
Top Shell LLC	#1	81	04/20/2018	05/04/2018	No	G															80.6		No		
University Oral & Maxil. - School Street	#1	94	10/17/2018	10/29/2018	No	G											0.07						No		
University Oral & Maxil. - School Street	#1	94	04/30/2018	05/09/2018	No	G											0.02						No		
Vicor Corporation	#1	42	12/01/2018	01/04/2019	No	G			N														pH = 0	No	
Village Press	#1	24	01/23/2018	03/19/2018	No	G						0.04			0.06									No	
Village Press	#1	24	07/23/2018	08/06/2018	No	G						0.02			0.27									No	
VIP Car Wash	#1	97	08/24/2018	10/01/2018	No	G			N												21		No		
Vogue Industries LP	#1	99	10/24/2018	11/06/2018	No	G		40			0.005	0.128			0.166									No	
Vogue Industries LP	#1	99	04/17/2018	04/26/2018	No	G		400			0.005	0.052			0.126									No	
Walter M. Dzialo, DDS	#1	94	09/06/2018	09/06/2018	No	C																		pH = 0	No
Water Works Car Wash	#1	97	07/30/2018	09/25/2018	No	G	7														1.5		No		
Water Works Car Wash	#1	97	01/29/2018	03/19/2018	No	G															13.6		No		
Weeden Street Associates, LLC	#1	71	02/07/2018	02/23/2018	No	G	2				0.11	0.15			0.06									No	
Wildtree Herbs, Inc.	#1	81	07/17/2018	07/31/2018	No	G	95														190		Yes		
Wildtree Herbs, Inc.	#1	81	04/09/2018	05/02/2018	No	G		31													14		No		
Wildtree Herbs, Inc.	#1	81	04/02/2018	05/02/2018	No	G		46													24		No		
Wildtree Herbs, Inc.	#1	81	03/26/2018	05/02/2018	No	G		180													22		No		
Wildtree Herbs, Inc.	#1	81	02/27/2018	03/12/2018	No	G	3032676	2													43		No		
Wildtree Herbs, Inc.	#1	81	11/07/2018	01/04/2019	No	G		87													24		No		
Wildtree Herbs, Inc.	#1	81	01/30/2018	03/12/2018	No	G	3119673	215													180		Yes		
Wildtree Herbs, Inc.	#1	81	11/16/2018	01/04/2019	No	G		94													50		No		
Wildtree Herbs, Inc.	#1	81	10/05/2018	11/09/2018	No	G	74														250		Yes		
Wildtree Herbs, Inc.	#1	81	10/12/2018	11/09/2018	No	G	84														57		No		
Wildtree Herbs, Inc.	#1	81	10/19/2018	11/09/2018	No	G	96														63		No		
Wildtree Herbs, Inc.	#2	81	01/30/2018	03/12/2018	No	G	3119673	215													98		No		
Wildtree Herbs, Inc.	#2	81	07/17/2018	07/31/2018	No	G	95														120		No		
Xelapan Bakery and Convenience	#1	81	07/22/2018	08/06/2018	No	G															16.9		No		
Xelapan Bakery and Convenience	#1	81	01/02/2018	02/19/2018	No	G															26.3		No		
Zaccagnini's Pastry Shoppe	#1	81	10/12/2018	10/31/2018	No	G															5.6		No		
Zaccagnini's Pastry Shoppe	#1	81	06/07/2018	08/22/2018	No	G															10.6		No		

ATTACHMENT VOLUME II

SECTION 7

***SURVEILLANCE MANHOLE
MONITORING DATA AND LEGEND***

COMPLIANCE MONITORING LEGEND

Parameter Legend

Cd = Cadmium

Cr = Chromium

Cu = Copper

Pb = Lead

Ni = Nickel

Ag = Silver

Zn = Zinc

CN = Cyanide

Hg = Mercury

Mo = Molybdenum

As = Arsenic

Sn = Tin

VOC = Volatile Organic Compounds

Se = Selenium

O & G = Oil and Grease

BOD = Biochemical Oxygen Demand

TSS = Total Suspended Solids

TTO = Total Toxic Organics

TRC = Total Residual Chlorine

***SURVEILLANCE MANHOLE
MONITORING DATA
AND LEGEND***

FIELD'S POINT

**Field's Point
Manhole Legend**

<u>Manhole #</u>	<u>Description</u>	<u>City</u>
0	Field's Point Influent	Providence
1	Ernest Street Pump Station Wet Well	Providence
01A	Allens Avenue Interceptor	Providence
01B	Ernest Street Pump Station (Ellenfield Street Interceptor)	Providence
01C	Ernest Street Pump Station (Diversion Structure)	Providence
01D	Ernest Street Pump Station (Ellenfield Int/Diversion Structure Combo)	Providence
2	Washington Park Pump Station	Providence
3	Shipyard Street	Providence
04A	D.S. Armbrust International - Chapman Street	Providence
04B	U.S. Armbrust International - Chapman Street	Providence
05A	D.S. 24 Baker Street	Providence
05B	U.S. 24 Baker Street	Providence
06A	Baker Street	Providence
06B	Baker Street	Providence
7	Ellenfield Street	Providence
07A	D.S. 85 Ellenfield Street	Providence
07B	U.S. 85 Ellenfield Street	Providence
08A	D.S. Ira Green - Toronto Street	Providence
08B	U.S. Ira Green - Toronto Street	Providence
09A	D.S. Technodic, U.S. 225 Carolina & 215 Georgia - Georgia Ave.	Providence
09B	U.S. Technodic - Georgia Avenue	Providence
09C	U.S. Technodic - Georgia Avenue	Providence
10A	D.S. 225 Carolina & 215 Georgia - Georgia Avenue	Providence
11A	D.S. Monarch Metal Finishing - Virginia Avenue	Providence
11B	D.S. Monarch Metal Finishing - Toronto Avenue	Providence
11C	U.S. Monarch Metal Finishing - Toronto Avenue	Providence
12A	D.S. Formerly C&C Rhode Island - Virginia Avenue	Providence
12B	U.S. Formerly C&C Rhode Island - Virginia Avenue	Providence
13A	D.S. Mahr Federal	Providence
13B	U.S. Mahr Federal	Providence
14A	D.S. 82 Aldrich Street	Providence
14B	U.S. 82 Aldrich Street	Providence
15A	Hylestead Street	Providence
15B	Hylestead Street	Providence
16A	Blundell Street	Providence
16B	Blundell Street	Providence
17A	D.S. Univar USA - Field's Point Drive	Providence
18A	Spooner Street	Providence
19A	D.S. Eddy Street At Wyatt	Providence
19B	U.S. Eddy Street Between Oxford And Mutual	Providence
20A	D.S. 928 Eddy Street - Seymour Street	Providence
21A	D.S. 60 Seymour Street - Warren Way	Providence
22A	D.S. Northland Environmental - Allens Avenue	Providence
22B	Allens Avenue And Blackstone Street	Providence
22C	U.S. Of Henderson Street On Allens Avenue	Providence
23A	D.S. Ideal Plating - Public Street	Providence
23B	U.S. Ideal Plating - Public Street	Providence

**Field's Point
Manhole Legend**

<u>Manhole #</u>	<u>Description</u>	<u>City</u>
24A	D.S. 226 Public Street - Temple Street	Providence
24B	U.S. 226 Public Street - Temple Street	Providence
25A	D.S. 908 Eddy Street	Providence
25B	U.S. 908 Eddy Street	Providence
28A	Eddy Street	Providence
28B	Eddy Street	Providence
29A	Willard Avenue	Providence
29B	Willard Avenue	Providence
30A		Providence
30B		Providence
31A	D.S. 145 Globe Street - Eddy Street	Providence
31B	U.S. Formerly Victory Finishing Technology - Globe Street	Providence
31C	U.S. Formerly Victory Finishing Technology - Eddy Street	Providence
32A	D.S. Dominion Energy - Manchester Street	Providence
33A	Pine Street	Providence
33B	Pine Street	Providence
34A	D.S. 157 Clifford Street	Providence
34B	U.S. 157 Clifford Street	Providence
36A	Chestnut Street	Providence
36B	Chestnut Street	Providence
37A	Ship Street	Providence
37B	Ship Street	Providence
38A	Elm Street	Providence
38B	Chestnut Street	Providence
39A	D.S. Former Regal Plating - Chestnut Street	Providence
39B	U.S. Former Regal Plating - South Street	Providence
40A	South Street	Providence
40B	South Street	Providence
41A	Parsonage Street	Providence
42A	D.S. 45 Borden Street - Crary Street	Providence
42B	U.S. 45 Borden Street - Crary Street	Providence
43A	D.S. Former Esposito Jewelry - Dupont Dr.	Providence
43B	U.S. Former Esposito Jewelry - Dupont Dr.	Providence
44A	D.S. Former T. Sardelli - Dupont Dr.	Providence
44B	U.S. Former T. Sardelli - Dupont Dr.	Providence
45A	D.S. C&J Jewelry - Dupont Dr.	Providence
45B	U.S. C&J Jewelry - Dupont Dr.	Providence
46A	D.S. 88 Niantic Avenue - Dupont Dr.	Providence
47A	D.S. Former Park Lane / Colibri - Niantic Ave.	Providence
47B	U.S. Former Park Lane / Colibri - Niantic Ave.	Providence
48A	D.S. Uncas Manufacturing/Alloy Holdings - Niantic Ave.	Providence
48B	U.S. Uncas Manufacturing/Alloy Holdings - Niantic Ave.	Providence
49A	Salem St.	Providence
49B	Salem St.	Providence
50A	D.S. Industrial Park (Dupont Dr. & Niantic Ave.) Burrington St.	Providence
50B	D.S. Former Esposito and Sardelli - Dupont Drive	Providence
50C	D.S. C & J and Park Lane/Colibri - Dupont Drive	Providence

**Field's Point
Manhole Legend**

<u>Manhole #</u>	<u>Description</u>	<u>City</u>
51	D.S. Everybody On PR5 Except Ind. Park - Huntington St.	Providence
52A	D.S. New England Ind. - Melrose St.	Providence
52B	U.S. New England Ind. - Potters Ave.	Providence
53A	D.S. Surface Coatings - Plymouth St.	Providence
53B	U.S. Surface Coatings - Plymouth St.	Providence
54A	Cranston St.	Providence
54B	Cranston St.	Providence
55A	Bellevue Ave.	Providence
55B	Bellevue Ave.	Providence
56A	D.S. Spencer Plating, U.S D&D Chrome - Dexter St.	Providence
56B	U.S. Spencer Plating - Dexter St.	Providence
56C	Dexter St.	Providence
57A	D.S. 43 Bucklin St.	Providence
57B	U.S. 43 Bucklin St.	Providence
58A	D.S. Allied Business Forms - Bucklin St.	Providence
58B	U.S. Allied Business Forms - Bucklin St.	Providence
59A	D.S. Pilgrim Screw - Dexter St.	Providence
59B	U.S. Pilgrim Screw - Dexter St.	Providence
59C	Dexter St.	Providence
60A	D.S. 56 Sprague St.	Providence
60B	U.S. 56 Sprague St.	Providence
61A	D.S. Klitzner Industries - Westfield St.	Providence
61B	U.S. Klitzner Industries - Westfield St.	Providence
62A	D.S. Prov. Journal (Fountain St) - Fountain St.	Providence
62B	U.S. Prov. Journal (Fountain St) - Fountain St.	Providence
63A	D.S. Prov. Journal (Prod. Facility) - Kinsley Ave.	Providence
63B	U.S. Prov. Journal (Prod. Facility) - Kinsley Ave.	Providence
64A	D.S. 30 Desoto St.	Providence
65A	D.S. International Chromium Plating - Addison Place	Providence
65B	U.S. International Chromium Plating - Addison Place	Providence
66A	Erickson Place	Providence
68A	D.S. 335 Valley St.	Providence
68B	U.S. 335 Valley St.	Providence
69A	D.S. Monarch Metal - Aurora St.	Providence
69B	U.S. Monarch Metal - Aurora St.	Providence
69C		Providence
69D		Providence
70A	D.S. A&F Plating & Universal Plating - River Ave.	Providence
70B	U.S. A&F Plating & Universal Plating - River Ave.	Providence
70C	U.S. Universal Plating, D.S. A&F Plating - River Avenue	Providence
71A	D.S. 555 Valley - Hemlock St.	Providence
71B	U.S. 555 Valley - Hemlock St.	Providence
72A	Drive Way Of 350 Kinsley Ave. Mill Complex	Providence
72B	Kinsley Ave.	Providence
73A	D.S. U.S. Former General Plating - Harris Ave.	Providence
73B	U.S. 586 Atwells Ave - Harris Ave.	Providence
73C	D.S. Former General Plating - Harris Ave.	Providence

**Field's Point
Manhole Legend**

<u>Manhole #</u>	<u>Description</u>	<u>City</u>
74A	Curtis St.	Providence
75A	U.S. Umicore - Sims St.	Providence
75B	D.S. Umicore, U.S. Oster Alloys & Callico Metals - Sims St.	Providence
75C	D.S. Oster Alloys & Callico Metals, U.S. 498 Kinsley. - Sims St.	Providence
75D	D.S. 498 Kinsley - Sims St.	Providence
76A	Olneyville Drainage District - Valley St.	Providence
77A	D.S. Atlantic Mills Complex - Manton Ave.	Providence
77B	U.S. Atlantic Mills Complex - Manton Ave.	Providence
78A	Delaine Street	Providence
79A	D.S. Genesis Marketing Group - Agnes St.	Providence
79B	U.S. Genesis Marketing Group - Magnolia St.	Providence
79C	U.S. D & L Sales	Providence
79D	D.S. D & L Sales	Providence
80A	D.S. Apex Plating - Hartford Ave.	Providence
80B	U.S. Apex Plating - Hartford Ave.	Providence
81A	D.S. Contract Specialities - Hartford Ave.	Providence
81B	U.S. Contract Specialities - Hartford Ave.	Providence
82A	King Phillip St.	Providence
82B	King Phillip St.	Providence
83A	D.S. 50 Valley St.	Providence
83B	U.S. 50 Valley St.	Providence
84A	D.S. 415 Valley St.	Providence
84B	U.S. 415 Valley St.	Providence
85A	Spruce Street	Providence
85B	Spruce Street	Providence
86A	D.S. 219 West Park St.	Providence
86B	U.S. 219 West Park St.	Providence
87A	D.S. 69 Bath St.	Providence
87B	U.S. 69 Bath St.	Providence
88A	West River St.	Providence
88B	West River St.	Providence
89A	D.S. Home Depot Charles St.	Providence
89B	U.S. Home Depot- Charles St.	Providence
90A	D.S. Drew Easton Company - Whipple St.	Providence
90B	U.S. Drew Easton Company - Whipple St.	Providence
91A	D.S. Fashion Accents - Nashua St.	Providence
91B	U.S. Fashion Accents - Nashua St.	Providence
92A	D.S. 35 Livingston - Livingston St.	Providence
92B	U.S. 35 Livingston - Livingston St.	Providence
93A	D.S. GCI - Touro St.	Providence
93B	U.S. GCI - Touro St.	Providence
94A	D.S. 94 Silver Spring Street - Silver Spring St.	Providence
94B	U.S. 94 Silver Spring Street - Silver Spring St.	Providence
94C	D.S. 94 Silver Spring Street And Royal Little Drive- Silver Spring St.	Providence
95A	Branch Ave.	Providence
95B	Branch Ave.	Providence
96A	D.S. 812 Charles St.	Providence

**Field's Point
Manhole Legend**

<u>Manhole #</u>	<u>Description</u>	<u>City</u>
96B	U.S. 812 Charles St.	Providence
97A	D.S. H&M industries - Douglas Ave.	Providence
97B	U.S. H&M industries - Douglas Ave.	Providence
98A	D.S. Electrolizing - Houghton Street	Providence
100A	D.S. International Etching - Ninigret Ave.	Providence
100B	U.S. International Etching - Ninigret Ave.	Providence
101A	D.S. EBA Inc., dba Kadak Jewelry - Meadow St.	Providence
101B	U.S. EBA Inc., dba Kadak Jewelry - Meadow St.	Providence
102A	D.S. 409 Pine Street - Pine St.	Providence
102B	U.S. 409 Pine Street - Pine St.	Providence
103	India Street Siphon	Providence
103A	India Street At South Water St.	Providence
104A	Valley Street At Amhearst	Providence
105A	D.S. Atamian - Silver Spring St.	Providence
106A	D.S. Sage Mfg. - Dexter St.	Providence
106B	U.S. Sage Mfg, D.S. D&D Chrome. - Dexter St.	Providence
107A	D.S. 15 Clarkson St.	Providence
107B	U.S. 15 Clarkson St.	Providence
108A	Washington St. Near Knight	Providence
109A	D.S. Mutual Metals - Corliss Street	Providence
109B	U.S. Mutaul Metals - Corliss Street	Providence
170A	D.S. 70 Royal Little Drive	Providence
170B	U.S. 70 Royal Little Drive	Providence
175A	D.S. RIPTA - Melrose Street	Providence
175B	U.S. RIPTA - Melrose Street	Providence
180A	D.S. Style Accessories - Acorn Street	Providence
180B	U.S. Style Accessories - Acorn Street	Providence
190	U.S. Manton Meter (Providence / Johnston Line)	Providence
193A	D.S. J.C. Gorham	Providence
193B	U.S. J.C. Gorham	Providence
200	South of Pumping Location @ Canada Pond	Providence
181A	D.S. International Insignia - Carolina Avenue	Providence
181B	U.S. International Insignia - Carolina Avenue	Providence
194	India Point Siphon	Providence
195	Davis Park	Providence
196	Branch Avenue at Silver Spring under Bridge	Providence
197	Dorrance and Dyer on Sidewalk	Providence
200	US Redwing St - West Side of Tracks	Providence
201	South of Reservoir - West Side of Tracks	Providence
500	Plainfield Street at Gifford Street	Providence
501	Plainfield Street before Webster	Providence
502	Duneford and Plainfield Street	Providence
503	Webster and plainfield	Providence
202A	DS Kirks Folly on Chapman St,	Providence
202B	US Kirks Folly on chapman st.	Providence
203A	DS Crisloid	Providence
203B	US Crisloid	Providence

**Field's Point
Manhole Legend**

<u>Manhole #</u>	<u>Description</u>	<u>City</u>
204A	DS Metallurgical Solutions	Providence
204B	US Metallurgical Solutions	Providence
110A	D.S. 178 George Waterman Ave.	Johnston
110B	U.S. 178 George Waterman Ave.	Johnston
111A	D.S. G. Tanury - Railroad Ave.	Johnston
111B	U.S. G. Tanury - Railroad Ave.	Johnston
112A	D.S. 2 Putnam Avenue - Railroad Ave.-	Johnston
112B	U.S. 2 Putnam Avenue - Putnam Pike	Johnston
113A	D.S. 1 Goldsmith Street	Johnston
114A	D.S. 770 Hartford Ave.	Johnston
114B	U.S. 770 Hartford Ave.	Johnston
115A	D.S. 7 Victory Avenue - Oakdale Ave.	Johnston
116A	D.S. E & M Enterprises Ltd. - Dyerville Ave.	Johnston
116B	U.S. E & M Enterprises Ltd. - Dyerville Ave.	Johnston
117A	D.S. Alviti Tool & Die - Dyerville Ave.	Johnston
117B	U.S. Alviti Tool & Die - Hedley St.	Johnston
118A	D.S. 1284 Plainfield St.	Johnston
118B	U.S. 1284 Plainfield St.	Johnston
119A	D.S. Designs International - Hartford Ave.	Johnston
119B	U.S. Designs International - Hartford Ave.	Johnston
120	Plainfield Street, Johnston between School and Willow Street	Johnston
120A	D.S. 1309 Plainfield St.	Johnston
120B	U.S. 1309 Plainfield St.	Johnston
122A	D.S. Eastern Screw, U.S. Unique Plating - Mill St.	Johnston
122B	D.S. Unique Plating, U.S. AG&G - Mill St	Johnston
122C	D.S. AG&G, Unique & Eastern Screw - Mill St.	Johnston
123A	D.S. Difruscia - Starr St.	Johnston
123B	U.S. Difruscia Plating - Starr St.	Johnston
124A	D.S. Tri-Jay - Industrial Lane	Johnston
124B	U.S. Tri-Jay - Industrial Lane	Johnston
125A	D.S. Tri-Jay - Industrial Lane Pump Station	Johnston
126A	Plainfield Street At Pocassett Street	Johnston
127A	D.S. ToolCraft/Rumart - Hartford Avenue	Johnston
127B	U.S. ToolCraft/RuMart D.S. KB Surfaces - Hartford Avenue	Johnston
127C	U.S. KB Surfaces - Hartford Avenue	Johnston
130A	DS Prince Enameling - Alcazar Avenue	Johnston
130B	US Prince Enameling - Borden and Alcazar Avenue	Johnston
131A	DS Quality Spray - Park Lane	Johnston
131B	US Quality Spray - Park Lane	Johnston
150A	D.S. Induplate, Evans Plating - Steere St.	North Providence
151A	D.S. Induplate - Waterman Avenue at Woodcliffe	North Providence
151B	U.S. Induplate - Waterman Avenue at Sawin	North Providence
151C	U.S. Induplate - Greystone Avenue	North Providence
153A	D.S. DFI-EP, LLC - North Prov. - Waterman Ave.	North Providence
153B	U.S. DFI-EP, LLC - North Prov. - Waterman Ave.	North Providence
154A	D.S. 12 Humbert St.	North Providence
154B	U.S. 12 Humbert St.	North Providence

**Field's Point
Manhole Legend**

<u>Manhole #</u>	<u>Description</u>	<u>City</u>
155A	Charles Street	North Providence
155B	Charles Street	North Providence
156A	D.S. A. Harrison - Hurdis Street	North Providence
156B	U.S. A. Harrison - Hurdis Street	North Providence
157A	Douglas Avenue	North Providence
157B	Douglas Avenue	North Providence
158A	D.S. 184 Woonasquatucket Ave.	North Providence
158B	U.S. 184 Woonasquatucket Ave.	North Providence
159A	D.S. 1700 Smith Street	North Providence
159B	U.S. 1700 Smith Street	North Providence
161A	D.S. 2 Tag Drive - Tag Drive	North Providence
161B	U.S. 2 Tag Drive - Tag Drive	North Providence
165	639 Smithfield Road	North Providence
166	7 Joyce Street	North Providence
250A	Catch Basin In Parking Lot Of 1825 Mineral Spring Ave.	North Providence
250B	Catch Basin At Corner Of Mineral Spring Ave. & Hawthorne St.	North Providence
167	D.S. Annex Plating - Warren Avenue	North Providence

<u>Manhole #</u>	<u>Field's Point Sanitary Manholes</u>	<u>City</u>
S01	Regent Avenue at Huron	Providence
S02	Pearl Street	Providence
S03	New York Avenue	Providence
S04	Academy Avenue	North Providence
S05	Farm Street	Providence
S06	Pleasant Valley Parkway & River Avenue	Providence
S07	Linton Street	Providence
S08	Borden Avenue	Providence
S09	Governor Street	Providence
S10	River Road	Johnston
S11	Roanike Street	Providence
S12	Belmont Street	Providence
S13	Gruptone Street	Providence
S14	Teakwood Drvie	Providence
S15	Wood Street	North Providence
S16	Chapin Street	Johnston
S17	Ohio Avenue	Providence
S18	Mark Drive at Gillen Avenue	Providence
S19	California Avenue	Providence
S20	Gillen Avenue	North Providence
S21	South Larchmont	Providence
S22	791 Meadow Street DS Gillen Avenue at #42	North Providence
S23	792 Meadow Street at Gillen Avenue	North Providence
S24	180 Indiana Avenue	North Providence
S25	Melrose at Sumter	North Providence
S26	167 Vermont Avenue	Providence
S27	Manchester at Farm Road	Providence
S28	Ambrose Street	Providence
S29	Florence Street	North Providence
S30	Vermont Avenue	North Providence
S31	Gillen Avenue at Ambrose	North Providence
S32	Gillen Avenue at Florence	Providence
S33	Ellery Street	North Providence
S34	Oak Street	North Providence
S35	India at South Main Street	Providence
S36	Brook at India	Providence
S37	Whittier	Providence
S38	Webb Street	Providence
S39	Gillen Avenue at Lincoln	Providence
S40	Ambrose Street at Borah	Providence
S41	Bellevue Avenue	North Providence
S42	Ford Street	North Providence
S43	Washington Avenue	Providence

**Field's Point
Manhole Data - 2018**

Manhole #	Date	Cd	Cr	Cu	Pb	Ni	Ag	Zn	CN	pH	O & G	TTO	Other Parameters
F04A	1/11/2018	0.015	0.075	0.166	0.075	0.246	0.041	0.144	0.021	9.3			
F04A	8/1/2018	0.015	0.075	0.267	0.075	0.195	0.173	0.215	0.011	9.1			
F04B	1/11/2018	0.015	0.222	1.460	0.294	0.371	0.279	1.797	0.013	6.9			
F04B	8/1/2018	0.015	0.075	0.504	0.081	0.050	0.025	0.939	0.010	8.3			
F07	6/27/2018	0.015	0.154	6.994	0.075	1.173	0.068	3.422	1.420	8.2			
F07	12/28/2018	0.015	0.075	0.034	0.075	0.050	0.025	0.060	0.009	7.8			
F08A	1/11/2018	0.015	0.075	2.837	0.075	0.346	0.025	0.275	0.485	8.1			
F08A	4/26/2018	0.015	0.075	0.489	0.075	0.160	0.025	0.113	0.176	7.8			
F08A	10/12/2018	0.015	0.075	0.109	0.075	0.120	0.025	0.219	0.012	7.9			
F08B	1/11/2018	0.015	0.075	0.020	0.075	0.050	0.025	0.060	0.007	9.0			
F08B	4/26/2018	0.015	0.075	0.026	0.075	0.050	0.025	0.075	0.005	7.8			
F08B	10/12/2018	0.015	0.075	0.020	0.075	0.050	0.025	0.060	0.004	8.6			
F09A	1/25/2018	0.015	0.267	0.133	0.075	0.050	0.025	0.320	0.018	9.2			
F09A	10/12/2018	0.015	0.075	0.020	0.075	0.050	0.025	0.061	0.006	7.6			
F09A	11/7/2018	0.015	0.234	0.040	0.075	0.050	0.025	0.060	0.008	8.4			
F09B	1/25/2018	0.015	0.075	0.023	0.075	0.050	0.025	0.060	0.005	9.0			
F09B	10/12/2018	0.015	0.075	0.022	0.075	0.050	0.025	0.132	0.005	8.6			
F09B	11/7/2018	0.015	0.075	0.038	0.075	0.050	0.025	0.078	0.007	8.7			
F09C	10/12/2018	0.015	0.075	0.044	0.075	0.050	0.025	0.084	0.005	7.5			
F09C	11/7/2018	0.015	0.075	0.168	0.075	0.050	0.025	0.427	0.007	8.4			
F100A	3/22/2018	0.015	0.075	0.020	0.075	0.050	0.025	0.074	0.004	7.9			
F100A	8/22/2018	0.015	0.075	0.033	0.075	0.050	0.025	0.066	0.007	7.8			
F100A	9/4/2018	0.015	0.008	0.041	0.075	0.050	0.025	0.128	0.006	5.6			
F100A	11/28/2018	0.015	0.075	0.518	0.075	0.050	0.025	0.114	0.011	9.5			
F100B	8/22/2018												No Sample
F100B	9/4/2018												No Sample
F100B	11/28/2018												no sample
F100B	11/28/2018												No Sample
F111A	3/7/2018	0.015	0.113	0.819	0.075	2.904	0.025	0.140	0.150	7.7			
F111A	5/10/2018	0.015	0.075	0.237	0.075	3.315	0.025	0.221	0.041	6.9			
F111B	3/7/2018	0.015	0.075	0.020	0.075	0.050	0.025	0.060	0.005	7.9			
F111B	5/10/2018	0.015	0.075	0.020	0.075	0.050	0.025	0.060	0.004	7.0			
F116A	3/7/2018	0.015	0.075	0.025	0.075	0.050	0.025	0.060	0.006	7.8			
F116A	7/18/2018	0.015	0.075	0.045	0.075	0.050	0.025	0.065	0.004	7.2			
F116B	3/7/2018	0.015	0.075	0.020	0.075	0.050	0.025	0.060	0.004	7.7			
F116B	7/18/2018	0.015	0.075	0.109	0.075	0.050	0.025	0.134	0.004	7.5			
F11A	1/11/2018	0.015	0.328	2.398	0.075	1.052	0.099	1.039	0.097	8.0			

**Field's Point
Manhole Data - 2018**

Manhole #	Date	Cd	Cr	Cu	Pb	Ni	Ag	Zn	CN	pH	O & G	TTO	Other Parameters
F11A	4/26/2018	0.015	0.075	0.091	0.075	0.050	0.025	0.102	0.009	7.8			
F11B	1/11/2018	0.015	0.075	0.195	0.075	0.050	0.025	0.269	0.005	9.1			
F11B	4/26/2018	0.015	0.075	0.950	0.075	0.501	0.025	0.569	1.060	7.7			
F11C	1/11/2018	0.015	0.075	0.369	0.075	0.050	0.025	0.373	0.004	8.9			
F11C	4/26/2018	0.015	0.075	0.063	0.075	0.050	0.025	0.115	0.004	7.9			
F120	6/27/2018	0.015	0.089	0.854	0.075	0.096	0.042	1.671	0.018	6.0			
F120	12/28/2018	0.015	0.223	0.395	0.075	0.083	0.025	0.631	0.064	7.9			
F122A	2/8/2018	0.015	0.075	0.032	0.075	0.050	0.025	0.145	0.005	7.6			
F122A	4/19/2018	0.015	0.075	0.037	0.075	0.050	0.025	0.146	0.004	7.3			
F122A	12/12/2018	0.015	0.075	0.067	0.075	0.050	0.025	0.096	0.004	7.4			
F122B	2/8/2018	0.015	0.075	0.147	0.075	0.055	0.025	0.071	0.030	7.4			
F122B	4/19/2018	0.015	0.075	0.249	0.075	0.817	0.025	0.060	0.063	7.3			
F122B	12/12/2018	0.015	0.075	0.060	0.075	0.050	0.025	0.060	0.085	7.7			
F122C	2/8/2018	0.015	0.075	0.053	0.075	0.050	0.025	0.111	0.006	7.3			
F122C	4/19/2018	0.015	0.075	0.037	0.075	0.050	0.025	0.138	0.004	6.6			
F123A	2/8/2018	0.015	0.358	1.690	0.075	1.385	0.025	26.470	0.056	7.6			
F123A	5/30/2018	0.015	0.371	0.965	0.075	9.399	0.025	6.545	0.760	7.7			
F123A	12/12/2018	0.015	1.629	3.119	0.075	15.790	0.025	38.650	1.310	7.4			
F123B	2/8/2018	0.015	0.075	0.047	0.075	0.050	0.025	0.107	0.020	7.8			
F123B	5/30/2018	0.015	0.075	0.029	0.075	0.050	0.025	0.085	0.004	7.9			
F123B	12/12/2018	0.015	0.075	0.026	0.075	0.050	0.025	0.110	0.010	7.2			
F124A	1/25/2018	0.015	0.075	0.125	0.075	0.050	0.054	0.316	0.017	8.1			
F124B	1/25/2018	0.015	0.075	0.577	0.103	0.070	0.117	1.396	0.012	7.9			
F124B	7/18/2018	0.015	0.075	0.026	0.075	0.050	0.025	0.120	0.005	7.3			
F125A	6/27/2018	0.015	0.075	0.154	0.075	0.120	0.049	0.122	0.017	7.1			
F125A	7/18/2018	0.015	0.075	0.247	0.075	0.142	0.025	0.220	0.048	7.5			
F125A	12/28/2018	0.015	0.075	0.020	0.075	0.050	0.025	0.090	0.005	7.3			
F127A	3/7/2018	0.015	0.075	0.020	0.075	0.050	0.025	0.060	0.005	7.8			
F127A	7/18/2018	0.015	0.075	0.026	0.075	0.050	0.025	0.086	0.004	7.2			
F127B	3/7/2018	0.015	0.075	0.020	0.075	0.050	0.025	0.060	0.005	7.8			
F127B	7/18/2018	0.015	0.075	0.021	0.075	0.050	0.025	0.060	0.004	7.2			
F13A	9/19/2018	0.015	0.075	0.023	0.075	0.050	0.025	0.063		7.6			
F13A	11/7/2018	0.015	0.075	0.020	0.075	0.050	0.025	0.060	0.007	7.5			
F13B	9/19/2018	0.015	0.075	0.020	0.075	0.050	0.025	0.060		7.5			
F13B	11/7/2018	0.015	0.075	0.033	0.075	0.050	0.025	0.748	0.008	7.8			
F151A	6/13/2018	0.015	5.742	12.370	0.092	10.280	0.025	26.140	0.010	7.6			
F151A	8/1/2018	0.015	0.075	0.045	0.075	0.439	0.025	0.239	0.020	7.5			

**Field's Point
Manhole Data - 2018**

Manhole #	Date	Cd	Cr	Cu	Pb	Ni	Ag	Zn	CN	pH	O & G	TTO	Other Parameters
F151B	6/13/2018	0.015	0.075	0.045	0.075	0.050	0.025	0.143	0.003	6.9			
F151B	6/14/2018	0.015	0.075	0.045	0.075	0.050	0.025	0.143	0.003				
F151B	8/1/2018	0.015	0.075	0.070	0.075	0.050	0.025	0.121	0.004	7.2			
F156A	2/22/2018	0.015	0.075	0.035	0.075	0.050	0.025	0.144	0.005	7.4			
F156A	6/13/2018	0.015	0.075	0.040	0.075	0.050	0.025	0.165	0.003	7.5			
F156B	2/22/2018	0.015	0.075	0.020	0.075	0.050	0.025	0.060	0.171	8.3			
F156B	6/13/2018	0.015	0.075	0.022	0.075	0.050	0.025	0.143	0.004	7.7			
F167	6/13/2018	0.015	0.075	0.051	0.075	0.050	0.025	0.234	0.005	8.4			
F167	9/26/2018	0.015	0.075	0.091	0.075	0.050	0.025	0.108	0.004	8.2			
F181A	1/25/2018	0.015	0.075	0.415	0.075	0.286	0.025	0.275	0.004	7.7			
F181A	8/1/2018	0.015	0.075	1.609	0.075	1.208	0.025	0.433	0.012	6.7			
F181B	1/24/2018												No Sample
F181B	8/1/2018												No Sample
F204A	4/19/2018	0.015	0.075	0.020	0.075	0.050	0.025	0.061	0.005	7.5			
F204A	9/19/2018												No Sample
F204B	4/19/2018	0.015	0.075	0.020	0.075	0.050	0.025	0.060	0.005	7.2			
F204B	9/19/2018												No Sample
F23A	3/22/2018	0.015	0.075	0.428	0.075	0.300	0.025	0.414	0.065	7.1			
F23A	8/22/2018	0.015	0.075	0.223	0.075	0.133	0.025	0.166	0.010	7.8			
F23B	3/22/2018	0.015	0.075	0.159	0.075	0.050	0.025	1.461	0.007	8.4			
F23B	8/22/2018	0.015	0.075	0.021	0.075	0.050	0.025	0.137	0.010	9.0			
F44A	6/27/2018	0.015	0.075	0.086	0.075	0.050	0.025	0.205	0.005	7.0			
F44A	12/28/2018	0.015	0.075	0.020	0.075	0.050	0.025	0.060	0.007	7.3			
F45A	3/22/2018	0.015	0.075	0.061	0.075	0.050	0.040	0.107	0.007	7.3			
F45A	6/27/2018	0.015	0.075	0.057	0.075	0.050	0.025	0.072	0.004	7.5			
F45A	11/7/2018	0.015	0.075	0.053	0.075	0.050	0.030	0.060	0.008	7.9			
F45A	12/28/2018	0.015	0.075	0.020	0.075	0.050	0.025	0.066	0.006	7.5			
F45B	3/22/2018	0.015	0.075	0.057	0.075	0.050	0.064	0.111	0.006	7.6			
F45B	11/7/2018	0.015	0.075	0.095	0.075	0.050	0.069	0.284	0.009	8.2			
F48A	8/22/2018	0.015	0.075	0.029	0.075	0.050	0.025	0.060	0.007	8.0			
F48B	8/22/2018												No Sample
F51	6/27/2018	0.015	0.075	0.027	0.075	0.050	0.025	0.157	0.005	7.1			
F51	12/28/2018	0.015	0.075	0.020	0.075	0.050	0.025	0.060	0.004	7.3			
F53A	2/22/2018	0.015	0.084	0.236	0.075	0.151	0.025	1.140	0.009	7.6			
F53A	5/30/2018	0.015	0.443	0.153	0.075	0.554	0.025	2.675	0.016	6.1			
F53A	11/28/2018	0.015	0.351	0.526	0.075	0.820	0.025	3.209	0.061	7.5			
F53B	2/22/2018	0.015	0.075	0.026	0.075	0.050	0.025	0.152	0.006	8.0			

**Field's Point
Manhole Data - 2018**

Manhole #	Date	Cd	Cr	Cu	Pb	Ni	Ag	Zn	CN	pH	O & G	TTO	Other Parameters
FS05	8/22/2018	0.000	0.001	0.025	0.009	0.002	0.000	0.035	0.007	7.4			Mo = 0.7382 ppb As = 0.6125 ppb Se = <1.00 ppb Al = 157.9 ppb BOD = 42.53 ppm CBOD = 40.63 ppm Hg = 14.2 ng/L Nitrite+Nitrate = <0.1 mg/L TKN = 14.6 mg N/L Total N = 14.6 ppm TSS = 38.545 ppm
FS06	9/4/2018	0.000	0.001	0.009	0.004	0.002	0.000		0.004	7.2			Mo = 0.7093 ppb As = 0.9747 ppb Se = <1.0 ppb Al = 132.1 ppb BOD = 49.67 ppm CBOD = 49.02 ppm Hg = 10.5 ng/L Nitrite+Nitrate = <0.1 mg/L TKN = 10.1 mg N/L Total N = 10.1 ppm TSS = 30.4 ppm
FS11	11/28/2018	0.000	0.007	0.001	0.005	0.001	0.000	0.032	0.008	6.8			Mo = 0.5386 ppb As = 1.031 ppb Al = 98.69 ppb Se = <1.0 ppb BOD = 61.05 ppm CBOD = 59.63 ppm Hg = 11.9 ng/L Ammonia = 6.34 ppm Nitrite+Nitrate = 0.689 mg/L TKN = 16.5 mg N/L Total N = 17.2 ppm TSS = 70 ppm

**Field's Point
Manhole Data - 2018**

Manhole #	Date	Cd	Cr	Cu	Pb	Ni	Ag	Zn	CN	pH	O & G	TTO	Other Parameters
FS13	8/1/2018	0.000	0.001	0.018	0.056	0.002	0.000	0.090	0.005	7.1			Mo = 0.5252 ppb As = <0.50 ppb Al = 223.2 ppb Se = <1.0 ppb BOD = 178 ppm CBOD = 164.78 ppm Hg = 12.5 ng/L Nitrite+Nitrate = <0.1 mg/L TKN = 41.6 mg N/L Total N = 41.6 ppm TSS = 170 ppm
FS14	2/8/2018	0.000	0.000	0.011	0.001	0.001	0.000	0.030	0.004	7.1			Mo = 0.361 ppb As = <0.5 ppb Se = <1.0 ppb BOD = 60.7 ppm CBOD = 47.79 ppm Hg = 11.2 ng/L Ammonia = 8.31 ppm Nitrite+Nitrate = 2.98 mg/L TKN = 20 mg N/L Total N = 22.98 ppm TSS = 71 ppm
FS14	7/18/2018	0.000	0.001	0.062	0.003	0.002	0.000	0.123	0.004	7.0			Mo = 0.6857 ppb Al = 362.1 ppb As = 0.5404 ppb Se = <1.0 ppb BOD = 405.79 ppm CBOD = 361.31 ppm Hg = 4.97 ng/L Nitrite+Nitrate = <0.1 mg/L TKN = 62.0 mg N/L Total N = 62.0 ppm TSS = 664 ppm

**Field's Point
Manhole Data - 2018**

Manhole #	Date	Cd	Cr	Cu	Pb	Ni	Ag	Zn	CN	pH	O & G	TTO	Other Parameters
FS15	10/14/2018	0.000	0.003	0.076	0.049	0.004	0.000		0.004	7.1			Mo = 1.982 ppb As = 0.5864 ppb Se = 2.156 ppb Al = 662.6 ppb BOD = 474.37 ppm CBOD = 567.58 ppm Hg = 36.4 ng/L Nitrite+Nitrate = <0.1 mg/L TKN = 119.0 mg N/L Total N = 119.0 ppm TSS = 768 ppm
FS17	1/11/2018	0.000	0.002	0.032	0.031	0.003	0.001	0.306	0.004	7.9			Mo = 1.193 ppb As = 0.613 ppb Se = <1.0 ppb CBOD = 304.7 ppm Hg = 21.5 ng/L Ammonia = 63 ppm Nitrite+Nitrate = 0.307 mg/L TKN = 96.4 mg N/L Total N = 96.71 ppm TSS = 296 ppm
FS17	5/30/2018	0.000	0.002	0.048	0.019	0.003	0.000	0.253	0.008	7.8			Mo = 1.537 ppb As = 0.712 ppb Se = <1.0 ppb BOD = 948.9 ppm CBOD = 972.9 ppm Hg = 22.7 ng/L Ammonia = 61.4 ppm Nitrite+Nitrate = <0.1 mg/L TKN = 118 mg N/L Total N = 118 ppm TSS = 872 ppm

**Field's Point
Manhole Data - 2018**

Manhole #	Date	Cd	Cr	Cu	Pb	Ni	Ag	Zn	CN	pH	O & G	TTO	Other Parameters
FS19	4/26/2018	0.000	0.001	0.019	0.006	0.002	0.000	0.128	0.004	7.0			Mo = 1.151 ppb As = <0.5 ppb Se = <1.0 ppb BOD = 320.5 ppm CBOD = 300.7 ppm Hg = 37.3 ng/L Ammonia = 22.4 ppm Nitrite+Nitrate = <0.1 mg/L TKN = 50.5 mg N/L Total N = 50.5 ppm TSS = 360 ppm
FS24	4/5/2018	0.000	0.001	0.025	0.009	0.003	0.000	0.111	0.004	7.6			Mo = 0.786 ppb As = <0.5 ppb Se = <1.0 ppb BOD = 401.1 ppm CBOD = 345.8 ppm Hg = 12.4 ng/L Ammonia = 28.8 ppm Nitrite+Nitrate = <0.1 mg/L TKN = 58.4 mg N/L Total N = 58.4 ppm TSS = 428 ppm
FS24	5/13/2018	0.000	0.003	0.040	0.030	0.005	0.001	0.196	0.004	7.2			Mo = 1.618 ppb As = 0.747 ppb Se = <1.0 ppb BOD = 797.3 ppm CBOD = 1748.2 ppm Hg = 35.5 ng/L Ammonia = 72.7 ppm Nitrite+Nitrate = <0.1 mg/L TKN = 120 mg N/L Total N = 120 ppm TSS = 870 ppm

**Field's Point
Manhole Data - 2018**

Manhole #	Date	Cd	Cr	Cu	Pb	Ni	Ag	Zn	CN	pH	O & G	TTO	Other Parameters
FS25	9/4/2018	0.000	0.001	0.018	0.018	0.002	0.000		0.004	7.2			Mo = 0.9668 ppb As = <0.50 ppb Se = <1.0 ppb Al = 353.9 ppb BOD = 436.81 ppm CBOD = 470.43 ppm Hg = 31.2 ng/L Nitrite+Nitrate = <0.1 mg/L TKN = 61.0 mg N/L Total N = 61.0 ppm TSS = 234 ppm
FS26	11/7/2018	0.000	0.001	0.017	0.009	0.002	0.000	0.087	0.005	8.2			Mo = 0.9347 ppb As = <0.5 ppb Se = <1.00 ppb Al = 188.6 ppb BOD = 291.15 ppm CBOD = 288.86 ppm Hg = 39.7 ng/L Nitrite+Nitrate = <0.1 mg/L TKN = 86.5 mg N/L Total N = 86.5 ppm TSS = 176 ppm
FS30	1/25/2018	0.000	0.002	0.023	0.028	0.002	0.000	0.105	0.004	7.7			Mo = 0.901 ppb As = 0.6 ppb Se = <1.0 ppb CBOD = 206.5 ppm Hg = 6.43 ng/L Ammonia = 35.7 ppm Nitrite+Nitrate = <0.1 mg/L TKN = 54.5 mg N/L Total N = 54.5 ppm

**Field's Point
Manhole Data - 2018**

Manhole #	Date	Cd	Cr	Cu	Pb	Ni	Ag	Zn	CN	pH	O & G	TTO	Other Parameters
FS31	6/13/2018	0.000	0.002	0.032	0.005	0.003	0.000	0.106	0.004	7.3			Mo = 0.8025 ppb As = <0.50 ppb Se = <1.0 ppb BOD = 166.63 ppm CBOD = 141.77 ppm Hg = 14.4 ng/L Nitrite+Nitrate = <0.1 mg/L TKN = 80.0 mg N/L Total N = 80.0 ppm TSS = 154 ppm
FS34	3/22/2018	0.000	0.002	0.066	0.009	0.002	0.000	0.165	0.011	7.3			Mo = 1.214 ppb As = <0.5 ppb Se = <1.0 ppb BOD = 533.4 ppm CBOD = 314.1 ppm Hg = 31.4 ng/L Ammonia = 17.0 ppm Nitrite+Nitrate = <0.1 mg/L TKN = 49.8 mg N/L Total N = 49.8 ppm TSS = 904 ppm
FS41	6/20/2018	0.000	0.000	0.022	0.003	0.002	0.000	0.087	0.006	7.5			Mo = 0.5503 ppb As = <0.50 ppb Se = <1.0 ppb BOD = 225.3 ppm CBOD = 206.68 ppm Hg = 14.7 ng/L Nitrite+Nitrate = <0.1 mg/L TKN = 67.0 mg N/L Total N = 67.0 ppm TSS = 72 ppm

**Field's Point
Manhole Data - 2018**

Manhole #	Date	Cd	Cr	Cu	Pb	Ni	Ag	Zn	CN	pH	O & G	TTO	Other Parameters
FS42	4/19/2018	0.000	0.001	0.016	0.010	0.002	0.000	0.165	0.004	6.9			Mo = 1.003 ppb As = <0.5 ppb Se = 1.384 ppb BOD = 336.9 ppm CBOD = 333.8 ppm Hg = 46.4 ng/L Ammonia = 42.7 ppm Nitrite+Nitrate = <0.1 mg/L TKN = 62.3 mg N/L Total N = 62.3 ppm TSS = 326 ppm
FS43	3/7/2018	0.000	0.002	0.054	0.049	0.004	0.000	0.194	0.004	7.8			Mo = 1.642 ppb As = 0.552 ppb Se = 1.399ppb CBOD = 376.2 ppm Hg = 9.31 ng/L Ammonia = 43.3 ppm Nitrite+Nitrate = <0.1 mg/L TKN = 88.2 mg N/L Total N = 88.2 ppm
FS43	12/12/2018	0.000	0.001	0.034	0.019	0.002	0.000	0.110	0.004	7.6			Mo = 1.169 ppb As = <0.5 ppb Al = 355.4 ppb Se = <1.0 ppb BOD = 351.0 ppm CBOD = 405.76 ppm Hg = 26.1 ng/L Ammonia = 48.4 ppm Nitrite+Nitrate = <0.1 mg/L TKN = 93.5 mg N/L Total N = 93.5 ppm TSS = 308 ppm

***SURVEILLANCE MANHOLE
MONITORING DATA
AND LEGEND***

BUCKLIN POINT

**Bucklin Point
Manhole Legend**

<u>Manhole #</u>	<u>Description</u>	<u>City</u>
01	Combined influent at plant	East Providence
02	Influent BVI	East Providence
03	Influent EPI	East Providence
05A	U.S. 54 Taylor Street	East Providence
05B	D.S. 54 Taylor Street	East Providence
06A	U.S. 275 Ferris Avenue	East Providence
06B	D.S. 275 Ferris Avenue	East Providence
07A	U.S. Interplex Metals - Ferris Avenue	East Providence
07B	D.S. Interplex Metals - Ferris Avenue	East Providence
08	Narragansett Park Drive	East Providence
09	Narragansett Park Drive	East Providence
10A	U.S. 320 Narragansett Park Drive	East Providence
10B	D.S. 320 Narragansett Park Drive	East Providence
11A	U.S. Fuji - Massasoit Avenue	East Providence
11B	D.S. Fuji - Massasoit Avenue	East Providence
12A	U.S. Evans Findings Company, Inc. - Eastern Avenue	East Providence
12B	D.S. Evans Findings Company, Inc. - Eastern Avenue	East Providence
13A	US Godfrey & Wing - DS A&J Mold Dexter Street	East Providence
13B	DS Godfrey & Wing - Dexter Street Near pump Station	East Providence
13C	US A&J Mold Dexter Street	East Providence
14A	U.S. Aspen Aerogels - Center of driveway directly after the guard shack	East Providence
14B	D.S. Aspen Aerogels - Parking lot toward rear of the building near telephone pole #21-8	East Providence
15A	U.S. Gripnail - Dexter Road	East Providence
15B	D.S. Gripnail - Dexter Road	East Providence
16A	U.S. Teknikote and Eaton Mfg. and Teknikote - New Road	East Providence
16B	D.S. Teknikote and Eaton Mfg. and Teknikote - New Road	East Providence
17	D.S. 105 Dexter Road	East Providence
20	BVI at the entrance to the Landfill on Nassau Street	Pawtucket
21A	D.S. Former Slater Screen Print, Slater Dye Works - School Street	Pawtucket
21B	U.S. Former Slater Screen Print, Slater Dye Works - School Street	Pawtucket
22A	Prospect Street	Pawtucket
22B	Prospect Street	Pawtucket
23	School Street behind Boy's Club (BVI & MVI)	Pawtucket
24A	MVI at the Seekonk Syphon	Pawtucket
24B	BVI at the Seekonk Syphon	Pawtucket
25A	U.S. R&D Manufacturing - Dunnell Lane	Pawtucket
25B	D.S. R&D Manufacturing - Dunnell Lane	Pawtucket
26A	U.S. Hord Corporation - York Avenue	Pawtucket
26B	D.S. Hord Corporation - York Avenue	Pawtucket
27A	U.S. 9wHalo Textile Services - Glenwood Avenue	Pawtucket
27B	D.S. 9wHalo Textile Services - Glenwood Avenue	Pawtucket
28A	U.S. One Moshassuck Street - Zarts parking lot in corner next to river	Pawtucket
28B	D.S. Esten Ave. w/overflow from One Moshassuck St. -Zarts parking lot in field next to Moshassuck St.	Pawtucket
28C	D.S. One Moshassuck St. - Moshassuck Street	Pawtucket
29A	U.S. 245 Esten Avenue	Pawtucket
29B	D.S. 245 Esten Avenue	Pawtucket
30A	Esten Avenue at Vale Street	Pawtucket
30D	Esten Avenue at Patterson Avenue	Pawtucket
30E	Esten Avenue at Utton Avenue	Pawtucket
30B	U.S. Accent Plating - Esten Avenue	Pawtucket
30C	D.S. Accent Plating - Esten Avenue	Pawtucket
31A	U.S. Former Vitrus Inc. (881 Main) - Main Street	Pawtucket
31B	D.S. Former Vitrus Inc. (881 Main) - Warren Avenue	Pawtucket

**Bucklin Point
Manhole Legend**

<u>Manhole #</u>	<u>Description</u>	<u>City</u>
32A	U.S. Former CHN Anodizing - Patterson Avenue	Pawtucket
32B	D.S. Former CHN Anodizing - Patterson Avenue	Pawtucket
33A	U.S. Former Bunge - Colfax Street	Pawtucket
33B	U.S. Former Bunge - Concord Street	Pawtucket
33C	D.S. Former Bunge (first manhole) - Concord Street	Pawtucket
33D	D.S. Former Bunge (second manhole) - Concord Street	Pawtucket
33E	D.S. Former Bunge manhole in EMI Pawtucket Power parking lot US Pawtucket Power	Pawtucket
33F	D.S. EMI Pawtucket Power, Bunge- Concord Street	Pawtucket
34	D.S. Providence Metallizing, Levin Plating, National Ring Traveler - San Antonio Way & Grotto	Pawtucket
36A	U.S. Former Levin Plating - Mineral Spring Avenue	Pawtucket
36B	D.S. Former Levin Plating - Mineral Spring Avenue	Pawtucket
37A	U.S. Providence Metallizing - Mineral Spring Avenue	Pawtucket
37B	D.S. Providence Metallizing - Mineral Spring Avenue	Pawtucket
37C	D.S. San ANtonio Way - Grotto Avenue	Pawtucket
38A	U.S. Summit Manufacturing & Darlene Jewelry - Pine Street	Pawtucket
38B	D.S. Summit Manufacturing & Darlene Jewelry - Pine Street	Pawtucket
39A	U.S. Summit Manufacturing - Waverly Place	Pawtucket
39B	D.S. Summit Manufacturing - Waverly Place	Pawtucket
40A	U.S. former Nulco Manufacturing - Lloyd Street	Pawtucket
40B	D.S. former Nulco Manufacturing - Lloyd Street	Pawtucket
41A	U.S. Bliss Manufacturing - Bacon Street at Moss Street	Pawtucket
41B	D.S. Bliss Manufacturing - Bacon Street at Lake Street	Pawtucket
42A	U.S. Union Wadding - Dexter Street	Pawtucket
42B	D.S. Union Wadding - Dexter Street	Pawtucket
43	D.S. George H. Fuller & Son - Front Street	Pawtucket
44A	U.S. Truex - Nye Street	Pawtucket
44B	D.S. Truex - Nye Street	Pawtucket
45	D.S. 36 Freeman Street	Pawtucket
46A	U.S. 86 Harris Street	Pawtucket
46B	D.S. 86 Harris Street	Pawtucket
47	Narragansett Park Drive	Pawtucket
48A	Narragansett Park Drive	Pawtucket
48B	Narragansett Park Drive Bldg. 19 Parking Lot	Pawtucket
49A	U.S. Former Honeywell Sensing & Controls - Narragansett Park Drive	Pawtucket
49B	D.S. Former Honeywell Sensing & Controls - Narragansett Park Drive	Pawtucket
50A	U.S. 95 Grand Ave. - Carter Street	Pawtucket
50B	D.S. 95 Grand Ave. - Carter Street	Pawtucket
51A	U.S. 95 Grand Ave. - Carter Street	Pawtucket
51B	D.S. 95 Grand Ave. - Carter Street	Pawtucket
52A	U.S. New England Linen - Rhode Island Avenue	Pawtucket
52B	D.S. New England Linen - Rhode Island Avenue	Pawtucket
53	Moshassuck Street	Pawtucket
54A	U.S. Darlene Group - Pine Street	Pawtucket
54B	D.S. Darlene Group - Park Place	Pawtucket
60	Mineral Spring Street Before Lorraine	Pawtucket
61	Lorraine Street	Pawtucket
62	484 Mineral Spring	Pawtucket
63	Owen Avenue and Fairlawn Avenue	Pawtucket
64	San Antonio Way	Pawtucket
65	DS Providence Metallizing Grotto Avenue near Pole 16	Pawtucket
66A	U.S. Agar Machining	Pawtucket
66B	D.S. Agar Machining	Pawtucket
67A	U.S. WT Wilson	Pawtucket

**Bucklin Point
Manhole Legend**

<u>Manhole #</u>	<u>Description</u>	<u>City</u>
67B	D.S. WT Wilson	Pawtucket
68A	U.S. Antaya tech. Schofield	Pawtucket
68B	D.S. Antaya Tech. Schofield	Pawtucket
70A	US harris Industries and Conrad Jarvis Mill Building - Conant street	Pawtucket
70B	Outside Harris Industries/Conrad Jarvis Mill Building	Pawtucket
70C	Outside Harris Industries/Conrad Jarvis Mill Building	Pawtucket
70D	DS Harris Industries and Conrad Jarvis Mill Building - Conant Street	Pawtucket
76B	D.S. Madison Cutting Tool - Narragansett Park Drive	Pawtucket
70A	Roosevelt Avenue	Central Falls
70B	Roosevelt Avenue	Central Falls
71	Roosevelt Avenue	Central Falls
72A	U.S. 400 Broad Street	Central Falls
72B	D.S. 400 Broad Street	Central Falls
73A	U.S. Murdock Webbing - Foundry Street	Central Falls
73B	D.S. Murdock Webbing - Foundry Street	Central Falls
74	D.S. Former Liberty Plating (6 Chace) - Chace's Place	Central Falls
75A	U.S. 1193 Broad Street - Hunt Street	Central Falls
75B	D.S. 1193 Broad Street - Hunt Street	Central Falls
90	Davies High School Pump Station (Field's Point)	Lincoln
90A	D.S. CCRI - Old Louisquisset Pike (Field's Point)	Lincoln
90B	U.S. Lincoln Park - Old Louisquisset Pike (Field's Point)	Lincoln
90C	D.S. Lincoln Park - Old Louisquisset Pike (Field's Point)	Lincoln
91	D.S. everyone in the Lincoln Industrial Parks NewEngland Way	Lincoln
92A	U.S. Tanury Industries - New England Way	Lincoln
92B	D.S. Tanury Industries U.S. Chemart Co. - New England Way	Lincoln
92C	D.S. Tanury Industries, Chemart Co. - New England Way	Lincoln
92D	U.S. 1 New England Way	Lincoln
92E	D.S. 1New England Way	Lincoln
93	Wellington Road	Lincoln
94A	U.S. 2 Carol Drive - Carol Drive	Lincoln
94B	D.S. 2 Carol Drive - Carol Drive	Lincoln
94C	U.S. 4 Carol Drive	Lincoln
94D	D.S. 4 Carol Drive	Lincoln
94E	Manhole perpendicular to Carol Drive	Lincoln
95A	U.S. Materion Technical Materials Inc. - Wellington Road	Lincoln
95B	D.S. Materion Technical Materials Inc. U.S. General Cable - Wellington Road	Lincoln
95C	D.S. General Cable, Technical Materials Inc. - Wellington Road	Lincoln
96	D.S. Organic Dye - Crownmark Drive	Lincoln
97A	U.S. 1 Albion Way - George Washington Highway	Lincoln
97B	D.S. 1 Albion Way - George Washington Highway	Lincoln
98A	Old River Road	Lincoln
98B	New River Road	Lincoln
99	George Washington Highway Pump Station	Lincoln
100	Septage Receiving Station - manhole downstream of venturi tank	Lincoln
101A	U.S. AAI/Foster Grant - George Washington Highway	Lincoln
101B	D.S. AAI/Foster Grant - George Washington Highway	Lincoln
102A	U.S. Stackbin - Powder Hill Road	Lincoln
102B	D.S. Stackbin Powder Hill Road	Lincoln
103A	U.S. Vital Diagnostics	Lincoln
103B	D.S. Vital Diagnostics	Lincoln
104	D.S. Denison Pharmaceuticals - Powder Hill Road	Lincoln
120A	U.S. 10 Industrial Road	Cumberland
120B	D.S. 10 Industrial Road	Cumberland

**Bucklin Point
Manhole Legend**

<u>Manhole #</u>	<u>Description</u>	<u>City</u>
120C	D.S. 10 and 20 Industrial Road	Cumberland
120D	Driveway at FedEx - Industrial Road	Cumberland
121A	U.S. BVI	Cumberland
121B	D.S. BVI	Cumberland
122A	U.S. Former KIK - Martin Street	Cumberland
122B	D.S. Former KIK, U.S. Environmental Compliance Systems - Martin Street	Cumberland
122C	D.S. 30 Martin Street Mill - Martin Street	Cumberland
123	D.S. 2 Titus Street, Cumberland - Titus Street	Cumberland
124A	D.S. Cintas	Cumberland
124B	U.S. Cintas D.S. Tedor Pharma	Cumberland
124C	U.S. Tedor Pharma	Cumberland
125	D.S. Tiffany - Maple Ridge Drive	Cumberland
126	D.S. HP Services - Scenic View Drive	Cumberland
127A	U.S. PicknPull - Macondray Street	Cumberland
127B	D.S. PicknPull - Macondray Street	Cumberland

<u>Manhole #</u>	<u>Bucklin Point Sanitary Manholes</u>	<u>City</u>
S01	Highland Street	Pawtucket
S02	Sayles Avenue	Pawtucket
S03	Bridal & Suffolk Way	Lincoln
S04	Countryside Drive	Lincoln
S05	Weeden & Lockwood	East Providence
S06	Coyle Avenue	Pawtucket
S07	Overland Avenue	Pawtucket
S08	Floral Park Boulevard	Pawtucket
S09	Legion Drive	Pawtucket
S10	Ridgewood Road	Pawtucket
S11	Don Avenue	East Providence
S12	Jenks Avenue	Central Falls
S13	Erica at Bridle	Lincoln
S14	Overland at Atwood	Pawtucket
S15	Bridle at Erica	Lincoln
S16	Floral Drive at Woodhaven	Pawtucket
S17	Oregon Avenue at Byron Avenue	Pawtucket
S18	Manistee at Miles Avenue	Pawtucket
S19	Burke and Darlingdale	Pawtucket
S20	Darlingdale	Pawtucket
S21	Cameron and Norris	Pawtucket
S22	Buclin Street	Pawtucket
S23	163 West Forest Avenue	Pawtucket
S24	Gates Avenue at Benjamin Street	Pawtucket
S25	Verdon	Pawtucket
S26	85 Maderia Avenue	Central Falls

**Bucklin Point
Manhole Data - 2018**

Manhole #	Date	Cd	Cr	Cu	Pb	Ni	Ag	Zn	CN	pH	O & G	TTO	Other Parameters
B07A	3/1/2018	0.015	0.075	0.123	0.075	0.050	0.025	0.060	0.004	7.8			
B07A	7/11/2018	0.015	0.075	0.038	0.075	0.050	0.025	0.149	0.004	7.3			
B07A	11/18/2018	0.015	0.075	0.020	0.075	0.050	0.025	0.060	0.010	7.4			
B07B	3/1/2018	0.015	0.075	0.081	0.075	0.050	0.025	0.078	0.006	7.9			
B07B	7/11/2018	0.015	0.075	0.039	0.075	0.050	0.025	0.155	0.004	7.2			
B07B	11/18/2018	0.015	0.075	0.020	0.075	0.050	0.025	0.060	0.007	7.0			
B08	7/4/2018	0.015	0.075	0.042	0.075	0.050	0.025	0.206	0.006	7.3			
B08	12/21/2018	0.015	0.075	0.049	0.075	0.050	0.025	0.157	0.005	6.9			
B102B	1/18/2018	0.015	0.075	0.149	0.075	0.050	0.025	0.125	0.004	9.2			
B102B	3/15/2018	0.015	0.075	0.107	0.075	0.050	0.025	0.060	0.004	8.5			
B102B	7/25/2018	0.015	0.075	0.093	0.075	0.050	0.025	0.060	0.008	8.4			
B104	1/18/2018	0.015	0.075	0.023	0.075	0.050	0.025	0.078	0.007	7.7			
B104	3/15/2018	0.015	0.075	0.030	0.075	0.050	0.025	0.180	0.011	8.5			
B104	7/25/2018	0.015	0.075	0.020	0.075	0.050	0.025	0.556	0.006	6.9			
B104	12/19/2018	0.015	0.075	0.020	0.075	0.050	0.025	0.138	0.004	8.1			
B124A	3/15/2018	0.015	0.075	0.130	0.075	0.050	0.025	0.352	0.008	7.8			
B124A	5/17/2018	0.015	0.075	0.263	0.358	0.111	0.025	1.081	0.005	7.2			
B124A	8/29/2018	0.015	0.075	0.197	0.075	0.144	0.025	0.460		7.4			
B124B	5/17/2018	0.015	0.075	0.060	0.075	0.050	0.025	0.287	0.005	8.4			
B124B	8/29/2018	0.015	0.075	0.068	0.075	0.050	0.025	0.169	0.068	8.4			
B124C	3/15/2018	0.015	0.075	0.507	0.105	0.092	0.038	1.321	0.011	7.9			
B124C	5/17/2018	0.015	0.075	0.267	0.245	0.104	0.025	0.627	0.011	7.1			
B124C	8/29/2018	0.015	0.075	0.175	0.075	0.108	0.025	0.494	0.008	7.4			
B125	3/15/2018	0.015	0.075	0.102	0.075	0.050	0.093	0.166	0.008	9.0			
B125	5/17/2018	0.015	0.075	0.043	0.075	0.050	0.025	0.060	0.004	8.2			
B125	8/29/2018	0.015	0.075	0.075	0.050	0.163	0.178	0.118	0.006	8.9			
B125	12/19/2018	0.015	0.075	0.040	0.075	0.050	0.025	0.070	0.007	8.7			
B126	5/17/2018	0.015	0.089	0.099	0.075	0.078	0.025	0.195	0.006	7.7			
B126	8/29/2018	0.015	0.075	0.075	0.075	0.050	0.025	0.143	0.004	7.8			
B126	12/19/2018	0.015	0.075	0.091	0.075	0.050	0.025	0.202	0.009	8.8			
B13A	3/1/2018	0.015	0.075	0.072	0.075	0.050	0.025	0.329	0.004	9.3			
B13A	10/17/2018	0.015	0.075	0.080	0.075	0.050	0.025	0.534	0.007	8.1			
B13B	3/1/2018	0.015	0.075	0.061	0.075	0.050	0.025	0.099	0.065	8.3			
B13B	10/17/2018	0.015	0.075	0.256	0.075	0.050	0.025	0.121	0.016	7.6			
B14A	3/1/2018	0.015	0.075	0.184	0.075	0.129	0.025	4.557	0.004	7.4			
B14A	8/8/2018	0.015	0.075	0.083	0.075	0.050	0.025	0.321	0.007	8.0			
B14B	3/1/2018	0.015	0.075	0.151	0.075	0.050	0.025	0.265	0.012	7.8			
B14B	8/8/2018	0.015	0.075	0.941	0.075	0.050	0.025	0.249	0.022	6.8			
B16A	2/1/2018	0.015	0.075	0.020	0.075	0.050	0.025	0.140	0.005	7.6			
B16A	3/28/2018	0.015	0.075	0.020	0.075	0.050	0.025	0.060	0.005	7.5			
B16A	7/25/2018	0.015	0.075	0.035	0.075	0.050	0.025	0.200	0.007	7.3			
B16A	10/24/2018	0.015	0.075	0.020	0.075	0.050	0.025	0.064	0.005	6.8			

**Bucklin Point
Manhole Data - 2018**

Manhole #	Date	Cd	Cr	Cu	Pb	Ni	Ag	Zn	CN	pH	O & G	TTO	Other Parameters
B16B	2/1/2018	0.015	0.075	0.020	0.075	0.050	0.025	0.097	0.004	7.4			
B16B	3/28/2018	0.015	0.075	0.020	0.075	0.050	0.025	0.060	0.006	7.5			
B16B	7/25/2018	0.015	0.075	0.020	0.075	0.050	0.025	0.079	0.006	6.7			
B16B	10/24/2018	0.015	0.075	0.022	0.075	0.050	0.025	0.073	0.004	6.8			
B17	5/22/2018												No Sample
B26A	1/3/2018	0.015	0.075	0.020	0.075	0.050	0.025	0.061	0.009	7.9			
B26A	4/12/2018	0.015	0.075	0.059	0.075	0.050	0.025	0.060	0.014	6.6			
B26A	10/3/2018	0.015	0.075	0.020	0.075	0.050	0.025	0.060	0.017	7.2			
B26B	1/3/2018	0.015	0.075	0.025	0.075	0.050	0.025	0.121	0.009	7.5			
B26B	4/12/2018	0.015	0.075	0.071	0.075	0.050	0.025	0.085	0.018	6.6			
B26B	10/3/2018	0.015	0.075	0.020	0.075	0.050	0.025	0.060	0.017	7.3			
B27A	7/11/2018												No Sample
B27A	11/18/2018												No Sample
B27A													No Sample
B27B	2/14/2018	0.015	0.075	0.045	0.075	0.050	0.025	0.377	0.006	8.9			
B27B	7/11/2018	0.015	0.075	0.049	0.075	0.050	0.025	0.351	0.009	8.3			
B27B	11/18/2018	0.015	0.075	0.037	0.075	0.050	0.025	0.373	0.007	7.2			
B30B	2/1/2018	0.015	0.075	0.064	0.075	0.050	0.025	0.116	0.004	8.2			
B30B	6/7/2018	0.015	0.075	0.095	0.075	0.050	0.025	0.178	0.008	8.5			
B30B	10/3/2018	0.015	0.075	0.208	0.075	0.050	0.025	0.114	0.005	8.4			
B30B	12/5/2018	0.015	0.075	0.131	0.075	0.050	0.025	0.104	0.004	8.5			
B30C	2/1/2018	0.015	0.075	0.068	0.075	0.050	0.025	0.181	0.005	7.2			
B30C	6/7/2018	0.015	0.075	0.056	0.075	0.050	0.025	0.133	0.006	7.0			
B30C	10/3/2018	0.015	0.075	0.049	0.075	0.050	0.025	0.131	0.008	7.4			
B30C	12/5/2018	0.015	0.075	0.090	0.075	0.050	0.025	0.199	0.004	7.1			
B34	7/4/2018	0.015	0.075	0.097	0.075	0.050	0.025	0.272	0.005	7.2			
B34	12/21/2018	0.015	0.083	0.073	0.075	0.093	0.034	0.133	0.007	6.4			
B37	10/24/2018	0.015	0.090	0.078	0.075	0.061	0.130	0.067	0.005	7.4			
B37A	10/24/2018	0.015	0.075	0.055	0.075	0.050	0.025	0.189	0.005	7.2			
B39A	2/1/2018	0.015	0.075	0.020	0.075	0.050	0.025	0.060	0.004	7.8			
B39A	6/7/2018	0.015	0.075	0.020	0.075	0.050	0.025	0.060	0.004	6.5			
B39A	10/3/2018	0.015	0.075	0.020	0.075	0.050	0.025	0.060	0.004	7.2			
B39B	2/1/2018	0.015	0.507	0.881	0.075	0.140	0.025	0.130	0.005	6.0			
B39B	6/7/2018	0.015	0.075	0.132	0.075	0.063	0.025	0.086	0.004	6.4			
B39B	10/3/2018	0.015	0.484	0.305	0.075	0.126	0.025	0.136	0.006	7.0			
B41A	1/3/2018	0.015	0.075	0.207	0.075	0.050	0.025	0.445	0.005	8.7			
B41A	4/12/2018	0.015	0.075	0.105	0.075	0.050	0.025	0.237	0.005	8.0			
B41A	8/8/2018	0.015	0.075	0.080	0.075	0.050	0.025	0.118	0.006	7.6			
B41A	12/5/2018	0.015	0.075	0.125	0.075	0.050	0.025	0.106	0.004	7.8			
B41B	1/3/2018	0.015	0.075	0.086	0.075	0.050	0.025	0.226	0.027	9.0			
B41B	4/12/2018	0.015	0.075	0.086	0.075	0.050	0.031	0.184	0.128	9.1			
B41B	8/8/2018	0.015	0.075	0.091	0.075	0.050	0.025	0.255	0.021	10.3			

**Bucklin Point
Manhole Data - 2018**

Manhole #	Date	Cd	Cr	Cu	Pb	Ni	Ag	Zn	CN	pH	O & G	TTO	Other Parameters
B41B	12/5/2018	0.015	0.075	0.199	0.075	0.050	0.025	0.460	0.077	9.7			
B44A	1/3/2018	0.015	0.075	0.057	0.075	0.050	0.025	0.125	0.005	8.1			
B44A	4/12/2018	0.015	0.075	0.189	0.075	0.050	0.025	0.211	0.004	7.4			
B44A	10/17/2018	0.015	0.075	0.169	0.075	0.050	0.025	0.247	0.005	7.5			
B44B	1/3/2018	0.015	0.075	0.102	0.075	0.050	0.025	0.183	0.005	8.6			
B44B	4/12/2018	0.015	0.075	0.156	0.075	0.050	0.025	0.253	0.004	8.0			
B44B	10/17/2018	0.015	0.075	0.089	0.075	0.050	0.025	0.289	0.005	7.6			
B47	7/4/2018	0.015	0.075	0.057	0.075	0.050	0.025	0.188	0.004	7.3			
B47	12/21/2018	0.015	0.075	0.073	0.075	0.050	0.025	0.219	0.021	7.3			
B52A	2/14/2018	0.015	0.075	0.033	0.075	0.050	0.025	0.060	0.006	6.9			
B52A	7/11/2018	0.015	0.075	0.068	0.075	0.050	0.025	0.122	0.004	7.3			
B52A	12/5/2018	0.015	0.075	0.043	0.075	0.050	0.025	0.087	0.004	7.5			
B52B	2/14/2018	0.015	0.075	0.068	0.075	0.050	0.025	0.129	0.006	8.7			
B52B	7/11/2018	0.015	0.075	0.078	0.075	0.050	0.025	0.184	0.004	7.4			
B52B	12/5/2018	0.015	0.075	0.058	0.075	0.050	0.025	0.163	0.005	6.6			
B73A	2/14/2018	0.015	0.075	0.059	0.075	0.050	0.025	0.300	0.005	6.3			
B73A	6/7/2018	0.015	0.075	0.064	0.075	0.050	0.025	0.204	0.008	4.6			
B73A	10/24/2018	0.015	0.075	0.058	0.075	0.050	0.025	0.150	0.004	4.5			
B73B	2/14/2018	0.015	0.075	0.089	0.075	0.050	0.025	0.108	0.004	7.1			
B73B	6/7/2018	0.015	0.075	0.237	0.075	0.050	0.025	0.152	0.004	7.4			
B73B	10/24/2018	0.015	0.075	0.096	0.075	0.050	0.025	0.155	0.004	7.2			
B91	7/4/2018	0.015	0.075	0.352	0.075	0.022	0.025	0.103	0.011	6.5			
B91	12/21/2018	0.015	0.075	0.349	0.075	0.426	0.044	0.156	0.092	7.0			
B92A	3/28/2018	0.015	0.075	0.020	0.075	0.050	0.025	0.060	0.004	8.3			
B92A	5/3/2018	0.015	0.075	0.020	0.075	0.050	0.025	0.060	0.004	8.3			
B92A	9/12/2018	0.015	0.075	0.130	0.075	0.050	0.025	0.184		7.4			
B92A	10/31/2018	0.015	0.120	0.420	0.075	0.290	0.030	0.101	0.128	7.8			
B92A	12/21/2018	0.015	0.075	0.020	0.075	0.050	0.025	0.060	0.006	7.3			
B92B	3/28/2018	0.015	0.275	0.292	0.075	0.351	0.055	0.060	0.033	8.1			
B92B	5/3/2018	0.015	0.196	0.431	0.075	0.346	0.039	0.060	0.017	9.3			
B92B	7/4/2018	0.015	0.075	0.205	0.075	0.241	0.042	0.060	0.032	7.4			
B92B	9/12/2018	0.015	0.203	0.211	0.075	0.577	0.094	0.060	0.004	7.3			
B92B	10/31/2018	0.015	0.075	0.038	0.075	0.050	0.025	0.110	0.010	7.5			
B92B	10/31/2018	0.015	0.075	0.937	0.075	0.327	0.034	0.439	0.070	7.7			
B92B	12/21/2018	0.015	0.075	0.142	0.075	0.309	0.031	0.060	0.159	7.4			
B92C	3/28/2018	0.015	0.090	0.189	0.075	0.314	0.025	0.064	0.075	8.1			
B92C	5/3/2018	0.015	0.075	0.181	0.075	0.165	0.025	0.103	0.006	7.0			
B92C	7/4/2018	0.015	0.075	0.299	0.075	0.165	0.025	0.279	0.006	5.9			
B92C	9/12/2018	0.015	0.083	0.157	0.075	0.505	0.039	0.062		7.1			
B92C	10/31/2018	0.015	0.100	0.236	0.075	0.127	0.025	0.080	0.033	7.7			
B95A	1/18/2018	0.015	0.075	0.063	0.075	0.050	0.025	0.116	0.006	7.2			
B95A	5/3/2018	0.015	0.075	0.020	0.075	0.050	0.025	0.064	0.004	6.8			

**Bucklin Point
Manhole Data - 2018**

Manhole #	Date	Cd	Cr	Cu	Pb	Ni	Ag	Zn	CN	pH	O & G	TTO	Other Parameters
B95A	9/12/2018	0.015	0.075	0.020	0.075	0.050	0.025	0.060		6.8			
B95A	10/31/2018	0.015	0.075	0.099	0.075	0.050	0.025	0.072	0.009	7.1			
B95B	1/18/2018	0.015	0.075	0.020	0.075	0.050	0.025	0.060	0.005	7.3			
B95B	5/3/2018	0.015	0.075	0.030	0.075	0.050	0.025	0.064	0.004	7.1			
B95B	9/12/2018	0.015	0.075	0.020	0.075	0.050	0.025	0.060		6.9			
B95B	10/31/2018	0.015	0.075	0.116	0.117	0.050	0.025	0.060	0.010	7.3			
B95B	12/19/2018	0.015	0.075	0.039	0.075	0.050	0.025	0.060	0.005	7.8			
B95C	1/18/2018	0.015	0.075	0.021	0.075	0.050	0.025	0.060	0.063	7.3			
B95C	5/3/2018	0.015	0.075	0.027	0.075	0.050	0.025	0.060	0.004	7.2			
B95C	9/12/2018	0.015	0.075	0.045	0.075	0.050	0.025	0.078		6.8			
B95C	12/19/2018	0.015	0.075	0.047	0.075	0.050	0.025	0.060		7.5			
B96	1/18/2018	0.015	0.075	0.323	0.075	0.050	0.025	0.061	0.024	9.4			
B96	3/15/2018	0.015	0.075	0.230	0.075	0.050	0.025	0.113	0.007	10.0			
B96	3/28/2018	0.015	0.075	0.048	0.075	0.050	0.025	0.060	0.004	9.6			
B96	7/25/2018	0.015	0.075	0.084	0.075	0.050	0.025	0.060	0.007	8.5			
B96	12/19/2018	0.015	0.075	0.026	0.075	0.050	0.025	0.204	0.005	8.8			
BS	7/25/2018	0.000	0.002	0.093	0.016	0.004	0.002	0.194	0.006	7.1			Mo = 1.38 ppb As = 0.702 ppb Se = <1.00 ppb CBOD = 434.21 ppm BOD = 424.68 ppm Hg = 9.71 ng/L Nitrate+Nitrite = <0.1 mg/L TKN = 82.0 mg N/L Total N = 82.0 ppm TSS = 368 ppm Al = 500.8 ppb
BS02	1/3/2018	0.000	0.002	0.078	0.031	0.004	0.004	0.255	0.004	8.2			Mo = 1.971 ppb As = 0.633 ppb Se = <1.00 ppb Sn = <5.00 ppb CBOD = 497.8 ppm Hg = 99.2 ng/L Ammonia = 34.2 ppm Nitrate+Nitrite = 0.318 mg/L TKN = 77.9 mg N/L Total N = 78.22 ppm TSS = 828 ppm

**Bucklin Point
Manhole Data - 2018**

Manhole #	Date	Cd	Cr	Cu	Pb	Ni	Ag	Zn	CN	pH	O & G	TTO	Other Parameters
BS02	4/12/2018	0.000	0.002	0.039	0.016	0.002	0.000	0.061	0.006	7.7			Mo = 0.809 ppb As = <0.5 ppb Se = <1.00 ppb Sn = <5.00 ppb CBOD = 163.2 ppm BOD = 216 ppm Hg = 25.9 ng/L Ammonia = 17.2 ppm Nitrate+Nitrite = 1.52 mg/L TKN = 71.9 mg N/L Total N = 73.42 ppm TSS = 400 ppm
BS02	12/19/2018	0.000	0.000	0.054	0.004	0.002	0.000	0.102	0.005	7.8			Mo = 0.7975 ppb As = <0.5 ppb Se = <1.00 ppb CBOD = 200.6 ppm BOD = 235.92 ppm Hg = 8.46 ng/L Nitrate+Nitrite = <0.1 mg/L ammonia = 41.0 ppm TKN = 67.5 mg N/L Total N = 67.5 ppm TSS = 132.0 ppm Al = 113.6 ppb
BS03	1/18/2018	0.001	0.001	0.015	0.001	0.001	0.000	0.030	0.004	6.9			Mo = 0.304 ppb As = <0.5 ppb Se = <1.00 ppb Sn = <5.00 ppb CBOD = 44.7 ppm Hg = 10.4 ng/L Ammonia = 7.39 ppm Nitrate+Nitrite = 1.82 mg/L TKN = 13.2 mg N/L Total N = 15.02 ppm TSS = 152 ppm

**Bucklin Point
Manhole Data - 2018**

Manhole #	Date	Cd	Cr	Cu	Pb	Ni	Ag	Zn	CN	pH	O & G	TTO	Other Parameters
BS03	9/12/2018	0.000	0.000	0.014	0.002	0.001			0.005	7.4			Mo = 0.3538 ppb As = <0.5 ppb Se = <1.00 ppb CBOD = 73.99 ppm BOD = 63.82 ppm Hg = 7.78 ng/L Nitrate+Nitrite = <0.1 mg/L ammonia = 13.9 ppm TKN = 19.8 mg N/L Total N = 19.8 ppm TSS = 66.0 ppm Al = 79.31 ppb
BS04	3/15/2018	0.000	0.000	0.004	0.001	0.002	0.000	0.014	0.007	7.7			Mo = <0.38 ppb As = <0.5 ppb Se = <1.00 ppb Sn = <5.00 ppb Hg = 6.26 ng/L
BS05	3/1/2018	0.000	0.005	0.027	0.002	0.003	0.000	0.162	0.004	8.3			Mo = 1.178 ppb As = 0.761 ppb Se = <1.00 ppb Sn = <5.00 ppb CBOD = 226.1 ppm BOD = 270 ppm Hg = 155 ng/L Ammonia = 21.1 ppm Nitrate+Nitrite = 1.24 mg/L TKN = 45.4 mg N/L Total N = 46.64 ppm TSS = 268 ppm
BS07	5/3/2018	0.001	0.000	0.002	0.000	0.001	0.000	0.002	0.000	6.8			Mo = <0.3 ppb As = <0.5 ppb Se = <1.00 ppb Sn = <5.00 ppb CBOD = 5.44 ppm BOD = 5.44 ppm Hg = 1.13 ng/L Ammonia = 0.312 ppm Nitrate+Nitrite = 3.61 mg/L TKN = 0.894 mg N/L Total N = 4.504 ppm TSS = 3.2 ppm

**Bucklin Point
Manhole Data - 2018**

Manhole #	Date	Cd	Cr	Cu	Pb	Ni	Ag	Zn	CN	pH	O & G	TTO	Other Parameters
BS08	7/11/2018	0.000	0.003	0.091	0.013	0.004	0.001	0.232	0.004	7.6			Mo = 1.175 ppb As = 1.269 ppb Se = <1.00 ppb CBOD = 367.28 ppm BOD = 232.38 ppm Hg = 6.96 ng/L Nitrate+Nitrite = <0.1 mg/L TKN = 70.0 mg N/L Total N = 70.0 ppm TSS = 199 ppm
BS09	10/24/2018	0.000	0.002	0.059	0.007	0.003	0.000	0.150	0.004	7.5			Mo = 0.8934ppb As = 0.5284 ppb Se = <1.00 ppb CBOD = 277.38 ppm BOD = 197.32 ppm Hg = 20.6 ng/L Nitrate+Nitrite = <0.1 mg/L ammonia = 44.8 ppm TKN = 62.5 mg N/L Total N = 62.5 ppm TSS = 276 ppm Al = 419.4 ppb
BS13	10/31/2018	0.000	0.002	0.027	0.004	0.004	0.000	0.099	0.004	8.6			Mo = 0.7177 ppb As = <0.5 ppb Se = <1.00 ppb CBOD = 268.08 ppm BOD = 292.44 ppm Hg = 27.1 ng/L Nitrate+Nitrite = <0.1 mg/L ammonia = 48.8 ppm TKN = 68.0 mg N/L Total N = 68.0 ppm TSS = 484 ppm Al = 218 ppb

**Bucklin Point
Manhole Data - 2018**

Manhole #	Date	Cd	Cr	Cu	Pb	Ni	Ag	Zn	CN	pH	O & G	TTO	Other Parameters
BS16	2/14/2018	0.000	0.004	0.455	0.003	0.002	0.000	0.100	0.005	7.3			Mo = 0.682 ppb As = 0.601 ppb Se = <1.00 ppb Sn = <5.00 ppb CBOD = 265.3 ppm Hg = 124 ng/L Ammonia = 28.1 ppm Nitrate+Nitrite = 0.411 mg/L TKN = 53.6 mg N/L Total N = 54.01 ppm TSS = 274 ppm
BS17	2/1/2018	0.001	0.001	0.022	0.002	0.002	0.001	0.060	0.006	7.1			Mo = 0.433 ppb
BS17	11/18/2018	0.000	0.000	0.005	0.001	0.002	0.000	0.029	0.008	7.5			Mo = <0.3 ppb
BS18	11/9/2018	0.000	0.003	0.071	0.004	0.006			0.005	7.1			Mo = 1.427 ppb
BS19	8/8/2018	0.000	0.003	0.049	0.020	0.007	0.000		0.010	7.2			Mo = 2.268 ppb As = 0.7375 ppb Se = <1.00 ppb CBOD = 338.8 ppm BOD = 395.39 ppm Hg = 11.5 ng/L Nitrate+Nitrite = <0.1 mg/L TKN = 81.5 mg N/L Total N = 81.5 ppm TSS = 402 ppm Al = 304.3 ppb
BS20	6/7/2018	0.001	0.004	0.078	0.014	0.005	0.000	0.376	0.006	6.8			Mo = 2.23 ppb As = 0.729 ppb Se = <1.00 ppb Sn = <5.00 ppb CBOD = 555.8 ppm BOD = 1007.9 ppm Hg = 8.22 ng/L Ammonia = 70.5 ppm Nitrate+Nitrite = <0.10 mg/L TKN = 85.2 mg N/L Total N = 85.2 ppm TSS = 620 ppm
BS21	10/3/2018	0.000	0.004	0.077	0.008	0.003			0.004	7.1			Mo = 1.218 ppb
BS23	8/29/2018	0.000	0.001	0.040	0.016	0.002	0.000	0.124	0.004	7.0			Mo = 0.8467 ppb
BS24	3/28/2018	0.000	0.001	0.020	0.003	0.003	0.000	0.073	0.005	7.5			Mo = 0.449 ppb

**Bucklin Point
Manhole Data - 2018**

Manhole #	Date	Cd	Cr	Cu	Pb	Ni	Ag	Zn	CN	pH	O & G	TTO	Other Parameters
BS24	12/5/2018	0.000	0.000	0.014	0.002	0.002	0.000	0.038	0.004	7.1			Mo = <0.30 ppb As = <0.5 ppb Se = <1.00 ppb CBOD = 35.63 ppm BOD = 35.08 ppm Hg = 3.26 ng/L Ammonia = 8.52 ppm Nitrate+Nitrite = 1.68 mg/L TKN = 14.5 mg N/L Total N = 16.2 ppm TSS = 34.0 ppm Al = 148.4 ppm
BS26	5/17/2018	0.000	0.002	0.046	0.003	0.003	0.000	0.179	0.004	6.9			Mo = 1.11 ppb As = <0.5 ppb Se = <1.00 ppb Sn = <5.00 ppb CBOD = 795.6 ppm BOD = 853.4 ppm Hg = 8.6 ng/L Ammonia = 63.3 ppm Nitrate+Nitrite = <0.1 mg/L TKN = 122 mg N/L Total N = 122 ppm TSS = 506 ppm

ATTACHMENT VOLUME II

SECTION 8

***SUMMARY OF NOTICE OF
VIOLATION LETTERS ISSUED***

***SUMMARY OF NOTICE OF
VIOLATION LETTERS ISSUED***

FIELD'S POINT

***SUMMARY OF NOTICE OF
VIOLATION LETTERS ISSUED***

BUCKLIN POINT

ATTACHMENT VOLUME II

SECTION 9

***USER LATE REPORTS AND
REQUIREMENTS***

USER LATE REPORTS

FIELD'S POINT

**Field's Point
Late Reports - 2018**

Company Name	Report Type	Sample Location	Month/Year Satisfied	Sample Type	Sample Date	Due Date	Received Date	Days Late
A & F Plating Company	Sample	Sample Location # 1	AUG-2018	Composite	08/23/2018	09/30/2018	10/02/2018	2
A & F Plating Company	pH	Sample Location # 1	AUG-2018	Not Applicable	Not Applicable	09/30/2018	10/02/2018	2
A. Harrison & Company, Inc.	Sample	Sample Location # 1	JUL-2018	Grab	07/30/2018	08/30/2018	08/31/2018	1
AAA Northeast Warehouse/Fleet Operations	Sample	Sample Location # 1	OCT-2018	Grab	10/22/2018	11/30/2018	12/26/2018	26
AAMCO Tranmission	Sample	Sample Location # 1	JUN-2018	Grab	08/07/2018	07/30/2018	08/08/2018	9
AAMCO Tranmission	Zero Discharge Certification	Not Applicable	JUN-2018	Not Applicable	Not Applicable	07/30/2018	08/08/2018	9
AAMCO Tranmission	Sample	Sample Location # 1	DEC-2018	Grab	12/01/2018	01/30/2019	02/11/2019	12
AAMCO Tranmission	Zero Discharge Certification	Not Applicable	DEC-2018	Not Applicable	Not Applicable	01/30/2019	02/11/2019	12
Advanced Dental Care	Dental BMP Certification	Not Applicable	NOV-2018	Not Applicable	Not Applicable	12/30/2018	01/11/2019	12
Al-Jac Produce	Sample	Sample Location # 1	JAN-2018	Grab	02/21/2018	03/02/2018	03/26/2018	24
Al-Jac Produce	Sample	Sample Location # 1	APR-2018	Grab	06/07/2018	05/30/2018	06/15/2018	16
Al-Jac Produce	Sample	Sample Location # 1	JUL-2018	Grab	10/02/2018	08/30/2018	10/10/2018	41
Al-Jac Produce	Sample	Sample Location # 1	OCT-2018	Grab	11/28/2018	11/30/2018	12/07/2018	7
Alpine Auto Body, Inc.	Sample	Sample Location # 1	JAN-2018	Grab	03/08/2018	03/02/2018	03/22/2018	20
Alviti Link-All, Inc.	Sample	Sample Location # 1	JAN-2018	Grab	01/01/2018	03/02/2018	03/15/2018	13
Alviti Link-All, Inc.	Zero Discharge Certification	Not Applicable	JAN-2018	Not Applicable	Not Applicable	03/02/2018	03/15/2018	13
Alviti Link-All, Inc.	Sample	Sample Location # 1	JUL-2018	Grab	09/07/2018	08/30/2018	09/07/2018	8
Alviti Link-All, Inc.	Zero Discharge Certification	Not Applicable	JUL-2018	Not Applicable	Not Applicable	08/30/2018	09/07/2018	8
Anthony M. Paolucci, DMD, P.C.	Dental BMP Certification	Not Applicable	APR-2018	Not Applicable	Not Applicable	05/30/2018	06/04/2018	5
Anthony Paolucci Family Dentists	Dental BMP Certification	Not Applicable	OCT-2018	Not Applicable	Not Applicable	11/30/2018	12/14/2018	14
Antonelli Poultry	Sample	Sample Location # 1	JAN-2018	Grab	03/07/2018	03/02/2018	03/30/2018	28
Antonelli Poultry	Sample	Sample Location # 1	JUL-2018	Grab	09/11/2018	08/30/2018	10/30/2018	61
Armando and Sons # 2 Inc.	Sample	Sample Location # 1	DEC-2018	Grab	01/29/2019	01/30/2019	02/11/2019	12
Asian Star Market, Inc.	Sample	Sample Location # 1	JUL-2018	Grab	07/30/2018	08/30/2018	09/18/2018	19
ASP & Training Inc.	Sample	Sample Location # 1	NOV-2018	Grab	01/08/2019	12/30/2018	01/22/2019	23
Aspen Dental	Dental BMP Certification	Not Applicable	DEC-2018	Not Applicable	Not Applicable	01/30/2019	02/04/2019	5
Atwill-Conroy Providence, LLC	Dental BMP Certification	Not Applicable	APR-2018	Not Applicable	Not Applicable	05/30/2018	06/11/2018	12
Avalon Bay - Center Place	Sample	Sample Location # 1	APR-2018	Grab	08/02/2018	05/30/2018	09/10/2018	103
Avalon Bay - Center Place	Sample	Sample Location # 1	OCT-2018	Grab	12/18/2018	11/30/2018	01/11/2019	42
Avalon Bay - Center Place	Sample	Sample Location # 2	OCT-2018	Grab	10/31/2018	11/30/2018	12/04/2018	4
B. R. Kingston LLC	Sample	Sample Location # 1	NOV-2018	Grab	01/14/2019	12/30/2018	01/28/2019	29
Baffoni's Poultry Farm	Sample	Sample Location # 1	APR-2018	Grab	06/26/2018	05/30/2018	07/09/2018	40
Baffoni's Poultry Farm	Sample	Sample Location # 1	OCT-2018	Grab	01/28/2019	11/30/2018	02/05/2019	67
Bagel Express	Sample	Sample Location # 1	JAN-2018	Grab	03/30/2018	03/02/2018	04/13/2018	42
Bagel Express	Sample	Sample Location # 1	JUL-2018	Grab	10/25/2018	08/30/2018	11/28/2018	90
Bailey's Pub OOB	Sample	Sample Location # 1	JAN-2018	Grab	01/31/2019	03/02/2018	01/31/2019	335
Bailey's Pub OOB	Sample	Sample Location # 1	JUL-2018	Grab	01/31/2019	08/30/2018	01/31/2019	154
Baker Street Cafe LLC	Sample	Sample Location # 1	JAN-2018	Grab	02/28/2018	03/02/2018	03/22/2018	20
Bella's Jewelry	Zero Discharge Certification	Not Applicable	MAY-2018	Not Applicable	Not Applicable	06/30/2018	09/06/2018	68
Bella's Jewelry	Zero Discharge Certification	Not Applicable	DEC-2018	Not Applicable	Not Applicable	01/30/2019	02/15/2019	16
Bj's Wholesale Club	Sample	Sample Location # 1	SEP-2018	Grab	09/20/2018	10/30/2018	11/08/2018	9
Bj's Wholesale Club	Sample	Sample Location # 2	SEP-2018	Grab	09/20/2018	10/30/2018	11/08/2018	9

**Field's Point
Late Reports - 2018**

Company Name	Report Type	Sample Location	Month/Year Satisfied	Sample Type	Sample Date	Due Date	Received Date	Days Late
Borrelli's Bakery	Sample	Sample Location # 1	APR-2018	Grab	06/07/2018	05/30/2018	08/07/2018	69
Bread Boss LLC	Sample	Sample Location # 1	APR-2018	Grab	06/12/2018	05/30/2018	07/16/2018	47
Bread Unlimited, LLC	Sample	Sample Location # 1	MAY-2018	Grab	07/17/2018	06/30/2018	07/26/2018	26
Bread Unlimited, LLC	Sample	Sample Location # 1	NOV-2018	Grab	01/04/2019	12/30/2018	01/15/2019	16
Brittany Motors	Sample	Sample Location # 1	FEB-2018	Grab	05/31/2018	03/30/2018	07/05/2018	97
Brittany Motors	Sample	Sample Location # 1	AUG-2018	Grab	08/12/2018	09/30/2018	10/31/2018	31
Burton Family Dental	Dental BMP Certification	Not Applicable	APR-2018	Not Applicable	Not Applicable	05/30/2018	06/05/2018	6
Butler Hospital	Sample	Sample Location # 2	APR-2018	Grab	06/06/2018	05/30/2018	06/15/2018	16
Butler Hospital	Sample	Sample Location # 2	OCT-2018	Grab	10/30/2018	11/30/2018	12/03/2018	3
Cal's Corner Restaurant	Sample	Sample Location # 1	MAY-2018	Grab	06/21/2018	06/30/2018	07/03/2018	3
Capitol Hill Dental	Dental BMP Certification	Not Applicable	DEC-2018	Not Applicable	Not Applicable	01/30/2019		26
Centro America Ditrubidora Supermarket	Sample	Sample Location # 1	JAN-2018	Grab	01/29/2018	03/02/2018	04/10/2018	39
Centro America Ditrubidora Supermarket	Sample	Sample Location # 1	JUL-2018	Grab	09/14/2018	08/30/2018	09/19/2018	20
Certified Disaster Restoration	pH	Sample Location # 1	FEB-2018	Not Applicable	Not Applicable	03/30/2018	04/25/2018	26
Certified Disaster Restoration	pH	Sample Location # 1	APR-2018	Not Applicable	Not Applicable	05/30/2018	06/18/2018	19
Certified Disaster Restoration	pH	Sample Location # 1	JUN-2018	Not Applicable	Not Applicable	07/30/2018	09/06/2018	38
Certified Disaster Restoration	pH	Sample Location # 1	JUL-2018	Not Applicable	Not Applicable	08/30/2018	09/06/2018	7
Certified Disaster Restoration	pH	Sample Location # 1	SEP-2018	Not Applicable	Not Applicable	10/30/2018	11/13/2018	14
Certified Disaster Restoration	pH	Sample Location # 1	NOV-2018	Not Applicable	Not Applicable	12/30/2018	02/14/2019	46
Certified Disaster Restoration	pH	Sample Location # 1	DEC-2018	Not Applicable	Not Applicable	01/30/2019	02/14/2019	15
Christiansen Dairy Co. Inc.	Sample	Sample Location # 1	OCT-2018	Grab	10/26/2018	11/30/2018	12/03/2018	3
Christiansen Dairy Co. Inc.	pH	Sample Location # 1	NOV-2018	Not Applicable	Not Applicable	12/30/2018	01/02/2019	3
Christina D. Dicommes DMD	Dental BMP Certification	Not Applicable	OCT-2018	Not Applicable	Not Applicable	11/30/2018	12/13/2018	13
Cibao Supermarket	Sample	Sample Location # 1	OCT-2018	Grab	01/07/2019	11/30/2018	01/11/2019	42
Cityline Dental	Dental BMP Certification	Not Applicable	DEC-2018	Not Applicable	Not Applicable	01/30/2019	02/14/2019	15
Coca-Cola Bottling Company of Northern New England	Sample	Sample Location # 1	JUL-2018	Grab	06/07/2018	08/30/2018	09/10/2018	11
Comfort Dental	Dental BMP Certification	Not Applicable	APR-2018	Not Applicable	Not Applicable	05/30/2018	06/05/2018	6
Community College of RI	Dental BMP Certification	Not Applicable	JAN-2018	Not Applicable	Not Applicable	03/02/2018	03/09/2018	7
Community College of RI	Sample	Sample Location #2	OCT-2018	Grab	10/05/2018	11/30/2018	12/11/2018	11
Complete Cleaning Systems Inc.	pH	Sample Location # 1	MAR-2018	Not Applicable	Not Applicable	04/30/2018	05/07/2018	7
Complete Cleaning Systems Inc.	pH	Sample Location # 2	MAR-2018	Not Applicable	Not Applicable	04/30/2018	05/07/2018	7
Crespo Market LLC	Sample	Sample Location # 1	MAY-2018	Grab	07/25/2018	06/30/2018	10/12/2018	104
Crespo Market LLC	Sample	Sample Location # 1	NOV-2018	Grab	01/29/2019	12/30/2018	02/08/2019	40
Crisloid, LLC	Sample	Sample Location # 1	OCT-2018	Grab	10/18/2018	11/30/2018	12/12/2018	12
D & D Chrome Plating	Zero Discharge Certification	Not Applicable	MAR-2018	Not Applicable	Not Applicable	04/30/2018	05/09/2018	9
D & D Chrome Plating	Zero Discharge Certification	Not Applicable	MAY-2018	Not Applicable	Not Applicable	06/30/2018	07/16/2018	16
D & D Chrome Plating	Zero Discharge Certification	Not Applicable	AUG-2018	Not Applicable	Not Applicable	09/30/2018	10/03/2018	3
D & D Chrome Plating	Zero Discharge Certification	Not Applicable	OCT-2018	Not Applicable	Not Applicable	11/30/2018	12/03/2018	3
Dama Jewelry Technologies	Sample	Sample Location # 1	APR-2018	Composite	04/02/2018	05/30/2018	06/07/2018	8
DAPP Enterprises LLC	Sample	Sample Location # 1	JAN-2018	Grab	08/16/2018	03/02/2018	09/10/2018	192
DAPP Enterprises LLC	Sample	Sample Location # 1	JUL-2018	Grab	08/16/2018	08/30/2018	09/10/2018	11
Detroit Collision Center	Sample	Sample Location # 1	JAN-2018	Grab	02/27/2018	03/02/2018	03/07/2018	5

**Field's Point
Late Reports - 2018**

Company Name	Report Type	Sample Location	Month/Year Satisfied	Sample Type	Sample Date	Due Date	Received Date	Days Late
DiFruscia Industries, Inc.	Sample	Sample Location # 1	JAN-2018	Composite	01/31/2018	03/02/2018	03/27/2018	25
DiFruscia Industries, Inc.	Sample	Sample Location # 2	JAN-2018	Composite	01/31/2018	03/02/2018	03/27/2018	25
DiFruscia Industries, Inc.	pH	Sample Location # 1	JAN-2018	Not Applicable	Not Applicable	03/02/2018	03/27/2018	25
DiFruscia Industries, Inc.	Sample	Sample Location # 1	FEB-2018	Composite	02/12/2018	03/30/2018	04/05/2018	6
DiFruscia Industries, Inc.	Sample	Sample Location # 2	FEB-2018	Composite	02/12/2018	03/30/2018	04/05/2018	6
DiFruscia Industries, Inc.	Sample	Sample Location # 1	MAY-2018	Composite	05/09/2018	06/30/2018	07/02/2018	2
DiFruscia Industries, Inc.	Sample	Sample Location # 2	MAY-2018	Composite	05/09/2018	06/30/2018	07/02/2018	2
DiFruscia Industries, Inc.	pH	Sample Location # 1	MAY-2018	Not Applicable	Not Applicable	06/30/2018	07/02/2018	2
DiFruscia Industries, Inc.	pH	Sample Location # 1	JUN-2018	Not Applicable	Not Applicable	07/30/2018	08/06/2018	7
DiFruscia Industries, Inc.	pH	Sample Location # 1	JUL-2018	Not Applicable	Not Applicable	08/30/2018	09/27/2018	28
DiFruscia Industries, Inc.	Sample	Sample Location # 1	AUG-2018	Composite	08/27/2018	09/30/2018	10/22/2018	22
DiFruscia Industries, Inc.	Sample	Sample Location # 2	AUG-2018	Composite	08/27/2018	09/30/2018	10/22/2018	22
DiFruscia Industries, Inc.	pH	Sample Location # 1	AUG-2018	Not Applicable	Not Applicable	09/30/2018	10/22/2018	22
DiFruscia Industries, Inc.	Sample	Sample Location # 1	SEP-2018	Composite	09/28/2018	10/30/2018	11/15/2018	16
DiFruscia Industries, Inc.	Sample	Sample Location # 2	SEP-2018	Composite	09/28/2018	10/30/2018	11/15/2018	16
DiFruscia Industries, Inc.	pH	Sample Location # 1	SEP-2018	Not Applicable	Not Applicable	10/30/2018	11/08/2018	9
DiFruscia Industries, Inc.	pH	Sample Location # 1	OCT-2018	Not Applicable	Not Applicable	11/30/2018	12/07/2018	7
DiFruscia Industries, Inc.	Sample	Sample Location # 1	NOV-2018	Composite	11/16/2018	12/30/2018	01/11/2019	12
DiFruscia Industries, Inc.	Sample	Sample Location # 2	NOV-2018	Composite	11/16/2018	12/30/2018	01/11/2019	12
DiFruscia Industries, Inc.	pH	Sample Location # 1	NOV-2018	Not Applicable	Not Applicable	12/30/2018	01/11/2019	12
Dolce E Pane	Sample	Sample Location # 1	OCT-2018	Grab	01/10/2019	11/30/2018	01/28/2019	59
E&M Enterprises, LTD	pH	Sample Location # 1	FEB-2018	Not Applicable	Not Applicable	03/30/2018	04/05/2018	6
E&M Enterprises, LTD	pH	Sample Location # 1	MAR-2018	Not Applicable	Not Applicable	04/30/2018	05/10/2018	10
E&M Enterprises, LTD	Sample	Sample Location # 2	APR-2018	Grab	04/01/2018	05/30/2018	06/13/2018	14
E&M Enterprises, LTD	pH	Sample Location # 1	MAY-2018	Not Applicable	Not Applicable	06/30/2018	07/11/2018	11
E&M Enterprises, LTD	pH	Sample Location # 1	JUL-2018	Not Applicable	Not Applicable	08/30/2018	09/13/2018	14
E&M Enterprises, LTD	pH	Sample Location # 1	OCT-2018	Not Applicable	Not Applicable	11/30/2018	12/06/2018	6
East Coast Screen Printing	Sample	Sample Location # 1	APR-2018	Grab	07/10/2018	05/30/2018	07/19/2018	50
East Coast Screen Printing	Sample	Sample Location # 1	OCT-2018	Grab	12/17/2018	11/30/2018	01/08/2019	39
East Side Endodontics	Dental BMP Certification	Not Applicable	DEC-2018	Not Applicable	Not Applicable	01/30/2019	02/05/2019	6
Eastern Screw Company	pH	Sample Location # 1	MAR-2018	Not Applicable	Not Applicable	04/30/2018	05/09/2018	9
Ei Fagonazo Meat Market	Sample	Sample Location # 1	JAN-2018	Grab	03/15/2018	03/02/2018	03/29/2018	27
Ei Quiche Bakery Store, Inc.	Sample	Sample Location # 1	APR-2018	Grab	07/10/2018	05/30/2018	07/30/2018	61
F. Saia Restaurants, Inc. LLC	Sample	Sample Location # 1	JAN-2018	Grab	01/31/2018	03/02/2018	03/09/2018	7
F. Saia Restaurants, Inc. LLC	Sample	Sample Location # 1	JUL-2018	Grab	08/17/2018	08/30/2018	09/06/2018	7
Fed-Rick Veal Company	Sample	Sample Location # 1	APR-2018	Grab	09/28/2018	05/30/2018	10/09/2018	132
Food Corp	Sample	Sample Location # 2	JAN-2018	Grab	01/16/2018	03/02/2018	03/12/2018	10
Food Corp	Sample	Sample Location # 2	JAN-2018	Grab	02/22/2018	03/02/2018	03/12/2018	10
Genesis Marketing Group - Warren Avenue	Sample	Sample Location # 1	DEC-2018	Grab	02/08/2019	01/30/2019	02/13/2019	14
Gothic Pewter LLC	Zero Discharge Certification	Not Applicable	MAR-2018	Not Applicable	Not Applicable	04/30/2018	05/02/2018	2
Greco Brothers Inc.	Sample	Sample Location # 1	JUL-2018	Grab	07/01/2018	08/30/2018	09/17/2018	18
Greco Brothers Inc.	Sample	Sample Location # 3	JUL-2018	Grab	07/01/2018	08/30/2018	09/17/2018	18

**Field's Point
Late Reports - 2018**

Company Name	Report Type	Sample Location	Month/Year Satisfied	Sample Type	Sample Date	Due Date	Received Date	Days Late
Greystone Auto Center	Sample	Sample Location # 1	JAN-2018	Grab	03/30/2018	03/02/2018	04/11/2018	40
H&S Management, LLC	Sample	Sample Location # 1	SEP-2018	Grab	10/02/2018	10/30/2018	11/30/2018	31
Hodosh Dental Associates, Inc.	Dental BMP Certification	Not Applicable	MAR-2018	Not Applicable	Not Applicable	04/30/2018	05/10/2018	10
I. Broomfield & Son, Inc.	Zero Discharge Certification	Not Applicable	DEC-2018	Not Applicable	Not Applicable	01/30/2019	02/05/2019	6
Ideal Plating & Polishing Co., Inc.	pH	Sample Location # 1	FEB-2018	Not Applicable	Not Applicable	03/30/2018	04/02/2018	3
Ideal Plating & Polishing Co., Inc.	pH	Sample Location # 1	MAR-2018	Not Applicable	Not Applicable	04/30/2018	05/03/2018	3
Ideal Plating & Polishing Co., Inc.	pH	Sample Location # 1	APR-2018	Not Applicable	Not Applicable	05/30/2018	06/07/2018	8
Ideal Plating & Polishing Co., Inc.	pH	Sample Location # 1	JUN-2018	Not Applicable	Not Applicable	07/30/2018	08/07/2018	8
Ideal Plating & Polishing Co., Inc.	pH	Sample Location # 1	AUG-2018	Not Applicable	Not Applicable	09/30/2018	10/09/2018	9
Ideal Plating & Polishing Co., Inc.	pH	Sample Location # 1	OCT-2018	Not Applicable	Not Applicable	11/30/2018	12/10/2018	10
Imperial Tile & Marble Works Inc.	Sample	Sample Location # 1	JAN-2018	Grab	03/12/2018	03/02/2018	03/19/2018	17
Imperial Tile & Marble Works Inc.	Sample	Sample Location # 1	APR-2018	Grab	06/12/2018	05/30/2018	06/21/2018	22
Imperial Tile & Marble Works Inc.	Sample	Sample Location # 1	JUL-2018	Grab	09/06/2018	08/30/2018	09/14/2018	15
Imperial Tile & Marble Works Inc.	Sample	Sample Location # 1	OCT-2018	Grab	12/18/2018	11/30/2018	12/21/2018	21
International Chromium Plating	pH	Sample Location # 1	NOV-2018	Not Applicable	Not Applicable	12/30/2018	12/31/2018	1
International Insignia Corporation	pH	Sample Location # 1	OCT-2018	Not Applicable	Not Applicable	11/30/2018	12/06/2018	6
Jacob Werba, DDS	Zero Discharge Certification	Not Applicable	APR-2018	Not Applicable	Not Applicable	05/30/2018	06/07/2018	8
JLC Foods, Inc.	Sample	Sample Location # 1	OCT-2018	Grab	11/30/2018	11/30/2018	12/10/2018	10
John Rocchio Corp.	Sample	Sample Location # 1	SEP-2018	Grab	09/01/2018	10/30/2018	11/01/2018	2
Johnston Express Wash, LLC	Sample	Sample Location # 1	JAN-2018	Grab	03/15/2018	03/02/2018	04/02/2018	31
Johnston Family Dentistry	Dental BMP Certification	Not Applicable	SEP-2018	Not Applicable	Not Applicable	10/30/2018	11/13/2018	14
JPL Enterprises, LLC	Sample	Sample Location # 1	OCT-2018	Grab	12/14/2018	11/30/2018	12/27/2018	27
Kelly's Car Wash, Inc.	Sample	Sample Location # 1	APR-2018	Grab	04/12/2018	05/30/2018	06/06/2018	7
L&R Granite Inc.	Zero Discharge Certification	Not Applicable	JAN-2018	Not Applicable	Not Applicable	03/02/2018	03/19/2018	17
L&R Granite Inc.	Zero Discharge Certification	Not Applicable	JUL-2018	Not Applicable	Not Applicable	08/30/2018	09/12/2018	13
La Artesa Bakery Inc.	Sample	Sample Location # 1	APR-2018	Grab	06/05/2018	05/30/2018	06/14/2018	15
La Artesa Bakery Inc.	Sample	Sample Location # 1	OCT-2018	Grab	11/13/2018	11/30/2018	12/03/2018	3
Lawrence P. Stephenson, DDS, Ltd.	Dental BMP Certification	Not Applicable	OCT-2018	Not Applicable	Not Applicable	11/30/2018	12/13/2018	13
L'Image	Zero Discharge Certification	Not Applicable	JUN-2018	Not Applicable	Not Applicable	07/30/2018	08/08/2018	9
L'Image	Zero Discharge Certification	Not Applicable	DEC-2018	Not Applicable	Not Applicable	01/30/2019	02/08/2019	9
Long Live Beerworks	Sample	Sample Location # 1	APR-2018	Grab	04/04/2018	05/30/2018	07/05/2018	36
M. G. Motors Inc.	Sample	Sample Location # 1	JAN-2018	Grab	01/29/2018	03/02/2018	03/07/2018	5
Mansolillo, Mansolillo & Mansolillo LLC	Dental BMP Certification	Not Applicable	APR-2018	Not Applicable	Not Applicable	05/30/2018	06/11/2018	12
Mark Precision, Inc.	Zero Discharge Certification	Not Applicable	JUN-2018	Not Applicable	Not Applicable	07/30/2018	08/27/2018	28
Mark Precision, Inc.	Zero Discharge Certification	Not Applicable	DEC-2018	Not Applicable	Not Applicable	01/30/2019		26
Markos Automotive	Sample	Sample Location # 1	JAN-2018	Grab	03/19/2018	03/02/2018	04/02/2018	31
Markos Automotive	Sample	Sample Location # 1	JUL-2018	Grab	09/27/2018	08/30/2018	10/29/2018	60
Martin S. Hanoian, DMD, Ltd.	Dental BMP Certification	Not Applicable	OCT-2018	Not Applicable	Not Applicable	11/30/2018	12/17/2018	17
Maya Bakery	Sample	Sample Location # 1	APR-2018	Grab	05/07/2018	05/30/2018	10/25/2018	148
Mekong Market	Sample	Sample Location # 1	JUL-2018	Grab	07/26/2018	08/30/2018	09/10/2018	11
Metro Motor, Inc.	Zero Discharge Certification	Not Applicable	DEC-2018	Not Applicable	Not Applicable	01/30/2019		26
Mi Quisqueya Supermarket	Sample	Sample Location # 1	APR-2018	Grab	05/30/2018	05/30/2018	07/20/2018	51

**Field's Point
Late Reports - 2018**

Company Name	Report Type	Sample Location	Month/Year Satisfied	Sample Type	Sample Date	Due Date	Received Date	Days Late
Mi Quisqueya Supermarket	Sample	Sample Location # 1	OCT-2018	Grab	12/26/2018	11/30/2018	01/07/2019	38
Mineral Spring Holdings, LLC	Sample	Sample Location # 1	JAN-2018	Grab	03/16/2018	03/02/2018	04/02/2018	31
Monarch Metal Finishing Co. - Aurora St.	pH	Sample Location # 1	MAY-2018	Not Applicable	Not Applicable	06/30/2018	07/09/2018	9
Moran Foods, LLC	Sample	Sample Location # 1	APR-2018	Grab	05/18/2018	05/30/2018	06/15/2018	16
Moran Foods, LLC	Sample	Sample Location # 1	OCT-2018	Grab	11/13/2018	11/30/2018	12/26/2018	26
Mutual Cornell	pH	Sample Location # 1	JAN-2018	Not Applicable	Not Applicable	03/02/2018	03/06/2018	4
Mutual Cornell	pH	Sample Location # 1	APR-2018	Not Applicable	Not Applicable	05/30/2018	06/04/2018	5
Mutual Cornell	pH	Sample Location # 1	MAY-2018	Not Applicable	Not Applicable	06/30/2018	07/30/2018	30
Mutual Cornell	pH	Sample Location # 1	JUL-2018	Not Applicable	Not Applicable	08/30/2018	09/10/2018	11
Mutual Cornell	pH	Sample Location # 1	SEP-2018	Not Applicable	Not Applicable	10/30/2018	11/28/2018	29
NC Dental, Inc.	Dental BMP Certification	Not Applicable	JAN-2018	Not Applicable	Not Applicable	03/02/2018	03/12/2018	10
New Sky Market Inc.	Sample	Sample Location # 1	FEB-2018	Grab	04/06/2018	03/30/2018	04/19/2018	20
Nickel, Brass and Copper Wire, LLC	Zero Discharge Certification	Not Applicable	APR-2018	Not Applicable	Not Applicable	05/30/2018	06/11/2018	12
Nickel, Brass and Copper Wire, LLC	Zero Discharge Certification	Not Applicable	MAY-2018	Not Applicable	Not Applicable	06/30/2018	07/18/2018	18
Nickel, Brass and Copper Wire, LLC	Zero Discharge Certification	Not Applicable	JUL-2018	Not Applicable	Not Applicable	08/30/2018	09/10/2018	11
Nickel, Brass and Copper Wire, LLC	Zero Discharge Certification	Not Applicable	SEP-2018	Not Applicable	Not Applicable	10/30/2018	11/09/2018	10
Nickel, Brass and Copper Wire, LLC	Zero Discharge Certification	Not Applicable	NOV-2018	Not Applicable	Not Applicable	12/30/2018	01/10/2019	11
Nickel, Brass and Copper Wire, LLC	Zero Discharge Certification	Not Applicable	DEC-2018	Not Applicable	Not Applicable	01/30/2019	02/04/2019	5
NNC of Rhode Island, Inc.	Sample	Sample Location # 1	JAN-2018	Grab	01/31/2018	03/02/2018	03/12/2018	10
NNC of Rhode Island, Inc.	Sample	Sample Location # 1	JUL-2018	Grab	07/31/2018	08/30/2018	09/19/2018	20
Northland Environmental LLC	Zero Discharge Certification	Not Applicable	JAN-2018	Not Applicable	Not Applicable	03/02/2018	03/09/2018	7
Panaderia El Paisano	Sample	Sample Location # 1	JAN-2018	Grab	02/01/2018	03/02/2018	03/16/2018	14
Panaderia El Paisano	Sample	Sample Location # 2	APR-2018	Grab	07/01/2018	05/30/2018	08/01/2018	63
Panaderia El Paisano	Sample	Sample Location # 1	JUL-2018	Grab	08/08/2018	08/30/2018	10/05/2018	36
Panaderia El Quetzal, Inc.	Sample	Sample Location # 1	APR-2018	Grab	04/26/2018	05/30/2018	07/16/2018	47
Panaderia El Quetzal, Inc.	Sample	Sample Location # 1	OCT-2018	Grab	10/15/2018	11/30/2018	12/21/2018	21
Perel & Bilder, Inc.	Dental BMP Certification	Not Applicable	NOV-2018	Not Applicable	Not Applicable	12/30/2018	01/07/2019	8
Pescatore's Seafood, Inc.	Sample	Sample Location # 1	APR-2018	Grab	06/06/2018	05/30/2018	06/20/2018	21
Peter Pan Bus Lines	Sample	Sample Location # 1	JUL-2018	Grab	07/29/2018	08/30/2018	09/05/2018	6
Price Rite	Sample	Sample Location # 1	NOV-2018	Grab	01/14/2019	12/30/2018	02/06/2019	38
Prospect CharterCARE RWMC, LLC	Sample	Sample Location # 3	APR-2018	Grab	05/04/2018	05/30/2018	06/07/2018	8
Prospect CharterCARE RWMC, LLC	Sample	Sample Location # 4	APR-2018	Grab	05/04/2018	05/30/2018	06/07/2018	8
Prospect CharterCARE RWMC, LLC (Maude)	Sample	Sample Location # 1	APR-2018	Grab	05/04/2018	05/30/2018	06/07/2018	8
Prospect CharterCARE RWMC, LLC (Maude)	Sample	Sample Location # 1	APR-2018	Grab	06/08/2018	05/30/2018	06/21/2018	22
Prospect CharterCARE RWMC, LLC (Maude)	Sample	Sample Location # 2	APR-2018	Grab	05/04/2018	05/30/2018	06/07/2018	8
Prospect CharterCARE RWMC, LLC (Maude)	Sample	Sample Location # 1	JUN-2018	Grab	06/19/2018	07/30/2018	08/10/2018	11
Prospect CharterCARE RWMC, LLC (Maude)	Sample	Sample Location # 1	DEC-2018	Grab	12/05/2018	01/30/2019	02/08/2019	9
Prospect CharterCARE SJHSRI	Sample	Sample Location # 1	APR-2018	Grab	07/18/2018	05/30/2018	08/01/2018	63
Prospect CharterCARE SJHSRI	Sample	Sample Location # 2	APR-2018	Grab	07/18/2018	05/30/2018	08/01/2018	63
Prospect CharterCARE SJHSRI	Sample	Sample Location # 3	APR-2018	Grab	07/18/2018	05/30/2018	08/01/2018	63
Prospect CharterCARE SJHSRI, LLC	Sample	Sample Location # 1	APR-2018	Grab	04/01/2018	05/30/2018	07/19/2018	50
Prospect CharterCARE SJHSRI, LLC	Sample	Sample Location # 2	APR-2018	Grab	04/01/2018	05/30/2018	07/19/2018	50

**Field's Point
Late Reports - 2018**

Company Name	Report Type	Sample Location	Month/Year Satisfied	Sample Type	Sample Date	Due Date	Received Date	Days Late
Providence Brewing Company LLC	Sample	Sample Location # 1	JUL-2018	Grab	11/26/2018	08/30/2018	12/13/2018	105
Providence Career & Technical Academy	Sample	Sample Location # 1	JAN-2018	Grab	03/29/2018	03/02/2018	04/27/2018	56
Providence Career & Technical Academy	Sample	Sample Location # 1	OCT-2018	Grab	12/19/2018	11/30/2018	02/13/2019	75
Providence College-Power Plant	Sample	Sample Location # 1	JUL-2018	Grab	07/31/2018	08/30/2018	09/07/2018	8
Providence College-Power Plant	Sample	Sample Location # 2	JUL-2018	Grab	07/31/2018	08/30/2018	09/07/2018	8
Providence Community Health Centers, Inc	Dental BMP Certification	Not Applicable	SEP-2018	Not Applicable	Not Applicable	10/30/2018	11/13/2018	14
Providence Public Safety Complex	Sample	Sample Location # 1	FEB-2018	Grab	03/29/2018	03/30/2018	04/23/2018	24
Providence Public Safety Complex	Sample	Sample Location # 1	AUG-2018	Grab	09/27/2018	09/30/2018	11/13/2018	44
Providence Specialty Products, LLC	pH	Sample Location # 1	FEB-2018	Not Applicable	Not Applicable	03/30/2018	04/02/2018	3
Providence Specialty Products, LLC	pH	Sample Location # 2	FEB-2018	Not Applicable	Not Applicable	03/30/2018	04/02/2018	3
Providence Specialty Products, LLC	pH	Sample Location # 2	MAR-2018	Not Applicable	Not Applicable	04/30/2018	05/10/2018	10
Providence Specialty Products, LLC	Sample	Sample Location # 2	APR-2018	Composite	04/12/2018	05/30/2018	06/18/2018	19
Providence Specialty Products, LLC	Sample	Sample Location # 1	APR-2018	Grab	04/12/2018	05/30/2018	06/18/2018	19
Providence Specialty Products, LLC	Sample	Sample Location # 2	APR-2018	Grab	04/09/2018	05/30/2018	06/18/2018	19
Providence Specialty Products, LLC	Sample	Sample Location # 2	APR-2018	Grab	04/10/2018	05/30/2018	06/18/2018	19
Providence Specialty Products, LLC	Sample	Sample Location # 2	APR-2018	Grab	04/11/2018	05/30/2018	06/18/2018	19
Providence Specialty Products, LLC	Sample	Sample Location # 2	APR-2018	Grab	04/12/2018	05/30/2018	06/18/2018	19
Providence Specialty Products, LLC	pH	Sample Location # 1	APR-2018	Not Applicable	Not Applicable	05/30/2018	06/13/2018	14
Providence Specialty Products, LLC	pH	Sample Location # 2	APR-2018	Not Applicable	Not Applicable	05/30/2018	06/13/2018	14
Providence Specialty Products, LLC	pH	Sample Location # 1	SEP-2018	Not Applicable	Not Applicable	10/30/2018	10/31/2018	1
Providence Specialty Products, LLC	pH	Sample Location # 2	SEP-2018	Not Applicable	Not Applicable	10/30/2018	10/31/2018	1
Providence Specialty Products, LLC	Sample	Sample Location # 1	OCT-2018	Composite	10/17/2018	11/30/2018	12/20/2018	20
Providence Specialty Products, LLC	Sample	Sample Location # 2	OCT-2018	Composite	10/17/2018	11/30/2018	12/20/2018	20
Providence Specialty Products, LLC	pH	Sample Location # 1	NOV-2018	Not Applicable	Not Applicable	12/30/2018	12/31/2018	1
Providence Specialty Products, LLC	pH	Sample Location # 2	NOV-2018	Not Applicable	Not Applicable	12/30/2018	12/31/2018	1
Providence Water Supply Board	Sample	Sample Location # 1	APR-2018	Grab	06/19/2018	05/30/2018	06/25/2018	26
Providence Water Supply Board	Sample	Sample Location # 1	OCT-2018	Grab	10/29/2018	11/30/2018	12/11/2018	11
Quality Beef Co., Inc.	Sample	Sample Location # 1	JUN-2018	Grab	06/05/2018	07/30/2018	08/01/2018	2
Quality Beef Co., Inc.	Sample	Sample Location # 2	JUN-2018	Grab	06/05/2018	07/30/2018	08/08/2018	9
Quality Seafood	Sample	Sample Location # 1	APR-2018	Grab	04/13/2018	05/30/2018	07/05/2018	36
R.I. Beef & Veal, Inc	Sample	Sample Location # 1	JAN-2018	Grab	02/02/2018	03/02/2018	03/14/2018	12
R.I. Beef & Veal, Inc	Sample	Sample Location # 1	APR-2018	Grab	06/22/2018	05/30/2018	07/02/2018	33
R.I. Hospital - Hasbro Childrens	Sample	Sample Location # 1	JUL-2018	Grab	09/05/2018	08/30/2018	09/11/2018	12
Rhode Island Chemical Corporation	Zero Discharge Certification	Not Applicable	JAN-2018	Not Applicable	Not Applicable	03/02/2018	03/08/2018	6
Rhode Island Chemical Corporation	Zero Discharge Certification	Not Applicable	JUN-2018	Not Applicable	Not Applicable	07/30/2018	08/10/2018	11
Rhode Island Chemical Corporation	Zero Discharge Certification	Not Applicable	AUG-2018	Not Applicable	Not Applicable	09/30/2018	10/09/2018	9
Rhode Island Chemical Corporation	Zero Discharge Certification	Not Applicable	NOV-2018	Not Applicable	Not Applicable	12/30/2018	01/04/2019	5
Rhode Island Chemical Corporation	Zero Discharge Certification	Not Applicable	DEC-2018	Not Applicable	Not Applicable	01/30/2019	02/07/2019	8
Rhode Island Convention Center	Sample	Sample Location # 1	JAN-2018	Grab	02/20/2018	03/02/2018	03/08/2018	6
Rhode Island Convention Center	Sample	Sample Location # 1	JUL-2018	Grab	07/26/2018	08/30/2018	09/12/2018	13
Ricci Family Dentistry	Dental BMP Certification	Not Applicable	MAR-2018	Not Applicable	Not Applicable	04/30/2018	05/07/2018	7
Rossi's Cold Cuts & Deli	Sample	Sample Location # 1	MAR-2018	Grab	05/21/2018	04/30/2018	05/21/2018	21

**Field's Point
Late Reports - 2018**

Company Name	Report Type	Sample Location	Month/Year Satisfied	Sample Type	Sample Date	Due Date	Received Date	Days Late
RVS Mfg. Co.	Zero Discharge Certification	Not Applicable	MAR-2018	Not Applicable	Not Applicable	04/30/2018	05/04/2018	4
RVS Mfg. Co.	Zero Discharge Certification	Not Applicable	JUN-2018	Not Applicable	Not Applicable	07/30/2018	08/06/2018	7
S.B. Winsor Dairy	Sample	Sample Location # 1	APR-2018	Grab	05/21/2018	05/30/2018	06/06/2018	7
S.B. Winsor Dairy	Sample	Sample Location # 1	OCT-2018	Grab	10/31/2018	11/30/2018	12/10/2018	10
Sans Gluten Artisan Bakery	Sample	Sample Location # 1	APR-2018	Grab	10/09/2018	05/30/2018	10/16/2018	139
Shaw's Supermarket Store #7443	Sample	Sample Location # 1	MAR-2018	Grab	05/30/2018	04/30/2018	06/11/2018	42
Shaw's Supermarket Store #7443	Sample	Sample Location # 2	MAR-2018	Grab	05/30/2018	04/30/2018	06/11/2018	42
Shaw's Supermarket Store #7443	Sample	Sample Location # 1	JUN-2018	Grab	09/24/2018	07/30/2018	10/25/2018	87
Shaw's Supermarket Store #7443	Sample	Sample Location # 2	JUN-2018	Grab	10/05/2018	07/30/2018	11/02/2018	95
Shaw's Supermarket Store #7443	Sample	Sample Location # 1	SEP-2018	Grab	09/28/2018	10/30/2018	11/02/2018	3
Shaw's Supermarket Store #7443	Sample	Sample Location # 2	SEP-2018	Grab	10/12/2018	10/30/2018	11/13/2018	14
Shaw's Supermarket Store #7443	Sample	Sample Location # 1	DEC-2018	Grab	12/31/2018	01/30/2019	02/05/2019	6
Shaw's Supermarket Store #7443	Sample	Sample Location # 2	DEC-2018	Grab	12/31/2018	01/30/2019	02/05/2019	6
Something Different	Sample	Sample Location # 1	APR-2018	Grab	05/24/2018	05/30/2018	08/23/2018	85
Something Different	Sample	Sample Location # 1	OCT-2018	Grab	10/22/2018	11/30/2018	12/28/2018	28
Stop & Shop Supermarket #703	Sample	Sample Location # 1	JUN-2018	Grab	06/20/2018	07/30/2018	07/31/2018	1
Stop & Shop Supermarket #703	Sample	Sample Location # 2	JUN-2018	Grab	06/20/2018	07/30/2018	07/31/2018	1
Stop & Shop Supermarket #703	Sample	Sample Location # 1	DEC-2018	Grab	12/19/2018	01/30/2019	01/31/2019	1
Stop & Shop Supermarket #703	Sample	Sample Location # 2	DEC-2018	Grab	12/19/2018	01/30/2019	01/31/2019	1
Stop & Shop Supermarket #722	Sample	Sample Location # 1	JUN-2018	Grab	06/20/2018	07/30/2018	07/31/2018	1
Stop & Shop Supermarket #722	Sample	Sample Location # 1	DEC-2018	Grab	12/26/2018	01/30/2019	01/31/2019	1
Stop & Shop Supermarket #724	Sample	Sample Location # 1	MAR-2018	Grab	04/23/2018	04/30/2018	07/02/2018	63
Stop & Shop Supermarket #724	Sample	Sample Location # 1	JUN-2018	Grab	06/20/2018	07/30/2018	07/31/2018	1
Stop & Shop Supermarket #724	Sample	Sample Location # 1	JUN-2018	Grab	06/27/2018	07/30/2018	07/31/2018	1
Stop & Shop Supermarket #724	Sample	Sample Location # 1	JUN-2018	Grab	07/05/2018	07/30/2018	07/31/2018	1
Stop & Shop Supermarket #724	Sample	Sample Location # 1	JUN-2018	Grab	07/10/2018	07/30/2018	07/31/2018	1
Stop & Shop Supermarket #724	Sample	Sample Location # 1	JUN-2018	Grab	07/17/2018	07/30/2018	07/31/2018	1
Stop & Shop Supermarket #724	Sample	Sample Location # 1	JUN-2018	Grab	07/24/2018	07/30/2018	10/25/2018	87
Stop & Shop Supermarket #724	Sample	Sample Location # 1	JUN-2018	Grab	08/01/2018	07/30/2018	10/25/2018	87
Stop & Shop Supermarket #724	Sample	Sample Location # 1	JUN-2018	Grab	08/08/2018	07/30/2018	10/25/2018	87
Stop & Shop Supermarket #724	Sample	Sample Location # 1	JUN-2018	Grab	08/14/2018	07/30/2018	10/25/2018	87
Stop & Shop Supermarket #724	Sample	Sample Location # 1	JUN-2018	Grab	08/21/2018	07/30/2018	10/25/2018	87
Stop & Shop Supermarket #724	Sample	Sample Location # 1	JUN-2018	Grab	08/28/2018	07/30/2018	10/25/2018	87
Stop & Shop Supermarket #724	Sample	Sample Location # 1	JUN-2018	Grab	09/10/2018	07/30/2018	10/25/2018	87
Stop & Shop Supermarket #724	Sample	Sample Location # 1	JUN-2018	Grab	10/09/2018	07/30/2018	10/25/2018	87
Stop & Shop Supermarket #724	Sample	Sample Location # 1	DEC-2018	Grab	12/13/2018	01/30/2019	01/31/2019	1
Stop & Shop Supermarket #725	Sample	Sample Location # 1	MAR-2018	Grab	04/23/2018	04/30/2018	07/02/2018	63
Stop & Shop Supermarket #725	Sample	Sample Location # 1	MAR-2018	Grab	04/30/2018	04/30/2018	07/02/2018	63
Stop & Shop Supermarket #725	Sample	Sample Location # 1	MAR-2018	Grab	05/08/2018	04/30/2018	07/02/2018	63
Stop & Shop Supermarket #725	Sample	Sample Location # 1	MAR-2018	Grab	05/14/2018	04/30/2018	07/02/2018	63
Stop & Shop Supermarket #725	Sample	Sample Location # 1	MAR-2018	Grab	05/21/2018	04/30/2018	07/02/2018	63
Stop & Shop Supermarket #725	Sample	Sample Location # 1	MAR-2018	Grab	06/01/2018	04/30/2018	07/02/2018	63

**Field's Point
Late Reports - 2018**

Company Name	Report Type	Sample Location	Month/Year Satisfied	Sample Type	Sample Date	Due Date	Received Date	Days Late
Stop & Shop Supermarket #725	Sample	Sample Location # 1	JUN-2018	Grab	06/01/2018	07/30/2018	07/31/2018	1
Stop & Shop Supermarket #725	Sample	Sample Location # 1	DEC-2018	Grab	12/18/2018	01/30/2019	01/31/2019	1
Surface Coatings, LLC	Sample	Sample Location # 1	DEC-2018	Composite	12/18/2018	01/30/2019	02/07/2019	8
Swan Point Cemetery	Sample	Sample Location # 1	JAN-2018	Grab	03/09/2018	03/02/2018	03/15/2018	13
SWG Promotions, LLC	Sample	Sample Location # 1	APR-2018	Grab	06/27/2018	05/30/2018	07/19/2018	50
SWG Promotions, LLC	Sample	Sample Location # 1	OCT-2018	Grab	01/07/2019	11/30/2018	01/11/2019	42
Tedesco's Sausage Shop	Sample	Sample Location # 1	APR-2018	Grab	06/12/2018	05/30/2018	06/18/2018	19
Tedesco's Sausage Shop	Sample	Sample Location # 1	OCT-2018	Grab	01/11/2019	11/30/2018	01/30/2019	61
Tenares Supermarket	Sample	Sample Location # 2	MAR-2018	Grab	03/15/2018	04/30/2018	05/08/2018	8
Tenares Supermarket	Sample	Sample Location # 2	SEP-2018	Grab	09/30/2018	10/30/2018	11/16/2018	17
The Abbey	Sample	Sample Location # 1	MAY-2018	Grab	07/18/2018	06/30/2018	07/27/2018	27
The Abbey	Sample	Sample Location # 1	NOV-2018	Grab	01/31/2019	12/30/2018	02/11/2019	43
The Allied Group	Sample	Sample Location # 1	JAN-2018	Composite	01/16/2018	03/02/2018	03/14/2018	12
The Family Cake, LLC	Sample	Sample Location # 1	OCT-2018	Grab	10/25/2018	11/30/2018	12/13/2018	13
The Foundry Associates	Sample	Sample Location # 1	OCT-2018	Grab	09/10/2018	11/30/2018	12/10/2018	10
The Original Italian Bakery, Inc.	Sample	Sample Location # 1	APR-2018	Grab	10/25/2018	05/30/2018	11/13/2018	167
The Original Italian Bakery, Inc.	Sample	Sample Location # 1	OCT-2018	Grab	12/12/2018	11/30/2018	01/07/2019	38
The Providence Mint, Inc.	Zero Discharge Certification	Not Applicable	JUN-2018	Not Applicable	Not Applicable	07/30/2018	08/31/2018	32
The Providence Mint, Inc.	Zero Discharge Certification	Not Applicable	DEC-2018	Not Applicable	Not Applicable	01/30/2019	02/13/2019	14
Times 2 Academy	Sample	Sample Location # 1	APR-2018	Grab	06/20/2018	05/30/2018	07/06/2018	37
Tool Craft Inc. / Ru-Mart Inc.	Zero Discharge Certification	Not Applicable	JUL-2018	Not Applicable	Not Applicable	08/30/2018	08/31/2018	1
Tortilleria el Quetzal	Sample	Sample Location # 1	APR-2018	Grab	07/02/2018	05/30/2018	07/23/2018	54
Tortilleria el Quetzal	Sample	Sample Location # 1	OCT-2018	Grab	11/26/2018	11/30/2018	01/08/2019	39
Travelers Auto Body, Inc.	Sample	Sample Location # 1	APR-2018	Grab	06/06/2018	05/30/2018	06/14/2018	15
Travelers Auto Body, Inc.	Sample	Sample Location # 1	OCT-2018	Grab	12/27/2018	11/30/2018	01/07/2019	38
Unique Plating Company	pH	Sample Location # 1	JAN-2018	Not Applicable	Not Applicable	03/02/2018	03/12/2018	10
Unique Plating Company	Sample	Sample Location # 1	AUG-2018	Composite	08/01/2018	09/30/2018	10/01/2018	1
Unique Plating Company	pH	Sample Location # 1	AUG-2018	Not Applicable	Not Applicable	09/30/2018	10/01/2018	1
Unique Plating Company	pH	Sample Location # 1	NOV-2018	Not Applicable	Not Applicable	12/30/2018	01/07/2019	8
Universal Plating Company, Inc.	pH	Sample Location # 1	JAN-2018	Not Applicable	Not Applicable	03/02/2018	03/26/2018	24
Universal Plating Company, Inc.	Sample	Sample Location # 1	FEB-2018	Grab	02/22/2018	03/30/2018	04/25/2018	26
Universal Plating Company, Inc.	pH	Sample Location # 1	FEB-2018	Not Applicable	Not Applicable	03/30/2018	04/25/2018	26
Universal Plating Company, Inc.	pH	Sample Location # 1	MAR-2018	Not Applicable	Not Applicable	04/30/2018	05/18/2018	18
Universal Plating Company, Inc.	Sample	Sample Location # 1	APR-2018	Composite	04/23/2018	05/30/2018	06/19/2018	20
Universal Plating Company, Inc.	pH	Sample Location # 1	APR-2018	Not Applicable	Not Applicable	05/30/2018	06/19/2018	20
Universal Plating Company, Inc.	pH	Sample Location # 1	MAY-2018	Not Applicable	Not Applicable	06/30/2018	07/23/2018	23
Universal Plating Company, Inc.	Sample	Sample Location # 1	JUN-2018	Composite	06/04/2018	07/30/2018	08/23/2018	24
Universal Plating Company, Inc.	pH	Sample Location # 1	JUN-2018	Not Applicable	Not Applicable	07/30/2018	08/23/2018	24
Universal Plating Company, Inc.	pH	Sample Location # 1	JUL-2018	Not Applicable	Not Applicable	08/30/2018	09/24/2018	25
Universal Plating Company, Inc.	Sample	Sample Location # 1	AUG-2018	Composite	08/23/2018	09/30/2018	10/25/2018	25
Universal Plating Company, Inc.	pH	Sample Location # 1	AUG-2018	Not Applicable	Not Applicable	09/30/2018	10/25/2018	25
Universal Plating Company, Inc.	pH	Sample Location # 1	SEP-2018	Not Applicable	Not Applicable	10/30/2018	11/26/2018	27

**Field's Point
Late Reports - 2018**

Company Name	Report Type	Sample Location	Month/Year Satisfied	Sample Type	Sample Date	Due Date	Received Date	Days Late
Universal Plating Company, Inc.	Sample	Sample Location # 1	OCT-2018	Grab	10/23/2018	11/30/2018	12/26/2018	26
Universal Plating Company, Inc.	pH	Sample Location # 1	OCT-2018	Not Applicable	Not Applicable	11/30/2018	12/26/2018	26
Universal Plating Company, Inc.	pH	Sample Location # 1	NOV-2018	Not Applicable	Not Applicable	12/30/2018	01/28/2019	29
Venda Ravioli - Royal Little Drive	Sample	Sample Location # 1	APR-2018	Grab	06/07/2018	05/30/2018	06/15/2018	16
Venda Ravioli - Royal Little Drive	Sample	Sample Location # 1	OCT-2018	Grab	11/07/2018	11/30/2018	12/14/2018	14
V-Mart	Sample	Sample Location # 1	APR-2018	Grab	04/10/2018	05/30/2018	06/08/2018	9
Walsh's Auto Body and Sales, Inc.	Sample	Sample Location # 1	JAN-2018	Grab	03/22/2018	03/02/2018	04/02/2018	31
Warren Jagger Photography, Inc.	Sample	Sample Location # 1	JUL-2018	Composite	10/25/2018	08/30/2018	10/25/2018	56
Waterfire Providence	Sample	Sample Location # 1	SEP-2018	Grab	09/26/2018	10/30/2018	10/31/2018	1
Whole Foods Market Group, Inc.	Sample	Sample Location # 1	APR-2018	Grab	04/27/2018	05/30/2018	08/03/2018	65
Whole Foods Market Group, Inc.	Sample	Sample Location # 1	OCT-2018	Grab	11/30/2018	11/30/2018	01/14/2019	45
Women & Infants' Hospital	Sample	Sample Location # 2	APR-2018	Grab	06/04/2018	05/30/2018	06/13/2018	14
Yang's Restaurant	Sample	Sample Location # 1	APR-2018	Grab	06/13/2018	05/30/2018	06/25/2018	26
Yang's Restaurant	Sample	Sample Location # 1	OCT-2018	Grab	12/19/2018	11/30/2018	01/10/2019	41
Zumstein Family Dentistry	Dental BMP Certification	Not Applicable	DEC-2018	Not Applicable	Not Applicable	01/30/2019	02/05/2019	6

USER REQUIREMENTS

FIELD'S POINT

**Field's Point
Requirements - 2018**

Company Name	Submittal	Issue Date	Due Date	Received Date	Days Late
221 Academy Ave. Meat, Inc.	Permit Application	11/27/2018	12/25/2018	01/22/2019	28
73 Washington Corp.	Permit Application	11/27/2018	12/28/2018	12/06/2018	0
7-Eleven Inc. (Broad Street)	Permit Application	09/06/2018	10/05/2018	10/02/2018	0
7-Eleven, Inc.	Permit Application	09/28/2018	10/26/2018	10/31/2018	5
A & F Foods, LLC	Permit Application	05/18/2018	06/15/2018	06/06/2018	0
A Duie Pyle, Inc.	Permit Application	04/03/2018	04/30/2018	04/24/2018	0
A&M Fairway, Inc.	Permit Application	05/29/2018	06/29/2018	06/06/2018	0
Alloy Holdings, LLC	Permit Application	05/15/2018	06/12/2018	05/31/2018	0
Alloy Holdings, LLC	Resampling Results for _____	09/13/2018	11/01/2018	10/16/2018	0
Alloy Holdings, LLC	Toxic Organic/Solvent Mgt Plan	09/13/2018	11/02/2018	11/09/2018	7
Alloy Holdings, LLC	Other	09/13/2018	10/30/2018	10/16/2018	0
Andrea's Restaurant	Permit Application	03/23/2018	04/20/2018	05/09/2018	19
Angell Street Dental Associate	One-Time Compliance Report for Dental Facilities	08/21/2018	09/30/2018	08/30/2018	0
Annex Plating	Spill Control Plan	06/19/2018	07/19/2018	08/07/2018	19
Annex Plating	Signed Permit	06/19/2018	07/19/2018	08/07/2018	19
Annex Plating	Toxic Organic/Solvent Mgt Plan	06/19/2018	07/19/2018	08/07/2018	19
Anthony M. Paolucci, DMD, P.C.	One-Time Compliance Report for Dental Facilities	08/21/2018	09/30/2018	09/06/2018	0
Anthony M. Paolucci, DMD, P.C.	Permit Application	11/06/2018	12/04/2018	12/04/2018	0
Anthony Paolucci Family Dentists	One-Time Compliance Report for Dental Facilities	08/21/2018	09/30/2018	09/06/2018	0
ARA-Rhode Island Dialysis	Permit Application	07/24/2018	08/21/2018	08/08/2018	0
Arden Jewelry Mfg, Co.	Permit Application	10/22/2018	11/19/2018	11/19/2018	0
AREE, LLC	Permit Application	05/04/2018	06/01/2018	07/30/2018	59
Armbrust International, Ltd.	Resampling Results for _____	03/15/2018	04/26/2018	04/20/2018	0
Armbrust International, Ltd.	Resampling Results for _____	08/07/2018	09/25/2018	08/27/2018	0
Aro-Sac, Inc.	Signed Permit	04/17/2018	05/17/2018	04/24/2018	0
ASP & Training Inc.	Resampling Results for _____	03/16/2018	05/31/2018	05/22/2018	0
Atwill-Conroy Providence, LLC	One-Time Compliance Report for Dental Facilities	11/05/2018	11/30/2018	12/10/2018	10
Atwood Car Wash	Permit Application	05/02/2018	06/01/2018	06/13/2018	12
Auto Parts Group Southwest, LLC.	Permit Application	12/04/2018	01/18/2019	01/17/2019	0
Avalon Bay - Center Place	40 CFR 136 Notification	09/13/2018	10/12/2018	10/30/2018	18
B.J. Clanton Complex	Permit Application	01/26/2018	02/26/2018	03/19/2018	21
Baffoni's Poultry Farm	Permit Application	05/04/2018	06/01/2018	08/09/2018	69
Bagel Express	Chain of Custody Documentation	05/02/2018	05/25/2018	05/03/2018	0
Ballard Mack Sales and Service of RI	Permit Application	03/30/2018	04/27/2018	04/10/2018	0
Bang Bar Inc.	Repair Grease Trap	03/01/2018	04/14/2018	05/09/2018	25
Bang Bar Inc.	Permit Application	06/19/2018	07/17/2018	07/11/2018	0
Bannister Operations Associates, LLC	Other	12/04/2018	12/30/2018	12/07/2018	0
BAP Enterprises LLC	Pretreatment Plans	01/25/2018	02/16/2018	06/01/2018	105
BAP Enterprises LLC	Pretreatment Plans	06/11/2018	07/06/2018	09/27/2018	83
BAP Enterprises LLC	Pretreatment Plans	09/27/2018	10/27/2018		121
Bayside Endoscopy Center, LLC.	Permit Application	05/08/2018	06/08/2018	07/11/2018	33
Benefit Dental Care, LLC	One-Time Compliance Report for Dental Facilities	08/21/2018	09/30/2018	09/27/2018	0
Best Eastern Chinese and Japanese Restaurant	Repair Grease Trap	04/18/2018	05/18/2018	06/11/2018	24
Best Taste	Repair Grease Trap	11/23/2018	12/20/2018	12/24/2018	4
Bethany Home of Rhode Island	Permit Application	02/19/2018	03/20/2018	03/15/2018	0
Bisanatolia, LLC	Permit Application	08/02/2018	09/07/2018	09/28/2018	21
Bites by Bre	Pretreatment Plans	09/26/2018	10/15/2018	10/10/2018	0
Bitumar	Permit Application	09/17/2018	10/15/2018	12/04/2018	50
Blue Cross Blue Shield of Rhode Island	Permit Application	02/02/2018	03/15/2018	02/20/2018	0
Blue Elephant Restaurant, Inc.	Permit Application	03/16/2018	04/13/2018	03/29/2018	0
Boston Bioskills Lab LLC	Permit Application	02/19/2018	03/30/2018	03/30/2018	0
Boston Bioskills Lab LLC	Pretreatment Plans	02/19/2018	03/30/2018	03/30/2018	0
Boston Bioskills Lab LLC	Pretreatment Plans	04/12/2018	04/30/2018	04/30/2018	0
Branch Donuts, Inc. dba Dunkin Donuts	Permit Application	01/23/2018	02/20/2018	03/27/2018	35
Broadway Laundry, Inc.	Permit Application	10/01/2018	10/29/2018	10/29/2018	0
Brown University - 70 Brown Street	Permit Application	02/02/2018	03/15/2018	02/14/2018	0
Brown University - 85 Waterman Street	Permit Application	02/02/2018	03/15/2018	02/14/2018	0
Brown University - Barbour Hall	Permit Application	12/06/2018	12/17/2018	01/15/2019	29
Brown University - Graduate Center	Permit Application	12/06/2018	01/15/2019	12/24/2018	0
Brown University - Macmillan Hall	Permit Application	02/02/2018	03/15/2018	02/14/2018	0
Brown University - Metcalf hall	Permit Application	12/06/2018	01/15/2019	12/24/2018	0
Brown University - Miller Hall	Permit Application	12/06/2018	01/15/2019	12/24/2018	0
Brown University - New Pembroke Hall	Permit Application	12/06/2018	01/15/2019	12/24/2018	0
Brown University - Rhode Island Hall	Permit Application	02/02/2018	03/15/2018	02/14/2018	0
Brown University - Sharpe Refectory	Permit Application	10/05/2018	11/09/2018	11/01/2018	0
Brown University - Strip Mall	Permit Application	10/05/2018	11/09/2018	11/05/2018	0
Brown University-Hope College	Permit Application	02/02/2018	03/15/2018	02/14/2018	0
Brown University-Horace Mann	Permit Application	02/02/2018	03/15/2018	02/14/2018	0
Brown University-Lyman Hall	Permit Application	02/02/2018	03/15/2018	02/14/2018	0

**Field's Point
Requirements - 2018**

Company Name	Submittal	Issue Date	Due Date	Received Date	Days Late
Brown University-Manning Hall	Permit Application	02/02/2018	03/15/2018	02/14/2018	0
Brown University-Remediation Project	Analytical Results for _____	01/10/2018	02/09/2018	03/07/2018	26
Burger King - # 1989	Repair Grease Trap	01/08/2018	02/15/2018	01/29/2018	0
Burger King #10759	Pump Grease Trap	04/06/2018	05/11/2018	05/11/2018	0
Burton Family Dental	One-Time Compliance Report for Dental Facilities	07/25/2018	08/24/2018	08/02/2018	0
CAAL Corporation	Permit Application	04/10/2018	05/11/2018	05/25/2018	14
Cafe Choklad	Permit Application	07/30/2018	08/27/2018	10/31/2018	65
Calf Donuts Inc.	Permit Application	04/24/2018	05/25/2018	06/13/2018	19
California Taco	Permit Application	01/25/2018	02/19/2018	01/25/2019	340
California Taco	Pretreatment Plans	01/25/2018	02/19/2018	01/25/2019	340
California Taco	Pretreatment Plans	01/25/2018	02/19/2018		371
CAMRAC, LLC	Permit Application	04/03/2018	05/15/2018	05/03/2018	0
Capital Grille Holdings, Inc.	Pretreatment Plans	04/19/2018	05/18/2018	07/17/2018	60
Capital Grille Holdings, Inc.	Pretreatment Plans	04/19/2018	05/18/2018	07/13/2018	56
Capitol Hill Dental	One-Time Compliance Report for Dental Facilities	09/13/2018	09/30/2018	10/01/2018	1
Capitol Hill Dental	Permit Application	09/13/2018	09/30/2018	10/01/2018	1
Caress Dental Inc.	One-Time Compliance Report for Dental Facilities	08/21/2018	09/30/2018	09/19/2018	0
Chalkstone Supermarket	Permit Application	12/19/2018	01/16/2019	02/01/2019	16
China Garden Chinese Restaurant	Permit Application	11/01/2018	11/29/2018	11/23/2018	0
Choi's Restaurant	Permit Application	09/06/2018	10/05/2018	11/30/2018	56
Christian Brothers LLC	Permit Application	03/27/2018	04/27/2018	04/09/2018	0
Christina D. Dicomis DMD	One-Time Compliance Report for Dental Facilities	08/21/2018	09/30/2018	08/27/2018	0
Ciara Restaurant and Lounge, Inc.	Permit Application	01/12/2018	02/09/2018	03/12/2018	31
CJUF III MJH Providence, LLC	Permit Application	09/06/2018	10/05/2018	10/15/2018	10
Clerici Osteria, Inc.	Repair Grease Trap	11/28/2018	12/31/2018		56
Coca-Cola Bottling Company of Northern New England	Other	09/13/2018	09/30/2018	09/18/2018	0
Coffee Plus Snack Bar V.F.#68	Repair Grease Trap	04/27/2018	06/01/2018	05/09/2018	0
Colbea LLC (North Main)	Permit Application	08/06/2018	08/31/2018	09/21/2018	21
Comfort Dental	One-Time Compliance Report for Dental Facilities	08/21/2018	09/30/2018	09/13/2018	0
Community College of RI - Providence	One-Time Compliance Report for Dental Facilities	08/21/2018	09/30/2018	10/09/2018	9
Courtesy Cleaners, Inc.	Permit Application	05/04/2018	06/01/2018	07/17/2018	46
Craig Van Dongen, DDS	One-Time Compliance Report for Dental Facilities	08/21/2018	09/30/2018	10/19/2018	19
Custom Chrome Services	Process Plans	09/27/2018	10/30/2018	01/28/2019	90
Custom Chrome Services	Permit Application	09/27/2018	10/30/2018	12/04/2018	35
Custom Chrome Services	Spill Control Plan	09/27/2018	10/30/2018	12/04/2018	35
Custom Chrome Services	Toxic Organic/Solvent Mgt Plan	09/27/2018	10/30/2018	12/04/2018	35
Custom Chrome Services	Pretreatment Plans	09/27/2018	10/30/2018	01/28/2019	90
Custom Chrome Services	Spill Control Plan	12/12/2018	01/15/2019	01/17/2019	2
D. E. Foods, Inc.	Repair Grease Trap	04/13/2018	05/18/2018	05/24/2018	6
D. E. Foods, Inc.	Other	11/08/2018	12/15/2018	12/13/2018	0
Dave's Coffee	Permit Application	11/27/2018	12/28/2018	01/18/2019	21
David I. Konicov, D.D.S.	One-Time Compliance Report for Dental Facilities	08/21/2018	09/30/2018	10/12/2018	12
Delgado Inc.	Repair Grease Trap	11/07/2018	12/13/2018	11/07/2018	0
Dent Plus Dental Center	One-Time Compliance Report for Dental Facilities	08/21/2018	09/30/2018	10/19/2018	19
Dental Associates of RI	Permit Application	02/02/2018	03/02/2018	02/16/2018	0
Dental Associates of RI	One-Time Compliance Report for Dental Facilities	08/21/2018	09/30/2018	09/26/2018	0
Department of Veterans Affairs Medical Center	One-Time Compliance Report for Dental Facilities	11/05/2018	11/30/2018	11/08/2018	0
DiFruscia Industries, Inc.	Resampling Results for _____	01/02/2018	02/23/2018	02/12/2018	0
DiFruscia Industries, Inc.	Other	03/05/2018	03/30/2018	04/13/2018	14
DiFruscia Industries, Inc.	Other	04/03/2018	04/30/2018	04/13/2018	0
DiFruscia Industries, Inc.	Other	04/03/2018	04/30/2018	04/13/2018	0
DiFruscia Industries, Inc.	Resampling Results for _____	05/08/2018	06/29/2018	07/25/2018	26
DiFruscia Industries, Inc.	Resampling Results for _____	05/08/2018	06/29/2018	06/15/2018	0
DiFruscia Industries, Inc.	Resampling Results for _____	05/08/2018	06/29/2018	06/15/2018	0
DiFruscia Industries, Inc.	Resampling Results for _____	05/08/2018	06/29/2018	07/25/2018	26
DiFruscia Industries, Inc.	Resampling Results for _____	06/15/2018	08/03/2018	07/25/2018	0
DiFruscia Industries, Inc.	Resampling Results for _____	06/15/2018	08/03/2018	07/25/2018	0
DiFruscia Industries, Inc.	Other	06/20/2018	07/16/2018	08/10/2018	25
DiFruscia Industries, Inc.	Resampling Results for _____	09/20/2018	11/09/2018	11/27/2018	18
DiFruscia Industries, Inc.	Resampling Results for _____	09/20/2018	11/09/2018	11/27/2018	18
DiFruscia Industries, Inc.	Resampling Results for _____	09/20/2018	11/09/2018	11/27/2018	18
DiFruscia Industries, Inc.	Resampling Results for _____	09/20/2018	11/09/2018	11/27/2018	18
DiFruscia Industries, Inc.	Resampling Results for _____	12/13/2018	02/01/2019	01/30/2019	0
DiFruscia Industries, Inc.	Resampling Results for _____	12/13/2018	02/01/2019	01/30/2019	0
DiFruscia Industries, Inc.	Other	12/27/2018	01/25/2019	01/25/2019	0
Dolce E Pane	Permit Application	01/16/2018	02/28/2018	02/16/2018	0
Domino's Pizza (Broad Street)	Repair Grease Trap	04/17/2018	05/25/2018	07/12/2018	48
Domino's Pizza (Broad Street)	Permit Application	09/06/2018	10/05/2018	09/14/2018	0
Drs. Rubinstein & Ducoff, Inc.	One-Time Compliance Report for Dental Facilities	08/21/2018	09/30/2018	08/23/2018	0

**Field's Point
Requirements - 2018**

Company Name	Submittal	Issue Date	Due Date	Received Date	Days Late
Drs. Votolato and Paziienza	One-Time Compliance Report for Dental Facilities	08/21/2018	09/30/2018	08/27/2018	0
E&M Enterprises, LTD	Permit Application	10/22/2018	11/19/2018	11/16/2018	0
East Side Cottage, LLC	Permit Application	05/18/2018	07/13/2018	07/02/2018	0
East Side Endodontics	One-Time Compliance Report for Dental Facilities	08/21/2018	09/30/2018	10/04/2018	4
East Side Periodontics, Ltd.	One-Time Compliance Report for Dental Facilities	08/21/2018	09/30/2018	08/24/2018	0
East Side Pockets, INC	Permit Application	12/10/2018	01/07/2019	12/17/2018	0
El Caribeno Restaurant	Other	01/10/2018	02/16/2018	02/13/2018	0
El Chapin	Repair Grease Trap	01/29/2018	02/26/2018	09/13/2018	199
El Chapin	Repair Grease Trap	06/19/2018	07/19/2018	09/13/2018	56
El Chapin	Repair Grease Trap	11/02/2018	11/09/2018	02/11/2019	94
Ellie's Bakery	Permit Application	01/09/2018	01/16/2018	01/18/2018	2
Elmwood Avenue Church of God	Permit Application	08/10/2018	10/19/2018	10/12/2018	0
Elmwood Health Center	One-Time Compliance Report for Dental Facilities	08/21/2018	09/30/2018	10/16/2018	16
Empire Restaurant Holdings	Permit Application	01/12/2018	02/15/2018	03/26/2018	39
Empire Restaurant Holdings	Process Plans	01/12/2018	02/15/2018	03/26/2018	39
Empire Restaurant Holdings	Process Plans	04/12/2018	05/01/2018	07/09/2018	69
Epivax, Inc.	Toxic Organic/Solvent Mgt Plan	05/07/2018	06/04/2018	05/24/2018	0
Epivax, Inc.	Spill Control Plan	05/07/2018	06/04/2018	05/24/2018	0
ER Jewelry Manufacturing, Inc.	Permit Application	08/07/2018	09/28/2018	10/19/2018	21
ER Jewelry Manufacturing, Inc.	Pretreatment Plans	08/07/2018	09/28/2018		150
ER Jewelry Manufacturing, Inc.	Process Plans	08/07/2018	09/28/2018		150
F. Saia Restaurants, Inc. LLC	Permit Application	09/20/2018	10/18/2018	11/15/2018	28
Fairfield University Heights LP	Permit Application	11/27/2018	01/31/2019	01/15/2019	0
Fairfield University Heights LP	Permit Application	11/27/2018	01/31/2019	02/15/2019	15
Fairfield University Heights LP	Permit Application	11/27/2018	01/31/2019	01/15/2019	0
Fairfield University Heights, LP	Permit Application	11/27/2018	01/31/2019	01/04/2019	0
Fairfield University Heights, LP	Permit Application	11/27/2018	01/31/2019	01/15/2019	0
Federal Taphouse & Kitchen	Permit Application	01/19/2018	02/16/2018	02/27/2018	11
FedEx Ground Package System, Inc.	Permit Application	06/12/2018	07/10/2018	08/07/2018	28
Ferguson Perforating Company	Permit Application	02/02/2018	03/15/2018	03/06/2018	0
Ferguson Perforating Company	Signed Permit	06/18/2018	08/01/2018	07/12/2018	0
FI Management, LLC	Permit Application	01/12/2018	02/09/2018	01/31/2018	0
Finest Car Wash	Permit Application	05/02/2018	06/01/2018	06/01/2018	0
Firehouse No. 13, LLC	Permit Application	05/04/2018	06/01/2018	09/19/2018	110
Food and Beverage Corp.	Permit Application	10/05/2018	11/02/2018	01/23/2019	82
Food Corp	Sign & Return Report	02/16/2018	03/10/2018	03/12/2018	2
Food Corp	Sign & Return Report	03/16/2018	03/30/2018	03/19/2018	0
Four Season's Restaurant	Permit Application	04/24/2018	05/25/2018	06/04/2018	10
Four Season's Restaurant	Repair Grease Trap	07/20/2018	08/31/2018	09/14/2018	14
Freeway Car Wash	Permit Application	03/30/2018	04/27/2018	04/20/2018	0
Fresh Pita	Pretreatment Plans	01/24/2018	03/31/2018	02/12/2018	0
Fresh Pita	Permit Application	01/24/2018	03/31/2018	02/12/2018	0
G. Tanury Plating Company	Other	04/05/2018	04/30/2018	04/27/2018	0
G. Tanury Plating Company	Other	07/10/2018	08/03/2018	08/03/2018	0
G. Tanury Plating Company	Other	12/21/2018	01/25/2019	01/23/2019	0
Geneva Diner	Permit Application	03/27/2018	04/27/2018	04/09/2018	0
Gothic Pewter LLC	Permit Application	06/19/2018	07/17/2018	06/29/2018	0
Greenville Bakery	Permit Application	07/30/2018	08/31/2018		178
Heng Heng Restaurant	Pretreatment Plans	01/12/2018	02/28/2018	03/16/2018	16
Heng Heng Restaurant	Repair Grease Trap	05/01/2018	05/31/2018	08/02/2018	63
Hobbs Brook Management, LLC	Permit Application	12/05/2018	01/02/2019	12/26/2018	0
Hobbs Brook Management, LLC	Permit Application	12/27/2018	01/25/2019	01/14/2019	0
Hodosh Dental Associates, Inc.	One-Time Compliance Report for Dental Facilities	08/21/2018	09/30/2018	09/25/2018	0
Home and Hospice Care of Rhode Island	Permit Application	12/05/2018	01/02/2019	02/05/2019	34
Hometown Pizza and Subs	Permit Application	05/18/2018	06/15/2018	10/29/2018	136
Honey Dew Donuts (Allens)	Permit Application	12/31/2018	01/31/2019		25
Hope Street KFC Inc.	Permit Application	03/16/2018	04/13/2018	04/30/2018	17
India House Inc.	Permit Application	12/06/2018	01/03/2019	01/04/2019	1
Induplicate LLC	Engineering Study	06/29/2018	07/31/2018	07/19/2018	0
International Insignia Corporation	Resampling Results for _____	08/14/2018	10/02/2018	09/10/2018	0
International Insignia Corporation	Resampling Results for _____	08/15/2018	10/03/2018	09/10/2018	0
International Insignia Corporation	Engineering Study	09/14/2018	09/30/2018	09/18/2018	0
International Insignia Corporation	Resampling Results for _____	10/30/2018	12/18/2018	12/11/2018	0
International Insignia Corporation	Resampling Results for _____	12/12/2018	02/22/2019		3
Ira Green, Inc.	Other	01/02/2018	01/31/2018	01/26/2018	0
Ira Green, Inc.	Other	02/08/2018	02/28/2018	02/13/2018	0
Izzi Orthodontics	Permit Application	07/02/2018	08/03/2018	07/17/2018	0
J & W - Athletics Practice Facility	Permit Application	02/02/2018	03/02/2018	03/01/2018	0
J & W - East Hall	Permit Application	11/06/2018	12/04/2018	11/30/2018	0

**Field's Point
Requirements - 2018**

Company Name	Submittal	Issue Date	Due Date	Received Date	Days Late
J & W - Renaissance Hall	Permit Application	04/10/2018	05/08/2018	05/17/2018	9
J & W - West Hall	Permit Application	11/06/2018	12/04/2018	11/30/2018	0
J & W - Wildcat Center	Permit Application	06/01/2018	06/29/2018	07/17/2018	18
J & W - Xavier Mercy Hall	Permit Application	01/12/2018	02/09/2018	02/21/2018	12
J & W-Snowden Hall	Permit Application	01/12/2018	02/09/2018	02/21/2018	12
J.F. Skeffington Funeral Home	Permit Application	03/20/2018	04/17/2018	07/23/2018	97
Jacob Werba, DDS	One-Time Compliance Report for Dental Facilities	11/05/2018	11/30/2018	12/18/2018	18
Jan Co Central, Inc.	Permit Application	11/01/2018	11/29/2018	11/08/2018	0
Jan Co Central, Inc.	Permit Application	11/01/2018	11/29/2018	11/14/2018	0
Jan Co. Central, Inc.	Pump Grease Trap	05/03/2018	06/11/2018	05/23/2018	0
JH Restaurant Providence LLC	Permit Application	12/31/2018	01/31/2019		25
JMA Inc.	Repair Grease Trap	06/08/2018	07/06/2018	09/27/2018	83
John Rocchio Corp.	Five Day Sampling Results	07/02/2018	08/31/2018	08/27/2018	0
John T. A. Romano DDS, Inc.	One-Time Compliance Report for Dental Facilities	08/21/2018	09/30/2018	08/27/2018	0
Johnston Dental Group, LLC	One-Time Compliance Report for Dental Facilities	07/25/2018	08/24/2018	10/11/2018	48
Johnston Family Dentistry	One-Time Compliance Report for Dental Facilities	10/31/2018	11/30/2018	11/06/2018	0
Jozon Enterprises, Inc.	Permit Application	04/24/2018	05/25/2018	05/08/2018	0
Kelly's Car Wash, Inc.	Permit Application	10/01/2018	10/29/2018	11/07/2018	9
Ken Rocha Collision, LLC	Resampling Results for _____	01/10/2018	03/22/2018	03/01/2018	0
KG Kitchenbar	Permit Application	07/31/2018	08/31/2018	10/19/2018	49
La Rubita Cafeteria & Lounge	Repair Grease Trap	07/19/2018	07/31/2018	09/13/2018	44
La Rubita Cafeteria & Lounge	Install Pretreatment System	11/23/2018	12/31/2018	02/22/2019	53
Lang's Bowlarama, Inc.	Permit Application	06/13/2018	07/06/2018	06/15/2018	0
LaSalle Academy	Permit Application	01/26/2018	02/26/2018	02/21/2018	0
Lawrence P. Stephenson, DDS, Ltd.	One-Time Compliance Report for Dental Facilities	08/21/2018	09/30/2018	09/07/2018	0
Lawrence Page, DMD, Inc.	One-Time Compliance Report for Dental Facilities	08/21/2018	09/30/2018	10/19/2018	19
Layali	Permit Application	04/25/2018	07/31/2018	12/06/2018	128
Layali	Process Plans	04/25/2018	07/31/2018	12/06/2018	128
Lifespan Physician Group/Womens Medicine	Permit Application	01/11/2018	04/18/2018	04/02/2018	0
Lifespan Physician Group/Womens Medicine	Process Plans	04/10/2018	05/13/2018	05/15/2018	2
Light & Conforti DMDs, LLC	One-Time Compliance Report for Dental Facilities	08/13/2018	09/13/2018	08/23/2018	0
Livi's Pocket LLC	Permit Application	05/29/2018	07/31/2018	09/04/2018	35
Lotus Garden	Permit Application	07/31/2018	08/31/2018		178
M&M Diner	Permit Application	07/31/2018	08/31/2018	12/13/2018	104
M&T Super Market	Permit Application	11/13/2018	12/10/2018		77
M&T Super Market	Pretreatment Plans	11/13/2018	12/10/2018		77
Mahr, Inc.	Other	01/23/2018	02/28/2018	02/08/2018	0
Mansolillo, Mansolillo & Mansolillo LLC	One-Time Compliance Report for Dental Facilities	08/21/2018	09/30/2018	09/20/2018	0
Martin S. Hanoian, DMD, Ltd.	One-Time Compliance Report for Dental Facilities	08/21/2018	09/30/2018	08/29/2018	0
Maya Guatemala, Inc.	Permit Application	07/24/2018	08/21/2018	10/17/2018	57
McAuley House	Permit Application	11/02/2018	11/30/2018	11/30/2018	0
McCormick & Schmick Restaurant	Permit Application	10/05/2018	11/02/2018	11/02/2018	0
McCormick & Schmick Restaurant	Repair Grease Trap	11/27/2018	12/21/2018	02/12/2019	53
Meller Optics, Inc.	Permit Application	08/10/2018	09/14/2018	09/06/2018	0
Mi Hacienda Restaurant	Install Pretreatment System	02/14/2018	04/13/2018	03/26/2018	0
Mi Quisqueya Supermarket	Permit Application	08/08/2018	09/06/2018	08/16/2018	0
Miriam Hospital	One-Time Compliance Report for Dental Facilities	08/21/2018	09/30/2018	10/17/2018	17
Miriam Hospital - West River Road	One-Time Compliance Report for Dental Facilities	08/21/2018	09/30/2018	10/17/2018	17
Monarch Metal Finishing Co. - Aurora St.	Resampling Results for _____	10/30/2018	12/18/2018	10/30/2018	0
Monarch Metal Finishing Co. - Aurora St.	Other	11/28/2018	12/20/2018	12/20/2018	0
Monarch Metal Finishing Co. - Aurora St.	Spill Control Plan	11/29/2018	01/11/2019	01/16/2019	5
Monarch Metal Finishing, Inc.	Other	02/01/2018	02/15/2018	02/22/2018	7
Monarch Metal Finishing, Inc.	Engineering Study	06/18/2018	07/13/2018	07/09/2018	0
Monarch Metal Finishing, Inc.	Engineering Study	06/18/2018	07/13/2018	07/09/2018	0
Monarch Metal Finishing, Inc.	Resampling Results for _____	09/13/2018	11/01/2018	09/20/2018	0
Monarch Metal Finishing, Inc.	Resampling Results for _____	09/13/2018	11/01/2018	09/20/2018	0
Montecristo Restaurant LLC	Install Sample Location	04/13/2018	05/14/2018		287
Montecristo Restaurant LLC	Pretreatment Plans	04/18/2018	12/20/2018	01/23/2019	34
Moran Foods, LLC	Other	05/09/2018	06/01/2018	07/25/2018	54
Moses Brown School	Permit Application	03/27/2018	04/27/2018	04/26/2018	0
Mundo de Cigar	Permit Application	10/05/2018	11/02/2018	12/20/2018	48
Muse Paintbar	Permit Application	10/04/2018	11/01/2018		116
Mutual Cornell	Facility Shut Down Plan Disposal Plan	01/02/2018	02/02/2018	01/05/2018	0
Mutual Cornell	Facility Shut Down Procedure Inventory	01/02/2018	02/02/2018	01/05/2018	0
Mutual Cornell	Permit Application	01/23/2018	02/28/2018	03/07/2018	7
Nathan Bishop Middle School	Permit Application	02/19/2018	03/20/2018	03/20/2018	10
Nettie's Kettle Corn, LLC	Permit Application	08/01/2018	08/31/2018	10/17/2018	47
New Harvest Coffee	Permit Application	03/30/2018	04/27/2018	05/14/2018	17
New Sky Market Inc.	Other	09/11/2018	10/04/2018	09/10/2018	0

**Field's Point
Requirements - 2018**

Company Name	Submittal	Issue Date	Due Date	Received Date	Days Late
New Volpe Tailoring and Cleaning	Permit Application	11/08/2018	11/30/2018	11/23/2018	0
NGC INC.	Permit Application	02/02/2018	03/02/2018	03/01/2018	0
Nickel, Brass and Copper Wire, LLC	Toxic Organic/Solvent Mgt Plan	01/30/2018	03/01/2018	03/14/2018	13
Nickel, Brass and Copper Wire, LLC	Spill Control Plan	01/30/2018	03/01/2018	03/22/2018	21
Nickel, Brass and Copper Wire, LLC	Sign & Return Report	01/30/2018	03/01/2018	03/12/2018	11
Norman Brice Seggel	One-Time Compliance Report for Dental Facilities	08/21/2018	09/30/2018	10/03/2018	3
North Providence Dental Associates	One-Time Compliance Report for Dental Facilities	08/21/2018	09/30/2018	08/27/2018	0
North Providence High School	Permit Application	01/12/2018	02/09/2018	03/27/2018	46
Oak 'N' Willow LLC	Permit Application	05/18/2018	06/15/2018	07/23/2018	38
Oak 'N' Willow LLC	Permit Application	07/23/2018	08/20/2018	11/15/2018	87
Old Canteen Restaurant	Permit Application	06/01/2018	07/02/2018	06/29/2018	0
Orbit Energy Rhode Island, LLC.	Permit Application	07/03/2018	07/31/2018	08/14/2018	14
Pauly Penta's Italian Deli	Permit Application	09/06/2018	10/05/2018	09/21/2018	0
Pediatric Dentistry	One-Time Compliance Report for Dental Facilities	08/21/2018	09/30/2018	09/17/2018	0
Pepper Dining, Inc.	Permit Application	03/16/2018	04/13/2018	03/30/2018	0
Perel & Bilder, Inc.	One-Time Compliance Report for Dental Facilities	08/21/2018	09/30/2018	09/07/2018	0
Periodontics, Inc.	One-Time Compliance Report for Dental Facilities	08/21/2018	09/30/2018	11/15/2018	46
Peter Pan Bus Lines	40 CFR 136 Notification	05/30/2018	06/15/2018	06/04/2018	0
Philip D. Barr, DDS	One-Time Compliance Report for Dental Facilities	11/05/2018	11/30/2018	11/09/2018	0
Pilgrim Screw Corporation	Resampling Results for _____	02/16/2018	04/09/2018	03/22/2018	0
Pilgrim Screw Corporation	Resampling Results for _____	03/02/2018	04/20/2018	03/22/2018	0
Pilgrim Screw Corporation	Resampling Results for _____	04/10/2018	05/29/2018	06/29/2018	31
Pilgrim Screw Corporation	Resampling Results for _____	04/10/2018	05/29/2018	05/29/2018	0
Pilgrim Screw Corporation	Other	07/18/2018	08/30/2018	07/23/2018	0
Pizza Palace	Permit Application	11/27/2018	12/28/2018	12/28/2018	0
Plainfield Donuts, Inc.	Permit Application	03/20/2018	04/17/2018	04/02/2018	0
Pranzi Catering	Permit Application	04/24/2018	05/25/2018	05/18/2018	0
PRI I	Permit Application	03/30/2018	04/27/2018	04/16/2018	0
PRI I, LP	Permit Application	03/30/2018	04/27/2018	04/16/2018	0
Price Rite	Resampling Results for _____	01/08/2018	03/02/2018	06/11/2018	101
Princess Enterprises II, Inc.	Permit Application	03/20/2018	04/17/2018	05/02/2018	15
Pristine Auto Salon	Other	06/08/2018	06/15/2018	06/12/2018	0
Prospect CharterCARE RWMC, LLC	One-Time Compliance Report for Dental Facilities	08/21/2018	09/30/2018	09/10/2018	0
Prospect CharterCARE RWMC, LLC	Permit Application	10/22/2018	11/20/2018	02/08/2019	80
Prospect CharterCARE RWMC, LLC (Maude)	One-Time Compliance Report for Dental Facilities	08/21/2018	09/30/2018	09/10/2018	0
Prospect CharterCARE RWMC, LLC (Maude)	Permit Application	10/22/2018	11/20/2018	02/08/2019	80
Prospect CharterCARE SJHSRI	One-Time Compliance Report for Dental Facilities	08/21/2018	09/30/2018	12/12/2018	73
Prospect CharterCARE SJHSRI	Permit Application	11/27/2018	12/25/2018	02/08/2019	45
Prospect CharterCARE SJHSRI, LLC	One-Time Compliance Report for Dental Facilities	08/21/2018	09/30/2018	09/10/2018	0
Prospect CharterCARE SJHSRI, LLC	Permit Application	10/26/2018	11/15/2018	02/08/2019	85
Providence Auto Body, Inc.	Permit Application	12/06/2018	01/15/2019	02/11/2019	27
Providence Career & Technical Academy	Permit Application	01/19/2018	02/16/2018	02/26/2018	10
Providence College - Hunt-Cavanagh	Permit Application	04/03/2018	04/30/2018	04/26/2018	0
Providence College - Italy Street	Permit Application	09/10/2018	10/10/2018	11/15/2018	36
Providence College - Schneider Arena	Permit Application	05/08/2018	06/08/2018	07/05/2018	27
Providence Dental Group	One-Time Compliance Report for Dental Facilities	07/27/2018	08/24/2018	08/02/2018	0
Providence Public Safety Complex	Permit Application	06/12/2018	07/10/2018	07/26/2018	16
Providence School Department	Permit Application	09/06/2018	10/05/2018	11/06/2018	32
Providence Schools	Pretreatment Plans	04/03/2018	05/07/2018	09/28/2018	144
Providence Specialty Products, LLC	Resampling Results for _____	01/03/2018	02/15/2018	02/02/2018	0
Providence Specialty Products, LLC	Resampling Results for _____	02/08/2018	03/29/2018	03/12/2018	0
Providence Specialty Products, LLC	Permit Application	04/13/2018	05/04/2018	06/28/2018	55
Providence Specialty Products, LLC	Other	05/15/2018	06/06/2018	06/12/2018	6
Providence Specialty Products, LLC	How to Comply	06/14/2018	07/15/2018	06/29/2018	0
Providence Specialty Products, LLC	Other	06/14/2018	06/30/2018	06/29/2018	0
Providence Water Supply Board	Resampling Results for _____	08/07/2018	09/28/2018	07/17/2018	0
Quality Spraying Technologies	Permit Application	06/01/2018	06/01/2018	06/29/2018	28
R & J Manufacturing Company	Permit Application	07/03/2018	07/31/2018	07/19/2018	0
R.I. Hospital - Hasbro Childrens	Permit Application	04/03/2018	04/30/2018	04/26/2018	0
R.I. Hospital - Hasbro Childrens	One-Time Compliance Report for Dental Facilities	08/21/2018	09/30/2018	09/18/2018	0
R.I.P.T.A. - Bus Cleaning	Permit Application	10/05/2018	11/09/2018	11/23/2018	14
Ran-Zan	Permit Application	11/01/2018	11/29/2018	11/29/2018	0
RCJ Inc.	Permit Application	01/26/2018	02/23/2018	02/02/2018	0
Reali's Fine Italian Cuisine	Permit Application	05/29/2018	06/29/2018	06/11/2018	0
Regency Plaza - East Building #3	Permit Application	04/20/2018	05/18/2018	07/16/2018	59
Regency Plaza - West Building #2	Permit Application	04/20/2018	05/18/2018	07/16/2018	59
Rhode Island College - Connection 4	One-Time Compliance Report for Dental Facilities	08/21/2018	09/30/2018	08/28/2018	0
Rhode Island Convention Center	Permit Application	03/20/2018	04/17/2018	03/29/2018	0
Rhode Island Hospital	One-Time Compliance Report for Dental Facilities	08/21/2018	09/30/2018	09/18/2018	0

**Field's Point
Requirements - 2018**

Company Name	Submittal	Issue Date	Due Date	Received Date	Days Late
Rhode Island Resource Recovery Corp.	Resampling Results for _____	07/02/2018	08/24/2018	08/22/2018	0
Ricci Family Dentistry	One-Time Compliance Report for Dental Facilities	07/25/2018	08/24/2018	08/29/2018	5
RISD - Refectory	Permit Application	09/20/2018	10/18/2018	10/03/2018	0
RISD - Winston Clock Tower	Permit Application	05/18/2018	06/15/2018	06/19/2018	4
RJ Franco Inc.	Permit Application	05/29/2018	06/29/2018	07/18/2018	19
Rogue Island Group LLC	Permit Application	02/19/2018	03/20/2018	05/07/2018	48
Rue Bis	Permit Application	07/24/2018	08/21/2018	08/06/2018	0
Samuel Sinclair Dental Center	Permit Application	02/16/2018	03/16/2018	03/16/2018	0
Samuel Sinclair Dental Center	One-Time Compliance Report for Dental Facilities	08/21/2018	09/30/2018	09/18/2018	0
Scarlet Restaurant	Repair Grease Trap	01/29/2018	02/26/2018	06/14/2018	108
Scarlet Restaurant	Repair Grease Trap	06/19/2018	07/10/2018	08/23/2018	44
Scialo Bros. Bakery	Resampling Results for _____	06/19/2018	08/07/2018	08/23/2018	16
Scrambler's II, Inc.	Permit Application	07/30/2018	01/31/2019		25
Sengduang, LLC	Permit Application	04/24/2018	05/15/2018	05/25/2018	10
Sengduang, LLC	Pretreatment Plans	08/30/2018	09/15/2018	10/01/2018	16
Sengduang, LLC	Install Pretreatment System	10/26/2018	11/09/2018	11/21/2018	12
Sengduang, LLC	Other	12/10/2018	12/15/2018	12/17/2018	2
Seven Sisters Restaurant	Permit Application	10/01/2018	10/29/2018	12/26/2018	58
SJM Brothers LLC	Permit Application	07/03/2018	08/03/2018	08/01/2018	0
SJM Brother's LLC	Permit Application	07/03/2018	08/03/2018	08/01/2018	0
Sophia Academy	Permit Application	08/10/2018	09/14/2018	08/27/2018	0
Spectrum Coatings Lab. Inc.	Permit Application	04/03/2018	04/30/2018	04/30/2018	0
Steven A. Sack, D.M.D	One-Time Compliance Report for Dental Facilities	08/21/2018	09/30/2018	08/24/2018	0
Steven W. Silverberg DDS	One-Time Compliance Report for Dental Facilities	08/21/2018	09/30/2018	10/09/2018	9
Stop & Shop Supermarket #703	Permit Application	04/20/2018	05/18/2018	06/25/2018	38
Subway (Atwood Ave.)	Permit Application	10/05/2018	11/02/2018	10/15/2018	0
Subway (Kennedy Plaza)	Permit Application	12/05/2018	01/02/2019	02/01/2019	30
Sun-Brite Laundromat	Permit Application	04/10/2018	05/08/2018	05/07/2018	0
Surface Coatings, LLC	Resampling Results for _____	01/25/2018	03/15/2018	03/07/2018	0
Surface Coatings, LLC	Spill Control Plan	05/21/2018	06/15/2018	07/16/2018	31
Surface Coatings, LLC	Other	08/30/2018	09/30/2018	09/21/2018	0
Surface Coatings, LLC	Engineering Study	12/21/2018	01/15/2019	01/09/2019	0
Swan Point Cemetery	Permit Application	10/05/2018	11/09/2018	10/19/2018	0
Tavares, LLC	Pretreatment Plans	12/12/2018	01/11/2019	01/29/2019	18
Tercat Tool & Die Company, Inc.	Permit Application	01/12/2018	02/09/2018	02/01/2018	0
The Aesthetic Dental Studio of RI	One-Time Compliance Report for Dental Facilities	08/21/2018	09/30/2018	09/06/2018	0
The Birch Group, LLC	Permit Application	04/10/2018	05/08/2018	04/23/2018	0
The Corporate Cafe'	Permit Application	06/01/2018	07/02/2018	06/26/2018	0
The Family Cake, LLC	Permit Application	04/20/2018	05/31/2018	04/30/2018	0
The Pizza Gourmet	Permit Application	03/30/2018	04/27/2018	05/04/2018	7
The Providence Center	Permit Application	10/01/2018	10/29/2018	02/11/2019	105
Thomas C. Slater Compassion Center	Permit Application	05/11/2018	06/15/2018	07/18/2018	33
Thomas S. Mulvey DDS LLC	One-Time Compliance Report for Dental Facilities	08/21/2018	09/30/2018	09/19/2018	0
Town Hall Laundromat	Permit Application	04/24/2018	05/15/2018	06/08/2018	24
Town Laundry	Permit Application	04/24/2018	05/25/2018	06/25/2018	31
Tri-Jay Company	Resampling Results for _____	01/30/2018	03/20/2018	03/15/2018	0
Tri-Jay Company	Permit Application	04/13/2018	05/04/2018	04/30/2018	0
Trinity Management Co., LLC	Permit Application	04/24/2018	05/25/2018	05/11/2018	0
True Bagels, Inc.	Permit Application	07/24/2018	08/21/2018	08/29/2018	8
Underground Billiards, LLC	Permit Application	05/04/2018	06/01/2018	09/04/2018	95
Unique Plating Company	Resampling Results for _____	09/13/2018	11/02/2018	10/15/2018	0
Waffle	Permit Application	01/16/2018	04/16/2018	05/11/2018	25
Waffle	Pretreatment Plans	06/08/2018	06/29/2018	06/19/2018	0
Wendy's International, Inc. (Eddy)	Permit Application	09/20/2018	10/18/2018	10/31/2018	13
Wendy's International, Inc. (Manton)	Permit Application	09/20/2018	10/18/2018	10/31/2018	13
West Side Diner	Permit Application	03/30/2018	04/27/2018	07/19/2018	83
White Niagara LLC	Pretreatment Plans	03/19/2018	04/16/2018	04/26/2018	10
White Niagara LLC	Permit Application	03/19/2018	04/16/2018	04/26/2018	10
WVCB	Permit Application	02/16/2018	03/16/2018	03/15/2018	0
WVCB	Signed Permit	07/18/2018	08/16/2018	08/20/2018	4
Xeros Inc.	Permit Application	01/05/2018	01/22/2018	01/22/2018	0
Ximedica	Resampling Results for _____	01/12/2018	03/02/2018	02/23/2018	0
Ximedica	Permit Application	07/20/2018	08/24/2018	08/22/2018	0
Yacht Club Beverages	Permit Application	02/20/2018	03/20/2018	03/22/2018	2
YAD International LLC	Pretreatment Plans	12/13/2018	12/30/2018	12/24/2018	0
YAD International LLC	Permit Application	12/13/2018	12/30/2018	12/24/2018	0
Zumstein Family Dentistry	One-Time Compliance Report for Dental Facilities	08/21/2018	09/30/2018	09/12/2018	0

USER LATE REPORTS

BUCKLIN POINT

**Bucklin Point
Late Reports - 2018**

Company Name	Report Type	Sample Location	Month/Year Satisfied	Sample Type	Sample Date	Due Date	Received Date	Days Late
3 Flags Bakery	Sample	Sample Location # 1	MAR-2018	Grab	04/19/2018	04/30/2018	05/11/2018	11
3 Flags Bakery	Sample	Sample Location # 1	SEP-2018	Grab	10/31/2018	10/30/2018	11/19/2018	20
Accent Plating Company	pH	Sample Location # 1	JAN-2018	Not Applicable	Not Applicable	03/02/2018	03/23/2018	21
Accent Plating Company	pH	Sample Location # 1	FEB-2018	Not Applicable	Not Applicable	03/30/2018	04/05/2018	6
Accent Plating Company	pH	Sample Location # 1	SEP-2018	Not Applicable	Not Applicable	10/30/2018	11/01/2018	2
Accent Plating Company	pH	Sample Location # 1	NOV-2018	Not Applicable	Not Applicable	12/30/2018	01/07/2019	8
Accu-Care Supply	pH	Sample Location # 1	FEB-2018	Not Applicable	Not Applicable	03/30/2018	04/02/2018	3
Accu-Care Supply	pH	Sample Location # 1	APR-2018	Not Applicable	Not Applicable	05/30/2018	05/31/2018	1
Accu-Care Supply	Sample	Sample Location # 1	APR-2018	Grab	04/01/2018	05/30/2018	05/31/2018	1
Accu-Care Supply	pH	Sample Location # 1	AUG-2018	Not Applicable	Not Applicable	09/30/2018	10/01/2018	1
Accu-Care Supply	pH	Sample Location # 1	SEP-2018	Not Applicable	Not Applicable	10/30/2018	11/01/2018	2
Accu-Care Supply	pH	Sample Location # 1	OCT-2018	Not Applicable	Not Applicable	11/30/2018	12/03/2018	3
Accu-Care Supply	Sample	Sample Location # 1	OCT-2018	Grab	10/01/2018	11/30/2018	12/03/2018	3
ACS Industries, Inc.	Sample	Sample Location # 1	JUL-2018	Grab	07/01/2018	08/30/2018	09/14/2018	15
Amica Mutual Insurance Co. - 25	Sample	Sample Location # 1	JAN-2018	Grab	01/12/2018	03/02/2018	03/22/2018	20
Amica Mutual Insurance Co.-100	Sample	Sample Location # 1	JAN-2018	Grab	01/12/2018	03/02/2018	03/22/2018	20
Aspen Aerogels Rhode Island, LLC	pH	Sample Location # 1	JUN-2018	Not Applicable	Not Applicable	07/30/2018	08/01/2018	2
Bachini's Bakery	Sample	Sample Location # 1	MAY-2018	Grab	07/26/2018	06/30/2018	08/06/2018	37
Bachini's Bakery	Sample	Sample Location # 1	NOV-2018	Grab	12/31/2018	12/30/2018	01/08/2019	9
Bliss Manufacturing Co., Inc.	Sample	Sample Location # 1	DEC-2018	Composite	12/19/2018	01/30/2019	02/06/2019	7
C & P Enterprises	Sample	Sample Location # 1	JAN-2018	Grab	04/04/2018	03/02/2018	04/11/2018	40
C & P Enterprises	Sample	Sample Location # 1	JUL-2018	Grab	10/26/2018	08/30/2018	10/30/2018	61
Cala Fruit Distributors, Inc.	Sample	Sample Location # 1	JAN-2018	Grab	04/10/2018	03/02/2018	04/10/2018	39
Cala Fruit Distributors, Inc.	Sample	Sample Location # 1	JUL-2018	Composite	09/18/2018	08/30/2018	09/18/2018	19
Care New England Health System	Sample	Sample Location # 3	APR-2018	Grab	05/10/2018	05/30/2018	06/04/2018	5
Care New England Health System	Sample	Sample Location # 4	APR-2018	Grab	05/10/2018	05/30/2018	06/04/2018	5
Catanzaros Food Products, Inc.	Sample	Sample Location # 1	JAN-2018	Grab	05/08/2018	03/02/2018	05/23/2018	82
Catanzaros Food Products, Inc.	Sample	Sample Location # 1	JUL-2018	Grab	09/24/2018	08/30/2018	10/12/2018	43
Central Auto Radiator, Inc.	pH	Sample Location # 1	FEB-2018	Not Applicable	Not Applicable	03/30/2018	04/17/2018	18
Central Auto Radiator, Inc.	pH	Sample Location # 1	APR-2018	Not Applicable	Not Applicable	05/30/2018	06/15/2018	16
Central Auto Radiator, Inc.	Sample	Sample Location # 1	APR-2018	Grab	04/30/2018	05/30/2018	06/18/2018	19
Central Auto Radiator, Inc.	pH	Sample Location # 1	JUN-2018	Not Applicable	Not Applicable	07/30/2018	08/10/2018	11
Central Auto Radiator, Inc.	pH	Sample Location # 1	OCT-2018	Not Applicable	Not Applicable	11/30/2018	12/10/2018	10
Central Auto Radiator, Inc.	Sample	Sample Location # 1	OCT-2018	Grab	10/31/2018	11/30/2018	12/10/2018	10
Central Auto Radiator, Inc.	pH	Sample Location # 1	DEC-2018	Not Applicable	Not Applicable	01/30/2019	02/12/2019	13
Cintas Corporation	pH	Sample Location # 1	APR-2018	Not Applicable	Not Applicable	05/30/2018	06/01/2018	2
Cintas Corporation	Sample	Sample Location # 1	APR-2018	Composite	04/26/2018	05/30/2018	06/01/2018	2
Cintas Corporation	pH	Sample Location # 1	JUL-2018	Not Applicable	Not Applicable	08/30/2018	09/06/2018	7
Cintas Corporation	Sample	Sample Location # 1	JUL-2018	Composite	07/09/2018	08/30/2018	08/31/2018	1
Cintas Corporation	pH	Sample Location # 1	NOV-2018	Not Applicable	Not Applicable	12/30/2018	12/31/2018	1
Cintas Corporation	Sample	Sample Location # 1	NOV-2018	Composite	11/29/2018	12/30/2018	12/31/2018	1
Comfort Dental II	Dental BMP Certification	Not Applicable	APR-2018	Not Applicable	Not Applicable	05/30/2018	06/05/2018	6

**Bucklin Point
Late Reports - 2018**

Company Name	Report Type	Sample Location	Month/Year Satisfied	Sample Type	Sample Date	Due Date	Received Date	Days Late
Conopco, Inc. (Site #1)	Sample	Sample Location # 1	NOV-2018	Composite	11/27/2018	12/30/2018	01/02/2019	3
Creative Stone Countertops Inc.	Zero Discharge Certification	Not Applicable	JAN-2018	Not Applicable	Not Applicable	03/02/2018	03/09/2018	7
Creative Stone Countertops Inc.	Zero Discharge Certification	Not Applicable	JUL-2018	Not Applicable	Not Applicable	08/30/2018	09/12/2018	13
Crooked Current Brewery	Sample	Sample Location # 1	APR-2018	Grab	06/05/2018	05/30/2018	06/21/2018	22
Crooked Current Brewery	Sample	Sample Location # 1	OCT-2018	Grab	12/17/2018	11/30/2018	01/04/2019	35
Dave's Marketplace	Sample	Sample Location # 1	JAN-2018	Grab	03/12/2018	03/02/2018	03/14/2018	12
Denison Acquisition Company, LLC	pH	Sample Location # 1	JAN-2018	Not Applicable	Not Applicable	03/02/2018	03/26/2018	24
Dental Group of Pawtucket	Dental BMP Certification	Not Applicable	DEC-2017	Not Applicable	Not Applicable	01/30/2018	03/07/2018	36
Dental Group of Pawtucket	Dental BMP Certification	Not Applicable	DEC-2018	Not Applicable	Not Applicable	01/30/2019	02/19/2019	20
Diamond Hill Dental & Associates	Dental BMP Certification	Not Applicable	JUN-2018	Not Applicable	Not Applicable	07/30/2018	08/03/2018	4
Dr. Anita N. Vasvani, D.M.D.	Dental BMP Certification	Not Applicable	MAR-2018	Not Applicable	Not Applicable	04/30/2018	05/08/2018	8
Dupuis Oil	Sample	Sample Location # 1	APR-2018	Grab	05/09/2018	05/30/2018	06/27/2018	28
Eglantina Kica, D.M.D.	Dental BMP Certification	Not Applicable	NOV-2018	Not Applicable	Not Applicable	12/30/2018	01/10/2019	11
Finest Seafood Market & Grille	Sample	Sample Location # 1	APR-2018	Grab	04/01/2018	05/30/2018	06/27/2018	28
Finlay Extracts & Ingredients USA, Inc.	Sample	Sample Location # 2	JUL-2018	Grab	08/24/2018	08/30/2018	09/10/2018	11
Foolproof Brewing Co., LLC	Sample	Sample Location # 1	JAN-2018	Grab	02/14/2018	03/02/2018	03/16/2018	14
Foolproof Brewing Co., LLC	Sample	Sample Location # 1	JUL-2018	Grab	09/07/2018	08/30/2018	09/20/2018	21
General Cable Industries, LLC	Sample	Sample Location # 1	NOV-2018	Composite	11/01/2018	12/30/2018	01/19/2019	20
Gerard A. Belhumeur, DDS	Sample	Sample Location # 1	OCT-2018	Grab	10/01/2018	11/30/2018	12/11/2018	11
Highridge Swim & Tennis Club	Sample	Sample Location # 1	JUL-2018	Grab	07/01/2018	08/30/2018	09/28/2018	29
HM Vincent, DMD, LLC	Dental BMP Certification	Not Applicable	DEC-2018	Not Applicable	Not Applicable	01/30/2019	02/08/2019	9
Hope Global	Sample	Sample Location # 1	OCT-2018	Composite	10/23/2018	11/30/2018	12/07/2018	7
Hope Global	Sample	Sample Location # 2	OCT-2018	Grab	10/23/2018	11/30/2018	12/07/2018	7
Hope Global	Sample	Sample Location # 3	OCT-2018	Grab	10/23/2018	11/30/2018	12/07/2018	7
Hord Crystal Corporation	pH	Sample Location # 1	SEP-2018	Not Applicable	Not Applicable	10/30/2018	11/15/2018	16
Impact Custom Apparel, LLC	Sample	Sample Location # 1	OCT-2018	Grab	10/11/2018	11/30/2018	01/22/2019	53
International Meat Market	Sample	Sample Location # 1	APR-2018	Grab	04/26/2018	05/30/2018	06/13/2018	14
International Meat Market	Sample	Sample Location # 2	APR-2018	Grab	04/26/2018	05/30/2018	06/13/2018	14
Isle Brewers Guild	Sample	Sample Location # 1	JAN-2018	Composite	01/29/2018	03/02/2018	03/28/2018	26
Isle Brewers Guild	pH	Sample Location # 1	MAY-2018	Not Applicable	Not Applicable	06/30/2018	07/05/2018	5
Isle Brewers Guild	pH	Sample Location # 1	JUN-2018	Not Applicable	Not Applicable	07/30/2018	08/01/2018	2
Isle Brewers Guild	Sample	Sample Location # 1	OCT-2018	Composite	10/31/2018	11/30/2018	12/20/2018	20
J.I.F. Investment Co., Inc.	Sample	Sample Location # 1	APR-2018	Grab	06/05/2018	05/30/2018	06/05/2018	6
JAR Bakers Supply	Sample	Sample Location # 1	APR-2018	Grab	05/21/2018	05/30/2018	06/11/2018	12
JAR Bakers Supply	Sample	Sample Location # 1	OCT-2018	Grab	01/11/2019	11/30/2018	01/28/2019	59
John H. Collins & Sons Company	Sample	Sample Location # 1	JAN-2018	Composite	01/24/2018	03/02/2018	03/05/2018	3
K&W Webbing Company	pH	Sample Location # 1	MAR-2018	Not Applicable	Not Applicable	04/30/2018	05/04/2018	4
K&W Webbing Company	pH	Sample Location # 1	JUL-2018	Not Applicable	Not Applicable	08/30/2018	09/07/2018	8
K&W Webbing Company	pH	Sample Location # 1	SEP-2018	Not Applicable	Not Applicable	10/30/2018	11/02/2018	3
K&W Webbing Company	pH	Sample Location # 1	NOV-2018	Not Applicable	Not Applicable	12/30/2018	01/10/2019	11
K&W Webbing Company	pH	Sample Location # 1	DEC-2018	Not Applicable	Not Applicable	01/30/2019	02/08/2019	9
Kenneth Castellucci & Associates, Inc.	Zero Discharge Certification	Not Applicable	JUN-2018	Not Applicable	Not Applicable	07/30/2018	08/01/2018	2

**Bucklin Point
Late Reports - 2018**

Company Name	Report Type	Sample Location	Month/Year Satisfied	Sample Type	Sample Date	Due Date	Received Date	Days Late
Kenneth Castellucci & Associates, Inc.	Zero Discharge Certification	Not Applicable	DEC-2018	Not Applicable	Not Applicable	01/30/2019	02/15/2019	16
Kitchen & Counter Top Center of N.E.	Zero Discharge Certification	Not Applicable	APR-2018	Not Applicable	Not Applicable	05/30/2018	06/27/2018	28
Kitchen & Counter Top Center of N.E.	Zero Discharge Certification	Not Applicable	OCT-2018	Not Applicable	Not Applicable	11/30/2018	12/12/2018	12
Lindbergh Auto Body, Inc.	Sample	Sample Location # 1	JAN-2018	Grab	03/09/2018	03/02/2018	03/19/2018	17
Lindsay Ciombor Brislin, DMD	Sample	Sample Location # 2	OCT-2018	Grab	12/12/2018	11/30/2018	12/17/2018	17
Lydia A. Klufas, DDS	Dental BMP Certification	Not Applicable	DEC-2018	Not Applicable	Not Applicable	01/30/2019		26
M & M NY System	Sample	Sample Location # 1	JUL-2018	Grab	08/07/2018	08/30/2018	09/14/2018	15
Main Street Market, Inc.	Sample	Sample Location # 1	JAN-2018	Grab	03/07/2018	03/02/2018	03/20/2018	18
Main Street Market, Inc.	Sample	Sample Location # 1	JUL-2018	Grab	08/28/2018	08/30/2018	09/27/2018	28
MDB-T LLC	Sample	Sample Location # 1	JAN-2018	Grab	03/19/2018	03/02/2018	04/24/2018	53
MDB-T LLC	Sample	Sample Location # 1	JUL-2018	Grab	07/16/2018	08/30/2018	09/13/2018	14
Michael Healy Designs, Inc.	Zero Discharge Certification	Not Applicable	FEB-2018	Not Applicable	Not Applicable	03/30/2018	04/05/2018	6
Michael Healy Designs, Inc.	Zero Discharge Certification	Not Applicable	APR-2018	Not Applicable	Not Applicable	05/30/2018	06/01/2018	2
Michael Healy Designs, Inc.	Zero Discharge Certification	Not Applicable	MAY-2018	Not Applicable	Not Applicable	06/30/2018	07/12/2018	12
Michael Healy Designs, Inc.	Zero Discharge Certification	Not Applicable	SEP-2018	Not Applicable	Not Applicable	10/30/2018	11/27/2018	28
Michael Healy Designs, Inc.	Zero Discharge Certification	Not Applicable	NOV-2018	Not Applicable	Not Applicable	12/30/2018	01/07/2019	8
Michael's Meats	Sample	Sample Location # 1	JAN-2018	Grab	01/17/2018	03/02/2018	05/01/2018	60
Michael's Meats	Sample	Sample Location # 1	JUL-2018	Grab	07/25/2018	08/30/2018	09/04/2018	5
Mirror Image	Sample	Sample Location # 1	APR-2018	Grab	08/20/2018	05/30/2018	01/08/2019	223
Mirror Image	Sample	Sample Location # 1	OCT-2018	Grab	01/06/2019	11/30/2018	02/11/2019	73
New England Linen Supply, Inc.	pH	Sample Location # 1	AUG-2018	Not Applicable	Not Applicable	09/30/2018	10/04/2018	4
New England Linen Supply, Inc.	Sample	Sample Location # 1	AUG-2018	Grab	08/22/2018	09/30/2018	10/04/2018	4
North American Salt & Fresh Fish Corp.	Sample	Sample Location # 1	JAN-2018	Grab	04/24/2018	03/02/2018	04/26/2018	55
Northeast Knitting, Inc.	pH	Sample Location # 1	NOV-2018	Not Applicable	Not Applicable	12/30/2018	01/24/2019	25
Organic Dyes and Pigments, LLC.	pH	Sample Location # 1	SEP-2018	Not Applicable	Not Applicable	10/30/2018	11/08/2018	9
Organic Dyes and Pigments, LLC.	Sample	Sample Location # 1	SEP-2018	Composite	09/01/2018	10/30/2018	11/08/2018	9
Organic Dyes and Pigments, LLC.	Sample	Sample Location # 1	SEP-2018	Grab	11/01/2018	10/30/2018	12/08/2018	39
Orion Retail	Zero Discharge Certification	Not Applicable	OCT-2018	Not Applicable	Not Applicable	11/30/2018	12/07/2018	7
Paul G. Roque, DDS	Dental BMP Certification	Not Applicable	NOV-2018	Not Applicable	Not Applicable	12/30/2018	01/09/2019	10
Paulo J. DaRosa, DDS	Dental BMP Certification	Not Applicable	DEC-2017	Not Applicable	Not Applicable	01/30/2018	02/07/2018	8
Paulo J. DaRosa, DDS	Dental BMP Certification	Not Applicable	DEC-2018	Not Applicable	Not Applicable	01/30/2019	02/14/2019	15
Pawtucket Lion Pizza, Inc.	Sample	Sample Location # 1	APR-2018	Grab	06/10/2018	05/30/2018	06/27/2018	28
Pawtucket Power Associates	pH	Sample Location # 1	JUL-2018	Not Applicable	Not Applicable	08/30/2018	09/06/2018	7
Pawtucket Power Associates	pH	Sample Location # 2	JUL-2018	Not Applicable	Not Applicable	08/30/2018	09/06/2018	7
Pawtucket Power Associates	Sample	Sample Location # 1	JUL-2018	Composite	07/01/2018	08/30/2018	09/06/2018	7
Pawtucket Power Associates	Sample	Sample Location # 4	JUL-2018	Composite	07/01/2018	08/30/2018	09/06/2018	7
Pawtucket Power Associates	Cooling Tower Chemical Certification	Not Applicable	JUL-2018	Not Applicable	Not Applicable	08/30/2018	09/06/2018	7
Philip J. Calabro, D.M.D.	Dental BMP Certification	Not Applicable	APR-2018	Not Applicable	Not Applicable	05/30/2018	06/06/2018	7
Piatek Machine Co., Inc.	Zero Discharge Certification	Not Applicable	APR-2018	Not Applicable	Not Applicable	05/30/2018	06/07/2018	8
Piatek Machine Co., Inc.	Zero Discharge Certification	Not Applicable	OCT-2018	Not Applicable	Not Applicable	11/30/2018	12/13/2018	13
Poly/Sperse, Corp.	pH	Sample Location # 1	SEP-2018	Not Applicable	Not Applicable	10/30/2018	11/09/2018	10
Precision Polishing & Ornament	Zero Discharge Certification	Not Applicable	JUN-2018	Not Applicable	Not Applicable	07/30/2018	08/08/2018	9

**Bucklin Point
Late Reports - 2018**

Company Name	Report Type	Sample Location	Month/Year Satisfied	Sample Type	Sample Date	Due Date	Received Date	Days Late
Precision Polishing & Ornament	Zero Discharge Certification	Not Applicable	DEC-2018	Not Applicable	Not Applicable	01/30/2019	02/12/2019	13
R & D Manufacturing, Inc.	Zero Discharge Certification	Not Applicable	JUN-2018	Not Applicable	Not Applicable	07/30/2018	08/14/2018	15
R & D Manufacturing, Inc.	Zero Discharge Certification	Not Applicable	AUG-2018	Not Applicable	Not Applicable	09/30/2018	10/24/2018	24
R & D Manufacturing, Inc.	Zero Discharge Certification	Not Applicable	OCT-2018	Not Applicable	Not Applicable	11/30/2018	01/10/2019	41
R & D Manufacturing, Inc.	Zero Discharge Certification	Not Applicable	NOV-2018	Not Applicable	Not Applicable	12/30/2018	01/10/2019	11
Rand Whitney Southeast Container, LLC	Sample	Sample Location # 1	JUL-2018	Grab	09/19/2018	08/30/2018	09/24/2018	25
RIDCO Casting Co.	pH	Sample Location # 1	JUN-2018	Not Applicable	Not Applicable	07/30/2018	08/08/2018	9
Rumford Dental	Dental BMP Certification	Not Applicable	JUL-2018	Not Applicable	Not Applicable	08/30/2018	09/06/2018	7
School Street Warehouse, LLC	Sample	Sample Location # 1	APR-2018	Grab	06/14/2018	05/30/2018	06/29/2018	30
School Street Warehouse, LLC	Sample	Sample Location # 1	OCT-2018	Grab	12/18/2018	11/30/2018	01/02/2019	33
Sonid LLC	Sample	Sample Location # 1	APR-2018	Grab	05/11/2018	05/30/2018	07/05/2018	36
Stolberger, Inc.	Sample	Sample Location # 1	JUL-2018	Grab	09/17/2018	08/30/2018	09/17/2018	18
Stop & Shop Supermarket #704	Sample	Sample Location # 1	JUN-2018	Grab	06/27/2018	07/30/2018	07/31/2018	1
Stop & Shop Supermarket #704	Sample	Sample Location # 1	JUN-2018	Grab	07/05/2018	07/30/2018	07/31/2018	1
Stop & Shop Supermarket #704	Sample	Sample Location # 1	JUN-2018	Grab	07/10/2018	07/30/2018	07/31/2018	1
Stop & Shop Supermarket #704	Sample	Sample Location # 1	JUN-2018	Grab	07/17/2018	07/30/2018	07/31/2018	1
Stop & Shop Supermarket #704	Sample	Sample Location # 1	JUN-2018	Grab	07/23/2018	07/30/2018	10/25/2018	87
Stop & Shop Supermarket #704	Sample	Sample Location # 1	DEC-2018	Grab	12/18/2018	01/30/2019	01/31/2019	1
Stop & Shop Supermarket #710	Sample	Sample Location # 1	JUN-2018	Grab	06/20/2018	07/30/2018	07/31/2018	1
Stop & Shop Supermarket #710	Sample	Sample Location # 1	JUN-2018	Grab	06/27/2018	07/30/2018	07/31/2018	1
Stop & Shop Supermarket #710	Sample	Sample Location # 1	JUN-2018	Grab	07/05/2018	07/30/2018	07/31/2018	1
Stop & Shop Supermarket #710	Sample	Sample Location # 1	JUN-2018	Grab	07/10/2018	07/30/2018	07/31/2018	1
Stop & Shop Supermarket #710	Sample	Sample Location # 1	JUN-2018	Grab	07/17/2018	07/30/2018	07/31/2018	1
Stop & Shop Supermarket #710	Sample	Sample Location # 1	JUN-2018	Grab	07/23/2018	07/30/2018	10/25/2018	87
Stop & Shop Supermarket #710	Sample	Sample Location # 1	JUN-2018	Grab	08/01/2018	07/30/2018	10/25/2018	87
Stop & Shop Supermarket #710	Sample	Sample Location # 1	JUN-2018	Grab	08/14/2018	07/30/2018	10/25/2018	87
Stop & Shop Supermarket #710	Sample	Sample Location # 1	JUN-2018	Grab	08/21/2018	07/30/2018	10/25/2018	87
Stop & Shop Supermarket #710	Sample	Sample Location # 1	JUN-2018	Grab	08/28/2018	07/30/2018	10/25/2018	87
Stop & Shop Supermarket #710	Sample	Sample Location # 1	JUN-2018	Grab	09/10/2018	07/30/2018	10/25/2018	87
Stop & Shop Supermarket #710	Sample	Sample Location # 1	JUN-2018	Grab	09/21/2018	07/30/2018	10/25/2018	87
Stop & Shop Supermarket #710	Sample	Sample Location # 1	JUN-2018	Grab	10/01/2018	07/30/2018	10/25/2018	87
Stop & Shop Supermarket #710	Sample	Sample Location # 1	JUN-2018	Grab	10/09/2018	07/30/2018	10/25/2018	87
Stop & Shop Supermarket #710	Sample	Sample Location # 1	DEC-2018	Grab	12/13/2018	01/30/2019	01/31/2019	1
Stop & Shop Supermarket #712	Sample	Sample Location # 1	JUN-2018	Grab	06/20/2018	07/30/2018	07/31/2018	1
Stop & Shop Supermarket #712	Sample	Sample Location # 1	JUN-2018	Grab	07/02/2018	07/30/2018	07/31/2018	1
Stop & Shop Supermarket #712	Sample	Sample Location # 1	JUN-2018	Grab	07/10/2018	07/30/2018	07/31/2018	1
Stop & Shop Supermarket #712	Sample	Sample Location # 1	JUN-2018	Grab	07/17/2018	07/30/2018	07/31/2018	1
Stop & Shop Supermarket #712	Sample	Sample Location # 1	JUN-2018	Grab	07/23/2018	07/30/2018	10/25/2018	87
Stop & Shop Supermarket #712	Sample	Sample Location # 1	DEC-2018	Grab	12/18/2018	01/30/2019	01/31/2019	1
Summit Manufacturing Corporation	pH	Sample Location # 1	MAR-2018	Not Applicable	Not Applicable	04/30/2018	05/03/2018	3
Summit Manufacturing Corporation	Sample	Sample Location # 1	MAR-2018	Composite	03/30/2018	04/30/2018	05/03/2018	3
Summit Manufacturing Corporation	Sample	Sample Location # 1	AUG-2018	Composite	08/31/2018	09/30/2018	10/12/2018	12

**Bucklin Point
Late Reports - 2018**

Company Name	Report Type	Sample Location	Month/Year Satisfied	Sample Type	Sample Date	Due Date	Received Date	Days Late
Summit Manufacturing Corporation	pH	Sample Location # 1	NOV-2018	Not Applicable	Not Applicable	12/30/2018	01/04/2019	5
Summit Manufacturing Corporation	Sample	Sample Location # 1	NOV-2018	Composite	11/30/2018	12/30/2018	01/04/2019	5
Tastex Corporation	pH	Sample Location # 1	APR-2018	Not Applicable	Not Applicable	05/30/2018	06/01/2018	2
Tastex Corporation	Sample	Sample Location # 1	APR-2018	Grab	04/19/2018	05/30/2018	06/01/2018	2
Tastex Corporation	pH	Sample Location # 1	MAY-2018	Not Applicable	Not Applicable	06/30/2018	07/09/2018	9
Tastex Corporation	pH	Sample Location # 1	OCT-2018	Not Applicable	Not Applicable	11/30/2018	12/06/2018	6
Tastex Corporation	Sample	Sample Location # 1	OCT-2018	Grab	10/23/2018	11/30/2018	12/06/2018	6
Texcel Industries, Inc.	pH	Sample Location # 1	FEB-2018	Not Applicable	Not Applicable	03/30/2018	04/16/2018	17
Texcel Industries, Inc.	Sample	Sample Location # 1	APR-2018	Grab	06/11/2018	05/30/2018	06/22/2018	23
Texcel Industries, Inc.	pH	Sample Location # 1	OCT-2018	Not Applicable	Not Applicable	11/30/2018	12/04/2018	4
The Car Store, Inc.	Sample	Sample Location # 1	APR-2018	Grab	04/02/2018	05/30/2018	06/07/2018	8
The INSCO Group	Sample	Sample Location # 1	APR-2018	Grab	05/02/2018	05/30/2018	06/05/2018	6
The INSCO Group	Sample	Sample Location # 1	APR-2018	Grab	05/09/2018	05/30/2018	06/05/2018	6
The INSCO Group	Sample	Sample Location # 1	APR-2018	Grab	05/16/2018	05/30/2018	06/05/2018	6
The INSCO Group	Sample	Sample Location # 1	APR-2018	Grab	05/23/2018	05/30/2018	06/05/2018	6
The Okonite Company	Sample	Sample Location # 1	JAN-2018	Composite	01/03/2018	03/02/2018	03/09/2018	7
The Stop & Shop Supermarket Co. LLC	Sample	Sample Location # 1	JUN-2018	Grab	06/20/2018	07/30/2018	07/31/2018	1
The Stop & Shop Supermarket Co. LLC	Sample	Sample Location # 1	DEC-2018	Grab	12/31/2018	01/30/2019	01/31/2019	1
Tiffany and Company	pH	Sample Location # 1	OCT-2018	Not Applicable	Not Applicable	11/30/2018	12/04/2018	4
Tiffany and Company	Sample	Sample Location # 1	OCT-2018	Composite	10/03/2018	11/30/2018	12/04/2018	4
Tracey Gear Inc.	Zero Discharge Certification	Not Applicable	JAN-2018	Not Applicable	Not Applicable	03/02/2018	03/12/2018	10
V. George Rustigian Rugs Inc. - Meeting Street	pH	Sample Location # 1	MAR-2018	Not Applicable	Not Applicable	04/30/2018	06/25/2018	56
V. George Rustigian Rugs Inc. - Meeting Street	pH	Sample Location # 2	MAR-2018	Not Applicable	Not Applicable	04/30/2018	06/25/2018	56
V. George Rustigian Rugs Inc. - Meeting Street	pH	Sample Location # 1	APR-2018	Not Applicable	Not Applicable	05/30/2018	06/25/2018	26
V. George Rustigian Rugs Inc. - Meeting Street	pH	Sample Location # 2	APR-2018	Not Applicable	Not Applicable	05/30/2018	06/25/2018	26
V. George Rustigian Rugs Inc. - Meeting Street	pH	Sample Location # 1	JUN-2018	Not Applicable	Not Applicable	07/30/2018	08/10/2018	11
V. George Rustigian Rugs Inc. - Meeting Street	pH	Sample Location # 2	JUN-2018	Not Applicable	Not Applicable	07/30/2018	08/10/2018	11
V. George Rustigian Rugs Inc. - Meeting Street	pH	Sample Location # 1	AUG-2018	Not Applicable	Not Applicable	09/30/2018	10/31/2018	31
V. George Rustigian Rugs Inc. - Meeting Street	pH	Sample Location # 2	AUG-2018	Not Applicable	Not Applicable	09/30/2018	10/31/2018	31
V. George Rustigian Rugs Inc. - Meeting Street	pH	Sample Location # 1	SEP-2018	Not Applicable	Not Applicable	10/30/2018	10/31/2018	1
V. George Rustigian Rugs Inc. - Meeting Street	pH	Sample Location # 2	SEP-2018	Not Applicable	Not Applicable	10/30/2018	10/31/2018	1
Village Press	Sample	Sample Location # 1	JAN-2018	Grab	01/23/2018	03/02/2018	03/19/2018	17
VIP Car Wash	Sample	Sample Location # 1	AUG-2018	Grab	08/24/2018	09/30/2018	10/01/2018	1
Water Works Car Wash	Sample	Sample Location # 1	JAN-2018	Grab	01/29/2018	03/02/2018	03/19/2018	17
Water Works Car Wash	Sample	Sample Location # 1	JUL-2018	Grab	07/30/2018	08/30/2018	09/25/2018	26
William B. Chan DMD	Dental BMP Certification	Not Applicable	OCT-2018	Not Applicable	Not Applicable	11/30/2018	12/20/2018	20
William Naughton, DDS	Dental BMP Certification	Not Applicable	OCT-2018	Not Applicable	Not Applicable	11/30/2018	12/28/2018	28
Xelapan Bakery and Convenience	Sample	Sample Location # 1	JUN-2018	Grab	07/22/2018	07/30/2018	08/06/2018	7
Zaccagnini's Pastry Shoppe	Sample	Sample Location # 1	APR-2018	Grab	06/07/2018	05/30/2018	08/22/2018	84
Zebra Technologies Corporation	Sample	Sample Location # 1	NOV-2018	Grab	11/13/2018	12/30/2018	01/10/2019	11

USER REQUIREMENTS

BUCKLIN POINT

**Bucklin Point
Requirements - 2018**

Company Name	Submittal	Issue Date	Due Date	Received Date	Days Late
Accent Plating Company	Permit Application	12/04/2018	01/11/2019	02/01/2019	21
Adelina Productions Inc.	Permit Application	06/01/2018	07/02/2018	11/05/2018	126
Adelina Productions Inc.	Repair Grease Trap	11/20/2018	12/31/2018	02/13/2019	44
Agawam Hunt	Permit Application	03/19/2018	04/13/2018	05/14/2018	31
Ahmad Pizza, LLC	Permit Application	07/23/2018	08/17/2018	08/03/2018	0
APBVP, Inc.	Repair Grease Trap	11/26/2018	12/21/2018	12/20/2018	0
Apple Valley Kenco, Inc.	Pump Grease Trap	04/10/2018	04/30/2018	04/13/2018	0
Apple Valley Kenco, Inc.	Permit Application	11/27/2018	12/28/2018	12/17/2018	0
ARA-Rhode Island Dialysis, LLC.	Permit Application	02/16/2018	03/16/2018	03/14/2018	0
Arigna Irish Pub & Coal Fire Pizza	Process Plans	09/06/2018	09/30/2018	01/15/2019	107
Arigna Irish Pub & Coal Fire Pizza	Permit Application	09/06/2018	09/30/2018	01/15/2019	107
Armando & Sons Meat Market	Permit Application	04/10/2018	05/08/2018	05/31/2018	23
Aspen Aerogels Rhode Island, LLC	Resampling Results for _____	03/19/2018	05/11/2018	05/01/2018	0
Auto Parts Group Southwest LLC	Permit Application	06/06/2018	07/06/2018	08/21/2018	46
Auto Parts Group Southwest LLC	Signed Permit	12/20/2018	01/22/2019	01/14/2019	0
Avenue N American Kitchen	Permit Application	01/23/2018	02/20/2018	02/07/2018	0
Benedict J. Ingegneri Jr. DMD PC Inc.	One-Time Compliance Report for Dental Facilities	08/21/2018	09/30/2018	09/19/2018	0
Blackstone Dental	One-Time Compliance Report for Dental Facilities	08/21/2018	09/30/2018	09/14/2018	0
Blackstone Health	One-Time Compliance Report for Dental Facilities	08/21/2018	09/30/2018	01/31/2019	123
Blackstone Valley Community Health	One-Time Compliance Report for Dental Facilities	09/19/2018	10/20/2018	11/08/2018	19
Blackstone Valley Community Healthcare	Permit Application	04/18/2018	08/01/2018	06/26/2018	0
Blackstone Valley Community Healthcare	One-Time Compliance Report for Dental Facilities	09/19/2018	10/20/2018	10/18/2018	0
Bliss Manufacturing Co., Inc.	Resampling Results for _____	05/29/2018	06/30/2018	07/17/2018	17
Breakneck Food Corp.	Permit Application	09/10/2018	09/30/2018	09/28/2018	0
Burger King - Cedar Street	Permit Application	01/05/2018	02/05/2018	01/24/2018	0
Burton M. Ogata, D.M.D	One-Time Compliance Report for Dental Facilities	08/21/2018	09/30/2018	08/29/2018	0
CAMRAC, LLC	Permit Application	04/03/2018	05/15/2018	05/03/2018	0
Central Falls Detention Facility Corp.	One-Time Compliance Report for Dental Facilities	08/21/2018	09/30/2018	09/13/2018	0
Charles M. Cavicchio, DPM	One-Time Compliance Report for Dental Facilities	08/21/2018	09/30/2018	08/24/2018	0
Chemart Company	Resampling Results for _____	02/09/2018	03/30/2018	03/07/2018	0
Chengdu Taste Inc. (New)	Repair Grease Trap	04/13/2018	05/18/2018	05/03/2018	0
CHI Kitchen	Permit Application	07/31/2018	08/31/2018		178
Cintas Corporation	Other	02/16/2018	02/28/2018	02/22/2018	0
Cintas Corporation	Other	06/26/2018	07/03/2018	06/27/2018	0
Cityline Laundry	Permit Application	01/19/2018	02/16/2018	02/06/2018	0
Clube Social Portuguese, Inc.	Permit Application	06/01/2018	06/29/2018	07/25/2018	26
Comfort Dental II	One-Time Compliance Report for Dental Facilities	08/21/2018	09/30/2018	09/14/2018	0
Compassionate Care Veterinary Clinic	Permit Application	11/06/2018	12/04/2018	11/15/2018	0
Continental Plastics & Packaging	Permit Application	09/17/2018	10/15/2018	11/05/2018	21
Craft B&B, LLC	Permit Application	04/09/2018	05/31/2018	06/11/2018	11
Craft B&B, LLC	Repair Grease Trap	08/17/2018	09/21/2018	11/13/2018	53
Craft B&B, LLC	Other	08/17/2018	09/21/2018	11/13/2018	53
Crugnale Bakery	Permit Application	06/01/2018	06/29/2018	07/20/2018	21
D.J. Providence Co., LLC	Permit Application	01/19/2018	02/16/2018	03/09/2018	21
Denison Acquisition Company, LLC	Analytical Results for _____	01/24/2018	03/15/2018	03/12/2018	0
Dental Associates of Cumberland, Inc.	One-Time Compliance Report for Dental Facilities	08/21/2018	09/30/2018	09/04/2018	0
Dental Group of Pawtucket	One-Time Compliance Report for Dental Facilities	08/21/2018	09/30/2018	10/10/2018	10
Diamond Hill Dental & Associates	One-Time Compliance Report for Dental Facilities	07/25/2018	08/24/2018	08/09/2018	0
Dimitri Ganim, DDS	One-Time Compliance Report for Dental Facilities	08/21/2018	09/30/2018	09/06/2018	0
Double Dragon	Permit Application	11/01/2018	11/29/2018	11/19/2018	0
Dr. Anita N. Vasvani, D.M.D.	One-Time Compliance Report for Dental Facilities	08/21/2018	09/30/2018	08/31/2018	0
Drs. Ward and Vaudry	One-Time Compliance Report for Dental Facilities	08/21/2018	09/30/2018	09/14/2018	0
Dufficy Enterprises, Inc.	Permit Application	08/10/2018	09/07/2018	08/20/2018	0
Dunkin Donuts-Broad Street	Permit Application	12/31/2018	01/31/2019		25
Eaton Corporation	Resampling Results for _____	04/30/2018	06/18/2018	06/27/2018	9
Eaton Corporation	Process Plans	09/26/2018	10/30/2018	11/20/2018	21
Ecological Fibers, Inc.	Resampling Results for _____	12/05/2018	12/31/2018	12/12/2018	0
EDC Holding, LLC	Permit Application	01/12/2018	02/09/2018	04/12/2018	62
Eglantina Kica, D.M.D.	One-Time Compliance Report for Dental Facilities	08/21/2018	09/30/2018	09/07/2018	0
Fortune House	Permit Application	10/05/2018	11/02/2018	10/15/2018	0
Fully Rooted Juicery	Permit Application	07/31/2018	08/31/2018	09/10/2018	10
Garvin Memorial Elementary	Permit Application	03/27/2018	04/27/2018	04/09/2018	0
General Cable Industries, LLC	Permit Application	09/27/2018	10/30/2018	11/27/2018	28
Gerard A. Belhumeur, DDS	Permit Application	10/05/2018	11/09/2018	10/25/2018	0
German American Cultural Society	Permit Application	07/03/2018	08/03/2018	09/04/2018	32
Golden Palace	Permit Application	03/16/2018	04/16/2018	04/16/2018	0
Happy Smile	One-Time Compliance Report for Dental Facilities	07/25/2018	08/24/2018	08/02/2018	0
Highland Dental Group, Inc.	One-Time Compliance Report for Dental Facilities	08/21/2018	09/30/2018	09/17/2018	0
Hindley Manufacturing Company	Permit Application	12/06/2018	01/15/2019	12/14/2018	0

**Bucklin Point
Requirements - 2018**

Company Name	Submittal	Issue Date	Due Date	Received Date	Days Late
HM Vincent, DMD, LLC	Permit Application	02/02/2018	03/15/2018	03/14/2018	0
Hord Crystal Corporation	Permit Application	03/23/2018	04/30/2018	04/18/2018	
Howley Bread Group	Permit Application	12/31/2018	01/31/2019		25
Ink Solution	Permit Application	01/12/2018	02/09/2018	03/28/2018	47
International Meat Market	Permit Application	02/02/2018	03/15/2018	02/15/2018	0
J and K Restaurant	Other	03/20/2018	04/10/2018	04/09/2018	0
Jan Co. Central	Permit Application	01/05/2018	02/05/2018	01/24/2018	0
Jan Co. Central, Inc.	Permit Application	01/05/2018	02/05/2018	01/24/2018	0
Jan Co., Inc.	Repair Grease Trap	01/17/2018	02/15/2018	01/29/2018	0
Jerry's Friendly Tap LLC	Permit Application	01/26/2018	02/23/2018	03/06/2018	11
JKD, Ltd.	Permit Application	06/12/2018	08/15/2018	09/13/2018	29
JKD, Ltd.	Pretreatment Plans	06/12/2018	08/15/2018	09/18/2018	34
John H. Collins & Sons Company	Resampling Results for _____	04/26/2018	06/15/2018	06/05/2018	0
John O. Eastman, D.D.S. Inc.	One-Time Compliance Report for Dental Facilities	08/21/2018	09/30/2018	09/25/2018	0
J's Deli	Permit Application	04/10/2018	05/08/2018	05/21/2018	13
Kenneth Castellucci & Associates, Inc.	Permit Application	07/03/2018	07/31/2018	08/15/2018	15
L&B Foods, Inc.	Repair Grease Trap	04/17/2018	05/10/2018	03/27/2018	0
Len's Hot Dog Haven	Permit Application	09/20/2018	10/18/2018	10/03/2018	0
Lincoln Pepperoni's, LLC	Permit Application	01/23/2018	02/20/2018	02/02/2018	0
Lindbergh Auto Body, Inc.	Permit Application	03/27/2018	04/27/2018	05/07/2018	10
Lindsay Ciombor Brislin, DMD	One-Time Compliance Report for Dental Facilities	08/21/2018	09/30/2018	09/10/2018	0
Luna's Cafe, LLC	Permit Application	09/26/2018	10/12/2018	10/12/2018	0
Main Street Market, Inc.	Resampling Results for _____	10/01/2018	11/19/2018	01/10/2019	52
Multi-Wall Packaging a Div. of Signode Industrial Group	Permit Application	02/02/2018	03/15/2018	02/27/2018	0
Multi-Wall Packaging a Div. of Signode Industrial Group	Signed Permit	06/18/2018	08/01/2018	06/25/2018	0
Neurotech Pharmaceuticals, Inc.	Permit Application	03/30/2018	04/30/2018	05/04/2018	4
New England Linen Supply, Inc.	Resampling Results for _____	01/03/2018	02/23/2018	02/05/2018	0
New England Paper Tube Co.	Permit Application	07/11/2018	08/02/2018	10/30/2018	89
New England Paper Tube Co.	Process Plans	11/30/2018	12/31/2018	01/15/2019	15
Newport 223 Donuts, Inc.	Permit Application	03/23/2018	04/20/2018	04/03/2018	0
Newport Division Donuts, Inc.	Permit Application	05/04/2018	06/01/2018	08/10/2018	70
Organic Dyes and Pigments, LLC.	Spill Control Plan	09/01/2018	10/01/2018	11/14/2018	44
Organic Dyes and Pigments, LLC.	Toxic Organic/Solvent Mgt Plan	09/01/2018	10/01/2018	11/14/2018	44
Organic Dyes and Pigments, LLC.	Toxic Organic/Solvent Mgt Plan	11/26/2018	12/15/2018	12/17/2018	2
Organic Dyes and Pigments, LLC.	Spill Control Plan	11/26/2018	12/15/2018	12/17/2018	2
Our Place on North Broadway	Repair Grease Trap	05/22/2018	06/29/2018	06/12/2018	0
Patriot Textiles, Inc.	Permit Application	02/16/2018	03/16/2018	03/05/2018	0
Paulo J. DaRosa, DDS	One-Time Compliance Report for Dental Facilities	11/29/2018	12/15/2018	12/17/2018	2
Pawtucket Red Sox Baseball Club	Permit Application	11/02/2018	11/05/2018	11/30/2018	25
Pawtucket Soup Kitchen	Permit Application	10/01/2018	10/29/2018	10/25/2018	0
Pedro Teixeira, DDS	One-Time Compliance Report for Dental Facilities	08/21/2018	09/30/2018	10/15/2018	15
Philip J. Calabro, D.M.D.	One-Time Compliance Report for Dental Facilities	08/21/2018	09/30/2018	08/31/2018	0
Phoenix Converting Corporation	Permit Application	10/22/2018	11/19/2018	11/29/2018	10
Popette of Pendulum	Permit Application	07/31/2018	08/31/2018		178
Prospect CharterCare SJHSRI (Roosevelt)	One-Time Compliance Report for Dental Facilities	08/21/2018	09/30/2018	09/10/2018	0
Providence Fire Restoration	Permit Application	10/26/2018	11/23/2018	11/20/2018	0
R1 Indoor Karting, LLC	Permit Application	03/21/2018	04/20/2018	04/18/2018	0
R1 Indoor Karting, LLC	Process Plans	03/21/2018	04/20/2018	04/18/2018	0
RIDCO Casting Co.	Pretreatment Plans	06/21/2018	07/18/2018	09/20/2018	64
RIDCO Casting Co.	Permit Application	11/20/2018	12/15/2018	11/30/2018	0
Rosco Manufacturing, LLC	Permit Application	10/01/2018	10/29/2018	11/13/2018	15
Rumford Dental	One-Time Compliance Report for Dental Facilities	08/21/2018	09/30/2018	09/10/2018	0
Sanctuary Herbs of Providence	Permit Application	07/31/2018	08/31/2018		178
Senior Lifestyle Emerald Bay LP	Permit Application	10/17/2018	11/14/2018	12/31/2018	47
Shaghalian Family Dental, LLC.	One-Time Compliance Report for Dental Facilities	08/21/2018	09/30/2018	08/30/2018	0
Sparkle City Laundromat	Permit Application	10/01/2018	10/29/2018	10/11/2018	0
Subway 95 Exit 30, LLC	Permit Application	01/26/2018	02/23/2018	03/21/2018	26
Summit Manufacturing Corporation	Permit Application	03/30/2018	04/30/2018	04/30/2018	0
Swan Cleaners	Permit Application	07/03/2018	07/31/2018	08/21/2018	21
Tanury Industries	Other	02/06/2018	02/28/2018	02/20/2018	0
Tedor Pharma Inc.	Resampling Results for _____	02/13/2018	04/10/2018	03/14/2018	0
The Evans Findings Company, Inc.	Other	06/12/2018	06/29/2018	06/19/2018	0
The Family Dentist, Inc.	One-Time Compliance Report for Dental Facilities	08/21/2018	09/30/2018	09/10/2018	0
The Goat Hospitality Group, Inc.	Install Pretreatment System	01/12/2018	04/14/2018	04/25/2018	11
The Goat Hospitality Group, Inc.	Other	05/17/2018	06/18/2018	08/24/2018	67
The Okonite Company	Resampling Results for _____	03/12/2018	05/04/2018	03/09/2018	0
The Okonite Company	Resampling Results for _____	03/12/2018	05/04/2018	03/09/2018	0
The Seabra Group, LLC	Repair Grease Trap	06/08/2018	06/30/2018	06/19/2018	0
Thyssenkrupp Materials	Permanently Cap Sewer Connection	11/29/2018	01/15/2019	02/20/2019	36

**Bucklin Point
Requirements - 2018**

Company Name	Submittal	Issue Date	Due Date	Received Date	Days Late
Tiffany and Company	Process Plans	04/18/2018	05/31/2018	05/30/2018	0
Tiffany and Company	Pretreatment Plans	04/18/2018	05/31/2018	05/30/2018	0
Tiffany and Company	Inst Wat/Sew Meter	12/12/2018	12/31/2018	12/24/2018	0
Tiffany and Company	Process Plans	12/12/2018	12/31/2018	12/24/2018	0
United Methodist Elder Care	Permit Application	03/20/2018	04/17/2018	05/17/2018	30
University Oral & Maxil. - School Street	One-Time Compliance Report for Dental Facilities	08/21/2018	09/30/2018	11/08/2018	39
Vicor Corporation	Signed Permit	08/02/2018	08/31/2018	08/23/2018	0
VIP Car Wash	Permit Application	06/12/2018	07/13/2018	06/12/2018	0
VIP Car Wash	40 CFR 136 Notification	10/12/2018	11/02/2018	10/17/2018	0
Walter M. Dzialo, DDS	One-Time Compliance Report for Dental Facilities	08/21/2018	09/30/2018	09/10/2018	0
Wannamoisett Country Club	Permit Application	05/04/2018	06/01/2018	07/18/2018	47
White Dog Distilling	Permit Application	07/31/2018	08/31/2018	08/31/2018	0
Wildtree Herbs, Inc.	Resampling Results for _____	03/20/2018	05/08/2018	05/02/2018	0
Wildtree Herbs, Inc.	Resampling Results for _____	10/09/2018	11/27/2018	01/04/2019	38
William B. Chan DMD	One-Time Compliance Report for Dental Facilities	08/21/2018	09/30/2018	09/04/2018	0
William Naughton, DDS	One-Time Compliance Report for Dental Facilities	08/21/2018	09/30/2018	10/01/2018	1
YMCA of Pawtucket, Inc.	Permit Application	05/02/2018	05/30/2018	05/30/2018	0
YMCA of Pawtucket, Inc.	Pretreatment Plans	05/02/2018	05/30/2018	05/30/2018	0

ATTACHMENT VOLUME II

SECTION 10

***POTW, SEPTAGE, AND RIVER
MONITORING DATA***

INFLUENT LOADING DATA

FIELD'S POINT

Field's Point Influent Metals Al - Mo 2018
all analyses in ppb

Date	Day of the Week	Influent Flow	Inf Al (ppb)	Inf Fe (ppb)	Inf Se (ppb)	Inf As (ppb)	Inf Mo (ppb)
1/2/2018	Tuesday	31.38	233.601		2.404	1.979	6.630
1/3/2018	Wednesday	31.46	250.544		2.265	1.768	6.753
1/9/2018	Tuesday	31.10	269.613	1443.635	1.877	2.079	2.699
1/10/2018	Wednesday	31.56	234.759		2.006	2.026	2.178
1/16/2018	Tuesday	61.56	175.983		1.469	1.766	2.218
1/17/2018	Wednesday	46.57	253.170		2.319	2.010	4.317
1/23/2018	Tuesday	69.63	818.498		1.968	1.935	2.842
1/24/2018	Wednesday	70.90	290.281		2.674	1.636	1.519
1/30/2018	Tuesday	42.90	244.269		1.181	2.136	1.947
1/31/2018	Wednesday	42.05	161.065		1.507	2.083	1.731
2/6/2018	Tuesday	64.69	274.118	1243.923	1.934	1.538	3.082
2/7/2018	Wednesday	60.39	561.685		2.603	1.703	2.754
2/13/2018	Tuesday	69.38	149.163		6.439	1.508	7.725
2/14/2018	Wednesday	50.92	130.083		1.632	1.581	2.272
2/20/2018	Tuesday	48.16	158.790		1.439	1.874	5.740
2/21/2018	Wednesday	47.44	145.754		4.165	1.940	8.086
2/27/2018	Tuesday	49.76	229.248		1.634	1.633	3.534
2/28/2018	Wednesday	47.48	139.071		2.469	1.593	4.121
3/6/2018	Tuesday	74.78	154.987	948.146	1.108	1.541	1.525
3/7/2018	Wednesday	75.13	312.576		1.351	1.592	2.290
3/13/2018	Tuesday	62.89	208.151		<1.000	2.017	1.726
3/14/2018	Wednesday	64.91	258.030		1.736	1.865	2.677
3/20/2018	Tuesday	49.89	162.656		2.816	2.364	3.268
3/21/2018	Wednesday	49.72	186.545		2.320	2.082	3.757
3/27/2018	Tuesday	44.64	342.491		3.335	2.146	5.755
3/28/2018	Wednesday	43.67	207.854		1.971	2.041	4.138
4/3/2018	Tuesday	55.36	441.584	1701.928	2.324	2.204	2.988
4/4/2018	Wednesday	54.80	472.440		1.218	2.092	2.283
4/10/2018	Tuesday	39.35	217.301		3.101	2.142	4.820
4/11/2018	Wednesday	39.60	182.955		3.102	2.126	3.937
4/17/2018	Tuesday	71.38	221.913		1.862	1.638	2.688
4/18/2018	Wednesday	71.08	168.976		2.379	1.438	2.707
4/24/2018	Tuesday	45.19	183.667		2.253	1.866	2.646
4/25/2018	Wednesday	76.53	468.347		1.442	1.662	2.781
5/1/2018	Tuesday	55.26	165.503		1.811	1.624	2.569
5/2/2018	Wednesday	49.02	149.627		2.886	1.589	4.129
5/8/2018	Tuesday	43.32	147.968	1220.739	1.312	1.735	3.663
5/9/2018	Wednesday	42.23	172.905		1.417	1.827	3.460
5/15/2018	Tuesday	51.96	475.258		2.052	1.988	8.363
5/16/2018	Wednesday	52.29	258.516		1.699	1.804	7.246
5/22/2018	Tuesday	38.84	234.039		2.115	2.087	5.708
5/23/2018	Wednesday	38.71	170.187		2.347	2.002	8.020
5/29/2018	Tuesday	36.00	217.542		3.736	2.035	13.920
5/30/2018	Wednesday	36.52	251.229		2.458	2.060	7.819
6/5/2018	Tuesday	54.34	653.389	1953.461	2.640	2.205	5.091
6/6/2018	Wednesday	48.26	313.845		2.011	1.939	4.950
6/12/2018	Tuesday	35.96	209.2		2.009	2.093	5.576
6/13/2018	Wednesday	33.47	246.6		2.320	2.033	6.837
6/19/2018	Tuesday	33.15	215.8		2.024	2.018	5.846
6/20/2018	Wednesday	32.51	200		2.234	2.088	6.977

Field's Point Influent Metals Al - Mo 2018
all analyses in ppb

Date	Day of the Week	Influent Flow	Inf Al (ppb)	Inf Fe (ppb)	Inf Se (ppb)	Inf As (ppb)	Inf Mo (ppb)
6/26/2018	Tuesday	31.53	202.8		7.180	1.889	6.315
6/27/2018	Wednesday	33.66	284.2		2.325	2.036	4.872
7/3/2018	Tuesday	34.34	228.1		<1	1.866	3.886
7/4/2018	Wednesday	33.21	170.4		<1	1.943	3.100
7/10/2018	Tuesday	34.04	316.4	1515	2.334	1.994	4.844
7/11/2018	Wednesday	32.03	338.4		2.053	2.151	3.304
7/17/2018	Tuesday	48.31	531.2		1.618	1.786	3.887
7/18/2018	Wednesday	41.86	254.8		1.240	1.573	4.192
7/24/2018	Tuesday	32.57	219		1.971	1.921	5.915
7/25/2018	Wednesday	35.02	328.9		1.985	1.988	4.671
7/31/2018	Tuesday	30.58	239		2.071	1.810	3.921
8/1/2018	Wednesday	30.43	281.3		1.836	1.741	5.054
8/7/2018	Tuesday	32.76	477.6	1485	3.209	2.025	6.972
8/8/2018	Wednesday	36.51	465.6		2.267	1.682	5.851
8/14/2018	Tuesday	61.57	223.5		<1	1.606	2.734
8/15/2018	Wednesday	44.86	204.2		1.539	1.761	3.375
8/21/2018	Tuesday	36.96	231.6		1.945	1.665	4.954
8/22/2018	Wednesday	50.92	381.9		1.491	1.722	3.333
8/28/2018	Tuesday	34.65	261.7		2.449	1.956	4.850
8/29/2018	Wednesday	31.96	256.3		2.827	1.866	5.229
9/4/2018	Tuesday	31.93	259.2		1.733	2.184	4.369
9/5/2018	Wednesday	30.79	321.6		1.844	1.919	3.965
9/11/2018	Tuesday	59.47	712.5	1965	1.390	1.823	3.423
9/12/2018	Wednesday	62.21	659.1		1.046	1.871	3.138
9/18/2018	Tuesday	58.51	836.5		1.696	2.136	3.792
9/19/2018	Wednesday	64.10	244.4		1.698	1.457	3.876
9/25/2018	Tuesday	85.80	712.2		1.732	1.989	3.971
9/26/2018	Wednesday	80.68	440.7		1.742	2.282	3.541
10/2/2018	Tuesday	67.71	487.7		1.055	2.060	2.232
10/3/2018	Wednesday	64.51	381.7		<1	0.8878	1.878
10/9/2018	Tuesday	46.70	250.7		1.875	1.682	3.624
10/10/2018	Wednesday	45.21	230.5		2.676	2.143	5.562
10/16/2018	Tuesday	47.13	172.8	1241	1.355	2.217	3.964
10/17/2018	Wednesday	46.05	161.4		1.354	2.539	3.047
10/23/2018	Tuesday	40.61	194.8		2.970	2.734	5.304
10/24/2018	Wednesday	38.93	163.1		2.960	2.561	4.405
10/30/2018	Tuesday	61.54	181		1.674	2.357	2.395
10/31/2018	Wednesday	41.71	154.8		1.635	2.644	3.459
11/6/2018	Tuesday	75.28	262	1053	1.378	1.682	2.742
11/7/2018	Wednesday	72.91	136.3		1.221	1.767	3.084
11/13/2018	Tuesday	97.15	222.9		<1	1.681	3.501
11/14/2018	Wednesday	74.23	120.8		1.314	1.989	3.887
11/20/2018	Tuesday	75.56	177.6		2.005	2.296	8.347
11/21/2018	Wednesday	74.72	122.1		2.131	2.282	11.64
11/27/2018	Tuesday	79.97	118		1.755	2.234	3.681
11/28/2018	Wednesday	74.17	170.8		1.550	2.424	4.588
12/4/2018	Tuesday	72.67	120.1	1123	2.361	2.846	4.068
12/5/2018	Wednesday	55.17	284.2		1.906	3.340	3.308
12/11/2018	Tuesday	49.79	322.7		1.461	3.501	3.564
12/12/2018	Wednesday	45.26	214.2		1.640	3.326	2.928
12/18/2018	Tuesday	44.28	221.7		2.590	3.239	4.815
12/19/2018	Wednesday	41.54	205.2		3.300	3.001	5.417
12/25/2018	Tuesday	44.89	100.1		<1	2.656	1.828
12/26/2018	Wednesday	45.14	150.2		<1	2.751	2.443

Field's Point Influent Metals Cd - CN 2018
all analyses in ppb

Date	Day of the Week	Influent Flow	Cd (ppb)	Cr (ppb)	Cu (ppb)	Pb (ppb)	Hg (ppb)	Ni (ppb)	Ag (ppb)	Zn (ppb)	CN (ppb)
1/2/2018	Tuesday	31.38	0.229	8.215	38.778	5.428		25.230	0.937	125.983	10.50
1/3/2018	Wednesday	31.46	0.192	5.757	44.175	4.604		41.075	0.742	92.753	9.810
1/9/2018	Tuesday	31.10	0.216	5.851	31.485	5.264	0.01520	29.351	0.543	102.519	9.130
1/10/2018	Wednesday	31.56	0.224	7.399	37.669	5.063		45.190	0.735	131.978	9.110
1/16/2018	Tuesday	61.56	0.169	5.212	20.259	4.739		22.294	0.384	74.352	12.60
1/17/2018	Wednesday	46.57	0.305	4.403	31.176	5.358		17.588	0.512	113.050	18.80
1/23/2018	Tuesday	69.63	0.234	4.872	35.523	25.564		11.867	0.920	108.848	19.00
1/24/2018	Wednesday	70.90	0.175	4.558	29.313	7.748		12.968	0.337	78.956	12.80
1/30/2018	Tuesday	42.90	0.258	3.517	25.304	3.750		22.773	0.400	77.849	8.030
1/31/2018	Wednesday	42.05	0.214	5.090	22.579	3.347		23.965	0.555	84.803	23.60
2/6/2018	Tuesday	64.69	0.185	5.687	21.198	6.556	0.007740	14.326	0.334	68.552	33.50
2/7/2018	Wednesday	60.39	0.208	6.889	33.270	9.630		13.592	0.612	93.849	12.40
2/13/2018	Tuesday	69.38	0.177	2.786	20.657	3.336		10.539	0.400	69.200	9.020
2/14/2018	Wednesday	50.92	0.192	2.362	14.807	2.671		13.271	0.309	52.538	9.010
2/20/2018	Tuesday	48.16	0.344	6.182	20.834	2.533		15.778	0.572	117.962	10.00
2/21/2018	Wednesday	47.44	0.229	6.239	34.657	2.476		17.437	0.506	92.806	9.970
2/27/2018	Tuesday	49.76	0.253	4.723	28.549	10.091		21.162	0.318	82.630	36.70
2/28/2018	Wednesday	47.48	0.232	2.577	22.727	2.708		21.689	0.735	66.968	14.50
3/6/2018	Tuesday	74.78	0.199	3.358	19.660	3.154	0.02060	12.132	0.248	55.071	8.160
3/7/2018	Wednesday	75.13	0.236	4.009	26.914	7.206		12.850	0.376	80.701	15.10
3/13/2018	Tuesday	62.89	0.252	2.398	12.968	4.700		7.599	0.154	48.761	16.7
3/14/2018	Wednesday	64.91	0.246	4.038	19.633	5.408		15.143	0.324	80.439	13.6
3/20/2018	Tuesday	49.89	0.229	5.906	26.139	3.275		14.202	0.419	79.671	7.870
3/21/2018	Wednesday	49.72	0.228	3.580	35.837	2.815		14.607	0.278	63.764	20.00
3/27/2018	Tuesday	44.64	0.223	4.839	29.229	3.609		26.756	1.121	74.557	8.220
3/28/2018	Wednesday	43.67	0.281	3.860	33.859	2.976		26.721	0.629	103.657	21.50
4/3/2018	Tuesday	55.36	0.277	5.423	40.316	9.930	0.01500	23.576	0.697	110.182	12.70
4/4/2018	Wednesday	54.80	0.237	4.059	29.145	13.383		19.827	2.621	80.824	10.50
4/10/2018	Tuesday	39.35	0.326	6.108	30.067	3.232		25.702	0.804	90.868	11.50
4/11/2018	Wednesday	39.60	0.247	6.433	32.464	4.014		20.958	0.789	96.802	7.300
4/17/2018	Tuesday	71.38	0.181	3.238	22.547	6.422		20.046	0.545	63.298	23.90
4/18/2018	Wednesday	71.08	0.163	2.636	21.414	4.770		21.614	0.947	58.888	31.30
4/24/2018	Tuesday	45.19	0.234	4.343	30.880	4.372		18.110	0.599	109.436	6.930
4/25/2018	Wednesday	76.53	0.176	4.175	26.104	14.877		11.661	0.660	82.757	7.390
5/1/2018	Tuesday	55.26	0.216	2.170	17.376	3.642		18.185	0.476	63.477	7.750
5/2/2018	Wednesday	49.02	0.240	2.861	23.091	3.577		26.167	0.358	65.111	8.530
5/8/2018	Tuesday	43.32	0.254	2.474	32.030	2.925	0.01590	15.168	0.500	66.537	7.430
5/9/2018	Wednesday	42.23	0.218	2.805	28.965	2.908		39.223	0.532	67.984	7.120
5/15/2018	Tuesday	51.96	0.294	4.019	36.481	15.895		13.216	0.863	101.647	7.190
5/16/2018	Wednesday	52.29	0.204	2.914	30.442	7.672		18.435	0.533	73.967	9.560
5/22/2018	Tuesday	38.84	0.229	4.990	34.700	4.662		22.346	0.483	84.642	11.50
5/23/2018	Wednesday	38.71	0.212	8.134	32.164	2.893		28.239	0.667	134.932	8.220
5/29/2018	Tuesday	36.00	0.211	6.050	40.708	3.991		25.564	2.447	81.827	9.360
5/30/2018	Wednesday	36.52	0.228	23.406	45.494	7.031		105.730	1.079	105.906	10.20
6/5/2018	Tuesday	54.34	0.249	10.734	36.355	23.947	0.006440	19.097	1.280	136.704	7.670
6/6/2018	Wednesday	48.26	0.182	6.099	45.248	10.254		18.681	0.454	99.100	9.840
6/12/2018	Tuesday	35.96	0.1898	6.459	48.37	4.957		23.55	0.4514	101.3	10.4
6/13/2018	Wednesday	33.47	0.1916	7.635	60.05	5.137		33.24	1.201	117.1	9.02
6/19/2018	Tuesday	33.15	0.1844	6.259	69.07	5.249		26.41	1.211	144.3	75
6/20/2018	Wednesday	32.51	0.1981	6.220	44.12	4.371		21.27	1.112	135.7	7.93
6/26/2018	Tuesday	31.53	0.1850	3.442	38.72	4.090		23.72	0.6153	97.72	12.4
6/27/2018	Wednesday	33.66	0.2157	4.505	52.23	8.938		18.07	0.6559	117.8	10.3
7/3/2018	Tuesday	34.34	0.1990	5.215	32.58	5.700		13.91	0.5125	111.4	8.03
7/4/2018	Wednesday	33.21	0.1698	2.049	19.79	4.378		7.973	0.1790	71.29	7.44
7/10/2018	Tuesday	34.04	0.2009	2.912	37.78	7.668	0.00652	18.34	0.5435	116.8	9.12
7/11/2018	Wednesday	32.03	0.2334	3.611	39.34	8.687		17.99	0.8462	107.7	9.63

Field's Point Influent Metals Cd - CN 2018
all analyses in ppb

Date	Day of the Week	Influent Flow	Cd (ppb)	Cr (ppb)	Cu (ppb)	Pb (ppb)	Hg (ppb)	Ni (ppb)	Ag (ppb)	Zn (ppb)	CN (ppb)
7/17/2018	Tuesday	48.31	0.2373	4.578	48.04	19.38		13.63	0.9174	124.7	14.6
7/18/2018	Wednesday	41.86	0.1571	2.769	32.02	7.264		18.30	0.6357	89.22	8.13
7/24/2018	Tuesday	32.57	0.2027	6.954	45.88	5.467		17.88	0.6427	104.7	15.1
7/25/2018	Wednesday	35.02	0.2205	4.888	52.46	10.99		19.90	0.5790	137	12.5
7/31/2018	Tuesday	30.58	0.1975	2.464	33.88	4.814		26.95	0.9400	109.5	8.16
8/1/2018	Wednesday	30.43	0.2439	3.175	35.32	5.691		21.39	1.172	113.3	10.6
8/7/2018	Tuesday	32.76	0.2088	4.894	43.12	5.977	0.0101	22.28	1.119	177.3	11
8/8/2018	Wednesday	36.51	0.2122	8.498	44.17	14.41		21.49	1.288	130.2	19.1
8/14/2018	Tuesday	61.57	0.1336	2.739	21.40	7.119		11.47	0.3740	63.62	9.26
8/15/2018	Wednesday	44.86	0.1619	2.726	22.47	5.987		19.34	0.4220	75.66	8.55
8/21/2018	Tuesday	36.96	0.1724	4.210	37.31	5.812		17.07	0.6992	89.61	25
8/22/2018	Wednesday	50.92	0.1649	3.623	34.51	13.62		14.40	0.7912	92.30	11.8
8/28/2018	Tuesday	34.65	0.1843	4.079	43.20	6.411		49.69	2.280	117.2	16.5
8/29/2018	Wednesday	31.96	0.1890	5.296	43.10	6.076		31.77	0.9244	108.2	12.4
9/4/2018	Tuesday	31.93	0.2180	5.496	47.94	5.493		25.24	2.031	140.8	15.1
9/5/2018	Wednesday	30.79	0.2139	7.214	41.96	7.212		33.56	2.273	189.4	10.2
9/11/2018	Tuesday	59.47	0.2514	9.529	47.75	26.95	0.00861	25.57	1.795	138.5	8.39
9/12/2018	Wednesday	62.21	0.1911	6.073	40.09	23.13		17.50	1.301	97.53	7.29
9/18/2018	Tuesday	58.51	0.2725	5.347	43.11	35.03		17.73	0.7755	113.6	8.62
9/19/2018	Wednesday	64.10	0.1246	2.531	26.73	8.261		14.55	0.4600	57.61	10.2
9/25/2018	Tuesday	85.80	0.2348	4.893	44.66	26.51		20.38	1.218	113.6	16.9
9/26/2018	Wednesday	80.68	0.2216	4.109	31.18	15.14		23.16	1.017	81.09	15.4
10/2/2018	Tuesday	67.71	0.2226	3.957	24.73	17.15		18.64	0.5523	82.75	9.71
10/3/2018	Wednesday	64.51	0.1169	3.647	25.15	7.597		5.089	1.387	64.64	6.74
10/9/2018	Tuesday	46.70	0.1739	3.235	29.19	5.521		18.15	0.4969	63.31	10.1
10/10/2018	Wednesday	45.21	0.2652	3.115	21.74	4.823		22.72	0.7777	74.47	10.5
10/16/2018	Tuesday	47.13	0.2083	3.808	19.19	4.602	0.0132	27.43	0.6691	57.70	8.81
10/17/2018	Wednesday	46.05	0.2003	3.815	19.70	3.315		37.37	0.4354	60.26	12.4
10/23/2018	Tuesday	40.61	0.2366	3.775	29.96	5.326		22.85	0.6421	77.14	21
10/24/2018	Wednesday	38.93	0.2271	3.342	25.31	3.536		25.95	0.7412	67.66	14.3
10/30/2018	Tuesday	61.54	0.1584	4.155	21.03	5.235		14.27	0.3695	57.73	8.95
10/31/2018	Wednesday	41.71	0.2080	5.036	20.18	3.114		22.24	0.4427	83.64	10.3
11/6/2018	Tuesday	75.28	0.1489	2.718	19.06	9.691	0.0221	12.88	0.3152	61.54	7.94
11/7/2018	Wednesday	72.91	0.1749	1.998	22.49	3.528		14.64	0.6981	51.67	9.26
11/13/2018	Tuesday	97.15	0.1603	2.444	16.06	5.172		13.65	0.6596	55.15	11.7
11/14/2018	Wednesday	74.23	0.1614	2.579	14.69	2.444		16.51	0.4668	46.53	12.6
11/20/2018	Tuesday	75.56	0.2067	3.354	19.33	4.637		20.22	0.4032	56.40	9.22
11/21/2018	Wednesday	74.72	0.2891	2.910	20.15	2.512		22.31	0.4408	54.78	15.4
11/27/2018	Tuesday	79.97	0.1649	2.109	18.01	2.455		13.50	0.2749	44.08	16.2
11/28/2018	Wednesday	74.17	0.2090	2.469	19.10	2.449		18.30	0.2854	52.88	29.8
12/4/2018	Tuesday	72.67	0.2829	7.617	26.40	2.412	0.0192	18.68	0.6084	67.81	10.7
12/5/2018	Wednesday	55.17	0.2982	4.037	33.69	8.263		26.22	0.4475	74.83	26.7
12/11/2018	Tuesday	49.79	0.2915	4.329	38.03	10.84		31.68	0.4009	82.19	14.3
12/12/2018	Wednesday	45.26	0.2723	3.689	35.67	5.842		37.70	0.4421	79.68	11.6
12/18/2018	Tuesday	44.28	0.2664	3.614	29.51	6.737		21.60	0.3894	72.91	26.2
12/19/2018	Wednesday	41.54	0.2742	4.138	27.62	4.586	0.00444	30.42	0.4708	72.64	8.85
12/25/2018	Tuesday	44.89	0.1864	1.813	9.806	2.452		8.496	0.1098	39.14	7.90
12/26/2018	Wednesday	45.14	0.2146	2.774	21.29	2.314		13.77	0.6045	59.19	28.8

Field's Point Monthly Average, Minimum, and Maximum Influent Data 2018
all analyses in ppb

Date		Flow (MGD)	Cd	TTL Cr	Cu	Pb	Hg(ppt)	Ni	Ag	Zn	CN
January	Average	46.65	0.22	5.49	31.63	7.09	15.20	25.23	0.61	99.11	13.34
	Minimum	28.97	0.17	3.52	20.26	3.35	15.20	11.87	0.34	74.35	8.03
	Maximum	86.14	0.31	8.22	44.18	25.56	15.20	45.19	0.94	131.98	23.60
February	Average	55.33	0.23	4.68	24.59	5.00	7.74	15.97	0.47	80.56	16.89
	Minimum	39.48	0.18	2.36	14.81	2.48	7.74	10.54	0.31	52.54	9.01
	Maximum	73.28	0.34	6.89	34.66	10.09	7.74	21.69	0.74	117.96	36.70
March	Average	60.56	0.24	4.00	25.53	4.14	20.60	16.25	0.44	73.33	13.89
	Minimum	41.74	0.20	2.40	12.97	2.82	20.60	7.60	0.15	48.76	7.87
	Maximum	99.89	0.28	5.91	35.84	7.21	20.60	26.76	1.12	103.66	21.50
April	Average	54.54	0.23	4.55	29.12	7.63	15.00	20.19	0.96	86.63	13.94
	Minimum	37.72	0.16	2.64	21.41	3.23	15.00	11.66	0.55	58.89	6.93
	Maximum	78.08	0.33	6.43	40.32	14.88	15.00	25.70	2.62	110.18	31.30
May	Average	43.56	0.23	5.98	32.15	5.52	15.90	31.23	0.79	84.60	8.69
	Minimum	36.00	0.20	2.17	17.38	2.89	15.90	13.22	0.36	63.48	7.12
	Maximum	55.26	0.29	23.41	45.49	15.90	15.90	105.73	2.45	134.93	11.50
June	Average	39.36	0.20	6.42	49.27	8.37	6.44	23.00	0.87	118.72	17.82
	Minimum	30.69	0.18	3.44	36.36	4.09	6.44	18.07	0.45	97.72	7.67
	Maximum	70.51	0.25	10.73	69.07	23.95	6.44	33.24	1.28	144.30	75.00
July	Average	34.33	0.20	3.94	37.97	8.26	6.52	17.21	0.64	108.03	10.30
	Minimum	29.92	0.16	2.05	19.79	4.38	6.52	7.97	0.18	71.29	7.44
	Maximum	48.31	0.24	6.95	52.46	19.38	6.52	26.95	0.94	137.00	15.10
August	Average	42.44	0.19	4.36	36.07	7.90	10.10	23.21	1.01	107.49	13.80
	Minimum	30.15	0.13	2.73	21.40	5.69	10.10	11.47	0.37	63.62	8.55
	Maximum	64.27	0.24	8.50	44.17	14.41	10.10	49.69	2.28	177.30	25.00
September	Average	50.63	0.22	5.65	40.43	18.47	8.61	22.21	1.36	116.52	11.51
	Minimum	30.79	0.12	2.53	26.73	5.49	8.61	14.55	0.46	57.61	7.29
	Maximum	85.80	0.27	9.53	47.94	35.03	8.61	33.56	2.27	189.40	16.90
October	Average	55.17	0.20	3.79	23.62	6.02	13.20	21.47	0.65	68.93	11.28
	Minimum	38.93	0.12	3.12	19.19	3.11	13.20	5.09	0.37	57.70	6.74
	Maximum	77.16	0.27	5.04	29.96	17.15	13.20	37.37	1.39	83.64	21.00
November	Average	74.56	0.19	2.57	18.61	4.11	22.10	16.50	0.44	52.88	14.02
	Minimum	47.46	0.15	2.00	14.69	2.44	22.10	12.88	0.27	44.08	7.94
	Maximum	97.15	0.29	3.35	22.49	9.69	22.10	22.31	0.70	61.54	29.80
December	Average	57.22	0.26	4.00	27.75	5.43	11.82	23.57	0.43	68.55	16.88
	Minimum	41.54	0.19	1.81	9.81	2.31	4.44	8.50	0.11	39.14	7.90
	Maximum	77.06	0.30	7.62	38.03	10.84	19.20	37.70	0.61	82.19	28.80

Field's Point Influent Loading Summary 2018

Field's Point monthly mean influent loading summary (lbs/month)

Monthly total loads calculated as: Monthly Total Influent Flow (MG) * Average Daily Concentration (ppb) * Conversion Factor (0.00834).

Month	Total Monthly Flow (MG)	Cd	Total Cr	Cu	Pb	Hg	Ni	Ag	Zn	Total Cyanide	Total Metals*
January	1446.09	2.67	66.18	381.42	85.47	0.1833	304.28	7.31	1,195.29	160.86	2042.82
February	1549.12	2.94	60.47	317.66	64.60	0.1000	206.38	6.11	1,040.85	218.18	1699.12
March	1877.47	3.71	62.61	399.75	64.87	0.3226	254.46	6.95	1,148.17	217.55	1940.84
April	1636.14	3.14	62.11	397.32	104.05	0.2047	275.46	13.07	1,182.13	190.22	2037.47
May	1350.28	2.60	67.37	362.00	62.16	0.1791	351.66	8.94	952.74	97.82	1807.64
June	1180.68	1.96	63.21	485.16	82.40	0.0634	226.52	8.59	1,168.98	175.47	2036.89
July	1064.21	1.79	34.95	337.04	73.32	0.0579	152.73	5.72	958.86	91.43	1564.47
August	1315.52	2.04	47.84	395.70	86.68	0.1108	254.66	11.06	1,179.30	151.42	1977.38
September	1518.89	2.74	71.56	512.12	233.92	0.1091	281.36	17.21	1,475.97	145.84	2594.99
October	1710.19	2.88	54.04	336.86	85.89	0.1883	306.24	9.29	983.15	160.90	1778.53
November	2236.86	3.53	47.99	347.20	76.69	0.4123	307.84	8.26	986.47	261.46	1778.41
December	1773.68	3.86	59.19	410.52	80.33	0.1748	348.67	6.42	1,014.01	249.72	1923.18
Total (lbs/year)		33.85	697.51	4682.75	1100.37	2.1062	3270.27	108.94	13285.92		

*Total Metals = Sum of Monthly Metals Loads (Cd, Cr, Cu, Pb, Hg, Ni, Ag, Zn)

Field's Point monthly mean influent loading summary (lbs/day)

Average of daily loads – Each Daily load is calculated as: Daily Influent Flow (MG) * Daily Concentration (ppb) * Conversion Factor (0.00834); the average of those loads is reported here.

Month	Mean Inf Flow (MGD)	Cd	Total Cr	Cu	Pb	Hg	Ni	Ag	Zn	Total Cyanide	Total Metals*
January	46.65	0.08	2.01	11.73	3.18	0.0039	8.63	0.22	36.82	5.36	62.67
February	55.33	0.10	2.14	11.17	2.34	0.0042	7.11	0.21	36.44	7.79	59.52
March	60.56	0.11	1.90	11.94	2.10	0.0128	7.43	0.20	34.89	6.64	58.59
April	54.54	0.10	2.03	13.37	3.86	0.0069	9.29	0.45	39.53	7.12	68.64
May	43.56	0.09	2.03	11.60	2.12	0.0057	10.84	0.28	30.80	3.18	57.75
June	39.36	0.06	2.12	15.23	3.02	0.0029	7.11	0.28	37.55	5.26	65.37
July	34.33	0.06	1.18	11.45	2.62	0.0019	5.07	0.19	32.37	3.12	52.95
August	42.44	0.06	1.40	11.52	2.71	0.0028	7.27	0.31	34.15	4.47	57.42
September	50.63	0.11	2.68	19.54	9.92	0.0043	10.46	0.61	53.44	5.84	96.75
October	55.17	0.08	1.58	9.83	2.75	0.0052	8.53	0.28	28.69	4.52	51.75
November	74.56	0.12	1.67	12.04	2.70	0.0139	10.65	0.29	34.42	9.07	61.91
December	57.22	0.11	1.77	11.61	2.23	0.0066	9.71	0.19	28.60	6.95	54.22

*Total Metals = Sum of Monthly Average Metals Loads (Cd, Cr, Cu, Pb, Hg, Ni, Ag, Zn)

Field's Point Influent Loading Summary 2018

Field's Point monthly mean influent concentration (ppb)

Month	Mean Inf Flow (MGD)	Cd	Total Cr	Cu	Pb	Hg	Ni	Ag	Zn	Total Cyanide	Total Metals*
January	46.65	0.22	5.49	31.63	7.09	0.0152	25.23	0.61	99.11	13.34	169.38
February	55.33	0.23	4.68	24.59	5.00	0.0077	15.97	0.47	80.56	16.89	131.51
March	60.56	0.24	4.00	25.53	4.14	0.0206	16.25	0.44	73.33	13.89	123.95
April	54.54	0.23	4.55	29.12	7.63	0.0150	20.19	0.96	86.63	13.94	149.32
May	43.56	0.23	5.98	32.15	5.52	0.0159	31.23	0.79	84.60	8.69	160.52
June	39.36	0.20	6.42	49.27	8.37	0.0064	23.00	0.87	118.72	17.82	206.86
July	34.33	0.20	3.94	37.97	8.26	0.0065	17.21	0.64	108.03	10.30	176.27
August	42.44	0.19	4.36	36.07	7.90	0.0101	23.21	1.01	107.49	13.80	180.23
September	50.63	0.22	5.65	40.43	18.47	0.0086	22.21	1.36	116.52	11.51	204.85
October	55.17	0.20	3.79	23.62	6.02	0.0132	21.47	0.65	68.93	11.28	124.70
November	74.56	0.19	2.57	18.61	4.11	0.0221	16.50	0.44	52.88	14.02	95.33
December	57.22	0.26	4.00	27.75	5.43	0.0118	23.57	0.43	68.55	16.88	130.01

*Total Metals = Sum of Monthly Average Metals Concentrations (Cd, Cr, Cu, Pb, Hg, Ni, Ag, Zn)

Field's Point Influent Loading Data
Influent loading (lbs/year)

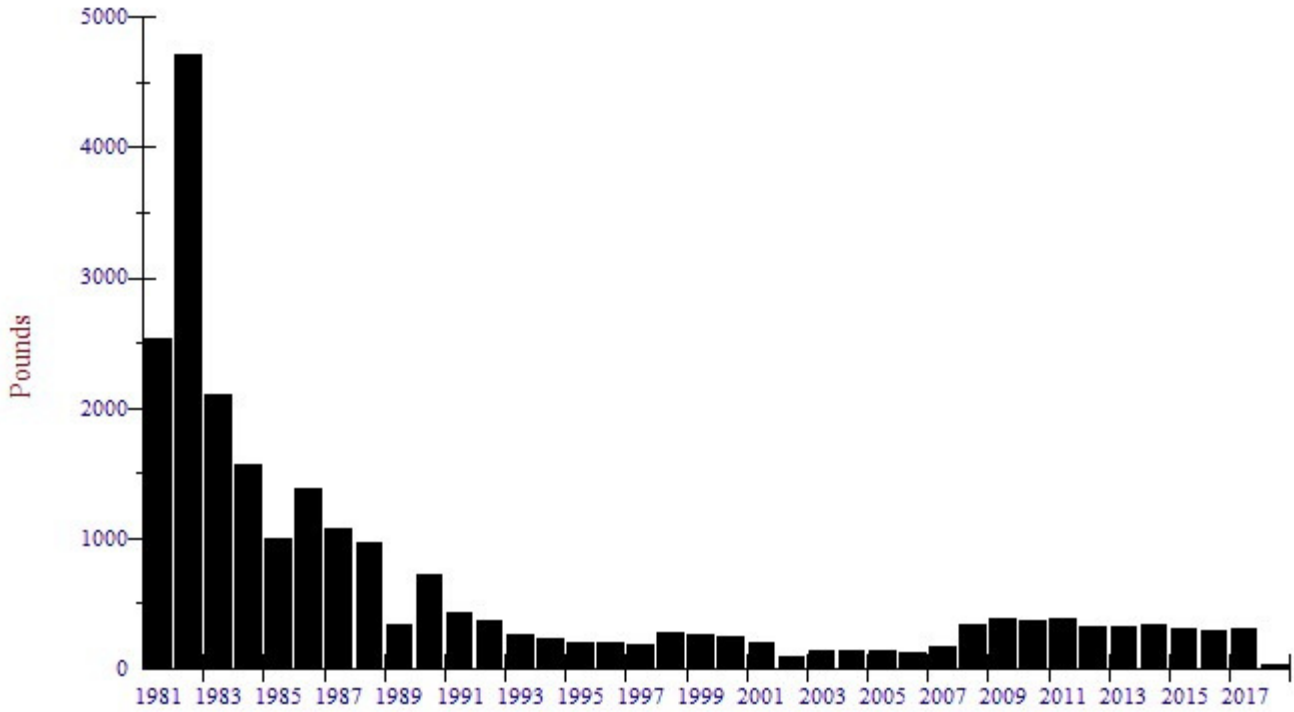
Year	Cadmium	Chromium	Copper	Lead	Mercury	Nickel	Silver	Zinc
1981	2,525	65,354	363,670	30,528	89	214,734	9,040	268,159
1982	4,704	34,033	196,011	24,562	329	142,393	2,729	305,976
1983	2,104	5,330	177,409	16,610	149	140,299	3,531	211,092
1984	1,566	9,109	171,021	17,776	265	134,463	5,249	151,764
1985	995	13,566	125,683	16,208	171	102,841	4,150	146,043
1986	1,385	13,158	114,928	16,848	188	81,718	7,649	163,160
1987	1,077	12,530	74,121	11,751	67	59,380	4,417	149,914
1988	971	11,514	30,915	10,052	123	45,188	2,242	79,569
1989	328	6,744	19,864	5,947	120	33,763	1,710	76,037
1990	724	7,870	25,494	6,118	165	32,448	2,116	63,054
1991	424	9,792	27,871	7,115	178	40,963	2,456	30,663
1992	372	4,067	24,457	6,001	169	35,861	2,232	25,854
1993	256	3,216	25,327	4,943	84	31,380	1,574	26,820
1994	223	3,181	22,996	3,771	84	21,236	1,732	25,351
1995	197	2,701	14,296	2,955	63	18,656	1,349	22,202
1996	197	3,157	14,353	2,188	31	18,534	1,262	17,199
1997	182	2,997	13,794	3,613	25	16,757	1,247	17,307
1998	274	3,148	12,274	3,484	30	12,365	1,251	17,679
1999	259	2,503	11,799	2,141	17	11,491	1,126	18,766
2000	239	1,514	14,178	3,144	13	11,846	1,234	21,689
2001	192	1,970	13,832	2,524	27	8,736	843	16,151
2002	96	1,302	9,469	2,270	11	5,324	777	14,665
2003	134	1,307	7,710	1,951	16	6,058	655	13,400
2004	132	1,081	7,429	1,644	13	7,324	643	13,363
2005	131	893	7,361	1,719	13	4,550	590	15,450
2006	121	1,097	8,392	2,028	11	5,000	574	15,385
2007	166	1,165	6,497	1,214	8	3,472	425	13,395
2008	336	1,586	6,543	1,875	7	3,189	566	14,444
2009	381	1,664	5,854	1,849	7	3,240	604	14,814
2010	362	1,639	5,518	1,886	13	2,978	574	12,022
2011	385	1,781	5,545	1,748	6	3,848	595	12,337
2012	314	1,482	4,780	1,383	6	2,815	509	11,282
2013	325	1,543	5,024	1,512	6	2,605	522	11,387
2014	330	1,365	5,941	1,448	5	2,784	525	12,668
2015	310	1,290	5,458	1,493	5	2,728	470	14,609
2016	291	1,252	5,048	1,348	5	2,956	469	13,037

Field's Point Influent Loading Data

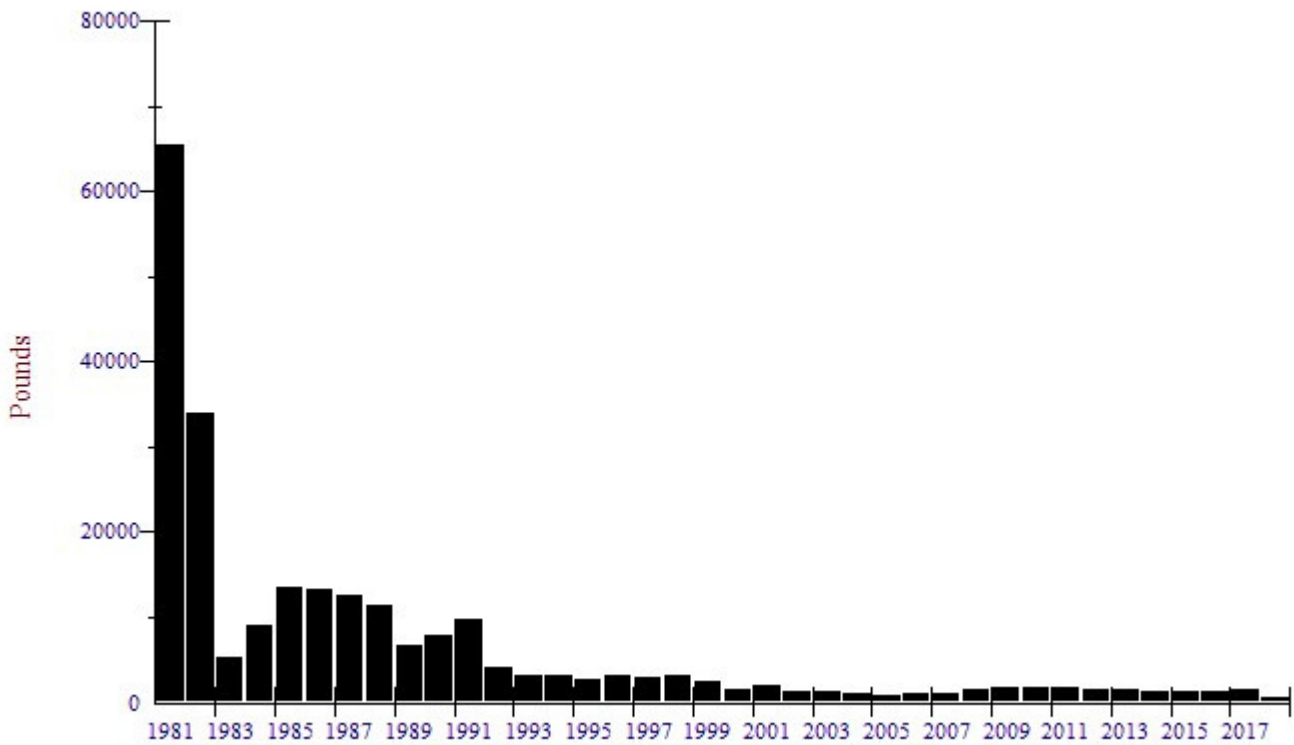
Influent loading (lbs/year)

Year	Cadmium	Chromium	Copper	Lead	Mercury	Nickel	Silver	Zinc
2017	303	1,502	5,288	1,644	5	2,668	488	13,966
2018	34	698	4,683	1,100	2	3,270	109	13,286

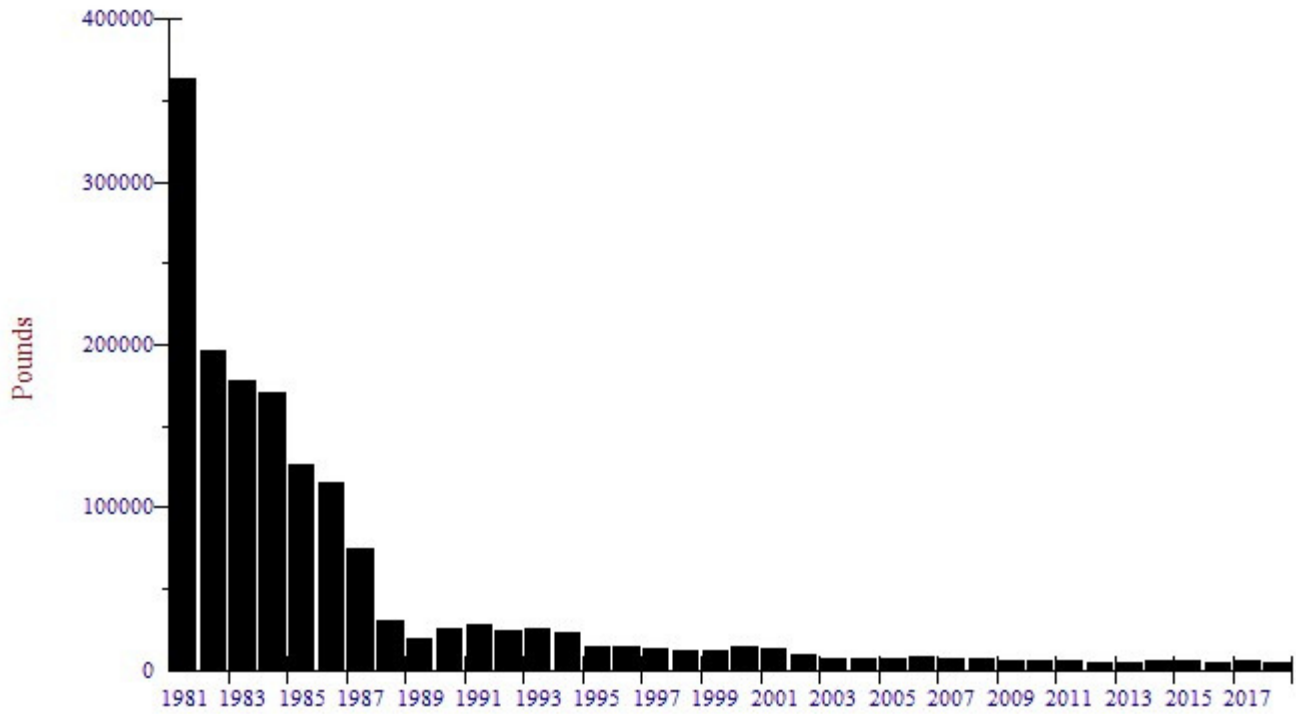
Field's Point Influent Cadmium Loading



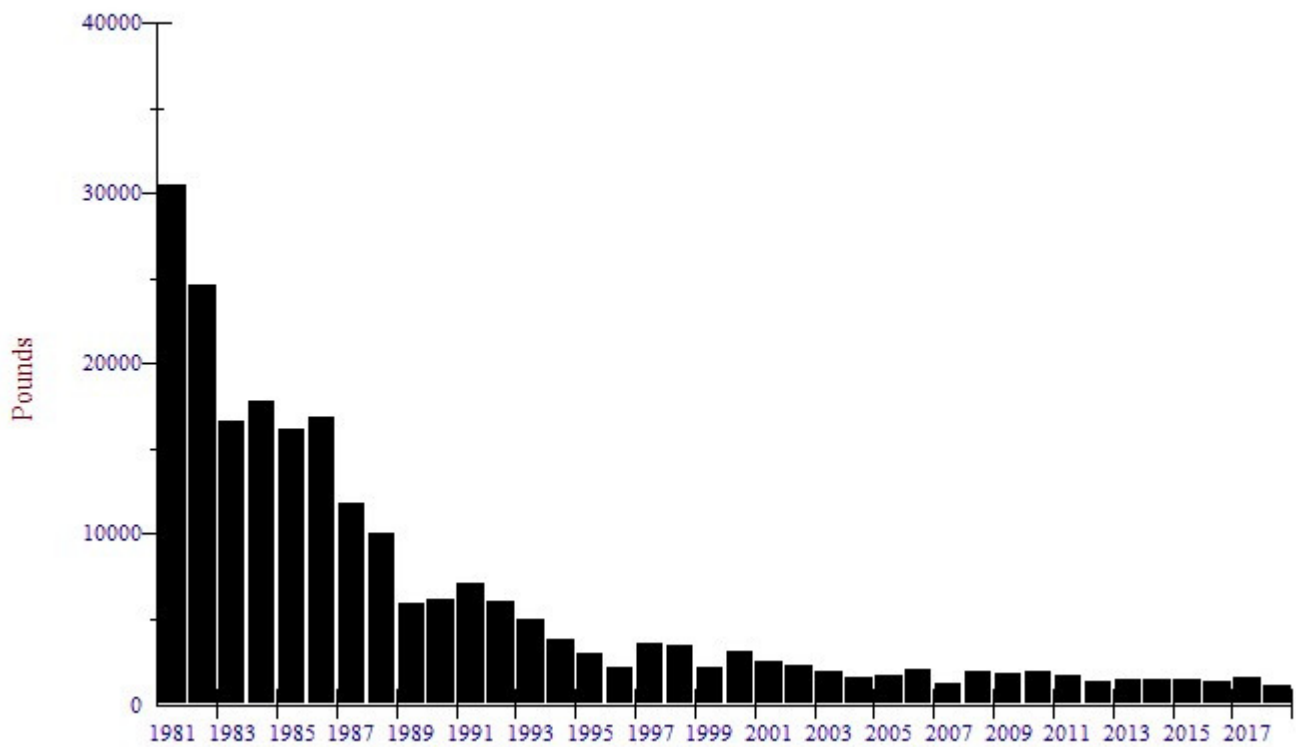
Field's Point Influent Chromium Loading



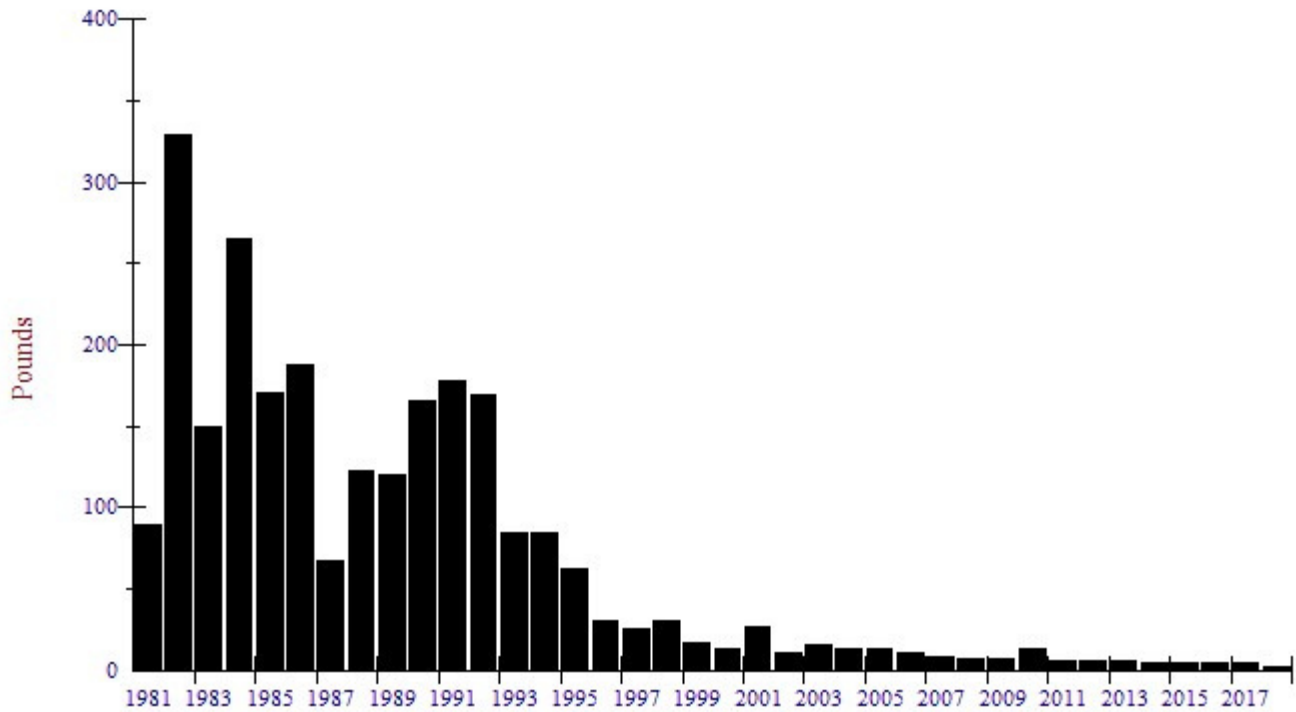
Field's Point Influent Copper Loading



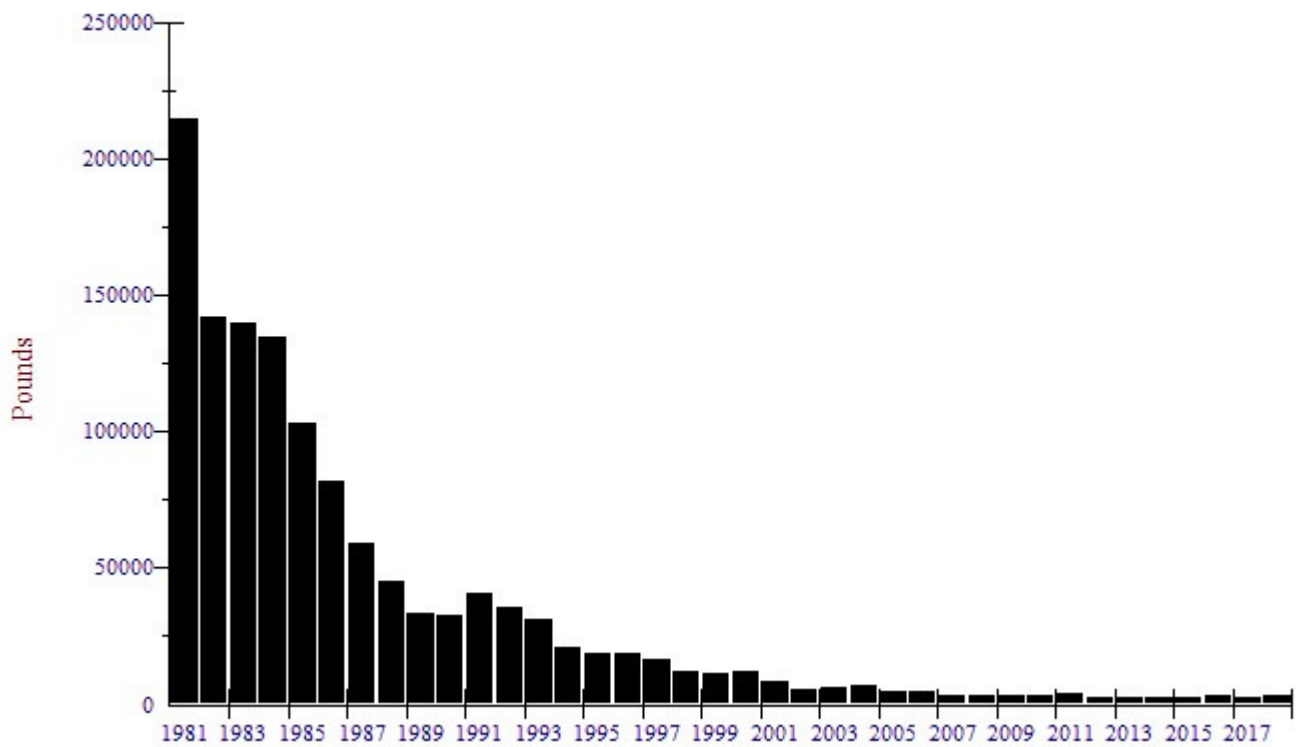
Field's Point Influent Lead Loading



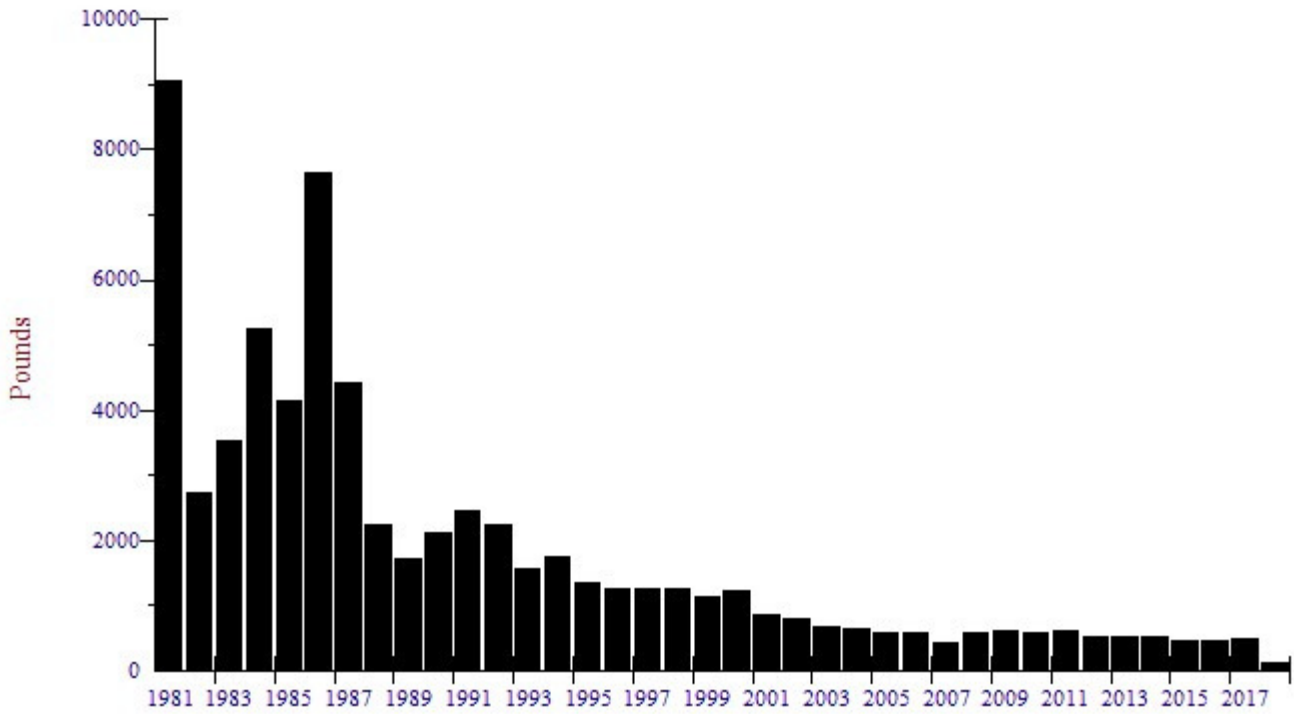
Field's Point Influent Mercury Loading



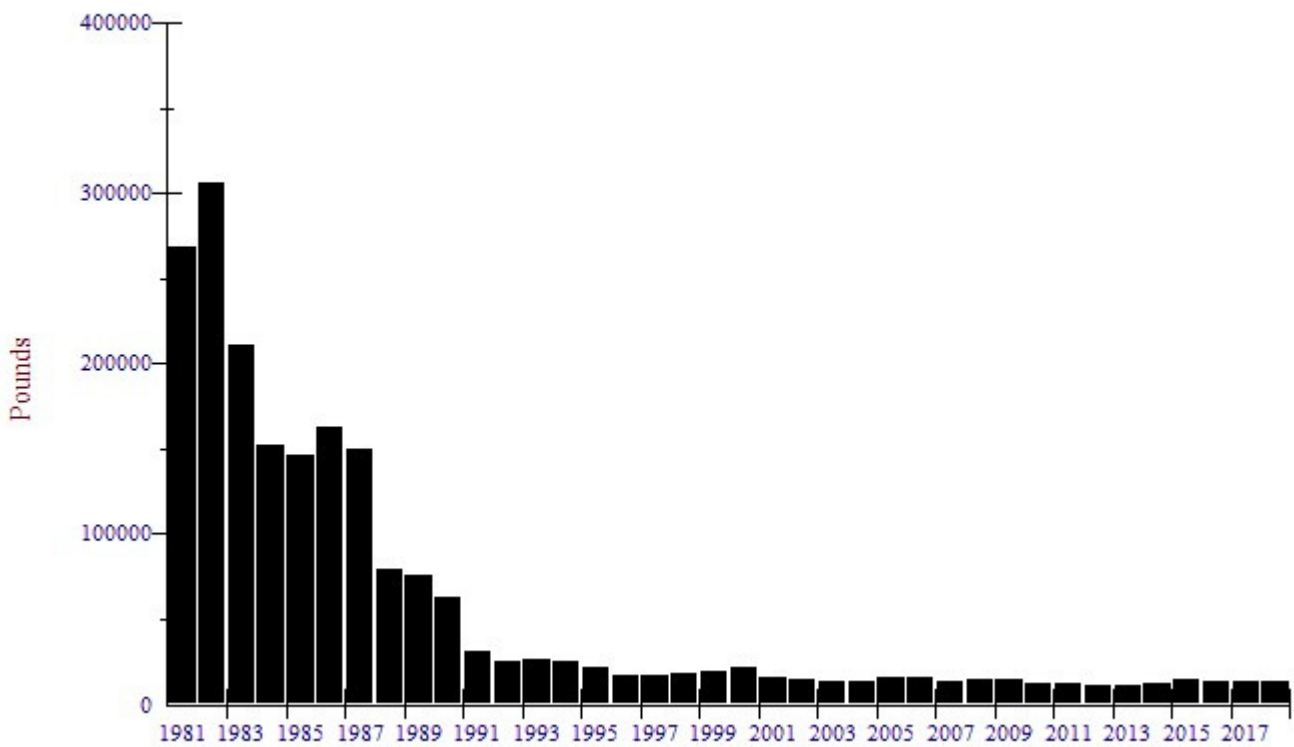
Field's Point Influent Nickel Loading



Field's Point Influent Silver Loading



Field's Point Influent Zinc Loading



EFFLUENT LOADING DATA

FIELD'S POINT

Field's Point Effluent Metals Al - Mo 2018
all analyses in ppb

Date	Day of the Week	Total Eff Flow	Al (ppb)	Fe (ppb)	Se (ppb)	As (ppb)	Mo (ppb)
1/2/2018	Tuesday	31.38	9.278		1.413	1.594	5.786
1/3/2018	Wednesday	31.46	10.616		1.653	1.515	5.930
1/9/2018	Tuesday	31.10	9.109	100.887	<1.000	1.532	2.825
1/10/2018	Wednesday	31.56	8.223		1.257	1.493	2.665
1/16/2018	Tuesday	61.56	21.679		1.345	1.320	2.339
1/17/2018	Wednesday	46.57	16.272		1.834	1.565	4.196
1/23/2018	Tuesday	69.63	17.701		1.398	1.107	1.715
1/24/2018	Wednesday	70.90	19.173		1.829	1.501	1.742
1/30/2018	Tuesday	42.90	15.271		<1.000	1.781	2.269
1/31/2018	Wednesday	42.05	13.972		<1.000	1.607	1.911
2/6/2018	Tuesday	64.69	12.252	78.307	1.770	1.349	2.535
2/7/2018	Wednesday	60.39	18.596		1.590	1.194	2.157
2/13/2018	Tuesday	69.38	13.540		3.359	1.248	4.813
2/14/2018	Wednesday	50.92	11.290		1.442	1.298	2.734
2/20/2018	Tuesday	48.16	85.816		1.158	1.520	5.289
2/21/2018	Wednesday	47.44	7.877		2.867	1.448	6.562
2/27/2018	Tuesday	49.76	9.594		1.244	1.342	3.322
2/28/2018	Wednesday	47.48	8.001		1.604	1.270	3.719
3/6/2018	Tuesday	74.78	14.740	90.580	<1.000	1.298	1.599
3/7/2018	Wednesday	75.13	16.899		1.439	1.162	2.299
3/13/2018	Tuesday	62.89	14.117		<1.000	1.058	2.204
3/14/2018	Wednesday	64.91	17.113		1.835	1.502	2.727
3/20/2018	Tuesday	49.89	12.188		2.409	1.716	4.068
3/21/2018	Wednesday	49.72	12.789		1.828	1.684	3.705
3/27/2018	Tuesday	44.64	11.197		2.727	2.012	4.709
3/28/2018	Wednesday	43.67	9.506		1.631	1.707	3.860
4/3/2018	Tuesday	55.36	12.358	90.216	1.002	1.521	2.178
4/4/2018	Wednesday	54.78	12.854		<1.000	1.461	1.821
4/10/2018	Tuesday	39.35	9.252		2.058	1.704	3.810
4/11/2018	Wednesday	39.60	8.953		1.894	1.573	3.532
4/17/2018	Tuesday	71.38	16.521		1.387	1.379	2.479
4/18/2018	Wednesday	71.08	16.264		1.452	1.254	2.219
4/24/2018	Tuesday	45.19	11.288		1.594	1.563	2.339
4/25/2018	Wednesday	73.16	12.682		1.014	1.109	2.129
5/1/2018	Tuesday	55.26	9.183		1.483	1.188	1.889
5/2/2018	Wednesday	49.02	9.007		2.266	1.360	3.656
5/8/2018	Tuesday	43.32	8.112	69.065	<1.000	1.359	2.974
5/9/2018	Wednesday	42.23	6.958		<1.000	1.419	2.720
5/15/2018	Tuesday	51.96	12.841		1.135	1.496	7.575
5/16/2018	Wednesday	52.29	7.030		1.115	1.382	6.961
5/22/2018	Tuesday	38.84	9.482		1.131	1.652	5.432
5/23/2018	Wednesday	38.71	9.193		1.328	1.659	6.874
5/29/2018	Tuesday	36.00	8.442		1.267	1.538	10.525
5/30/2018	Wednesday	36.52	7.731		1.375	1.605	7.598
6/5/2018	Tuesday	54.34	36.317	142.188	1.539	1.367	4.015
6/6/2018	Wednesday	48.26	7.739		1.135	1.394	3.960
6/12/2018	Tuesday	35.96	7.622		1.328	1.551	5.122
6/13/2018	Wednesday	33.47	8.818		1.208	1.621	5.256
6/19/2018	Tuesday	33.15	9.311		<1	1.654	5.550
6/20/2018	Wednesday	32.51	6.582		1.194	1.604	6.068
6/26/2018	Tuesday	31.53	6.911		2.892	1.479	9.160

Field's Point Effluent Metals Al - Mo 2018
all analyses in ppb

Date	Day of the Week	Total Eff Flow	Al (ppb)	Fe (ppb)	Se (ppb)	As (ppb)	Mo (ppb)
6/27/2018	Wednesday	33.66	16.23		1.287	1.482	6.391
7/3/2018	Tuesday	34.34	7.230		<1	1.468	3.579
7/4/2018	Wednesday	33.21	6.542		<1	1.277	2.780
7/10/2018	Tuesday	34.04	7.317	200.7	<1	1.583	3.921
7/11/2018	Wednesday	32.03	7.049		<1	1.652	3.320
7/17/2018	Tuesday	48.31	51.69		<1	1.344	3.065
7/18/2018	Wednesday	41.86	7.215		<1	1.276	3.502
7/24/2018	Tuesday	32.57	7.310		<1	1.352	5.434
7/25/2018	Wednesday	35.02	7.284		<1	1.379	4.523
7/31/2018	Tuesday	30.58	6.600		<1	1.175	3.381
8/1/2018	Wednesday	30.43	13.78		1.097	1.333	4.406
8/7/2018	Tuesday	32.76	8.785	298.5	1.181	1.088	5.359
8/8/2018	Wednesday	36.51	9.150		<1	1.271	5.253
8/14/2018	Tuesday	61.57	7.360		<1	1.165	2.517
8/15/2018	Wednesday	44.86	7.049		<1	1.330	3.077
8/21/2018	Tuesday	36.96	7.448		<1	1.287	3.843
8/22/2018	Wednesday	50.92	7.534		<1	1.158	3.021
8/28/2018	Tuesday	34.65	6.921		<1	1.444	4.383
8/29/2018	Wednesday	31.96	5.920		1.018	1.248	4.238
9/4/2018	Tuesday	31.93	6.092		<1	1.340	3.534
9/5/2018	Wednesday	30.79	6.414		1.007	1.414	4.012
9/11/2018	Tuesday	59.47	11.64	199.7	<1	1.181	2.932
9/12/2018	Wednesday	62.21	16.07		<1	1.116	2.445
9/18/2018	Tuesday	58.51	13.60		<1	1.071	2.713
9/19/2018	Wednesday	64.10	8.885		1.069	1.112	2.959
9/25/2018	Tuesday	66.68	21.71		1.047	1.141	2.730
9/26/2018	Wednesday	73.48	10.82		1.043	1.221	3.183
10/2/2018	Tuesday	66.83	20.20		<1	1.309	1.904
10/3/2018	Wednesday	64.51	15.11		<1	1.413	2.095
10/9/2018	Tuesday	46.70	7.350		<1	1.665	3.162
10/10/2018	Wednesday	45.21	9.849		1.181	1.606	3.908
10/16/2018	Tuesday	47.13	10.56	157.7	<1	1.519	3.104
10/17/2018	Wednesday	46.05	9.419		<1	1.478	2.303
10/23/2018	Tuesday	40.61	7.298		1.988	2.164	4.244
10/24/2018	Wednesday	38.93	8.626		2.114	2.022	3.954
10/30/2018	Tuesday	61.54	17.45		1.018	1.468	2.088
10/31/2018	Wednesday	41.71	7.347		<1	1.560	2.494
11/6/2018	Tuesday	75.28	12.32	103	<1	1.210	2.532
11/7/2018	Wednesday	72.91	13.33		<1	1.339	2.890
11/13/2018	Tuesday	76.15	16.73		<1	1.132	2.970
11/14/2018	Wednesday	74.23	17.18		<1	1.701	4.214
11/20/2018	Tuesday	75.56	13.85		1.462	1.710	10.89
11/21/2018	Wednesday	74.72	13.97		<1	1.684	8.578
11/27/2018	Tuesday	75.95	13.92		1.165	1.763	3.643
11/28/2018	Wednesday	74.17	11.34		<1	1.874	3.336
12/4/2018	Tuesday	72.67	11.54	120.7	1.221	2.029	3.296
12/5/2018	Wednesday	55.17	10.06		1.029	2.304	2.889
12/11/2018	Tuesday	49.79	9.982		<1	2.766	3.016
12/12/2018	Wednesday	45.26	7.686		<1	2.550	2.891
12/18/2018	Tuesday	44.28	8.022		1.402	2.371	4.017
12/19/2018	Wednesday	41.54	9.912		2.100	2.182	4.731
12/25/2018	Tuesday	44.89	8.090		<1	1.001	1.357
12/26/2018	Wednesday	45.14	8.031		<1	2.294	1.826

Field's Point Effluent Metals Cd - CN 2018
all analyses in ppb

Date	Day of the Week	Total Eff Flow	Cd (ppb)	Cr (ppb)	Cu (ppb)	Pb (ppb)	Hg (ppb)	Ni (ppb)	Ag (ppb)	Zn (ppb)	CN (ppb)
1/2/2018	Tuesday	31.38	<0.020	1.029	3.038	0.327		16.836	0.024	32.722	8.550
1/3/2018	Wednesday	31.46	<0.020	1.232	3.297	0.362		23.111	0.026	34.625	10.50
1/9/2018	Tuesday	31.10	<0.020	1.134	2.963	0.354	0.002820	23.145	0.026	35.120	8.880
1/10/2018	Wednesday	31.56	<0.020	1.437	3.223	0.341		30.650	0.037	42.033	8.550
1/16/2018	Tuesday	61.56	0.023	1.192	2.767	0.543		18.186	0.025	35.937	10.60
1/17/2018	Wednesday	46.57	0.025	1.211	2.997	0.559		18.349	0.029	43.371	10.90
1/23/2018	Tuesday	69.63	0.032	1.121	4.376	0.575		11.218	0.026	30.611	7.760
1/24/2018	Wednesday	70.90	0.039	1.047	5.432	0.617		11.478	0.030	34.428	8.820
1/30/2018	Tuesday	42.90	0.076	0.899	5.110	0.418		17.719	0.031	42.848	9.620
1/31/2018	Wednesday	42.05	0.059	0.956	4.145	0.380		18.799	0.040	42.040	11.00
2/6/2018	Tuesday	64.69	0.049	0.971	4.188	0.384	0.002010	11.384	0.022	29.700	9.350
2/7/2018	Wednesday	60.39	0.061	0.957	4.772	0.513		10.655	0.031	32.902	10.70
2/13/2018	Tuesday	69.38	0.052	0.735	4.151	0.403		10.026	0.020	32.838	9.290
2/14/2018	Wednesday	50.92	0.062	0.680	3.987	0.321		11.667	0.024	33.151	9.730
2/20/2018	Tuesday	48.16	0.069	0.936	4.611	0.360		15.127	0.024	45.261	8.210
2/21/2018	Wednesday	47.44	0.075	1.008	5.039	<0.300		14.937	0.021	43.368	6.890
2/27/2018	Tuesday	49.76	0.068	0.769	3.247	0.301		14.463	0.021	39.136	7.740
2/28/2018	Wednesday	47.48	0.059	0.733	3.842	<0.300		16.360	0.020	38.564	9.680
3/6/2018	Tuesday	74.78	0.058	0.830	4.254	0.373	0.003410	12.029	0.025	33.461	7.670
3/7/2018	Wednesday	75.13	0.087	0.845	5.313	0.420		11.863	0.036	40.994	9.330
3/13/2018	Tuesday	62.89	0.079	0.733	4.864	0.354		9.702	0.026	31.594	10.8
3/14/2018	Wednesday	64.91	0.074	0.951	4.700	0.458		12.072	0.034	37.764	8.26
3/20/2018	Tuesday	49.89	0.054	1.198	3.879	0.344		13.264	0.030	35.346	8.670
3/21/2018	Wednesday	49.72	0.055	0.947	3.768	0.320		12.654	0.023	32.310	8.860
3/27/2018	Tuesday	44.64	0.040	1.170	2.841	0.333		17.860	0.027	35.954	8.270
3/28/2018	Wednesday	43.67	0.038	0.935	2.785	<0.300		19.488	0.025	37.525	8.460
4/3/2018	Tuesday	55.36	0.026	0.899	2.952	0.404	0.002150	16.810	0.029	30.235	8.900
4/4/2018	Wednesday	54.78	0.049	0.938	2.764	0.424		16.877	0.079	29.639	11.20
4/10/2018	Tuesday	39.35	0.035	1.336	2.577	<0.300		20.348	0.034	29.212	7.940
4/11/2018	Wednesday	39.60	0.051	1.359	2.800	<0.300		18.404	0.031	39.372	6.580
4/17/2018	Tuesday	71.38	0.030	0.964	2.971	0.427		15.834	0.066	34.171	4.600
4/18/2018	Wednesday	71.08	0.028	0.902	3.028	0.507		16.409	0.072	32.061	4.660
4/24/2018	Tuesday	45.19	0.026	1.133	2.952	0.389		15.035	0.074	34.750	5.960
4/25/2018	Wednesday	73.16	0.021	0.876	2.723	0.422		10.369	0.045	29.541	7.550
5/1/2018	Tuesday	55.26	0.030	0.779	2.235	0.369		13.457	0.028	31.721	9.830
5/2/2018	Wednesday	49.02	0.029	0.808	2.428	0.331		15.999	0.024	30.824	5.920
5/8/2018	Tuesday	43.32	0.024	0.830	2.198	<0.300	0.001840	12.332	0.020	28.407	6.150
5/9/2018	Wednesday	42.23	0.021	0.666	1.980	<0.300		20.724	<0.020	27.057	7.230
5/15/2018	Tuesday	51.96	0.026	0.861	2.693	0.462		11.544	0.034	25.125	4.790
5/16/2018	Wednesday	52.29	<0.020	0.794	2.160	0.338		13.280	0.023	23.432	7.930
5/22/2018	Tuesday	38.84	<0.020	1.358	2.705	0.446		17.873	0.024	29.207	6.960
5/23/2018	Wednesday	38.71	<0.020	1.322	2.373	0.367		20.610	0.029	30.592	7.340
5/29/2018	Tuesday	36.00	<0.020	1.108	2.318	0.329		16.528	0.040	28.473	<4.00
5/30/2018	Wednesday	36.52	<0.020	1.440	2.486	0.313		42.557	0.034	26.929	7.310
6/5/2018	Tuesday	54.34	<0.020	2.669	2.713	0.487	0.003210	14.058	0.037	27.477	5.490
6/6/2018	Wednesday	48.26	<0.020	1.771	1.865	0.369		14.790	<0.020	28.301	10.30
6/12/2018	Tuesday	35.96	<0.020	1.678	2.152	0.3189		17.17	0.02422	27.80	9.80
6/13/2018	Wednesday	33.47	<0.020	1.250	2.492	0.3411		20.63	0.03442	29.62	12.2
6/19/2018	Tuesday	33.15	<0.020	1.552	2.630	0.3420		18.35	0.02921	27.95	10
6/20/2018	Wednesday	32.51	<0.020	1.348	2.217	0.3099		17.64	0.02315	32.01	9.43
6/26/2018	Tuesday	31.53	<0.020	1.021	1.864	0.3279		19.54	<0.020	25.58	9.34
6/27/2018	Wednesday	33.66	<0.020	1.257	3.448	0.5501		16.59	0.04909	26.71	9
7/3/2018	Tuesday	34.34	<0.020	0.7950	1.709	0.4341		11.93	<0.020	29.16	8.85
7/4/2018	Wednesday	33.21	<0.020	0.6595	1.443	0.3220		9.971	<0.020	24.92	19.2
7/10/2018	Tuesday	34.04	<0.020	0.8792	1.417	0.3398	0.00252	12.85	<0.020	26.93	10.5
7/11/2018	Wednesday	32.03	<0.020	0.8671	1.490	0.3439		13.25	<0.020	20.87	8.39
7/17/2018	Tuesday	48.31	0.04461	1.322	6.861	1.692		10.93	0.1056	27.99	6.85
7/18/2018	Wednesday	41.86	<0.020	0.8166	1.342	0.4606		13.02	<0.020	30.59	10.6
7/24/2018	Tuesday	32.57	<0.020	1.828	2.190	0.4181		14.70	<0.020	25.87	13

Field's Point Effluent Metals Cd - CN 2018
all analyses in ppb

Date	Day of the Week	Total Eff Flow	Cd (ppb)	Cr (ppb)	Cu (ppb)	Pb (ppb)	Hg (ppb)	Ni (ppb)	Ag (ppb)	Zn (ppb)	CN (ppb)
7/25/2018	Wednesday	35.02	<0.020	1.238	2.143	0.4661		14.48	<0.020	24.51	9.81
7/31/2018	Tuesday	30.58	<0.020	0.6359	1.737	<0.300		18.64	<0.020	22.60	9.33
8/1/2018	Wednesday	30.43	<0.020	0.7357	1.860	<0.300		18.39	0.02006	25.19	9.01
8/7/2018	Tuesday	32.76	<0.020	1.226	1.760	0.3456	0.00145	15.34	<0.020	35.28	8.30
8/8/2018	Wednesday	36.51	<0.020	1.108	1.971	0.3603		16.17	0.02295	26.12	9.27
8/14/2018	Tuesday	61.57	<0.020	0.7977	1.631	0.3756		9.213	<0.020	19.86	9.59
8/15/2018	Wednesday	44.86	<0.020	0.8481	1.534	0.4206		13.50	<0.020	21.67	10.1
8/21/2018	Tuesday	36.96	<0.020	1.118	1.772	0.4047		10.60	<0.020	21.87	7.44
8/22/2018	Wednesday	50.92	0.04556	0.9463	1.928	0.3893		11.33	<0.020	21.14	9
8/28/2018	Tuesday	34.65	<0.020	0.8178	2.289	0.3552		37.29	0.03020	22.86	9.58
8/29/2018	Wednesday	31.96	<0.020	0.9279	2.086	0.3133		30.14	0.02046	22.63	6.52
9/4/2018	Tuesday	31.93	<0.020	1.003	2.067	0.4676		16.33	<0.020	20.49	8.93
9/5/2018	Wednesday	30.79	<0.020	0.8846	2.413	0.4286		20.82	0.03071	23.80	8.87
9/11/2018	Tuesday	59.47	<0.020	1.640	2.383	0.4465	0.00224	16.84	0.07788	27.63	7.49
9/12/2018	Wednesday	62.21	<0.020	0.9245	2.265	0.4941		12.06	0.05365	23.84	7.45
9/18/2018	Tuesday	58.51	<0.020	0.7011	2.599	0.5430		10.71	0.04203	20.17	8.97
9/19/2018	Wednesday	64.10	<0.020	0.6158	2.016	0.4098		10.89	0.02713	19.27	8.64
9/25/2018	Tuesday	66.68	<0.020	1.175	3.492	0.6674		11.53	0.05411	22.84	9.41
9/26/2018	Wednesday	73.48	<0.020	0.6457	2.182	0.3704		13.17	0.03015	22.74	7.81
10/2/2018	Tuesday	66.83	<0.020	0.7424	2.898	0.7222		11.71	0.04545	18.46	8.16
10/3/2018	Wednesday	64.51	<0.020	0.9331	2.210	0.5008		12.12	0.03855	18.58	8.52
10/9/2018	Tuesday	46.70	0.02325	0.6358	1.873	0.3553		11.04	<0.020	17.77	9.24
10/10/2018	Wednesday	45.21	<0.020	0.6229	1.747	0.4476		13.39	0.02005	19.40	4.91
10/16/2018	Tuesday	47.13	0.02689	0.9535	1.733	0.4420	0.00159	16.37	0.02510	17.68	9.33
10/17/2018	Wednesday	46.05	<0.020	0.8147	1.520	0.3857		19.85	<0.020	17.07	11.1
10/23/2018	Tuesday	40.61	<0.020	0.9624	1.596	0.3152		15.58	<0.020	18.59	9
10/24/2018	Wednesday	38.93	<0.020	0.9420	1.559	0.3206		17.26	<0.020	19.19	10.4
10/30/2018	Tuesday	61.54	<0.020	0.9253	1.691	0.4038		12.21	<0.020	19.57	8.90
10/31/2018	Wednesday	41.71	<0.020	0.8796	1.335	0.3226		14.49	<0.020	20.38	7.94
11/6/2018	Tuesday	75.28	<0.020	0.8296	2.432	0.4951	0.00129	9.971	0.02329	19.39	5.25
11/7/2018	Wednesday	72.91	<0.020	0.7323	2.392	0.4574		10.94	0.02552	19.51	5.50
11/13/2018	Tuesday	76.15	0.02034	0.6845	2.908	0.5331		10.38	0.03538	22.63	8.07
11/14/2018	Wednesday	74.23	0.02535	0.8478	2.972	0.4922		12.41	0.03506	22.96	12.8
11/20/2018	Tuesday	75.56	0.02438	0.8870	2.678	0.4367		16.97	0.03160	19.82	6.52
11/21/2018	Wednesday	74.72	0.02788	0.8777	2.468	0.4447		16.87	0.03917	19.75	7.13
11/27/2018	Tuesday	75.95	0.03012	0.8337	2.716	0.3994		11.74	0.02579	22.77	7.08
11/28/2018	Wednesday	74.17	0.03166	0.8374	2.616	0.3683		13.38	0.02843	23.65	8.75
12/4/2018	Tuesday	72.67	0.03416	1.700	2.975	0.3743	0.00234	13.73	0.03145	24.96	6.13
12/5/2018	Wednesday	55.17	0.02922	1.288	2.949	0.3457		17.95	0.02960	23.68	6.53
12/11/2018	Tuesday	49.79	0.02822	1.355	2.686	<0.300		19.29	0.02169	23.26	8
12/12/2018	Wednesday	45.26	0.03169	1.246	3.003	<0.300		23.68	<0.020	26.09	10
12/18/2018	Tuesday	44.28	0.03288	1.198	2.629	0.3174		16.47	0.02155	26.37	8.80
12/19/2018	Wednesday	41.54	0.03554	1.581	3.551	0.3354	0.00299	19.41	0.02147	31.46	7.70
12/25/2018	Tuesday	44.89	0.03004	0.9042	1.633	<0.300		9.018	<0.020	17.44	10.2
12/26/2018	Wednesday	45.14	0.02707	1.145	2.206	<0.300		11.14	<0.020	22.69	7.40

Field's Point Monthly Average, Minimum, and Maximum Effluent Data 2018
all analyses in ppb

Date		Flow (MGD)	Cd	TTL Cr	Cu	Pb	Hg(ppt)	Ni	Ag	Zn	CN
January	Average	45.87	0.03	1.13	3.73	0.45	2.82	18.95	0.03	37.37	9.52
	Minimum	28.97	0.02	0.90	2.77	0.33	2.82	11.22	0.02	30.61	7.76
	Maximum	72.97	0.08	1.44	5.43	0.62	2.82	30.65	0.04	43.37	11.00
February	Average	55.33	0.06	0.85	4.23	0.36	2.01	13.08	0.02	36.87	8.95
	Minimum	39.48	0.05	0.68	3.25	0.30	2.01	10.03	0.02	29.70	6.89
	Maximum	73.28	0.08	1.01	5.04	0.51	2.01	16.36	0.03	45.26	10.70
March	Average	58.94	0.06	0.95	4.05	0.36	3.41	13.62	0.03	35.62	8.79
	Minimum	41.74	0.04	0.73	2.79	0.30	3.41	9.70	0.02	31.59	7.67
	Maximum	75.55	0.09	1.20	5.31	0.46	3.41	19.49	0.04	40.99	10.80
April	Average	54.18	0.03	1.05	2.85	0.40	2.15	16.26	0.05	33.62	7.17
	Minimum	37.72	0.02	0.88	2.58	0.30	2.15	10.37	0.03	29.54	4.60
	Maximum	74.59	0.05	1.36	3.03	0.51	2.15	20.35	0.08	39.37	11.20
May	Average	43.56	0.02	1.00	2.36	0.36	1.84	18.49	0.03	28.18	6.75
	Minimum	36.00	0.02	0.67	1.98	0.30	1.84	11.54	0.02	23.43	4.00
	Maximum	55.26	0.03	1.44	2.71	0.46	1.84	42.56	0.04	31.72	9.83
June	Average	39.36	0.02	1.57	2.42	0.38	3.21	17.35	0.03	28.18	9.45
	Minimum	30.69	0.02	1.02	1.86	0.31	3.21	14.06	0.02	25.58	5.49
	Maximum	70.51	0.02	2.67	3.45	0.55	3.21	20.63	0.05	32.01	12.20
July	Average	34.33	0.02	1.00	2.26	0.53	2.52	13.31	0.03	25.94	10.73
	Minimum	29.92	0.02	0.64	1.34	0.30	2.52	9.97	0.02	20.87	6.85
	Maximum	48.31	0.04	1.83	6.86	1.69	2.52	18.64	0.11	30.59	19.20
August	Average	42.44	0.02	0.95	1.87	0.36	1.45	18.00	0.02	24.07	8.76
	Minimum	30.15	0.02	0.74	1.53	0.30	1.45	9.21	0.02	19.86	6.52
	Maximum	64.27	0.05	1.23	2.29	0.42	1.45	37.29	0.03	35.28	10.10
September	Average	49.75	0.02	0.95	2.43	0.48	2.24	14.04	0.04	22.60	8.45
	Minimum	30.79	0.02	0.62	2.02	0.37	2.24	10.71	0.02	19.27	7.45
	Maximum	73.48	0.02	1.64	3.49	0.67	2.24	20.82	0.08	27.63	9.41
October	Average	54.85	0.02	0.84	1.82	0.42	1.59	14.40	0.02	18.67	8.75
	Minimum	38.93	0.02	0.62	1.34	0.32	1.59	11.04	0.02	17.07	4.91
	Maximum	71.84	0.03	0.96	2.90	0.72	1.59	19.85	0.05	20.38	11.10
November	Average	72.74	0.02	0.82	2.65	0.45	1.29	12.83	0.03	21.31	7.64
	Minimum	47.46	0.02	0.68	2.39	0.37	1.29	9.97	0.02	19.39	5.25
	Maximum	80.46	0.03	0.89	2.97	0.53	1.29	16.97	0.04	23.65	12.80
December	Average	57.22	0.03	1.30	2.70	0.32	2.67	16.34	0.02	24.49	8.10
	Minimum	41.54	0.03	0.90	1.63	0.30	2.34	9.02	0.02	17.44	6.13
	Maximum	77.06	0.04	1.70	3.55	0.37	2.99	23.68	0.03	31.46	10.20

Field's Point Effluent Loading Summary 2018

Field's Point monthly mean effluent loading summary (lbs/month)

Monthly total loads calculated as: Monthly Total Effluent Flow (MG) * Average Daily Concentration (ppb) * Conversion Factor (0.00834).

Month	Total Monthly Eff Flow (MG)	Cd	Total Cr	Cu	Pb	Hg	Ni	Ag	Zn	Total Cyanide	Total Metals*
January	1421.87	0.40	13.35	44.29	5.31	0.0334	224.71	0.35	443.19	112.87	731.62
February	1549.12	0.80	10.96	54.65	4.65	0.0260	168.96	0.30	476.28	115.61	716.62
March	1827.28	0.92	14.49	61.73	5.53	0.0520	207.51	0.43	542.81	133.96	833.47
April	1625.35	0.45	14.25	38.58	5.38	0.0291	220.42	0.73	455.77	97.24	735.60
May	1350.28	0.26	11.22	26.55	4.00	0.0207	208.23	0.31	317.31	75.97	567.90
June	1180.68	0.20	15.44	23.86	3.75	0.0316	170.80	0.29	277.49	93.00	491.87
July	1064.21	0.20	8.92	20.05	4.71	0.0224	118.11	0.26	230.21	95.19	382.49
August	1315.52	0.25	10.39	20.52	3.98	0.0159	197.45	0.24	264.07	96.07	496.92
September	1492.57	0.25	11.81	30.21	5.96	0.0279	174.82	0.52	281.29	105.14	504.89
October	1700.45	0.30	11.93	25.76	5.98	0.0225	204.25	0.35	264.76	124.09	513.34
November	2182.16	0.45	14.86	48.19	8.25	0.0235	233.54	0.56	387.83	139.00	693.70
December	1773.68	0.46	19.26	40.00	4.76	0.0394	241.65	0.34	362.32	119.75	668.83
Total (lbs/year)		4.94	156.88	434.37	62.25	0.3445	2370.45	4.68	4303.34	1307.89	

*Total Metals = Sum of Monthly Metals Loads (Cd, Cr, Cu, Pb, Hg, Ni, Ag, Zn)

Field's Point monthly mean effluent loading summary (lbs/day)

Average of daily loads – Each Daily load is calculated as: Daily Effluent Flow (MG) * Daily Concentration (ppb) * Conversion Factor (0.00834); the average of those loads is reported here.

Month	Mean Eff Flow (MGD)	Cd	Total Cr	Cu	Pb	Hg	Ni	Ag	Zn	Total Cyanide	Total Metals*
January	45.87	0.01	0.43	1.49	0.18	0.0007	6.72	0.01	14.13	3.62	22.98
February	55.33	0.03	0.39	1.93	0.17	0.0011	5.84	0.01	16.57	4.13	24.94
March	58.94	0.03	0.45	2.04	0.18	0.0021	6.38	0.01	17.34	4.28	26.44
April	54.18	0.01	0.48	1.34	0.19	0.0010	7.42	0.03	15.48	3.29	24.95
May	43.56	0.01	0.36	0.87	0.13	0.0007	6.57	0.01	10.42	2.53	18.37
June	39.36	0.01	0.52	0.76	0.12	0.0015	5.36	0.01	8.88	2.91	15.67
July	34.33	0.01	0.30	0.73	0.17	0.0007	3.92	0.01	7.82	3.15	12.97
August	42.44	0.01	0.31	0.62	0.12	0.0004	5.61	0.01	7.85	2.97	14.52
September	49.75	0.01	0.44	1.14	0.22	0.0011	6.23	0.02	10.55	3.91	18.62
October	54.85	0.01	0.35	0.78	0.18	0.0006	5.86	0.01	7.77	3.63	14.97
November	72.74	0.02	0.51	1.65	0.28	0.0008	8.01	0.02	13.31	4.77	23.80
December	57.22	0.01	0.55	1.13	0.14	0.0012	6.74	0.01	10.15	3.29	18.74

*Total Metals = Sum of Monthly Average Metals Concentrations (Cd, Cr, Cu, Pb, Hg, Ni, Ag, Zn)

Field's Point Effluent Loading Summary 2018

Field's Point monthly mean effluent concentration (ppb)

Month	Mean Eff Flow (MGD)	Cd	Total Cr	Cu	Pb	Hg	Ni	Ag	Zn	Total Cyanide	Total Metals*
January	45.87	0.03	1.13	3.73	0.45	0.0028	18.95	0.03	37.37	9.52	61.70
February	55.33	0.06	0.85	4.23	0.36	0.0020	13.08	0.02	36.87	8.95	55.47
March	58.94	0.06	0.95	4.05	0.36	0.0034	13.62	0.03	35.62	8.79	54.69
April	54.18	0.03	1.05	2.85	0.40	0.0022	16.26	0.05	33.62	7.17	54.27
May	43.56	0.02	1.00	2.36	0.36	0.0018	18.49	0.03	28.18	6.75	50.43
June	39.36	0.02	1.57	2.42	0.38	0.0032	17.35	0.03	28.18	9.45	49.95
July	34.33	0.02	1.00	2.26	0.53	0.0025	13.31	0.03	25.94	10.73	43.09
August	42.44	0.02	0.95	1.87	0.36	0.0015	18.00	0.02	24.07	8.76	45.29
September	49.75	0.02	0.95	2.43	0.48	0.0022	14.04	0.04	22.60	8.45	40.56
October	54.85	0.02	0.84	1.82	0.42	0.0016	14.40	0.02	18.67	8.75	36.20
November	72.74	0.02	0.82	2.65	0.45	0.0013	12.83	0.03	21.31	7.64	38.12
December	57.22	0.03	1.30	2.70	0.32	0.0027	16.34	0.02	24.49	8.10	45.21

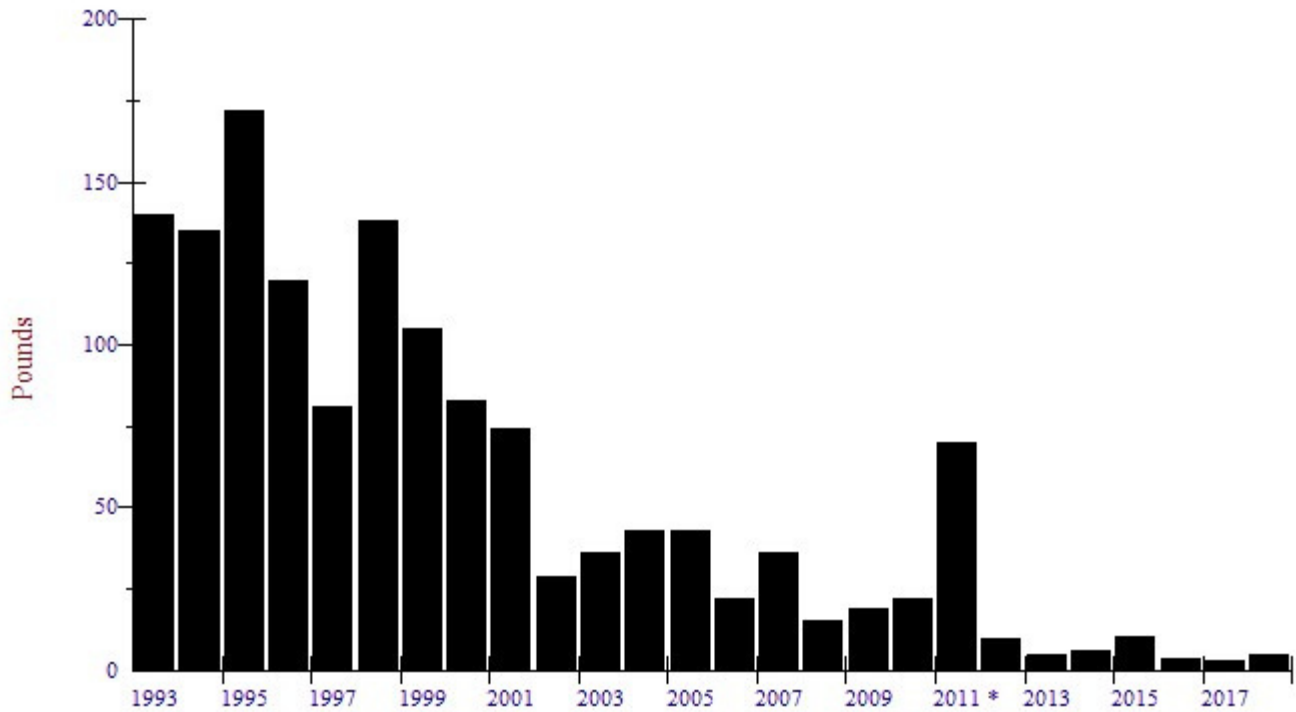
*Total Metals = Sum of Monthly Average Metals Concentrations (Cd, Cr, Cu, Pb, Hg, Ni, Ag, Zn)

Field's Point Effluent Loading Data
Effluent loading (lbs/year)

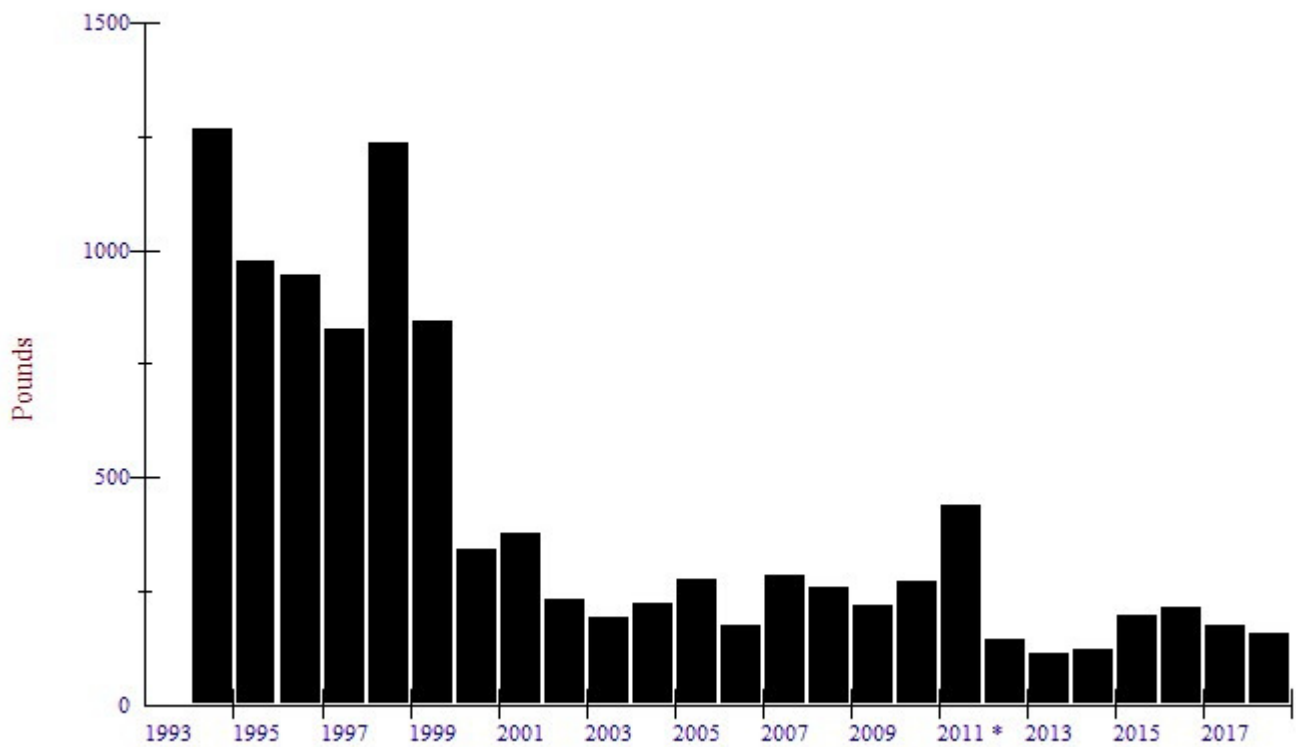
Year	Cadmium	Chromium	Copper	Lead	Mercury	Nickel	Silver	Zinc
1993	140		10831	1699	28.1	25289	634	11347
1994	135	1266	9132	1372	47.8	18134	636	13324
1995	172	975	4598	889	43.1	15045	529	9348
1996	120	945	5218	616	15.7	14416	500	9552
1997	81	827	4393	727	13.1	13819	341	8585
1998	138	1236	3960	883	19.0	9797	396	9011
1999	105	844	3371	562	18.3	8338	337	7689
2000	83	340	2670	704	13.1	8369	253	9345
2001	74	377	3458	515	13.7	6595	212	6981
2002	29	232	2050	283	3.7	3774	179	5031
2003	36	190	1968	268	2.9	4838	184	6076
2004	43	222	1564	338	4.5	5694	132	4171
2005	43	274	1289	329	3.8	3062	103	4117
2006	22	174	1443	194	2.1	3199	71	4290
2007	36	282	1,632	382	1.0	2,505	62	3934
2008	15	257	1667	185	1.0	2282	64	3870
2009	19	220	1642	177	0.9	2640	34	3782
2010	22	271	1505	184	2.5	2518	23	3818
2011 *	70	438	1224	410	0.6	2863	76	4022
2012	10	144	465	73	0.4	1900	12	2445
2013	5	114	279	279	0.4	1452	7	2523
2014	6	123	313	59	0.4	1682	6	2637
2015	10	194	330	52	0.4	1503	5	2786
2016	3	214	290	45	0.4	1855	4	3242
2017	3	172	329	51	0.4	1781	4	3447
2018	5	157	434	62	0.3	2370	5	4303

* In 2011, several samples for Ca, Cr, Pb, and Ag had to be analyzed on equipment with higher detection limits, resulting in an increased loadings that was not actually reflective of what was being discharged at Field's Point

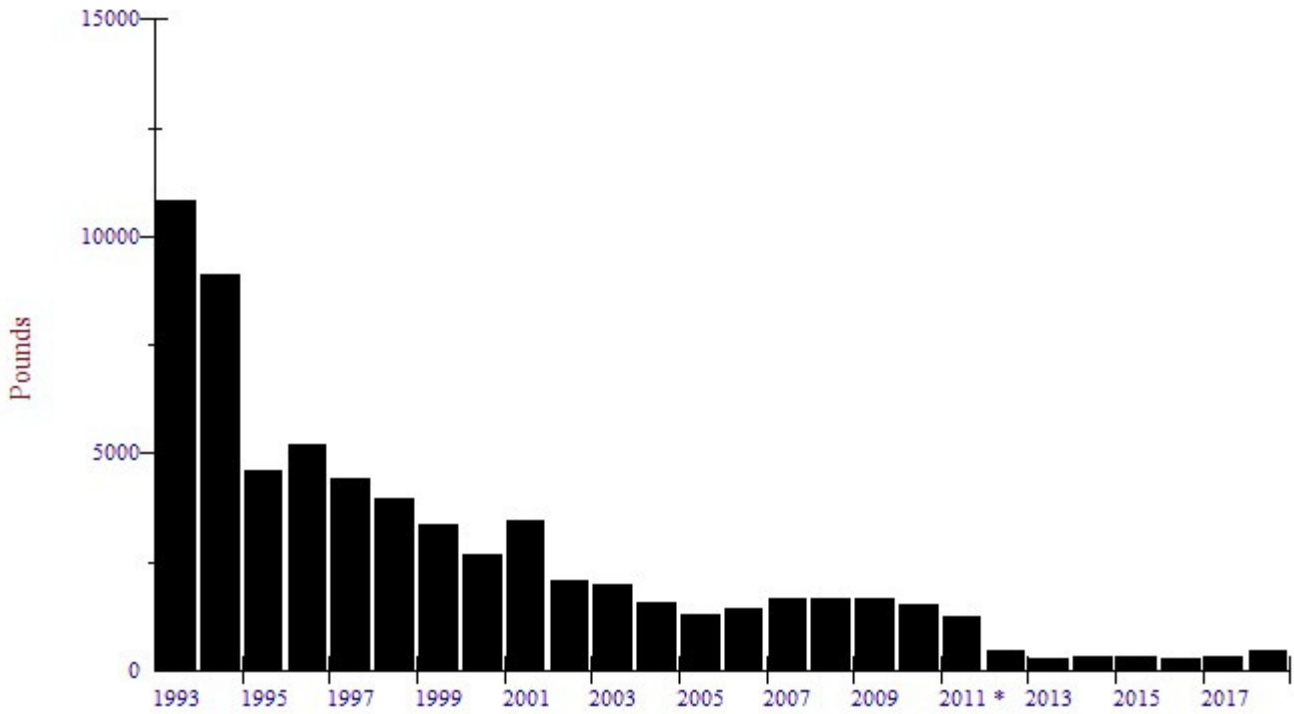
Field's Point Effluent Cadmium Loading



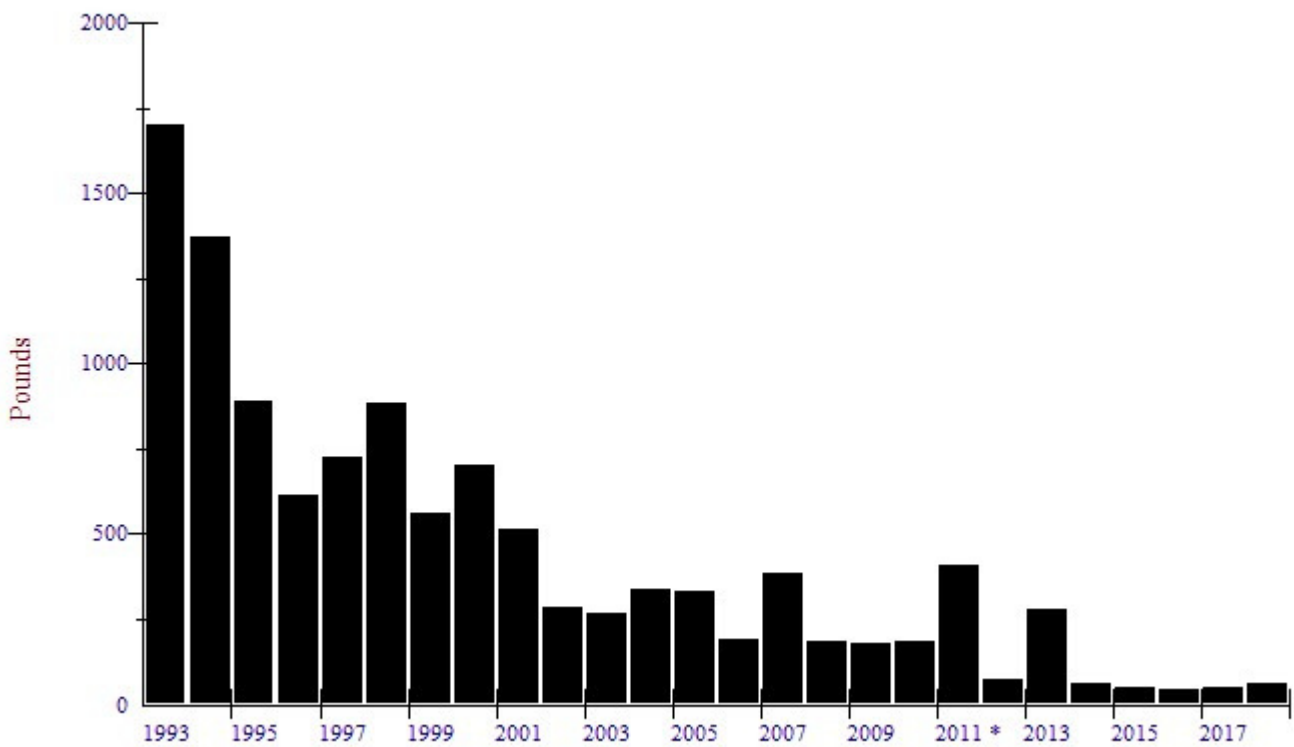
Field's Point Effluent Chromium Loading



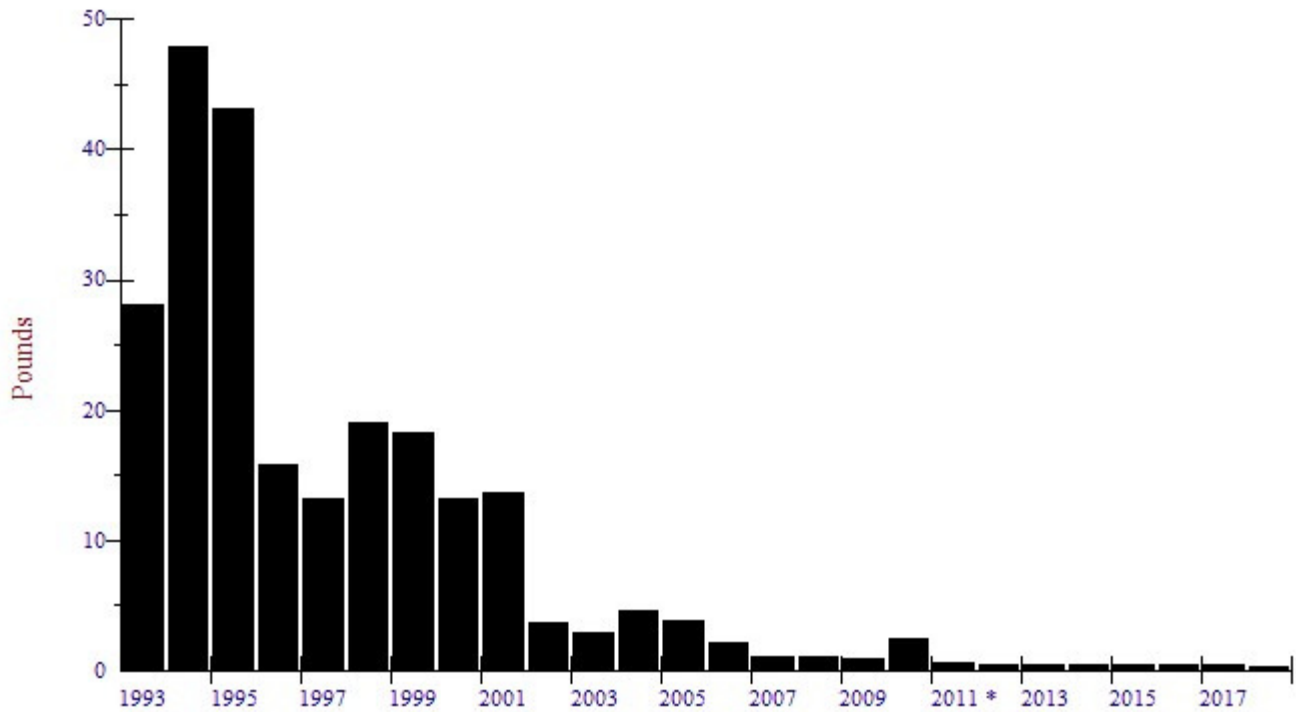
Field's Point Effluent Copper Loading



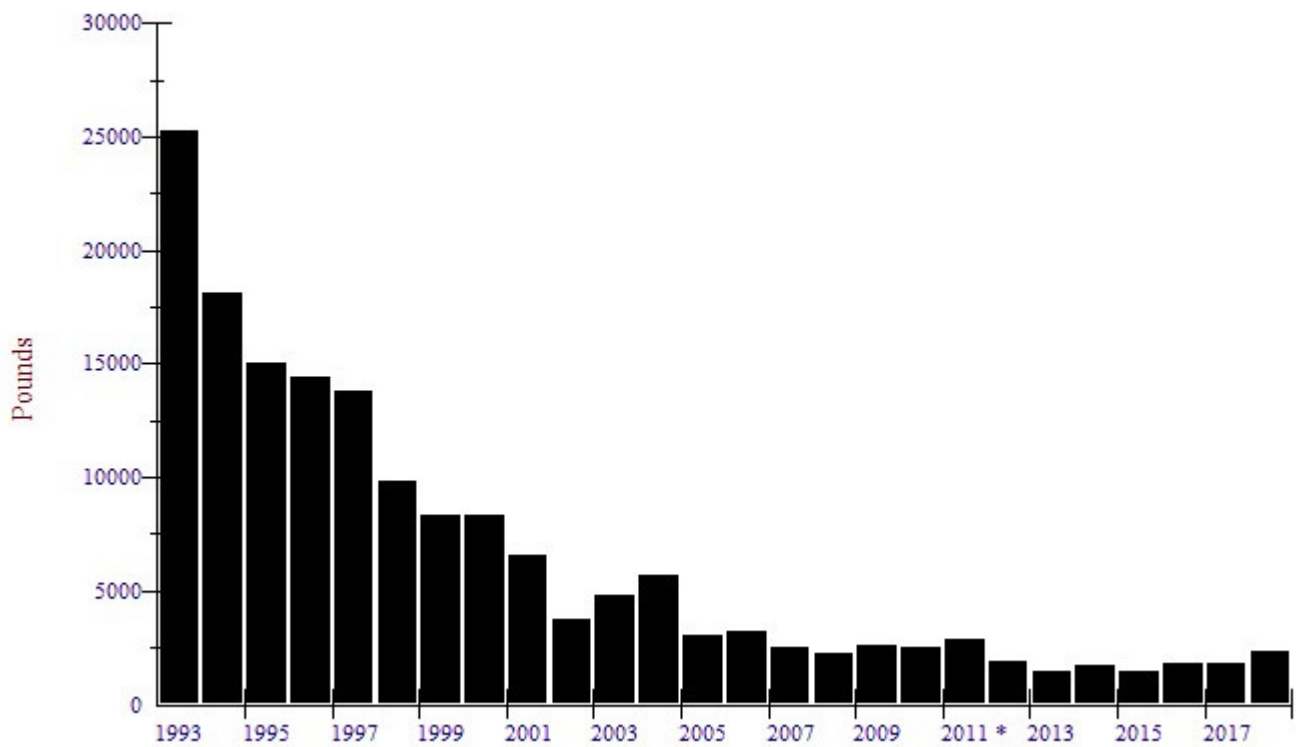
Field's Point Effluent Lead Loading



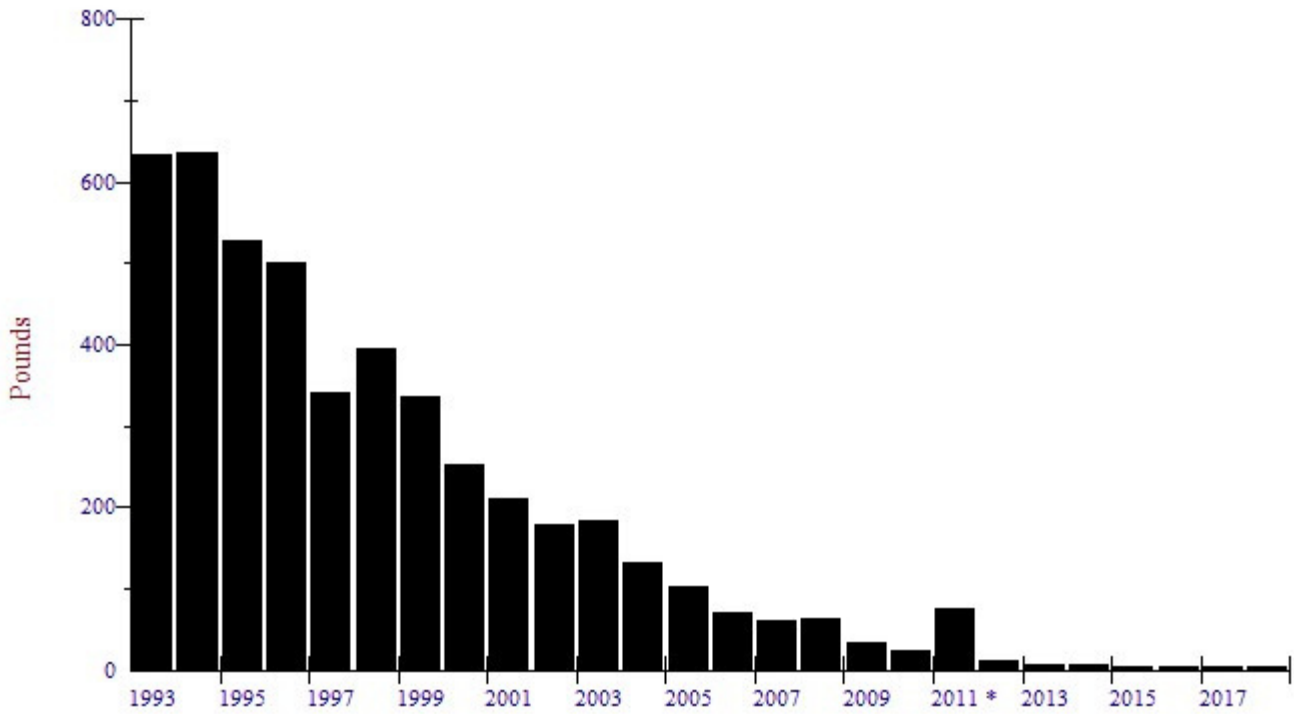
Field's Point Effluent Mercury Loading



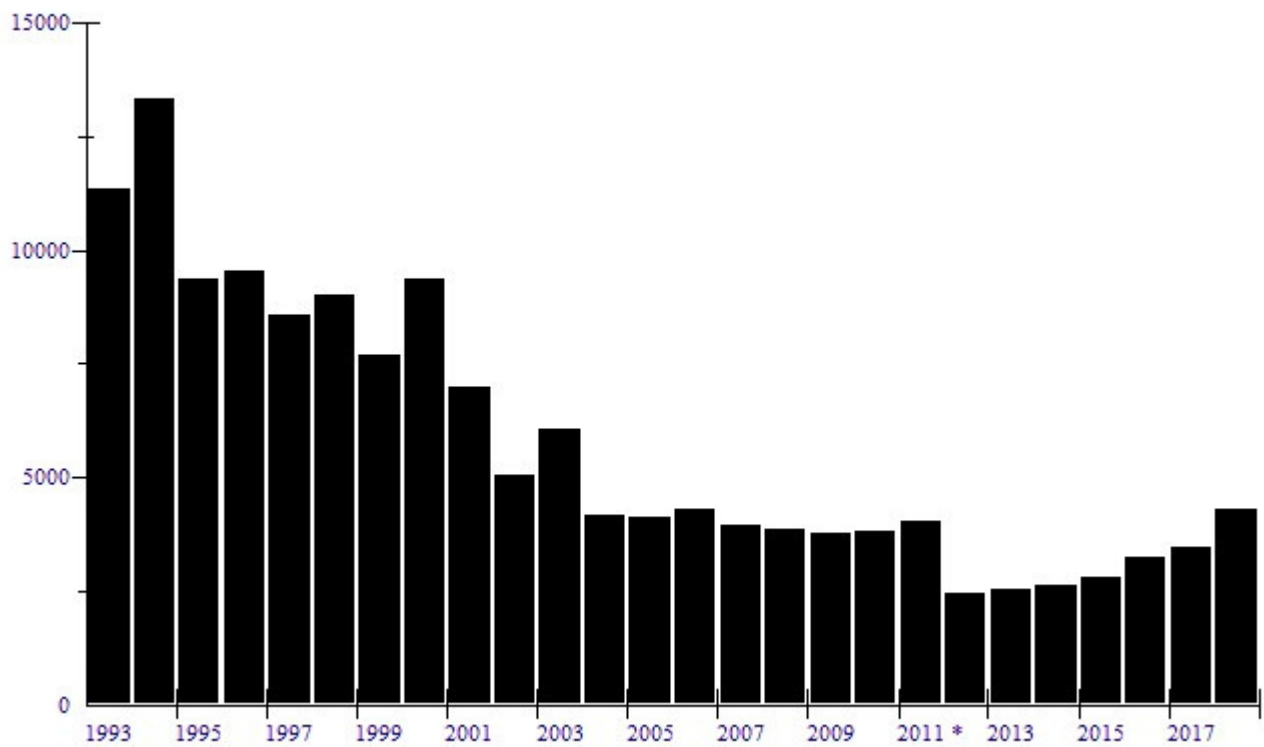
Field's Point Effluent Nickel Loading



Field's Point Effluent Silver Loading



Field's Point Effluent Zinc Loading



***EFFLUENT DISSOLVED
METALS DATA***

FIELD'S POINT

Field's Point Dissolved Metals 2018
all analyses in ppb

MDL = method detection limit

Date	Cd		Cr		Cu		Pb		Ni		Ag		Zn		Al		Fe	
	Cd	MDL	Cr	MDL	Cu	MDL	Pb	MDL	Ni	MDL	Ag	MDL	Zn	MDL	Al	MDL	Fe	MDL
01/09/2018	<0.02	0.02	1.39	0.30	2.56	0.30	<0.30	0.30	22.89	0.30	<0.02	0.02	35.68	5.00	<5.00	5.00	47.82	5.00
02/06/2018	0.04	0.02	1.15	0.30	3.95	0.30	<0.30	0.30	11.52	0.30	<0.02	0.02	30.47	5.00	<5.00	5.00	35.52	5.00
03/06/2018	0.06	0.02	1.17	0.30	3.80	0.30	<0.30	0.30	11.19	0.30	<0.02	0.02	33.02	5.00	<5.00	5.00	31.22	5.00
04/03/2018	0.03	0.02	1.12	0.30	2.54	0.30	<0.30	0.30	16.55	0.30	<0.02	0.02	30.24	5.00	<5.00	5.00	40.41	5.00
05/08/2018	0.02	0.02	1.04	0.30	2.02	0.30	<0.30	0.30	12.03	0.30	<0.02	0.02	29.90	5.00	<5.00	5.00	44.28	5.00
06/05/2018	<0.02	0.02	2.65	0.30	2.28	0.30	<0.30	0.30	13.58	0.30	<0.02	0.02	29.27	5.00	6.83	5.00	60.03	5.00
07/10/2018	<0.02	0.02	1.03	0.30	1.30	0.30	<0.30	0.30	13.23	0.30	<0.02	0.02	25.50	5.00	8.15	5.00	43.81	5.00
08/07/2018	<0.02	0.02	1.36	0.30	1.60	0.30	<0.30	0.30	15.59	0.30	<0.02	0.02	29.01	5.00	8.05	5.00	41.04	5.00
09/11/2018	<0.02	0.02	1.79	0.30	1.92	0.30	<0.30	0.30	17.57	0.30	<0.02	0.02	25.58	5.00	<5.00	5.00	34.84	5.00
10/16/2018	0.03	0.02	1.10	0.30	1.96	0.30	<0.30	0.30	15.24	0.30	<0.02	0.02	16.66	5.00	<5.00	5.00	40.14	5.00
11/06/2018	<0.02	0.02	0.98	0.30	1.81	0.30	<0.30	0.30	9.20	0.30	<0.02	0.02	22.84	5.00	7.55	5.00	33.79	5.00
12/04/2018	0.03	0.02	1.63	0.30	2.59	0.30	<0.30	0.30	12.93	0.30	<0.02	0.02	23.67	5.00	<5.00	5.00	63.21	5.00

	Cd	Cr	Cu	Pb	Ni	Ag	Zn	Al	Fe
yearly average concentration	<0.03	1.37	2.36	<0.30	14.29	<0.02	27.65	<5.88	43.01
yearly median concentration	<0.02	1.16	2.15	<0.30	13.40	<0.02	29.14	<5.00	40.72
yearly minimum concentration	<0.02	0.98	1.30	<0.30	9.20	<0.02	16.66	<5.00	31.22
yearly maximum concentration	0.06	2.65	3.95	<0.30	22.89	<0.02	35.68	8.15	63.21

BIOASSAY DATA

FIELD'S POINT

Field's Point WWTF Bioassay Results - 2018

Field's Point WWTF Bioassay Results - 2018						
<i>Americamysis bahia</i>						
Acute	1st Quarter, 2018			2nd Quarter, 2018		
Test	(%)	Permit Limit	Pass Y/N	(%)	Permit Limit	Pass Y/N
LC 50	>100	>100%	Y	>100	>100%	Y
A-NOEC	100	N/A**	N/A	100	N/A**	N/A
	3rd Quarter, 2018			4th Quarter, 2018		
Test	(%)	Permit Limit	Pass Y/N	(%)	Permit Limit	Pass Y/N
LC 50	>100	>100%	Y	>100	>100%	Y
A-NOEC	100	N/A**	N/A	100	N/A**	N/A

* NOTE - % indicates Percent Effluent

** No permit limit exists for A-NOEC

LC 50 is the effluent concentration that causes 50% mortality during the acute toxicity test duration.

A-NOEC No observable effect concentration: Highest concentration of the effluent in which 90% or more of the test animals survive

Acute Test Continuous exposure to effluent for 48 hours

NC Not Calculated

Field's Point WWTF Bioassay Results - 2018						
<i>Arbacia punctulata</i>						
Chronic	1st Quarter, 2018			2nd Quarter, 2018		
Test	Result (%)	Permit Limit Required	Pass Y/N	Result (%)	Permit Limit Required	Pass Y/N
C-NOEC	100	monitoring: No Limit	N/A	100	monitoring: No Limit	N/A
	3rd Quarter, 2018			4th Quarter, 2018		
Test	(%)	Permit Limit Required	Pass Y/N	(%)	Permit Limit Required	Pass Y/N
C-NOEC	100	monitoring: No Limit	N/A	50	monitoring: No Limit	N/A

* NOTE - % indicates Percent Effluent

C-NOEC Highest concentration of effluent with no observed effect on fertilization rates

Chronic test Tests for sublethal effects of effluent on specifically on fertilization rates of *A. punctulata* eggs. Exposure rate is 60 minutes

OIL AND GREASE DATA

FIELD'S POINT

Oil & Grease Data 2018

Field's Point Oil & Grease 2018

Date	Influent Flow	Effluent Flow	Influent Average	Effluent Average
	MGD	MGD	ppm	ppm
1/9/2018	31.10	31.10	23.47	<4.0
2/6/2018	64.69	64.69	12.35	<4.0
3/6/2018	74.78	74.78	12.84	<4.0
4/3/2018	55.36	55.36	11.72	<4.0
5/8/2018	43.32	43.32	15.68	<4.0
6/5/2018	54.34	54.34	17.12	<4.0
7/10/2018	34.04	34.04	24.44	<4.0
8/7/2018	32.76	32.76	12.08	<4.0
9/11/2018	59.47	59.47	18.99	<4.0
10/16/2018	47.13	47.13	16.27	<4.0
11/6/2018	75.28	75.28	8.04	<4.0
12/4/2018	72.67	72.67	12.25	<4.0

***BOD, CBOD, TSS, ENTEROCOCCI,
AND FECAL COLIFORM DATA***

FIELD'S POINT

Field's Point 2018 Wastewater Treatment Plant TSS, CBOD, Enterococci, and Fecal Coliform Data

Date	Enterococci Bacteria (MPN/100mL)	Fecal Coliform Bacteria (MPN/100mL)	Influent Flow (MGD)	Raw Influent TSS (mg/L)	Raw Influent CBOD (mg/L)	Final Effluent TSS (mg/L)	Final Effluent CBOD (mg/L)
1/1/2018	3.51	2.00	28.97	129.33	140.17	2.60	<2.00
1/2/2018	4.62	2.00	31.38	165.33	168.15	2.83	<2.00
1/3/2018	7.17	2.00	31.46	130.67	164.09	2.80	<2.00
1/4/2018	8.28	2.00	30.72	171.33	184.29	3.53	2.25
1/5/2018	3.22	2.00	30.75	158.00	199.14	3.67	2.14
1/6/2018	4.68	2.00	30.35	136.67	204.64	3.23	2.48
1/7/2018	6.93	2.00	35.39	150.67	141.50	3.10	2.24
1/8/2018	4.57	2.00	32.02	297.33	194.21	3.13	2.14
1/9/2018	5.72	4.00	31.10	139.33	155.27	3.03	2.22
1/10/2018	6.10	2.00	31.56	144.67	179.38	3.00	2.63
1/11/2018	4.42	2.00	38.86	174.67	151.64	2.83	2.57
1/12/2018	11.23	2.00	86.14	203.33	125.96	6.49	3.41
1/13/2018	22.34	2.00	79.44	64.00	84.59	4.43	2.81
1/14/2018	51.71	4.00	65.90	72.67	96.81	3.90	2.34
1/15/2018	36.28	2.00	71.26	80.00	85.70	3.83	2.40
1/16/2018	32.69	2.00	61.56	69.33	87.49	<2.000	2.51
1/17/2018	23.52	2.00	46.57	97.33	117.98	2.83	2.29
1/18/2018	20.23	2.00	43.07	100.00	114.88	3.63	2.42
1/19/2018	17.54	2.00	40.57	98.67	187.68	3.43	2.19
1/20/2018	13.09	2.00	40.04	112.00	144.46	3.07	2.82
1/21/2018	13.36	2.00	40.69	95.33	129.85	2.90	2.51
1/22/2018	9.04	2.00	41.05	120.67	154.99	3.97	3.29
1/23/2018	19.35	2.00	69.63	98.00	91.95	2.97	2.36
1/24/2018	126.20	2.00	70.90	63.33	77.13	2.83	2.03
1/25/2018	127.92	2.00	69.97	59.33	78.01	3.70	2.36
1/26/2018	47.25	4.00	53.61	82.67	144.50	3.33	2.42
1/27/2018	8.94	2.00	43.99	112.67	129.98	3.57	2.51
1/28/2018	14.27	2.00	42.74	100.67	125.85	3.73	2.40
1/29/2018	9.04	2.00	41.45	106.00	125.62	2.67	2.32
1/30/2018	12.45	2.00	42.90	119.33	127.40	3.13	2.14
1/31/2018	43.80	2.00	42.05	108.67	129.89	3.93	2.60
2/1/2018	19.87	2.00	47.43	170.00	137.85	3.83	2.04
2/2/2018	23.45	2.00	42.41	107.33	150.74	3.17	2.45
2/3/2018	12.51	2.00	39.48	111.33	129.62	3.87	2.31
2/4/2018	29.99	2.00	57.49	147.33	139.34	3.37	2.45
2/5/2018	29.73	2.00	66.25	81.33	121.20	3.87	2.53
2/6/2018	48.32	2.00	64.69	95.33	107.77	3.53	2.40
2/7/2018	12.35	2.00	60.39	116.00	143.20	3.97	2.93
2/8/2018	13.28	7.00	59.87	86.67	101.33	4.73	2.37
2/9/2018	26.20	2.00	43.69	104.67	178.90	3.20	2.82
2/10/2018	22.20	2.00	55.03	112.67	136.50	2.83	2.90
2/11/2018	17.70	2.00	72.35	97.33	86.02	4.00	2.44
2/12/2018	18.74	2.00	73.28	102.00	101.32	3.87	2.44
2/13/2018	20.41	2.00	69.38	75.33	97.97	4.37	2.84
2/14/2018	10.32	2.00	50.92	96.00	117.29	3.00	2.53
2/15/2018	10.55	8.00	50.74	118.67	130.18	2.97	2.50
2/16/2018	7.87	2.00	52.54	95.33	133.55	2.03	2.28
2/17/2018	9.48	2.00	46.95	102.67	133.35	2.93	2.60
2/18/2018	47.96	2.00	57.03	112.00	90.79	6.63	4.07
2/19/2018	10.43	2.00	54.42	105.33	127.74	4.90	2.95
2/20/2018	6.83	2.00	48.16	104.00	101.40	2.20	<2.00
2/21/2018	6.58	2.00	47.44	99.33	128.83	2.70	2.09
2/22/2018	9.56	2.00	47.90	112.00	101.91	2.93	<2.00
2/23/2018	13.25	2.00	54.94	115.33	106.78	3.90	2.08
2/24/2018	2.74	2.00	52.47	86.00	119.05	2.90	2.46
2/25/2018	20.25	2.00	71.41	76.67	92.51	3.30	2.14
2/26/2018	22.37	4.00	65.22	80.67	110.97	3.23	2.32
2/27/2018	17.29	2.00	49.76	108.67	128.63	3.47	2.43
2/28/2018	9.52	2.00	47.48	106.67	120.45	2.67	2.03
3/1/2018	19.15	2.00	51.71	132.67	122.75	2.80	<2.00

Field's Point 2018 Wastewater Treatment Plant TSS, CBOD, Enterococci, and Fecal Coliform Data

Date	Enterococci Bacteria (MPN/100mL)	Fecal Coliform Bacteria (MPN/100mL)	Influent Flow (MGD)	Raw Influent TSS (mg/L)	Raw Influent CBOD (mg/L)	Final Effluent TSS (mg/L)	Final Effluent CBOD (mg/L)
3/2/2018	5.62	2.00	99.89	71.33	79.62	4.67	2.41
3/3/2018	5.42	2.00	84.90	45.33	79.11	3.40	<2.00
3/4/2018	6.78	8.00	74.68	60.00	83.185	4.33	<2.00
3/5/2018	8.32	2.00	72.89	72.00	91.08	3.60	2.11
3/6/2018	11.58	2.00	74.78	65.33	86.71	4.10	2.14
3/7/2018	6.40	2.00	75.13	97.33	92.10	2.97	<2.00
3/8/2018	25.89	2.00	87.67	68.67	80.62	9.40	3.21
3/9/2018	17.28	2.00	74.55	70.67	82.77	5.27	2.43
3/10/2018	11.11	2.00	71.54	77.33	98.27	5.07	2.49
3/11/2018	21.24	2.00	72.07	84.00	89.97	4.87	3.00
3/12/2018	24.78	2.00	73.53	98.67	107.33	4.17	2.80
3/13/2018	18.52	2.00	62.89	91.33	89.12	3.97	2.53
3/14/2018	9.34	2.00	64.91	113.33	97.66	5.33	3.18
3/15/2018	22.62	2.00	65.16	92.67	114.79	4.13	2.86
3/16/2018	19.34	2.00	55.64	90.67	121.51	4.00	3.00
3/17/2018	23.12	2.00	54.40	96.00	123.69	3.87	2.98
3/18/2018	12.06	2.00	54.36	105.33	104.73	4.00	2.74
3/19/2018	6.03	2.00	52.21	108.00	126.71	4.33	3.44
3/20/2018	41.16	2.00	49.89	114.00	120.54	4.37	3.01
3/21/2018	35.32	2.00	49.72	110.00	122.125	4.30	2.85
3/22/2018	52.14	2.00	52.51	248.00	146.73	2.77	2.61
3/23/2018	14.52	2.00	47.33	106.00	127.74	4.13	2.68
3/24/2018	13.20	2.00	45.73	117.33	139.20	5.47	2.76
3/25/2018	8.51	2.00	47.68	121.33	136.36	3.63	2.61
3/26/2018	25.02	4.00	44.10	118.00	138.37	3.63	2.83
3/27/2018	25.99	2.00	44.64	141.33	145.36	3.47	2.60
3/28/2018	29.40	2.00	43.67	132.67	177.965	4.00	2.61
3/29/2018	8.03	2.00	45.69	150.00	133.35	3.03	2.06
3/30/2018	7.27	2.00	41.86	127.33	136.53	3.47	2.70
3/31/2018	4.43	2.00	41.74	118.67	171.02	2.53	2.40
4/1/2018	4.48	2.00	42.56	255.33	205.85	2.80	2.40
4/2/2018	23.52	2.00	45.31	144.00	156.48	3.43	2.07
4/3/2018	22.44	2.00	55.36	173.33	152.59	4.40	2.74
4/4/2018	34.17	2.00	54.80	134.67	128.01	4.60	2.54
4/5/2018	8.66	2.00	43.46	118.67	143.33	2.87	2.27
4/6/2018	12.03	2.00	49.88	112.67	152.19	3.51	2.59
4/7/2018	13.94	2.00	41.74	113.33	155.44	2.63	2.27
4/8/2018	13.39	2.00	43.91	123.33	149.945	2.43	2.33
4/9/2018	18.34	2.00	41.37	145.33	175.49	2.73	2.57
4/10/2018	12.50	2.00	39.35	158.67	171.70	2.87	2.38
4/11/2018	10.70	2.00	39.60	137.33	151.20	2.77	2.30
4/12/2018	25.57	2.00	41.89	158.67	165.34	2.27	2.13
4/13/2018	3.57	2.00	39.29	130.00	195.76	2.47	2.24
4/14/2018	4.01	2.00	37.72	148.67	192.17	2.10	2.39
4/15/2018	6.24	2.00	44.65	165.33	179.94	2.83	2.145
4/16/2018	3.32	2.00	78.08	159.33	85.34	5.07	3.99
4/17/2018	7.37	4.00	71.38	85.33	96.66	3.77	2.05
4/18/2018	3.98	2.00	71.08	77.33	100.80	3.97	2.52
4/19/2018	2.74	2.00	70.36	88.67	84.79	4.07	2.19
4/20/2018	2.92	4.00	59.56	94.00	131.09	3.63	2.64
4/21/2018	1.00	2.00	45.57	103.33	146.29	<2.000	2.12
4/22/2018	2.28	4.00	44.64	112.00	124.37	2.90	2.83
4/23/2018	7.04	2.00	46.19	122.67	117.85	2.93	<2.00
4/24/2018	4.10	2.00	45.19	144.67	144.38	3.43	2.32
4/25/2018	1.26	2.00	76.53	120.67	74.505	5.03	2.55
4/26/2018	2.92	4.00	73.13	68.00	91.51	2.67	2.40
4/27/2018	1.00	2.00	77.22	200.67	72.55	4.73	2.28
4/28/2018	5.08	2.00	73.31	68.00	101.69	2.20	2.80
4/29/2018	1.00	7.00	72.91	76.00	104.23	2.93	2.55
4/30/2018	1.00	4.00	70.10	81.33	92.72	2.97	2.48
5/1/2018	1.00	2.00	55.26	110.00	113.06	3.00	2.47
5/2/2018	1.46	4.00	49.02	111.33	122.10	2.73	5.00
5/3/2018	2.02	9.00	50.42	112.00	117.54	2.13	4.00

Field's Point 2018 Wastewater Treatment Plant TSS, CBOD, Enterococci, and Fecal Coliform Data

Date	Enterococci Bacteria (MPN/100mL)	Fecal Coliform Bacteria (MPN/100mL)	Influent Flow (MGD)	Raw Influent TSS (mg/L)	Raw Influent CBOD (mg/L)	Final Effluent TSS (mg/L)	Final Effluent CBOD (mg/L)
5/4/2018	2.02	2.00	46.53	113.33	160.13	<2.000	3.38
5/5/2018	1.00	4.00	45.93	123.33	134.83	2.10	3.56
5/6/2018	3.22	2.00	52.18	154.67	170.445	3.50	2.56
5/7/2018	4.68	2.00	52.48	106.67	137.95	2.50	2.56
5/8/2018	1.76	8.00	43.32	130.67	145.45	2.20	2.61
5/9/2018	1.26	2.83	42.23	135.33	148.23	2.73	2.55
5/10/2018	1.00	4.00	44.89	130.67	148.35	<2.000	2.25
5/11/2018	3.55	2.00	40.47	146.00	193.55	2.30	2.59
5/12/2018	1.73	2.00	45.87	139.33	156.61	3.17	2.57
5/13/2018	2.45	4.00	42.39	126.67	129.70	2.73	2.20
5/14/2018	3.55	2.00	39.61	139.33	159.11	2.10	2.45
5/15/2018	3.55	2.00	51.96	194.67	169.00	4.80	3.28
5/16/2018	2.00	2.00	52.29	136.00	141.59	3.20	2.72
5/17/2018	2.86	2.00	41.71	120.00	146.10	2.07	2.56
5/18/2018	4.62	2.00	41.02	153.33	173.35	3.67	2.53
5/19/2018	2.02	2.00	50.25	153.33	150.54	3.43	2.83
5/20/2018	2.49	2.00	41.94	97.33	135.87	<2.000	2.33
5/21/2018	6.12	2.00	38.70	134.00	156.32	<2.000	3.14
5/22/2018	10.67	2.00	38.84	147.33	152.00	2.47	2.44
5/23/2018	6.26	2.00	38.71	111.33	154.42	2.10	2.50
5/24/2018	2.51	2.00	39.80	138.00	141.70	<2.000	<2.00
5/25/2018	5.51	2.00	38.28	149.33	185.39	2.30	2.30
5/26/2018	4.62	2.00	36.66	143.33	184.89	<2.000	3.06
5/27/2018	3.32	2.00	42.32	142.67	146.49	2.07	<2.00
5/28/2018	2.49	2.00	37.19	140.67	160.23	2.13	2.46
5/29/2018	4.62	2.00	36.00	170.00	182.16	2.23	3.21
5/30/2018	4.80	2.00	36.52	163.33	169.90	2.13	2.85
5/31/2018	3.57	2.00	37.49	142.00	161.39	<2.000	2.42
6/1/2018	5.00	2.00	37.07	154.00	162.59	2.83	2.62
6/2/2018	4.01	2.00	35.30	141.33	183.27	3.07	2.74
6/3/2018	2.51	2.00	37.27	145.33	153.77	2.63	2.15
6/4/2018	5.79	2.00	59.88	149.33	121.60	4.90	2.77
6/5/2018	2.02	2.00	54.34	146.00	124.40	4.77	2.72
6/6/2018	1.84	7.00	48.26	120.67	140.69	2.60	2.23
6/7/2018	2.28	8.00	34.93	146.00	143.05	2.97	2.37
6/8/2018	4.01	2.00	33.03	120.00	177.08	2.67	4.33
6/9/2018	4.62	2.00	37.47	113.33	156.25	2.10	2.87
6/10/2018	3.87	2.00	35.23	134	129.48	2.7000	2.46
6/11/2018	2.49	2.00	34.15	143	172.32	2.2500	2.23
6/12/2018	6.29	4.50	35.96	151	157.25	2.0500	2.23
6/13/2018	6.56	2.00	33.47	156	162.55	2.7000	2.12
6/14/2018	3.51	2.00	34.82	159	159.57	2.4500	2.19
6/15/2018	4.82	2.00	33.44	121	150.39	<2	2.10
6/16/2018	2.02	2.00	32.68	138	164.29	<2	2.40
6/17/2018	1.41	2.00	34.98	127	146.78	2.0500	2.56
6/18/2018	2.02	2.00	36.31	205	167.92	3.2500	2.37
6/19/2018	1.00	4.00	33.15	170	189.90	2.4000	2.01
6/20/2018	2.02	2.00	32.51	158	207.40	2.3500	<2
6/21/2018	2.02	2.00	35.64	174	160.21	2.6500	<2
6/22/2018	1.41	2.00	32.02	152	147.96	2.4500	<2
6/23/2018	5.08	13.00	30.69	183	171.77	2.2000	<2
6/24/2018	3.85	4.50	41.24	164	140.77	5.6000	2.54
6/25/2018	3.55	2.00	33.43	155	189.13	3	2.33
6/26/2018	2.86	2.00	31.53	143	185.78	2.7500	2.12
6/27/2018	4.14	2.00	33.66	207	194.50	2.6000	2.34
6/28/2018	2.28	2.00	70.51	141	93.42	4.1000	2.93
6/29/2018	1.00	23.00	59.20	83	103.40	2.8000	2.85
6/30/2018	1.00	13.00	58.51	77	98.94	2.8500	2.74
7/1/2018	1.00	13.00	41.08	100	134.01	2.3000	2.77
7/2/2018	1.76	2.00	33.03	116	171.46	2.5500	2.18
7/3/2018	3.55	2.00	34.34	145	169.81	2.8000	2.55
7/4/2018	1.00	2.00	33.21	134	153.98	2.6000	2.70
7/5/2018	2.74	2.00	36.30	145	170.04	2.7000	2.80

Field's Point 2018 Wastewater Treatment Plant TSS, CBOD, Enterococci, and Fecal Coliform Data

Date	Enterococci Bacteria (MPN/100mL)	Fecal Coliform Bacteria (MPN/100mL)	Influent Flow (MGD)	Raw Influent TSS (mg/L)	Raw Influent CBOD (mg/L)	Final Effluent TSS (mg/L)	Final Effluent CBOD (mg/L)
7/6/2018	11.34	2.00	44.66	197	171.14	4.6500	2.88
7/7/2018	2.51	7.80	32.71	153	176.34	2.8500	2.56
7/8/2018	6.83	2.00	31.66	132	181.73	2.6500	<2
7/9/2018	2.51	2.00	32.43	169	184.81	3.7500	<2
7/10/2018	2.86	2.00	34.04	180	171.10	3.1500	2.21
7/11/2018	4.03	2.00	32.03	164	202.57	2.8500	2.14
7/12/2018	1.73	11.00	32.21	193	202.79	3.3000	2.17
7/13/2018	2.51	2.00	31.38	160	223.46	2.6500	2.35
7/14/2018	2.51	2.00	30.53	165	198.83	3.1500	2.27
7/15/2018	1.00	2.00	39.14	158	188.85	3.4000	2.40
7/16/2018	3.57	4.50	34.72	217	176.65	3.2500	<2
7/17/2018	5.20	2.00	48.31	160	148.87	24.500	3.77
7/18/2018	3.60	3.95	41.86	115	149.56	2.1000	<2
7/19/2018	3.13	2.00	31.40	149	185.05	2.7000	<2
7/20/2018	1.00	7.80	30.46	158	200.02	2.2000	2.30
7/21/2018	1.41	2.00	32.34	151	179.01	<2	2.49
7/22/2018	1.41	2.00	41.80	154	159.48	2.9500	2.33
7/23/2018	3.30	2.00	30.97	157	197.55	2.5000	2.58
7/24/2018	5.72	2.00	32.57	134	164.09	2.0500	2.30
7/25/2018	6.60	2.00	35.02	193	197.41	2.2000	2.57
7/26/2018	2.02	2.00	33.37	146	153.66	<2	2.45
7/27/2018	1.00	2.00	30.52	128	166.92	2.3500	3.04
7/28/2018	1.00	2.00	30.14	134	176.51	<2	2.64
7/29/2018	1.00	4.50	31.48	157	183.15	<2	2.53
7/30/2018	1.00	2.00	29.92	141	193.33	2.2500	2.20
7/31/2018	1.00	2.00	30.58	156	200.05	2.1000	2.49
8/1/2018	1.00	3.95	30.43	162	204.49	<2	2.34
8/2/2018	2.02	4.50	33.04	134	190.68	<2	2.86
8/3/2018	4.79	2.00	30.15	164	196.15	3.2500	2.59
8/4/2018	1.73	2.00	54.67	119	115.33	10	3.94
8/5/2018	2.51	4.00	57.52	90	98.89	3.1500	2.66
8/6/2018	1.76	4.50	49.94	90.714	135.41	2.9500	3.06
8/7/2018	6.34	2.00	32.76	171.50	187.73	2.8500	2.62
8/8/2018	4.30	3.00	36.51	185	197.72	3.2000	2.93
8/9/2018	2.49	2.00	34.25	157	175.79	2.4500	2.34
8/10/2018	9.08	2.00	40.84	174	166.73	4.2000	3
8/11/2018	7.33	2.00	61.69	114	93.19	5	2.84
8/12/2018	2.02	13.00	64.27	84	87.17	3.4500	2.37
8/13/2018	1.41	4.00	64.22	101	105.74	3.7500	2.20
8/14/2018	1.41	14.00	61.57	79	99.49	2.7000	2.24
8/15/2018	2.14	8.52	44.86	119	138.47	3	2.24
8/16/2018	2.93	4.50	34.39	135.50	165.57	2.7500	2.45
8/17/2018	1.76	2.00	33.75	147	151.93	3.2000	2.67
8/18/2018	3.85	2.00	53.43	126	109.58	4.4000	2.97
8/19/2018	1.00	4.50	57.89	76	92.11	2.8000	2.08
8/20/2018	2.45	4.50	57.57	88.500	104.33	2.6000	2.36
8/21/2018	1.76	7.80	36.96	133.50	167.74	2.0500	<2
8/22/2018	1.00	13.67	50.92	129	141.57	2.5000	<2
8/23/2018	2.02	4.50	33.28	127	167.92	3.0500	<2
8/24/2018	2.28	4.50	31.48	134.50	183.80	2.2500	3.20
8/25/2018	1.00	2.00	32.10	135	162.75	2.6000	2.82
8/26/2018	1.00	1.80	33.77	120	170.99	<2	2.66
8/27/2018	3.66	4.50	32.54	142.50	199.59	2.7000	3.54
8/28/2018	10.14	2.00	34.65	141.50	182.35	2.4500	3.98
8/29/2018	6.17	2.00	31.96	166	239.91	2.4500	3.82
8/30/2018	5.55	2.00	33.66	160	178.40	<2	3.26
8/31/2018	4.62	2.00	30.45	149	188.50	2.6000	2.88
9/1/2018	5.81	2.00	31.34	150	181.90	2.4000	3.19
9/2/2018	7.53	2.00	31.30	152	235.82	<2	3.17
9/3/2018	3.57	2.00	31.19	157	187.16	2.7000	3.15
9/4/2018	2.72	4.50	31.93	155	176.15	3.1000	3.16
9/5/2018	10.53	2.00	30.79	139	195.45	3.3000	3.44
9/6/2018	54.32	2.00	48.45	170	137.23	4.8000	3.85

Field's Point 2018 Wastewater Treatment Plant TSS, CBOD, Enterococci, and Fecal Coliform Data

Date	Enterococci Bacteria (MPN/100mL)	Fecal Coliform Bacteria (MPN/100mL)	Influent Flow (MGD)	Raw Influent TSS (mg/L)	Raw Influent CBOD (mg/L)	Final Effluent TSS (mg/L)	Final Effluent CBOD (mg/L)
9/7/2018	17.73	1.80	34.68	121	147.88	3.3000	2.88
9/8/2018	16.80	2.00	31.08	128	174.42	3.0500	2.74
9/9/2018	15.42	2.00	31.91	131	158.19	2.7000	2.72
9/10/2018	16.00	2.00	54.65	156	142.83	5.6500	3.05
9/11/2018	6.95	2.00	59.47	131	94.84	3.6500	3.14
9/12/2018	5.47	2.00	62.21	115	90.40	5.4666	3.38
9/13/2018	11.40	11.00	66.88	85	90.81	3.6500	2.94
9/14/2018	11.31	2.00	61.78	78	85.64	4	3.18
9/15/2018	1.41	4.50	53.79	96	115.72	3.8000	3.67
9/16/2018	3.32	4.50	36.72	110	136.69	3.3000	3.67
9/17/2018	3.63	2.00	37.64	150	144.67	3.4000	4.23
9/18/2018	3.67	2.00	58.51	121	86.52	7.3000	4.54
9/19/2018	5.32	2.00	64.10	72	94.48	4.3000	3.45
9/20/2018	4.32	4.00	60.17	158	98.84	3.5000	2.05
9/21/2018	7.20	2.00	36.83	141	137.46	2.3000	2.16
9/22/2018	3.48	2.00	34.47	116	139.88	2.3000	2.44
9/23/2018	2.93	4.50	36.12	126	152.39	<2	2.90
9/24/2018	4.38	2.00	36.65	166	156	2.4500	2.89
9/25/2018	2.02	2.00	85.80	161	95.25	7.8000	4.49
9/26/2018	1.26	3.69	80.68	96	94.17	3.1500	5.21
9/27/2018	2.00	2.00	73.39	54	60.67	2.0500	4.27
9/28/2018	1.41	7.80	73.21	67.500	72.74	2.8500	4.05
9/29/2018	1.41	2.00	71.41	82	78.25	3.6000	5.53
9/30/2018	1.00	2.00	71.74	87	68.41	3.2000	2
10/1/2018	5.59	2.00	61.47	103	112.72	3.3500	5.33
10/2/2018	2.74	11.00	67.71	120	110.94	5.9500	6.01
10/3/2018	4.32	5.10	64.51	81.500	92.50	4.1000	5.74
10/4/2018	9.12	4.50	69.67	79	80.51	5	6.80
10/5/2018	1.41	17.00	71.64	88	73.71	4.8500	5.51
10/6/2018	3.95	23.00	66.77	80	81.19	4.3500	6.58
10/7/2018	1.00	6.80	47.25	93	102.08	3	6.90
10/8/2018	1.00	4.50	44.03	113.50	136.70	3.4500	5.44
10/9/2018	1.00	4.50	46.70	128	128.39	3.5000	7.29
10/10/2018	2.31	2.00	45.21	123	143.73	3.5000	6.40
10/11/2018	3.05	2.00	59.50	147	119.69	7.9000	6.41
10/12/2018	5.37	21.00	77.16	64	67.52	13	6.73
10/13/2018	2.28	11.00	65.42	69	107.47	8.3000	5.49
10/14/2018	8.59	23.00	71.62	68.500	59.90	6.0500	4.59
10/15/2018	1.76	21.00	71.84	90	95.93	5.1000	4.81
10/16/2018	1.41	13.00	47.13	109.50	124.03	3.6500	4.18
10/17/2018	1.84	7.80	46.05	116	129.54	3.8500	4.41
10/18/2018	1.76	2.00	45.74	134	154.66	3.5500	3.69
10/19/2018	1.00	4.50	41.87	148	125.76	3.8000	3.79
10/20/2018	1.00	2.00	41.22	116	128.61	2.7000	4.41
10/21/2018	1.41	4.50	46.24	130	114.94	2.8000	3.72
10/22/2018	1.00	4.00	41.55	128.50	151.21	3.1500	3.67
10/23/2018	1.41	7.80	40.61	124.50	147.14	5.1000	5.19
10/24/2018	2.02	3.95	38.93	126.50	167.33	2.6500	2.84
10/25/2018	2.51	4.50	41.75	126.50	124.96	2.1500	2.15
10/26/2018	1.00	7.80	40.20	143	148.17	2.5500	2.40
10/27/2018	1.41	11.00	67.65	103	75.32	3.6500	2.42
10/28/2018	4.35	13.00	66.68	85	96.92	3.6000	2.58
10/29/2018	6.10	22.00	70.82	96	140.16	4	2.95
10/30/2018	4.43	4.00	61.54	96.500	132.60	3.4500	4.78
10/31/2018	2.65	2.83	41.71	126	142.31	2.2000	4.64
11/1/2018	2.93	2.00	47.46	150	120.51	2.5500	4.39
11/2/2018	8.77	14.00	58.07	148	118.95	3.2500	4.84
11/3/2018	3.62	2.00	77.59	67	72.59	3.8500	3.65
11/4/2018	1.41	2.00	68.05	57	75.25	3.2000	3.78
11/5/2018	2.28	7.80	72.63	88	87.32	3.0500	4.51
11/6/2018	1.41	4.50	75.28	62	55.24	3.5500	4.94
11/7/2018	5.39	3.00	72.91	62	89.08	3.6500	5.07
11/8/2018	12.87	2.00	78.37	57	72.75	4.9500	4.76

Field's Point 2018 Wastewater Treatment Plant TSS, CBOD, Enterococci, and Fecal Coliform Data

Date	Enterococci Bacteria (MPN/100mL)	Fecal Coliform Bacteria (MPN/100mL)	Influent Flow (MGD)	Raw Influent TSS (mg/L)	Raw Influent CBOD (mg/L)	Final Effluent TSS (mg/L)	Final Effluent CBOD (mg/L)
11/9/2018	5.94	2.00	80.46	82	77.97	3.6500	4.89
11/10/2018	3.30	13.00	77.71	51.666	62.96	4.8500	4.49
11/11/2018	17.72	2.00	77.03	66.500	65.71	5.2000	4.34
11/12/2018	10.67	2.00	78.51	83	78.58	4.8500	5.33
11/13/2018	13.25	2.00	97.15	52	40.48	4.1500	4.70
11/14/2018	4.79	7.65	74.23	56	73.36	4.5500	3.87
11/15/2018	7.01	4.50	75.28	70.500	79.32	4.9000	3.81
11/16/2018	23.83	2.00	88.89	63	62.78	5.2000	4.47
11/17/2018	12.54	2.00	74.91	62.500	76.60	4.8000	5.78
11/18/2018	7.64	2.00	76.86	64	73.26	<2	4.92
11/19/2018	16.68	7.80	73.64	80	88.14	4.2500	5.27
11/20/2018	12.37	2.00	75.56	88	80.43	4.2500	4.21
11/21/2018	13.44	2.00	74.72	78	87.88	5.2000	3.48
11/22/2018	9.64	2.00	66.81	80.500	134.15	4.8500	3.72
11/23/2018	34.58	11.00	60.99	92	97.81	4.2000	2.75
11/24/2018	36.61	2.00	61.52	124	110.86	3.8000	2.41
11/25/2018	58.15	2.00	78.21	59	71.86	5.3000	2.86
11/26/2018	12.23	2.00	88.84	64.500	66.68	3.0500	2.44
11/27/2018	5.34	2.00	79.97	53.500	74.30	4.4000	2.42
11/28/2018	10.30	2.00	74.17	62	67.84	3.8500	2.41
11/29/2018	35.08	2.00	75.91	63	74.36	3.5500	2.84
11/30/2018	32.03	4.50	75.13	81	83.83	4	3.27
12/1/2018	64.57	4.50	76.69	81	82.22	3.8000	3.86
12/2/2018	43.61	2.00	75.44	64	76.97	3.9500	5.40
12/3/2018	43.38	2.00	75.55	64	82.03	3.5000	6.04
12/4/2018	56.73	2.00	72.67	70	79.15	4.1000	4.49
12/5/2018	32.87	2.00	55.17	96	75.62	3.1500	4.24
12/6/2018	9.51	2.00	56.53	97	100.89	2.3500	4.65
12/7/2018	16.38	2.00	48.22	96	111.28	2.7500	4.30
12/8/2018	19.33	2.00	48.28	106	131.38	2.8500	3.31
12/9/2018	21.59	2.00	54.22	98	89.50	2.4500	3.70
12/10/2018	42.91	4.00	47.23	109	120.85	2.7000	4.04
12/11/2018	32.85	2.00	49.79	106	131.69	<2	4.88
12/12/2018	14.33	2.83	45.26	120	142.15	2.2500	4.35
12/13/2018	7.21	2.00	45.80	109	125.88	2.0500	4.61
12/14/2018	12.25	2.00	44.23	136	132.03	2.6000	5.85
12/15/2018	11.40	2.00	44.73	115	140.30	2.2000	6.77
12/16/2018	5.00	2.00	57.75	133	112.74	<2	5.50
12/17/2018	15.65	2.00	62.88	81	112.45	2.6500	4.82
12/18/2018	8.80	6.10	44.28	113	133.84	2.8000	2.93
12/19/2018	7.94	2.00	41.54	110	144.96	2.0500	2.59
12/20/2018	5.00	2.00	45.68	135	143.25	<2	2.08
12/21/2018	7.07	2.00	77.06	91	66.64	3.3500	2.69
12/22/2018	8.80	6.80	76.11	65	83.73	<2	2.69
12/23/2018	10.00	2.00	73.49	61	86.30	3.1500	2.57
12/24/2018	7.07	2.00	70.07	82	105.53	2.8000	2.67
12/25/2018	5.00	2.00	44.89	77	95.60	2.1000	2.37
12/26/2018	5.00	2.00	45.14	90	111.13	<2	2.25
12/27/2018	5.00	2.00	51.90	121	121.12	2.2000	2.27
12/28/2018	5.00	7.80	65.30	104	92.19	3.0500	2.52
12/29/2018	10.12	4.50	68.21	56	93.82	3.4000	3.11
12/30/2018	7.07	2.00	50.86	104	124.60	<2	2.83
12/31/2018	5.00	2.00	58.71	126	126.24	2.6000	3.57

SLUDGE DATA

FIELD'S POINT

Field's Point Metals Loading from Final Sludge (lbs/yr)

Date	Sludge	Arsenic		Beryllium		Cadmium		Chromium		Copper		Lead		Mercury		Molybdenum		Nickel		Selenium		Silver		Zinc		Cyanide		
	Dry Tons	ppm	lbs	ppm	lbs	ppm	lbs	ppm	lbs	ppm	lbs	ppm	lbs	ppm	lbs	ppm	lbs	ppm	lbs	ppm	lbs	ppm	lbs	ppm	lbs	ppm	lbs	
1/2/2018	28.29	3.30		1.89		2.83		32.39		160.40		37.79		0.06		9.43		23.34		4.23		7.55		360.90		3.15		
1/16/2018	26.37	3.64		1.69		2.53		40.82		145.15		74.09		0.10		8.43		39.56		2.75		6.74		333.22		9.99		
Monthly Avg:	3.47			1.79		2.68		36.61		152.78		55.94		0.08		8.93		31.45		3.49		7.15		347.06		6.57		
Monthly Total in lbs.	1,453,820		5.05		2.60		3.90		53.22		222.11		81.32		0.11		12.99		45.72		5.07		10.39		504.56		9.55	
2/6/2018	31.00	4.47		1.95		2.93		62.98		186.02		84.29		0.29		9.76		37.87		5.19		7.80		405.79		68.90		
2/20/2018	28.45	4.86		2.12		3.19		48.57		200.68		73.84		0.30		10.62		38.76		6.26		8.49		472.40		80.60		
Monthly Avg:	4.67			2.04		3.06		55.77		193.35		79.06		0.29		10.19		38.31		5.73		8.15		439.10		74.75		
Monthly Total in lbs.	1,267,160		5.91		2.58		3.87		70.68		245.01		100.19		0.37		12.91		48.55		7.26		10.33		556.41		94.72	
3/6/2018	34.57	5.10		2.24		3.60		57.53		250.07		86.16		0.59		11.18		44.49		6.95		8.94		487.70		3.30		
3/20/2018	39.78	4.95		2.07		3.17		52.71		222.28		55.63		0.56		13.24		33.05		5.61		8.28		432.71		2.54		
Monthly Avg:	5.02			2.15		3.38		55.12		236.17		70.90		0.58		12.21		38.77		6.28		8.61		460.20		2.92		
Monthly Total in lbs.	1,373,360		6.90		2.96		4.65		75.70		324.35		97.37		0.79		16.77		53.25		8.63		11.83		632.03		4.01	
4/3/2018	30.97	4.54		1.86		3.05		35.36		198.50		40.66		0.53		9.66		32.44		5.13		7.44		377.16		1.34		
4/17/2018	64.18	4.45		1.34		2.83		47.89		211.36		96.32		0.60		6.70		37.26		4.77		9.67		441.61		2.14		
Monthly Avg:	4.49			1.60		2.94		41.62		204.93		68.49		0.57		8.18		34.85		4.95		8.55		409.39		1.74		
Monthly Total in lbs.	1,522,260		6.84		2.44		4.47		63.36		311.96		104.26		0.86		12.45		53.05		7.54		13.02		623.19		2.65	
5/1/2018	34.57	5.07		2.06		3.42		45.81		235.59		76.25		0.77		10.31		36.59		6.19		8.25		419.27		1.42		
5/15/2018	28.33	4.53		2.05		3.22		31.04		221.33		55.93		0.26		10.25		36.00		5.27		8.20		436.62		1.24		
Monthly Avg:	4.80			2.06		3.32		38.42		228.46		66.09		0.51		10.28		36.29		5.73		8.23		427.94		1.33		
Monthly Total in lbs.	1,486,720		7.14		3.06		4.94		57.12		339.66		98.25		0.76		15.29		53.96		8.52		12.23		636.23		1.98	
6/5/2018	29.83	4.35		1.83		2.77		51.48		239.55		73.02		0.17		9.17		42.67		7.78		7.34		533.04		0.58		
6/19/2018	29.99	3.32		1.75		2.63		35.50		238.00		48.70		0.56		8.77		35.70		5.32		5.01		467.00		1.05		
6/28/2018	20.49	4.14		1.87		2.81		33.90		264.00		55.20		0.93		9.36		39.20		6.77		5.74		517.00				
Monthly Avg:	3.94			1.82		2.74		40.29		247.18		58.97		0.36		9.10		39.19		6.62		6.03		505.68		0.81		
Monthly Total in lbs.	1,375,560		5.41		2.50		3.76		55.42		340.02		81.12		0.50		12.52		53.91		9.11		8.29		695.59		1.12	
7/3/2018	30.41	5.02		1.69		2.54		48.00		302.00		97.10		0.18		8.46		35.90		8.21		5.08		691.00		0.60		
7/17/2018	34.05	4.93		1.74		2.61		42.50		252.00		108.00		0.12		8.70		40.90		6.94		4.35		620.00		0.93		
Monthly Avg:	4.98			1.72		2.57		45.25		277.00		102.55		0.15		8.58		38.40		7.58		4.71		655.50		0.77		
Monthly Total in lbs.	1,234,260		6.14		2.12		3.18		55.85		341.89		126.57		0.19		10.59		47.40		9.35		5.82		809.06		0.95	
8/14/2018	23.17	4.53		1.75		2.63		46.00		245.00		129.00		0.36		8.75		34.50		5.98		4.64		523.00		0.63		
8/22/2018	28.40	5.04		2.10		3.15		33.80		252.00		105.00		0.17		10.49		31.10		5.94		6.43		529.00		0.64		
Monthly Avg:	4.79			1.92		2.89		39.90		248.50		117.00		0.26		9.62		32.80		5.96		5.54		526.00		0.64		
Monthly Total in lbs.	1,342,480		6.42		2.58		3.87		53.56		333.61		157.07		0.35		12.91		44.03		8.00		7.43		706.14		0.85	
9/4/2018	20.33	4.84		2.11		3.17		30.70		262.00		63.90		0.08		10.56		46.80		9.33		5.97		526.00		0.53		
9/18/2018	30.15	4.55		1.99		2.98		43.70		303.00		106.00		1.63		9.93		41.00		8.13		8.95		561.00		0.52		
Monthly Avg:	4.70			2.05		3.07		37.20		282.50		84.95		0.85		10.25		43.90		8.73		7.46		543.50		0.53		
Monthly Total in lbs.	1,272,620		5.97		2.61		3.91		47.34		359.52		108.11		1.09		13.04		55.87		11.11		9.49		691.67		0.67	
10/2/2018	27.73	5.98		1.93		2.90		55.00		295.00		120.00		0.12		9.66		62.40		7.64		6.83		530.00		9.68		
10/16/2018	15.31	6.69		2.14		3.22		53.40		292.00		104.00		0.12		10.72		49.80		8.09		5.51		519.00		7.33		
Monthly Avg:	6.34			2.04		3.06		54.20		293.50		112.00		0.12		10.19		56.10		7.87		6.17		524.50		8.51		
Monthly Total in lbs.	1,360,840		8.62		2.77		4.16		73.76		399.41		152.41		0.16		13.86		76.34		10.70		8.40		713.76		11.57	
11/6/2018	24.98	5.54		2.11		3.17		40.50		228.00		89.50		0.99		10.56		46.30		4.96		5.28		447.00		7.10		
11/20/2018	26.71	7.24		2.33		3.49		38.00		215.00		65.80		0.06		11.63		48.30		5.35		5.81		430.00		8.44		
Monthly Avg:	6.39			2.22		3.33		39.25		221.50		77.65		0.53		11.09		47.30		5.16		5.55		438.50		7.77		
Monthly Total in lbs.	1,348,820		8.62		2.99		4.49		52.94		298.76		104.74		0.71		14.96		63.80		6.95		7.48		591.46		10.48	
12/4/2018	27.29	7.45		2.28		3.42		40.10		218.0																		

Field's Point Metals Loading from Final Sludge (lbs/yr)

Year	Arsenic	Beryllium	Cadmium	Chromium	Copper	Lead	Mercury	Molybdeum	Nickel	Selenium	Silver	Zinc	Cyanide
1994			202.7	2628.1	13386.0	4297.2	74.0		4626.2		1113.9	15683.7	281.0
1995			203.5	2824.5	14962.8	3700.2	55.0		4202.3		818.1	13071.5	189.3
1996	132.3	4.9	186.4	3473.3	12461.8	3389.6	47.8	205.1	3860.3		757.7	11615.1	239.8
1997			189.7	3654.7	13674.5	4122.1	53.9		3400.3		867.9	12323.5	189.6
1998	44.6		208.7	2655.5	11207.8	2879.9	36.9		2188.6		698.3	10101.5	127.1
1999	35.4		233.3	2315.0	13490.2	2516.8	28.8	164.7	1887.7	74.9	677.4	11549.1	90.1
2000	42.4	32.3	352.8	1747.7	15019.4	2544.9	12.0	84.1	1191.9	23.5	384.0	6482.0	49.6
2001	88.1	16.9	205.7	2379.0	15120.0	2611.1	26.3	204.6	2008.3	282.0	634.9	13297.6	111.0
2002	84.9	7.6	154.5	1757.0	15758.0	3156.0	27.9	190.1	1555.0	190.4	651.5	15148.0	79.6
2003	53.6	9.7	183.8	1976.2	12993.4	3008.8	28.4	98.1	1485.4	118.2	466.3	12773.9	60.8
2004	43.4	12.1	221.0	3774.2	20910.1	2608.5	23.8	103.2	2472.9	163.4	501.2	14645.1	95.9
2005	79.5	13.9	250.7	4970.6	30477.9	2867.9	29.6	190.3	3092.9	167.2	478.5	20592.3	78.6
2006	85.2	11.7	131.8	1448.6	5889.2	2616.6	16.7	193.4	1181.6	136.4	452.8	12290.6	56.9
2007	18.5	12.2	64.5	612.1	3862.6	1033.7	6.8	157.1	526.2	41.8	173.4	6833.0	67.5
2008	32.9	48.3	66.7	856.5	5426.0	1793.2	74.0	294.3	841.1	39.2	195.7	9914.5	113.8
2009	38.0	33.0	82.5	919.6	4792.0	1771.9	8.4	300.2	769.1	26.5	132.2	10442.8	121.1
2010	44.8	27.6	73.5	928.9	6111.0	1770.2	60.6	276.2	874.0	33.0	151.0	9897.7	94.6
2011	40.8	26.1	123.7	1156.0	3795.4	1613.2	7.5	261.0	790.7	43.0	115.9	9026.6	71.5
2012	33.8	28.5	78.3	995.0	3892.6	1269.2	8.1	285.5	818.7	114.5	185.3	8760.1	199.1
2013	75.1	3.6	48.0	1006.5	4202.2	1454.2	8.0	99.9	757.9	168.3	189.9	8772.9	83.2
2014	82.1	3.9	41.3	846.3	3873.3	1153.0	6.7	100.6	709.6	181.4	131.9	7457.4	59.7
2015	88.0	2.4	42.3	798.3	3683.9	991.0	6.5	98.3	652.2	154.2	105.6	8168.1	71.3
2016	67.2	2.1	22.2	713.9	3385.5	1048.0	6.8	96.7	604.5	113.7	75.6	7542.5	51.3
2017	70.1	3.0	28.3	965.8	3838.7	1126.3	6.4	92.4	662.0	118.3	77.1	8073.0	38.4
2018	83.1	32.2	49.8	713.9	3828.7	1320.0	6.8	163.3	659.4	103.0	112.2	7833.8	142.8

*Beryllium, cadmium, molybdenum, and silver laboratory calculation methodology was modified between 2017-2018

INFLUENT LOADING DATA

BUCKLIN POINT

Bucklin Point Influent Metals Al - Sn 2018
all analyses in ppb

Date	Day of the Week	Influent Flow	Al (ppb)	Fe (ppb)	Se (ppb)	As (ppb)	Mo (ppb)	Sn (ppb)
1/2/2018	Tuesday	14.24	208.989		<1.000	0.866	3.455	
1/3/2018	Wednesday	13.77	237.090		<1.000	0.874	4.785	
1/9/2018	Tuesday	14.40	279.314	1236.027	<1.000	0.884	2.125	<5.00
1/10/2018	Wednesday	15.09	382.493		<1.000	0.920	6.164	
1/16/2018	Tuesday	20.93	209.191		<1.000	0.882	3.281	
1/17/2018	Wednesday	21.74	216.809		<1.000	0.911	3.120	
1/23/2018	Tuesday	45.13	667.379		<1.000	1.106	3.847	
1/24/2018	Wednesday	22.31	390.761		<1.000	1.010	3.803	
1/30/2018	Tuesday	19.60	219.107		<1.000	0.883	7.853	
1/31/2018	Wednesday	18.19	184.809		<1.000	0.825	4.899	
2/6/2018	Tuesday	18.92	215.917	827.147	<1.000	0.799	3.259	<5.00
2/7/2018	Wednesday	36.24	197.752		<1.000	0.722	4.199	
2/13/2018	Tuesday	22.58	170.705		<1.000	0.740	7.162	
2/14/2018	Wednesday	23.38	169.532		<1.000	0.673	1.709	
2/20/2018	Tuesday	22.45	254.572		<1.000	0.784	2.313	
2/21/2018	Wednesday	21.69	183.598		<1.000	0.779	4.666	
2/27/2018	Tuesday	22.02	141.398		<1.000	0.518	1.947	
2/28/2018	Wednesday	22.21	182.829		<1.000	2.205	2.883	
3/6/2018	Tuesday	29.13	154.547	712.167	<1.000	0.848	1.498	<5.00
3/7/2018	Wednesday	39.79	187.838		<1.000	0.924	3.064	
3/13/2018	Tuesday	31.19	221.337		<1.000	0.866	1.727	
3/14/2018	Wednesday	32.29	219.622		<1.000	0.847	1.903	
3/20/2018	Tuesday	24.94	209.817		<1.000	0.825	3.290	
3/21/2018	Wednesday	25.67	580.983		<1.000	0.803	3.779	
3/27/2018	Tuesday	21.72	315.083		<1.000	0.753	1.846	
3/28/2018	Wednesday	22.09	213.042		<1.000	0.726	1.860	
4/3/2018	Tuesday	32.70	285.090	1014.685	<1.000	0.996	5.850	<5.00
4/4/2018	Wednesday	26.11	514.382		<1.000	1.063	1.575	
4/10/2018	Tuesday	20.86	193.557		<1.000	0.781	2.161	
4/11/2018	Wednesday	19.61	186.988		<1.000	0.789	2.230	
4/17/2018	Tuesday	25.01	491.579		<1.000	1.022	2.041	
4/18/2018	Wednesday	23.35	212.598		<1.000	0.813	2.443	
4/24/2018	Tuesday	22.30	442.011		<1.000	0.750	3.731	
4/25/2018	Wednesday	54.13	358.181		<1.000	0.869	2.286	
5/1/2018	Tuesday	24.70	21.724		<1.000	0.695	2.641	
5/2/2018	Wednesday	23.89	209.366		<1.000	0.731	3.124	

Bucklin Point Influent Metals Al - Sn 2018
all analyses in ppb

Date	Day of the Week	Influent Flow	Al (ppb)	Fe (ppb)	Se (ppb)	As (ppb)	Mo (ppb)	Sn (ppb)
5/8/2018	Tuesday	20.86	194.075	781.421	<1.000	0.735	3.440	<5.00
5/9/2018	Wednesday	20.60	246.021		<1.000	0.796	3.385	
5/15/2018	Tuesday	27.07	298.185		<1.000	0.972	6.589	
5/16/2018	Wednesday	20.43	476.985		<1.000	1.042	2.926	
5/22/2018	Tuesday	19.94	268.121		<1.000	0.870	3.011	
5/23/2018	Wednesday	18.36	285.805		<1.000	0.922	2.926	
5/29/2018	Tuesday	16.83	214.960		<1.000	0.869	1.969	
5/30/2018	Wednesday	16.62	336.167		<1.000	0.937	5.999	
6/5/2018	Tuesday	20.63	242.596	937.664	<1.000	0.879	5.475	<5.00
6/6/2018	Wednesday	16.69	453.041		<1.000	1.017	3.351	
6/12/2018	Tuesday	15.80	641.7		<1	0.7830	2.871	
6/13/2018	Wednesday	16.32	320.9		<1	0.8910	3.620	
6/19/2018	Tuesday	15.01	321.3		<1	0.9404	4.037	
6/20/2018	Wednesday	14.39	273		<1	0.8888	2.247	
6/26/2018	Tuesday	14.27	299		<1	0.9288	4.954	
6/27/2018	Wednesday	14.74	299.8		<1	0.9334	2.154	
7/3/2018	Tuesday	14.61	235.3		<1	0.9842	5.331	
7/4/2018	Wednesday	12.90	232.2		<1	0.9443	3.865	
7/10/2018	Tuesday	13.97	274.3	1017	<1	0.9456	6.896	<5
7/11/2018	Wednesday	13.97	337.4		<1	1.008	5.239	
7/17/2018	Tuesday	24.15	263		<1	1.067	5.156	
7/18/2018	Wednesday	14.41	402		<1	1.118	2.754	
7/24/2018	Tuesday	14.19	251.9		<1	1.066	2.927	
7/25/2018	Wednesday	14.62	241.8		<1	1.080	2.806	
7/31/2018	Tuesday	13.34	242.5		<1	1.093	3.808	
8/1/2018	Wednesday	14.24	272.6		<1	1.136	4.247	
8/7/2018	Tuesday	13.56	317.8	1706	<1	1.161	3.107	<5
8/8/2018	Wednesday	13.45	261.3		<1	1.029	3.088	
8/14/2018	Tuesday	16.38	272.2		<1	1.261	1.985	
8/15/2018	Wednesday	14.73	315.4		<1	1.076	7.177	
8/21/2018	Tuesday	14.43	239.9		<1	1.176	2.807	
8/22/2018	Wednesday	22.11	350.4		<1	0.9932	5.032	
8/28/2018	Tuesday	13.62	285.9		<1	0.8511	5.681	
8/29/2018	Wednesday	13.36	709.9		<1	0.9168	9.317	
9/4/2018	Tuesday	13.09	239		<1	0.8131	2.443	
9/5/2018	Wednesday	13.22	283.4		<1	0.9079	4.193	
9/11/2018	Tuesday	30.42	357.2	934.4	<1	0.8220	2.160	<5
9/12/2018	Wednesday	36.64	487.8		<1	0.9340	5.392	

Bucklin Point Influent Metals Al - Sn 2018
all analyses in ppb

Date	Day of the Week	Influent Flow	Al (ppb)	Fe (ppb)	Se (ppb)	As (ppb)	Mo (ppb)	Sn (ppb)
9/18/2018	Tuesday	27.93	306.7		<1	0.8978	2.784	
9/19/2018	Wednesday	17.33	405.7		<1	0.9853	3.604	
9/25/2018	Tuesday	46.83	785.8		<1	0.8663	3.856	
9/26/2018	Wednesday	43.39	443.5		<1	1.041	1.587	
10/2/2018	Tuesday	37.01	228.3		<1	0.9168	2.427	
10/3/2018	Wednesday	38.98	229.4		1.199	2.412	2.101	
10/9/2018	Tuesday	20.60	202.9		<1	0.8095	1.314	
10/10/2018	Wednesday	19.55	265		<1	0.9241	2.791	
10/16/2018	Tuesday	26.96	314.1	989.9	<1	0.8431	2.775	<5
10/17/2018	Wednesday	21.35	235.2		<1	0.8256	3.100	
10/23/2018	Tuesday	21.14	227.5		<1	0.7243	2.069	
10/24/2018	Wednesday	19.60	907.5		<1	0.8855	8.249	
10/30/2018	Tuesday	21.66	202.1		<1	0.7042	3.478	
10/31/2018	Wednesday	20.42	206.3		<1	0.7367	2.290	
11/6/2018	Tuesday	48.46	194.1	759.6	<1	0.6996	2.537	<5
11/7/2018	Wednesday	27.48	404.1		<1	0.8075	1.310	
11/13/2018	Tuesday	71.13	183.8		<1	0.6249	0.8089	
11/14/2018	Wednesday	35.75	175.6		<1	0.7808	2.740	
11/20/2018	Tuesday	36.01	189.4		<1	0.7748	1.687	
11/21/2018	Wednesday	30.96	161.9		<1	0.7671	2.742	
11/27/2018	Tuesday	48.13	249.6		<1	0.7350	1.309	
11/28/2018	Wednesday	34.43	147.5		<1	0.7527	2.251	
12/4/2018	Tuesday	28.56	168.3	701.3	<1	0.7401	2.491	<5
12/5/2018	Wednesday	27.83	173.8		<1	0.7391	2.511	
12/11/2018	Tuesday	24.41	181.3		<1	0.7379	3.764	
12/12/2018	Wednesday	23.59	179.4		<1	0.7085	1.407	
12/18/2018	Tuesday	22.36	201.4		<1	0.7104	1.656	
12/19/2018	Wednesday	22.07	225.2		<1	0.7253	2.968	
12/25/2018	Tuesday	23.63	118.2		<1	0.7143	0.9608	
12/26/2018	Wednesday	23.79	120.7		<1	0.6951	0.8332	

Bucklin Point Influent Metals Cd - CN 2018
all analyses in ppb

Date	Day of the Week	Influent Flow	Cd (ppb)	TTL Cr (ppb)	Hex Cr (ppb)	Cu (ppb)	Pb (ppb)	Hg (ppb)	Ni (ppb)	Ag (ppb)	Zn (ppb)	CN (ppb)
1/2/2018	Tuesday	14.24	0.131	1.588		31.445	2.934		3.141	0.545	80.202	
1/3/2018	Wednesday	13.77	0.197	2.144		40.933	2.938		4.732	1.293	90.383	5.030
1/4/2018	Thursday	14.08										9.870
1/9/2018	Tuesday	14.40	0.163	3.253	63.00	52.920	4.629	0.04220	9.368	2.102	100.690	5.680
1/10/2018	Wednesday	15.09	0.170	4.511		41.935	3.978		8.620	2.293	101.319	6.270
1/16/2018	Tuesday	20.93	0.153	2.568		28.137	2.841		7.737	1.548	69.309	6.410
1/17/2018	Wednesday	21.74	0.169	2.458		33.627	3.032		7.627	0.690	69.659	7.480
1/23/2018	Tuesday	45.13	0.168	4.898		38.759	12.769		10.079	2.069	96.266	10.10
1/24/2018	Wednesday	22.31	0.156	3.029		25.514	6.262		7.190	0.922	70.313	8.850
1/30/2018	Tuesday	19.60	0.159	2.147		45.471	2.635		8.778	0.617	82.195	6.870
1/31/2018	Wednesday	18.19	0.140	2.638		33.411	2.208		7.724	0.718	65.650	7.360
2/6/2018	Tuesday	18.92	0.146	2.873	30.00	26.697	3.841	0.007350	6.376	0.936	67.378	6.470
2/7/2018	Wednesday	36.24	0.328	4.030		34.963	2.312		12.351	0.731	64.167	6.040
2/13/2018	Tuesday	22.58	0.196	1.873		24.546	2.285		5.099	0.831	60.002	7.560
2/14/2018	Wednesday	23.38	0.178	3.125		23.186	1.731		5.633	0.987	69.865	5.530
2/20/2018	Tuesday	22.45	0.178	2.011		25.432	3.407		5.900	1.009	64.272	7.900
2/21/2018	Wednesday	21.69	0.365	5.180		23.259	2.045		7.775	0.915	59.591	10.50
2/27/2018	Tuesday	22.02	0.208	0.791		14.921	1.361		7.976	0.722	61.007	6.200
2/28/2018	Wednesday	22.21	0.200	1.656		26.258	1.892		5.571	1.055	60.319	7.470
3/6/2018	Tuesday	29.13	0.162	0.997	16.00	16.548	1.620	0.005220	4.870	0.968	46.193	5.840
3/7/2018	Wednesday	39.79	0.167	2.340		20.509	1.776		4.949	0.635	51.667	6.160
3/13/2018	Tuesday	31.19	0.180	1.748		28.671	5.039		7.779	1.156	61.843	5.86
3/14/2018	Wednesday	32.29	0.155	1.165		15.297	2.443		3.323	0.391	49.394	5.87
3/20/2018	Tuesday	24.94	0.162	3.156		29.677	2.533		5.919	1.092	65.136	4.880
3/21/2018	Wednesday	25.67	0.164	2.897		30.178	2.343		6.418	0.776	65.042	6.380
3/27/2018	Tuesday	21.72	0.157	2.195		27.527	2.463		5.940	0.958	62.864	5.240
3/28/2018	Wednesday	22.09	0.156	2.247		29.568	2.414		6.239	1.433	68.551	5.250
4/3/2018	Tuesday	32.70	0.170	1.730	22.00	43.329	4.824	0.02270	5.932	1.244	89.739	5.540
4/4/2018	Wednesday	26.11	0.160	13.941		33.447	11.248		6.061	1.741	98.412	6.050
4/10/2018	Tuesday	20.86	0.151	1.620		33.838	2.422		14.477	1.548	71.529	5.140
4/11/2018	Wednesday	19.61	0.158	3.614		28.162	2.331		8.647	1.261	69.992	5.500
4/17/2018	Tuesday	25.01	0.154	2.975		24.198	12.725		5.110	1.177	68.124	6.850
4/18/2018	Wednesday	23.35	0.146	1.386		27.207	3.242		4.855	1.503	61.023	7.160
4/24/2018	Tuesday	22.30	0.146	1.908		31.967	2.744		7.940	1.224	67.523	4.820
4/25/2018	Wednesday	54.13	0.175	3.974		42.093	6.039		6.297	1.364	92.634	5.770

Bucklin Point Influent Metals Cd - CN 2018
all analyses in ppb

Date	Day of the Week	Influent Flow	Cd (ppb)	TTL Cr (ppb)	Hex Cr (ppb)	Cu (ppb)	Pb (ppb)	Hg (ppb)	Ni (ppb)	Ag (ppb)	Zn (ppb)	CN (ppb)
5/1/2018	Tuesday	24.70	0.170	1.558		29.672	2.648		4.967	0.737	69.556	5.280
5/2/2018	Wednesday	23.89	0.164	1.366		58.558	2.546		5.513	0.749	68.204	7.250
5/8/2018	Tuesday	20.86	0.161	1.479	16.00	30.049	2.541	0.01650	7.178	1.302	73.900	8.710
5/9/2018	Wednesday	20.60	0.178	1.580		38.930	2.663		7.248	1.198	88.977	4.400
5/15/2018	Tuesday	27.07	0.181	3.849		44.726	3.753		10.333	2.030	93.518	5.500
5/16/2018	Wednesday	20.43	0.182	6.205		43.463	11.795		10.212	2.065	100.111	6.060
5/22/2018	Tuesday	19.94	0.177	4.166		44.192	4.889		8.356	2.002	91.401	5.600
5/23/2018	Wednesday	18.36	0.166	4.046		42.253	3.665		7.002	1.418	88.809	5.120
5/29/2018	Tuesday	16.83	0.140	1.745		38.612	3.002		3.542	1.314	77.870	<4.00
5/30/2018	Wednesday	16.62	0.173	3.556		43.445	4.316		6.484	1.920	103.779	4.660
6/5/2018	Tuesday	20.63	0.135	4.760	24.00	33.960	5.382	0.007210	12.165	1.134	77.403	5.220
6/6/2018	Wednesday	16.69	0.173	97.870		81.055	11.541		142.079	7.884	96.295	4.530
6/12/2018	Tuesday	15.80	0.2068	2.934		46.97	4.515		6.480	1.041	100.7	5.09
6/13/2018	Wednesday	16.32	0.1836	2.331		46.24	5.136		5.782	0.5625	101.9	6.09
6/19/2018	Tuesday	15.01	0.2202	2.720		57.71	5.929		9.469	1.177	152.4	6.75
6/20/2018	Wednesday	14.39	0.1908	45.76		63.66	4.822		53.51	2.072	106.2	5.57
6/26/2018	Tuesday	14.27	0.1841	11.15		68.03	4.735		20.64	2.521	112.4	6.74
6/27/2018	Wednesday	14.74	0.1676	5.043		50.79	3.852		11.17	1.546	100.7	5.81
7/3/2018	Tuesday	14.61	0.1591	1.705		45.09	3.998		6.608	1.066	105.9	6.62
7/4/2018	Wednesday	12.90	0.1711	1.737		45.56	4.212		5.125	0.8643	101.9	6.83
7/10/2018	Tuesday	13.97	0.2077	1.816		51.28	4.793	0.00372	12.19	0.7213	117	8.25
7/11/2018	Wednesday	13.97	0.3016	2.545	45	53.13	5.263		12.93	1.051	123.6	5.55
7/17/2018	Tuesday	24.15	0.1737	3.181		76.15	4.025		15.09	0.8029	117.2	4.14
7/18/2018	Wednesday	14.41	0.1644	3.022		49.12	9.792		6.353	1.145	116.8	<4
7/24/2018	Tuesday	14.19	0.1725	2.213	34	45.41	3.703		7.391	0.6911	105.6	8.11
7/25/2018	Wednesday	14.62	0.1514	1.934		40.82	4.015		5.850	0.9110	101.4	6.06
7/31/2018	Tuesday	13.34	0.1648	2.119		50.45	3.979		6.480	0.8628	105.5	5.24
8/1/2018	Wednesday	14.24	0.1725	68.89		69.20	4.721		63.13	1.086	122	5.34
8/7/2018	Tuesday	13.56	0.1814	3.219	48	55.26	8.324	0.0512	12.02	2.638	135.1	7.53
8/8/2018	Wednesday	13.45	0.1743	3.518		50.90	4.513		7.164	0.8377	108.3	11.1
8/14/2018	Tuesday	16.38	0.1294	1.786		32.11	4.175		2.985	0.7728	80	6.53
8/15/2018	Wednesday	14.73	0.1766	3.204		52.27	5.469		13.23	1.365	113	6.34
8/21/2018	Tuesday	14.43	0.3431	3.409		55.62	3.207		11.66	1.707	108.2	7.56
8/22/2018	Wednesday	22.11	0.2377	4.566		50.57	8.742		10.59	1.608	113.8	5.19
8/28/2018	Tuesday	13.62	0.1605	2.668		52.54	4.425		8.969	1.513	108.7	8.88
8/29/2018	Wednesday	13.36	0.1761	43.11		205.3	5.395		162.5	1.798	117.6	6.94
9/4/2018	Tuesday	13.09	0.1332	1.986		39.72	3.698		4.498	0.4797	97.98	7.61
9/5/2018	Wednesday	13.22	0.1762	3.142		67.10	4.370		12.44	2.152	120.5	7.36

Bucklin Point Monthly Average, Minimum, and Maximum Influent Data 2018
all analyses in ppb

Date		Flow (MGD)	Cd	TTL Cr	Hex Cr	Cu	Pb	Hg (ppt)	Ni	Ag	Zn	CN
January	Average	21.52	0.16	2.92	63.00	37.22	4.42	42.20	7.50	1.28	82.60	7.39
	Minimum	13.59	0.13	1.59	63.00	25.51	2.21	42.20	3.14	0.55	65.65	5.03
	Maximum	59.72	0.20	4.90	63.00	52.92	12.77	42.20	10.08	2.29	101.32	10.10
February	Average	25.34	0.22	2.69	30.00	24.91	2.36	7.35	7.09	0.90	63.33	7.21
	Minimum	18.18	0.15	0.79	30.00	14.92	1.36	7.35	5.10	0.72	59.59	5.53
	Maximum	51.77	0.37	5.18	30.00	34.96	3.84	7.35	12.35	1.06	69.87	10.50
March	Average	29.82	0.16	2.09	16.00	24.75	2.58	5.22	5.68	0.93	58.84	5.69
	Minimum	20.62	0.16	1.00	16.00	15.30	1.62	5.22	3.32	0.39	46.19	4.88
	Maximum	85.31	0.18	3.16	16.00	30.18	5.04	5.22	7.78	1.43	68.55	6.38
April	Average	26.14	0.16	3.89	22.00	33.03	5.70	22.70	7.41	1.38	77.37	5.85
	Minimum	19.01	0.15	1.39	22.00	24.20	2.33	22.70	4.86	1.18	61.02	4.82
	Maximum	60.69	0.18	13.94	22.00	43.33	12.73	22.70	14.48	1.74	98.41	7.16
May	Average	20.81	0.17	2.96	16.00	41.39	4.18	16.50	7.08	1.47	85.61	5.66
	Minimum	16.62	0.14	1.37	16.00	29.67	2.54	16.50	3.54	0.74	68.20	4.00
	Maximum	27.07	0.18	6.21	16.00	58.56	11.80	16.50	10.33	2.07	103.78	8.71
June	Average	16.84	0.18	21.57	24.00	56.05	5.74	7.21	32.66	2.24	106.00	5.73
	Minimum	14.11	0.14	2.33	24.00	33.96	3.85	7.21	5.78	0.56	77.40	4.53
	Maximum	38.51	0.22	97.87	24.00	81.06	11.54	7.21	142.08	7.88	152.40	6.75
July	Average	14.93	0.19	2.25	39.50	50.78	4.86	3.72	8.67	0.90	110.54	6.09
	Minimum	12.90	0.15	1.71	34.00	40.82	3.70	3.72	5.13	0.69	101.40	4.00
	Maximum	24.15	0.30	3.18	45.00	76.15	9.79	3.72	15.09	1.15	123.60	8.25
August	Average	16.18	0.19	14.93	48.00	69.31	5.44	51.20	32.47	1.48	111.86	7.27
	Minimum	12.98	0.13	1.79	48.00	32.11	3.21	51.20	2.99	0.77	80.00	5.19
	Maximum	30.56	0.34	68.89	48.00	205.30	8.74	51.20	162.50	2.64	135.10	11.10
September	Average	20.97	0.15	11.97	22.00	49.36	6.46	9.66	8.56	1.47	97.86	8.53
	Minimum	12.48	0.12	1.99	22.00	27.57	3.70	9.66	4.50	0.48	72.59	6.78
	Maximum	46.83	0.18	70.43	22.00	78.18	10.93	9.66	12.44	2.15	120.50	13.40
October	Average	24.93	0.20	3.33	10.00	37.42	3.74	7.28	7.55	0.68	77.42	7.19
	Minimum	18.51	0.14	1.28	10.00	18.88	2.31	7.28	3.93	0.35	54.33	5.44
	Maximum	52.83	0.56	7.74	10.00	54.58	6.29	7.28	16.21	1.16	114.70	8.70
November	Average	36.24	0.13	4.68	10.00	24.02	3.68	28.20	6.01	0.45	55.62	7.56
	Minimum	20.24	0.11	1.48	10.00	19.76	2.12	28.20	3.57	0.35	48.09	4.43
	Maximum	71.13	0.14	16.42	10.00	36.91	6.43	28.20	14.31	0.55	67.05	11.90
December	Average	28.41	0.15	1.99	16.00	30.17	3.06	22.75	6.70	0.56	66.25	8.66
	Minimum	22.07	0.11	0.61	16.00	22.95	1.54	13.30	2.75	0.15	52.42	5.93
	Maximum	63.58	0.18	2.72	16.00	46.73	4.05	32.20	14.32	0.83	81.56	12.20

Bucklin Point Influent Loading Summary 2018

Bucklin Point monthly mean influent loading summary (lbs/month)

Monthly total loads calculated as: Monthly Total Influent Flow (MG) * Average Daily Concentration (ppb) * Conversion Factor (0.00834).

Month	Total Monthly Inf Flow (MG)	Cd	Total Cr	Hex Cr	Cu	Pb	Hg	Ni	Ag	Zn	Total Cyanide	Total Metals*
January	667.20	0.89	16.27	350.56	207.08	24.61	0.2348	41.73	7.12	459.62	41.13	757.55
February	709.62	1.33	15.93	177.55	147.41	13.96	0.0435	41.93	5.32	374.77	42.66	600.70
March	924.57	1.26	16.14	123.37	190.82	19.89	0.0403	43.80	7.14	453.68	43.84	732.76
April	784.28	1.03	25.47	143.90	216.05	37.26	0.1485	48.50	9.04	506.08	38.29	843.58
May	645.14	0.91	15.90	86.09	222.70	22.50	0.0888	38.11	7.93	460.64	30.44	768.77
June	505.08	0.77	90.86	101.10	236.11	24.17	0.0304	137.58	9.44	446.51	24.12	945.49
July	462.70	0.71	8.69	152.43	195.95	18.77	0.0144	33.45	3.48	426.58	23.50	687.66
August	501.46	0.81	62.44	200.74	289.86	22.76	0.2141	135.80	6.19	467.80	30.40	985.88
September	629.17	0.81	62.80	115.44	259.00	33.90	0.0507	44.93	7.71	513.51	44.77	922.71
October	772.87	1.29	21.48	64.46	241.22	24.10	0.0469	48.68	4.40	499.05	46.35	840.28
November	1,087.10	1.14	42.40	90.66	217.73	33.38	0.2557	54.45	4.11	504.27	68.58	857.73
December	880.59	1.10	14.64	117.51	221.60	22.47	0.1671	49.18	4.14	486.57	63.58	799.86
Total (lbs/year)		12.06	393.02	1,723.81	2,645.52	297.77	1.3350	718.15	76.03	5,599.08	497.65	

*Total Metals = Sum of Monthly Metals Loads (Cd, Cr, Cu, Pb, Hg, Ni, Ag, Zn)

Bucklin Point monthly mean influent loading summary (lbs/day)

Average of daily loads – Each Daily load is calculated as: Daily Influent Flow (MG) * Daily Concentration (ppb) * Conversion Factor (0.00834); the average of those loads is reported here.

Month	Mean Inf Flow (MGD)	Cd	Total Cr	Hex Cr	Cu	Pb	Hg	Ni	Ag	Zn	Total Cyanide	Total Metals*
January	21.52	0.03	0.54	7.57	6.29	0.95	0.0051	1.36	0.23	14.22	1.34	23.63
February	25.34	0.05	0.55	4.73	5.06	0.46	0.0012	1.48	0.18	12.52	1.41	20.29
March	29.82	0.04	0.48	3.89	5.68	0.61	0.0013	1.32	0.21	13.66	1.36	22.01
April	26.14	0.04	0.93	6.00	8.11	1.39	0.0062	1.65	0.32	18.78	1.37	31.22
May	20.81	0.03	0.51	2.78	7.25	0.72	0.0029	1.25	0.25	14.83	1.00	24.85
June	16.84	0.02	2.87	4.13	7.35	0.77	0.0012	4.37	0.30	13.93	0.76	29.61
July	14.93	0.02	0.29	4.63	6.64	0.61	0.0004	1.15	0.11	14.02	0.75	22.85
August	16.18	0.02	1.77	5.43	8.43	0.71	0.0058	3.80	0.19	14.02	0.89	28.94
September	20.97	0.04	3.07	5.58	11.55	1.64	0.0025	2.09	0.35	22.79	2.11	41.52
October	24.93	0.05	0.66	2.25	7.41	0.82	0.0016	1.65	0.15	15.60	1.44	26.34
November	36.24	0.04	1.40	4.04	8.28	1.28	0.0114	1.91	0.15	19.22	2.64	32.30
December	28.41	0.03	0.41	3.81	6.15	0.64	0.0051	1.35	0.11	13.56	1.94	22.25

*Total Metals = Sum of Monthly Average Metals Loads (Cd, Cr, Cu, Pb, Hg, Ni, Ag, Zn)

Bucklin Point Influent Loading Summary 2018

Bucklin Point monthly mean influent concentration (ppb)

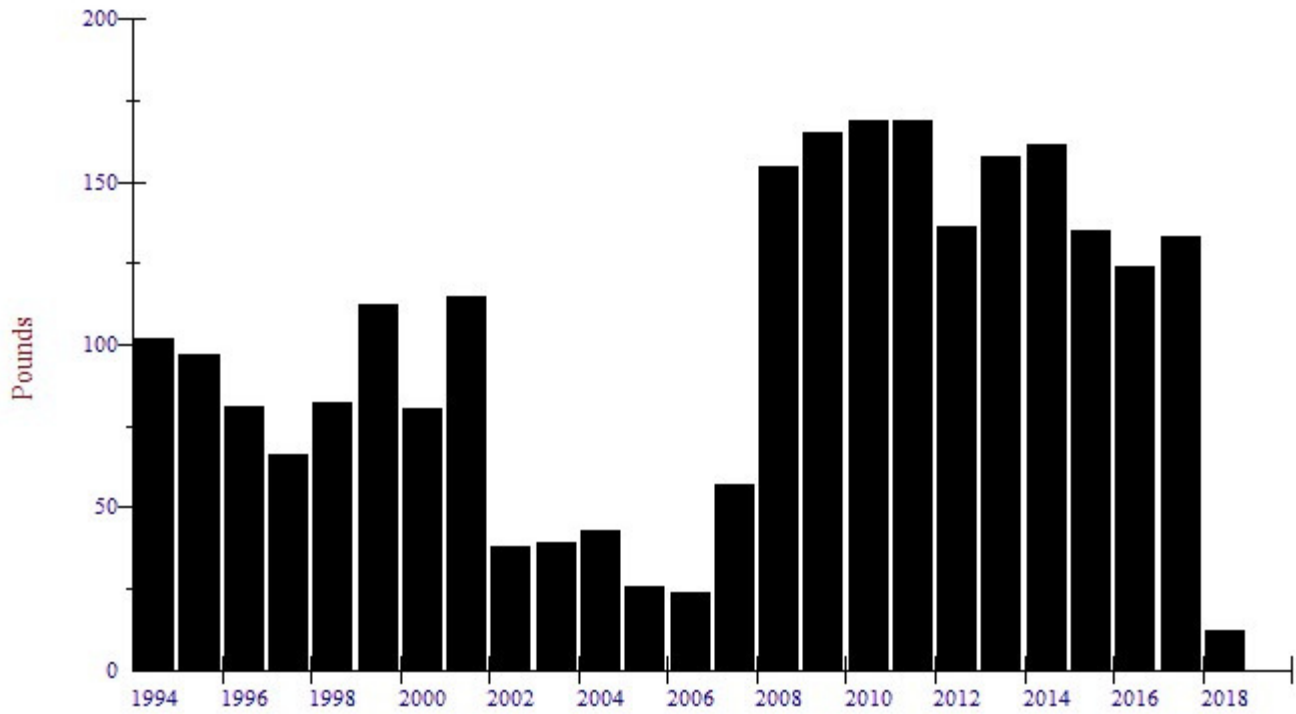
Month	Mean Inf Flow (MGD)	Cd	Total Cr	Hex Cr	Cu	Pb	Hg	Ni	Ag	Zn	Total Cyanide	Total Metals*
January	21.52	0.16	2.92	63.00	37.22	4.42	0.0422	7.50	1.28	82.60	7.39	136.14
February	25.34	0.22	2.69	30.00	24.91	2.36	0.0074	7.09	0.90	63.33	7.21	101.50
March	29.82	0.16	2.09	16.00	24.75	2.58	0.0052	5.68	0.93	58.84	5.69	95.03
April	26.14	0.16	3.89	22.00	33.03	5.70	0.0227	7.41	1.38	77.37	5.85	128.97
May	20.81	0.17	2.96	16.00	41.39	4.18	0.0165	7.08	1.47	85.61	5.66	142.88
June	16.84	0.18	21.57	24.00	56.05	5.74	0.0072	32.66	2.24	106.00	5.73	224.46
July	14.93	0.19	2.25	39.50	50.78	4.86	0.0037	8.67	0.90	110.54	6.09	178.20
August	16.18	0.19	14.93	48.00	69.31	5.44	0.0512	32.47	1.48	111.86	7.27	235.73
September	20.97	0.15	11.97	22.00	49.36	6.46	0.0097	8.56	1.47	97.86	8.53	175.85
October	24.93	0.20	3.33	10.00	37.42	3.74	0.0073	7.55	0.68	77.42	7.19	130.36
November	36.24	0.13	4.68	10.00	24.02	3.68	0.0282	6.01	0.45	55.62	7.56	94.61
December	28.41	0.15	1.99	16.00	30.17	3.06	0.0228	6.70	0.56	66.25	8.66	108.91

*Total Metals = Sum of Monthly Average Metals Concentrations (Cd, Cr, Cu, Pb, Hg, Ni, Ag, Zn)

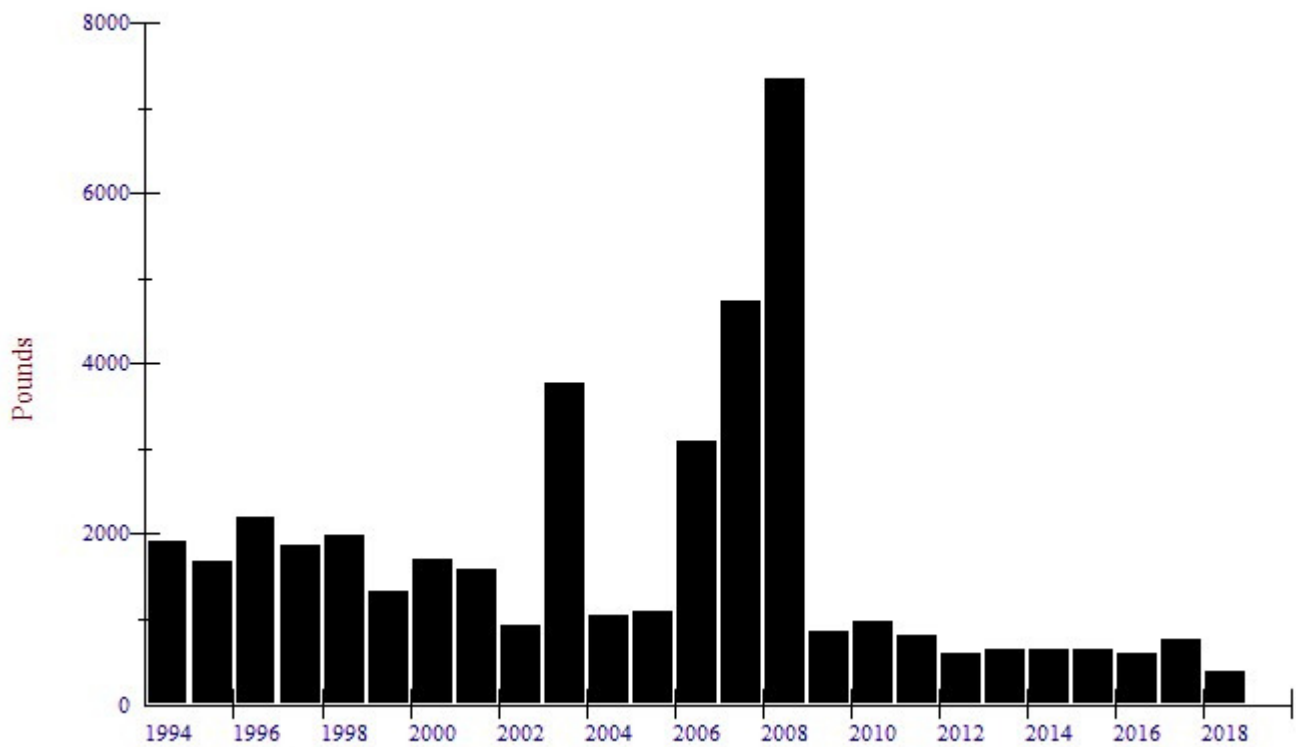
Bucklin Point Influent Loading Data**Influent loading (lbs/year)**

Year	Cadmium	Chromium	Copper	Lead	Mercury	Nickel	Silver	Zinc
1994	102	1,915	16,107	3,278	34.0	4,305	902	16,738
1995	97	1,670	11,525	2,223	25.0	3,679	519	12,339
1996	81	2,189	10,244	1,884	8.0	3,386	704	11,642
1997	66	1,876	7,844	1,781	6.0	3,530	763	9,709
1998	82	1,987	8,278	1,246	9.0	3,823	777	11,064
1999	112	1,334	9,814	1,585	5.8	3,991	985	12,655
2000	80	1,696	9,418	1,952	7.0	5,511	1,030	14,641
2001	115	1,583	7,349	1,079	12.0	4,207	623	10,887
2002	38	918	6,141	870	6.1	2,845	603	9,715
2003	39	3,762	5,638	873	6.5	3,396	371	10,337
2004	43	1,045	5,269	661	5.4	3,692	326	10,117
2005	26	1,099	4,734	707	5.6	2,685	223	8,768
2006	24	3,082	4,976	767	4.5	2,686	250	8,771
2007	57	4,743	5,469	581	5.2	2,565	208	8,616
2008	155	7,338	5,021	713	3.6	2,923	270	8,248
2009	165	866	3,992	714	4.1	1,346	266	7,532
2010	169	985	3,714	711	5.3	948	272	7,041
2011	169	819	3,409	742	3.9	888	270	6,396
2012	136	602	3,096	552	2.6	760	218	5,357
2013	158	636	3,768	636	3.0	1,000	253	6,367
2014	162	654	4,614	657	3.3	993	259	7,176
2015	135	645	4,097	561	2.6	987	217	6,757
2016	124	607	3,252	509	2.4	955	206	5,784
2017	133	768	3,029	568	2.4	1,280	220	5,575
2018	12	393	2,646	298	1.3	718	76	5,599

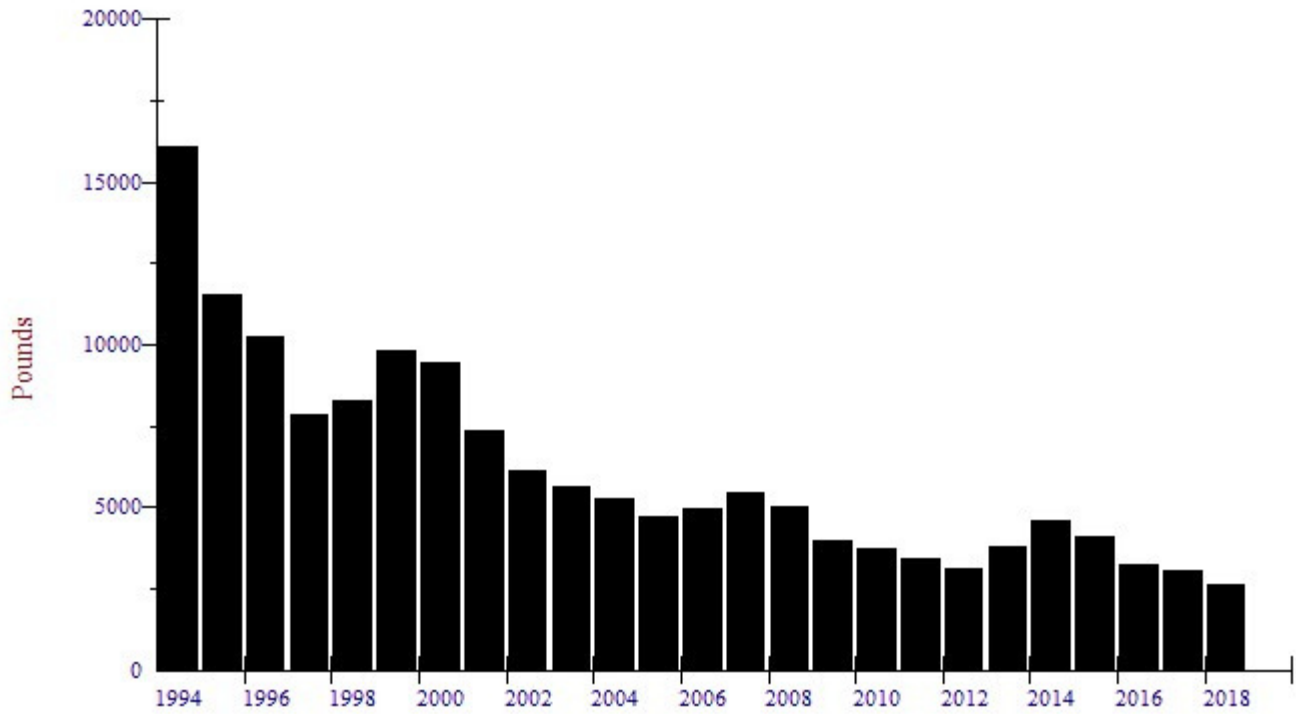
Bucklin Point Influent Cadmium Loading



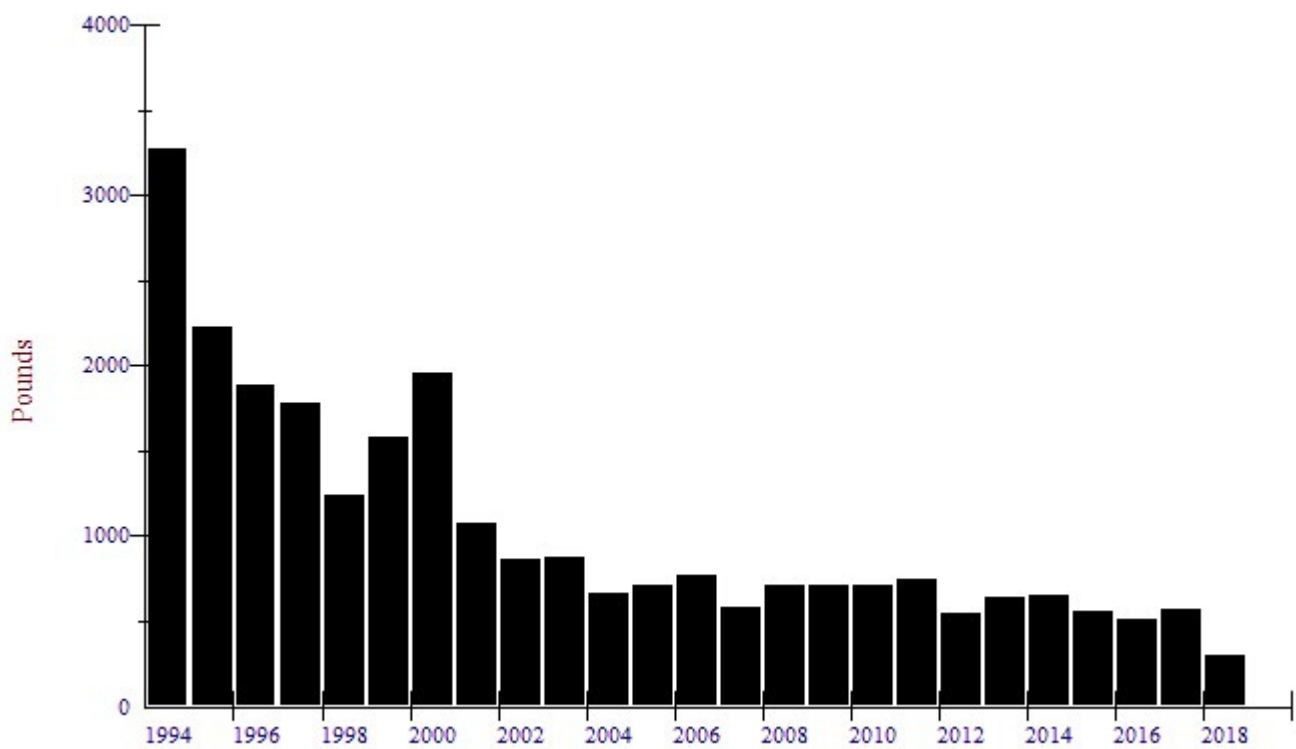
Bucklin Point Influent Chromium Loading



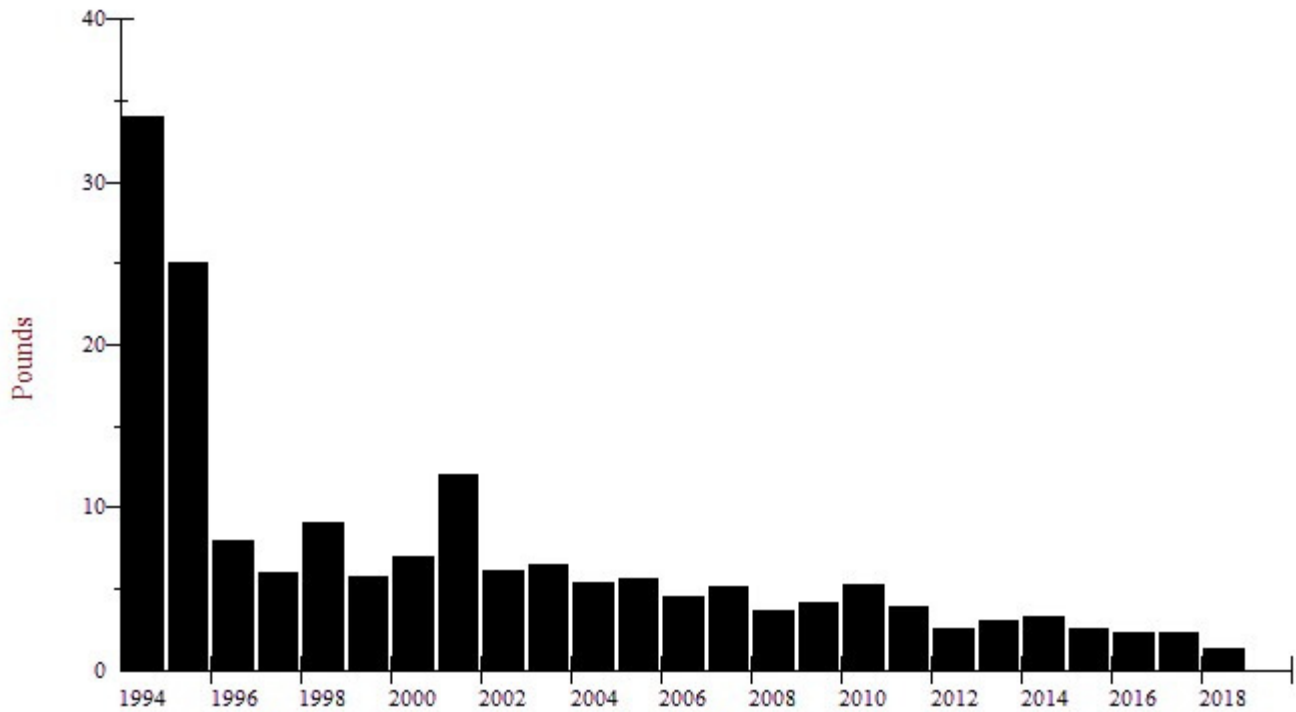
Bucklin Point Influent Copper Loading



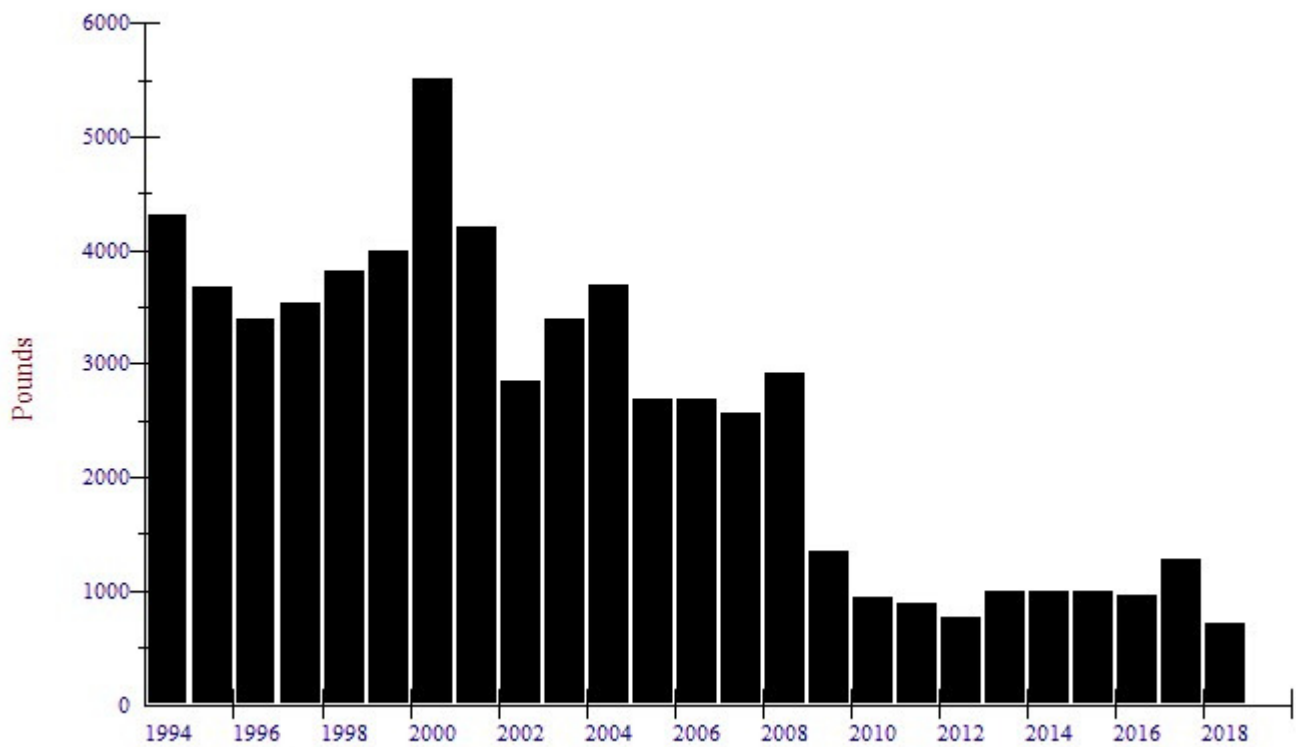
Bucklin Point Influent Lead Loading



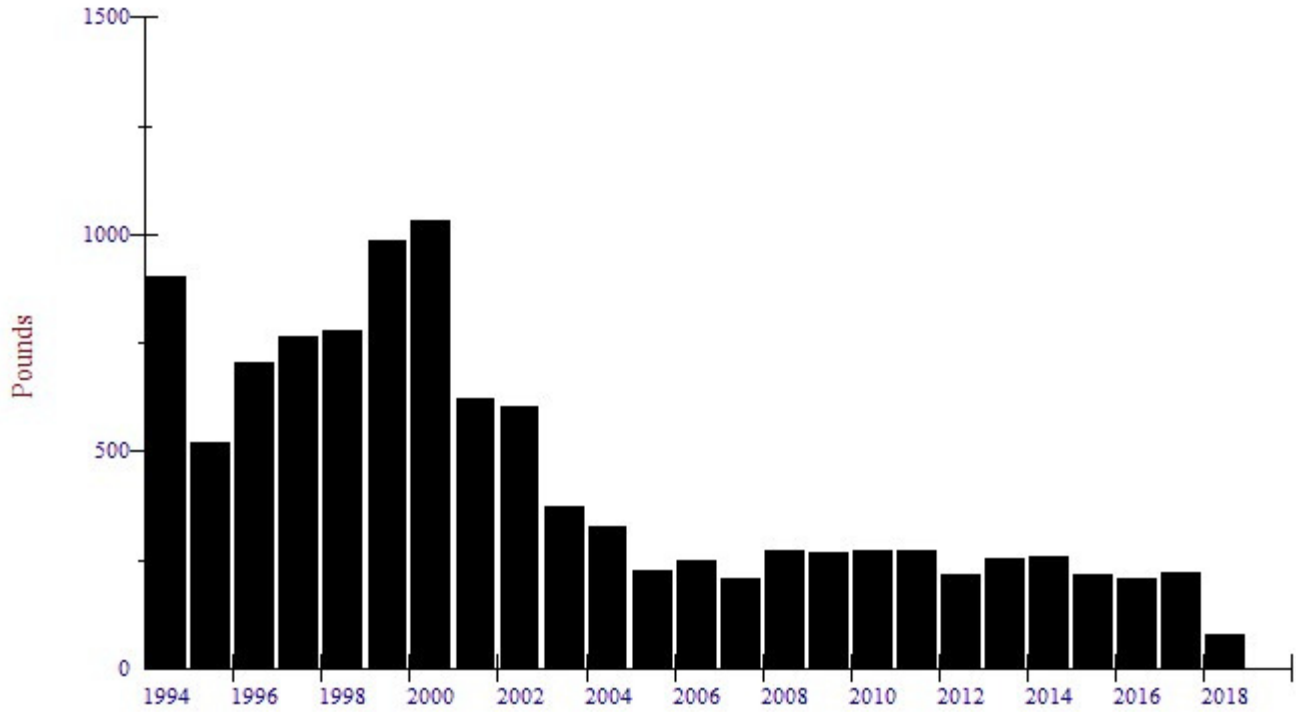
Bucklin Point Influent Mercury Loading



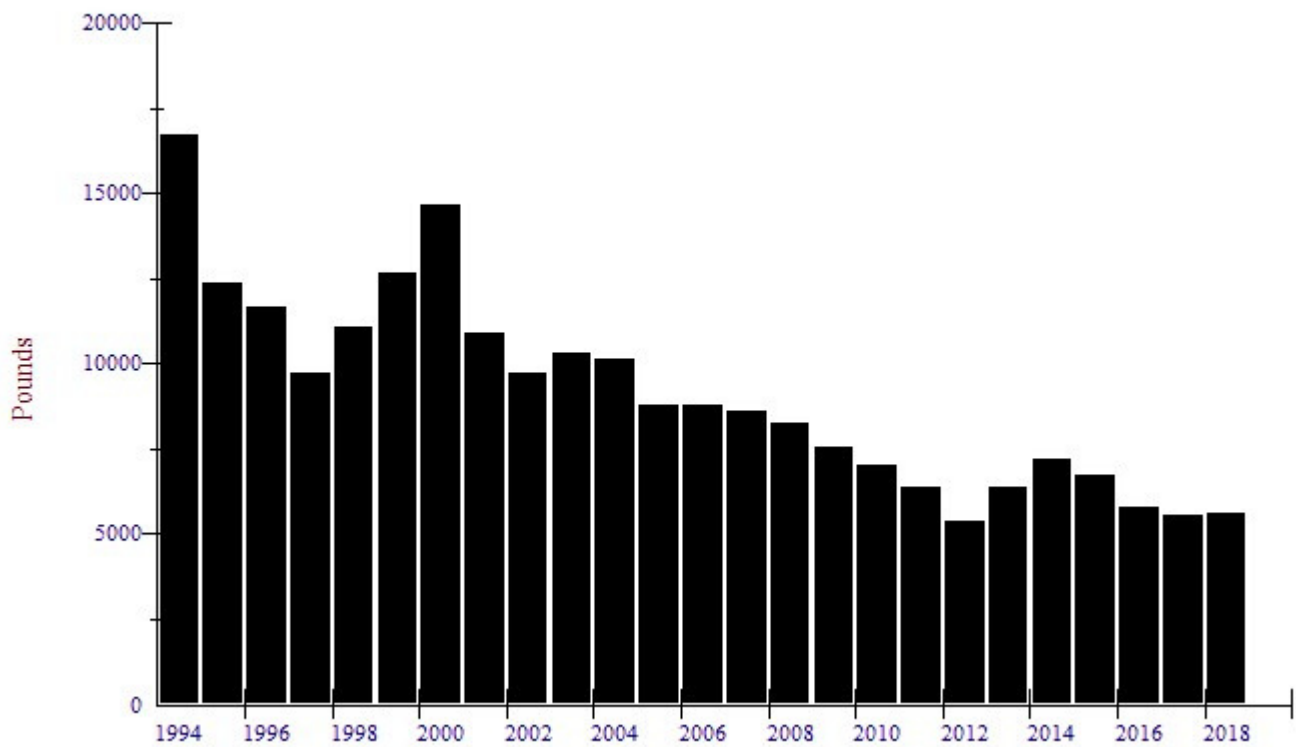
Bucklin Point Influent Nickel Loading



Bucklin Point Influent Silver Loading



Bucklin Point Influent Zinc Loading



EFFLUENT LOADING DATA

BUCKLIN POINT

Bucklin Point Effluent Metals Al - Sn 2018
all analyses in ppb

Date	Day of the Week	Effluent Flow	Al (ppb)	Fe (ppb)	Se (ppb)	As (ppb)	Mo (ppb)	Sn (ppb)
1/2/2018	Tuesday	14.24	14.146		<1.000	0.556	1.869	
1/3/2018	Wednesday	13.77	16.947		<1.000	0.644	3.391	
1/9/2018	Tuesday	14.40	13.583	74.031	<1.000	0.645	2.594	<5.00
1/10/2018	Wednesday	15.09	14.735		<1.000	0.621	3.309	
1/16/2018	Tuesday	20.93	17.991		<1.000	0.786	2.593	
1/17/2018	Wednesday	21.74	18.675		<1.000	0.799	2.740	
1/23/2018	Tuesday	30.28	26.250		<1.000	0.694	2.779	
1/24/2018	Wednesday	22.31	27.647		<1.000	0.764	3.204	
1/30/2018	Tuesday	19.60	15.490		<1.000	0.666	6.690	
1/31/2018	Wednesday	18.19	17.710		<1.000	0.670	5.013	
2/6/2018	Tuesday	18.92	15.993	74.924	<1.000	0.684	2.344	<5.00
2/7/2018	Wednesday	28.83	28.112		<1.000	0.675	3.156	
2/13/2018	Tuesday	22.58	17.152		<1.000	0.604	4.727	
2/14/2018	Wednesday	23.38	18.571		<1.000	0.611	2.259	
2/20/2018	Tuesday	22.45	14.630		<1.000	0.609	1.584	
2/21/2018	Wednesday	21.69	13.996		<1.000	0.666	3.414	
2/27/2018	Tuesday	22.02	14.565		<1.000	0.595	3.053	
2/28/2018	Wednesday	22.21	15.081		<1.000	0.727	2.375	
3/6/2018	Tuesday	29.13	28.490	160.209	<1.000	0.891	1.468	<5.00
3/7/2018	Wednesday	34.92	47.093		<1.000	0.885	2.435	
3/13/2018	Tuesday	31.19	31.523		<1.000	0.727	1.371	
3/14/2018	Wednesday	32.29	32.532		<1.000	0.703	1.560	
3/20/2018	Tuesday	24.94	25.845		<1.000	0.714	2.938	
3/21/2018	Wednesday	25.67	28.775		<1.000	0.792	3.244	
3/27/2018	Tuesday	21.72	17.569		<1.000	0.707	1.398	
3/28/2018	Wednesday	22.09	19.480		<1.000	0.715	1.265	
4/3/2018	Tuesday	28.92	22.028	141.987	<1.000	0.725	3.568	<5.00
4/4/2018	Wednesday	26.11	25.646		<1.000	0.721	2.110	
4/10/2018	Tuesday	20.86	18.220		<1.000	0.712	1.735	
4/11/2018	Wednesday	19.61	20.362		<1.000	0.728	1.858	
4/17/2018	Tuesday	25.01	17.411		<1.000	0.663	1.959	
4/18/2018	Wednesday	23.35	14.201		<1.000	0.649	1.969	
4/24/2018	Tuesday	22.30	17.853		<1.000	0.699	2.778	
4/25/2018	Wednesday	35.27	41.259		<1.000	0.635	1.731	
5/1/2018	Tuesday	24.70	45.780		<1.000	0.704	2.122	
5/2/2018	Wednesday	23.89	51.698		<1.000	0.681	3.670	

Bucklin Point Effluent Metals Al - Sn 2018
all analyses in ppb

Date	Day of the Week	Effluent Flow	Al (ppb)	Fe (ppb)	Se (ppb)	As (ppb)	Mo (ppb)	Sn (ppb)
5/8/2018	Tuesday	20.86	32.490	260.829	<1.000	0.727	2.971	<5.00
5/9/2018	Wednesday	20.60	27.519		<1.000	0.724	3.761	
5/15/2018	Tuesday	25.66	27.545		<1.000	0.753	3.623	
5/16/2018	Wednesday	20.43	25.358		<1.000	0.764	2.546	
5/22/2018	Tuesday	19.94	24.935		<1.000	0.779	3.066	
5/23/2018	Wednesday	18.36	18.151		<1.000	0.775	2.399	
5/29/2018	Tuesday	16.83	14.152		<1.000	0.778	2.040	
5/30/2018	Wednesday	16.62	18.511		<1.000	0.785	3.998	
6/5/2018	Tuesday	20.63	21.259	109.952	<1.000	0.731	3.321	<5.00
6/6/2018	Wednesday	16.69	16.155		<1.000	0.693	2.740	
6/12/2018	Tuesday	15.80	19.99		<1	0.7182	2.299	
6/13/2018	Wednesday	16.32	17.30		<1	0.7285	2.767	
6/19/2018	Tuesday	15.01	16.59		<1	0.7714	2.603	
6/20/2018	Wednesday	14.39	17.02		<1	0.7408	2.034	
6/26/2018	Tuesday	14.27	13.30		<1	0.6330	3.218	
6/27/2018	Wednesday	14.74	16.61		<1	0.7259	2.324	
7/3/2018	Tuesday	14.61	15.63		<1	0.7494	3.540	
7/4/2018	Wednesday	12.90	16.70		<1	0.7703	3.452	
7/10/2018	Tuesday	13.97	17.36	62.30	<1	0.8080	3.486	<5
7/11/2018	Wednesday	13.97	18.93		<1	0.8075	3.589	
7/17/2018	Tuesday	21.73	30.93		<1	0.7894	3.078	
7/18/2018	Wednesday	14.41	20.33		<1	0.8600	2.399	
7/24/2018	Tuesday	14.19	31.34		<1	0.7762	2.087	
7/25/2018	Wednesday	14.62	21.35		<1	0.8020	1.933	
7/31/2018	Tuesday	13.34	16.56		<1	0.7454	3.169	
8/1/2018	Wednesday	14.24	16.46		<1	0.7866	3.049	
8/7/2018	Tuesday	13.56	18.79	37.92	<1	0.7118	1.598	<5
8/8/2018	Wednesday	13.45	24.10		<1	0.7689	2.192	
8/14/2018	Tuesday	16.38	10.77		<1	0.7252	1.356	
8/15/2018	Wednesday	14.73	10.76		<1	0.7596	3.379	
8/21/2018	Tuesday	14.43	11.37		<1	0.6966	2.360	
8/22/2018	Wednesday	22.11	12.30		<1	0.7214	3.901	
8/28/2018	Tuesday	13.62	10.15		<1	0.5958	3.486	
8/29/2018	Wednesday	13.36	11.87		<1	0.6654	6.198	
9/4/2018	Tuesday	13.09	11.82		<1	0.5132	1.999	
9/5/2018	Wednesday	13.22	11.42		<1	0.6168	2.846	
9/11/2018	Tuesday	24.14	10.93	60.13	<1	<0.500	2.007	<5
9/12/2018	Wednesday	25.32	18.18		<1	0.5460	2.956	

Bucklin Point Effluent Metals Al - Sn 2018
all analyses in ppb

Date	Day of the Week	Effluent Flow	Al (ppb)	Fe (ppb)	Se (ppb)	As (ppb)	Mo (ppb)	Sn (ppb)
9/18/2018	Tuesday	24.33	16.50		<1	0.6140	1.693	
9/19/2018	Wednesday	17.33	11.21		<1	0.7336	2.325	
9/25/2018	Tuesday	28.84	19.10		<1	0.6132	1.935	
9/26/2018	Wednesday	29.45	29.12		<1	0.7536	1.343	
10/2/2018	Tuesday	29.04	17.55		<1	0.6763	1.503	
10/3/2018	Wednesday	28.90	23.12		<1	0.6702	1.145	
10/9/2018	Tuesday	20.60	14.66		<1	0.6509	1.013	
10/10/2018	Wednesday	19.55	11.03		<1	0.6608	1.661	
10/16/2018	Tuesday	26.96	16.09	158.3	<1	0.7240	1.927	<5
10/17/2018	Wednesday	21.35	15.50		<1	0.6249	2.463	
10/23/2018	Tuesday	21.14	15.87		<1	0.5628	2.087	
10/24/2018	Wednesday	19.60	17.61		<1	0.6582	5.154	
10/30/2018	Tuesday	21.66	17.05		<1	0.6027	2.445	
10/31/2018	Wednesday	20.42	14.68		<1	0.6013	1.606	
11/6/2018	Tuesday	34.59	25.69	154.6	<1	0.5670	1.541	<5
11/7/2018	Wednesday	27.48	30.33		<1	0.5935	1.155	
11/13/2018	Tuesday	41.64	31.77		<1	<0.500	0.9819	
11/14/2018	Wednesday	35.75	44.59		<1	0.6631	2.538	
11/20/2018	Tuesday	36.01	28.41		<1	0.6740	1.982	
11/21/2018	Wednesday	30.96	19.48		<1	0.6170	2.015	
11/27/2018	Tuesday	38.58	27.75		<1	0.5987	1.219	
11/28/2018	Wednesday	34.43	26.90		<1	0.6160	1.562	
12/4/2018	Tuesday	28.56	22.50	96.29	<1	0.5763	1.669	<5
12/5/2018	Wednesday	27.83	22.65		<1	0.5865	1.473	
12/11/2018	Tuesday	24.41	17.33		<1	0.5695	2.441	
12/12/2018	Wednesday	23.59	19.51		<1	0.5704	1.535	
12/18/2018	Tuesday	22.36	22.47		<1	0.5855	1.243	
12/19/2018	Wednesday	22.07	22.89		<1	0.5682	1.955	
12/25/2018	Tuesday	23.63	16.62		<1	<0.500	0.5110	
12/26/2018	Wednesday	23.79	17.74		<1	0.5330	0.5486	

Bucklin Point Effluent Metals Cd - CN 2018
all analyses in ppb

Date	Day of the Week	Effluent Flow	Cd (ppb)	TTL Cr (ppb)	Hex Cr (ppb)	Cu (ppb)	Pb (ppb)	Hg (ppb)	Ni (ppb)	Ag (ppb)	Zn (ppb)	CN (ppb)
1/2/2018	Tuesday	14.24	0.035	0.318		4.033	0.475		2.519	0.035	37.766	
1/3/2018	Wednesday	13.77	0.043	0.582		7.191	0.565		3.533	0.046	47.228	6.040
1/4/2018	Thursday	14.08										5.890
1/9/2018	Tuesday	14.40	0.031	0.638	<10.000	3.798	0.488	0.002360	4.661	0.094	39.849	9.250
1/10/2018	Wednesday	15.09	0.030	0.899		3.706	0.476		4.880	0.067	41.843	7.030
1/16/2018	Tuesday	20.93	0.026	0.475		3.170	0.464		6.398	0.078	42.436	5.440
1/17/2018	Wednesday	21.74	0.026	0.503		3.227	0.431		6.202	0.059	42.735	8.630
1/23/2018	Tuesday	30.28	0.042	0.698		4.686	0.560		5.751	0.082	38.816	5.480
1/24/2018	Wednesday	22.31	0.034	0.771		4.848	0.523		5.696	0.073	42.495	8.460
1/30/2018	Tuesday	19.60	0.039	0.531		3.483	0.446		7.792	0.034	41.256	6.640
1/31/2018	Wednesday	18.19	0.043	0.812		4.017	0.444		7.168	0.039	41.455	6.740
2/6/2018	Tuesday	18.92	0.024	0.656	<10.000	2.886	0.478	0.001690	4.365	0.041	32.776	6.300
2/7/2018	Wednesday	28.83	0.054	0.766		4.141	0.526		5.725	0.062	36.957	7.200
2/13/2018	Tuesday	22.58	0.033	0.558		2.587	0.434		4.348	0.038	35.125	6.660
2/14/2018	Wednesday	23.38	0.033	0.569		2.602	0.512		5.818	0.038	35.876	6.710
2/20/2018	Tuesday	22.45	0.044	0.679		2.922	0.441		4.959	0.050	36.020	7.390
2/21/2018	Wednesday	21.69	0.038	0.576		2.520	0.390		5.402	0.039	35.140	10.54
2/27/2018	Tuesday	22.02	0.037	0.365		2.404	0.390		4.323	0.044	35.989	7.240
2/28/2018	Wednesday	22.21	0.047	0.384		2.406	0.384		4.249	0.040	34.872	6.460
3/6/2018	Tuesday	29.13	0.037	0.477	<10.000	3.381	0.524	0.004490	4.446	0.067	33.670	6.630
3/7/2018	Wednesday	34.92	0.046	0.707		4.574	0.707		4.237	0.135	36.373	6.350
3/13/2018	Tuesday	31.19	0.041	0.458		3.959	0.550		4.228	0.081	33.154	6.89
3/14/2018	Wednesday	32.29	0.043	0.495		4.299	0.523		3.966	0.082	30.540	5.06
3/20/2018	Tuesday	24.94	0.050	0.520		3.760	0.512		4.777	0.094	34.736	6.240
3/21/2018	Wednesday	25.67	0.045	0.511		3.980	0.521		5.192	0.059	36.181	6.720
3/27/2018	Tuesday	21.72	0.044	0.399		2.999	0.409		4.419	0.038	35.022	6.140
3/28/2018	Wednesday	22.09	0.039	0.454		3.086	0.437		4.931	0.045	34.041	9.620
4/3/2018	Tuesday	28.92	0.041	0.413	<10.000	4.575	0.467	0.003510	3.846	0.066	32.286	6.390
4/4/2018	Wednesday	26.11	0.034	0.766		4.287	0.497		3.942	0.064	34.622	8.380
4/10/2018	Tuesday	20.86	0.037	0.419		4.181	0.443		7.723	0.104	34.162	7.150
4/11/2018	Wednesday	19.61	0.040	0.712		4.277	0.439		7.607	0.070	38.169	6.970
4/17/2018	Tuesday	25.01	0.036	0.419		4.190	0.514		3.899	0.052	35.982	<4.00
4/18/2018	Wednesday	23.35	0.044	0.307		3.322	0.412		4.326	0.048	37.931	4.550
4/24/2018	Tuesday	22.30	0.029	0.524		3.403	0.438		4.565	0.056	33.133	5.140
4/25/2018	Wednesday	35.27	0.030	0.793		5.093	0.710		3.778	0.119	30.028	4.540
5/1/2018	Tuesday	24.70	0.038	0.683		5.574	0.813		3.883	0.142	34.135	4.860
5/2/2018	Wednesday	23.89	0.039	0.719		6.423	0.903		4.357	0.149	36.589	5.780
5/8/2018	Tuesday	20.86	0.024	0.582	<10.000	4.328	0.588	0.004150	4.853	0.093	29.328	4.680
5/9/2018	Wednesday	20.60	0.026	0.650		3.746	0.519		5.863	0.068	30.323	4.290
5/15/2018	Tuesday	25.66	0.031	0.581		4.445	0.564		5.032	0.109	33.877	5.510
5/16/2018	Wednesday	20.43	0.025	0.975		4.464	0.712		5.649	0.077	34.286	4.540
5/22/2018	Tuesday	19.94	0.032	0.660		4.026	0.488		4.415	0.063	33.832	5.440

Bucklin Point Effluent Metals Cd - CN 2018
all analyses in ppb

Date	Day of the Week	Effluent Flow	Cd (ppb)	TTL Cr (ppb)	Hex Cr (ppb)	Cu (ppb)	Pb (ppb)	Hg (ppb)	Ni (ppb)	Ag (ppb)	Zn (ppb)	CN (ppb)
5/23/2018	Wednesday	18.36	0.032	0.607		4.109	0.492		4.559	0.058	35.773	5.290
5/29/2018	Tuesday	16.83	0.031	0.406		3.438	0.396		2.784	0.039	34.983	5.510
5/30/2018	Wednesday	16.62	0.039	0.558		4.021	0.449		4.913	0.054	41.820	4.020
6/5/2018	Tuesday	20.63	0.024	0.738	<10.000	3.876	0.463	0.002980	8.141	0.057	32.504	5.420
6/6/2018	Wednesday	16.69	0.021	0.691		3.036	0.366		7.745	0.045	33.574	7.010
6/12/2018	Tuesday	15.80	0.03164	0.8405		4.863	0.4982		4.762	0.04949	40.63	<4
6/13/2018	Wednesday	16.32	0.03063	0.6271		4.860	0.4768		5.995	0.04383	37.92	5.07
6/19/2018	Tuesday	15.01	0.02806	0.5622		4.284	0.4850		5.027	0.05038	46.32	5.07
6/20/2018	Wednesday	14.39	0.03518	0.6475		4.344	0.4789		7.431	0.04594	41.45	6.01
6/26/2018	Tuesday	14.27	0.02101	0.6937		3.334	0.4879		6.577	0.04346	41.50	6.33
6/27/2018	Wednesday	14.74	0.02918	1.032		3.876	0.5322		7.286	0.04705	47.47	6.46
7/3/2018	Tuesday	14.61	0.04138	0.5124		3.645	0.7520		5.363	0.04522	50.95	6.61
7/4/2018	Wednesday	12.90	0.03871	0.5326		4.157	0.7695		5.354	0.03964	50.09	5.69
7/10/2018	Tuesday	13.97	0.03990	0.5650	<10	4.485	0.9878	0.00214	8.404	0.03760	47.66	4.07
7/11/2018	Wednesday	13.97	0.04541	0.6516		4.919	0.9633		10.38	0.04202	51.07	8
7/17/2018	Tuesday	21.73	0.03906	0.8122		6.152	0.9772		7.052	0.07365	44.54	6.12
7/18/2018	Wednesday	14.41	0.03359	0.7546		5.040	0.7149		6.572	0.05193	39.20	7.08
7/24/2018	Tuesday	14.19	0.04782	0.8447	<10	5.373	0.7086		4.766	0.04485	48.74	6.54
7/25/2018	Wednesday	14.62	0.04478	0.6003		5.821	0.7329		4.784	0.04522	49.53	6.89
7/31/2018	Tuesday	13.34	0.06040	0.5466		5.493	0.6158		4.128	0.02800	49.22	4.96
8/1/2018	Wednesday	14.24	0.05574	0.7013		5.526	0.6208		4.981	0.02433	48.50	5.29
8/7/2018	Tuesday	13.56	0.05362	0.4768	<10	4.767	0.5140	0.00259	5.167	<0.020	46.64	6.93
8/8/2018	Wednesday	13.45	0.05197	1.118		5.381	0.7969		5.945	0.04556	45.16	7.42
8/14/2018	Tuesday	16.38	0.03640	0.5116		4.594	0.4675		4.029	0.02255	41.12	6.06
8/15/2018	Wednesday	14.73	0.04112	0.6221		6.472	0.4739		7.551	0.02363	39.28	11.1
8/21/2018	Tuesday	14.43	0.05545	0.7353		6.482	0.4824		7.131	0.03192	42.76	6.49
8/22/2018	Wednesday	22.11	0.03513	0.9023		5.246	0.4330		6.309	0.04243	38.98	6.41
8/28/2018	Tuesday	13.62	0.05183	2.618		6.102	0.4143		12.42	0.03403	42.45	7.50
8/29/2018	Wednesday	13.36	0.03467	3.211		6.208	0.3944		37.16	0.03724	36.68	7.73
9/4/2018	Tuesday	13.09	0.04826	0.5586		5.674	0.4994		8.909	0.03603	40.15	6.56
9/5/2018	Wednesday	13.22	0.04443	0.6433		6.127	0.5000		9.424	0.03888	39.21	7.22
9/11/2018	Tuesday	24.14	<0.020	1.563	<10	4.645	<0.300	0.00219	3.968	0.04765	27.55	5.90
9/12/2018	Wednesday	25.32	0.02137	1.165		5.866	0.3903		5.124	0.08048	29.43	7.41
9/18/2018	Tuesday	24.33	0.02930	0.6766		6.614	0.4580		4.946	0.06871	33.14	6.31
9/19/2018	Wednesday	17.33	0.02282	0.6079		5.775	0.3269		4.946	0.04089	34.52	6.85
9/25/2018	Tuesday	28.84	0.02340	0.8227		6.145	0.3890		3.525	0.08968	29.13	6.61
9/26/2018	Wednesday	29.45	<0.020	0.8210		6.584	0.5154		2.707	0.1108	27.24	7.78
10/2/2018	Tuesday	29.04	0.02680	0.5706		5.974	0.3681		3.501	0.06662	32.22	5.79
10/3/2018	Wednesday	28.90	0.02362	0.5716		5.718	0.5254		3.063	0.08391	30.69	7.79
10/9/2018	Tuesday	20.60	0.04137	0.4070		3.875	0.5522		4.025	0.04137	39.02	6.28
10/10/2018	Wednesday	19.55	0.04046	0.4847		3.930	0.4294		4.600	0.04113	34.46	4.96
10/16/2018	Tuesday	26.96	0.03437	0.5841	<10	3.864	0.4151	0.00268	4.322	0.05505	29.81	5.67
10/17/2018	Wednesday	21.35	0.03595	0.7865		3.933	0.4186		4.345	0.04269	32.12	10.2
10/23/2018	Tuesday	21.14	0.03553	0.8117		4.724	0.4346		5.454	0.05452	39.73	7.36

Bucklin Point Monthly Average, Minimum, and Maximum Effluent Metal Values 2018
all results in ppb

Date		Flow (MGD)	Cd	TTL Cr	Hex Cr	Cu	Pb	Hg (ppt)	Ni	Ag	Zn	CN
January	Average	19.35	0.03	0.62	10.00	4.22	0.49	2.36	5.46	0.06	41.59	6.96
	Minimum	13.59	0.03	0.32	10.00	3.17	0.43	2.36	2.52	0.03	37.77	5.44
	Maximum	35.51	0.04	0.90	10.00	7.19	0.57	2.36	7.79	0.09	47.23	9.25
February	Average	23.81	0.04	0.57	10.00	2.81	0.44	1.69	4.90	0.04	35.34	7.31
	Minimum	18.18	0.02	0.37	10.00	2.40	0.38	1.69	4.25	0.04	32.78	6.30
	Maximum	38.76	0.05	0.77	10.00	4.14	0.53	1.69	5.82	0.06	36.96	10.54
March	Average	27.81	0.04	0.50	10.00	3.75	0.52	4.49	4.52	0.08	34.21	6.71
	Minimum	20.62	0.04	0.40	10.00	3.00	0.41	4.49	3.97	0.04	30.54	5.06
	Maximum	39.31	0.05	0.71	10.00	4.57	0.71	4.49	5.19	0.14	36.37	9.62
April	Average	24.29	0.04	0.54	10.00	4.17	0.49	3.51	4.96	0.07	34.54	5.89
	Minimum	19.01	0.03	0.31	10.00	3.32	0.41	3.51	3.78	0.05	30.03	4.00
	Maximum	36.91	0.04	0.79	10.00	5.09	0.71	3.51	7.72	0.12	38.17	8.38
May	Average	20.75	0.03	0.64	10.00	4.46	0.59	4.15	4.63	0.09	34.49	4.99
	Minimum	16.62	0.02	0.41	10.00	3.44	0.40	4.15	2.78	0.04	29.33	4.02
	Maximum	26.61	0.04	0.98	10.00	6.42	0.90	4.15	5.86	0.15	41.82	5.78
June	Average	16.34	0.03	0.73	10.00	4.06	0.47	2.98	6.62	0.05	40.17	5.67
	Minimum	14.11	0.02	0.56	10.00	3.04	0.37	2.98	4.76	0.04	32.50	4.00
	Maximum	26.66	0.04	1.03	10.00	4.86	0.53	2.98	8.14	0.06	47.47	7.01
July	Average	14.80	0.04	0.65	10.00	5.01	0.80	2.14	6.31	0.05	47.89	6.22
	Minimum	12.90	0.03	0.51	10.00	3.65	0.62	2.14	4.13	0.03	39.20	4.07
	Maximum	21.98	0.06	0.84	10.00	6.15	0.99	2.14	10.38	0.07	51.07	8.00
August	Average	15.76	0.05	1.21	10.00	5.64	0.51	2.59	10.08	0.03	42.40	7.21
	Minimum	12.98	0.03	0.48	10.00	4.59	0.39	2.59	4.03	0.02	36.68	5.29
	Maximum	25.97	0.06	3.21	10.00	6.48	0.80	2.59	37.16	0.05	48.50	11.10
September	Average	18.82	0.03	0.86	10.00	5.93	0.42	2.19	5.44	0.06	32.55	6.83
	Minimum	12.48	0.02	0.56	10.00	4.65	0.30	2.19	2.71	0.04	27.24	5.90
	Maximum	30.05	0.05	1.56	10.00	6.61	0.52	2.19	9.42	0.11	40.15	7.78
October	Average	22.96	0.03	0.72	10.00	4.50	0.44	2.68	4.15	0.05	34.07	6.58
	Minimum	18.51	0.02	0.41	10.00	3.85	0.37	2.68	3.02	0.04	29.81	4.00
	Maximum	32.60	0.04	1.75	10.00	5.97	0.55	2.68	5.94	0.08	39.73	10.20
November	Average	32.04	0.03	0.91	10.00	5.68	0.60	2.39	3.17	0.07	30.20	8.18
	Minimum	20.24	0.02	0.57	10.00	5.07	0.43	2.39	2.33	0.04	26.18	4.53
	Maximum	41.64	0.05	1.53	10.00	6.74	0.85	2.39	4.77	0.11	33.38	12.80
December	Average	26.59	0.06	0.52	10.00	7.67	0.61	3.34	3.93	0.04	35.97	7.59
	Minimum	22.07	0.04	0.33	10.00	4.84	0.48	2.39	2.71	0.03	29.99	5.29
	Maximum	38.78	0.07	0.64	10.00	10.34	0.69	4.28	5.87	0.07	41.09	11.90

Bucklin Point Effluent Loading Summary 2018

Bucklin Point monthly mean effluent loading summary (lbs/month)

Monthly total loads calculated as: Monthly Total Effluent Flow (MG) * Average Daily Concentration (ppb) * Conversion Factor (0.00834).

Month	Total Monthly Eff Flow (MG)	Cd (lbs/month)	TTL Cr (lbs/month)	Hex Cr (lbs/month)	Cu (lbs/month)	Pb (lbs/month)	Hg (lbs/month)	Ni (lbs/month)	Ag (lbs/month)	Zn (lbs/month)	Total Cyanide	Total Metals*
January	599.95	0.17	3.12	50.04	21.09	2.44	0.0118	27.32	0.30	208.09	34.82	262.55
February	666.75	0.22	3.16	55.61	15.62	2.47	0.0094	27.24	0.24	196.54	40.66	245.50
March	861.96	0.31	3.61	71.89	26.99	3.76	0.0323	32.53	0.54	245.96	48.21	313.73
April	728.78	0.22	3.31	60.78	25.32	2.98	0.0213	30.15	0.44	209.93	35.80	272.37
May	643.36	0.17	3.45	53.66	23.92	3.18	0.0223	24.85	0.46	185.08	26.79	241.12
June	490.28	0.11	2.98	40.89	16.60	1.94	0.0122	27.07	0.20	164.26	23.19	213.16
July	458.78	0.17	2.47	38.26	19.17	3.07	0.0082	24.15	0.17	183.23	23.79	232.44
August	488.64	0.19	4.93	40.75	22.99	2.08	0.0106	41.07	0.13	172.78	29.40	244.18
September	564.72	0.14	4.04	47.10	27.92	1.99	0.0103	25.64	0.30	153.29	32.17	213.32
October	711.80	0.19	4.28	59.36	26.71	2.59	0.0159	24.62	0.32	202.27	39.07	260.99
November	961.31	0.27	7.26	80.17	45.52	4.83	0.0192	25.44	0.54	242.10	65.61	325.98
December	824.20	0.40	3.60	68.74	52.71	4.16	0.0229	27.01	0.31	247.28	52.17	335.48
Total (lbs/year)		2.55	46.21	667.24	324.56	35.48	0.1963	337.08	3.94	2410.81	451.68	

*Total Metals = Sum of Monthly Metals Loads (Cd, Cr, Cu, Pb, Hg, Ni, Ag, Zn)

Bucklin Point monthly mean effluent loading summary (lbs/day)

Average of daily loads – Each Daily load is calculated as: Daily Effluent Flow (MG) * Daily Concentration (ppb) * Conversion Factor (0.00834); the average of those loads is reported here.

Month	Mean Eff Flow (MGD)	Cd (lbs/day)	TTL Cr (lbs/day)	Hex Cr (lbs/day)	Cu (lbs/day)	Pb (lbs/day)	Hg (lbs/day)	Ni (lbs/day)	Ag (lbs/day)	Zn (lbs/day)	Total Cyanide	Total Metals*
January	19.35	0.01	0.10	1.20	0.66	0.08	0.0003	0.90	0.01	6.59	1.10	8.34
February	23.81	0.01	0.11	1.58	0.54	0.08	0.0003	0.94	0.01	6.73	1.39	8.42
March	27.81	0.01	0.12	2.43	0.89	0.12	0.0011	1.04	0.02	7.90	1.53	10.10
April	24.29	0.01	0.12	2.41	0.89	0.11	0.0008	1.00	0.02	7.17	1.22	9.31
May	20.75	0.01	0.11	1.74	0.79	0.11	0.0007	0.81	0.02	5.95	0.87	7.79
June	16.34	0.00	0.10	1.72	0.54	0.06	0.0005	0.89	0.01	5.29	0.75	6.89
July	14.80	0.01	0.08	1.17	0.63	0.10	0.0002	0.79	0.01	5.91	0.77	7.52
August	15.76	0.01	0.15	1.13	0.71	0.06	0.0003	1.21	0.00	5.31	0.90	7.45
September	18.82	0.00	0.16	2.01	1.09	0.08	0.0004	0.89	0.01	5.73	1.25	7.98
October	22.96	0.01	0.13	2.25	0.87	0.08	0.0006	0.78	0.01	6.45	1.26	8.34
November	32.04	0.01	0.26	2.88	1.65	0.18	0.0007	0.90	0.02	8.74	2.34	11.76
December	26.59	0.01	0.11	2.38	1.56	0.12	0.0007	0.79	0.01	7.33	1.67	9.93

*Total Metals = Sum of Monthly Average Metals Loads (Cd, Cr, Cu, Pb, Hg, Ni, Ag, Zn)

Bucklin Point Effluent Loading Summary 2018

Bucklin Point monthly mean effluent concentration (ppb)

Month	Mean Eff Flow (MGD)	Cd	Total Cr	Hex Cr**	Cu	Pb	Hg	Ni	Ag	Zn	Total Cyanide	Total Metals*
January	19.35	0.03	0.62	10.00	4.22	0.49	0.0024	5.46	0.06	41.59	6.96	52.47
February	23.81	0.04	0.57	10.00	2.81	0.44	0.0017	4.90	0.04	35.34	7.31	44.15
March	27.81	0.04	0.50	10.00	3.75	0.52	0.0045	4.52	0.08	34.21	6.71	43.64
April	24.29	0.04	0.54	10.00	4.17	0.49	0.0035	4.96	0.07	34.54	5.89	44.81
May	20.75	0.03	0.64	10.00	4.46	0.59	0.0042	4.63	0.09	34.49	4.99	44.94
June	16.34	0.03	0.73	10.00	4.06	0.47	0.0030	6.62	0.05	40.17	5.67	52.13
July	14.80	0.04	0.65	10.00	5.01	0.80	0.0021	6.31	0.05	47.89	6.22	60.75
August	15.76	0.05	1.21	10.00	5.64	0.51	0.0026	10.08	0.03	42.40	7.21	59.92
September	18.82	0.03	0.86	10.00	5.93	0.42	0.0022	5.44	0.06	32.55	6.83	45.29
October	22.96	0.03	0.72	10.00	4.50	0.44	0.0027	4.15	0.05	34.07	6.58	43.96
November	32.04	0.03	0.91	10.00	5.68	0.60	0.0024	3.17	0.07	30.20	8.18	40.66
December	26.59	0.06	0.52	10.00	7.67	0.61	0.0033	3.93	0.04	35.97	7.59	48.81

*Total Metals = Sum of Monthly Average Metals Concentrations (Cd, Cr, Cu, Pb, Hg, Ni, Ag, Zn)

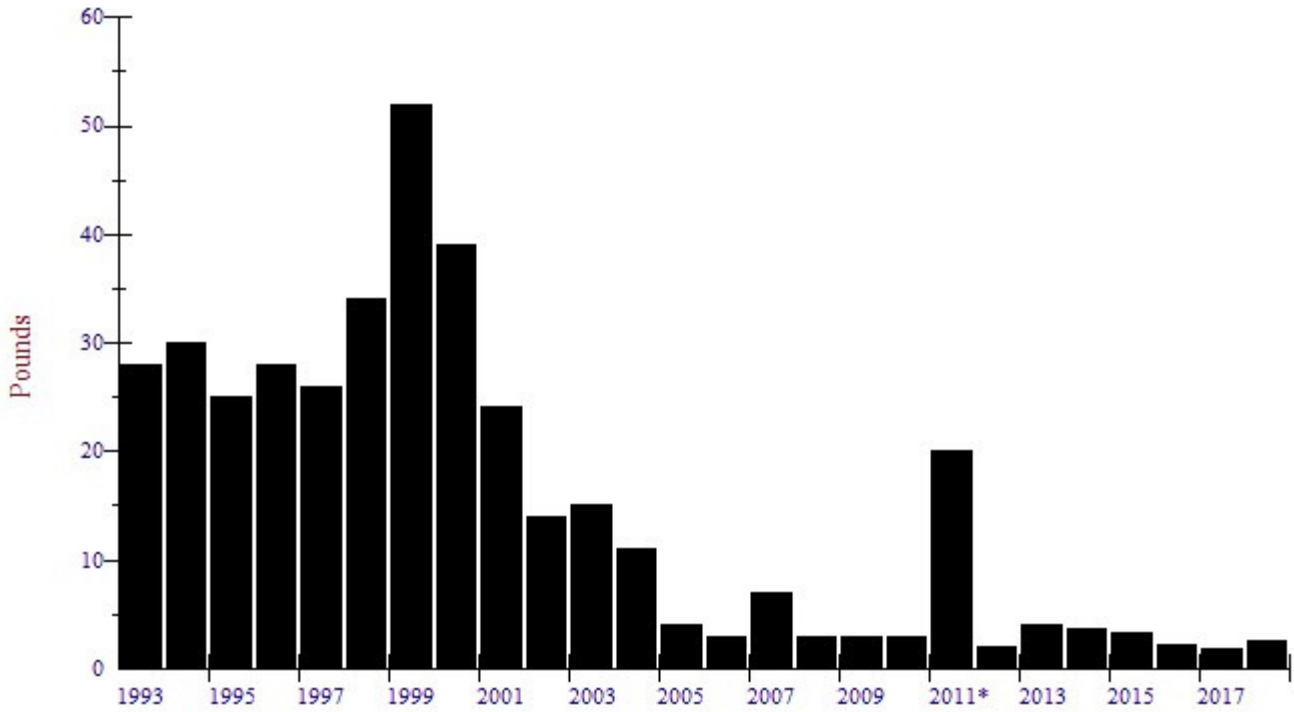
**Hexavalent Chromium is generally measured as non-detectable at the detection limit of 10 ppb

Bucklin Point Effluent Loading Data
Effluent loading (lbs/year)

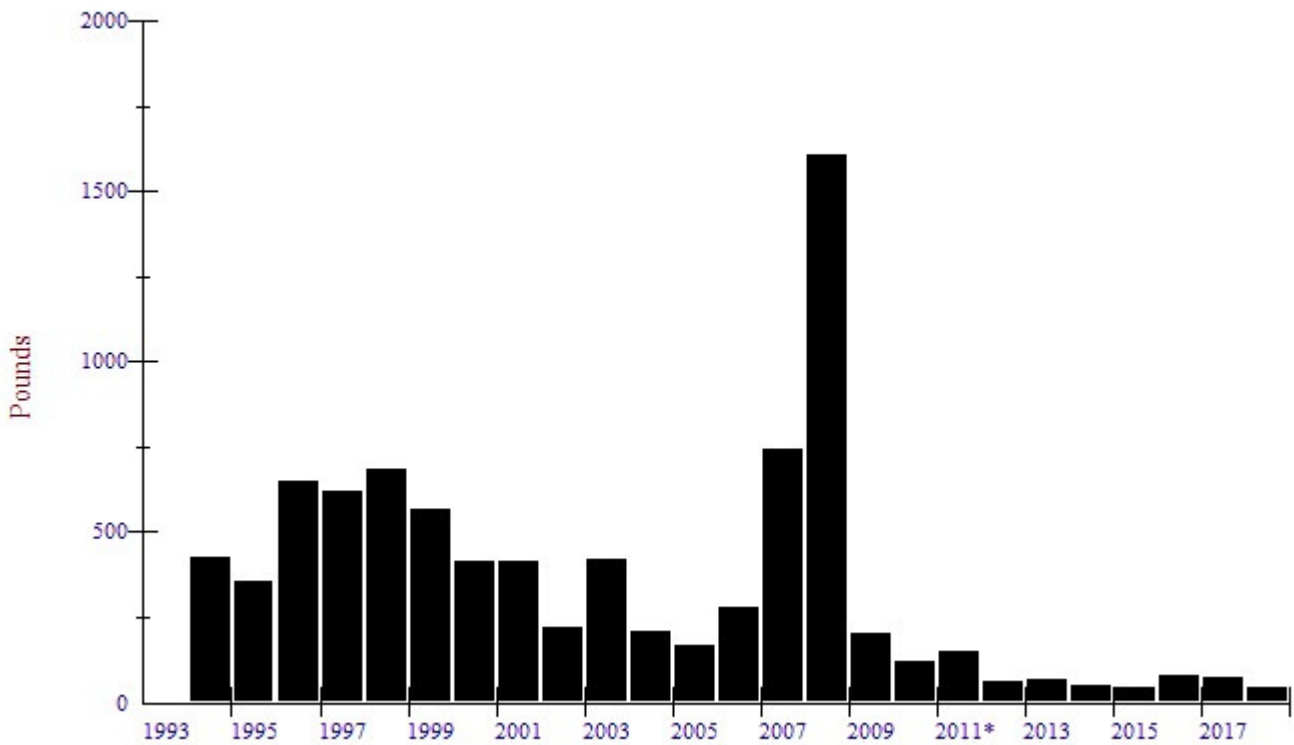
Year	Cadmium	Chromium	Copper	Lead	Mercury	Nickel	Silver	Zinc
1993	28		1927	645	9.13	3764	157	4664
1994	30	426	2156	464	25.92	2809	134	4142
1995	25	354	1169	283	21.17	2002	91	3007
1996	28	652	1469	308	6.94	1939	166	3388
1997	26	618	1488	296	6.57	2178	178	3546
1998	34	682	1790	275	8.40	2801	208	3800
1999	52	569	1424	303	5.84	2485	228	3616
2000	39	415	1556	385	7.67	3158	184	4549
2001	24	412	1549	270	6.94	2965	131	3621
2002	14	218	1217	155	2.13	2077	130	2690
2003	15	420	1117	143	1.20	2037	100	3084
2004	11	211	1116	192	1.80	2580	77	2864
2005	4	168	644	129	1.92	1823	28	3078
2006	3	277	615	71	0.71	1280	20	2768
2007	7	743	577	112	0.79	1185	13	2452
2008	3	1609	705	60	0.37	1125	10	2231
2009	3	204	626	64	0.25	736	5	2023
2010	3	118	663	51	2.08	517	4	2202
2011*	20	149	552	162	0.27	465	32	2266
2012	2	59	480	24	0.19	609	4	1893
2013	4	68	622	51	0.44	515	8	2333
2014	4	51	574	40	0.28	462	5	2468
2015	3	45	435	27	0.23	370	3	2025
2016	2	81	325	30	0.22	391	6	2077
2017	2	72	286	28	0.21	394	4	2064
2018	3	46	325	35	0.20	337	4	2411

* In 2011, several samples for Ca, Cr, Pb, and Ag had to be analyzed on equipment with higher detection limits, resulting in an increase in loadings that was not actually reflective of what was being discharged at Bucklin Point.

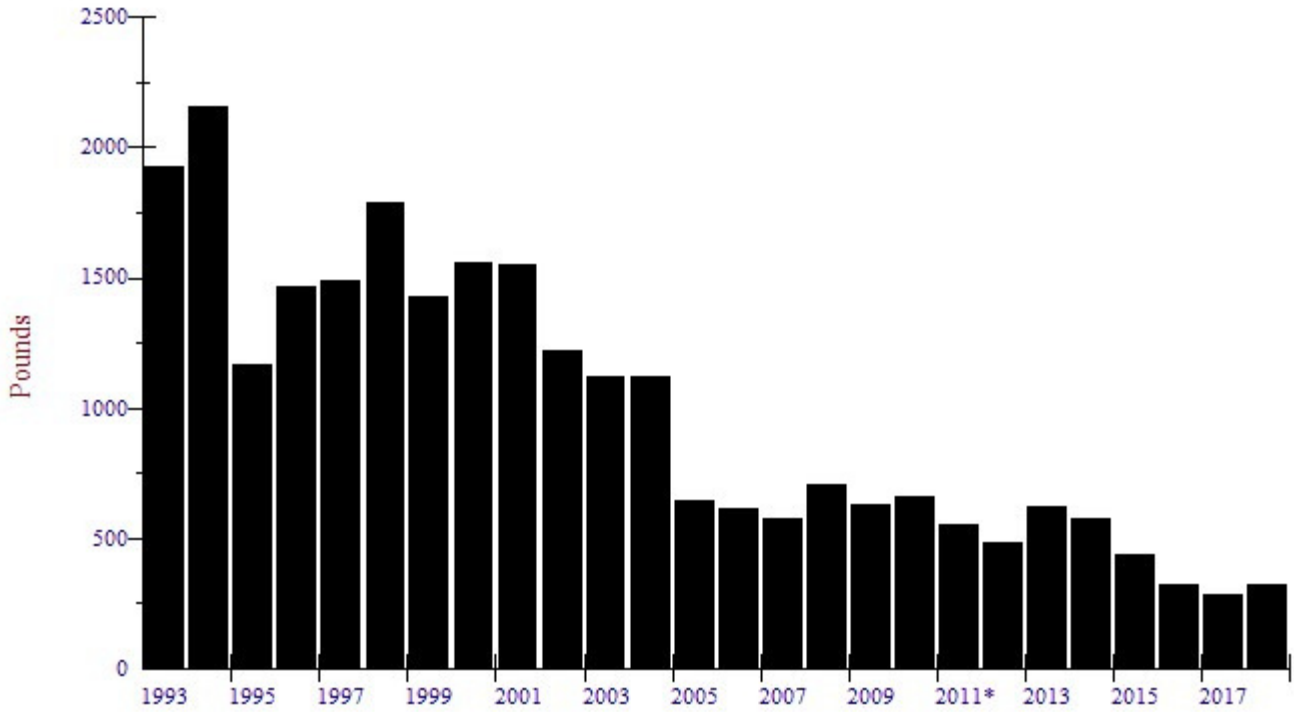
Bucklin Point Effluent Cadmium Loading



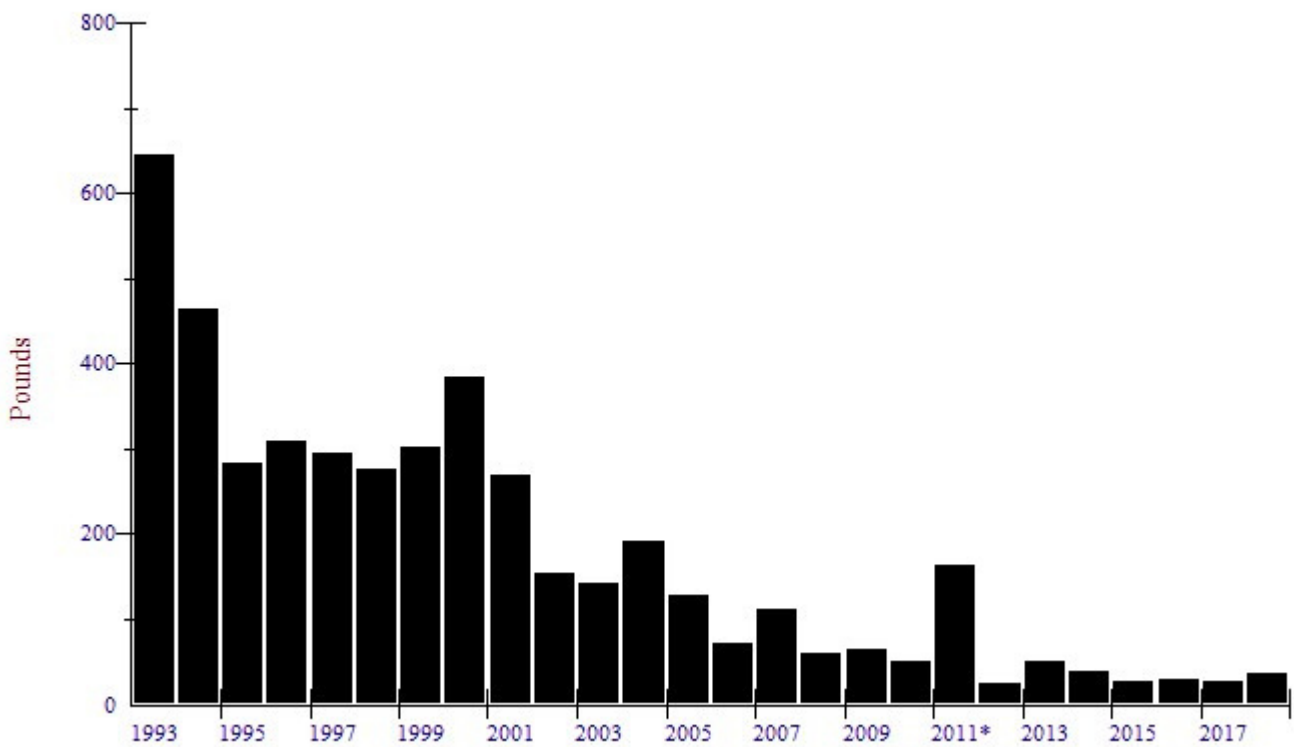
Bucklin Point Effluent Chromium Loading



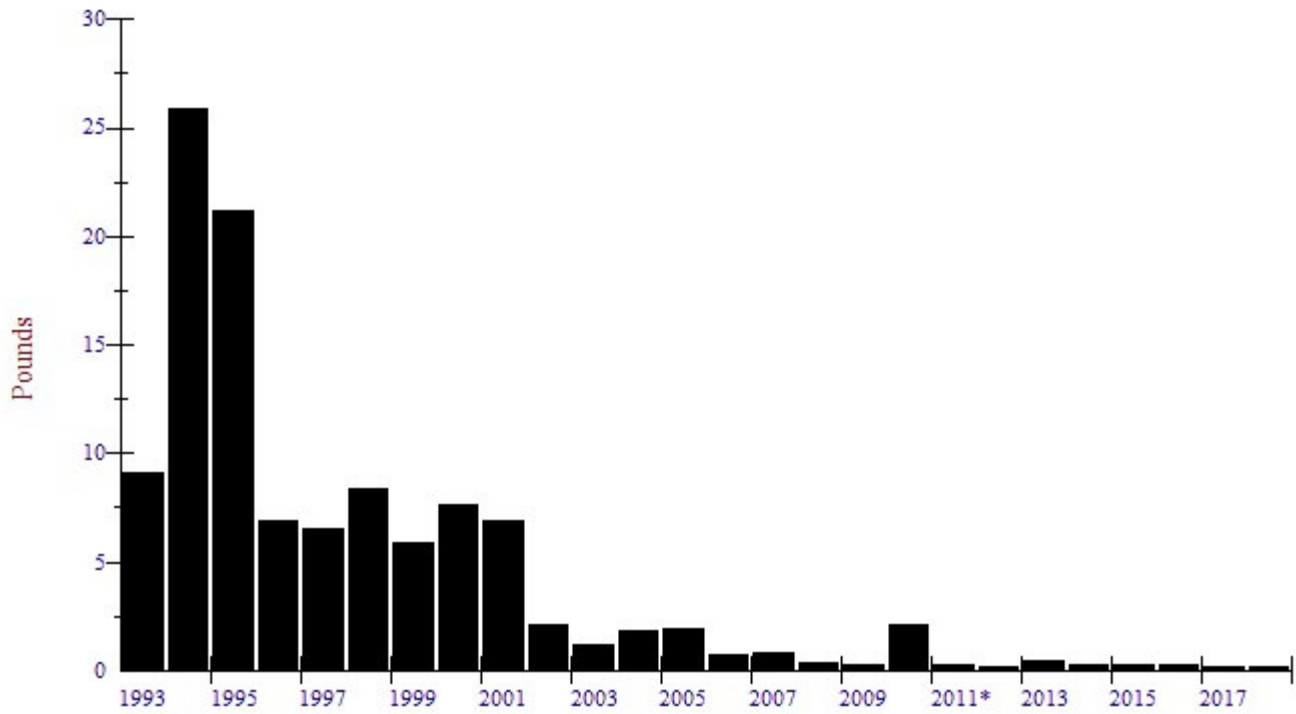
Bucklin Point Effluent Copper Loading



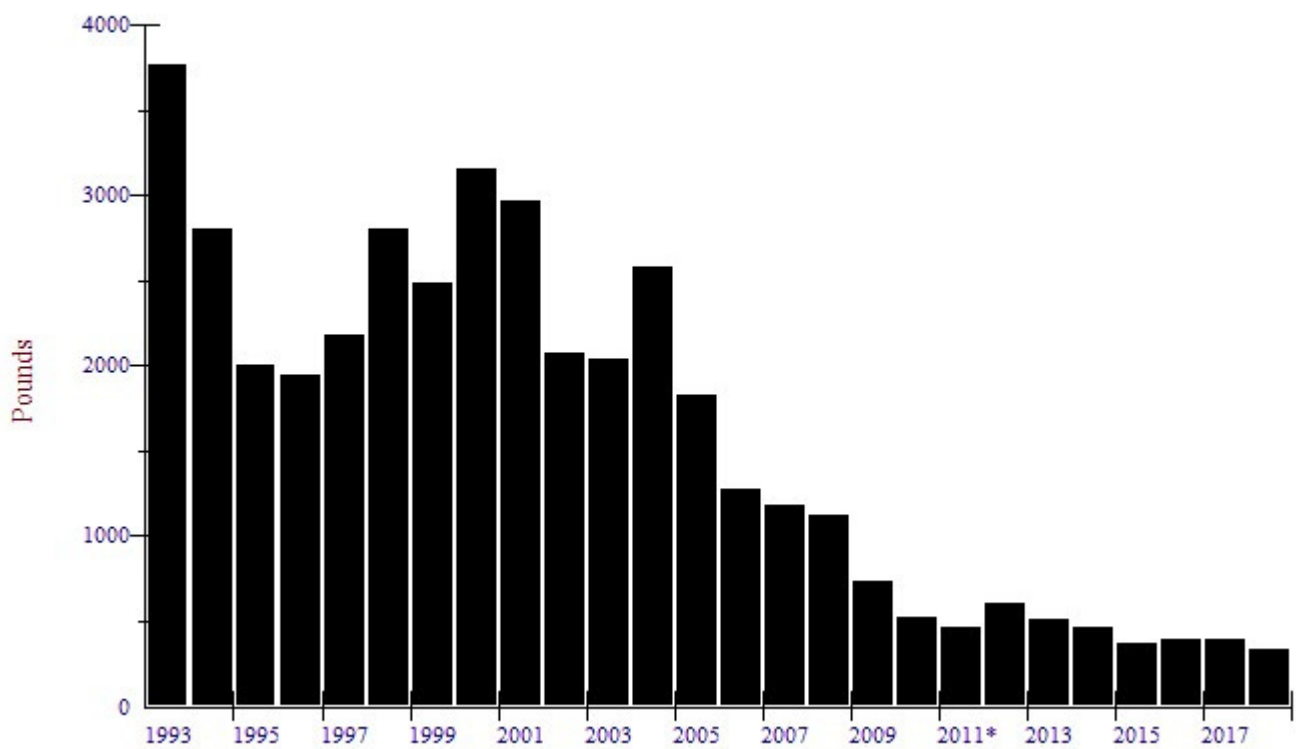
Bucklin Point Effluent Lead Loading



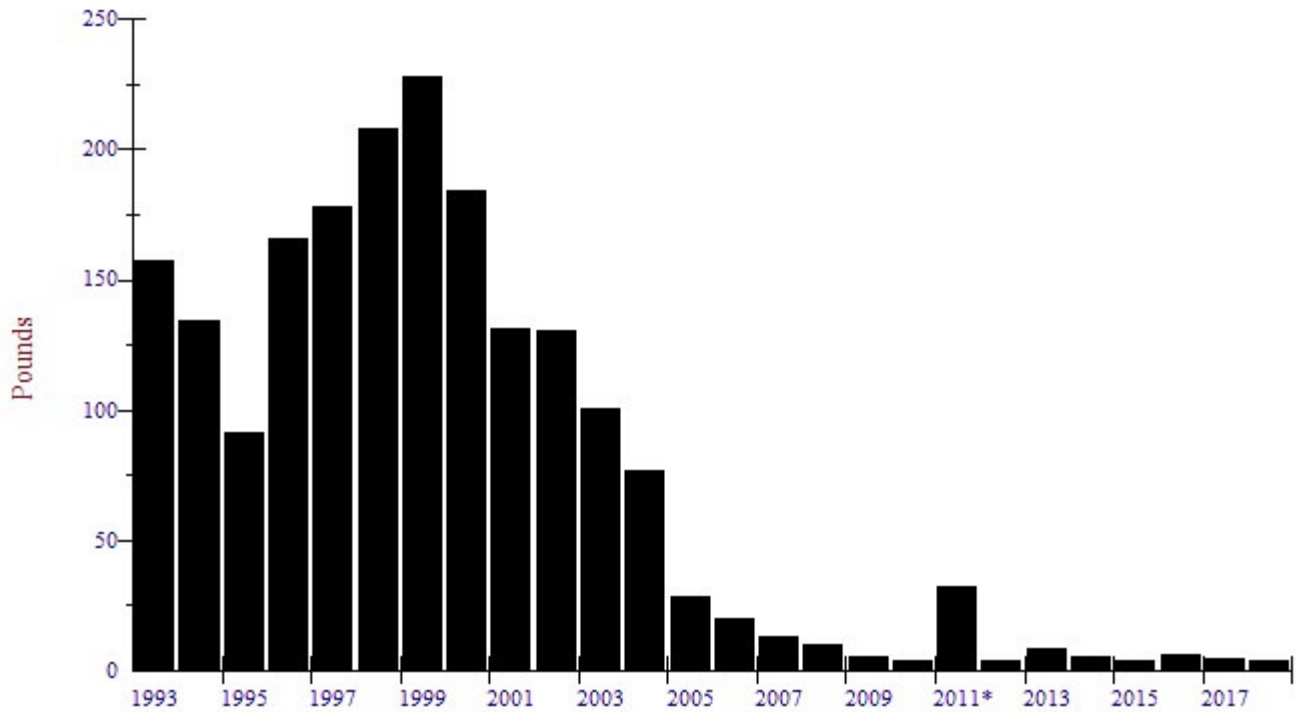
Bucklin Point Effluent Mercury Loading



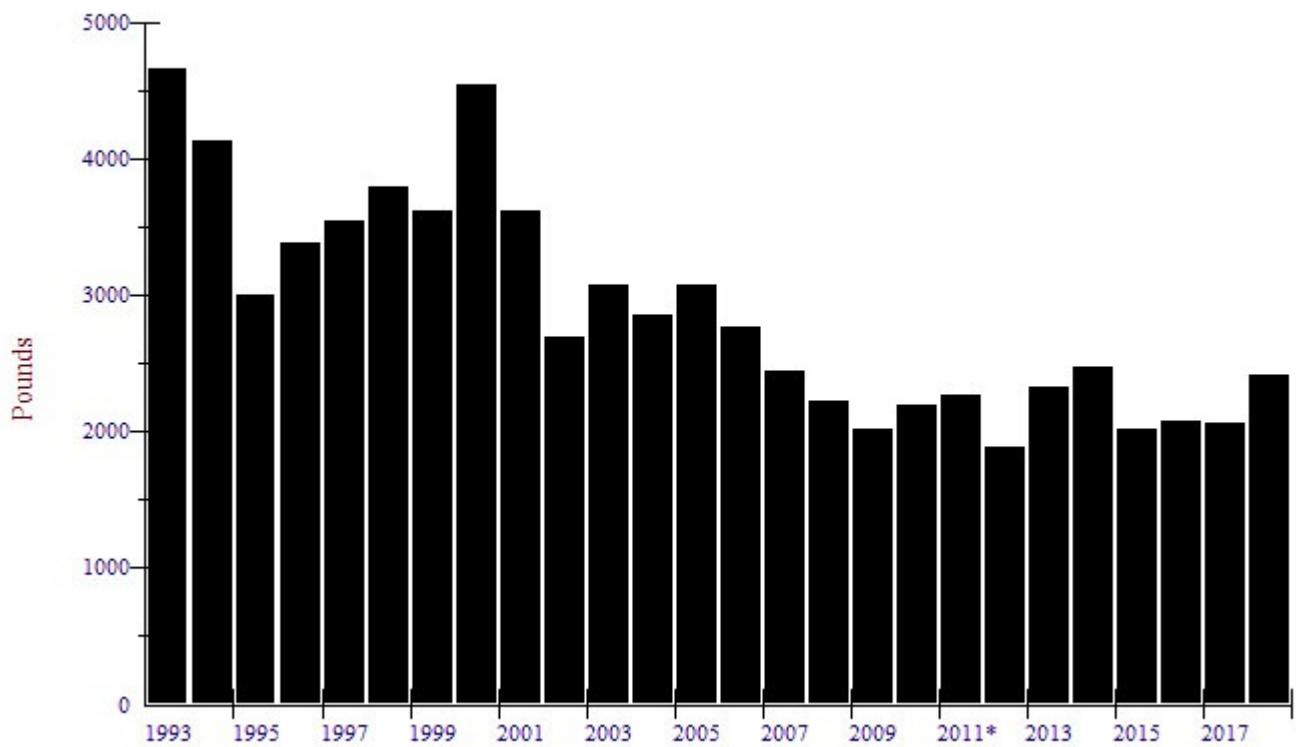
Bucklin Point Effluent Nickel Loading



Bucklin Point Effluent Silver Loading



Bucklin Point Effluent Zinc Loading



***EFFLUENT DISSOLVED
METALS DATA

BUCKLIN POINT***

Bucklin Point Dissolved Metals 2018
all analyses in ppb

MDL = method detection limit

Date	Cd	Cd MDL	Cr	Cr MDL	Cu	Cu MDL	Pb	Pb MDL	Ni	Ni MDL	Ag	Ag MDL	Zn	Zn MDL	Al	Al MDL	Fe	Fe MDL
01/09/2018	0.03	0.02	0.852	0.30	3.03	0.30	0.40	0.30	4.28	0.30	0.06	0.02	39.91	5.00	8.14	5.00	49.48	5.00
02/06/2018	0.02	0.02	0.873	0.30	2.01	0.30	0.35	0.30	4.47	0.30	<0.02	0.02	34.16	5.00	6.17	5.00	41.46	5.00
03/06/2018	<0.02	0.02	0.638	0.30	1.50	0.30	<0.30	0.30	4.15	0.30	<0.02	0.02	35.66	5.00	8.32	5.00	66.92	5.00
04/03/2018	0.03	0.02	0.543	0.30	2.74	0.30	<0.30	0.30	3.65	0.30	<0.02	0.02	30.49	5.00	5.35	5.00	55.04	5.00
05/08/2018	<0.02	0.02	0.543	0.30	1.63	0.30	<0.30	0.30	4.89	0.30	<0.02	0.02	31.00	5.00	8.32	5.00	63.08	5.00
06/05/2018	<0.02	0.02	0.759	0.30	2.21	0.30	<0.30	0.30	7.77	0.30	<0.02	0.02	33.43	5.00	9.22	5.00	51.37	5.00
07/10/2018	0.04	0.02	0.775	0.30	4.57	0.30	0.94	0.30	8.73	0.30	<0.02	0.02	50.96	5.00	12.12	5.00	29.93	5.00
08/07/2018	0.06	0.02	0.715	0.30	4.62	0.30	0.45	0.30	5.49	0.30	<0.02	0.02	46.68	5.00	8.39	5.00	22.94	5.00
09/11/2018	0.02	0.02	1.758	0.30	3.90	0.30	<0.30	0.30	4.14	0.30	0.02	0.02	28.76	5.00	6.47	5.00	40.41	5.00
10/16/2018	0.03	0.02	0.708	0.30	2.34	0.30	<0.30	0.30	4.15	0.30	<0.02	0.02	28.42	5.00	5.20	5.00	74.47	5.00
11/06/2018	<0.02	0.02	0.654	0.30	2.51	0.30	<0.30	0.30	2.77	0.30	<0.02	0.02	24.87	5.00	<5.00	5.00	43.44	5.00
12/04/2018	0.05	0.02	0.564	0.30	5.43	0.30	<0.30	0.30	2.84	0.30	<0.02	0.02	32.60	5.00	6.36	5.00	29.74	5.00

	Cd	Cr	Cu	Pb	Ni	Ag	Zn	Al	Fe
yearly average concentration	<0.03	0.78	3.04	<0.38	4.78	<0.02	34.75	<7.42	47.36
yearly median concentration	0.03	0.71	2.62	<0.30	4.22	<0.02	33.02	7.31	46.46
yearly minimum concentration	<0.02	0.54	1.50	<0.30	2.77	<0.02	24.87	<5.00	22.94
yearly maximum concentration	0.06	1.76	5.43	0.94	8.73	0.06	50.96	12.12	74.47

BIOASSAY DATA

BUCKLIN POINT

Bucklin Point WWTF Bioassay Results - 2018

Bucklin Point WWTF Bioassay Results - 2018						
<i>Americamysis bahia</i>						
Acute	1st Quarter, 2018			2nd Quarter, 2018		
Test	(%)	Permit Limit	Pass Y/N	(%)	Permit Limit	Pass Y/N
LC 50	>100	>100%	Y	>100	>100%	Y
A-NOEC	100	N/A**	N/A	100	N/A**	N/A
	3rd Quarter, 2018			4th Quarter, 2018		
Test	(%)	Permit Limit	Pass Y/N	(%)	Permit Limit	Pass Y/N
LC 50	>100	>100%	Y	>100	>100%	Y
A-NOEC	100	N/A**	N/A	100	N/A**	N/A

* NOTE - % indicates Percent Effluent

** No permit limit exists for A-NOEC

The effluent concentration that causes 50% mortality during the acute toxicity test duration.

LC 50

A-NOEC No observable effect concentration: Highest concentration of the effluent in which 90% or more of the test animals survive.

Acute Test Continuous exposure to effluent for 48 hours

NC Not Calculated

Bucklin Point WWTF Bioassay Results - 2018						
<i>Arbacia punctulata</i>						
Chronic	1st Quarter, 2018			2nd Quarter, 2018		
Test	(%)	Permit Limit	Pass Y/N	(%)	Permit Limit	Pass Y/N
C-NOEC	100	50	Y	100	50	Y
	3rd Quarter, 2018			4th Quarter, 2018		
Test	(%)	Permit Limit	Pass Y/N	Result (%)	Permit Limit	Pass Y/N
C-NOEC	100	50	Y	100	50	Y

* NOTE - % indicates Percent Effluent

C-NOEC Highest concentration of effluent with no observed effect on fertilization rates.

Chronic Tests for sublethal effects of effluent on specifically on fertilization rates of A. punctulata eggs. Exposure rate is 60 minutes.

OIL AND GREASE DATA

BUCKLIN POINT

Oil & Grease Data 2018

Bucklin Point Oil & Grease 2018

Date	Influent Flow	Effluent Flow	Influent Average	Effluent Average
	MGD	MGD	ppm	ppm
1/9/2018	14.40	14.40	45.00	<4.0
2/6/2018	18.92	18.92	12.83	<4.0
3/6/2018	29.13	29.13	19.04	<4.0
4/3/2018	32.70	28.92	35.08	<4.0
5/8/2018	20.86	20.86	25.14	<4.0
6/5/2018	20.63	20.63	17.39	<4.0
7/10/2018	13.97	13.97	30.64	<4.0
8/7/2018	13.56	13.56	20.65	<4.0
9/11/2018	30.42	24.14	21.46	<4.0
10/16/2018	26.96	26.96	16.18	<4.0
11/6/2018	48.46	34.59	13.95	<4.0
12/4/2018	28.56	28.56	12.02	<4.0

***BOD, TSS, AND FECAL
COLIFORM DATA***

BUCKLIN POINT

Bucklin Point 2018 Wastewater Treatment Plant TSS, CBOD and Bacteria Data

Date	Enterococci Bacteria (MPN/100mL)	Fecal Coliform Bacteria (MPN/100mL)	Influent Flow (MGD)	Raw Influent TSS (mg/L)	Raw Influent CBOD (mg/L)	Final Effluent TSS (mg/L)	Final Effluent CBOD (mg/L)
1/1/2018	4.1	2.0	13.75	136.00	180.82	2.93	<2.00
1/2/2018	2.5	2.0	14.24	144.00	187.55	2.97	<2.00
1/3/2018	1.3	2.8	13.77	152.00	271.99	3.53	<2.00
1/4/2018	3.1	2.0	14.08	155.33	221.51	4.70	<2.00
1/5/2018	2.5	2.0	13.59	149.33	190.17	4.49	<2.00
1/6/2018	4.4	2.0	13.99	152.67	227.99	3.90	<2.00
1/7/2018	4.4	2.0	14.70	130.00	197.17	3.93	<2.00
1/8/2018	3.5	2.0	14.62	151.33	230.37	3.07	<2.00
1/9/2018	1.8	4.0	14.40	168.67	214.54	2.50	<2.00
1/10/2018	5.6	2.0	15.09	162.67	198.44	4.00	<2.00
1/11/2018	6.9	4.0	17.77	178.00	223.70	2.87	<2.00
1/12/2018	4.1	8.0	59.72	142.00	90.38	12.22	2.37
1/13/2018	10.2	2.0	59.71	164.00	146.67	12.80	3.12
1/14/2018	11.2	2.0	23.52	140.67	119.065	8.67	2.11
1/15/2018	4.4	2.0	22.52	72.00	118.17	6.87	<2.00
1/16/2018	4.1	8.0	20.93	82.00	122.78	4.17	<2.00
1/17/2018	3.1	2.0	21.74	108.67	133.82	4.13	<2.00
1/18/2018	4.1	2.0	19.03	99.33	127.56	5.03	<2.00
1/19/2018	3.5	2.0	18.66	118.00	142.585	3.87	<2.00
1/20/2018	5.1	2.0	18.90	100.67	141.94	3.10	<2.00
1/21/2018	2.0	2.0	17.92	77.33	129.95	4.13	<2.00
1/22/2018	2.3	2.0	19.39	123.33	160.20	4.27	<2.00
1/23/2018	5.7	4.0	45.13	150.00	149.90	8.20	<2.00
1/24/2018	7.4	4.0	22.31	81.33	98.91	6.43	<2.00
1/25/2018	6.7	8.0	20.60	97.33	121.25	4.43	<2.00
1/26/2018	1.4	4.0	19.33	90.67	162.59	4.70	<2.00
1/27/2018	3.5	2.0	20.17	112.00	153.24	3.83	<2.00
1/28/2018	2.5	2.0	20.19	103.33	149.71	3.82	<2.00
1/29/2018	1.0	2.0	19.64	106.67	142.82	2.60	<2.00
1/30/2018	2.7	2.0	19.60	118.00	152.83	3.13	<2.00
1/31/2018	4.3	2.0	18.19	116.67	142.96	3.20	<2.00
2/1/2018	4.6	2.0	19.52	142.00	158.90	6.13	<2.00
2/2/2018	10.0	22.0	22.60	124.67	165.76	3.43	<2.00
2/3/2018	3.0	4.0	18.18	122.67	159.29	4.18	<2.00
2/4/2018	3.2	2.0	27.10	122.00	183.81	4.93	<2.00
2/5/2018	5.5	2.0	35.09	136.00	152.09	6.71	<2.00
2/6/2018	9.8	4.0	18.92	117.33	158.53	4.89	<2.00
2/7/2018	2.9	2.0	36.24	102.67	149.83	6.98	2.39
2/8/2018	2.9	2.0	22.49	97.33	94.05	6.13	<2.00
2/9/2018	2.4	2.0	19.94	104.00	149.14	3.57	<2.00
2/10/2018	2.5	2.0	21.33	100.67	178.19	6.47	2.43
2/11/2018	9.1	2.0	51.77	112.67	101.92	12.73	2.62
2/12/2018	2.0	2.0	25.10	92.67	121.55	5.87	<2.00
2/13/2018	4.6	2.0	22.58	101.33	123.40	4.67	<2.00
2/14/2018	2.0	2.0	23.38	98.67	138.12	4.04	<2.00
2/15/2018	3.5	13.0	23.39	118.67	139.41	4.84	<2.00
2/16/2018	5.2	2.0	23.95	116.00	154.11	4.83	<2.00
2/17/2018	1.8	2.0	21.02	104.00	148.27	4.47	<2.00
2/18/2018	1.8	2.0	25.09	116.00	135.84	9.00	<2.00
2/19/2018	2.4	8.0	24.85	96.67	135.59	8.13	<2.00
2/20/2018	2.4	2.0	22.45	103.33	124.54	5.64	<2.00
2/21/2018	3.9	5.7	21.69	108.67	140.57	3.96	<2.00
2/22/2018	1.4	2.0	21.78	105.33	141.84	4.89	<2.00
2/23/2018	2.5	2.0	27.70	124.67	133.32	8.67	2.09

Bucklin Point 2018 Wastewater Treatment Plant TSS, CBOD and Bacteria Data

Date	Enterococci Bacteria (MPN/100mL)	Fecal Coliform Bacteria (MPN/100mL)	Influent Flow (MGD)	Raw Influent TSS (mg/L)	Raw Influent CBOD (mg/L)	Final Effluent TSS (mg/L)	Final Effluent CBOD (mg/L)
2/24/2018	3.6	2.0	22.24	122.00	136.68	4.10	<2.00
2/25/2018	5.5	2.0	43.52	89.33	116.32	10.53	2.62
2/26/2018	6.2	8.0	23.47	80.67	116.37	4.00	<2.00
2/27/2018	1.7	2.0	22.02	81.33	240.89	3.56	<2.00
2/28/2018	1.8	4.0	22.21	106.67	136.43	3.69	<2.00
3/1/2018	2.0	2.0	21.66	110.67	128.08	3.64	<2.00
3/2/2018	4.9	11.0	85.31	125.33	129.35	19.33	3.24
3/3/2018	4.0	2.0	44.02	69.33	64.45	29.07	3.44
3/4/2018	33.4	7.0	35.35	58.67	86.81	8.73	<2.00
3/5/2018	7.1	2.0	32.27	68.00	94.73	9.33	2.04
3/6/2018	4.6	9.0	29.13	76.67	103.09	9.47	2.06
3/7/2018	3.7	2.0	39.79	76.67	111.86	14.00	2.35
3/8/2018	3.8	2.0	44.50	76.67	96.10	9.00	2.14
3/9/2018	4.6	4.0	31.56	66.00	95.53	14.27	2.65
3/10/2018	4.3	4.0	29.57	72.67	106.57	6.27	<2.00
3/11/2018	1.4	2.0	27.58	76.67	105.50	5.24	<2.00
3/12/2018	2.3	2.0	27.76	94.00	126.88	15.47	4.74
3/13/2018	20.4	8.0	31.19	86.00	152.29	9.53	2.12
3/14/2018	2.7	2.0	32.29	66.67	96.36	9.60	2.11
3/15/2018	5.1	2.0	29.82	83.33	110.60	7.93	2.01
3/16/2018	2.0	2.0	27.30	84.67	122.03	7.53	<2.00
3/17/2018	5.1	2.0	26.49	82.67	111.19	7.13	2.03
3/18/2018	2.4	2.0	25.46	82.67	106.63	4.84	<2.00
3/19/2018	1.4	4.0	24.87	92.00	122.52	5.07	<2.00
3/20/2018	5.1	2.0	24.94	132.67	114.38	8.07	<2.00
3/21/2018	3.7	2.8	25.67	112.67	125.55	10.27	<2.00
3/22/2018	3.9	4.0	26.48	82.67	146.09	6.20	<2.00
3/23/2018	4.7	2.0	23.63	104.67	128.24	5.33	<2.00
3/24/2018	1.7	2.0	23.50	106.00	147.63	6.07	<2.00
3/25/2018	2.9	4.0	23.57	102.67	133.11	5.13	<2.00
3/26/2018	2.0	2.0	22.25	104.67	157.24	5.07	4.75
3/27/2018	7.9	4.0	21.72	126.67	146.36	5.00	<2.00
3/28/2018	2.4	3.7	22.09	117.33	155.69	5.60	<2.00
3/29/2018	2.5	11.0	21.92	135.33	155.47	5.20	<2.00
3/30/2018	6.2	2.0	22.26	120.67	177.24	4.07	<2.00
3/31/2018	4.3	2.0	20.62	114.00	168.29	3.83	<2.00
4/1/2018	2.3	2.0	20.74	160.00	161.42	3.70	<2.00
4/2/2018	5.2	2.0	22.78	140.00	146.60	6.49	<2.00
4/3/2018	7.8	11.0	32.70	134.00	130.00	8.67	2.13
4/4/2018	6.1	4.0	26.11	142.00	111.47	8.47	2.06
4/5/2018	4.4	2.0	20.40	114.00	125.545	6.33	<2.00
4/6/2018	7.2	2.0	26.69	126.00	172.92	7.40	2.07
4/7/2018	6.8	4.0	20.32	98.67	127.31	5.07	<2.00
4/8/2018	2.0	2.0	20.38	126.67	146.46	5.87	<2.00
4/9/2018	2.9	8.0	19.29	119.33	151.56	6.07	<2.00
4/10/2018	4.3	4.0	20.86	141.33	159.60	6.87	<2.00
4/11/2018	8.8	2.8	19.61	137.33	141.31	5.87	<2.00
4/12/2018	4.3	2.0	19.61	141.33	131.55	6.93	<2.00
4/13/2018	3.5	4.0	19.59	130.67	204.77	3.20	<2.00
4/14/2018	8.5	2.0	19.01	134.67	229.01	3.73	<2.00
4/15/2018	4.6	2.0	19.65	125.33	177.36	6.13	<2.00
4/16/2018	19.0	23.0	60.69	173.33	123.13	26.33	4.69
4/17/2018	4.6	4.0	25.01	114.00	92.65	5.60	<2.00
4/18/2018	3.2	2.0	23.35	84.67	125.76	4.03	<2.00
4/19/2018	2.0	4.0	33.95	98.67	118.59	9.47	2.18
4/20/2018	2.4	2.0	22.57	98.67	146.66	5.87	2.13

Bucklin Point 2018 Wastewater Treatment Plant TSS, CBOD and Bacteria Data

Date	Enterococci Bacteria (MPN/100mL)	Fecal Coliform Bacteria (MPN/100mL)	Influent Flow (MGD)	Raw Influent TSS (mg/L)	Raw Influent CBOD (mg/L)	Final Effluent TSS (mg/L)	Final Effluent CBOD (mg/L)
4/21/2018	4.1	2.0	21.91	95.33	132.22	10.53	2.30
4/22/2018	2.5	4.0	21.65	88.67	117.47	8.87	2.85
4/23/2018	4.9	2.0	21.71	108.67	124.69	7.07	2.06
4/24/2018	23.0	11.0	22.30	126.00	136.43	6.53	2.01
4/25/2018	10.7	2.0	54.13	150.00	133.96	13.87	2.83
4/26/2018	6.2	8.0	31.36	84.67	74.85	7.13	2.16
4/27/2018	1.4	2.0	37.86	108.00	111.95	25.47	5.20
4/28/2018	1.4	2.0	26.34	75.33	103.64	7.13	2.37
4/29/2018	2.0	2.0	26.99	98.67	126.20	9.33	2.47
4/30/2018	1.0	8.0	26.72	90.67	122.15	15.33	3.85
5/1/2018	1.0	2.0	24.70	114.00	117.35	15.20	3.14
5/2/2018	12.6	8.0	23.89	120.67	117.70	17.00	3.53
5/3/2018	1.4	2.0	23.29	109.33	118.94	9.40	2.76
5/4/2018	2.7	2.0	23.11	107.33	160.70	8.33	2.55
5/5/2018	7.0	4.0	21.80	134.00	136.17	5.93	2.19
5/6/2018	1.8	2.0	26.61	126.67	149.57	7.00	2.38
5/7/2018	2.9	2.0	23.44	136.67	154.04	9.80	2.62
5/8/2018	2.5	2.0	20.86	101.33	149.55	6.40	2.77
5/9/2018	4.6	2.8	20.60	150.67	154.68	9.27	2.99
5/10/2018	1.8	2.0	20.77	147.33	130.45	8.20	2.31
5/11/2018	2.5	2.0	19.79	143.33	207.10	7.47	2.125
5/12/2018	4.0	2.0	23.79	168.00	178.01	11.33	2.84
5/13/2018	35.2	34.0	20.22	138.67	139.745	16.13	3.08
5/14/2018	17.6	11.0	19.99	132.67	177.36	12.60	3.10
5/15/2018	10.9	4.0	27.07	176.67	155.28	10.40	2.46
5/16/2018	1.7	2.0	20.43	164.00	143.82	9.40	2.55
5/17/2018	3.9	2.0	22.92	139.33	149.71	6.93	3.23
5/18/2018	3.2	2.0	19.05	143.33	186.29	7.20	2.87
5/19/2018	4.0	4.0	24.38	126.00	177.65	9.60	3.29
5/20/2018	2.7	4.0	22.03	109.33	125.38	9.33	3.19
5/21/2018	8.3	8.0	18.67	139.33	144.07	8.00	2.80
5/22/2018	13.8	17.0	19.94	148.67	159.44	7.93	2.93
5/23/2018	7.1	4.0	18.36	153.33	188.04	5.93	2.17
5/24/2018	5.9	17.0	18.03	150.67	161.36	5.87	2.07
5/25/2018	6.2	13.0	18.02	163.33	182.71	6.13	<2.00
5/26/2018	4.0	11.0	16.90	158.67	185.55	3.00	<2.00
5/27/2018	4.1	2.0	18.01	134.00	179.58	5.20	<2.00
5/28/2018	3.1	2.0	18.11	152.67	158.69	5.33	<2.00
5/29/2018	4.6	6.0	16.83	170.67	189.09	5.20	<2.00
5/30/2018	5.4	4.0	16.62	192.00	214.25	5.20	<2.00
5/31/2018	7.3	13.0	16.91	173.33	197.13	5.47	2.14
6/1/2018	4.8	30.0	17.50	192.00	227.22	4.80	<2.00
6/2/2018	3.2	4.0	16.25	179.33	201.11	4.00	2.12
6/3/2018	1.4	4.0	16.03	162.67	193.45	4.93	2.05
6/4/2018	2.3	2.0	29.36	182.67	172.93	10.67	2.76
6/5/2018	6.8	13.0	20.63	149.33	154.02	8.27	2.35
6/6/2018	8.3	3.7	16.69	170.67	163.63	5.13	<2.00
6/7/2018	12.3	11.0	16.54	196.00	178.28	5.33	<2.00
6/8/2018	1.0	2.0	15.70	162.67	216.28	3.87	<2.00
6/9/2018	2.5	2.0	15.23	162.67	224.06	3.97	2.80
6/10/2018	3.3	4.0	15.56	158	147.31	4.6667	<2
6/11/2018	3.2	13.0	15.59	169	161.55	4.4000	<2
6/12/2018	2.9	2.0	15.80	184	172.56	5.1000	<2
6/13/2018	1.4	7.6	16.32	204	161.25	4.8500	<2
6/14/2018	4.3	11.0	15.44	186	152.47	4.5333	<2
6/15/2018	2.0	2.0	15.57	135	193.81	3.5333	2.14

Bucklin Point 2018 Wastewater Treatment Plant TSS, CBOD and Bacteria Data

Date	Enterococci Bacteria (MPN/100mL)	Fecal Coliform Bacteria (MPN/100mL)	Influent Flow (MGD)	Raw Influent TSS (mg/L)	Raw Influent CBOD (mg/L)	Final Effluent TSS (mg/L)	Final Effluent CBOD (mg/L)
6/16/2018	5.5	4.5	14.71	175	215.36	6.6000	2.22
6/17/2018	1.7	2.0	14.11	140	153.27	6.2000	2.19
6/18/2018	3.0	2.0	15.79	169	166.51	6	2.18
6/19/2018	4.1	2.0	15.01	200	161.17	6.3333	2.51
6/20/2018	2.5	8.5	14.39	175	181.73	5.6000	2.17
6/21/2018	4.6	11.0	14.46	179	190.15	5.4666	2.14
6/22/2018	5.7	2.0	14.34	175	209.50	5.8000	2.14
6/23/2018	3.2	6.1	15.04	176	231.64	5.8000	2.38
6/24/2018	2.5	4.5	16.78	164	158.15	5.6666	2.09
6/25/2018	9.6	17.0	14.64	184	201.32	5.0666	2.41
6/26/2018	3.9	6.8	14.27	183	288.25	4.6667	2.11
6/27/2018	8.8	23.7	14.74	178	223.20	5.2666	2.17
6/28/2018	3.2	2.0	38.51	199	174.49	6.1333	2.68
6/29/2018	1.4	2.0	15.56	121	107.19	4.2500	3.57
6/30/2018	4.4	4.5	14.52	133	166.78	3.6500	<2
7/1/2018	4.6	23.0	13.49	137	169.70	3.4500	<2
7/2/2018	4.4	4.0	14.19	144	176.20	3.6500	<2
7/3/2018	2.9	7.8	14.61	164	205.29	4.1500	<2
7/4/2018	3.5	15.9	12.90	161	175.24	3.4500	<2
7/5/2018	2.5	7.8	14.25	162	150.40	3.7333	<2
7/6/2018	2.5	4.5	23.48	173	150.07	5.4667	<2
7/7/2018	5.7	4.5	14.29	147	185.14	2.6500	<2
7/8/2018	2.3	4.0	13.74	131	155.11	3.3500	<2
7/9/2018	5.7	2.0	14.35	148	191.79	3.8500	<2
7/10/2018	3.5	4.5	13.97	180	178.74	4.1000	<2
7/11/2018	3.1	5.2	13.97	242	229.81	4.5000	<2
7/12/2018	6.7	13.0	13.47	184	201.02	4.3500	<2
7/13/2018	2.9	13.0	14.10	160	214.55	4.7333	<2
7/14/2018	5.5	9.3	14.12	185	203.25	5.0500	<2
7/15/2018	1.4	13.0	13.52	138	167.73	5.4000	<2
7/16/2018	5.8	13.0	13.37	169	190.16	4.9333	<2
7/17/2018	4.0	17.0	24.15	173	223.67	7.7333	<2
7/18/2018	5.7	22.5	14.41	130	145.86	4.2666	<2
7/19/2018	3.5	7.8	13.48	160	187.42	5	<2
7/20/2018	2.0	33.0	13.38	155	199.73	4.3500	<2
7/21/2018	6.2	7.8	13.10	162	225.96	4.9000	<2
7/22/2018	6.3	7.8	21.15	165	179.04	6.7500	2.50
7/23/2018	4.3	4.5	14.64	146	182.51	4.3500	<2
7/24/2018	1.4	2.0	14.19	154	206.15	4.5000	<2
7/25/2018	3.4	19.1	14.62	175	228.37	5.0500	<2
7/26/2018	2.0	2.0	19.91	200	172.10	5.0500	<2
7/27/2018	15.7	170.0	14.16	177	169.39	4.2666	<2
7/28/2018	4.5	49.0	13.75	160	230.76	3.6000	<2
7/29/2018	6.3	33.0	12.98	123	200.92	4.5500	<2
7/30/2018	1.0	11.0	13.62	158	198.85	4	<2
7/31/2018	2.9	11.0	13.34	178	249.93	2.8500	<2
8/1/2018	6.7	46.6	14.24	170	225.56	2.8000	<2
8/2/2018	1.0	4.5	14.03	171	232.25	2.5500	<2
8/3/2018	1.0	2.0	14.05	177	208.76	2.5000	<2
8/4/2018	1.0	4.5	30.56	186	204.89	3.9500	<2
8/5/2018	3.2	17.0	13.09	110.71	161.55	2.1500	<2
8/6/2018	2.7	17.0	12.98	137.50	176.63	2.5000	<2
8/7/2018	5.5	49.0	13.56	192	215.18	2.2000	<2
8/8/2018	1.6	9.8	13.45	169	254.79	3.1000	<2
8/9/2018	3.2	17.0	17.11	186	193.15	2.4000	<2
8/10/2018	2.5	170.0	13.13	183	228.91	2.7000	<2

Bucklin Point 2018 Wastewater Treatment Plant TSS, CBOD and Bacteria Data

Date	Enterococci Bacteria (MPN/100mL)	Fecal Coliform Bacteria (MPN/100mL)	Influent Flow (MGD)	Raw Influent TSS (mg/L)	Raw Influent CBOD (mg/L)	Final Effluent TSS (mg/L)	Final Effluent CBOD (mg/L)
8/11/2018	2.5	4.5	30.54	179	197.77	3.7000	<2
8/12/2018	2.0	4.5	22.15	99	103.81	3.2500	<2
8/13/2018	2.0	13.0	24.95	105	134.18	3	<2
8/14/2018	1.0	4.5	16.38	106	159.98	<2	<2
8/15/2018	2.2	6.5	14.73	153	213.04	2.1500	<2
8/16/2018	1.4	23.0	14.17	165	194.90	2	<2
8/17/2018	2.0	7.8	14.26	171	175.98	<2	<2
8/18/2018	1.4	2.0	21.17	159	169.04	2.7000	<2
8/19/2018	2.0	2.0	14.61	132.50	142.27	2.1500	<2
8/20/2018	1.0	4.5	14.09	145	163.31	2.5000	<2
8/21/2018	1.0	13.0	14.43	168	202.25	2.3000	<2
8/22/2018	3.4	42.6	22.11	189	200.17	3.2500	<2
8/23/2018	1.0	33.0	14.18	145	167.01	2.8500	<2
8/24/2018	2.3	23.0	13.60	158	198.94	2.1500	<2
8/25/2018	2.4	6.8	13.66	151	203.08	<2	<2
8/26/2018	1.4	13.0	13.44	143	174.37	<2	<2
8/27/2018	1.0	13.0	13.32	162	202.76	2.1500	<2
8/28/2018	1.4	7.8	13.62	178	204.81	<2	<2
8/29/2018	1.7	6.1	13.36	186	218.50	<2	<2
8/30/2018	4.4	6.8	13.41	189	206.62	2.1500	<2
8/31/2018	1.0	33.0	13.08	194	228.42	2.4000	<2
9/1/2018	1.8	7.8	12.55	155	185.08	2.0500	<2
9/2/2018	1.0	17.0	12.48	150	226.93	<2	<2
9/3/2018	1.0	2.0	13.22	177	185.46	2.4000	<2
9/4/2018	1.7	13.0	13.09	166	216.70	2.6500	<2
9/5/2018	1.6	3.0	13.22	194	233.40	2.4000	<2
9/6/2018	2.0	4.0	19.87	179	200.81	3.2500	<2
9/7/2018	2.4	13.0	15.31	170	177.12	2.7500	<2
9/8/2018	3.1	49.0	13.79	146	202.45	2.3000	<2
9/9/2018	1.4	4.5	13.60	126	200.49	2.1500	<2
9/10/2018	1.4	11.0	23.05	167	207.93	6.8500	<2
9/11/2018	8.0	7.8	30.42	132	136.79	3.2500	<2
9/12/2018	1.8	7.8	36.64	145	174.85	6.6666	<2
9/13/2018	3.9	49.0	30.63	113	89.36	3.1000	<2
9/14/2018	2.0	6.8	16.41	135	132.13	2.6000	<2
9/15/2018	3.1	70.0	15.32	139	156.59	2.2000	<2
9/16/2018	1.7	2.0	14.89	152	150.17	2.2000	<2
9/17/2018	1.0	23.0	15.18	156	155.17	2.2000	<2
9/18/2018	1.0	49.0	27.93	166	162.10	4.5500	<2
9/19/2018	1.3	5.9	17.33	126	97.65	2.7500	<2
9/20/2018	1.0	17.0	16.28	134	149.42	2.3500	<2
9/21/2018	1.7	33.0	15.87	159	176.50	2.1500	<2
9/22/2018	2.7	13.0	15.49	145	176.65	<2	<2
9/23/2018	1.0	2.0	15.92	124	168.83	2.2500	<2
9/24/2018	2.0	13.0	15.78	133	160.97	2.5500	<2
9/25/2018	1.0	7.8	46.83	184	161.28	5.5000	<2
9/26/2018	2.2	5.9	43.39	86	63.28	9.6000	<2
9/27/2018	2.0	4.5	30.83	89	84.60	3.5500	<2
9/28/2018	1.0	11.0	32.32	89	86.14	5.4167	<2
9/29/2018	1.4	7.8	21.26	108	105.97	3.4500	<2
9/30/2018	1.7	79.0	20.27	109	93.69	<2	<2
10/1/2018	1.4	11.0	22.40	104	164.30	4.0500	<2
10/2/2018	1.4	7.8	37.01	111	134.30	5.2000	<2
10/3/2018	2.0	24.8	38.98	94	76.11	7	<2
10/4/2018	1.0	4.5	23.96	106	114.18	2.3500	<2
10/5/2018	2.5	4.5	22.22	104	116.53	2.2000	<2

Bucklin Point 2018 Wastewater Treatment Plant TSS, CBOD and Bacteria Data

Date	Enterococci Bacteria (MPN/100mL)	Fecal Coliform Bacteria (MPN/100mL)	Influent Flow (MGD)	Raw Influent TSS (mg/L)	Raw Influent CBOD (mg/L)	Final Effluent TSS (mg/L)	Final Effluent CBOD (mg/L)
10/6/2018	1.0	2.0	21.23	110	114.69	2.2500	<2
10/7/2018	1.8	2.0	20.57	114	129.27	<2	<2
10/8/2018	1.4	2.0	20.84	98	139.79	4.1333	<2
10/9/2018	1.0	7.8	20.60	122	139.22	2.6000	<2
10/10/2018	1.3	3.9	19.55	129	130.57	2.1500	<2
10/11/2018	1.0	2.0	37.88	161	133.88	17.800	2.41
10/12/2018	2.5	17.0	43.21	85	76.38	13.600	<2
10/13/2018	1.0	2.0	24.53	84	108.73	7.1000	<2
10/14/2018	1.8	7.8	22.94	92	101.76	5.3000	<2
10/15/2018	2.5	6.8	23.67	112	147.34	15.200	2.08
10/16/2018	223.7	40.2	26.96	126	130.18	5.1000	<2
10/17/2018	1.7	11.5	21.35	109	144.15	3.4666	<2
10/18/2018	1.4	4.0	20.33	103	147.89	3	<2
10/19/2018	1.4	6.8	20.33	123	162.48	3.6000	<2
10/20/2018	2.4	2.0	19.68	114	140.80	4.6500	<2
10/21/2018	2.3	4.0	20.51	113	150.47	5.9334	<2
10/22/2018	5.0	7.8	20.09	112	172.74	4.0500	<2
10/23/2018	5.1	17.0	21.14	126	200.91	4.3500	<2
10/24/2018	4.6	9.3	19.60	162	201.86	3.8500	<2
10/25/2018	3.2	7.8	18.58	141	169.75	4.5500	<2
10/26/2018	4.1	4.5	18.51	137	186.08	6.4000	<2
10/27/2018	6.2	13.0	52.83	119	137.13	16.100	2.31
10/28/2018	2.4	7.8	22.26	60	111.28	4.4000	<2
10/29/2018	3.0	2.0	29.03	107	158.94	5.9166	<2
10/30/2018	2.9	2.0	21.66	110	149.55	5.1000	<2
10/31/2018	2.3	9.3	20.42	113	182.26	3.2500	<2
11/1/2018	1.4	4.5	20.24	113	138.90	6.3750	<2
11/2/2018	3.5	7.8	25.84	158	149.61	10.800	2.23
11/3/2018	15.0	33.0	51.35	103	123.71	8.0666	<2
11/4/2018	1.0	6.8	24.20	73	101.68	5.2667	<2
11/5/2018	2.9	2.0	29.99	81	105.96	5.2000	<2
11/6/2018	2.0	7.8	48.46	99	100.70	9.5333	<2
11/7/2018	3.8	23.0	27.48	79	84.31	7.3000	<2
11/8/2018	2.3	1.8	26.06	80	114.14	5.3000	<2
11/9/2018	5.1	46.0	37.72	93	115.27	9.8000	<2
11/10/2018	2.0	11.0	45.39	79	76.06	10.400	2.36
11/11/2018	9.0	13.0	30.36	39.666	81.96	6.0500	<2
11/12/2018	1.8	7.8	29.17	73	86.04	7.7000	<2
11/13/2018	9.8	17.0	71.13	63	78.47	10.700	<2
11/14/2018	12.9	14.9	35.75	57	80.47	15.300	3.08
11/15/2018	8.5	23.0	33.37	56	93.70	14.200	2.35
11/16/2018	10.8	17.0	54.71	80	78.13	24.250	3.33
11/17/2018	24,000,000.0	33.0	36.08	52	82.51	79	7.46
11/18/2018	6.5	63.0	33.63	57	86.70	21.500	3.12
11/19/2018	26.8	22.0	32.62	74	101.13	11.857	<2
11/20/2018	3.5	20.0	36.01	89.500	110.68	6.9000	<2
11/21/2018	6.0	3.0	30.96	75	104.42	5.7000	<2
11/22/2018	11.7	4.5	28.51	94	98.12	11.200	2.15
11/23/2018	7.6	6.8	26.63	75	132.82	4.6500	<2
11/24/2018	4.8	4.0	27.23	95	125.38	6.2667	<2
11/25/2018	3.6	2.0	52.44	100	110.81	7.9000	<2
11/26/2018	7.8	2.0	47.26	90	134.61	9.8000	<2
11/27/2018	4.5	13.0	48.13	72	70.62	9.8000	<2
11/28/2018	8.0	36.4	34.43	64	86.94	9.8000	<2
11/29/2018	17.5	17.0	31.69	76	86.10	11.100	<2
11/30/2018	13.2	7.8	30.26	85	108.99	7.3500	<2

Bucklin Point 2018 Wastewater Treatment Plant TSS, CBOD and Bacteria Data

Date	Enterococci Bacteria (MPN/100mL)	Fecal Coliform Bacteria (MPN/100mL)	Influent Flow (MGD)	Raw Influent TSS (mg/L)	Raw Influent CBOD (mg/L)	Final Effluent TSS (mg/L)	Final Effluent CBOD (mg/L)
12/1/2018	6.2	7.8	28.61	85	104.85	5.3500	<2
12/2/2018	7.9	49.0	51.49	77	102.80	5.6000	<2
12/3/2018	9.1	7.8	30.68	60	97.73	6.6000	<2
12/4/2018	15.8	13.0	28.56	90	107.66	7.5000	<2
12/5/2018	1.3	2.0	27.83	79	97.34	5.6000	<2
12/6/2018	5.2	4.5	27.29	74.500	124.32	4.2500	<2
12/7/2018	4.6	2.0	25.98	92	131.58	4.3000	<2
12/8/2018	2.5	9.2	25.78	86	138.31	4.5500	<2
12/9/2018	3.5	4.5	25.73	92	113.40	5.2500	<2
12/10/2018	8.2	2.0	24.87	90	124.22	4.5500	<2
12/11/2018	8.3	11.0	24.41	90	153.50	5.2000	<2
12/12/2018	4.8	5.6	23.59	96.500	140.40	4.7500	<2
12/13/2018	4.4	2.0	23.39	104.50	161.54	4.5000	<2
12/14/2018	8.8	13.0	22.88	129	160.35	5.9500	<2
12/15/2018	5.0	6.8	23.45	106	175.57	6.1500	<2
12/16/2018	12.4	7.8	36.42	113	157.36	6.7000	2.07
12/17/2018	11.4	4.5	25.41	111	134.28	6.7000	<2
12/18/2018	8.8	6.8	22.36	105	153.95	3.0500	<2
12/19/2018	9.1	2.8	22.07	111.50	187.22	5.2500	2.16
12/20/2018	5.0	2.0	22.27	125	176.83	7.6000	2.01
12/21/2018	13.7	23.0	63.58	143	156.99	24	5.65
12/22/2018	7.1	2.0	29.46	67	100.46	7.6000	2
12/23/2018	7.1	7.8	25.57	64	151.85	2.8000	<2
12/24/2018	5.0	2.0	26.46	76	159.37	5.1000	<2
12/25/2018	5.0	7.8	23.63	86	186.02	5.4000	<2
12/26/2018	5.0	2.8	23.79	103	163.65	6.2000	<2
12/27/2018	5.0	17.0	23.27	110	172.19	6.3500	<2
12/28/2018	7.1	4.5	42.04	115	192.08	9.5000	2.27
12/29/2018	12.4	4.5	24.77	76	102.82	6.6206	<2
12/30/2018	5.0	2.0	23.85	75	162.93	5.9334	<2
12/31/2018	5.0	4.5	31.10	93	144.06	10.500	2.39

SLUDGE DATA

BUCKLIN POINT

Bucklin Point Metals Loading from Final Sludge (lbs/yr)

Date	Sludge	Arsenic		Beryllium		Cadmium		Chromium		Copper		Lead		Mercury		Molybdenum		Nickel		Selenium		Silver		Zinc		Cyanide	
	Dry Tons	ppm	lbs	ppm	lbs	ppm	lbs	ppm	lbs	ppm	lbs	ppm	lbs	ppm	lbs	ppm	lbs	ppm	lbs	ppm	lbs	ppm	lbs	ppm	lbs	ppm	lbs
1/2/2018	7.5	4.4893		2.05		2.05		87.18		530.72		71.93		0.13		10.25		65.78		5.60		16.77		724.54		0.85	
1/16/2018	5.0	4.9552		2.23		3.35		84.93		565.36		67.99		0.15		11.16		62.39		6.27		17.86		733.51		0.76	
Monthly Avg:	4.72	4.72		2.14		3.21		86.06		548.04		69.96		0.14		10.70		64.08		5.93		17.31		729.02		0.80	
Monthly Total in lbs.	355,840		1.68	0.76		1.14		30.62		195.02		24.89		0.05		3.81		22.80		2.11		6.16		259.42		0.29	
2/6/2018	7.3	4.3543		2.18		3.27		66.16		442.96		67.99		0.27		10.89		50.94		5.38		13.91		564.12		16.70	
2/20/2018	7.1	4.7145		2.30		3.45		69.87		480.60		70.51		0.26		11.50		55.84		5.24		14.90		586.35		21.70	
Monthly Avg:	4.53	4.53		2.24		3.36		68.01		461.78		69.25		0.26		11.19		53.39		5.31		14.41		575.23		19.20	
Monthly Total in lbs.	359,700		1.63	0.81		1.21		24.46		166.10		24.91		0.09		4.03		19.20		1.91		5.18		206.91		6.91	
3/6/2018	6.6	5.69		2.05		4.60		89.94		534.75		79.51		0.52		10.76		60.93		5.07		14.27		677.82		1.42	
3/20/2018	4.3	6.02		2.21		4.87		87.58		556.58		89.86		0.57		11.13		61.56		6.13		14.93		731.08		1.50	
Monthly Avg:	5.85	5.85		2.13		4.73		88.76		545.67		84.68		0.54		10.94		61.25		5.60		14.60		704.45		1.46	
Monthly Total in lbs.	344,940		2.02	0.74		1.63		30.62		188.22		29.21		0.19		3.77		21.13		1.93		5.04		242.99		0.50	
4/3/2018	6.8	5.00		2.27		4.12		62.52		440.82		71.41		0.27		11.37		44.23		3.98		11.42		582.12		0.97	
4/17/2018	7.1	5.65		2.16		4.47		71.28		514.31		81.70		0.59		10.79		48.56		4.49		13.10		695.34		1.01	
Monthly Avg:	5.33	5.33		2.22		4.29		66.90		477.57		76.56		0.43		11.08		46.40		4.23		12.26		638.73		0.99	
Monthly Total in lbs.	323,080		1.72	0.72		1.39		21.61		154.29		24.73		0.14		3.58		14.99		1.37		3.96		206.36		0.32	
5/1/2018	6.4	5.54		2.12		4.17		70.20		485.99		88.16		0.28		10.58		46.96		4.46		14.59		658.65		0.48	
5/15/2018	7.2	5.27		2.08		4.02		67.37		487.32		88.46		0.26		10.41		45.67		4.54		14.31		706.13		1.00	
Monthly Avg:	5.41	5.41		2.10		4.09		68.79		486.65		88.31		0.27		10.49		46.31		4.50		14.45		682.39		0.74	
Monthly Total in lbs.	362,240		1.96	0.76		1.48		24.92		176.29		31.99		0.10		3.80		16.78		1.63		5.23		247.19		0.27	
6/5/2018	7.1	5.2994		2.13		3.77		87.11		558.84		90.88		0.28		11.28		62.21		7.39		16.35		787.76		0.61	
6/19/2018	7.1	4.47		2.04		3.56		104.00		552.00		89.40		1.06		10.80		83.30		4.65		15.10		803.00		0.71	
6/28/2018	6.2	4.94		2.20		3.51		107.00		570.00		85.50				11.10		84.90		4.93		16.20		795.00			
Monthly Avg:	4.90	4.90		2.12		3.61		99.37		560.28		88.59		0.67		11.06		76.80		5.66		15.88		795.25		0.66	
Monthly Total in lbs.	354,960		1.74	0.75		1.28		35.27		198.88		31.45		0.24		3.93		27.26		2.01		5.64		282.28		0.23	
7/3/2018	7.5	5.68		2.115		3.172		126		645		96.1		0.334		11.7		105		7.7		16.7		918		0.67	
7/18/2018	7.8	5.34		2.041		3.061		109		643		92.2		0.269		11.6		85.1		7.51		14.4		859		0.67	
Monthly Avg:	5.51	5.51		2.08		3.12		117.50		644.00		94.15		0.30		11.65		95.05		7.61		15.55		888.50		0.67	
Monthly Total in lbs.	315,020		1.74	0.65		0.98		37.01		202.87		29.66		0.09		3.67		29.94		2.40		4.90		279.90		0.21	
8/14/2018	6.6	4.78		2.29		3.44		91.90		519.00		81.40		0.17		11.46		67.20		5.76		12.70		743.00		0.51	
8/22/2018	7.5	4.77		2.04		3.06		94.00		538.00		88.60		0.29		11.50		67.20		5.92		14.10		780.00		0.59	
Monthly Avg:	4.78	4.78		2.17		3.25		92.95		528.50		85.00		0.23		11.48		67.20		5.84		13.40		761.50		0.55	
Monthly Total in lbs.	364,900		1.74	0.79		1.19		33.92		192.85		31.02		0.08		4.19		24.52		2.13		4.89		277.87		0.20	
9/4/2018	7.7	5.58		2.03		3.05		112.00		680.00		99.30		0.23		12.40		93.70		7.61		18.00		933.00		0.71	
9/18/2018	7.2	5.81		2.10		3.15		107.00		674.00		100.00		0.18		13.10		89.00		7.54		19.10		937.00		0.56	
Monthly Avg:	5.70	5.70		2.07		3.10		109.50		677.00		99.65		0.21		12.75		91.35		7.58		18.55		935.00		0.64	
Monthly Total in lbs.	316,640		1.80	0.65		0.98		34.67		214.37		31.55		0.07		4.04		28.93		2.40		5.87		296.06		0.20	
10/2/2018	6.6	5.93		1.98		2.96		109.00		712.00		106.00		0.15		13.70		82.80		7.63		20.20		963.00		4.94	
10/16/2018	7.4	5.05		2.09		3.13		93.70		649.00		90.30		0.18		12.50		69.20		6.73		17.10		834.00		4.31	
Monthly Avg:	5.49	5.49		2.03		3.05		101.35		680.50		98.15		0.17		13.10		76.00		7.18		18.65		898.50		4.63	
Monthly Total in lbs.	330,360		1.81	0.67		1.01		33.48		224.81		32.42		0.05		4.33		25.11		2.37		6.16		296.83		1.53	
11/6/2018	6.6	5.14		2.10		3.16		91.30		646.00		89.90		0.22		12.80		62.70		5.56		15.70		839.00		4.25	
11/20/2018	7.3	5.68		2.11		3.16		101.00		651.00		104.00		0.22		13.50		64.70		5.96		15.20		833.00		5.11	
Monthly Avg:	5.41	5.41		2.10		3.16		96.15		648.50		96.95		0.22		13.15		63.70		5.76		15.45		836.00		4.68	
Monthly Total in lbs.	371,080		2.01	0.78		1.17		35.68		240.65		35.98		0.08		4.88		23.64		2.14		5.73		310.22		1.74	
12/4/2018	6.2	5.60		2.27		3.41		92.60		598.00		104.00		0.58		12.50		61.40		7.62		13.10		820.00		3.60	
12/18/2018	6.5	5.10		2.36		3.53		79.90		531.00		103.00		0.72		12.10		54.40		7.34		12.00		715.00		8.80	
Monthly Avg:	5.35	5.35		2.31		3.47		86.25		564.50		103.50		0.65		12.30		57.90		7.48		12.55		767.50		6.20	
Monthly Total in lbs.	317,460		1.70	0.73		1.10		27.38		179.21		32.86		0.21		3.90		18.38		2.37		3.98		243.65		1.97	
YEARLY TOTAL LBS	4,116,220		21.55	8.82		14.56		369.65		2333.55		360.67		1.39		47.92		272.68		24.77		62.75		3149.68		14.36	

Bucklin Point Metals Loading from Final Sludge (lbs/yr)

Year	Arsenic	Beryllium	Cadmium	Chromium	Copper	Lead	Mercury	Molybdeum	Nickel	Selenium	Silver	Zinc	Cyanide
1994	16.2		35.4	655.5	3839.7	723.4	84.2		627.6		171.3	4234.5	64.3
1995			35.8	681.0	4306.7	551.8	55.9		539.8		126.2	3495.8	57.6
1996													
1997	16.0		52.9	1177.6	4589.3	1183.6	16.0		1074.4		339.8	4349.4	58.9
1998	12.2		44.8	1263.0	4743.4	1128.3	12.2		977.8		463.4	5838.9	27.7
1999	11.1		44.4	993.6	3906.8	930.3	11.1		716.9		473.0	5945.8	24.3
2000	38.3		60.8	1304.1	5164.7	1073.2	16.8	171.8	1345.4		467.7	7104.0	24.8
2001	57.8	13.6	38.6	1003.3	4132.9	900.1	12.0	167.4	985.3	44.4	371.2	6336.5	33.6
2002	43.7	6.1	27.1	755.0	4565.0	1034.3	18.0	148.9	840.7	37.6	385.8	7226.0	13.3
2003	30.2	6.6	29.2	2669.3	3439.4	772.3	10.0	69.3	868.1	32.1	273.0	5973.1	8.9
2004	27.6	7.3	45.5	851.5	3733.7	739.0	11.6	62.0	794.7	36.1	225.0	6759.2	7.6
2005	18.8	5.9	30.9	969.5	4468.6	682.1	8.9	77.4	781.5	32.5	153.0	5469.7	10.3
2006	25.5	2.0	24.4	2398.8	3657.0	713.0	6.8	37.1	1089.2	33.9	165.4	4953.9	12.0
2007	11.2	5.2	25.7	4143.3	4676.1	633.5	9.3	70.7	1389.7	14.4	177.5	5635.0	22.8
2008	8.9	14.1	23.3	5594.6	4209.5	585.4	36.0	84.7	1568.6	17.4	116.8	5519.0	27.4
2009	18.1	8.2	20.6	1054.3	3132.4	516.6	4.6	79.6	438.2	14.6	62.5	4895.0	19.3
2010	20.7	7.0	17.5	619.0	3075.2	445.7	14.4	74.3	318.1	14.6	58.1	3949.5	17.1
2011	19.3	9.0	13.9	499.9	2159.5	474.2	4.9	90.0	294.1	15.1	66.4	3583.1	14.5
2012	18.2	8.4	13.5	370.6	2502.2	370.7	4.3	84.3	269.2	16.0	56.8	3388.8	24.9
2013	21.1	1.9	11.7	349.5	2493.6	381.4	4.0	45.4	271.9	21.2	54.1	3264.5	19.6
2014	26.6	2.5	11.1	432.7	3268.3	373.4	2.9	51.5	335.1	30.3	57.8	3499.3	19.1
2015	25.4	2.3	7.4	422.7	3125.3	367.9	3.3	49.2	346.2	31.9	54.6	3619.9	21.8
2016	24.1	2.2	5.8	397.4	2872.2	365.9	3.9	54.1	347.5	28.4	80.7	3620.5	17.9
2017	19.4	2.2	7.1	678.0	2497.0	324.5	2.3	45.3	520.9	26.9	61.2	3191.8	10.5
2018	21.6	8.8	14.6	369.7	2333.5	360.7	1.4	47.9	272.7	24.8	62.8	3149.7	14.4

*Beryllium, cadmium, and molybdenum laboratory calculation methodology was modified between 2017-2018

SEPTAGE DATA

BUCKLIN POINT

Septage Monitoring Data - 2018 Results in ppb

Sample No.	Date	Cd	Cd (MDL)	Cr	Cr (MDL)	Cu	Cu (MDL)	Pb	Pb (MDL)	Ni	Ni (MDL)	Ag	Ag (MDL)	Zn	Zn (MDL)
BB93184	1/2/2018	<0.015	0.015	<0.075	0.075	1.964	0.02	0.083	0.075	0.061	0.05	<0.040	0.04	4.224	0.06
BB93185	1/3/2018	<0.015	0.015	<0.075	0.075	6.710	0.02	0.138	0.075	<0.050	0.05	<0.040	0.04	6.736	0.06
BB93962	1/10/2018	0.055	0.015	0.135	0.075	4.505	0.02	0.227	0.075	0.132	0.05	<0.040	0.04	12.701	0.06
BB93961	1/11/2018	0.015	0.015	0.076	0.075	11.343	0.02	0.253	0.075	0.150	0.05	<0.040	0.04	14.399	0.06
BB93960	1/12/2018	0.021	0.015	0.284	0.075	15.374	0.02	1.414	0.075	0.251	0.05	<0.040	0.04	15.565	0.06
BB94457	1/17/2018	<0.015	0.015	<0.075	0.075	2.980	0.02	0.222	<0.075	0.052	0.05	<0.040	0.04	4.240	0.06
BB94458	1/18/2018	<0.015	0.015	<0.075	0.075	2.895	0.02	0.076	0.075	<0.050	0.05	<0.040	0.04	4.005	0.06
BB94459	1/19/2018	0.050	0.015	0.150	0.075	8.985	0.02	1.946	0.075	0.248	0.05	0.065	0.04	26.015	0.3
BB95141	1/23/2018	0.019	0.015	<0.075	0.075	8.220	0.02	0.168	0.075	0.166	0.05	<0.040	0.04	8.993	0.06
BB95140	1/24/2018	0.029	0.015	0.098	0.075	16.915	0.02	1.105	0.075	0.161	0.05	<0.040	0.04	16.347	0.06
BB95139	1/26/2018	<0.015	0.015	<0.075	0.075	3.331	0.02	0.167	0.075	0.066	0.05	<0.040	0.04	5.217	0.06
BB95980	1/29/2018	0.023	0.015	0.077	0.075	26.073	0.02	0.485	0.075	0.180	0.05	<0.040	0.04	16.873	0.06
BB95981	1/31/2018	<0.015	0.015	<0.075	0.075	5.907	0.02	0.215	0.075	0.094	0.05	<0.040	0.04	8.532	0.06
BB95982	2/2/2018	0.021	0.015	0.082	0.075	8.810	0.02	0.287	0.075	0.210	0.05	<0.040	0.04	10.839	0.06
BB96266	2/6/2018	<0.015	0.015	<0.075	0.075	7.537	0.02	0.164	0.075	0.081	0.05	<0.040	0.04	7.199	0.06
BB96265	2/7/2018	3.600	0.015	0.221	0.075	47.325	0.1	4.400	0.075	0.296	0.05	0.091	0.04	33.035	0.3
BB96264	2/8/2018	0.083	0.015	<0.075	0.075	3.995	0.02	0.217	0.075	0.070	0.05	<0.040	0.04	8.048	0.06
BB96881	2/14/2018	<0.015	0.015	<0.075	0.075	4.380	0.02	0.249	0.075	0.077	0.05	<0.040	0.04	8.983	0.06
BB96882	2/15/2018	0.030	0.015	0.096	0.075	10.941	0.02	0.386	0.075	0.182	0.05	<0.040	0.04	15.339	0.06
BB96883	2/16/2018	0.020	0.015	<0.075	0.075	6.980	0.02	0.185	<0.075	0.088	0.05	<0.040	0.04	7.816	0.06
BB97530	2/21/2018	0.022	0.015	0.192	0.075	8.514	0.02	0.346	0.075	0.149	0.05	0.054	0.04	12.338	0.06
BB97531	2/22/2018	0.036	0.015	0.125	0.075	11.364	0.02	1.195	0.075	0.239	0.05	<0.040	0.04	17.861	0.06
BB97532	2/23/2018	<0.015	0.015	<0.075	0.075	5.880	0.02	0.148	0.075	0.052	0.05	<0.040	0.04	5.992	0.06
BB98062	2/28/2018	<0.015	0.015	<0.075	0.075	10.047	0.02	0.380	0.075	0.090	0.05	<0.040	0.04	8.921	0.06
BB98063	3/1/2018	<0.015	0.015	<0.075	0.075	0.918	0.02	<0.075	0.075	<0.050	0.05	<0.200	0.2	1.985	0.06
BB98064	3/2/2018	<0.015	0.015	<0.075	0.075	3.682	0.02	0.094	0.075	0.051	0.05	<0.040	0.04	4.802	0.06
BB98813	3/5/2018	<0.015	0.015	<0.075	0.075	4.666	0.02	0.247	0.075	0.079	0.05	<0.040	0.04	6.556	0.06
BB98814	3/6/2018	<0.015	0.015	<0.075	0.075	4.929	0.02	0.180	0.075	0.064	0.05	<0.040	0.04	7.231	0.06
BB98815	3/7/2018	<0.015	0.015	<0.075	0.075	8.218	0.02	0.311	0.075	0.104	0.05	<0.040	0.04	9.555	0.06
BB99312	3/12/2018	0.0396	0.015	0.0851	0.075	7.2337	0.02	0.2291	0.075	0.1117	0.05	<0.0400	0.04	12.8194	0.06
BB99313	3/15/2018	0.0161	0.015	<0.0750	0.075	10.1357	0.02	0.3006	0.075	0.1261	0.05	<0.0400	0.04	13.5273	0.06
BB99314	3/16/2018	0.0330	0.015	0.1492	0.075	15.9880	0.02	0.6224	0.075	0.2075	0.05	<0.0400	0.04	20.5532	0.06
BC00019	3/21/2018	<0.0150	0.015	<0.0750	0.075	3.6013	0.02	0.1571	0.075	0.0773	0.05	0.0435	0.04	8.2146	0.06
BC00018	3/23/2018	0.0260	0.015	0.0801	0.075	9.0148	0.02	0.6415	0.075	0.1329	0.05	<0.0400	0.04	12.6013	0.06
BC00017	3/24/2018	<0.0150	0.015	<0.0750	0.075	0.6325	0.02	<0.0750	0.075	0.0816	0.05	<0.0400	0.04	2.2850	0.06
BC00569	3/29/2018	<0.0150	0.015	<0.0750	0.075	4.8581	0.02	0.3123	0.075	0.0687	0.05	<0.0400	0.04	9.3395	0.06
BC00570	3/30/2018	<0.0150	0.015	<0.0750	0.075	2.8159	0.02	0.0917	0.075	<0.0500	0.05	<0.0400	0.04	6.2804	0.06
BC00571	3/31/2018	0.0150	0.015	<0.0750	0.075	7.3094	0.02	0.3381	0.075	0.0953	0.05	<0.0400	0.04	11.2716	0.06
BC01227	4/2/2018	<0.0150	0.015	<0.0750	0.075	6.3941	0.02	0.2632	0.075	0.1030	0.05	0.0438	0.04	13.5592	0.06
BC01228	4/3/2018	<0.0150	0.015	<0.0750	0.075	1.0114	0.02	0.0988	0.075	<0.0500	0.05	<0.0400	0.04	5.9846	0.06
BC01229	4/4/2018	0.0295	0.015	<0.0750	0.075	8.2578	0.02	1.3842	0.075	0.1207	0.05	<0.0400	0.04	15.2871	0.06
BC01677	4/12/2018	<0.015	0.015	<0.075	0.075	4.451	0.02	0.148	0.075	0.061	0.05	<0.040	0.04	7.042	0.06
BC01676	4/13/2018	<0.015	0.015	<0.075	0.075	4.466	0.02	0.224	0.075	0.091	0.05	<0.040	0.04	7.969	0.06
BC01675	4/14/2018	<0.015	0.015	<0.075	0.075	2.996	0.02	<0.075	0.075	<0.050	0.05	<0.040	0.04	4.484	0.06

Septage Monitoring Data - 2018 Results in ppb

Sample No.	Date	Cd	Cd (MDL)	Cr	Cr (MDL)	Cu	Cu (MDL)	Pb	Pb (MDL)	Ni	Ni (MDL)	Ag	Ag (MDL)	Zn	Zn (MDL)
BC02283	4/17/2018	0.038	0.015	<0.075	0.075	5.704	0.02	1.293	0.075	0.087	0.05	<0.040	0.04	8.896	0.06
BC02282	4/18/2018	<0.015	0.015	<0.075	0.075	0.774	0.02	<0.075	0.075	<0.050	0.05	<0.040	0.04	3.924	0.06
BC02396	4/19/2018	<0.015	0.015	<0.075	0.075	3.565	0.02	0.133	0.075	0.050	0.05	<0.040	0.04	5.679	0.06
BC02397	4/20/2018	0.015	0.015	0.097	0.075	10.278	0.02	0.271	0.075	0.125	0.05	<0.040	0.04	11.334	0.06
BC02398	4/21/2018	<0.015	0.015	<0.075	0.075	0.606	0.02	<0.075	0.075	<0.050	0.05	<0.040	0.04	1.132	0.06
BC02935	4/26/2018	0.015	0.015	<0.075	0.075	6.161	0.02	0.265	0.075	0.105	0.05	<0.040	0.04	9.976	0.06
BC02936	4/27/2018	<0.015	0.015	<0.075	0.075	4.862	0.02	0.253	0.075	0.074	0.05	<0.040	0.04	6.930	0.06
BC02937	4/28/2018	<0.015	0.015	<0.075	0.075	0.485	0.02	<0.075	0.075	<0.050	0.05	<0.040	0.04	0.893	0.06
BC03625	4/30/2018	<0.015	0.015	<0.075	0.075	3.165	0.02	0.077	0.075	<0.050	0.05	<0.040	0.04	4.475	0.06
BC03624	5/2/2018	0.135	0.015	0.155	0.075	24.417	0.02	0.680	0.075	0.239	0.05	0.436	0.04	17.812	0.06
BC03623	5/4/2018	<0.015	0.015	<0.075	0.075	4.606	0.02	0.133	0.075	0.065	0.05	<0.040	0.04	6.843	0.06
BC04244	5/9/2018	0.015	0.015	<0.075	0.075	5.598	0.02	0.454	0.075	0.090	0.05	<0.040	0.04	8.491	0.06
BC04245	5/10/2018	<0.015	0.015	<0.075	0.075	2.733	0.02	0.091	0.075	<0.050	0.05	<0.040	0.04	3.560	0.06
BC04246	5/11/2018	0.020	0.015	<0.075	0.075	9.395	0.02	0.379	0.075	0.140	0.05	<0.040	0.04	13.946	0.06
BC04903	5/17/2018	<0.015	0.015	<0.075	0.075	0.440	0.02	<0.075	0.075	<0.050	0.05	<0.040	0.04	3.474	0.06
BC04904	5/18/2018	<0.015	0.015	<0.075	0.075	1.094	0.02	<0.075	0.075	<0.050	0.05	<0.040	0.04	6.815	0.06
BC04905	5/19/2018	<0.015	0.015	<0.075	0.075	1.830	0.02	<0.075	0.075	<0.050	0.05	<0.040	0.04	3.379	0.06
BC04643	5/21/2018	<0.015	0.015	<0.075	0.075	7.383	0.02	0.184	0.075	0.083	0.05	<0.040	0.04	10.842	0.06
BC04642	5/22/2018	<0.015	0.015	<0.075	0.075	4.487	0.02	0.349	0.075	0.079	0.05	<0.040	0.04	7.554	0.06
BC04641	5/23/2018	<0.015	0.015	<0.075	0.075	2.898	0.02	0.256	0.075	0.085	0.05	<0.040	0.04	10.155	0.06
BC06066	5/29/2018	0.016	0.015	<0.075	0.075	11.339	0.02	0.418	0.075	0.128	0.05	<0.040	0.04	12.224	0.06
BC06067	5/30/2018	<0.015	0.015	<0.075	0.075	5.496	0.02	0.210	0.075	0.112	0.05	<0.040	0.04	12.881	0.06
BC06068	5/31/2018	<0.015	0.015	<0.075	0.075	3.442	0.02	0.177	0.075	0.070	0.05	<0.040	0.04	7.447	0.06
CA00545-BP-SEPTAGE	6/4/2018	0.02517	0.015	0.1007	0.075	13.31	0.02	0.5644	0.075	0.1362	0.05	<0.025	0.025	22.30	0.06
CA00546-BP-SEPTAGE	6/8/2018	<0.015	0.015	<0.075	0.075	3.986	0.02	0.4164	0.075	0.1632	0.05	<0.025	0.025	6.130	0.06
CA00547-BP-SEPTAGE	6/9/2018	<0.015	0.015	<0.075	0.075	1.784	0.02	0.1042	0.075	<0.050	0.05	<0.025	0.025	3.231	0.06
CA00544-BP-SEPTAGE	6/12/2018	<0.015	0.015	<0.075	0.075	4.166	0.02	0.2592	0.075	0.06266	0.05	<0.025	0.025	7.164	0.06
CA00542-BP-SEPTAGE	6/15/2018	<0.015	0.015	<0.075	0.075	4.209	0.02	0.4651	0.075	0.09569	0.05	<0.025	0.025	8.889	0.06
CA00543-BP-SEPTAGE	6/16/2018	<0.015	0.015	<0.075	0.075	2.132	0.02	0.1033	0.075	0.05820	0.05	0.03410	0.025	5.255	0.06
CA00977-BP-SEPTAGE	6/19/2018	0.01705	0.015	0.1021	0.075	12.01	0.02	0.4404	0.075	0.1295	0.05	<0.025	0.025	14.08	0.06
CA00978-BP-SEPTAGE	6/20/2018	0.01531	0.015	<0.075	0.075	7.458	0.02	0.3088	0.075	0.1026	0.05	<0.025	0.025	11.48	0.06
CA00979-BP-SEPTAGE	6/22/2018	<0.015	0.015	<0.075	0.075	0.7040	0.02	<0.075	0.075	0.06522	0.05	<0.025	0.025	1.567	0.06
CA01418-BP-SEPTAGE	6/25/2018	0.03326	0.015	0.09715	0.075	9.755	0.02	0.5726	0.075	0.1451	0.05	0.02789	0.025	15.18	0.06
CA01417-BP-SEPTAGE	6/28/2018	<0.015	0.015	<0.075	0.075	4.529	0.02	0.1224	0.075	0.05428	0.05	<0.025	0.025	4.050	0.06
CA01416-BP-SEPTAGE	6/30/2018	<0.015	0.015	<0.075	0.075	5.450	0.02	0.2797	0.075	0.1172	0.05	<0.025	0.025	7.262	0.06
CA01520-BP-SEPTAGE	7/2/2018	<0.015	0.015	<0.075	0.075	0.4682	0.02	<0.075	0.075	<0.050	0.05	<0.025	0.025	1.830	0.06
CA01519-BP-SEPTAGE	7/5/2018	<0.015	0.015	<0.075	0.075	2.253	0.02	0.1748	0.075	<0.050	0.05	<0.025	0.025	5.166	0.06
CA01521-BP-SEPTAGE	7/6/2018	0.03725	0.015	0.1315	0.075	15.96	0.02	0.3942	0.075	0.2445	0.05	0.02794	0.025	16.62	0.06
CA02118-BP-SEPTAGE	7/9/2018	0.03328	0.015	0.1298	0.075	11.23	0.02	0.4485	0.075	0.2264	0.05	0.04012	0.025	11.51	0.06
CA02119-BP-SEPTAGE	7/10/2018	<0.015	0.015	<0.075	0.075	0.9188	0.02	<0.075	0.075	<0.050	0.05	<0.025	0.025	2.600	0.06
CA02120-BP-SEPTAGE	7/11/2018	<0.015	0.015	<0.075	0.075	1.698	0.02	<0.075	0.075	<0.050	0.05	<0.025	0.025	3.846	0.06
CA02555-BP-SEPTAGE	7/17/2018	0.01538	0.015	<0.075	0.075	5.175	0.02	0.2295	0.075	0.1085	0.05	0.02538	0.025	5.702	0.06
CA02556-BP-SEPTAGE	7/18/2018	<0.015	0.015	<0.075	0.075	1.223	0.02	<0.075	0.075	<0.050	0.05	<0.025	0.025	1.969	0.06
CA02557-BP-SEPTAGE	7/19/2018	<0.015	0.015	<0.075	0.075	1.731	0.02	<0.075	0.075	<0.050	0.05	<0.025	0.025	3.405	0.06
CA03052-BP-SEPTAGE	7/25/2018	0.03579	0.015	0.4104	0.075	8.362	0.02	1.030	0.075	0.2848	0.05	<0.025	0.025	19.30	0.06
CA03053-BP-SEPTAGE	7/26/2018	<0.015	0.015	<0.075	0.075	7.571	0.02	0.1187	0.075	<0.050	0.05	<0.025	0.025	2.857	0.06
CA03054-BP-SEPTAGE	7/27/2018	0.01692	0.015	<0.075	0.075	18.36	0.02	0.7423	0.075	0.1306	0.05	<0.025	0.025	22.91	0.06

Septage Monitoring Data - 2018 Results in ppb

Sample No.	Date	Cd	Cd (MDL)	Cr	Cr (MDL)	Cu	Cu (MDL)	Pb	Pb (MDL)	Ni	Ni (MDL)	Ag	Ag (MDL)	Zn	Zn (MDL)
CA03390-BP-SEPTAGE	7/30/2018	<0.015	0.015	<0.075	0.075	0.6343	0.02	<0.075	0.075	<0.050	0.05	<0.025	0.025	0.8497	0.06
CA03391-BP-SEPTAGE	7/31/2018	0.04431	0.015	0.5261	0.075	14.48	0.02	1.096	0.075	0.3878	0.05	0.1340	0.025	21.62	0.06
CA03392-BP-SEPTAGE	8/1/2018	<0.015	0.015	<0.075	0.075	1.052	0.02	<0.075	0.075	<0.050	0.05	<0.025	0.025	1.402	0.06
CA03942-BP-SEPTAGE	8/7/2018	<0.015	0.015	0.07920	0.075	13.44	0.02	0.5045	0.075	0.1320	0.05	<0.025	0.025	17.82	0.06
CA03943-BP-SEPTAGE	8/9/2018	<0.015	0.015	<0.075	0.075	0.3206	0.02	<0.075	0.075	<0.050	0.05	<0.025	0.025	2.758	0.06
CA03944-BP-SEPTAGE	8/11/2018	<0.015	0.015	<0.075	0.075	0.3677	0.02	<0.075	0.075	<0.050	0.05	<0.025	0.025	2.823	0.06
CA04279-BP-SEPTAGE	8/14/2018	0.01955	0.015	0.09082	0.075	15.76	0.02	0.2975	0.075	0.1494	0.05	0.04029	0.025	19.17	0.06
CA04280-BP-SEPTAGE	8/15/2018	<0.015	0.015	<0.075	0.075	2.123	0.02	0.1843	0.075	0.05463	0.05	<0.025	0.025	7.443	0.06
CA04281-BP-SEPTAGE	8/16/2018	0.01967	0.015	<0.075	0.075	5.954	0.02	0.8602	0.075	0.1704	0.05	<0.025	0.025	32.33	0.3
CA04771-BP-SEPTAGE	8/20/2018	0.02827	0.015	0.1481	0.075	15.93	0.02	1.011	0.075	0.2252	0.05	0.03099	0.025	21.57	0.06
CA04772-BP-SEPTAGE	8/22/2018	0.01541	0.015	<0.075	0.075	3.499	0.02	0.1639	0.075	0.09103	0.05	<0.025	0.025	6.200	0.06
CA04773-BP-SEPTAGE	8/25/2018	<0.015	0.015	<0.075	0.075	1.664	0.02	0.1119	0.075	0.08213	0.05	<0.025	0.025	4.551	0.06
CA05155-BP-SEPTAGE	8/28/2018	<0.015	0.015	<0.075	0.075	7.943	0.02	0.2796	0.075	0.1269	0.05	<0.025	0.025	12	0.06
CA05156-BP-SEPTAGE	8/29/2018	0.03765	0.015	0.1056	0.075	11.75	0.02	1.547	0.075	0.1602	0.05	0.2635	0.025	20.09	0.06
CA05157-BP-SEPTAGE	8/30/2018	0.02033	0.015	0.1083	0.075	15.06	0.02	0.3281	0.075	0.1564	0.05	0.03936	0.025	14.26	0.06
CA05645-BP-SEPTAGE	9/4/2018	<0.015	0.015	<0.075	0.075	0.2223	0.02	<0.075	0.075	<0.050	0.05	<0.025	0.025	1.142	0.06
CA05644-BP-SEPTAGE	9/6/2018	0.03649	0.015	0.08869	0.075	7.168	0.02	0.2691	0.075	0.1417	0.05	<0.025	0.025	17.32	0.06
CA05643-BP-SEPTAGE	9/8/2018	<0.015	0.015	<0.075	0.075	0.3489	0.02	<0.075	0.075	<0.050	0.05	<0.025	0.025	1.624	0.06
CA06065-BP-SEPTAGE	9/11/2018	<0.015	0.015	<0.075	0.075	0.7681	0.02	<0.075	0.075	<0.050	0.05	<0.025	0.025	3.180	0.06
CA06064-BP-SEPTAGE	9/13/2018	0.01677	0.015	<0.075	0.075	8.535	0.02	0.2596	0.075	0.1496	0.05	<0.025	0.025	37.07	0.3
CA06063-BP-SEPTAGE	9/15/2018	<0.015	0.015	<0.075	0.075	1.069	0.02	<0.075	0.075	<0.050	0.05	<0.025	0.025	3.217	0.06
CA06567-BP-SEPTAGE	9/17/2018	<0.015	0.015	<0.075	0.075	1.402	0.02	0.1089	0.075	<0.050	0.05	<0.025	0.025	3.389	0.06
CA06568-BP-SEPTAGE	9/19/2018	<0.015	0.015	<0.075	0.075	4.900	0.02	0.1688	0.075	0.09531	0.05	<0.025	0.025	20.91	0.06
CA06569-BP-SEPTAGE	9/21/2018	<0.015	0.015	<0.075	0.075	1.663	0.02	0.1475	0.075	0.05971	0.05	<0.025	0.025	4.926	0.06
CA06969-BP-SEPTAGE	9/25/2018	0.01600	0.015	<0.075	0.075	4.192	0.02	0.1594	0.075	0.1582	0.05	<0.025	0.025	15.71	0.06
CA06970-BP-SEPTAGE	9/28/2018	<0.015	0.015	<0.075	0.075	2.396	0.02	0.08207	0.075	0.1281	0.05	<0.025	0.025	16.59	0.06
CA06971-BP-SEPTAGE	9/29/2018	<0.015	0.015	<0.075	0.075	0.3228	0.02	<0.075	0.075	<0.050	0.05	<0.025	0.025	1.715	0.06
CA07546-BP-SEPTAGE	10/1/2018	<0.015	0.015	<0.075	0.075	1.782	0.02	<0.075	0.075	<0.050	0.05	<0.025	0.025	1.778	0.06
CA07545-BP-SEPTAGE	10/4/2018	<0.015	0.015	<0.075	0.075	0.5617	0.02	<0.075	0.075	<0.050	0.05	<0.025	0.025	1.380	0.06
CA07544-BP-SEPTAGE	10/6/2018	<0.015	0.015	<0.075	0.075	0.5475	0.02	<0.075	0.075	<0.050	0.05	<0.025	0.025	1.216	0.06
CA07868-BP-SEPTAGE	10/9/2018	<0.015	0.015	<0.075	0.075	0.7964	0.02	<0.075	0.075	<0.050	0.05	<0.025	0.025	2.567	0.06
CA07869-BP-SEPTAGE	10/11/2018	0.04428	0.015	0.3756	0.075	39.37	0.02	0.6706	0.075	0.4102	0.05	0.06527	0.025	53.78	0.3
CA07870-BP-SEPTAGE	10/13/2018	0.06248	0.015	0.3316	0.075	55.73	0.1	1.351	0.075	0.4234	0.05	0.1374	0.025	35.69	0.3
CA08403-BP-SEPTAGE	10/18/2018	0.01887	0.015	0.1553	0.075	22.08	0.02	0.4422	0.075	0.1539	0.05	0.04316	0.025	20.35	0.06
CA08404-BP-SEPTAGE	10/19/2018	<0.015	0.015	<0.075	0.075	9.424	0.02	0.1635	0.075	0.08510	0.05	<0.025	0.025	20.59	0.06
CA08405-BP-SEPTAGE	10/20/2018	0.03307	0.015	0.1909	0.075	14.94	0.02	1.081	0.075	0.2097	0.05	0.03715	0.025	26.50	0.3
CA08787-BP-SEPTAGE	10/23/2018	0.01868	0.015	0.08973	0.075	15.43	0.02	0.5764	0.075	0.1425	0.05	0.03043	0.025	17.83	0.06
CA08788-BP-SEPTAGE	10/25/2018	<0.015	0.015	<0.075	0.075	2.735	0.02	0.2232	0.075	0.06025	0.05	<0.025	0.025	7.244	0.06
CA08789-BP-SEPTAGE	10/27/2018	0.02203	0.015	0.08825	0.075	8.674	0.02	0.5212	0.075	0.1537	0.05	0.04453	0.025	19.14	0.06
CA09284-BP-SEPTAGE	10/30/2018	<0.015	0.015	<0.075	0.075	6.571	0.02	0.3241	0.075	0.06949	0.05	<0.025	0.025	9.609	0.06
CA09285-BP-SEPTAGE	11/1/2018	<0.015	0.015	0.08113	0.075	3.998	0.02	0.2950	0.075	0.1263	0.05	<0.025	0.025	14.24	0.06
CA09286-BP-SEPTAGE	11/3/2018	<0.015	0.015	<0.075	0.075	4.742	0.02	0.08846	0.075	<0.050	0.05	<0.025	0.025	7.048	0.06
CA09504-BP-SEPTAGE	11/5/2018	<0.015	0.015	<0.075	0.075	1.129	0.02	0.2602	0.075	<0.050	0.05	<0.025	0.025	4.576	0.06
CA09505-BP-SEPTAGE	11/7/2018	<0.015	0.015	<0.075	0.075	1.890	0.02	0.1598	0.075	0.06234	0.05	<0.025	0.025	6.049	0.06
CA09506-BP-SEPTAGE	11/9/2018	<0.015	0.015	<0.075	0.075	5.490	0.02	0.08791	0.075	<0.050	0.05	<0.025	0.025	6.289	0.06
CA10283-BP-SEPTAGE	11/13/2018	<0.015	0.015	<0.075	0.075	0.2345	0.02	<0.075	0.075	<0.050	0.05	<0.025	0.025	0.7698	0.06
CA10284-BP-SEPTAGE	11/14/2018	<0.015	0.015	<0.075	0.075	1.587	0.02	0.08035	0.075	<0.050	0.05	0.02724	0.025	4.365	0.06

Septage Monitoring Data - 2018 Results in ppb

Sample No.	Date	Cd	Cd (MDL)	Cr	Cr (MDL)	Cu	Cu (MDL)	Pb	Pb (MDL)	Ni	Ni (MDL)	Ag	Ag (MDL)	Zn	Zn (MDL)
CA10285-BP-SEPTAGE	11/15/2018	<0.015	0.015	<0.075	0.075	1.943	0.02	0.09983	0.075	0.05858	0.05	0.03485	0.025	5.408	0.06
CA10624-BP-SEPTAGE	11/20/2018	<0.015	0.015	<0.075	0.075	4.457	0.02	0.3657	0.075	0.06046	0.05	<0.025	0.025	5.467	0.06
CA10625-BP-SEPTAGE	11/21/2018	<0.015	0.015	<0.075	0.075	0.4762	0.02	<0.075	0.075	<0.050	0.05	<0.025	0.025	1.418	0.06
CA10626-BP-SEPTAGE	11/23/2018	0.02115	0.015	0.07971	0.075	9.597	0.02	0.7516	0.075	0.1439	0.05	<0.025	0.025	13.10	0.06
CA11225-BP-SEPTAGE	11/26/2018	<0.015	0.015	<0.075	0.075	2.113	0.02	0.1153	0.075	<0.050	0.05	<0.025	0.025	5.776	0.06
CA11224-BP-SEPTAGE	11/28/2018	<0.015	0.015	<0.075	0.075	3.572	0.02	0.1516	0.075	0.07379	0.05	<0.025	0.025	6.836	0.06
CA11223-BP-SEPTAGE	12/1/2018	<0.015	0.015	<0.075	0.075	1.222	0.02	<0.075	0.075	<0.050	0.05	<0.025	0.025	1.922	0.06
CA11667-BP-SEPTAGE	12/5/2018	<0.015	0.015	<0.075	0.075	0.4672	0.02	<0.075	0.075	<0.050	0.05	<0.025	0.025	0.8974	0.06
CA11668-BP-SEPTAGE	12/6/2018	0.03958	0.015	0.1190	0.075	41.21	0.02	0.9378	0.075	0.1902	0.05	0.07445	0.025	16.67	0.06
CA11666-BP-SEPTAGE	12/8/2018	<0.015	0.015	<0.075	0.075	5.720	0.02	0.1146	0.075	0.07134	0.05	<0.025	0.025	6.497	0.06
CA12091-BP-SEPTAGE	12/10/2018	<0.015	0.015	<0.075	0.075	0.6617	0.02	<0.075	0.075	<0.050	0.05	<0.025	0.025	1.054	0.06
CA12092-BP-SEPTAGE	12/11/2018	<0.015	0.015	<0.075	0.075	1.791	0.02	<0.075	0.075	<0.050	0.05	<0.025	0.025	2.877	0.06
CA12093-BP-SEPTAGE	12/12/2018	<0.015	0.015	<0.075	0.075	3.005	0.02	0.1591	0.075	0.08870	0.05	0.3081	0.025	9.910	0.06
CA12553-BP-SEPTAGE	12/17/2018	<0.015	0.015	<0.075	0.075	0.9355	0.02	<0.075	0.075	<0.050	0.05	<0.025	0.025	0.8410	0.06
CA12554-BP-SEPTAGE	12/18/2018	<0.015	0.015	<0.075	0.075	0.4212	0.02	<0.075	0.075	<0.050	0.05	<0.025	0.025	0.9259	0.06
CA12555-BP-SEPTAGE	12/19/2018	<0.015	0.015	<0.075	0.075	6.525	0.02	<0.075	0.075	0.1063	0.05	<0.025	0.025	4.845	0.06
CA13047-BP-SEPTAGE	12/26/2018	<0.015	0.015	<0.075	0.075	0.8784	0.02	<0.075	0.075	<0.050	0.05	<0.025	0.025	1.539	0.06
CA13048-BP-SEPTAGE	12/27/2018	<0.015	0.015	<0.075	0.075	1.190	0.02	0.08980	0.075	0.05004	0.05	<0.025	0.025	4.393	0.06
CA13049-BP-SEPTAGE	12/28/2018	<0.015	0.015	<0.075	0.075	0.5691	0.02	<0.075	0.075	<0.050	0.05	<0.025	0.025	1.596	0.06
CA13455-BP-SEPTAGE	12/31/2018	<0.015	0.015	<0.075	0.075	2.646	0.02	0.1692	0.075	0.06931	0.05	<0.025	0.025	9.482	0.06

RIVER MONITORING DATA

River Fecal Data 2018
(MPN/100mL)

Date	Woonasquatucket River						West River			Providence River	Seekonk River
	S-9- Manton Ave.	S-8D - Parking Bridge Olneyville	S-8C- Delaine St.	S-7B- Pleasant Valley Pkwy.	S-7A- Kinsley St.	W7C-Eagle Street	S-10- Douglas Ave. Bridge	S-10-B Veazie St. Bridge	S-11-West River St. Bridge	S-12- Crawford St. Bridge	SR-5A Pitman Street
1/2/2018	30.0	40.0	70.0								150.0
1/3/2018						<30					
1/8/2018	40.0	<30		40.0							
1/9/2018					<30		<30	90.0			
1/16/2018	230.0	230.0	30.0	230.0	230.0	60.0				430.0	
1/17/2018					150.0	230.0	390.0	90.0	230.0	90.0	
1/22/2018	40.0	150.0	40.0	90.0	70.0	34.6				230.0	230.0
1/23/2018					430.0	930.0	70.0	40.0	230.0	750.0	
1/29/2018	<30	90.0	40.0	<30	90.0	34.6				930.0	
1/31/2018					40.0	<30	40.0	<30	40.0	40.0	
2/5/2018	230.0	430.0	750.0	430.0	210.0	150.0				430.0	1500.0
2/6/2018					90.0	40.0	<30	40.0	90.0	230.0	
2/12/2018	90.0	40.0	40.0	40.0	90.0	34.6				90.0	
2/13/2018					40.0	<30	<30	<30	40.0	230.0	
2/19/2018	40.0	<30	40.0	40.0	<30	45.8				40.0	
2/20/2018					90.0	40.0	<30	90.0	90.0	40.0	
2/26/2018	40.0	90.0	70.0	40.0	40.0	90.0				40.0	
2/27/2018					90.0	90.0	40.0	150.0	40.0	150.0	
3/5/2018	230.0	750.0	230.0	230.0	750.0	116.2				230.0	
3/6/2018					230.0	230.0	390.0	150.0	70.0	150.0	
3/12/2018	40.0	<30	40.0	40.0	40.0	<30				150.0	
3/14/2018					40.0	40.0	40.0	<30	40.0	90.0	
3/19/2018	<30	<30	<30	40.0	40.0	60.0				<30	
3/20/2018					40.0	40.0	40.0	<30	<30	90.0	
3/26/2018	<30	150.0	<30	<30	90.0	60.0				90.0	
3/27/2018					<30	40.0	<30	<30	70.0	40.0	
4/2/2018	40.0	40.0	90.0	230.0	230.0	<30				430.0	
4/3/2018					<30	40.0	<30	<30	430.0	30.0	
4/9/2018	<30	<30	70.0	230.0	<30	<30				230.0	
4/10/2018					40.0	<30	4300.0	430.0	930.0	40.0	
4/12/2018							90.0	140.0	230.0		
4/16/2018	<30	150.0	430.0	430.0	750.0	415.3				1500.0	
4/17/2018					430.0	430.0	90.0	230.0	150.0	1500.0	
4/23/2018	90.0	40.0	90.0	<30	90.0	34.6				230.0	
4/24/2018					40.0	<30	40.0	<30	90.0	90.0	
4/30/2018	40.0	70.0	<30	<30	<30	<30				40.0	
5/1/2018					40.0	90.0	40.0	70.0	430.0	90.0	
5/7/2018	230.0	110.0	230.0	70.0	430.0	143.9				390.0	
5/8/2018					90.0	230.0	230.0	150.0	230.0	430.0	
5/14/2018	90.0	430.0	230.0	150.0	210.0	185.7				150.0	40.0
5/15/2018					430.0	430.0	40.0	90.0	2300.0	430.0	
5/21/2018	430.0	430.0	310.0	390.0	430.0	254.0				2300.0	
5/22/2018					430.0	230.0	230.0	430.0	230.0	430.0	
5/29/2018	90.0	930.0	430.0	230.0	230.0	314.5				230.0	40.0
5/30/2018					230.0	930.0	90.0	430.0	230.0	390.0	

River Fecal Data 2018
(MPN/100mL)

Date	Woonasquatucket River						West River			Providence River	Seekonk River
	S-9- Manton Ave.	S-8D - Parking Bridge Olneyville	S-8C- Delaine St.	S-7B- Pleasant Valley Pkwy.	S-7A- Kinsley St.	W7C-Eagle Street	S-10- Douglas Ave. Bridge	S-10-B Veazie St. Bridge	S-11-West River St. Bridge	S-12- Crawford St. Bridge	SR-5A Pitman Street
6/4/2018	90.0	930.0	930.0	24000.0	4300.0	46000.0				4300.0	
6/5/2018					2300.0	2300.0	4300.0	2300.0	9300.0	2300.0	
6/11/2018	230.0	230.0	430.0	930.0	930.0	293.3				930.0	
6/12/2018					2300.0	230.0	4300.0	750.0	1500.0	4300.0	
6/18/2018	90.0	430.0	430.0	930.0	430.0	430.0				430.0	90.0
6/19/2018					4300.0	2300.0	4300.0	2300.0	4300.0	7500.0	
6/25/2018	930.0	930.0	2300.0	4300.0	46000.0	3144.8				46000.0	40.0
6/26/2018					2100.0	930.0	750.0	930.0	9300.0	2300.0	
7/2/2018	430.0	4300.0	930.0	930.0	2300.0	1462.5				2300.0	40.0
7/3/2018					2300.0	1500.0	2300.0	930.0	2300.0	2300.0	
7/9/2018	90.0	430.0	430.0	4300.0	930.0	632.4				750.0	
7/10/2018					9300.0	2300.0	2300.0	430.0	4300.0	750.0	
7/12/2018				4300.0	230.0	430.0	430.0		15000.0		
7/16/2018	430.0	9300.0	110000.0	>240000	>240000	14939.9				>240000	1500.0
7/17/2018					1500.0	4300.0	430.0	230.0	930.0	2300.0	
7/23/2018	930.0	1500.0	230.0	2300.0	4300.0	1999.7				7500.0	750.0
7/24/2018					2300.0	1500.0	1500.0	930.0	930.0	2300.0	
7/30/2018	40.0	230.0	230.0	2300.0	2300.0	587.4				930.0	
7/31/2018					430.0	430.0	430.0	430.0	1500.0	750.0	
8/6/2018	90.0	230.0	4300.0	9300.0	2300.0	1462.5				3900.0	
8/7/2018					4300.0	930.0	930.0	930.0	930.0	4300.0	
8/14/2018	930.0	24000.0	6400.0	9300.0	21000.0	4095.1				230.0	2300.0
8/15/2018					9300.0	750.0	4300.0	930.0	2300.0	430.0	
8/20/2018	280.0	2300.0	4300.0	4300.0	4300.0	587.4				4300.0	
8/21/2018					3900.0	2300.0	2300.0	930.0	24000.0	2100.0	
8/27/2018	230.0	430.0	230.0	2300.0	4300.0	1462.5				930.0	
8/28/2018					9300.0	930.0	1500.0	2300.0	230.0	430.0	
8/30/2018					1500.0		430.0	930.0			
9/4/2018	90.0	150.0	230.0	430.0	4300.0	462.5				4300.0	
9/5/2018					2300.0	750.0	210.0	430.0	9300.0	930.0	
9/10/2018	40.0	2300.0	430.0	4300.0	930.0	1857.4				24000.0	
9/11/2018					4300.0	7500.0	9300.0	4300.0	4300.0	24000.0	
9/17/2018	230.0	930.0	2300.0	930.0	930.0	632.4				930.0	930.0
9/18/2018					2300.0	230.0	930.0	2300.0	4300.0	2300.0	
9/24/2018	90.0	430.0	230.0	430.0	1500.0	430.0				4300.0	
9/25/2018					750.0	930.0	2100.0	430.0	24000.0	430.0	
10/1/2018	230.0	70.0	90.0	430.0	200.0	632.4				4300.0	
10/2/2018					2100.0	930.0	1500.0	930.0	46000.0	9300.0	
10/9/2018	90.0	230.0	90.0	230.0	430.0	254.0				930.0	
10/10/2018					230.0	230.0	230.0	430.0	9300.0	930.0	
10/15/2018	430.0	40.0	230.0	230.0	230.0	254.0				2300.0	
10/16/2018					430.0	430.0	930.0	430.0	15000.0	2300.0	
10/22/2018	90.0	430.0	230.0	150.0	90.0	60.0				70.0	
10/23/2018					430.0	150.0	90.0	90.0	430.0	90.0	
10/29/2018	230.0	430.0	2300.0	9300.0	2100.0	994.5				2300.0	

River Fecal Data 2018
(MPN/100mL)

Date	Woonasquatucket River						West River			Providence River	Seekonk River
	S-9- Manton Ave.	S-8D - Parking Bridge Olneyville	S-8C- Delaine St.	S-7B- Pleasant Valley Pkwy.	S-7A- Kinsley St.	W7C-Eagle Street	S-10- Douglas Ave. Bridge	S-10-B Veazie St. Bridge	S-11-West River St. Bridge	S-12- Crawford St. Bridge	SR-5A Pitman Street
10/30/2018					230.0	230.0	150.0	930.0	90.0	430.0	
11/5/2018	430.0	150.0	430.0	430.0	230.0	462.5				930.0	
11/6/2018					230.0	70.0	430.0	150.0	430.0	750.0	
11/13/2018	930.0	1500.0	750.0	110000.0	>240000.0	1462.5				24000.0	
11/14/2018					24000.0	430.0	230.0	150.0	210.0	24000.0	
11/19/2018	90.0	40.0	<30.0	<30.0	110.0	90.0				230.0	
11/20/2018					230.0	430.0	70.0	150.0	230.0	230.0	
11/26/2018	430.0	230.0	430.0	4300.0	9300.0	314.5				230.0	
11/27/2018					9300.0	430.0	90.0	430.0	230.0	9300.0	
12/3/2018	90.0	90.0	40.0	70.0	70.0	126.9				230.0	
12/4/2018					40.0	90.0	<30.0	90.0	140.0	750.0	
12/10/2018	90.0	40.0	40.0	90.0	70.0	60.0				150.0	
12/11/2018					90.0	70.0	<30.0	40.0	230.0	90.0	
12/17/2018	140.0	30.0	150.0	230.0	430.0	77.5				430.0	
12/18/2018					150.0	40.0	230.0	40.0	40.0	40.0	
12/24/2018	40.0	230.0	150.0	40.0	40.0	34.6				230.0	
12/26/2018					<30.0	<30.0	390.0	430.0	640.0	90.0	
12/31/2018	40.0	40.0	40.0	40.0	<30.0	34.6				90.0	

River Fecal Data 2018
(MPN/100mL)

Date	Moshassuck River							Blackstone River		Pawtuxet River
	M-1- Higginson Ave. Bridge	M4A- Grenville St.	M4C- Grotto Ave. Bridge	M-5- Footbridge Mill St.	M-4- Cemetary St. Bridge	M-5A- Stevens St. Bridge	M-6- Park Row Bridge	B-2- Whipple Bridge	B-3-Slater Mill Dam	Pawtuxet River @ Broad Street
1/2/2018								<30	<30	34.6
1/3/2018	430.0	930.0	930.0	930.0	930.0	930.0				
1/8/2018								<30		90.0
1/9/2018	150.0	430.0	430.0		430.0	930.0				
1/16/2018				930.0				150.0	430.0	196.7
1/17/2018	230.0		430.0	254.0	90.0	90.0	230.0			
1/22/2018				90.0				40.0	90.0	143.9
1/23/2018	30.0	60.0	930.0	1857.4	90.0	2300.0	430.0			
1/29/2018				1999.7				<30	<30	52.0
1/31/2018	40.0	90.0	90.0	143.9	40.0	<30	<30			
2/5/2018				143.9				90.0	430.0	52.0
2/6/2018	230.0	143.9	430.0	143.9	230.0	430.0	230.0			
2/12/2018				289.3				230.0	230.0	90.0
2/13/2018	230.0	230.0	230.0	245.4	930.0	230.0	230.0			
2/19/2018				60.0				40.0	<30	34.6
2/20/2018	30.0	60.0	90.0	143.9	90.0	70.0	230.0			
2/26/2018				994.5				40.0	40.0	95.9
2/27/2018	40.0	187.3	230.0	567.9	90.0	40.0	430.0			
3/5/2018				314.5				430.0	<30	77.5
3/6/2018	90.0	90.0	150.0	196.7	230.0	70.0	90.0			
3/12/2018				102.5				40.0	40.0	<30
3/14/2018	40.0	52.9	230.0	60.0	40.0	40.0	<30			
3/19/2018				254.0				<30	<30	34.6
3/20/2018	<30	60.0	150.0	185.7	40.0	230.0	230.0			
3/26/2018				6323.8				<30	<30	52.0
3/27/2018	30.0	60.0	150.0	143.9	<30	70.0	<30			
4/2/2018				314.5				<30	<30	52.0
4/3/2018	<30	34.6	90.0	116.2	<30	230.0	40.0			
4/9/2018				143.9				<30	40.0	60.0
4/10/2018	40.0	90.0	390.0	95.9	90.0	30.0	90.0			
4/16/2018				14939.9				70.0	930.0	79.4
4/17/2018	430.0	143.9	210.0	314.5	230.0	430.0	430.0			
4/23/2018	230.0	430.0	230.0	60.0				40.0	430.0	60.0
4/24/2018	90.0	90.0	2300.0	116.2	90.0	90.0	154.8	<30	<30	
4/30/2018				143.9				<30	70.0	<30
5/1/2018	40.0	230.0	40.0	131.1	90.0	90.0	230.0			
5/7/2018				632.4				40.0	150.0	60.0
5/8/2018	150.0	254.0	210.0	230.0	430.0	430.0	90.0			
5/14/2018				300.5				90.0	<30	34.6
5/15/2018	230.0	60.0	230.0	230.0	430.0	430.0	430.0			
5/21/2018				567.9				<30	90.0	192.9
5/22/2018	230.0	299.5	930.0	314.5	90.0	430.0	230.0			
5/29/2018				3144.8				230.0	430.0	131.1
5/30/2018	430.0	409.5	230.0	254.0	230.0	430.0	930.0			
6/4/2018				71133.7				90.0	2300.0	4624.9
6/5/2018	230.0	3144.8	4300.0	2300.0	2300.0	4300.0	9300.0			
6/11/2018				994.5				90.0	430.0	254.0
6/12/2018	390.0	994.5	2300.0	930.0	2300.0	9300.0	4300.0			
6/18/2018				314.5				150.0	<30.0	314.5
6/19/2018	90.0	1999.7	430.0	3144.8	1500.0	930.0	930.0			

River Fecal Data 2018
(MPN/100mL)

Date	Moshassuck River							Blackstone River		Pawtuxet River
	M-1- Higginson Ave. Bridge	M4A- Grenville St.	M4C- Grotto Ave. Bridge	M-5- Footbridge Mill St.	M-4- Cemetary St. Bridge	M-5A- Stevens St. Bridge	M-6- Park Row Bridge	B-2- Whipple Bridge	B-3-Slater Mill Dam	Pawtuxet River @ Broad Street
6/25/2018				6323.8				90.0	430.0	7500.0
6/26/2018	210.0	1181.1	430.0	2539.7	390.0	4300.0	930.0			
7/2/2018				3144.8				90.0	750.0	727.3
7/3/2018	430.0	11811.0	2300.0	1857.4	2300.0	930.0	930.0			
7/9/2018				727.3				430.0	930.0	314.5
7/10/2018	90.0	632.4	2300.0	587.4	930.0	930.0	230.0			
7/12/2018			930.0	2197.7						
7/16/2018				835.2				<30.0	280.0	2995.0
7/17/2018	230.0	2539.7	4300.0	7429.7	930.0	930.0	930.0			
7/23/2018				1999.7				1500.0	930.0	718.3
7/24/2018	930.0	994.5	9300.0	1313.4	4300.0	430.0	930.0			
7/30/2018				2197.7				430.0	930.0	116.2
7/31/2018	2300.0	390.0	930.0	462.5	230.0	930.0	930.0			
8/6/2018				2300.0				140.0	430.0	314.5
8/7/2018	430.0	2300.0	9300.0	1462.5	2300.0	930.0	7500.0			
8/14/2018				4300.0				4300.0	1500.0	4300.0
8/15/2018	930.0	11811.0	930.0	2300.0	9300.0	4300.0	4300.0			
8/20/2018				33226.5				930.0	930.0	2539.7
8/21/2018	230.0	1181.1	430.0	4300.0	4300.0	2300.0	9300.0			
8/27/2018				3735.0				90.0	230.0	299.5
8/28/2018	930.0	1181.1	930.0	1181.1	1500.0	2300.0	2100.0			
8/30/2018		1500.0		632.4	750.0	750.0	2300.0			
9/4/2018				1181.1				30.0	40.0	196.7
9/5/2018	930.0		430.0	632.4	230.0	230.0	750.0			
9/10/2018				14939.9				40.0	230.0	143.9
9/11/2018	9300.0	105071.4	110000.0	51380.9	110000.0	24000.0	110000.0			
9/17/2018				10158.7				90.0	40.0	187.3
9/18/2018	930.0	1359.8	930.0	15906.0	1500.0	4300.0	9300.0			
9/24/2018				4624.9				230.0	230.0	90.0
9/25/2018	750.0	632.4	230.0	4624.9	200.0	9300.0	24000.0			
10/1/2018				1999.7				230.0	<30.0	462.5
10/2/2018	930.0	1462.5	930.0	18973.7	4300.0	24000.0	4300.0			
10/9/2018				24000.0				90.0	40.0	150.0
10/10/2018	230.0	462.5	930.0	4624.9	430.0	2300.0	2300.0			
10/15/2018				3144.8				230.0	230.0	143.9
10/16/2018	230.0	2300.0	930.0	2300.0	2300.0	4300.0	15000.0			
10/22/2018				930.0				<30.0	430.0	52.0
10/23/2018	230.0	314.5	430.0	803.1	390.0	930.0	1500.0			
10/29/2018				13416.4				150.0	200.0	230.0
10/30/2018	230.0	314.5	430.0	632.4	150.0	430.0	430.0			
11/5/2018				632.4				430.0	930.0	90.0
11/6/2018	230.0	803.1	930.0	632.4	430.0	930.0	930.0			
11/13/2018				9300.0				90.0	4300.0	632.4
11/14/2018	930.0	1857.4	930.0	803.1	7500.0	390.0	930.0			
11/19/2018				95.9				90.0	90.0	34.6
11/20/2018	150.0	314.5	70.0	3322.6	1500.0	230.0	4600.0			
11/26/2018				314.5				40.0	230.0	462.5
11/27/2018	930.0	727.3	230.0	930.0	2300.0	230.0	430.0			
12/3/2018				124.9				<30.0	90.0	90.0
12/4/2018	150.0	83.1	90.0	4300.0	230.0	40.0	230.0			

River Fecal Data 2018
(MPN/100mL)

Date	Moshassuck River							Blackstone River		Pawtuxet River
	M-1- Higginson Ave. Bridge	M4A- Grenville St.	M4C- Grotto Ave. Bridge	M-5- Footbridge Mill St.	M-4- Cemetary St. Bridge	M-5A- Stevens St. Bridge	M-6- Park Row Bridge	B-2- Whipple Bridge	B-3-Slater Mill Dam	Pawtuxet River @ Broad Street
12/10/2018				230.0				40.0	40.0	<30.0
12/11/2018	<30.0	95.9	230.0	143.9	90.0	90.0	230.0			
12/17/2018				930.0				230.0	430.0	52.0
12/18/2018	40.0	60.0	90.0	143.9	230.0	150.0	40.0			
12/24/2018				196.7				430.0	90.0	116.2
12/26/2018	<30.0	79.4	<30.0	90.0	90.0	90.0	430.0			
12/31/2018				230.0				90.0	90.0	34.6