

PRETREATMENT PROGRAM

# ANNUAL REPORT

JANUARY 1, 2019 - DECEMBER 31, 2019



ATTACHMENT VOLUME II

NBC WASTEWATER TREATMENT  
FACILITY, SEWERAGE DISTRICT AND  
USER SPECIFIC DATA

***ATTACHMENT VOLUME II***

***NARRAGANSETT BAY COMMISSION***

***WASTEWATER TREATMENT  
FACILITY, SEWERAGE DISTRICT AND  
USER SPECIFIC DATA***

**LISTING OF ATTACHMENT SECTIONS  
ATTACHMENT VOLUME II**

**NBC WASTEWATER TREATMENT FACILITY,  
SEWERAGE DISTRICT AND  
USER SPECIFIC DATA**

<b><u>SECTION #</u></b>	<b><u>TITLE</u></b>
1	Industrial and Commercial users
2	Permit Issuance / Reissuance Activities
3	User Inspection History
4	Emergency or Special Investigations
5	Compliance Monitoring Results for Significant Industrial Users
6	Compliance Monitoring Results for Non-Significant Users
7	Surveillance Manhole Monitoring Data and Legend
8	Summary of Notice of Violation Letters Issued
9	User Late Reports and Requirements
10	POTW, Septage, and River Monitoring Data

***ATTACHMENT VOLUME II***

***SECTION 1***

***INDUSTRIAL AND COMMERCIAL  
USERS***

***INDUSTRIAL AND COMMERCIAL  
USERS***

***FIELD'S POINT***

## Industrial and Commercial Users

Field's - 2019

Company	Facility Address	Category	Significant
141 Westminster Corporation	141 Westminster Street Providence RI 02903	85	No
144 Benefit Street Associates	144 Benefit Street Providence RI 02903-1208	86	No
1484 MSA Donuts, LLC	1484 Mineral Spring Avenue North Providence RI 02904	85	No
1592 MSA Donuts, LLC	1592 Mineral Spring Avenue North Providence RI 02904	85	No
1871 MSA Donuts, LLC	1871 Mineral Spring Avenue North Providence RI 02904	85	No
2 Brothers Family Pizza, Inc.	1385 Mineral Spring Avenue North Providence RI 02904	85	No
221 Academy Ave. Meat, Inc.	221 Academy Avenue Providence RI 02908	81	No
248 Academy Laundromat LLC	248 Academy Avenue Providence RI 02908	92	No
334 South Water Inc.	334 South Water Street Providence RI 02903	85	No
383 Corporation - First Floor	100 Twin River Road, 1st Floor Lincoln RI 02865	85	No
383 Corporation - Second Floor	100 Twin River Road, 2nd Floor Lincoln RI 02865	85	No
383 Corporation - Third Floor	100 Twin River Road, 3rd Floor Lincoln RI 02865	85	No
401 Pizza, Inc.	609 Elmwood Avenue Providence RI 02907	85	No
50 Weybosset Holdings, LLC	50 Weybosset Street Providence RI 02903	85	No
615 Charles Street, Inc.	615 Charles Street Providence RI 02904	92	No
69 Empire Corporation	69 Empire Street Providence RI 02903	85	No
73 Washington Corp.	81 Washington Street Providence, RI RI 02903	85	No
78 Dorrance Corporation	78 Dorrance Street Providence RI 02903	85	No
7-Eleven Inc. (Atwells)	548 Atwells Avenue Providence RI 02909	85	No
7-Eleven Inc. (Broad Street)	270 Broad Street Providence RI 02903	85	No
7-Eleven, Inc.	775 Cranston Street Providence RI 02907	85	No
A & F Plating Company	45 River Avenue Providence RI 02908	11	Yes
A Duie Pyle, Inc.	4 Green Earth Avenue Johnston RI 02919	37	No
A&M Fairway, Inc.	114 Waterman Street Providence RI 02906	85	No
A. Harrison & Company, Inc.	35 Hurdis Street North Providence RI 02904	22	Yes
A.A. Mariani Funeral/Carriage	200 Hawkins Street Providence RI 02904	96	No
A.D.J. Donuts	860 Elmwood Avenue Providence RI 02907	85	No
A.N.I., LLC	1039 Chalkstone Avenue Providence RI 02908	85	No
AAA Northeast Warehouse/Fleet Operations	160 Royal Little Drive Providence RI 02904	37	No
AAMCO Transmission	422 Silver Spring Street Providence RI 02904	42	No
Academy Donuts, Inc.	270 Academy Avenue Providence RI 02908	85	No
Access Dental Care	1234 Mineral Spring Avenue North Providence RI 02904	94	No
Achievement First	370 Hartford Avenue Providence RI 02909	86	No
ACM Restaurant Inc.	772 Hope Street Providence RI 02906	85	No
Ada's Creations, Inc.	1137 Broad Street Providence RI 02905	85	No

Industrial and Commercial Users

Field's - 2019

Company	Facility Address	Category	Significant
Admiral Donuts, Inc.	50 Admiral Street Providence RI 02908	85	No
Admiral Packaging	10 Admiral Street Providence RI 02908-3203	42	No
Admiral Suds Laundry	363 Admiral Street Providence RI 02908	92	No
Adriana Inc.	864 Broad Street Providence RI 02907	85	No
Advanced Dental Care	433 Lloyd Avenue Providence RI 02906	94	No
Aipso	302 Central Avenue Johnston RI 02919	86	No
AJG Corp	145 Spruce Street Providence RI 02903	85	No
Al Forno	577 South Main Street Providence RI 02903	85	No
Al Son De Mi Barrio	690 Atwells Avenue Providence RI 02909	85	No
Alberto K. Corporation	230-232 Atwells Avenue Providence RI 02903	85	No
Al-Jac Produce	33 Hemlock Street Providence RI 02908	81	No
Allens Ave Donuts, LLC	820 Allens Avenue Providence RI 02905	85	No
Allied Group, LLC	333 Bucklin Street Providence RI 02907	24	No
Alloy Holdings, LLC	160 Niantic Avenue Providence RI 02907	43	Yes
Alpine Auto Body, Inc.	416 West Fountain Street Providence RI 02903	97	No
Aluminum & Copper Recycling, Inc.	68 Salem Street Providence RI 02907	42	No
Alviti Link-All, Inc.	165 Dyerville Avenue Johnston RI 02919	42	No
Americana Expo Center, LLC	740 Plainfield Street Providence RI 02909	85	No
Amos House - Pine Street	460 Pine Street Providence RI 02907	85	No
Ampex Brands Pizza of NE, Inc.	580 Chalkstone Avenue Providence RI 02908	85	No
Ampex Brands Pizza of NE, Inc.	1565 Mineral Spring Avenue North Providence RI 02904	85	No
Andino's Restaurant	171 Atwells Avenue Providence RI 02903	85	No
Andrade Cranston Donuts	552 Cranston Street Providence RI 02907	85	No
Andrea's Restaurant	268 Thayer Street Providence RI 02906	85	No
Angell Street Dental Associate	425 Angell Street Providence RI 02906	94	No
Angkor Restaurant	10 Traverse Street Providence RI 02903	85	No
Anjon Inc.	659 Killingly Street Johnston RI 02919	85	No
Annex Plating	9 Warren Avenue North Providence RI 02911	41	No
Anthony M. Paolucci, DMD, P.C.	1545 Smith Street North Providence RI 02911	94	No
Anthony Paolucci Family Dentists	931 Smith Street Providence RI 02908	94	No
Antojitos Quetzal, Inc.	447 Hartford Avenue Providence RI 02909	85	No
Antonelli Poultry	62 DePasquale Avenue Providence RI 02903	81	No
Antonio's Pizza - Thayer Street LLC	256-258 Thayer Street Providence RI 02906	85	No
Apac Tool, Inc.	49 Hurdis Street North Providence RI 02904	46	No
Apsara Asian Restaurant	716 Public Street Providence RI 02907	85	No

## Industrial and Commercial Users

Field's - 2019

Company	Facility Address	Category	Significant
ARA-Rhode Island Dialysis	9 Plenty Street Providence RI 02907	95	No
Arbor Hill Assisted Living	153 Dean Street Providence RI 02903	86	No
Archangel Michael Inc.	1417 Atwood Avenue Johnston RI 02919	85	No
Arden Jewelry Mfg, Co.	10 Industrial Lane Johnston RI 02919	42	No
AREE, LLC	18 South Angell Street Providence RI 02906	85	No
Aristocrat Dental Laboratory	868 Charles Street North Providence RI 02904	99	No
Armando and Sons # 2 Inc.	891-895 Elmwood Avenue Providence RI 02907	82	No
Armbrust International, Ltd.	735 Allens Avenue Providence RI 02905-5412	11	Yes
Armstrong/Gladding. American Post. #69	2 Salem Street Providence RI 02907	85	No
Aro-Sac, Inc.	1 Warren Avenue North Providence RI 02911	42	No
AS220	115 Empire Street Providence RI 02903	99	No
AS220 - Print Shop	131 Washington Street Providence RI 02903	24	No
Asian Star Market, Inc.	678 Elmwood Avenue Providence RI 02907	81	No
ASP & Training Inc.	150 Niantic Avenue Providence RI 02907	85	No
Aspen Dental	1384 Atwood Avenue Johnston RI 02919	94	No
Atamian Manufacturing Corp.	910 Plainfield Street Providence RI 02909	21	No
Athena Healthcare	99 Hillside Avenue Providence RI 02906	86	No
Atlantic Gladstone Realty, LLC.	110 Elm Street Providence RI 02903	53	No
Atwells Ave Donuts, LLC	579 Atwells Avenue, Unit 3, Building E Providence RI 02909	85	No
Atwells Realty Corporation	One Franklin Square Providence RI 02903	85	No
Atwill-Conroy Providence, LLC	1196 Smith Street Providence RI 02908	94	No
Atwood Car Wash	1512 Atwood Avenue Johnston RI 02919	97	No
Atwood Donuts, LLC	1491 Atwood Avenue Johnston RI 02919	85	No
Au Bon Pain - Women & Infants' Hospital	101 Dudley Street Providence RI 02905	85	No
Augusta Street Kitchen	361 Academy Avenue Providence RI 02908	85	No
Aurora Civic Association	289 Broadway Providence RI 02903	85	No
Auto Parts Group Southwest, LLC.	30 Green Earth Avenue Johnston RI 02919	42	No
Avalon Bay - Center Place	50 Park Row West Providence RI 02903	89	No
Avenue Grille	2223 Mineral Spring Avenue North Providence RI 02911	85	No
Aznet, LLC	856 Admiral Street Providence RI 02904	92	No
B&D, LLC	579 Atwells Avenue, Suite 102 Providence RI 02909	85	No
B. Deltoro & Sons, Inc.	393 Harris Avenue Providence RI 02909	81	No
B. Maceroni & Sons, Inc.	1381 Smith Street North Providence RI 02911	96	No
B.A. Beverage Company, LLC	1910 Smith Street Unit 4 North Providence RI 02911	85	No
B.Good	269 Thayer Street Providence RI 02906	85	No



## Industrial and Commercial Users

Field's - 2019

Company	Facility Address	Category	Significant
B.J. Clanton Complex	674 Prairie Avenue Providence RI 02903	86	No
Baba's First Daughter, LLC	424 Smith Street Providence RI 02908	85	No
Baffoni's Poultry Farm	320 Greenville Avenue Johnston RI 02919	81	No
Bagel Express	1846 Smith Street North Providence RI 02911	81	No
Baja's	273A Thayer Street Providence RI 02906	85	No
Baja's Taqueria	227 Thayer Street Providence RI 02906	85	No
Baja's Taqueria	1650 Mineral Spring Avenue North Providence RI 02911	85	No
Baker Street Cafe LLC	75 Baker Street Providence RI 02905	85	No
Ballard Mack Sales and Service of RI	280 Scituate Avenue Johnston RI 02919	37	No
Bang Bar Inc.	370 Richmond Street Providence RI 02903	85	No
Bank of America City Center	2 Kennedy Plaza Providence RI 02903	89	No
Bannister Operations Associates, LLC	135 Dodge Street Providence RI 02907	86	No
Barbara M. Bilder, D.M.D.	116 Wayland Avenue Providence RI 02906	94	No
Bay Foods, Inc.	1303 North Main Street Providence RI 02904	85	No
Bayberry Beer Hall	381 West Fountain Street Providence RI 02903	85	No
Bayside Endoscopy Center, LLC.	33 Staniford Street, First Floor Providence RI 02905	95	No
BC Providence LLC	223 Thayer Street Providence RI 02906	85	No
Being Sisyphus, Inc.	11 Olneyville Square Providence RI 02909	85	No
Bell Funeral Home, Inc.	571 Broad Street Providence RI 02907	96	No
Bella's Jewelry	225 Dupont Drive Providence RI 02907	42	No
Beneficent House, Inc.	One Chestnut Street Providence RI 02903	86	No
Benefit Dental Care, LLC	5 Benefit Street Providence RI 02904	94	No
Berkshire Place Ltd.	455 Douglas Avenue Providence RI 02908	86	No
Best Cleaner Inc.	1115 Chalkstone Avenue Providence RI 02908	92	No
Best Eastern Chinese and Japanese Restaurant	1820 Mineral Spring Avenue North Providence RI 02904	85	No
Best Taste	1001 Mineral Spring Avenue North Providence RI 02904	85	No
Bethany Home of Rhode Island	111 South Angell Street Providence RI 02906	86	No
Better Burger Company	215-217 Thayer Street Providence RI 02906	85	No
Betty's	1137 Charles Street North Providence RI 02904	85	No
Big Tony's Pizza	525 Eaton Street Providence RI 02908	85	No
Biltmore Providence Lessee, LLC	11 Dorrance Street Providence RI 02903	85	No
Bites by Bre	11 Aleppo Street Providence RI 02909	85	No
Bitumar USA	30 Shipyard Street Providence RI 02905	95	No
Bj's Wholesale Club	200 Stonehill Road Johnston RI 02919	82	No
BKCHOL Inc.	333 Westminster Street Providence RI 02903	85	No

## Industrial and Commercial Users

Field's - 2019

Company	Facility Address	Category	Significant
BL Restaurant Operations, LLC	One Union Station Providence RI 02903	85	No
Blend, LLC	57 DePasquale Square Providence RI 02903	85	No
Blessing in Disguise, Inc.	72 Putnam Street Providence RI 02909	92	No
Blossom Laundry Inc.	65 Manton Avenue Providence RI 02909	92	No
Blue Cross Blue Shield of Rhode Island	500 Exchange Street Providence RI 02903	86	No
Bob's Riccotti's Sandwich Shop	1465 Atwood Avenue Johnston RI 02919	85	No
BOE Fermenterprises	425 West Fountain Street Providence RI 02903	34	No
Bolt Coffee Co.	96 Calverly Street Providence RI 02908	89	No
Bonollo Provisions Co., Inc.	55 Clarkson Street Providence RI 02908	81	No
Boojums Inc.	1455 Westminster Street Providence RI 02909	85	No
Borden Donuts	602 Killingly Street Johnston RI 02906	85	No
Borrelli's Bakery	805 Charles Street Providence RI 02904	81	No
Boscov's Department Store, LLC	6 Providence Place Providence RI 02903	85	No
Boston Bioskills Lab LLC	232 West Exchange Street Providence RI 02903	95	No
Branch Donuts, Inc. dba Dunkin Donuts	740 Branch Avenue Providence RI 02904	85	No
Bravo Brasserie	123 Empire Street Providence RI 02903	85	No
Bread Box	1101 Mineral Spring Avenue North Providence RI 02904	81	No
Bread Unlimited, LLC	11 Newark Street, #1 Providence RI 02908	81	No
Brewed Awakenings Coffeeshouse LLC	1577 Atwood Avenue Johnston RI 02919	85	No
Briana's Restaurant	758 Atwells Avenue Providence RI 02909	85	No
Briarcliffe Gardens	49 Old Pocasset Road Johnston RI 02919	86	No
Bright Funeral Home	290 Public Street Providence RI 02905	96	No
Brittany Motors	159 Greenville Avenue Johnston RI 02919	97	No
Broad and Potter Laundromat	769 Broad Street Providence RI 02907	92	No
Broad Street Little Caesars, LLC	529 Broad Street Providence RI 02907	85	No
Broadway Bistro	205 Broadway Providence RI 02903	85	No
Broadway Laundry, Inc.	135 Broadway Providence RI 02903	92	No
Broccoli-Thompson Enterprises, LLC	1455 Mineral Spring Ave North Providence RI 02904	85	No
Brother's Famous Pizza	950 Broad Street Providence RI 02905	85	No
Brown University	75 Waterman Street Providence RI 02912	86	No
Brown University - 70 Brown Street	70 Brown Street Providence RI 02906	86	No
Brown University - 85 Waterman Street	85 Waterman Street Providence RI 02912	95	No
Brown University - Barbour Hall	100 Charlesfield Street Providence RI 02912	86	No
Brown University - Barus & Holley	184 Hope Street Providence RI 02906	95	No
Brown University - Central Heat Plant	235 Lloyd Avenue Providence RI 02906	52	No

## Industrial and Commercial Users

Field's - 2019

Company	Facility Address	Category	Significant
Brown University - Diman & Wayland House	31 Brown Street Providence RI 02906	86	No
Brown University - Facilities Management	295 Lloyd Avenue Providence RI 02912	97	No
Brown University - Faculty Club	One Magee Street Providence RI 02912	85	No
Brown University - Geochem	156 George Street Providence RI 02906	95	No
Brown University - Graduate Center	42 Charlesfield Street Providence RI 02912	86	No
Brown University - Granoff Center	154 Angell Street Providence RI 02912	89	No
Brown University - Keeney Quad	11 Benevolent Street Providence RI 02912	86	No
Brown University - List Art	64 College Street Providence RI 02912	93	No
Brown University - Macmillan Hall	167 Thayer Street Providence RI 02906	95	No
Brown University - Meehan Auditorium	235 Hope Street Providence RI 02912	89	No
Brown University - Metcalf hall	98 Cushing Street Providence RI 02912	86	No
Brown University - Miller Hall	118 Cushing Street Providence RI 02912	86	No
Brown University - Nelson Fitness Center	225 Hope Street Providence RI 02912	89	No
Brown University - New Pembroke Hall	302 Thayer Street Providence RI 02912	86	No
Brown University - Rhode Island Hall	60 George Street Providence RI 02906	86	No
Brown University - School of Engineering	345 Brook Street Providence RI 02912	95	No
Brown University - Sears House	113 George Street Providence RI 02906	86	No
Brown University - Sharpe Refectory	144 Thayer Street Providence RI 02906	85	No
Brown University - Sidney Frank Hall	171 Meeting Street Providence RI 02912	95	No
Brown University - Vartan Gregorian Quad	101 Thayer Street Providence RI 02912	86	No
Brown University - Verney Woolley	204 Meeting Street Providence RI 02912	86	No
Brown University - Wriston Quad	29 Brown Street Providence RI 02906	86	No
Brown University- Alumnae Hall	194 Meeting Street Providence RI 02906	52	No
Brown University- Harkness House	47 Charlesfield Street Providence RI 02906	86	No
Brown University-Andrews Hall	211 Bowen Street Providence RI 02912	86	No
Brown University-Hope College	71 Waterman Street Providence RI 02912	86	No
Brown University-Horace Mann	47 George Street Providence RI 02912	86	No
Brown University-Lyman Hall	83 Waterman Street Providence RI 02912	86	No
Brown University-Manning Hall	21 Prospect Street Providence RI 02912	86	No
Brown University-Medical Education Bldg.	222 Richmond Street Providence RI 02903	95	No
Brown University-Remediation Project	70 Ship Street Providence RI 02912	40	No
Brown University-Watson Center	115 Waterman Street Providence RI 02912	53	No
BTP LLC (Broadway)	342 Broadway Providence RI 02909	85	No
BTP LLC (Hope Street)	820 Hope Street Providence RI 02906	85	No
Bubble Tea House	849 Westminster Street Providence RI 02903	85	No

## Industrial and Commercial Users

Field's - 2019

Company	Facility Address	Category	Significant
Bucktown PVD LLC	471 West Fountain Street Providence RI 02903	85	No
Burger Domination LLC	301 Atwells Avenue Providence RI 02903	85	No
Burger King - # 1989	458 Smithfield Avenue Providence RI 02904	85	No
Burger King - # 2421	280 Broad Street Providence RI 02907	85	No
Burger King - #3406	45 Pleasant Valley Parkway Providence RI 02908	85	No
Burger King #10759	1382 Mineral Spring Avenue North Providence RI 02904	85	No
Burton Family Dental	1492 Mineral Spring Avenue North Providence RI 02904	94	No
Butler Hospital	345 Blackstone Boulevard Providence RI 02906	90	No
Butterbang, LLC	11 Aleppo Street, Unit #7 Providence RI 02909	85	No
B-X Providence, LLC	700 Smith Street Providence RI 02908	86	No
B-X Providence, LLC	800 Smith Street Providence RI 02908	86	No
C&L Johnston, LLC	1448 Hartford Avenue, Suite A Johnston RI 02919	85	No
CAAL Corporation	660 Woonasquatucket Avenue North Providence RI 02911	99	No
Cafe Choklad	2 Thomas Street Providence RI 02903	85	No
Cafe Four Twelve, Inc.	412 Douglas Avenue Providence RI 02908	85	No
Cafe La France - Empire	73 Empire Street Providence RI 02903	85	No
Cafe Lucca	890 Allens Avenue Providence RI 02905	85	No
Cafe Nuovo	One Citizen Plaza Providence RI 02903	85	No
Calf Donuts Inc.	1245 North Main Street Providence RI 02904-1854	85	No
California Taco	94 Plain Street Providence RI 02905	85	No
Cal's Corner Restaurant	1538 Smith Street North Providence RI 02911	85	No
Camila Dry Cleaner, LLC	1060 Broad Street Providence RI 02905	92	No
Camp Nowhere	1838 Smith Street North Providence RI 02911	85	No
CAMRAC, LLC	1935 Mineral Spring Avenue North Providence RI 02904	37	No
Capital Grille Holdings, Inc.	10 Memorial Blvd. Suite 101 Providence RI 02903	85	No
Capitol Hill Dental	276 Smith Street Providence RI 02908	94	No
Capriccio's Restaurant	2 Pine Street Providence RI 02903	85	No
Cardi Corporation	100 Allens Avenue Providence RI 02903	40	Yes
Caress Dental Inc.	909 North Main Street Providence RI 02904	94	No
Carito's	320 Cranston Street Providence RI 02907	85	No
Carl M. Cotoia DDS	183 Waterman Avenue Providence RI 02906	94	No
Casa Mexico	802 Atwells Avenue Providence RI 02909	85	No
Caserta Pizzeria	121 Spruce Street Providence RI 02903-1524	85	No
Casino Bound Donuts, LLC	1783 Old Louisquisset Pike Lincoln RI 02865	85	No
Cassarino's Restaurant	177 Atwells Avenue Providence RI 02903	85	No

Industrial and Commercial Users  
Field's - 2019

Company	Facility Address	Category	Significant
Catering 0808 LLC, d/b/a Roberts Deli	1282 Chalkstone Avenue Providence RI 02908	85	No
Cathedral Art Metal Co., Inc.	25 Manton Avenue Providence RI 02909	24	No
CAV Restaurant	14 Imperial Place Providence RI 02903	85	No
Celebrity Cleaners	335 Manton Avenue Providence RI 02909	92	No
Central High School	70 Fricker Street Providence RI 02903	86	No
Centro America Ditribuidora Supermarket	996 Chalkstone Avenue Providence RI 02908	81	No
Certified Disaster Restoration	15 Clarkson Street Providence RI 02908	99	No
CGRG Enterprises, LLC	1041 Douglas Avenue Providence RI 02904-1609	85	No
Chacho, LLC	286 Academy Avenue Providence RI 02908	85	No
Chalkstone Auto Body, Inc.	224 Chalkstone Avenue Providence RI 02908	97	No
Chalkstone Supermarket	1050 Chalkstone Avenue Providence RI 02908	82	No
Chanthathim Inc.	787 Hope Street Providence RI 02906	85	No
Charles Street Diner	1029 Charles Street North Providence RI 02904	85	No
Charlesgate Nursing Center	100 Randall Street Providence RI 02904	86	No
Charley PR Inc.	46 Providence Place, Space 5115 Providence RI 02903	85	No
Chef Ho's	243 Atwells Avenue Providence RI 02903	85	No
Chelo's	505 Silver Spring Street Providence RI 02904	85	No
Cheng's Kitchen	1526 Smith Street North Providence RI 02911	85	No
Cherry Hill Grille	223 B Greenville Avenue Johnston RI 02919	85	No
Cherry Hill Manor	2 Cherry Hill Road Johnston RI 02919	86	No
Chez Pascal	960 Hope Street Providence RI 02906	85	No
Chicken Coop on Smith Hill	389 Smith Street Providence RI 02908	85	No
Chilangos LLC	447 Manton Avenue Providence RI 02909	85	No
China Garden Chinese Restaurant	1011 Chalkstone Avenue Providence RI 02908	85	No
Chipotle LLC	1386 Atwood Avenue Johnston RI 02919	85	No
Chipotle Mexican Grill of Colorado, LLC	235 Thayer Street Providence RI 02906	85	No
Choice Collision Center	125 Ernest Street Providence RI 02905	97	No
Choi's Restaurant	420 Cranston Street Providence RI 02907	85	No
Chomp PVD, LLC	117 Ives Street Providence RI 02906	85	No
Chow Fun, Inc.	121 North Main Street Providence RI 02903	85	No
Christian Brothers LLC	11 West Park Street Providence RI 02908	86	No
Christina D. Dicomis DMD	1557 Hartford Avenue Johnston RI 02919	94	No
Christopher Realty Corp.	1675 Douglas Avenue North Providence RI 02904	85	No
CIB Enterprises	7 Parade Street Providence RI 02909	85	No
Cibao Supermarket	228 Manton Avenue Providence RI 02903	82	No

## Industrial and Commercial Users

Field's - 2019

Company	Facility Address	Category	Significant
Cisco's Pizza	361 Reservoir Avenue Providence RI 02907	85	No
Citizens Bank	685 Greenville Avenue Johnston RI 02919	86	No
City of Providence	444 Westminster Street Providence RI 02903	86	No
Cityline Dental	400 Reservoir Avenue Providence RI 02907	94	No
CJUF III MJH Providence, LLC	One Orms Street Providence RI 02904	86	No
Claudia's Creations LLC	1958 Smith Street North Providence RI 02911	85	No
Clerici Osteria, Inc.	1942 Smith Street North Providence RI 02911	85	No
Club Fantasies	28 Sims Avenue Providence RI 02909-1023	85	No
CND Marketing	50 Ann Mary Street Pawtucket RI 02860	85	No
Coca-Cola Bottling Company of Northern New England	95 Pleasant Valley Parkway Providence RI 02908	37	No
Coffee Plus Snack Bar V.F.#68	80 Washington Street Providence RI 02903	85	No
Coin-Op - Providence	280 - 282 Smith Street Providence RI 02908	92	No
Colbea LLC (North Main)	1075 North Main Street Providence RI 02904	97	No
Comfort Dental	1482 Broad Street Providence RI 02905	94	No
Community College of RI	1762 Louisquisset Pike Lincoln RI 02865-4585	86	No
Community College of RI - Providence	One Hilton Street Providence RI 02905	86	No
Complete Cleaning Systems Inc.	333 Niantic Avenue, Unit 1 Cranston RI 02910	99	No
Contech Medical, Inc.	99 Hartford Avenue Providence RI 02909	43	No
Contract Specialties, Inc.	234 Hartford Avenue Providence RI 02909	11	Yes
Cool-Lick's Lemonade and Ice Cream	1808 Smith Street North Providence RI 02911	85	No
Cooperative Care Center	2 Dudley Street Providence RI 02905-3236	90	No
Copper Todd LLC	185 Camp Street Providence RI 02906	85	No
Coronado LLC	1428 Hartford Avenue Johnston RI 02919	85	No
Costantino's Venda Bar & Ristorante	265 Atwells Avenue Providence RI 02903	85	No
Courtesy Cleaners, Inc.	13 Industrial Lane Johnston RI 02919	92	No
Courtyard by Marriott	32 Exchange Terrace Providence RI 02903	86	No
Cox Communications, Inc. - FP Vault	9 James P Murphy Highway West Warwick RI 02893	27	No
Craig Van Dongen, DDS	372 Ives Street Providence RI 02906	94	No
Crespo Market LLC	1115 Broad Street Providence RI 02905	81	No
Crisloid, LLC	55 Porter Street Providence RI 02905	21	No
Crisp LLC	385 Westminster Street Providence RI 02903	85	No
Cromwell Ventures, LLC	55 Cromwell Street Providence RI 02907	86	No
Cumberland Farms Inc.	744 Branch Avenue Providence RI 02904	85	No
Cumberland Farms, Inc.	663 Killingly Street Johnston RI 02919	85	No
Cumberland Farms, Inc.	1040 Mineral Spring Avenue North Providence RI 02904	85	No

## Industrial and Commercial Users

Field's - 2019

Company	Facility Address	Category	Significant
CV South Street Landing LLC	350 Eddy Street Providence RI 02903	53	No
D & D Chrome Plating	355 Dexter Street Providence RI 02907	41	No
D&D Coffee, Inc.	1800 Smith Street North Providence RI 02911	85	No
D. E. Foods, Inc.	420 Broad Street Providence RI 02907	85	No
D. Palmieri Bakery	624 Killingly Street Johnston RI 02919	89	No
D'Ambra Auto Sales	169 Elmwood Avenue Providence RI 02907	97	No
Darlington Memory Lane Inc.	1073 Mineral Spring Avenue North Providence RI 02904	86	No
Dave & Buster's	40 Providence Place Providence RI 02903	85	No
Dave's Coffee	341 South Main Street Providence RI 02903	85	No
David I. Konicov, D.D.S.	189 Governor Street Providence RI 02906	94	No
Davies Technical School	50 Jenckes Hill Road Lincoln RI 02865	86	No
DaVinci Restaurant	146 Acorn Street Providence RI 02903	85	No
Dean Auto Collision Center	700 North Main Street Providence RI 02904	97	No
Dean Auto Collision Center Inc.	30 Livingston Street Providence RI 02904	97	No
Delgado Inc.	499 Cranston Street Providence RI 02907	85	No
DelGreco Family LLC	819 Elmwood Avenue Providence RI 02907	97	No
DeLuise Bakery Inc.	1251 Chalkstone Avenue Providence RI 02908	81	No
Den Den	182 Angell Street Providence RI 02906	85	No
Den Den Cafe Asiana	161 Benefit Street Providence RI 02903	85	No
Denise M. Shapiro, DDS	40 Elmgrove Avenue Providence RI 02906	94	No
Dent Plus Dental Center	66 Kennedy Plaza Providence RI 02903	94	No
Dental Associates of RI	1414 Atwood Avenue - Suite 350 Johnston RI 02919	94	No
Department of Administration	50 Orms Street Providence RI 02904	52	No
Department of Administration	1 Capitol Hill Providence RI 02908	83	No
Department of Veterans Affairs Medical Center	830 Chalkstone Avenue Providence RI 02908	90	No
Designs International Inc.	1263 Hartford Avenue Johnston RI 02919	42	No
Detroit Collision Center	1189 Douglas Avenue North Providence RI 02904	97	No
Dexter Cleaners	1669 Mineral Spring Avenue North Providence RI 02904	92	No
DiFruscia Industries, Inc.	20-A Starr Street Johnston RI 02919	11	Yes
Dinga Operating LLC	1427 Hartford Avenue Johnston RI 02919	85	No
Diocese of Providence - Office Building	One Cathedral Square Providence RI 02903	52	No
Dolce E Pane	725 Branch Avenue Providence RI 02904	81	No
Dolores	100 Hope Street Providence RI 02906	85	No
Domino's Pizza (Broad Street)	526 Broad Street Providence RI 02907	85	No
Drs. Votolato and Paziienza	266 Wayland Avenue Providence RI 02906	94	No

## Industrial and Commercial Users

Field's - 2019

Company	Facility Address	Category	Significant
DTC Enterprises	930 Narragansett Boulevard Providence RI 02905	85	No
Dunkin Donuts - Broad Street	315 Broad Street Providence RI 02907	85	No
Dunkin Donuts - Gano Street	133 Gano Street Providence RI 02906	85	No
Dunkin Donuts - Pleasant Valley	14 Pleasant Valley Parkway Providence RI 02908	85	No
Dunkin Donuts (Providence Place Mall)	Providence Place Mall Providence RI 02903	85	No
Dunkin Donuts Center	One LaSalle Square Providence RI 02903	86	No
Du-Pro-Lux Cleansers	597 Plainfield Street Providence RI 02909	92	No
Durks Bar-B-Q	275 Thayer Street Providence RI 02906	85	No
E&M Enterprises, Ltd.	16 Sunnyside Avenue Johnston RI 02919	11	Yes
Eagle Laundry Inc.	411 Charles Street Providence RI 02904	25	Yes
East Coast Screen Printing	22 Partridge Street Providence RI 02908	99	No
East End, LLC	244 Wickenden Street Providence RI 02903	85	No
East Side Cottage, LLC	748 Hope Street Providence RI 02906	85	No
East Side Endodontics	130 Waterman Street Providence RI 02906	94	No
East Side Periodontics, Ltd.	324 Angell Street Providence RI 02906	99	No
East Side Pockets, INC	278 Thayer Street Providence RI 02906	85	No
Eastern Screw Company	71 Mill Street Johnston RI 02919	26	No
Eastside Providence, LLC	165 Pitman Street Providence RI 02906	82	No
Easy Entertaining, Inc.	166 Valley Street, Building 10 Providence RI 02909	85	No
Ebisu Restaurant	38 Pontiac Avenue Providence RI 02907	85	No
Edgewood Restaurant Holdings, LLC.	800 Allens Avenue Providence RI 02905	85	No
El Caribeno Restaurant	226 Academy Avenue Providence RI 02908	85	No
El Chapin	271 Plainfield Street Providence RI 02909	85	No
El Eden Express	610 B Elmwood Avenue Providence RI 02907	85	No
El Eden Restaurant	1110 Chalkstone Avenue Providence RI 02908	85	No
El Fogon Latino Restaurant, LLC	1100 Broad Street Providence RI 02905-1619	85	No
El Mogote	1262 Broad Street Providence RI 02905	85	No
El Quiche Bakery Store, Inc.	1076 Chalkstone Avenue Providence RI 02908	81	No
El Rancho Grande	311 Plainfield Street Providence RI 02909	85	No
El Rey De Las Pupusas	1019 Chalkstone Avenue Providence RI 02908	85	No
El Vecinos Supermarket	1035 Broad Street Providence RI 02905	81	No
Electrolizing, Inc.	20 Houghton Street Providence RI 02904	11	Yes
Ellie's Bakery	61 Washington Street Providence RI 02903	85	No
Elliot M. Robbins Funeral Home	2251 Mineral Spring Avenue North Providence RI 02911	96	No
Elmwood Adult Day Health Care Center	20 Miner Street Providence RI 02905	86	No



Industrial and Commercial Users

Field's - 2019

Company	Facility Address	Category	Significant
Elmwood Avenue Church of God	297 Elmwood Avenue Providence RI 02907	85	No
Elmwood Health Center	225 Elmwood Avenue Providence RI 02907	86	No
Empire Restaurant Holdings	397 Westminster Street Providence RI 02903	85	No
Enterprise Rent-A-Car of R.I. (Johnston)	1674 Hartford Avenue Johnston RI 02919	37	No
Epivax, Inc.	188 Valley Street, Suite 424 Providence RI 02909	95	No
Equilon Enterprises LLC	520 Allens Avenue Providence RI 02905	37	No
Ethan Zamp & Co. Ltd.	125 North Main Street Providence RI 02903	85	No
Excellent Pizza	255 Reservoir Ave. Providence RI 02907	85	No
Exchange ST Hotel LLC	5 Exchange Street Providence RI 02903	86	No
Extreme Auto Recondition	303 Pocasset Avenue Providence RI 02909	97	No
Extreme Clean Laundry Inc.	50 Ann Mary Street Pawtucket RI 02860	92	No
F&F Coffee House, Ltd.	239 Wickenden Street Providence RI 02903	85	No
F. Saia Restaurants, Inc. LLC	1200 Hartford Avenue Johnston RI 02919	85	No
Fairfield University Heights LP	99 Roger Williams Green Providence RI 02904-2807	86	No
Fairfield University Heights LP	99 Roger Williams Green Providence RI 02904-2807	86	No
Fairfield University Heights LP	99 Roger Williams Green Providence RI 02904-2807	86	No
Fairfield University Heights, LP	99 Roger Williams Green Providence RI 02904-2807	86	No
Fairfield University Heights, LP	99 Roger Williams Green Providence RI 02904-2807	86	No
Famiglia e Amici Inc.	762 Hope Street Providence RI 02906	85	No
Farview, Inc.	252 Brook Street Providence RI 02906	84	No
Fearless Fish Market, LLC	425 West Fountain Street Providence RI 02903	81	No
Federal Taphouse & Kitchen	279 Atwells Avenue Providence RI 02903	85	No
FedEx Ground Package System, Inc.	29 Green Earth Way Johnston RI 02919	37	No
Fed-Rick Veal Company	125 Sutton Street Providence RI 02903	81	No
Fellini Pizzeria	166 Wickenden Street Providence RI 02903	85	No
Ferguson Perforating Company	130 Ernest Street Providence RI 02905	42	No
FI Management, LLC	929 North Main Street Providence RI 02904	92	No
Figidini Wood Fire Eatery, LLC	67 Washington Street Providence RI 02903	85	No
Finest Car Wash	38 Pleasant Valley Parkway Providence RI 02908	97	No
Five Guys	1450 Hartford Avenue Johnston RI 02919	85	No
Flatbread Providence, Inc.	161 Cushing Street Providence RI 02906	85	No
Food and Beverage Corp.	44 Custom House Street Providence RI 02903	85	No
Food Corp	863 Broad Street Providence RI 02907	82	No
Food For The Soul	149 Admiral Street Providence RI 02908	85	No
Fortnight Wine Bar, LLC	79 Dorrance Street Providence RI 02903	85	No

Industrial and Commercial Users

Field's - 2019

Company	Facility Address	Category	Significant
Forty-Four Donuts, Inc.	39A Putnam Pike Johnston RI 02919	85	No
Fountainview JV Owner, LLC	78 Fountain Street Providence RI 02903	83	No
Four Season's Restaurant	361 Reservoir Avenue Providence RI 02910	85	No
Freeway Car Wash	1880 Westminster Street Providence RI 02909	97	No
Fresenius Kidney Care	125 Corliss Street Providence RI 02904	95	No
Fresh Pita	1385 Mineral Spring Avenue North Providence RI 02911	85	No
Friendly Laundromat, Inc.	1000 Chalkstone Avenue Providence RI 02908	92	No
Friendly's	1883 Mineral Spring Avenue North Providence RI 02904	85	No
Friskie Fries	100 Washington Street Providence RI 02903	85	No
Friskie Fries	751 Hartford Avenue Johnston RI 02919	85	No
Froyo World	219 Thayer Street Providence RI 02906	85	No
Fruity Franchise	755 Westminster Street Providence RI 02903	85	No
Fu Ming Chinese Restaurant	9 Greenville Avenue Johnston RI 02919	85	No
Fuji Restaurant Group, Inc.	1190 North Main Street Providence RI 02904	85	No
G&R Daou, Inc	9 Wayland Square Providence RI 02906	85	No
G. Tanury Plating Company	100 Railroad Avenue Johnston RI 02919	11	Yes
Ganko Ittetsu Ramen	215 Thayer Street Providence RI 02906	85	No
Gano Holdings, LLC	220 India Street Providence RI 02903	86	No
Gao & Gao, Inc.	1463 Atwood Avenue Johnston RI 02919	85	No
Garden of Eve	405 Harris Avenue Providence RI 02909	85	No
Ga-Rel Manufacturing Company	564 Manton Avenue Providence RI 02909	44	No
Genesis Marketing Group - Warren Avenue	2 Warren Avenue North Providence RI 02911	42	No
Geneva Diner	1162 Douglas Avenue North Providence RI 02904	85	No
Geoff's South Main St.	401 South Main Street Providence RI 02903	85	No
Gilbane Building Company	7 Jackson Walkway Providence RI 02903	53	No
Gloriana Therapeutics, Inc.	225 Chapman Street, Suite 201 Providence RI 02905	95	No
Glorious West African Cuisine	1230 Elmwood Avenue Providence RI 02907	85	No
Godiva Chocolatier	110 Providence Place Providence RI 02903	85	No
Golden City	39 Putnam Pike Johnston RI 02919	85	No
Golden Crest Nursing Centre	100 Smithfield Road North Providence RI 02904	86	No
Golden Palace Chinese Restaurant	725 Branch Avenue Providence RI 02907	85	No
Golden Pot, Inc.	150 Elmwood Avenue, Suite 3 Providence RI 02907	85	No
Gorditas, Inc.	351 Atwells Avenue Providence RI 02903	85	No
Gothic Pewter LLC	95 Hathaway Street, Suite 31 Providence RI 02907	43	No
Gracie's Ventures	194 Washington Street Providence RI 02903	85	No

Industrial and Commercial Users  
Field's - 2019

Company	Facility Address	Category	Significant
Granitec	300 Morgan Avenue Johnston RI 02919	42	No
Great Northern BBQ Co LLC	9 Parade Street Providence RI 02909	85	No
Green Apple	168 Atwells Avenue Providence RI 02903	85	No
Green Basil Thai Restaurant	2086 Mineral Spring Avenue North Providence RI 02911	85	No
Greystone Auto Center	129 Waterman Avenue North Providence RI 02911	97	No
Group Theory	183 Angell Street Providence RI 02906	85	No
Guido Murphy, Inc.	1874 Mineral Spring Avenue North Providence RI 02904	85	No
H and A Kitchen	92 Carpenter Street Providence RI 02903	85	No
H&A Laundromat	598 Hartford Avenue Providence RI 02909	92	No
H&S Management, LLC	1401 Douglas Avenue North Providence RI 02904-4058	85	No
HABC LLC	122 Fountain Street Providence RI 02903	85	No
HABC, LLC	3 Luongo Square Providence RI 02903	85	No
Hamov- Hotov LLC	761 Hartford Avenue Johnston RI 02919	85	No
Hanju Kitchen	422 Atwells Avenue Providence RI 02909	85	No
Harrison Casting	15 Joy Street Johnston RI 02919	51	No
Hartford Laundromat, Inc.	401 Hartford Avenue Providence RI 02909	92	No
Haruki East Ltd.	172 Wayland Avenue Providence RI 02906	85	No
Hasbro	1 Hasbro Place Providence RI 02903	86	No
Haven Brothers Diner	72 Spruce Street Providence RI 02903-1557	85	No
Hei Place	One Commerce Way Johnston RI 02919	85	No
Hemenway's Seafood Grill & Oyster Bar	121 South Main Street Providence RI 02903	85	No
Heng Heng Restaurant	165 Angell Street Providence RI 02906	85	No
High Tide Food Concepts LLC	71 Washington Street Providence RI 02903	85	No
Highlander Charter School	42 Lexington Avenue Providence RI 02907	86	No
Hillview Auto Body	105 Railroad Avenue Johnston RI 02919	97	No
Himalayan Group, LLC	234 Wickenden Street Providence RI 02903	85	No
HNR, LLC	300 George Waterman Road Johnston RI 02919	85	No
Ho Toy	277 Thayer Street Providence RI 02906	85	No
Hobbs Brook Management LLC	1301 Atwood Avenue Johnston RI 02919	86	No
Hobbs Brook Management, LLC	270 Central Avenue Johnston RI 02919	86	No
Hodosh Dental Associates, Inc.	243 Elmwood Avenue Providence RI 02907	94	No
Hoey-Arpin-Williams-King Funeral Home	168 Academy Avenue Providence RI 02908	96	No
Homefries Restaurant	1417 Atwood Avenue Johnston RI 02919	85	No
Hometown Pizza and Subs	620 Killingly Street Johnston RI 02919	85	No
Honey Dew Donuts (Allens)	460 Allens Avenue Providence RI 02905	85	No

## Industrial and Commercial Users

Field's - 2019

Company	Facility Address	Category	Significant
Hope Creamery	569 Branch Avenue Providence RI 02904	85	No
Hope Hospice & Palliative Care RI	1085 North Main Street Providence RI 02904	86	No
Hope Street KFC Inc.	805 North Main Street Providence RI 02904	85	No
Hopkins Manor Ltd	610 Smithfield Road North Providence RI 02904	86	No
Hot Club	25 Bridge Street Providence RI 02903	85	No
Housing Authority of the City of Prov.	243 Smith Street Providence RI 02908	86	No
Hudson Services, Inc.	101 Cranston Street Providence RI 02907	92	No
Hudson Street Deli, LLC	93 Sycamore Street Providence RI 02909	85	No
Hungry Ghost Press	60 Valley Street, Unit 2 Providence RI 02909	99	No
Hurd Auto Mall LLC	1669 Hartford Avenue Johnston RI 02919	97	No
I Love Mexico	283 Smith Street Providence RI 02908	85	No
I Love Milkshakes Providence Mall LLC	1 Providence Place Providence RI 02903-1739	85	No
I. Broomfield & Son, Inc.	14 LeHigh Street Providence RI 02905	41	No
Iced Coffee, LLC	1680 Hartford Avenue Johnston RI 02919	85	No
Ideal Plating & Polishing Co., Inc.	175 Public Street Providence RI 02903	11	Yes
IGT	10 Memorial Blvd Providence RI 02903	85	No
Imperial Tile & Marble Works Inc.	1006 Charles Street North Providence RI 02904	99	No
India House Inc.	261 Thayer Street Providence RI 02906	85	No
India Restaurant	1060 Hope Street Providence RI 02906	85	No
Induplate LLC	1 Greystone Drive North Providence RI 02911	11	Yes
International Chromium Plating Company, Inc.	2 Addison Place Providence RI 02909	11	Yes
International Education Partners, LLC.	75 East Street Providence RI 02903	86	No
International Etching, Inc.	7 Ninigret Avenue Providence RI 02907	11	Yes
International Insignia Corporation	1280 Eddy Street Providence RI 02905	11	Yes
Ira Green, Inc.	177 Georgia Avenue Providence RI 02905	11	Yes
Istanbul Gourmet Market, LLC	1706 Mineral Spring Avenue North Providence RI 02904	82	No
Italia, LLC	659 Smith Street Providence RI 02908	85	No
Ivy Tavern	758 Hope Street Providence RI 02906	85	No
Izzi Orthodontics	1351 Smith Street North Providence RI 02911	94	No
J & M Convenience Store	718 Plainfield Street Providence RI 02909	85	No
J & W - 91 Friendship	91 Friendship Street Providence RI 02903	53	No
J & W - Athletics Practice Facility	60 Harborside Boulevard Cranston RI 02905	85	No
J & W - Cuisinart Center for Culinary Excellence	333 Shipyard Street Providence RI 02905	86	No
J & W - East Hall	1 Washington Avenue, CUE Providence RI 02905	86	No
J & W - Friedman Center	321 Harborside Boulevard Providence RI 02905	86	No

## Industrial and Commercial Users

Field's - 2019

Company	Facility Address	Category	Significant
J & W - Imperial Hall	15 Hospital Street Providence RI 02903	86	No
J & W - John Hazen White Center	30 Chestnut Street Providence RI 02903	53	No
J & W - Renaissance Hall	101 Cedar Street Providence RI 02903	86	No
J & W - South Hall	1 Washington Ave Providence RI 02905	86	No
J & W - Taco Center Criminalistics Lab	10 Abbott Park Place Providence RI 02903	95	No
J & W - West Hall	1 Washington Avenue, CUW Providence RI 02905	86	No
J & W - Wildcat Center	305 Shipyard Street Providence RI 02905	86	No
J & W - Xavier Mercy Hall	60 Broad Street Providence RI 02903	86	No
J & W Chestnut Street	75 Chestnut Street Providence RI 02903	95	No
J & W Xavier Academics Center	261 Pine Street Providence RI 02903	86	No
J & W-Chestnuts	59 Chestnut Street Providence RI 02903	85	No
J & W-Harborside Academics	265 Harborside Blvd. Providence RI 02905	86	No
J & W-McNulty Hall	101 Pine Street Providence RI 02903	86	No
J & W-Snowden Hall	32 Page Street Providence RI 02903	86	No
J.F. Skeffington Funeral Home	925 Chalkstone Avenue Providence RI 02908	96	No
J.M.V. Pizza & Subs	35 Smithfield Road North Providence RI 02904	85	No
Jacky's Galaxy Providence	Water Place Towers, 200 Exchange Street Providence RI 02903	85	No
Jacky's Restaurant and Banquets	1488 Mineral Spring Avenue North Providence RI 02904	85	No
Jacob Werba, DDS	655 Broad Street Providence RI 02907-1444	94	No
Jahunger	333 Wickenden Street Providence RI 02903	85	No
Jains's Laundry, Inc.	39 Putnam Pike Johnston RI 02919	92	No
Jammat Housing	708 Elmwood Ave Providence RI 02907	86	No
JAMRA, Inc.	680 Admiral Street Providence RI 02908	85	No
Jan Co Central, Inc.	155 Thurbers Avenue Providence RI 02905	85	No
Jan Co, Inc.	1375 Hartford Avenue Johnston RI 02919	85	No
Jan Co. Central, Inc.	9 Putnam Pike Johnston RI 02919	85	No
Jars Pub, LLC	1839 Smith Street North Providence RI 02911	85	No
Jeanette's Bakery	348 Branch Avenue Providence RI 02904	81	No
Jelly Donuts LLC	1132 Mineral Spring Avenue North Providence RI 02904	85	No
JH Restaurant Providence LLC	36 Exchange Terrace Providence RI 02903	85	No
Jiang Li, LLC	1025 Chalkstone Avenue Providence RI 02908	92	No
JJ Group, Inc.	1386 Atwood Avenue Johnston RI 02919	85	No
JLC Foods, Inc.	1920 Mineral Spring Avenue North Providence RI 02904	85	No
JL's Dana's Sports Lounge	1410 R Mineral Spring Avenue North Providence RI 02904	85	No
JMA Inc.	393 Charles Street Providence RI 02904	85	No

## Industrial and Commercial Users

Field's - 2019

Company	Facility Address	Category	Significant
Joest LLC	134 Atwells Avenue Providence RI 02903	85	No
John T. A. Romano DDS, Inc.	463 Broadway Providence RI 02909	94	No
Johnston Dental Group, LLC	1524 Atwood Avenue, Suite 438 Johnston RI 02919	94	No
Johnston Family Dentistry	1136 Hartford Avenue Johnston RI 02919	94	No
Johnston Public Schools	4 School Street Johnston RI 02919	86	No
Johnston Senior Center	1291 Hartford Avenue Johnston RI 02919	86	No
Johnston Taco, LLC	1379 Atwood Avenue Johnston RI 02919	85	No
Jon Roc Linc	100 Twin River Road Lincoln RI 02865	85	No
Jozon Enterprises, Inc.	739 Hartford Avenue Providence RI 02919-5418	85	No
JPL Enterprises, LLC	1258 Broad Street Providence RI 02905	81	No
JRB LLC	318 Broadway Providence RI 02909	85	No
JR's Providence, LLC	371 Richmond Street Providence RI 02903	85	No
Kamborian Bros Inc.	294 Atwells Avenue Providence RI 02903	85	No
Karaoke Box	122 Fountain Street Providence RI 02903	85	No
KCW Management LLC	695 North Main Street Providence RI 02904	85	No
KD Hospitalities	32 Spruce Street Providence RI 02903	85	No
Kelly's Car Wash, Inc.	200 Charles Street Providence RI 02904	97	No
Ken Rocha Collision, LLC	555 Cranston Street Providence RI 02907	97	No
Kentucky Fried Chicken (Johnston)	1477 Atwood Avenue Johnston RI 02919	85	No
KG Kitchenbar	771 Hope Street Providence RI 02906	85	No
Khoo Kitchen	633 Charles Street Providence RI 02904	85	No
King Restaurant, Inc.	262 South Water Street Providence RI 02903	85	No
Kingston BR LLC	985 North Main Street Providence RI 02904	97	No
KLEOS-RI	250 Westminster Street Providence RI 02905	85	No
Knead Doughnuts	135 Elmgrove Avenue Providence RI 02906	85	No
Koi Palace, LLC	1027 Charles Street North Providence RI 02904	85	No
Kozy Group, LLC	1481 Broad Street Providence RI 02905	85	No
KSB LLC Subway	539C Smith Street Providence RI 02908	85	No
KVRH Foods Inc.	51 Silver Spring Street Providence RI 02904	85	No
L T Treats, Inc.	169 Providence Place Mall Providence RI 02903	85	No
L.A. Baileys	1046 Charles Street North Providence RI 02904	85	No
L.N.P. Enterprises, Inc.	887 North Main Street Providence RI 02904	85	No
L/M Taco RI	1481 Mineral Spring Avenue North Providence RI 02911	85	No
L/M Taco RI, Inc.	150 Douglas Avenue Providence RI 02908	85	No
L/M TacoRI Inc.	1304 Broad Street Providence RI 02905	85	No

Industrial and Commercial Users

Field's - 2019

Company	Facility Address	Category	Significant
La Artesa Bakery Inc.	216 Academy Avenue Providence RI 02908	81	No
La Broa Pizza	925 Broad Street Providence RI 02907	85	No
La Cocina LLC	671 Broadway Providence RI 02909-1838	85	No
La Gran Parada	937 Broad Street Providence RI 02905	85	No
La Lin Enterprises, Inc.	524-528 Cranston Street Providence RI 02907	92	No
La Lupita Tacos Mexicanos LLC	1950 Westminster Street Providence RI 02909	85	No
La Mei Hot Pot	256 Broadway Providence RI 02903	85	No
La Roca Restaurant	1150 Elmwood Avenue Providence RI 02907	85	No
La Rubita Cafeteria & Lounge	338 Pocasset Avenue Providence RI 02909	85	No
La Rueda Restaurant	1421 Broad Street Providence RI 02905	85	No
La Sonrisa Cafeteria Restaurant	320 Broad Street Providence RI 02907	85	No
Ladder 133 Bar and Grill	133 Douglas Avenue Providence RI 02908	85	No
Lancellotta's Banquet Restaurant	1113 Charles Street North Providence RI 02904	85	No
Lang's Bowlarama, Inc.	225 Niantic Avenue Cranston RI 02907-3186	85	No
Lanni Restaurant Group, LLC	16 Josephine Street North Providence RI 02904	85	No
LaSalle Academy	612 Academy Avenue Providence RI 02908	86	No
LaSalle Bakery	993 Smith Street Providence RI 02908	85	No
LaSalle Donuts Inc.	1009 Smith Street Providence RI 02908	85	No
Laughing Gorilla LLC	60 Valley Street Providence RI 02909	85	No
Laundromax - 1315 Broad Street, LLC	1315 Broad Street Providence RI 02905	92	No
Laundromax - 395 Admiral Street LLC	395 Admiral Street Providence RI 02908	92	No
Laundromax - 932 Atwells Ave LLC	932 Atwells Avenue Providence RI 02909	92	No
Laundromax - Mineral Spring Avenue	1778 Mineral Spring Avenue North Providence RI 02904	92	No
Laundry World	722 Cranston Street Providence RI 02907-3059	92	No
Laurelmead Cooperative Inc.	355 Blackstone Boulevard Providence RI 02906	86	No
Lawrence P. Stephenson, DDS, Ltd.	1826 Mineral Spring Avenue North Providence RI 02904	94	No
Lawrence Page, DMD, Inc.	31 Elmgrove Avenue Providence RI 02906	94	No
Layali	36 Weybosset Street Providence RI 02903	85	No
LCP Providence Hotel Investment	139 Mathewson Street Providence RI 02903	86	No
LDC, Inc.	64 Dyerville Avenue Johnston RI 02919-4411	59	No
Li Li Wok	600 Douglas Avenue Providence RI 02908	85	No
Lifespan Physician Group/Womens Medicine	148 West River Street, Suite 8 Providence RI 02904	95	No
Light & Conforti DMDs, LLC	189 Waterman Street Providence RI 02906	94	No
Lighthouse Restaurant, Inc.	1665 Hartford Avenue Johnston RI 02919	85	No
Like No Udder, LLC	170 Ives Street Providence RI 02906	85	No

## Industrial and Commercial Users

Field's - 2019

Company	Facility Address	Category	Significant
Lima Elementary School	222 Daboll Street Providence RI 02907	86	No
Lima Subs, LLC	306B Charles Street Providence RI 02904	85	No
L'Image	6 Industrial Lane Johnston RI 02919	42	No
Lincoln School	301 Butler Avenue Providence RI 02906	86	No
Little Sister	737A Hope Street Providence RI 02906	85	No
Livi's Pocket LLC	65 Weybosset Street, Unit 101 Providence RI 02903	85	No
LNP Enterprises, Inc.	1744 Mineral Spring Avenue North Providence RI 02911	85	No
Long Live Beer Works	40R Sprague Street Providence RI 02907	34	No
Long River Restaurant	433 Plainfield Street Providence RI 02909	85	No
Los Andes Restaurant	903 Chalkstone Avenue Providence RI 02908	85	No
Lotus Garden	223 Atwells Avenue Providence RI 02903	85	No
Louis Family Restaurant	286 Brook Street Providence RI 02906	85	No
Lovera VIP	1266 Broad Street Providence RI 02905	85	No
Lucky Kitchen	752 Hope Street Providence RI 02906	85	No
Luigi's Restaurant & Gourmet Express	1359 Hartford Avenue Johnston RI 02919	85	No
Luxe Burger Bar	5 Memorial Boulevard Providence RI 02903	85	No
M&M Diner	1031 Plainfield Street Johnston RI 02919	85	No
M&T Super Market	1059 Broad Street Providence RI 02905	81	No
M. G. Motors Inc.	1402 Atwood Avenue Johnston RI 02919	97	No
M.B. Rubinstein, DDS & R.J. Ducoff, DMD	362 Ives Street Providence RI 02906	94	No
Mac-Gray Services, Inc.	550 Hartford Avenue Providence RI 02909	92	No
Magic Gas & Carwash, Inc.	1885 Mineral Spring Avenue North Providence RI 02911	97	No
Magna Spirits, Inc.	122 Washington Street Providence RI 02903	85	No
Mahr, Inc	1144 Eddy Street Providence RI 02905-4509	52	No
Mahr, Inc.	1139 Eddy Street Providence RI 02905	11	Yes
Mainelli Tool & Die, Inc.	30 Houghton Street Providence RI 02904	42	No
Malachi's	134 Ives Street Providence RI 02906	85	No
Manchester Street, LLC	40 Point Street Providence RI 02903	27	Yes
Mansolillo Dental	1347 Hartford Avenue Johnston RI 02919	94	No
Manton Donuts, Inc.	51 Manton Avenue Providence RI 02909	85	No
Mao Virgulak	610 Plainfield Street Providence RI 02909	92	No
Mare Restaurant, LLC	229 Waterman Street Providence RI 02906	85	No
Mark Precision, Inc.	70 Salmon Street Providence RI 02909	42	No
Markos Automotive	141 Manton Avenue Providence RI 02909	97	No
Maru-Ken, Inc.	69 Washington Street Providence RI 02903	85	No



## Industrial and Commercial Users

Field's - 2019

Company	Facility Address	Category	Significant
Maya Bakery	113-115 Valley Street Providence RI 02909	81	No
Maya Guatemala, Inc.	264 Pocasset Avenue Providence RI 02909	85	No
McAllister Towing of Narragansett Bay	1 India Street Providence RI 02903	80	No
McAuley House	622 Elmwood Avenue Providence RI 02907	85	No
McBride's Pub	161 Wayland Avenue Providence RI 02906	85	No
McDonalds - Branch Avenue	736 Branch Avenue Providence RI 02904	85	No
McDonald's/Kristin Foods, Inc.	1377 Atwood Avenue Johnston RI 02919	85	No
MCM Technologies	175 Dupont Drive Providence RI 02907	24	No
Meast, LLC	58 DePasquale Avenue Providence RI 02903	85	No
Meeting Street	1000 Eddy Street Providence RI 02905	86	No
Mega Solutions, LLC	250 Brook Street Providence RI 02906	85	No
Mekong Market	314 Broad Street Providence RI 02907	81	No
Meller Optics, Inc.	120 Corliss Street Providence RI 02904	27	No
Metallurgical Solutions, Inc.	85 Aldrich Street Providence RI 02905	11	Yes
Metropolitan Career & Tech Ctr	325 Public Street Providence RI 02905	86	No
Mi Esquina Restaurant	1461 Broad Street Providence RI 02905	85	No
Mi Guatemala Restaurant	1049 Atwells Avenue Providence RI 02909	85	No
Mi Hacienda Restaurant	603 Plainfield Street Providence RI 02909	85	No
Mi Quisqueya Supermarket	933 Broad Street Providence RI 02907	81	No
Mi Sueno Inc.	1070 Broad Street Providence RI 02905	85	No
Middle Eddy, LLC	95 Eddy Street Providence RI 02903	85	No
Mills Coffee Roasting Co.	1058 Broad Street Providence RI 02905	89	No
Mills Tavern	101 North Main Street Providence RI 02903-1366	85	No
Minervas Pizza	20 South Angell Street Providence RI 02906	85	No
Miriam Hospital	164 Summit Avenue Providence RI 02906	90	No
Miriam Hospital - Rise Building	14 Third Street Providence RI 02906	95	No
Miriam Hospital - West River Road	146 West River Street Providence RI 02904	94	No
Mohegan Johnston (SM) Subs, LLC	1412 Atwood Avenue Johnston RI 02919	85	No
Mohegan Johnston (SM), LLC	1412 Atwood Avenue Johnston RI 02919	85	No
Monahan-Drabble-Sherman	230 Waterman Street Providence RI 02906	96	No
Monarch Metal Finishing Co. - Aurora St.	29 Aurora Street Providence RI 02908	11	Yes
Monarch Metal Finishing, Inc.	189 Georgia Avenue Providence RI 02905	11	Yes
Monro, Inc.	1400 Atwood Avenue Johnston RI 02919	97	No
Montecristo Restaurant LLC	488 Elmwood Avenue Providence RI 02907	85	No
Moody Machine Products, Inc.	141 Carolina Avenue Providence RI 02905	21	No

## Industrial and Commercial Users

Field's - 2019

Company	Facility Address	Category	Significant
Moran Foods, LLC	361 Reservoir Avenue Providence RI 02907	82	No
Moran Transportation Industries, Inc.	106 Francis Street Providence RI 02903	52	No
Morgan Mill Metals, LLC	25 Morgan Mill Road Johnston RI 02919	41	No
Moses Brown School	250 Lloyd Avenue Providence RI 02906	86	No
Mount Pleasant High School	434 Mount Pleasant Avenue Providence RI 02908	86	No
Mr. Biggs Saloon	1463 Atwood Avenue Johnston RI 02919	85	No
Mundo de Cigar	1622 Mineral Spring Avenue North Providence RI 02904	85	No
Muse Paintbar	117 North Main Street Providence RI 02903	99	No
Mutual Cornell	136 Corliss Street Providence RI 02904	95	No
My Car, Incorporated	1178 Atwood Avenue Johnston RI 02919	97	No
Nabsys 2.0 LLC	60 Clifford Street Providence RI 02903	95	No
Nami Japanese Restaurant	198 Atwells Avenue Providence RI 02903	85	No
Nara, LLC	248 Atwells Avenue Providence RI 02903	85	No
Narr. Electric (Allens Ave.)	642 Allens Avenue Providence RI 02905	52	No
Narr. Electric Co.-Vault Op.-FP	280 Melrose Street Providence RI 02907-2157	27	No
Narragansett Electric - Melrose Chiller	280 Melrose Street Providence RI 02907	51	No
Narragansett Improvement Co.	223 Allens Avenue Providence RI 02903	35	No
Narragansett Jewelry	100 Dupont Drive Providence RI 02907	11	Yes
Naseeb Corporation	912 Broad Street Providence RI 02907	85	No
Nathan Bishop Middle School	101 Sessions Street Providence RI 02906	86	No
National Amusements, Inc.	Ten Providence Place Providence RI 02903	99	No
Natural Mix Co., LLC	1 Providence Place Providence RI 02903	85	No
NBC - Water Quality Science Building	Seven Service Road Providence RI 02905	95	No
NC Dental, Inc.	1387 Broad Street Providence RI 02905	94	No
Nero Enterprises	235 Promenade Street Suite 100 Providence RI 02905	85	No
Nettie's Kettle Corn, LLC	1789 Smith Street North Providence RI 02911	81	No
New China	1331 Broad Street Providence RI 02905	85	No
New England Petroleum Terminal, LLC.	130 Terminal Road Providence RI 02905	59	No
New Harvest Coffee	65 Weybosset Street (Unit 118) Providence RI 02903	85	No
New Rivers Restaurant Group Inc.	9 Steeple Street Providence RI 02903	85	No
New Sky Market Inc.	744 Cranston Street Providence RI 02907	82	No
New Volpe Tailoring and Cleaning	592 Charles Street Providence RI 02904	92	No
New Wing Kee B-B-Q & Poultry	45 Central Street Providence RI 02907	85	No
New York Blood Center	405 Promenade Street Providence RI 02903	95	No
NGC INC.	74 Railroad Avenue Johnston RI 02919	81	No

## Industrial and Commercial Users

Field's - 2019

Company	Facility Address	Category	Significant
Nice Slice LLC	767 Westminster Street Providence RI 02903	85	No
Nickel Corporation	833-835 Hope Street Providence RI 02906	85	No
Nickel, Brass and Copper Wire, LLC	1 Horton Street Providence RI 02904	41	No
Nick's Auto Body, Inc.	44 Bradford Street Providence RI 02903	97	No
Nicks on Broadway	500 Broadway Providence RI 02909	85	No
NNC of Rhode Island, Inc.	1525 Hartford Avenue Johnston RI 02919	97	No
Noodles 102	102 Ives Street Providence RI 02906	85	No
Norman Brice Seggel	535 South Water Street Providence RI 02903	94	No
North Providence Dental Associates	1635 Mineral Spring Avenue # 201 North Providence RI 02904	94	No
North Providence High School	1828 Mineral Spring Avenue North Providence RI 02904	86	No
Northland Environmental LLC	252 Allens Avenue Providence RI 02905-5002	43	No
Nueva San Salvador Bakery, Inc.	1075 Chalkstone Avenue Providence RI 02908	81	No
Number One Cleaners RI 2016, Inc.	629 Killingly Street Johnston RI 02919	92	No
Nunez Fruits Market	1437 Broad Street Providence RI 02905	81	No
Oak 'N' Willow LLC	460 Wickenden Street Providence RI 02903	85	No
Oberlin	186 Union Street Providence RI 02903	85	No
Ocean State Endoscopy	148 West River Street Suite 3 Providence RI 02904	95	No
Ocean State Metals, Inc.	80 Delaine Street Providence RI 02909	46	No
Ocean State Peeled Potatoes	1587 Plainfield Pike Johnston RI 02919	81	No
Ogie's Trailer Park	1155 Westminster Street Providence RI 02909	85	No
Old Canteen Restaurant	120 Atwells Avenue Providence RI 02903	85	No
Olneyville NY System	18 Plainfield Street Providence RI 02909	85	No
Olson & Parent Funeral Home, Inc.	417 Plainfield Street Providence RI 02909	96	No
Olympic Pizza	1323 Broad Street Providence RI 02905	85	No
Omni Providence Hotel	One West Exchange Street Providence RI 02903	86	No
On the Go Laundromat	783 Hope Street Providence RI 02906	92	No
Orbit Energy Rhode Island, LLC.	289 Scituate Avenue Johnston RI 02919	34	Yes
OSI/Fleming's, LLC	1 West Exchange Street Providence RI 02903	85	No
Our Lady of the Rosary	21 Traverse Street Providence RI 02903	85	No
OV's Restaurant	489 Allens Avenue Providence RI 02905	85	No
P.F. Chang's China Bistro, Inc.	111 Providence Place Providence RI 02903	85	No
P.R.I. XVIII, L.P.	1 West Exchange Street Providence RI 02903	86	No
Pablo and Juan Jimenez	981 Broad Street Providence RI 02905	82	No
Panaderia El Paisano	928 Plainfield Street Johnston RI 02919	82	No
Panaderia El Quetzal, Inc.	445 Hartford Avenue Providence RI 02909	81	No

Industrial and Commercial Users  
Field's - 2019

Company	Facility Address	Category	Significant
Pane E Vino	365 Atwells Avenue Providence RI 02903	85	No
Panera Bread	43 Providence Place Providence RI 02903	85	No
Parkside Rotisserie & Bar	76 South Main Street Providence RI 02903	85	No
Parkview Bakery Cafe	1228 Broad Street Providence RI 02905	85	No
Pasha Lounge	840 Allens Avenue Providence RI 02905	85	No
Passionflower, Inc.	840 Allens Avenue Providence RI 02905	85	No
Pasta Beach Wayland Square LLC	195 Wayland Avenue Providence RI 02906	85	No
Pastiche	92 Spruce Street Providence RI 02903	85	No
Paul Cuffee High School	544 Elmwood Ave Providence RI 02907	86	No
Paul Cuffee School	459 Promenade Street Providence RI 02908	86	No
Paul's Dry Cleaning Services, Inc.	571 Hartford Avenue Providence RI 02909	92	No
Pauly Penta's Italian Deli	1290 Mineral Spring Avenue North Providence RI 02904-4606	85	No
Pearl Gray LLC	393 West Fountain Street Providence RI 02903	85	No
Pediatric Dentistry	226 Waterman Street Providence RI 02906-4387	94	No
People's Baptist Church	1275 Elmwood Avenue Cranston RI 02907	85	No
Pepper Dining, Inc.	255 Collyer Street Providence RI 02904	85	No
Periodontal Associates	189 Governor Street Providence RI 02906	94	No
Periodontics, Inc.	167 Gano Street Providence RI 02906	99	No
Persimmon Restaurant, LLC	99 Hope Street Providence RI 02906-2027	85	No
Peter Pan Bus Lines	One Peter Pan Way Providence RI 02904	37	No
PG Foods Inc.	1017 Smith Street Providence RI 02908	85	No
Philip D. Barr, DDS	247 South Main Street Providence RI 02903	94	No
Pho Horn's Inc.	50 Ann Mary Street Pawtucket RI 02860	85	No
Pierce Manor	20 Grand Street Providence RI 02907	86	No
Pinelli's Restaurant & Bar	1035 Douglas Avenue Providence RI 02904	85	No
Pinkberry	128 Providence Place, Level 3 Providence RI 02903	85	No
Pio Pio Restaurant	489 Plainfield Street Providence RI 02909	85	No
Pipeline Restaurant	267 Thayer Street Providence RI 02906	85	No
Pitos Restaurant I	1029 Broad Street Providence RI 02905	85	No
Pizza J	967 Westminster Street Providence RI 02903	85	No
Pizza Palace	1583 Plainfield Pike Johnston RI 02919	85	No
Pizza Pie Er	374 Wickenden Street Providence RI 02903	85	No
Pizza Queen - Weybosset Street	215 Weybosset Street Providence RI 02903	85	No
Pizza Roma	1092 Chalkstone Avenue Providence RI 02908	85	No
Pizzeria Gusto, Inc.	259 Broadway Providence RI 02903	85	No

## Industrial and Commercial Users

Field's - 2019

Company	Facility Address	Category	Significant
PJ's Pub of Johnston LLC	198 Putnam Pike Johnston RI 02919	85	No
Plainfield Donuts, Inc.	672 Plainfield Street Providence RI 02903	85	No
Plant City Providence	334 South Water Street Providence RI 02903	85	No
Pocasset Bay Retirement Community	12 Old Pocasset Lane Johnston RI 02919	86	No
Poke For Me 4, LLC	213 Thayer Street Providence RI 02906	85	No
Pollo Campero	661 Atwells Avenue Providence RI 02909	85	No
Popeye's Chicken	77 Reservoir Avenue Providence RI 02909	85	No
Popeye's Chicken and Biscuits	Providence Place Mall Providence RI 02903	85	No
Portion Meat Associates	356 Valley Street Providence RI 02908	81	No
Pranzi Catering	10 Rosario Drive Providence RI 02909-5402	85	No
PRI I	21 Atwells Ave Providence RI 02903	85	No
PRI I, LP	21 Atwells Avenue Providence RI 02903	86	No
Price Rite	325 Valley Street Providence RI 02908	82	No
PRII, LP	21 Atwells Avenue Providence RI 02903	85	No
Prince Enameling Company, Inc.	10 Alcazar Avenue Johnston RI 02919	42	No
Princess and Sons Three, LLC	1755 Smith Street North Providence RI 02911	85	No
Princess Enterprises II, Inc.	583 Elmwood Avenue Providence RI 02907	85	No
Pristine Auto Salon	140 Vandewater Street Providence RI 02908	97	No
Prospect CharterCARE RWMC, LLC	825 Chalkstone Avenue Providence RI 02908	90	No
Prospect CharterCARE RWMC, LLC (Maude)	50 Maude Street Providence RI 02908	90	No
Prospect CharterCARE SJHSRI	200 High Service Avenue North Providence RI 02904	90	No
Prospect CharterCARE SJHSRI, LLC	21 Peace Street Providence RI 02907	94	No
Prothera Biologics, Inc.	349 Eddy Street Providence RI 02903	95	No
Prov. College- Albertus Magnus	Providence College Campus Providence RI 02918	95	No
Prov. College- Suites Building	Providence College Campus Providence RI 02918	86	No
Prov. College-Peterson Recreation Center	Providence College Campus Providence RI 02918	89	No
Prov. Journal Co. - Production Facility	1 Providence Place Way Providence RI 02903	24	Yes
Providence Auto Body, Inc.	350 Silver Spring Street Providence RI 02904	97	No
Providence Auto Body, Inc.	476 Silver Spring Street Providence RI 02904	97	No
Providence Biltmore Hotel	11 Dorrance Street Providence RI 02903	86	No
Providence Brewing Company LLC	1920 Mineral Spring Avenue, Suite 11 North Providence RI 02904	89	No
Providence Capital III, LLC	170 Westminster Street Providence RI 02903	86	No
Providence Career & Technical Academy	41 Fricker Street Providence RI 02903	86	No
Providence Coal Fired Pizza	385 Westminster Street Providence RI 02903	85	No
Providence College - Alumni Hall	Providence College Campus Providence RI 02918	86	No

Industrial and Commercial Users

Field's - 2019

Company	Facility Address	Category	Significant
Providence College - Aquinas Hall	Providence College Campus Providence RI 02918	86	No
Providence College - Bedford Hall	Providence College Campus Providence RI 02918	86	No
Providence College - Ceramics	Providence College Campus Providence RI 02918	89	No
Providence College - Davis Hall	Providence College Campus Providence RI 02918	86	No
Providence College - Ditragia Hall	Providence College Campus Providence RI 02918	86	No
Providence College - Fennell Hall	Providence College Campus Providence RI 02918	86	No
Providence College - Guzman Hall	Providence College Campus Providence RI 02918	86	No
Providence College - Hickey/Sowa Hall	Providence College Campus Providence RI 02918	95	No
Providence College - Hunt-Cavanagh	Providence College Campus Providence RI 02918	93	No
Providence College - Italy Street	7 Italy Street Providence RI 02918	97	No
Providence College - Joseph Hall	Providence College Campus Providence RI 02918	86	No
Providence College - Mal Brown Hall	Providence College Campus Providence RI 02918	86	No
Providence College - McDermott Hall	Providence College Campus Providence RI 02918	86	No
Providence College - McVinney Hall	Providence College Campus Providence RI 02918	86	No
Providence College - Meagher Hall	Providence College Campus Providence RI 02918	86	No
Providence College - Raymond Hall	Providence College Campus Providence RI 02918	86	No
Providence College - Schneider Arena	Providence College Campus Providence RI 02918	89	No
Providence College- Cunningham Hall	Providence College Campus Providence RI 02918	86	No
Providence College- Smith Ctr. for Arts	Providence College Campus Providence RI 02918	99	No
Providence College-Power Plant	Huxley Avenue Providence RI 02918	53	No
Providence College-School of Business	Providence College Campus Providence RI 02918	85	No
Providence College-Service Building	Providence College Campus Providence RI 02918	99	No
Providence College-St. Aquinas Priory	Providence College Campus Providence RI 02918	86	No
Providence Community Health Centers, Inc	335R Prairie Avenue Providence RI 02905	94	No
Providence Community Library	1 Olneyville Square Providence RI 02909	84	No
Providence Dental Group	200 Waterman Street Providence RI 02906	94	No
Providence Dental Laboratory	908 Broad Street Providence RI 02907	99	No
Providence Elementary School	50 Springfield Street Providence RI 02909	86	No
Providence Kitchen Collaborative	55 Cromwell Street Providence RI 02907	85	No
Providence Oyster Bar	283 Atwells Avenue Providence RI 02903	85	No
Providence Pancakes, Inc.	45 Pleasant Valley Parkway Providence RI 02908	85	No
Providence Parks Department	350 Niantic Avenue Providence RI 02907	85	No
Providence Place Pockets	288 Thayer Street Providence RI 02906	85	No
Providence Public Safety Complex	325 Washington Street Providence RI 02903	86	No
Providence River Animal Hospital	131 Point Street Providence RI 02903	99	No

## Industrial and Commercial Users

Field's - 2019

Company	Facility Address	Category	Significant
Providence School Department	65 Greenwich Avenue Providence RI 02907	86	No
Providence School Department	60 Camden Avenue Providence RI 02908	86	No
Providence School Dept.	152 Springfield Street Providence RI 02909-5833	86	No
Providence Schools	1450 Broad Street Providence RI 02908	86	No
Providence Schools	99 Kenyon Street Providence RI 02903	86	No
Providence Schools	182 Thurbers Avenue Providence RI 02905	86	No
Providence Schools - 797 Cafe	797 Westminster Street Providence RI 02903	85	No
Providence Specialty Products, LLC	33 Dearborn Street Providence RI 02909	34	Yes
Providence Water Supply Board	125 Dupont Drive Providence RI 02907	37	No
Punta Cana Bistro	500 Broad Street Providence RI 02903	85	No
Pure Haven, LLC	One Carding Lane Johnston RI 02919	35	No
PVD Bread LLC	103 Point Street Providence RI 02903	85	No
PVDonuts, LLC	79 Ives Street Providence RI 02906	85	No
Quality Beef Co., Inc.	25 Bath Street Providence RI 02908	81	No
Quality Seafood	23 A Greenville Avenue Johnston RI 02919	81	No
Quality Spraying Technologies	150 Park Lane Providence RI 02907	27	No
Quest Diagnostics Inc. (Atwood)	1524 Atwood Avenue, Suite LL1 Johnston RI 02919	95	No
R & J Manufacturing Company	One Carding Lane Johnston RI 02919	24	No
R.I. Beef & Veal, Inc	60 Armento Street Johnston RI 02919	81	No
R.I. D.O.T.-Materials Testing	Two Capitol Hill Providence RI 02903	95	No
R.I. Hospital - Coro Building	167 Point Street Providence RI 02903	95	No
R.I. Hospital - Hasbro Childrens	593 Eddy Street Providence RI 02903	90	No
R.I. Provision Company	5 Day Street Johnston RI 02919	81	No
R.I.P.T.A. - 265 Melrose	265 Melrose Street Providence RI 02905	37	No
R.I.P.T.A. - 750 Elmwood	750 Elmwood Avenue Providence RI 02907	37	No
R.I.P.T.A. - Para-Transit Facility	705 Elmwood Avenue Providence RI 02907	37	No
R.I.P.T.A.-New Bus Facility	269 Melrose Street Providence RI 02907	37	No
RAA, Inc.	141 Atwells Avenue Providence RI 02903	85	No
Rainbow Cleaners, Inc.	101 Reservoir Avenue Providence RI 02907	92	No
Rainbow Water	328 Broad Street Providence RI 02907	85	No
Ralde LLC	718 Plainfield Street Providence RI 02909	92	No
Rangina, Inc.	936 Atwells Avenue Providence RI 02909	85	No
Ran-Zan	1084 Hope Street Providence RI 02906	85	No
Rasmey Corp.	1088 Chalkstone Providence RI 02908	85	No
RB Donuts Inc.	1113 Mineral Spring Avenue North Providence RI 02904	85	No

Industrial and Commercial Users  
Field's - 2019

Company	Facility Address	Category	Significant
RB Donuts, Inc.	10 Waterman Avenue North Providence RI 02911	85	No
RCJ Inc.	55 Pine Street Providence RI 02903	85	No
Reali's Fine Italian Cuisine	79 Putnam Pike Johnston RI 02919	85	No
Rebel Lounge and Restaurant	50 Exchange Terrace Providence RI 02903	85	No
Rebelle Artisan Bagels	110 Doyle Street Providence RI 02906	85	No
Red Stripe East Side, LLC.	465 Angell Street Providence RI 02906	85	No
Regency Plaza	One Regency Plaza Providence RI 02903-3158	86	No
Regency Plaza - East Building #3	Three Regency Plaza Providence RI 02903-3113	86	No
Regency Plaza - West Building #2	Two Regency Plaza Providence RI 02903-3149	86	No
Renaissance Providence	5 Avenue of the Arts Providence RI 02903	86	No
Reservoir Avenue School	156 Reservoir Avenue Providence RI 02907	86	No
Restaurant Associates of Prov. LLC I	61 Orange Street Providence RI 02903	85	No
Restaurant Associates of Prov. LLC II	61 Orange Street Providence RI 02903	85	No
Restaurant Associates of Prov. LLC IV	86 Dorrance Street Providence RI 02903	85	No
Restaurant Mexico Garibaldi	948 Atwells Avenue Providence RI 02909	85	No
Rhode Island Billiards Club	2026 Smith Street North Providence RI 02911	85	No
Rhode Island Chemical Corporation	754 Branch Avenue Providence RI 02904	43	No
Rhode Island College - Connection 1	600 Mount Pleasant Avenue Providence RI 02908	89	No
Rhode Island College - Connection 2	600 Mount Pleasant Avenue Providence RI 02908	43	No
Rhode Island College - Connection 3	600 Mount Pleasant Avenue Providence RI 02908	99	No
Rhode Island College - Connection 4	600 Mount Pleasant Avenue Providence RI 02908	86	No
Rhode Island Convention Center	One Sabin Street Providence RI 02903	86	No
Rhode Island Convention Center Authority	75 Clifford Street Providence RI 02903	40	Yes
Rhode Island Favorite Chicken III, LLC	539 Smith Street Providence RI 02908	85	No
Rhode Island Heat Treating Co.	81 Aldrich Street Providence RI 02905	51	No
Rhode Island Hospital	593 Eddy Street Providence RI 02903	90	No
Rhode Island Resource Recovery Corp.	65 Shun Pike Johnston RI 02919	34	Yes
Rhode Island School of Design	55 Angell Street Providence RI 02903	85	No
Rhode Rockets Inc.	40 Providence Place Providence RI 02903	85	No
RI Community Food Bank	200 Niantic Avenue Providence RI 02907	85	No
RI Dept Health, Div. of Labs & Med. Exam	50 Orms Street Providence RI 02904	95	No
RI Doughnut Venture Group, LLC	32 Custom House Street Providence RI 02903	85	No
RI Mt Fuji Inc.	80 Dean Street Providence RI 02903	85	No
RI Yummy	724 Cranston Street Providence RI 02907	85	No
RIC Donuts, LLC	600 Mount Pleasant Avenue-Craig Lee Hall Providence RI 02908	85	No



Industrial and Commercial Users

Field's - 2019

Company	Facility Address	Category	Significant
Ricci Family Dentistry	1252 Smith Street Providence RI 02908	94	No
Rich Group	1284 Plainfield Street Johnston RI 02919	52	No
RISD - 15 Westminster Street	15 Westminster Street Providence RI 02903	86	No
RISD - Auditorium	1 Canal Street Providence RI 02903	84	No
RISD - Bayard-Ewing Building	231 South Main Street Providence RI 02903	99	No
RISD - Benson Hall	235 Benefit Street Providence RI 02903	24	No
RISD - Central Power Plant	7 - 14 North Main Street Providence RI 02903	52	No
RISD - College Building	2 College Street Providence RI 02903	23	No
RISD - Design Center	30 North Main Street Providence RI 02903	93	No
RISD - Dexter House Garage	187 Benefit Street Providence RI 02903	99	No
RISD - East Hall	48 Waterman Street Providence RI 02903	86	No
RISD - Fletcher Building	212 Union Street Providence RI 02903	99	No
RISD - Homer Hall	55 Angell Street Providence RI 02903	86	No
RISD - Industrial Design Building	161 South Main Street Providence RI 02903	99	No
RISD - Market House	4 North Main Street Providence RI 02903	84	No
RISD - Mason (CIT) Building	212 Union Street Providence RI 02903	99	No
RISD - Memorial Hall	226 Benefit Street Providence RI 02903	99	No
RISD - Metcalf Building	9 North Main Street Providence RI 02903	43	No
RISD - Museum	224 Benefit Street Providence RI 02903	85	No
RISD - Nickerson Hall	55 Angell Street Providence RI 02903	86	No
RISD - North Dorm	60 Waterman Street Providence RI 02903	86	No
RISD - South Hall	48 Waterman Street Providence RI 02903	86	No
RISD - Washington Building	20 Washington Place Providence RI 02903	99	No
RISD - Waterman Building	13 Waterman Street Providence RI 02903	99	No
RISD - Winston Clock Tower	55 Angell Street Providence RI 02903	53	No
RISD-Colonial Apartments	171 Benefit Street Providence RI 02903	86	No
RISD-Illustration Studies Building	55 Canal Street Providence RI 02903	84	No
RISD-What Cheer Garage	28 Meeting Street Providence RI 02903	84	No
Ristorante Lucia	154 Atwells Avenue Providence RI 02903	85	No
Rita's Pizza	496 Cranston Street Providence RI 02907	85	No
RJ Franco Inc.	76 Westminster Street Providence RI 02903	85	No
Roastmeisters Coffee, LLC	204 South Main Street Providence RI 02903	85	No
Robert L. Bailey Elementary School	65 Gordon Avenue Providence RI 02905	86	No
Roberts Polishing	928 Plainfield Street Johnston RI 02919	46	No
Roger Williams Park Zoo	1000 Elmwood Avenue Providence RI 02907	85	No

## Industrial and Commercial Users

Field's - 2019

Company	Facility Address	Category	Significant
Roger Williams Park Zoo	1000 Elmwood Avenue Providence RI 02907	95	No
Roger Williams Zoo	1000 Elmwood Avenue Providence RI 02907	85	No
Roger Williams Zoo - Carousel Cafe	1000 Elmwood Avenue Providence RI 02907	85	No
Roger Williams Zoo - Wilderness Cafe	1000 Elmwood Avenue Providence RI 02907	85	No
Rogue Island Group LLC	65 Weybosset Street, Unit 108 Providence RI 02903	85	No
ROM Deli, Inc.	100 Fountain Street - Unit 1C Providence RI 02903	85	No
Roma LLC	310 Atwells Avenue Providence RI 02903	85	No
Ron's Pastry Gourmet	170 Royal Little Drive Providence RI 02904-1860	81	No
Rosa Mia Pizza and More	133 Greenville Avenue Johnston RI 02919	85	No
Rosalina - RI	50 Aborn Street Providence RI 02903	85	No
Rosario Society	17 Rosario Drive Providence RI 02903	85	No
Royal Fried Chicken, Inc.	2046 Smith Street North Providence RI 02911	85	No
Ruby Thai Providence Place, Inc.	1 Providence Place, Space #5145 Providence RI 02903	85	No
Rue Bis	95 South Street Providence RI 02903	85	No
Russell J. Boyle & Son	331 Smith Street Providence RI 02908	96	No
RVS Mfg. Co.	387 George Waterman Road Johnston RI 02919	41	No
Ryan Health Center, Inc.	80 Morgan Avenue Johnston RI 02919-6768	86	No
S&D Eddy, LLC	850 Eddy Street Providence RI 02905	85	No
S.B. Winsor Dairy	18 Clinton Street Johnston RI 02919	84	No
Sage Manufacturing Company, Inc.	24 Althea Street Providence RI 02907	43	No
Saint Elizabeth Assisted Living	109 Melrose Street Providence RI 02903	86	No
Sajo's Gourmet Pizzeria	85 Richmond Street Providence RI 02903	85	No
Saki's Pizzeria	199 Weybosset Street Providence RI 02903	85	No
Sakura Restaurant, Inc.	231 Wickenden Street Providence RI 02903	85	No
Salon Bar LLC	57 Eddy Street Providence RI 02903	85	No
Sal's Bakery	1288 Chalkstone Avenue Providence RI 02908	81	No
Salted Slate, Inc.	485 Angell Street Providence RI 02906	85	No
Sammy's House of Pizza	1388 Mineral Spring Avenue North Providence RI 02904	85	No
Sam's New York System	1031 Mineral Spring Avenue North Providence RI 02904	85	No
Samuel Sinclair Dental Center	593 Eddy Street Providence RI 02903	94	No
Sangtong, LLC	167 Ives Street Providence, RI RI 02906	85	No
Sans Gluten Artisan Bakery	39 Greenville Avenue, Unit D Johnston RI 02919	81	No
Saptagiri LLC	100 Twin River Road Lincoln RI 02865	85	No
Sara Foods LLC	145 Dean Street Providence RI 02903	85	No
SC Restaurant, LLC	783B Hope Street Providence RI 02906	85	No

## Industrial and Commercial Users

Field's - 2019

Company	Facility Address	Category	Significant
Scarlet Restaurant	99 Academy Avenue Providence RI 02908	85	No
Schroder's Deli & Catering	1302 Atwood Avenue Johnston RI 02919	85	No
SCI Rhode Island Funeral Services, LLC	971 Branch Avenue Providence RI 02904-1003	96	No
SCI RI Funeral Services LLC	627 Union Avenue Providence RI 02909	96	No
Scialo Bros. Bakery	257 Atwells Avenue Providence RI 02903	81	No
Sea Coast Investment Corp	334 Westminster Street Providence RI 02903	85	No
Sengduang, LLC	1369 Hartford Avenue Johnston RI 02919	85	No
Serendipity Heaven	173 Weybosset Street Providence RI 02903	85	No
Seven Sisters Restaurant	292 Pocasset Avenue Providence RI 02909	85	No
Shake Shack	249 Thayer Street Providence RI 02906	85	No
Shaw's Supermarket Store #7443	15 Smithfield Road N. Providence RI 02904	82	No
Shell Oil Products Company	1680 Hartford Avenue Johnston RI 02919	97	No
Shore's Market, Inc.	1590 Mineral Spring Avenue North Providence RI 02904	82	No
Sicilia's Pizzeria	181 Atwells Avenue Providence RI 02903	85	No
Siena, Inc.	236 - 238 Atwells Avenue Providence RI 02903	85	No
Silvershell Hospitality Services, LLC	225A Westminster Street Providence RI 02903	85	No
Simplex Engine & Machine, Inc.	1011 Westminster Street Providence RI 02903-4022	42	No
Sin LLC	1413 Westminster Street Providence RI 02905	85	No
SJM Brothers LLC	269 Valley Street Providence RI 02909	85	No
SJM Brother's LLC	269 Valley Street Providence RI 02909	85	No
Smith Hill Laundromat	411 Smith Street Providence RI 02908	92	No
Smith Street Donuts, Inc	251 Smith Street Providence RI 02908-4954	85	No
Smith Street Little Caesars LLC	539 Smith Street Providence RI 02908	85	No
Smithfield Ave Donuts, LLC	440 Smithfield Avenue Providence RI 02904	85	No
Snookers Inc.	53 Ashburton Street Providence RI 02904	85	No
So Fresh, and So Clean	942 Mineral Spring Avenue North Providence RI 02904	97	No
Soban Korean Eatery	272 Thayer Street Providence RI 02906	85	No
Social House, LLC	41 Central Street Providence RI 02907	85	No
Sophia Academy	582 Elmwood Avenue Providence RI 02907	86	No
Sophia Laundromat Inc.	215 Union Avenue Providence RI 02909	92	No
Sorrento Restaurant	1848 Smith Street North Providence RI 02911	85	No
South Beach Cafe	336 Atwells Avenue Providence RI 02903	85	No
Specialty Cleansing Company	1241 Smith Street Providence RI 02908	92	No
Spectrum Coatings Lab. Inc.	217 Chapman Street Providence RI 02905	46	No
Speedy Pizza	2244 Mineral Spring Avenue North Providence RI 02911	85	No

## Industrial and Commercial Users

Field's - 2019

Company	Facility Address	Category	Significant
Spike's Junkyard Dogs	485 Branch Avenue Providence RI 02904	85	No
Sprague Energy Corporation	144 Allens Avenue Providence RI 02903	52	No
SRC East Side LLC	1 Butler Avenue Providence RI 02906	86	No
SRC Providence, LLC	353 Blackstone Boulevard Providence RI 02906	86	No
Starbucks	1 Providence Place Providence RI 02903	85	No
Starbucks (Financial Plaza)	One Financial Plaza Providence RI 02903	85	No
Starbucks Coffee Company #7419	468 Angell Street Providence RI 02906	85	No
Starbucks Corporation	1412 Atwood Avenue Johnston RI 02919	85	No
Steere House Nursing Center	100 Borden Street Providence RI 02903	86	No
Sterling Cleaners	288 Cranston Street Providence RI 02907	92	No
Steven A. Sack, D.M.D	151 Waterman Street Providence RI 02906	94	No
Steven W. Silverberg DDS	1637 Mineral Spring Avenue North Providence RI 02904	94	No
Stop & Shop Supermarket #703	11 Commerce Way Johnston RI 02919	82	No
Stop & Shop Supermarket #722	850 Manton Avenue Providence RI 02909	82	No
Stop & Shop Supermarket #724	1128 Mineral Spring Avenue North Providence RI 02904	82	No
Stop & Shop Supermarket #725	333 West River Street Providence RI 02904	82	No
Subway (Atwood Ave.)	1500 Atwood Avenue Johnston RI 02919	85	No
Subway (Kennedy Plaza)	2 Kennedy Plaza #2 Providence RI 02903	85	No
Sugarman-Sinai Memorial Chapel	458 Hope Street Providence RI 02906	96	No
Sun-Brite Laundromat	1557 Plainfield Pike Johnston RI 02919	92	No
Sur La Table	One Providence Place #3250 Providence RI 02903	85	No
Sura 153, Inc.	232 Westminster Street Providence RI 02903	85	No
Surface Coatings, LLC	26 Plymouth Street Providence RI 02907	11	Yes
Sushi Cafe	Providence Place Mall Providence RI 02903	85	No
Swan Point Cemetery	585 Blackstone Boulevard Providence RI 02906	97	No
Swash Autowash, LLC	850 Manton Avenue Providence RI 02909	97	No
SWG Promotions, LLC	6 Robin Street Providence RI 02908	99	No
Sydney Providence LLC	400 Exchange Street Unit F Providence RI 02903	85	No
T&W Chinese Restaurant, Inc	550 Hartford Avenue Providence RI 02909	85	No
T.J.N. Restaurant, Inc.	326 Cranston Street Providence RI 02907	85	No
Taco Bell	165 Providence Place Mall Providence RI 02903	85	No
Tallulah's Taqueria	146 Ives Street Providence RI 02906	85	No
Taste of India	230 Wickenden Street Providence RI 02903	85	No
Tavares, LLC	1017 Broad Street Providence RI 02905	85	No
Technodic, Inc.	245 Carolina Avenue Providence RI 02905	11	Yes

Industrial and Commercial Users  
Field's - 2019

Company	Facility Address	Category	Significant
Tel-Aviv Cigar Bar & Grill LLC	25 Bridge Street Providence RI 02903	85	No
Tenares Supermarket	484 Cranston Street Providence RI 02907	82	No
Tercat Tool & Die Company, Inc.	31 Delaine Street Providence RI 02909	46	No
Teriyaki House	217 Westminster Street Providence RI 02903	85	No
Thayer Street Scoops, LLC	224 Thayer Street Providence RI 02906	85	No
The Abbey	686 Admiral Street Providence RI 02908	85	No
The Aesthetic Dental Studio of RI	2148 Mineral Spring Avenue North Providence RI 02911	94	No
The Ave Bar & Grill	1428 Hartford Avenue Johnston RI 02919	85	No
The Birch Group, LLC	200 Washington Street Providence RI 02903	85	No
The Cadillac Lounge	361 Charles Street Providence RI 02904	85	No
The Cheesecake Factory Restaurants, Inc.	94 Providence Place Providence RI 02903	85	No
The Corporate Cafe'	40 Westminster Street Providence RI 02903	85	No
The Dorrance, LLC	60 Dorrance Street Providence RI 02903	85	No
The Family Cake, LLC	243 Manton Avenue Providence RI 02909	81	No
The Foundry Associates	297 Promenade Street Providence RI 02908	37	No
The Genesis Center	620 Potters Avenue Providence RI 02907	86	No
The Grande LLC	224 Atwells Avenue Providence RI 02903	85	No
The Grange	166 Broadway Providence RI 02903	85	No
The Industrious Spirit Company, LLC	1 Sims Avenue Unit 103 Providence RI 02909	34	No
The Laundry Club	140 Medway Street Providence RI 02906	92	No
The Merit, LLC	292 Atwells Avenue Providence RI 02903	85	No
The Original Italian Bakery, Inc.	915 Atwood Avenue Johnston RI 02919	81	No
The Pizza Gourmet	357 Hope Street Providence RI 02906	85	No
The Providence Center	520 Hope Street Providence RI 02906	86	No
The Providence Center	528 - 530 North Main Street Providence RI 02904	86	No
The Providence Mint, Inc.	1205 Westminster Street Providence RI 02909	44	No
The Providence School Department	1655 Westminster Street Providence RI 02909-1893	86	No
The River Social	200 Exchange Street, Unit A Providence RI 02903	85	No
The Salted Slate	186 Wayland Avenue Providence RI 02906	85	No
The Sandwich Hut	1253 North Main Street Providence RI 02904	85	No
The Sandwich Shop	8 Academy Avenue Providence RI 02908	85	No
The Sharpe Building	25 Holden Street Providence RI 02908	86	No
The Shop on Westminster	1551 Westminster Street Providence RI 02909	85	No
The Small Point Cafe	230 Westminster Street Providence RI 02903	85	No
The Village, LLC	373 Richmond Street Providence RI 02903	85	No

## Industrial and Commercial Users

Field's - 2019

Company	Facility Address	Category	Significant
The Whiskey Republic	515 South Water Street Providence RI 02903	85	No
This Guy's Pizza	80 Greenville Avenue Johnston RI 02909	85	No
Thomas C. Slater Compassion Center	1 Corliss Street Providence RI 02904	35	No
Thomas S Mulvey DDS LLC	111 Point Street Providence RI 02903	94	No
Three Sisters, LLC	1074 Hope Street Providence RI 02906	85	No
Tienda y Taqueria Puebla	1070A Chalkstone Avenue Providence RI 02908	85	No
Times 2 Incorporated	50 Fillmore Street Providence RI 02908-3105	86	No
Toast and Eggs	2017 Smith Street North Providence RI 02911	85	No
Tokyo Restaurant	388 Wickenden Street Providence RI 02903	85	No
TOM FOOD LLC	1526 Smith Street North Providence RI 02911	85	No
Tommy's Pizza, Inc.	936 Chalkstone Avenue Providence RI 02908	85	No
Tony's Colonial Food	311 Atwells Avenue Providence RI 02903	85	No
Tool Craft Inc. / Ru-Mart Inc.	767 Hartford Avenue Johnston RI 02919	41	No
Tool Time	75 South Street Providence RI 02903	85	No
Top of the Hill LLC	71 Bradford Street Providence RI 02903	85	No
Torg LLC	300 Broadway Providence RI 02903	85	No
Toro	175 Putnam Pike Johnston RI 02919	85	No
Tortilleria el Quetzal	451 Hartford Avenue Providence RI 02909	81	No
Tower Manufacturing Corp.	25 Reservoir Avenue Providence RI 02907	27	No
Town Hall Laundromat	1349 Hartford Avenue Johnston RI 02919	92	No
Town Laundry	599 Elmwood Avenue Providence RI 02907	92	No
Town of Johnston	One Memorial Avenue Johnston RI 02919	84	No
Town of North Providence Mancini Center	2 Atlantic Boulevard North Providence AK 02911-1942	86	No
TPG 100 Sabin Hotel, LLC	100 Sabin Street Providence RI 02903	86	No
Trattoria Zooma	245 Atwells Avenue Providence RI 02903	85	No
Travelers Auto Body, Inc.	299 Allens Avenue Providence RI 02905	97	No
Triad Pizza, Inc.	1010 Chalkstone Avenue Providence RI 02905	85	No
Tri-Jay Company	2 Industrial Lane Johnston RI 02919	11	Yes
Trinity Brewhouse	186 Fountain Street Providence RI 02903	85	No
Trinity Management Co., LLC	343 Broad Street Providence RI 02907	85	No
True Bagels	222 Richmond Street Providence RI 02903	85	No
True Bagels Inc.	250 Brook Street Providence RI 02906	85	No
True Bagels, Inc.	288 Thayer Street Providence RI 02906	85	No
True Blue Car Wash	1527 Mineral Spring Avenue North Providence RI 02904	97	No
True Blue Carwash	504 Killingly Street Johnston RI 02919	97	No

## Industrial and Commercial Users

Field's - 2019

Company	Facility Address	Category	Significant
Twin's Pizza, Inc.	1000 Mineral Spring Avenue North Providence RI 02904	85	No
Two 88	288 Valley Street Providence RI 02908	85	No
U.S. Postal Service - P&DC	24 Corliss Street Providence RI 02904-9997	27	No
UCAP	75 Carpenter Street Providence RI 02905	86	No
UMelt Weybosset, Inc.	129 Weybosset Street Providence RI 02903	85	No
Uncle Tonys Pizza and Pasta	46 Putnam Pike Johnston RI 02919	85	No
Underground Billiards, LLC	928 Plainfield Street Johnston RI 02919	85	No
Unique Plating Company	66 Mill Street Johnston RI 02919	11	Yes
United States Postal Service - Providence VMF	55 Corliss Street Providence RI 02904-9722	37	No
Univar USA, Inc.	6 Harborside Boulevard Providence RI 02905	22	Yes
Universal Plating Company, Inc.	25 River Avenue Providence RI 02908	11	Yes
University of Rhode Island- Shepard Bldg	80 Washington Street Providence RI 02903-1819	95	No
Uno Of Providence, Inc.	82 Providence Place - Room 103 Providence RI 02903	85	No
Urban Greens	93 Cranston Street Providence RI 02907	82	No
UTGR, Inc.	100 Twin River Road Lincoln RI 02865	85	No
Vanity Entertainment Group LLC	566 South Main Street Providence RI 02903	85	No
Vaseleo's	1388 Mineral Spring Avenue North Providence RI 02904	85	No
Vasilios Pizza	579 Atwells Avenue Providence RI 02909	85	No
Veazie Street School	211 Veazie Street Providence RI 02904	86	No
Veggie Fun	123 Dorrance Street Providence RI 02903	85	No
Venda Ravioli - DePasquale	81 DePasquale Avenue Providence RI 02903	85	No
Venda Ravioli - Royal Little Drive	150 Royal Little Drive Providence RI 02904	81	No
Venda Ravioli Inc. - 271 Atwells Avenue	271 Atwells Avenue Providence RI 02903	85	No
Verichem Laboratories, Inc.	90 Narragansett Avenue Providence RI 02907	95	No
Verizon	Allens Ave Providence RI 02905	27	No
Villa Italian Kitchen	Providence Place Mall Providence RI 02903	85	No
Virginia & Spanish Peanut Co.	260 Dexter Street Providence RI 02907-2726	81	No
Viva Mexico Cantina	129 Washington Street Providence RI 02903	85	No
Vivi Bubble Tea, Inc.	224 Thayer Street, #2A Providence RI 02906	85	No
Vivi Bubble Tea, Inc.	28 Providence Place Providence RI 02903	85	No
V-Mart	176 Narragansett Avenue Providence RI 02907	82	No
Waffle	45 Weybosset Street Providence RI 02903	85	No
Walach Enterprises Providence, LLC	649 North Main Street Providence RI 02904	85	No
Walsh's Auto Body and Sales, Inc.	60 Narragansett Avenue Providence RI 02907	97	No
WaraWara	776 Hope Street Providence RI 02906	85	No

## Industrial and Commercial Users

Field's - 2019

Company	Facility Address	Category	Significant
Warwick Poultry Company Inc.	60 Bath Street Providence RI 02908	81	No
Waterfire Providence	475 Valley Street Providence RI 02908	97	No
Waterman Grill, LLC	4 Richmond Square Providence RI 02906	85	No
Waterman Laundromat	146 Waterman Avenue North Providence RI 02911	92	No
Webster Avenue School	191 Webster Avenue Providence RI 02909	86	No
Wendy's International, Inc. (Charles)	391 Charles Street Providence RI 02904-2209	85	No
Wendy's International, Inc. (Eddy)	731-751 Eddy Street Providence RI 02903	85	No
Wendy's International, Inc. (Manton)	850 Manton Avenue Providence RI 02919	85	No
Weng and Jiang LLC	680 Elmwood Avenue Providence RI 02907	85	No
Wes' Rib House	38 Dike Street Providence RI 02909	85	No
West Fountain, LLC	425 West Fountain Street, #106 Providence RI 02903-3530	85	No
West River Cafe, LLC	148 West River Street Providence RI 02904	85	No
West River Endoscopy	44 West River Street Providence RI 02904	95	No
West Side Diner	1380 Wesminster Street Providence RI 02909	85	No
Weybosset Hotel LLC	58 Weybosset Street Providence RI 02903	86	No
Whisk, LLC	155 Westminster Street Providence RI 02903	85	No
White Niagara LLC	272 Thayer Street Providence RI 02906	85	No
Whole Foods Market Group, Inc.	261 Waterman Street Providence RI 02906	82	No
Whole Foods Market, Inc.	601 North Main Street Providence RI 02904	82	No
Whytebrook Retirement Investors, LLC	1 Cherry Hill Road Johnston RI 02919	86	No
Wicked Fresh Cafe	1345 Hartford Avenue Johnston RI 02919	85	No
William D'Abate Elementary School	60 Kossuth Street Providence RI 02909	86	No
Wine & Cheese	1861 Smith Street North Providence RI 02911	85	No
Wise Guys Deli	133 Atwells Avenue Providence RI 02903	85	No
Women & Infants' Hospital	101 Dudley Street Providence RI 02905	90	No
Women and Infants-Kilguss Lab	200 Chestnut Street Providence RI 02903	95	No
Wong's Kitchen	108 Waterman Street Providence RI 02906	85	No
WVCB	27 Sims Avenue Providence RI 02909	41	No
Ximedica	55 Dupont Drive Providence RI 02907	49	No
Xoyita Tortilleria and Deli	463 Plainfield Street Providence RI 02909	85	No
Yacht Club Beverages	2239 Mineral Spring Avenue North Providence RI 02911	89	No
YAD International LLC	292 Westminster Street Providence RI 02903	85	No
Yang's Restaurant	924 Broad Street Providence RI 02907	85	No
Yan's Cuisine	83 Benevolent Street Providence RI 02906	85	No
Yawalux Corporation	310 Broad Street Providence RI 02907	85	No



Industrial and Commercial Users  
Field's - 2019

Company	Facility Address	Category	Significant
YLD Management Inc	220 Atwells Avenue Providence RI 02903	85	No
YMCA East Side/Mount Hope	438 Hope Street Providence RI 02906-1640	89	No
Zale Hospitality, Inc.	355 Hope Street Providence RI 02906	85	No
Zayas Solutions, LLC	370 Valley Street Providence RI 02908	85	No
Zona Lounge	195 Niantic Avenue Cranston RI 02907	85	No
Zorba's Pizza and Pub	1370 Mineral Spring Avenue North Providence RI 02904	85	No

***INDUSTRIAL AND COMMERCIAL  
USERS***

***BUCKLIN POINT***

Industrial and Commercial Users  
Bucklin Point - 2019

Company	Facility Address	Category	Significant
10 Old Dominion Operations, LLC	10 Old Diamond Hill Road Cumberland RI 02864	86	No
10 Rocks Lounge & Tapas, LLC	1091 Main Street Pawtucket RI 02860	85	No
100 Chambers Street Operations, LLC	100 Chambers Street Cumberland RI 02864	86	No
141 Corporation	260 Newport Avenue East Providence RI 02916	85	No
1537 Corporation	1537 Newport Avenue Pawtucket RI 02861	85	No
3 Flags Bakery	1255 Broad Street Central Falls RI 02863	81	No
593 Mineral Spring Avenue Associates, LLC	593 Mineral Spring Avenue Pawtucket RI 02860	86	No
7-Eleven Inc.	634 George Washington Highway Lincoln MA 02865	85	No
9W Halo OpCo L.P.	482 Pawtucket Avenue Pawtucket RI 02860	25	Yes
A & M Bakery	723 Broad Street Central Falls RI 02863	85	No
A.E.E. Inc.	4 Power Road Pawtucket RI 02860	85	No
A+J Enterprises, LLC	99 Newport Avenue Pawtucket RI 02861	85	No
ABM Enterprises LLC	38 East Street Warwick RI 02893	80	No
Accent Plating Company	25 Esten Avenue Pawtucket RI 02860	11	Yes
Accu-Care Supply	109 King Philip Road Rumford RI 02916	27	No
ACS Industries, Inc.	1 New England Way Lincoln RI 02865	35	No
Adelina Productions Inc.	434 Broadway Pawtucket RI 02860	85	No
Agar Machining & Welding, Inc.	270 York Avenue Pawtucket RI 02860	42	No
Agnes E. Little Elementary School	60 South Bend Street Pawtucket RI 02860	86	No
Ahmad Pizza, LLC	379 Smithfield Avenue Pawtucket RI 02860	85	No
Air Filtration Systems	5 Carpenter Street, Suite 103 Pawtucket RI 02860	42	No
Aladdin Club	609 Smithfield Avenue Pawtucket RI 02860	85	No
Allstate Restaurant Equipment	125 Esten Avenue Pawtucket RI 02860	99	No
Alves and Sons Bakery	679 Central Avenue Pawtucket RI 02861	81	No
Amanda's Kitchen	54 Smithfield Avenue Pawtucket RI 02860	85	No
Amica Mutual Insurance Co. - 10	10 Amica Way Lincoln RI 02865	53	No
Amica Mutual Insurance Co. - 25	25 Amica Way Lincoln RI 02865-0500	37	No
Amica Mutual Insurance Co. - 50	50 Lincoln Center Boulevard Lincoln RI 02865-0500	53	No
Amica Mutual Insurance Co.-100	100 Lincoln Center Boulevard Lincoln RI 02865	86	No
Ampex Brands Pizza of NE, Inc.	1242 Newport Avenue Pawtucket RI 02860	85	No
Andrew's Bistro	3755 Mendon Road Cumberland RI 02864	85	No
Angelo's Pizza, Inc.	133 Mendon Road Cumberland RI 02864	85	No
Anjos Enterprises, Inc.	288 East Avenue Pawtucket RI 02860	92	No
Antigua Guatemala Bakery	740 Dexter Street Central Falls RI 02863	85	No

Industrial and Commercial Users  
Bucklin Point - 2019

Antonio's Cafe	200 Mineral Spring Avenue Pawtucket RI 02860	85	No
APBVP, Inc.	727 East Avenue, Unit 6 Pawtucket RI 02860	85	No
Apna Bazar, LLC	282 East Avenue Pawtucket RI 02860	85	No
Apple Valley Kenco, Inc.	29 Newport Avenue Rumford RI 02916	85	No
ARA-Rhode Island Dialysis, LLC.	201 Armistice Boulevard Pawtucket RI 02860	95	No
Arigna Irish Pub & Coal Fire Pizza	507 Armistice Boulevard Pawtucket RI 02861	85	No
ARJK, Inc.	477 Smithfield Ave. Pawtucket RI 02860	85	No
Armando & Sons Meat Market	265 Pine Street Pawtucket RI 02860	82	No
Armistice Pizzeria LLC	295 Armistice Boulevard Pawtucket RI 02861	85	No
ArtVac Corporation	17 New England Way Lincoln RI 02865	51	No
Asia Restaurants, Inc.	622 George Washington Hgwy. Lincoln RI 02865	85	No
Asian Garden Chinese Take Out Restaurant	514 Benefit Street Pawtucket RI 02861	85	No
Aspen Aerogels Rhode Island, LLC	3 Dexter Road East Providence RI 02914	27	Yes
Auto Parts Group Southwest LLC	70 Macondray Street Cumberland RI 02864	42	No
Avenue N American Kitchen	20 Newman Avenue Rumford RI 02916	85	No
B & L Plastics, Inc.	535 Prospect Street Pawtucket RI 02860	46	No
B&M Clambake Company	560 York Avenue Pawtucket RI 02861	85	No
Bachini's Bakery	345 York Avenue Pawtucket RI 02860	81	No
Baja's Mexican Grill	430 Newport Avenue Rumford RI 02916	85	No
Bake My Day- Broad Street	23 Broad Street, Suite #9 Pawtucket RI 02860	85	No
Bank of America	670 George Washington Highway Lincoln RI 02865	86	No
Benedict J. Ingegneri Jr. DMD PC Inc.	3231 Mendon Road Cumberland RI 02864	94	No
Benjamin III, Inc.	722 Broad Street Central Falls RI 02863	85	No
Bernardo Manufacturing	54 Taylor Drive East Providence RI 02916	21	No
Best Eastern Chinese Restaurant	791 Lonsdale Avenue Central Falls RI 02863	85	No
Blackstone Dental	1044 Broad Street Central Falls RI 02863	94	No
Blackstone Donuts	421 Broadway Pawtucket RI 02860	85	No
Blackstone Donuts, Inc.	109 East Street Pawtucket RI 02860	85	No
Blackstone Health	420 Main Street Pawtucket RI 02860	86	No
Blackstone Market	385 East Avenue Pawtucket RI 02860	81	No
Blackstone Valley Assisted Living	649 Broad Street Central Falls RI 02863	86	No
Blackstone Valley Community Health	210 Main Street Pawtucket RI 02860	94	No
Blackstone Valley Community Healthcare	1000 Broad Street Central Falls RI 02863	94	No
Blackstone Valley Preparatory High School	15 Jones Street Cumberland RI 02864	86	No
Bliss Manufacturing Co., Inc.	50 Bacon Street Pawtucket RI 02860	11	Yes

Industrial and Commercial Users

Bucklin Point - 2019

BLP Inc.	2130 Mendon Road Cumberland RI 02864	85	No
Blue Line Septic, LLC	23 Bishop Hill Road Johnston RI 02919	80	No
Boot Black	560 Mineral Spring Avenue Pawtucket RI 02860	34	No
Boston House of Pizza	540 Taunton Avenue East Providence RI 02914	85	No
Boys and Girls Club of Pawtucket	1 Moeller Place Pawtucket RI 02860	86	No
Brava Restaurant & Bar, Inc.	908 Main Street Pawtucket RI 02860	85	No
Breakneck Food Corp.	40 Breakneck Hill Road Lincoln RI 02865	85	No
Broadway Car Wash	406 Broadway Pawtucket RI 02860	97	No
Broadway Diner	446 North Broadway East Providence RI 02914	85	No
Broadway Pizza	511 Broadway Pawtucket RI 02860	85	No
BTP LLC	1005 Main Street #101 Pawtucket RI 02860	81	No
BTP LLC (Newman Ave)	20 Newman Avenue Rumford RI 02916	85	No
Bubble Room Car Wash, Inc.	335 Taunton Avenue East Providence RI 02914	97	No
Bubble Wash	472 Pawtucket Avenue Pawtucket RI 02860	92	No
Buffalo Lincoln Associates, LLC	636 George Washington Highway Lincoln RI 02865	86	No
Buford's Family Restaurant	474 Pawtucket Avenue Pawtucket RI 02860	85	No
Bullard Abrasives Inc	6 Carol Drive Lincoln RI 02865	42	No
Burger King - Cedar Street	91 Cedar Street Pawtucket RI 02860	85	No
Burton M. Ogata, D.M.D	1346 Newport Ave. Pawtucket RI 02861	94	No
C & P Enterprises	1211 Mendon Road Cumberland RI 02864	97	No
Calise & Sons Bakery	2 Quality Drive Lincoln RI 02865	81	No
CAMRAC, LLC	458 Broadway Pawtucket RI 02860	37	No
Canton Wok	293 Newport Avenue Pawtucket RI 02861	85	No
Care New England Health System	111 Brewster Street Pawtucket RI 02860	52	No
Carlisle Hardcast, LLC	97 Dexter Road East Providence RI 02914	42	No
Catanzaros Food Products, Inc.	203 Concord Street #457 Pawtucket RI 02860	81	No
Celtic Pub, Inc.	755 Broadway Pawtucket RI 02861	85	No
Central Auto Radiator, Inc.	188 Pine Street Pawtucket RI 02860	59	No
Central Falls Detention Facility Corp.	950 High Street Central Falls RI 02863	86	No
Central Falls Provision Co.	847 High Street Central Falls RI 02863	81	No
Charles Coelho Funeral Home	151 Cross Street Central Falls RI 02863	96	No
Charles E. Shea High School	485 East Avenue Pawtucket RI 02860	86	No
Chelo's Restaurant	45 Newport Avenue Rumford RI 02916	85	No
Chemart Company	11 New England Way Lincoln RI 02865	11	Yes
Chi Foods, LLC	560 Mineral Spring Avenue, Unit 2128 Pawtucket RI 02860	81	No

Industrial and Commercial Users  
Bucklin Point - 2019

China House	555 Dexter Street Central Falls RI 02863	85	No
Chipotle	622 George Washington Highway Lincoln RI 02865	85	No
Cinemaworld	622 George Washington Highway Lincoln RI 02865	85	No
Cintas Corporation	300 Highland Corporate Drive Cumberland RI 02864	25	Yes
City of Pawtucket - Public Works	250 Armistice Boulevard Pawtucket RI 02860	37	No
Cityline Laundry	194 Reservoir Ave Lincoln RI 02865	92	No
Classsick Custom	5 Carpenter Street, Suite 101 Pawtucket RI 02860	99	No
Club Sport Uniao Madeirence	46 Madeira Avenue Central Falls RI 02863	85	No
Clube Social Portuguese, Inc.	131 School Street Pawtucket RI 02860	85	No
Coia Sanitation Services	137 Angell Road Cumberland RI 02864	80	No
Coin-OP	504 Pawtucket Avenue Pawtucket RI 02860	92	No
Colbea Enterprises LLC	2095 Diamond Hill Road Cumberland RI 02864	97	No
COLM123, LLC	584 Smithfield Avenue Pawtucket RI 02860	85	No
Comfort Dental II	725 Dexter St Central Falls RI 02863	94	No
Compassionate Care Veterinary Clinic	1509 Mendon Road Cumberland RI 02864	99	No
Conopco, Inc. (Site #1)	35 Martin Street Cumberland RI 02864	40	No
Conrad-Jarvis Corp.	217 Conant Street Pawtucket RI 02860	42	No
Continental Plastics & Packaging	21 Powder Hill Road Lincoln RI 02865	35	No
Cool Air Creations Inc.	10 Business Park Drive Smithfield RI 02917	99	No
Cooley, Incorporated	50 Esten Avenue Pawtucket RI 02860	53	No
Costa del Sol Restaurant	502 Roosevelt Avenue Central Falls RI 02863	85	No
Costigan - O'Neill Funeral Home	220 Cottage Street Pawtucket RI 02860	96	No
Cottage Street Donuts	372 Cottage Street Pawtucket RI 02861	85	No
Country Lounge Inc.	99 India Street Pawtucket RI 02860	85	No
Cox Communications, Inc. - BP Vault	9 James P Murphy Highway West Warwick RI 02893	27	No
Craft B&B, LLC	342 East Avenue Pawtucket RI 02860	85	No
Creative Stone Countertops Inc.	140 Smithfield Avenue Pawtucket RI 02860	42	No
Crest Manufacturing Company	5 Hood Drive Lincoln RI 02865	52	No
CRMG Lincoln, Inc.	622 George Washington Highway, Unit 70 Lincoln RI 02865	85	No
Crooked Current Brewery	560 Mineral Spring Avenue, BF112 Pawtucket RI 02860	89	No
Crown Collision Center	180 Broadway Pawtucket RI 02860	97	No
Crugnale Bakery	1764 Mendon Rd Cumberland RI 02864	85	No
Cuisine Del Mar	445 Lonsdale Avenue Pawtucket RI 02860	85	No
Cumberland Public Schools	205 Manville Hill Road Cumberland RI 02864	86	No
Cumberland Farms	823 Smithfield Avenue Lincoln RI 02865	85	No

Industrial and Commercial Users

Bucklin Point - 2019

Cumberland Farms	478 Broad Street Central Falls RI 02863	85	No
Cumberland High School	2600 Mendon Road Cumberland RI 02864	86	No
Cumberland House of Pizza	2360 Mendon Road Cumberland RI 02864	85	No
Cumberland Public Schools	364 Broad Street Cumberland RI 02864	86	No
CVS Caremark Corp. (200 Highland Drive)	200 Highland Corporate Drive Cumberland RI 02864	86	No
CVS Pharmacy, Inc.	2100 Highland Corporate Drive Cumberland RI 02864	86	No
CW Lanes and Games	622 George Washington Highway, Unit #2 Lincoln RI 02865	85	No
D.J. Providence Co., LLC	622 George Washington Highway Lincoln RI 02865	85	No
Daiohs U.S.A. Inc.	67 Beverage Hill Avenue Pawtucket RI 02860-6201	89	No
Darlington Assisted Living Center	123 Armistice Boulevard Pawtucket RI 02860	86	No
Darlington Mortuary of L. Heroux & Son,	1042 Newport Avenue Pawtucket RI 02861	96	No
Davenport Restaurant	1070 Mendon Road Cumberland RI 02864	85	No
Davenport's Bar & Grille	1925 Pawtucket Avenue East Providence RI 02914	85	No
Dave's Marketplace	2077 Diamond Hill Road Cumberland RI 02864	82	No
David London and Company	29 Carrington Street Lincoln RI 02865	35	No
Denison Acquisition Company, LLC	1 Powder Hill Road Lincoln RI 02865	14	Yes
Dental Associates of Cumberland, Inc.	2138 Mendon Road, #202 Cumberland RI 02864	94	No
Dental Group of Pawtucket	1571 Newport Avenue, Suite 2 Pawtucket RI 02861	94	No
Dexter Car Wash, Inc.	290 Dexter Street Pawtucket RI 02860	97	No
Dexter Laundromat, Inc.	336 Dexter Street Central Falls RI 02863	92	No
Dexter Street South Laundry Corp.	361 Dexter Street Central Falls RI 02863	92	No
Diamond Cleaners, Inc.	681 Beverage Hill Avenue Pawtucket RI 02861	92	No
Diamond Hill Dental & Associates	2343 Diamond Hill Road Cumberland RI 02864	94	No
Diene Group LLC	3383 Mendon Road Cumberland RI 02864	85	No
Diffley & Daughters Septic	33 Arnold Farm Road West Greenwich RI 02817	80	No
Dimitri Ganim, DDS	878 Newport Avenue Pawtucket RI 02861	94	No
DJ Providence Co., LLC	72 Newport Avenue East Providence RI 02916	85	No
Dominican Market	341 Lonsdale Avenue Pawtucket RI 02860	81	No
Don's Lunch	169 Benefit Street Pawtucket RI 02861	85	No
Dooley, LLC	616 Smithfield Avenue Lincoln RI 02865	85	No
Double Dragon	381 Smithfield Avenue Pawtucket RI 02860	85	No
Dr. Anita N. Vasvani, D.M.D.	140 Newport Avenue Pawtucket RI 02861	94	No
Dr. Earl F. Calcutt Middle School	112 Washington Street Central Falls RI 02863	86	No
Drs. Ward and Vaudry	132 Old River Road, Suite 204 Lincoln RI 02865	94	No
Dufficy Enterprises, Inc.	448 Newport Avenue Pawtucket RI 02861	85	No

Industrial and Commercial Users

Bucklin Point - 2019

Dunkin Donuts - Central Avenue	1113 Central Avenue Pawtucket RI 02861	85	No
Dunkin Donuts - Cumberland	20 Ann & Hope Way Cumberland RI 02864	85	No
Dunkin Donuts - Taunton Ave.	484 Taunton Avenue East Providence RI 02914	85	No
Dunkin Donuts-Broad Street	542 Broad Street Central Falls RI 02861	85	No
Dunkin Donuts-George Washington Highway	629 George Washington Highway Lincoln RI 02865	85	No
Dupuis Oil	401 Walcott Street Pawtucket RI 02860	97	No
Dwaraka Foods LLC	1800 Mendon Road, Unit E Cumberland RI 02864	85	No
E & T Bella Pasta	223 Newport Avenue Pawtucket RI 02861	85	No
East Providence Fire Station #3	30 North Broadway East Providence RI 02916	97	No
East Providence Persy's Place LLC	140 Newport Avenue Rumford RI 02916	85	No
Eaton Corporation	10 New Road East Providence RI 02916	11	Yes
Echo Septic Services LLC	PO Box 129 481 Chestnut Hill Road Chepachet RI 02814	80	No
Ecological Fibers, Inc.	730 York Avenue Pawtucket RI 02861	24	Yes
EDC Holding, LLC	100 Newport Avenue East Providence RI 02916	85	No
Eglantina Kica, D.M.D.	388 Armistice Boulevard Pawtucket RI 02861	94	No
El Charro	1021 Mineral Spring Avenue Pawtucket RI 02860	85	No
El Paisa Restaurant, Inc.	598 Dexter Street Central Falls RI 02863	85	No
El Salvador Bakery	525 Dexter Street Central Falls RI 02863	81	No
El Salvadoreno Restaurant, Inc.	791 Lonsdale Avenue Central Falls RI 02863	85	No
ELKA Restaurant, Inc.	435 Power Road Pawtucket RI 02860	85	No
Emery Realty Inc./Fountain Street Grille	151 Fountain Street Pawtucket RI 02860	85	No
Enn Inc.	600 George Washington Highway Lincoln RI 02865	85	No
Enrico Caruso Society	105 Bouvier Avenue Manville RI 02838	85	No
Everybody's Favorite Family Restaurant	1370 Mendon Road Cumberland RI 02864	85	No
Excellent Coffee Company	57 Pawtucket Avenue Pawtucket RI 02860	89	No
Exchange Street Cafe	49 Exchange Street Pawtucket RI 02860	85	No
Express Panda	205 Division Street Pawtucket RI 02860	85	No
Extreme Clean Laundry	900 Broad Street Central Falls RI 02863	92	No
Extreme Clean Laundry, Inc.	295 Armistice Boulevard Pawtucket RI 02861	92	No
FabCity Cigar Lounge, Inc.	1438 Newport Avenue Pawtucket RI 02861	85	No
Fallon Memorial Elementary School	60 Lincoln Avenue Pawtucket RI 02861	86	No
Farm Fresh RI	2 Bayley Street Pawtucket RI 02860	85	No
FGX International	500 George Washington Highway Smithfield RI 02917	59	No
Filibuster Club	23 High Street Cumberland RI 02864	85	No
Finlay Extracts & Ingredients USA, Inc.	10 Blackstone Valley Place Lincoln RI 02865	34	No



Industrial and Commercial Users

Bucklin Point - 2019

Fitness International LLC	615 Pawtucket Avenue Pawtucket RI 02860	89	No
Flor Di Brava	593 Weeden Street Pawtucket RI 02860	81	No
Foolproof Brewing Co., LLC	241 Grotto Avenue, Bldg. D, Unit 1 Pawtucket RI 02860	89	No
Fortune House	1800 Mendon Road, Suite F Cumberland RI 02864	85	No
Francesca's Restaurant, Inc.	526 Pawtucket Avenue Pawtucket RI 02860	85	No
Frank Lizotte's Glass Co., Inc.	8 Perry Street Central Falls RI 02863	42	No
Freeway Laundry II	280 Dexter Street Pawtucket RI 02860	92	No
Freeway Laundry IV	562 Broadway Pawtucket RI 02860	92	No
Fuller Packaging, Inc.	1152 High Street Central Falls RI 02863	52	No
Fully Rooted Juicery	560 Mineral Spring Avenue, Unit 2120B Pawtucket RI 02860	34	No
G.B. Donuts of RI Inc.	179 Front Street Lincoln RI 02865	85	No
G.B. Donuts of RI Inc.	2084 Diamond Hill Road Cumberland RI 02864	85	No
Galito's Restaurant	214 Columbus Avenue Pawtucket RI 02861	85	No
Galway Bay	156 South Bend Street Pawtucket RI 02860	85	No
Garden Grille	727 East Avenue Pawtucket RI 02860	85	No
Garden Meat Market, LLC	156 Washington Street Central Falls RI 02863	81	No
Garfield Social Club	11 Hunt Street Central Falls RI 02863	85	No
Garrity Pub & Restaurant	67 Garrity Street Pawtucket RI 02861	85	No
Garvin Memorial Elementary	1364 Diamond Hill Road Cumberland RI 02864	86	No
General Cable Industries, LLC	3 Carol Drive Lincoln RI 02865	27	Yes
Generations	267 Jenckes Hill Road Smithfield RI 02917	86	No
Geneva Apartments, LP	150 Dartmouth Street Pawtucket RI 02860	86	No
Georgia's Restaurant Ltd.	915 Dexter Street Central Falls RI 02863	85	No
Gerard A. Belhumeur, DDS	629 Central Avenue Pawtucket RI 02861	94	No
German American Cultural Society	78 Carter Avenue Pawtucket RI 02861	85	No
Gingersnaps Bakery	182 Front Street Lincoln RI 02865	81	No
Godfrey & Wing, Inc.	11 Dexter Road East Providence RI 02914	27	Yes
Golden Palace	1165 High Street Cumberland RI 02864	85	No
Great China Inc.	402 Dexter Street Central Falls RI 02863	85	No
Great Taste	856 Newport Avenue Pawtucket RI 02861	85	No
Greystone of Lincoln, Inc.	7 Wellington Road Lincoln RI 02865	42	No
Grupo Amigos Da Terceira	55 Memorial Drive Pawtucket RI 02860	85	No
Happy Smile	885 Smithfield Avenue Lincoln RI 02865	94	No
Hark's Hadwin Street Cafe	63 Hadwin Street Central Falls RI 02863	85	No
Harris Industries, Inc.	181 Conant Street Pawtucket RI 02860-1850	42	No

Industrial and Commercial Users

Bucklin Point - 2019

Hartley's Pork Pies	871 Smithfield Avenue Lincoln RI 02865	81	No
Hasbro, Inc.	1027 Newport Avenue Pawtucket RI 02861	27	No
Hasbro, Inc. - Executive Offices	1011 Newport Avenue Pawtucket RI 02861	86	No
Hibachi Grill Supreme Buffet Inc.	58A Newport Avenue East Providence RI 02916	85	No
Highland Dental Group, Inc.	1189 Smithfield Avenue Lincoln RI 02865	94	No
Hindley Manufacturing Company	9 Havens Street Cumberland RI 02864	21	No
HM Vincent, DMD, LLC	719 Armistice Boulevard Pawtucket RI 02861	94	No
Holiday Retirement Home, Inc.	30 Sayles Hill Road Manville RI 02838	86	No
Homestead Baking Company	145 North Broadway Rumford RI 02916	81	No
Hope Buffinton Packaging Group, LLC	575 Lonsdale Avenue Central Falls RI 02863	59	No
Hope Global	50 Martin Street Cumberland RI 02864	23	No
Hope Springs Eternal LLC	1005 Main Street, Suite #1113 Pawtucket RI 02860	85	No
Hord Crystal Corporation	45 York Avenue Pawtucket RI 02860	11	Yes
Hot Spot LLC	3781 Mendon Road Cumberland RI 02864	85	No
House of Pizza	206 Division Street Pawtucket RI 02860	85	No
Howley Bread Group	613 George Washington Highway Lincoln RI 02865	85	No
HP Services, Inc.	800 Scenic View Drive Cumberland RI 02864	11	Yes
Hyde Park Burgers, LLC	622 George Washington Highway Lincoln RI 02865	85	No
Hydro Dulce	712 Broad Street Central Falls RI 02863	85	No
Ignite Your Life Nutrition	188 Front Street Lincoln RI 02865-2000	85	No
Impact Custom Apparel, LLC	30 Industrial Road Cumberland RI 02864	99	No
Industrial Container Services - RI, LLC	455 George Washington Highway Smithfield RI 02917-1929	44	No
Ink Solution	560 Mineral Spring Avenue, Unit 5-102 Pawtucket RI 02860	99	No
INSCO Intermediate Holdings, LLC	17 Powder Hill Road Lincoln RI 02865	99	No
International Charter School	334 Pleasant Street Pawtucket RI 02860	86	No
International Meat Market	756 Lonsdale Avenue Central Falls RI 02863	81	No
International Packaging Corp.	517 Mineral Spring Ave. Pawtucket RI 02860	53	No
Interplex Engineered Products, Inc.	231 Ferris Avenue East Providence RI 02916	11	Yes
Isle Brewers Guild	461 Main Street Pawtucket RI 02860	34	Yes
J and K Restaurant	757 Main Street Pawtucket RI 02860	85	No
J&M Diamond Tool, Inc.	43 Roger Williams Avenue East Providence RI 02916	44	No
J&N Foods, Inc.	276 Front Street Lincoln RI 02865	85	No
J.D. Laundromat	180 Broad Street Cumberland RI 02864	92	No
Jacky's Galaxie Restaurant, Inc.	1764 Mendon Road, Suite 1 Cumberland RI 02864	85	No
Jan Co. Central	800 Lonsdale Avenue Central Falls RI 02863	85	No

Industrial and Commercial Users

Bucklin Point - 2019

Jan Co. Central, Inc.	67 Newport Avenue East Providence RI 02916	85	No
Jan Co., Inc.	600 Taunton Avenue East Providence RI 02914	85	No
JAR Bakers Supply	12 Crow Point Road Lincoln RI 02865	81	No
Jazz - Mondy, Inc.	906 Main Street Pawtucket RI 02860-4918	92	No
Jeanne Jugan Residence	964 Main Street Pawtucket RI 02860	86	No
Jerry's Friendly Tap LLC	1225 Mendon Road Cumberland RI 02864-4812	85	No
JH Davis, LLC.	435 West Avenue Pawtucket RI 02860	42	No
Jin Hua Chinese Restaurant, Inc.	1925 Pawtucket Avenue East Providence RI 02914	85	No
JKD, Ltd.	315 Waterman Avenue East Providence RI 02914	85	No
John Rocchio Corporation	Higginson Avenue Central Falls RI 02863	40	Yes
John H. Collins & Sons Company	Dunnell Lane Pawtucket RI 02860	27	Yes
Joseph Jenks Jr. High School	350 Division Street Pawtucket RI 02860	86	No
Jozon Enterprises Inc.	210 Dexter Street Pawtucket RI 02860	85	No
J's Deli	2364 Diamond Hill Road Cumberland RI 02864	85	No
Just Like Home Laundry	1322 Broad Street Central Falls RI 02863	92	No
K&W Webbing Company	403 Roosevelt Avenue Central Falls RI 02863	23	No
Karol A. Romenski & Son, Inc.	342 High Street Central Falls RI 02863	96	No
Keefe Funeral Home, Inc.	5 Higginson Avenue Lincoln RI 02865	96	No
Kenneth Castellucci & Associates, Inc.	9 New England Way Lincoln RI 02865	42	No
Key Container Corporation	21 Campbell Street Pawtucket RI 02861-4005	24	No
Kim & Gary's Ice Cream Machine	4288 Diamond Hill Road Cumberland RI 02864	85	No
Kirkbrae Country Club	197 Old River Road Lincoln RI 02865	86	No
Kitchen & Counter Top Center of N.E.	125 Esten Avenue Pawtucket RI 02860	42	No
Kiwi Burst Yogurt Shop	616 George Washington Highway Lincoln RI 02865	85	No
KMS Eats, Inc.	622 George Washington Highway, Unit 68 Lincoln RI 02865	85	No
L&B Foods, Inc.	20 Carter Avenue Pawtucket RI 02861	81	No
La Arepa	574 Smithfield Avenue Pawtucket RI 02860	85	No
La Casona Restaurant	768 Broad Street Central Falls RI 02863	85	No
La Herradura Taqueria	716 Dexter Street Central Falls RI 02863	85	No
La Palencianita Bakery-Food LLC	810 Broad Street Central Falls RI 02863	85	No
Land Works LLC	1030 B Danielson Pike Scituate RI 02857	80	No
Lane Foods, Inc.	1940 Pawtucket Avenue East Providence RI 02914	85	No
Langley's Laundromat	265 Pawtucket Avenue Pawtucket RI 02860	92	No
Laundromax	479 Mineral Spring Avenue Pawtucket RI 02860	92	No
Leedon Webbing Co., Inc.	86 Tremont Street Central Falls RI 02863	44	No

Industrial and Commercial Users  
Bucklin Point - 2019

Len's Hot Dog Haven	9 Slater Park Pawtucket RI 02860	85	No
Li Lai Wok Pawtucket, Inc.	655 Central Avenue Pawtucket RI 02861	85	No
Lincoln Funeral Home, Inc.	1501 Lonsdale Avenue Lincoln RI 02865	96	No
Lincoln High School	135 Old River Road Lincoln RI 02865	86	No
Lincoln Laundromat	208 Front Street Lincoln RI 02865	92	No
Lincoln Pepperoni's, LLC	618 George Washington Highway Lincoln RI 02865	85	No
Lincoln Senior Center	150 Jenckes Hill Road Lincoln RI 02865	86	No
Lindbergh Auto Body, Inc.	58 Smithfield Avenue Pawtucket RI 02860	97	No
Lindsay Ciombor Brislin, DMD	536 Central Avenue Pawtucket RI 02861	94	No
LM Taco, Inc.	45 Newport Avenue Pawtucket RI 02861	85	No
LMP Enterprises	2352 Mendon Road Cumberland RI 02864	85	No
Lonsdale Donuts	465 Lonsdale Avenue Pawtucket RI 02860	85	No
Lonsdale Super Wash	459 Lonsdale Avenue Pawtucket RI 02860	92	No
LRA Restaurants Inc.	535 Dexter Street Central Falls RI 02863	85	No
Lucky Chen	609 Smithfield Ave Lincoln RI 02865	85	No
Lucky Chen Corp 2	614 Smithfield Ave Lincoln RI 02865	85	No
Lucky Laundry	506 York Avenue Pawtucket RI 02861	92	No
Luna's Cafe, LLC	350 Prospect Street Pawtucket RI 02861	85	No
Luxury Dry Cleaners	610 Smithfield Avenue Lincoln RI 02865	92	No
Lydia A. Klufas, DDS	525 Broad Street Cumberland RI 02864	94	No
M & M NY System	361 Waterman Avenue East Providence RI 02914	85	No
MAG Ventures, Inc.	415 Taunton Avenue East Providence RI 02914	97	No
Magallan Inc.	736 North Broadway East Providence RI 02914	85	No
Main Street Market, Inc.	919 Main Street Pawtucket RI 02860	82	No
Mamajuana Restaurant	904 Main Street Pawtucket RI 02860	85	No
Manning Heffern Inc.	68 Broadway Pawtucket RI 02860	96	No
Manville Cleaning Center	14 Railroad Street Manville RI 02838	92	No
Manville Palace Pizza	141 Railroad Street Manville RI 02838	85	No
Maroon Group, LLC.	50 Industrial Circle Lincoln RI 02865	22	Yes
Marotta Food Corporation	300 Barton Street Pawtucket RI 02860-2918	82	No
Martin Bakers, LLC	399 North Broadway East Providence RI 02916	85	No
Materion Technical Materials, Inc.	5 Wellington Road Lincoln RI 02865	11	Yes
Matos Bakery	569 Broadway Pawtucket RI 02860	81	No
MDB-T LLC	550 George Washington Highway Smithfield RI 02917	97	No
Mei King Restaurant	211 South Bend Street Pawtucket RI 02860	85	No

Industrial and Commercial Users

Bucklin Point - 2019

Michael Healy Designs, Inc.	60 New River Road Manville RI 02838	41	No
Michael Perri & Sons, Inc.	537 Sandy Lane Warwick RI 02889	80	No
Michael's Meats	2130 Mendon Road Suite 4 Cumberland RI 02864	81	No
Mid State Sewerage, Inc.	237 Riverlin Street Millbury MA 01527	80	No
Mineral Spring Laundromat	156 Mineral Spring Avenue Pawtucket RI 02860	92	No
Ming Garden, Inc.	295 Armistice Boulevard Pawtucket RI 02861	85	No
Mirror Image	190 Exchange Street Pawtucket RI 02860	99	No
Modern Diner	364 East Avenue Pawtucket RI 02860	85	No
Montecristo Restaurant	804 Broad Street Central Falls RI 02863	85	No
Moon Star Chinese Restaurant	727 East Avenue Pawtucket RI 02860	85	No
Mr. USA Cleaners	224 East Avenue Pawtucket RI 02860	92	No
MSA Donuts, LLC	750 Mineral Spring Avenue Pawtucket RI 02860	85	No
Multi-Wall Packaging a Division of Signode Industrial Group	50 Taylor Drive East Providence RI 02916	42	No
Murdock Webbing Co., Inc.	27 Foundry Street Central Falls RI 02863	23	Yes
Murphy's Law	2 George Street Pawtucket RI 02860	85	No
My Daddy's Pizza	594 Pawtucket Avenue Pawtucket RI 02860	85	No
Narr. Electric Co.-Vault Op.-BV	280 Melrose Street Providence RI 02907	27	No
NECVW, Inc.	1600 Mendon Road Cumberland RI 02864	97	No
Neptco, Inc.	30 Hamlet Street Pawtucket RI 02861-0323	44	No
Neurotech Pharmaceuticals, Inc.	900 Highland Corporate Drive Cumberland RI 02864	95	No
New Agawam LLC	15 Roger Williams Avenue Rumford RI 02916	85	No
New England Authentic Eats LLC	622 George Washington Highway Lincoln RI 02865	85	No
New England Authentic Eats LLC	216 Broadway Pawtucket RI 02860	85	No
New England Linen Supply, Inc.	20 Rhode Island Avenue Pawtucket RI 02860	25	Yes
New England Paper Tube Co.	200 Conant Street Pawtucket RI 02860	24	No
New Harvest Coffee Roasters	1005 Main Street, Suite 108 Pawtucket RI 02860	85	No
New Hong Kong	514 Broad Street Central Falls RI 02863	85	No
Newport 223 Donuts, Inc.	223 Newport Avenue East Providence RI 02916	85	No
Newport Ave Donut-81 Newport	81 Newport Avenue Pawtucket RI 02861	85	No
Newport Cedar Donuts, Inc.	105 Cedar Street Pawtucket RI 02860	85	No
Newport Division Donuts, Inc.	192 Division Street Pawtucket RI 02860	85	No
North Smithfield Laser Tag and Arcade	100 Higginson Avenue Lincoln RI 02865	85	No
Northeast Knitting, Inc.	179 Conant Street Pawtucket RI 02860	23	No
Notes Coffee Co.	508 Armistice Boulevard Pawtucket RI 02861	85	No
Oak Hill Health & Rehabilitation Center	544 Pleasant Street Pawtucket RI 02860	86	No

Industrial and Commercial Users  
Bucklin Point - 2019

Ocean State Cesspool, Inc.	336 Nooseneck Hill Road Exeter RI 02822	80	No
Olly's Pizza	148 Broad Street Pawtucket RI 02860	85	No
O'Neill Funeral Home	3102 Mendon Rd. Cumberland RI 02864	96	No
Organic Dyes and Pigments, LLC.	1 Crownmark Drive Lincoln RI 02865	22	Yes
Original Pizza of Boston	13 Blackstone Valley Place Lincoln RI 02865	53	No
Orion Retail	270 Jenckes Hill Road Smithfield RI 02917	26	No
Our Place on North Broadway	525 North Broadway East Providence RI 02914	85	No
P & G Bowling, Inc.	80 Newport Avenue East Providence, RI 02916	85	No
Panaderia El Antojo, Inc.	494 Dexter Street Central Falls RI 02863	85	No
Parkway Apartments, L.P.	10 Office Parkway East Providence RI 02914	86	No
Patriot Textiles, Inc.	21 Sabin Street Pawtucket RI 02861	23	No
Paul G. Roque, DDS	642 Newport Avenue Pawtucket RI 02861	94	No
Paulo J. DaRosa, DDS	490 High Street Cumberland RI 02864	94	No
Pawtucket China Inn	285 Main Street Pawtucket RI 02860	85	No
Pawtucket Country Club	900 Armistice Boulevard Pawtucket RI 02861	85	No
Pawtucket House of Pizza	398 Smithfield Avenue Pawtucket RI 02860	85	No
Pawtucket Lion Pizza, Inc.	197 Mineral Spring Avenue Pawtucket RI 02860	85	No
Pawtucket Little Caesars, LLC	465 Lonsdale Avenue Pawtucket RI 02860	85	No
Pawtucket Power Associates	181 Concord Street Pawtucket RI 02860	16	Yes
Pawtucket Red Sox Baseball Club	1 Columbus Avenue Pawtucket RI 02860	86	No
Pawtucket Skilled Nursing	70 Gill Avenue Pawtucket RI 02861	86	No
Pawtucket Soup Kitchen	195 Walcott Street Pawtucket RI 02860	85	No
Pawtucket Taco	7 Newport Avenue Pawtucket RI 02861	85	No
PCL Fixtures, Inc.	275 Ferris Avenue Rumford RI 02916	24	No
Pedro Teixeira, DDS	176 Newport Avenue Pawtucket RI 02861	94	No
Phantom Properties, LLC	2920 Diamond Hill Road Cumberland RI 02864	85	No
Philip J. Calabro, D.M.D.	500 Newport Avenue Pawtucket RI 02861	94	No
Phoenix Converting Corporation	402 Walcott Street Pawtucket RI 02860	59	No
Piatek Machine Co., Inc.	25 Monticello Road Pawtucket RI 02861	42	No
Pizza Man of Cumberland	87 Broad Street Cumberland RI 02864	85	No
Plouffe's Cup N Saucer	267 Main Street Pawtucket RI 02860	85	No
Poly/Sperse, Corp.	250 Narragansett Park Drive East Providence RI 02916	22	No
Poppy's Family Restaurant	3344 Mendon Road Cumberland RI 02864	85	No
Potter-Burns Elementary School	973 Newport Avenue Pawtucket RI 02861	86	No
Precision Harley - Davidson, Inc.	269 Armistice Boulevard Pawtucket RI 02860	97	No

Industrial and Commercial Users

Bucklin Point - 2019

Precision Polishing & Ornament	601 Mineral Spring Avenue Pawtucket RI 02860	42	No
Printmakers, Inc.	75 York Avenue Pawtucket RI 02860	93	No
Prospect CharterCare SJHSRI (Roosevelt)	249 Roosevelt Avenue Pawtucket RI 02860	94	No
Providence Braid Co., Inc.	358 Lowden Street Pawtucket RI 02860	44	No
Providence Fire Restoration	291 Kenyon Avenue Pawtucket RI 02861	99	No
Providence Metallizing Company, Inc.	51 Fairlawn Avenue Pawtucket RI 02860-2591	11	Yes
Pub Ventures	507 North Broadway East Providence RI 02914	85	No
Pulcinella, LLC	3 Wake Robin Road Lincoln RI 02865	85	No
Quality Gerontological Services, Inc.	60 Eben Brown Lane Central Falls RI 02863	86	No
Quality Rental	390 Walcott Street Pawtucket RI 02860	86	No
R & D Manufacturing, Inc.	60 Dunnell Lane East Pawtucket RI 02860	41	No
R.J.W. Enterprises Inc.	337 Armistice Blvd Pawtucket RI 02861	85	No
RI Indoor Karting, LLC	100 Higginson Avenue Lincoln RI 02865	85	No
Rafael Enterprise	212-214 Broad Street Pawtucket RI 02860	85	No
Rand Whitney Southeast Container, LLC	455 Narragansett Park Drive Pawtucket RI 02861-4321	24	No
Ray Plante & Sons, Inc.	1 Abbots Crossing Road Coventry RI 02816	80	No
Rhode Island Donuts LLC	2069 Diamond Hill Road Cumberland RI 02864	85	No
Rhode Island Donuts, LLC	1700 Mendon Road Cumberland RI 02864	85	No
RI Spirits	59 Blackstone Avenue Pawtucket RI 02860	34	No
Ribatejo Fish Market	167 Benefit Street Pawtucket RI 02861	82	No
Richmond Motor Sales, Inc.	519 Pawtucket Avenue Pawtucket RI 02860	97	No
RIDCO Casting Co.	6 Beverage Hill Avenue Pawtucket RI 029860	21	No
Right Spot Diner	200 South Bend Street Pawtucket RI 02860	85	No
Riviera Inn	580 North Broadway East Providence RI 02914	85	No
Roast House Pub and Restaurant	176 Columbus Avenue Pawtucket RI 02860	85	No
Rosco Manufacturing, LLC	500 High Street Central Falls RI 02863	42	No
Rose Sub LLC	622 George Washington Highway Lincoln RI 02865	85	No
Royal Cleaners, Inc.	639 Cottage Street Pawtucket RI 02861	92	No
Rumford Dental	20 Newman Avenue Rumford RI 02916	94	No
Rumford Motor Inn	400 Newport Avenue Rumford RI 02916-2120	86	No
Russell S. Chin, DDS, Ltd.	1288 Newport Avenue Pawtucket RI 02861	94	No
S.P. Donuts	2130 Mendon Road Cumberland RI 02864	85	No
Sakis Pizza (Cumberland)	2339 Diamond Hill Road Cumberland RI 02864	85	No
Salvatore's Custom Sandwich Shop & Deli, LLC	2000 Mendon Road Cumberland RI 02864	85	No
Sarkis Hagopian Enterprises LLC	1525 Old Louisquisset Pike Lincoln RI 02865	85	No

Industrial and Commercial Users

Bucklin Point - 2019

Schofield Printing, Inc.	211 Weeden Street Pawtucket RI 02860	99	No
Schofield Sanitation	4420 Diamond Hill Road Cumberland RI 02864	80	No
School Street Warehouse, LLC	820 School Street Pawtucket RI 02860	97	No
Scituate Cesspool, Inc.	26 Greenhill Road Johnston RI 02919	80	No
Seabra Foods III, Inc.	2000 Mendon Road Cumberland RI 02864	82	No
Serra Da Estrela Restaurant	168 Broad Street Cumberland RI 02864	85	No
Seven Cray Street Realty Corp	7 Cray Street Cumberland RI 02864	85	No
Sewrite Embroidery	30 Martin Street, Suite #2A1 Cumberland RI 02864	99	No
Shaghalian Family Dental, LLC.	1002 Pawtucket Avenue Rumford RI 02916	94	No
Shanna Country Kitchen	1517 Louisquisset Pike Lincoln RI 0865	85	No
Shaydan Inc.	266 Grand Avenue Pawtucket RI 02861	85	No
Shish Kabob	555 Smithfield Avenue Pawtucket RI 02860	85	No
Shivu, LLC	306 Broad Street Central Falls RI 02863	92	No
SHP IV/LCB Lincoln, LLC	425 Albion Road Lincoln RI 02865	86	No
Silver Fern Practice LLC	21 Division Street Pawtucket RI 02860	89	No
Smug Brewery Co. LLC	545 Pawtucket Avenue, LL04 Pawtucket RI 02860	34	No
Sonid LLC	560 Mineral Spring Avenue Pawtucket RI 02860	81	No
Sparkle City Laundromat	192 Division Street Pawtucket RI 02860	92	No
Sparky's Restaurant	548 Dexter Street Central Falls RI 02863	85	No
SPHOD	572 Armistice Boulevard Pawtucket RI 02861	85	No
Spin City Cumberland, LLC	3400 Mendon Road Cumberland RI 02864	92	No
Spirit Recognition	639 Central Avenue Pawtucket RI 02861	99	No
Splash Snack Bar and Grill	546 Lonsdale Avenue Central Falls RI 02863	85	No
Splish Splash Laundromat	609 Main Street Pawtucket RI 02860	92	No
Spring House Chinese	178 Mineral Spring Avenue Pawtucket RI 02860	85	No
St. Raphael Academy - East Building	210 Walcott Street Pawtucket RI 02860	86	No
St. Raphael Academy - West Building	123 Walcott Street Pawtucket RI 02860	86	No
Stackbin Corporation	29 Powder Hill Road Lincoln RI 02865	11	Yes
Starbucks Restaurant-Lincoln Mall	622 George Washington Highway Lincoln RI 02865	85	No
Starsani Pizza	103 Newport Avenue Pawtucket RI 02861	85	No
Stolberger, Inc.	1211 High Street Central Falls RI 02863	26	No
Stop & Shop Supermarket #704	70 Mendon Road Cumberland RI 02864	82	No
Stop & Shop Supermarket #710	368 Cottage Street Pawtucket RI 02861	82	No
Stop & Shop Supermarket #712	622 George Washington Highway Lincoln RI 02865	82	No
Subway - Mineral Spring Avenue	745 Mineral Spring Avenue Pawtucket RI 02860	85	No



Industrial and Commercial Users

Bucklin Point - 2019

Subway 95 Exit 30, LLC	355 Fountain Street Pawtucket RI 02860-1202	85	No
Subway Restaurant	287 Armistice Blvd Pawtucket RI 02861	85	No
Subway-Broad Street	310 Broad Street Central Falls RI 02863	85	No
Summit Manufacturing Corporation	248 Pine Street Pawtucket RI 02860	11	Yes
Sunshine Creamery	305 North Broadway East Providence RI 02916	85	No
Super Dragon	805 Broadway Pawtucket RI 02861	85	No
Swades, LLC	727 East Avenue Pawtucket RI 02860	85	No
Swan Cleaners	371 Benefit Street Pawtucket RI 02861	92	No
Sweetland Foods, Inc.	112 Warren Avenue Pawtucket RI 02860	81	No
Swissline Precision, LLC.	23 Ashton Park Way Cumberland RI 02864	42	No
Tanury Industries	6 New England Way Lincoln RI 02865	11	Yes
Tanury Industries PVD, Inc.	7 New England Way Lincoln RI 02865	11	Yes
Tanya Creations, Inc.	360 Narragansett Park Drive East Providence RI 02916	42	No
Taqueria Lupita	765 Dexter Street Central Falls RI 02863	85	No
Target Corporation - T2073	620 George Washington Highway Lincoln RI 02865	85	No
Tedor Pharma Inc.	400 Highland Corporate Drive Cumberland RI 02864	14	Yes
Teknicote, Inc.	10 New Road, Suite 400 Rumford RI 02916	11	Yes
Teknor Apex - Mendon	90 Mendon Avenue Pawtucket RI 02861	37	No
Teknor Apex Company	505 Central Avenue Pawtucket RI 02861	27	Yes
Texcel Industries, Inc.	18 Meeting Street Cumberland RI 02864	23	No
The 579, LLC	579 Benefit Street Pawtucket RI 02861	85	No
The Children's Workshop	151 Hunt Street Central Falls RI 02863	86	No
The Evans Findings Company, Inc.	33 Eastern Avenue East Providence RI 02914	21	No
The Family Dentist, Inc.	480 Broadway Pawtucket RI 02860	94	No
The Fifth LLC	411 North Broadway Rumford RI 02916	85	No
The Goat Hospitality Group, Inc.	881 Central Avenue Pawtucket RI 02861	85	No
The Mansion, Inc.	104 Clay Street Central Falls RI 02863	86	No
The Met RI, LLC	1005 Main Street, Unit 1112 Pawtucket RI 02860-7802	85	No
The Okonite Company	5 Industrial Road Cumberland RI 02864	27	Yes
The Salvation Army	102 High Street Pawtucket RI 02860	85	No
The Stop & Shop Supermarket Co. LLC	1925 Pawtucket Avenue East Providence RI 02914	82	No
Tiffany and Company	300 Maple Ridge Drive Cumberland RI 02864	15	Yes
Tikal Restaurant	139 Broad Street Pawtucket RI 02860	85	No
Top Shell LLC	55 Conduit Street Central Falls RI 02863	81	No
Torre Corp.	3 Wake Robin Lane, Unit #1 Lincoln RI 02865	85	No

Industrial and Commercial Users  
Bucklin Point - 2019

Torti Services	4 Barbs Hill Road Foster RI 02825	80	No
Totis Pizza and Grill, Inc.	622 Central Avenue Pawtucket RI 02861	85	No
Tracey Gear Inc.	740 York Avenue Pawtucket, RI 02861	42	No
Trinity Management	255 Mineral Spring Avenue Pawtucket RI 02861	85	No
Trinity Management	100 Mendon Road Cumberland RI 02864	85	No
Trinity Management LLC	285 Armistice Boulevard Pawtucket RI 02861	85	No
Trinity Management LLC	1754 Mendon Road Cumberland RI 02864	85	No
Truck Pro LLC	51 Delta Drive Pawtucket RI 02860	97	No
Truex, Inc.	300 Armistice Boulevard Pawtucket RI 02861	11	Yes
Tugas Restaurant & Catering	110 Mineral Spring Avenue Pawtucket RI 02860	85	No
Underground Heros Inc.	80 A Newport Ave East Providence RI 02916	85	No
United Methodist Elder Care	30 Alexander Avenue East Providence RI 02914	86	No
United Skates of America	75 New Road Rumford RI 02916-2016	85	No
University Oral & Maxil. - School Street	123 School Street Pawtucket RI 02860	94	No
V. George Rustigian Rugs Inc. - Meeting Street	30 Meeting Street Cumberland RI 02864	99	No
Verizon - BV	Allens Avenue Providence RI 02905	27	No
VetCor of Lincoln, LLC.	207 Front Street Lincoln RI 02865	94	No
Vibe Lounge	25 Broad Street Pawtucket RI 02860	85	No
Vicor Corporation	1 Albion Road Lincoln RI 02865	49	No
Village Pizza Inc.	650 Dexter Street Central Falls RI 02863	85	No
Village Press	331 North Broadway East Providence RI 02916	24	No
Village Restaurant, Inc.	200 Main Street Pawtucket RI 02860	85	No
VIP Car Wash	6 Cook Street Lincoln RI 02865	97	No
Visual Creations, Inc.	500 Narragansett Park Drive Pawtucket RI 02861	44	No
Vogue Industries LP	82 Hadwin Street Central Falls RI 02863	99	No
Walter M. Dzialo, DDS	526 Newport Avenue Pawtucket RI 02861	94	No
Walt's Roast Beef.	285 Newport Avenue Pawtucket RI 02861	85	No
Wannamoisett Country Club	96 Hoyt Avenue Rumford RI 02916	86	No
Water Works Car Wash	930 Main Street Pawtucket RI 02860	97	No
Wendy's (Cottage Street)	368 Cottage Street Pawtucket RI 02861	85	No
Wendy's International, Inc. (Broad)	120 Broad Street Pawtucket RI 02860	85	No
WG Lincoln Place SH, LLC	612 George Washington Hgwy. Lincoln RI 02865	86	No
Whipped Ice Cream Parlor	446 North Broadway East Providence RI 02914	85	No
Whittet-Higgins Company	33 Higginson Avenue Central Falls RI 02863	42	No
Wildflour Bakery Cafe + Juice Bar	727 East Avenue Pawtucket RI 02860	85	No

Industrial and Commercial Users  
Bucklin Point - 2019

Wildtree Herbs, Inc.	15 Wellington Road Lincoln RI 02865	81	No
William B. Chan DMD	2359 Mendon Road Cumberland RI 02864	94	No
William Naughton, DDS	524 Central Avenue Pawtucket RI 02861	94	No
William W. Tripp Funeral Home, Inc.	1008 Newport Avenue Pawtucket RI 02861	96	No
Wind River Environmental, LLC	141 Shun Pike Johnston RI 02919	80	No
Xelapan Bakery and Convenience	904 Lonsdale Avenue Central Falls RI 02863	81	No
Xinli, LLC	863 Broad Street Central Falls RI 02863	85	No
YMCA of Pawtucket, Inc.	20 Summer Street Pawtucket RI 02860	89	No
Yovani's Pizza	40 Macondray Street Cumberland RI 02864	85	No
Zaccagnini's Pastry Shoppe	546 Smithfield Avenue Pawtucket RI 02860	81	No
Zebra Technologies Corporation	One Albion Road, Suite 100 Lincoln RI 02865	42	No

***ATTACHMENT VOLUME II***

***SECTION 2***

***PERMIT ISSUANCE/REISSURANCE  
ACTIVITIES***

***PERMIT ISSUANCE/REISSUANCE  
ACTIVITIES***

***FIELD'S POINT***

Permit Issuance / Reissuance Activities  
Field's Point - 2019

Company	Prior Permit	Permit	Issue Date	Effective Date	Expire Date
A&M Fairway, Inc.	12/31/2018	P8500-524-1223	12/17/2018	01/01/2019	12/31/2023
Bang Bar Inc.	12/31/2018	P8502-533-1223	12/18/2018	01/01/2019	12/31/2023
Gothic Pewter LLC	12/31/2018	P4300-072-1223	12/17/2018	01/01/2019	12/31/2023
Izzi Orthodontics	12/31/2018	P9402-393-1223	12/18/2018	01/01/2019	12/31/2023
Karaoke Box	12/31/2018	P8500-557-1223	12/17/2018	01/01/2019	12/31/2023
Livi's Pocket LLC	12/31/2018	P8500-555-1223	12/18/2018	01/01/2019	12/31/2023
Mi Quisqueya Supermarket	12/31/2018	P8102-222-1223	12/18/2018	01/01/2019	12/31/2023
Quality Spraying Technologies	12/31/2018	P2702-100-1223	12/17/2018	01/01/2019	12/31/2023
R & J Manufacturing Company	12/31/2018	P2402-078-1223	12/18/2018	01/01/2019	12/31/2023
RJ Franco Inc.	12/31/2018	P8500-534-1223	12/18/2018	01/01/2019	12/31/2023
Reali's Fine Italian Cuisine	12/31/2018	P8500-527-1223	12/17/2018	01/01/2019	12/31/2023
Department of Administration	12/31/2019	P5200-085-1224	12/17/2019	01/01/2020	12/31/2024
Italia, LLC	12/31/2019	P8500-627-1224	12/17/2019	01/01/2020	12/31/2024
Ladder 133 Bar and Grill	12/31/2019	P8502-676-1224	12/18/2019	01/01/2020	12/31/2024
Manchester Street, LLC	12/31/2019	P2712-102-1224	12/17/2019	01/01/2020	12/31/2024
NC Dental, Inc.	12/31/2019	P9400-452-1224	12/17/2019	01/01/2020	12/31/2024
New China	12/31/2019	P8500-625-1224	12/17/2019	01/01/2020	12/31/2024
Providence Community Library	12/31/2019	P8400-043-1224	12/17/2019	01/01/2020	12/31/2024
Smith Hill Laundromat	12/31/2019	P9200-359-1224	12/18/2019	01/01/2020	12/31/2024
Venda Ravioli Inc. - 271 Atwells Avenue	12/31/2019	P8500-624-1224	12/18/2019	01/01/2020	12/31/2024
Layali	No Previous Permit	P8501-439-1123	01/03/2019	01/03/2019	11/30/2023
Nettie's Kettle Corn, LLC	No Previous Permit	P8102-223-1023	01/03/2019	01/03/2019	10/31/2023
Providence Auto Body, Inc.	No Previous Permit	P9702-222-1223	01/10/2019	01/10/2019	12/31/2023
WM Smith Street, LLC	No Previous Permit	P9200-353-1123	01/11/2019	01/11/2019	09/24/2019
YAD International LLC	No Previous Permit	P8502-651-1223	01/11/2019	01/11/2019	12/31/2023
DTC Enterprises	No Previous Permit	P8500-581-1223	01/17/2019	01/17/2019	12/31/2023
Exchange ST Hotel LLC	No Previous Permit	P8600-602-0323	01/25/2019	01/25/2019	03/31/2023
Rhode Island Convention Center Authority	No Previous Permit	P4012-076-1223	01/25/2019	01/25/2019	08/07/2019
Comfort Dental	01/31/2019	P9400-395-0124	01/23/2019	02/01/2019	01/31/2024
Flatbread Providence, Inc.	01/31/2019	P8502-654-0124	01/31/2019	02/01/2019	01/31/2024
Jacky's Restaurant and Banquets	01/31/2019	P8502-643-0124	01/15/2019	02/01/2019	01/31/2024
Lancellotta's Banquet Restaurant	01/31/2019	P8502-642-0124	01/15/2019	02/01/2019	01/31/2024
SJM Brother's LLC	01/31/2019	P8500-551-0124	01/16/2019	02/01/2019	01/31/2024
SJM Brothers LLC	01/31/2019	P8500-552-0124	01/15/2019	02/01/2019	01/31/2024
Ximedica	01/31/2019	P4901-009-0124	01/16/2019	02/01/2019	01/31/2024
Christopher Realty Corp.	No Previous Permit	P8501-443-0124	02/06/2019	02/06/2019	01/31/2024
Ganko Ittetsu Ramen	No Previous Permit	P8501-442-1223	02/06/2019	02/06/2019	12/31/2023
Providence Biltmore Hotel	No Previous Permit	P8600-625-1223	02/06/2019	02/06/2019	12/31/2023
Tavares, LLC	No Previous Permit	P8502-656-0124	02/26/2019	02/26/2019	01/31/2024
Prospect CharterCARE SJHSRI, LLC	07/19/2018	P9400-399-0124	02/27/2019	02/27/2019	01/31/2024
The Village, LLC	08/22/2018	P8500-585-1223	02/28/2019	02/28/2019	12/31/2023
7-Eleven, Inc.	02/28/2019	P8500-572-0224	02/19/2019	03/01/2019	02/29/2024
ARA-Rhode Island Dialysis	02/28/2019	P9500-135-0224	02/20/2019	03/01/2019	02/29/2024
Bitumar USA	02/28/2019	P9500-136-0224	02/27/2019	03/01/2019	02/28/2024
Broadway Laundry, Inc.	02/28/2019	P9200-351-0224	02/15/2019	03/01/2019	02/29/2024
Cafe Choklad	02/28/2019	P8500-569-0224	02/20/2019	03/01/2019	02/29/2024
East Side Pockets, INC	02/28/2019	P8500-579-0224	02/19/2019	03/01/2019	02/29/2024
Elmwood Avenue Church of God	02/28/2019	P8501-435-0224	02/15/2019	03/01/2019	02/29/2024
Maya Guatemala, Inc.	02/28/2019	P8501-437-0224	02/19/2019	03/01/2019	02/29/2024
Meller Optics, Inc.	02/28/2019	P2704-101-0224	02/19/2019	03/01/2019	02/29/2024
Rue Bis	02/28/2019	P8500-535-0224	02/19/2019	03/01/2019	02/29/2024
Sophia Academy	02/28/2019	P8600-615-0224	02/20/2019	03/01/2019	02/29/2024
True Bagels, Inc.	02/28/2019	P8500-553-0224	02/15/2019	03/01/2019	02/29/2024
Sterling Cleaners	03/06/2019	P9200-354-0124	03/06/2019	03/06/2019	01/31/2024
B.A. Beverage Company, LLC	No Previous Permit	P8501-444-0224	03/08/2019	03/08/2019	02/29/2024

Permit Issuance / Reissuance Activities  
Field's Point - 2019

Company	Prior Permit	Permit	Issue Date	Effective Date	Expire Date
Thayer Street Scoops, LLC	No Previous Permit	P8500-588-0224	03/12/2019	03/12/2019	02/28/2024
M&T Super Market	No Previous Permit	P8102-225-0224	03/13/2019	03/13/2019	02/29/2024
California Taco	No Previous Permit	P8500-589-0224	03/28/2019	03/28/2019	02/29/2024
7-Eleven Inc. (Broad Street)	03/31/2019	P8500-560-0324	03/25/2019	04/01/2019	03/31/2024
Arden Jewelry Mfg, Co.	03/31/2019	P4200-176-0324	03/15/2019	04/01/2019	03/31/2024
Brown University - Sharpe Refectory	03/31/2019	P8502-649-0324	03/25/2019	04/01/2019	03/31/2024
CJUF III MJH Providence, LLC	03/31/2019	P8600-616-0324	03/19/2019	04/01/2019	03/31/2024
Choi's Restaurant	03/31/2019	P8500-577-0324	03/25/2019	04/01/2019	03/31/2024
Colbea LLC (North Main)	03/31/2019	P9702-216-0324	03/28/2019	04/01/2019	03/31/2024
Domino's Pizza (Broad Street)	03/31/2019	P8500-554-0324	03/19/2019	04/01/2019	03/31/2024
E&M Enterprises, Ltd.	03/31/2019	P1106-371-0324	03/20/2019	04/01/2019	03/31/2024
F. Saia Restaurants, Inc. LLC	03/31/2019	P8502-652-0324	03/27/2019	04/01/2019	03/31/2024
Farview, Inc.	03/31/2019	P8400-042-0324	03/15/2019	04/01/2019	03/31/2024
Kelly's Car Wash, Inc.	03/31/2019	P9703-220-0324	03/27/2019	04/01/2019	03/31/2024
Muse Paintbar	03/31/2019	P9900-105-0324	03/20/2019	04/01/2019	03/31/2024
Pauly Penta's Italian Deli	03/31/2019	P8500-558-0324	03/20/2019	04/01/2019	03/31/2024
Providence College - Italy Street	03/31/2019	P9701-221-0324	03/21/2019	04/01/2019	03/31/2024
Providence School Department	03/31/2019	P8600-617-0324	03/27/2019	04/01/2019	03/31/2024
Ran-Zan	03/31/2019	P8500-575-0324	03/19/2019	04/01/2019	03/31/2024
Rhode Island School of Design	03/31/2019	P8502-644-0324	03/19/2019	04/01/2019	03/31/2024
Rosa Mia Pizza and More	03/31/2019	P8500-550-0324	03/27/2019	04/01/2019	03/31/2024
Seven Sisters Restaurant	03/31/2019	P8500-580-0324	03/27/2019	04/01/2019	03/31/2024
Swan Point Cemetery	03/31/2019	P9702-217-0324	03/15/2019	04/01/2019	03/31/2024
The Providence Center	03/31/2019	P8600-631-0324	03/21/2019	04/01/2019	03/31/2024
Wendy's International, Inc. (Eddy)	03/31/2019	P8502-648-0324	03/27/2019	04/01/2019	03/31/2024
Wendy's International, Inc. (Manton)	03/31/2019	P8502-647-0324	03/27/2019	04/01/2019	03/31/2024
Copper Todd LLC	No Previous Permit	P8500-591-0224	04/02/2019	04/02/2019	02/29/2024
Restaurant Associates of Prov. LLC IV	No Previous Permit	P8502-660-0224	04/02/2019	04/02/2019	02/29/2024
Blessing in Disguise, Inc.	No Previous Permit	P9200-356-0324	04/11/2019	04/11/2019	03/31/2024
Thomas S Mulvey DDS LLC	No Previous Permit	P9400-407-0324	04/11/2019	04/11/2019	03/31/2024
Academy Donuts, Inc.	No Previous Permit	P8500-596-0324	04/25/2019	04/25/2019	03/31/2024
Ampex Brands Pizza of NE, Inc.	No Previous Permit	P8500-594-0324	04/25/2019	04/25/2019	03/31/2024
Empire Restaurant Holdings	No Previous Permit	P8501-445-0324	04/25/2019	04/25/2019	03/31/2024
Lotus Garden	No Previous Permit	P8500-593-0324	04/25/2019	04/25/2019	03/31/2024
221 Academy Ave. Meat, Inc.	04/30/2019	P8102-224-0424	04/19/2019	05/01/2019	04/30/2024
Anthony M. Paolucci, DMD, P.C.	04/30/2019	P9400-396-0424	04/17/2019	05/01/2019	04/30/2024
Big Tony's Pizza	04/30/2019	P8500-582-0424	04/24/2019	05/01/2019	04/30/2024
Caress Dental Inc.	04/30/2019	P9400-398-0424	04/25/2019	05/01/2019	04/30/2024
Food and Beverage Corp.	04/30/2019	P8502-655-0424	04/19/2019	05/01/2019	04/30/2024
Harrison Casting	04/30/2019	P5100-057-0424	04/17/2019	05/01/2019	04/30/2024
J & W - East Hall	04/30/2019	P8600-618-0424	04/15/2019	05/01/2019	04/30/2024
J & W - West Hall	04/30/2019	P8600-619-0424	04/15/2019	05/01/2019	04/30/2024
Jan Co Central, Inc.	04/30/2019	P8502-650-0424	04/17/2019	05/01/2019	04/30/2024
McCormick & Schmick Restaurant	04/30/2019	P8502-646-0424	04/15/2019	05/01/2019	06/18/2019
Mundo de Cigar	04/30/2019	P8500-554-0424	04/17/2019	05/01/2019	04/30/2024
Prospect CharterCARE RWMC, LLC	04/30/2019	P9004-106-0424	04/24/2019	05/01/2019	04/30/2024
Prospect CharterCARE RWMC, LLC (Maude)	04/30/2019	P9006-107-0424	04/19/2019	05/01/2019	04/30/2024
Prospect CharterCARE SJHSRI	04/30/2019	P9002-105-0424	04/19/2019	05/01/2019	04/30/2024
R.I.P.T.A. - 265 Melrose	04/30/2019	P3700-066-0424	04/19/2019	05/01/2019	04/30/2024
Subway (Atwood Ave.)	04/30/2019	P8500-565-0424	04/19/2019	05/01/2019	04/30/2024
Broccoli-Thompson Enterprises, LLC	No Previous Permit	P8500-604-0324	05/06/2019	05/06/2019	03/31/2024
East Side Endodontics	No Previous Permit	P9400-411-0324	05/06/2019	05/06/2019	03/31/2024
Jars Pub, LLC	No Previous Permit	P8500-599-0324	05/06/2019	05/06/2019	03/31/2024
Shake Shack	No Previous Permit	P8502-666-0324	05/06/2019	05/06/2019	03/31/2024
Town of North Providence Mancini Center	No Previous Permit	P8600-637-0324	05/06/2019	05/06/2019	03/31/2024

Permit Issuance / Reissuance Activities  
Field's Point - 2019

Company	Prior Permit	Permit	Issue Date	Effective Date	Expire Date
New York Blood Center	No Previous Permit	P9500-137-0324	05/08/2019	05/08/2019	03/31/2024
So Fresh, and So Clean	No Previous Permit	P9702-227-0324	05/08/2019	05/08/2019	03/31/2024
RIC Donuts, LLC	No Previous Permit	P8500-602-0324	05/14/2019	05/14/2019	03/31/2024
Cafe Lucca	No Previous Permit	P8500-605-0424	05/21/2019	05/21/2019	04/30/2024
The Ave Bar & Grill	No Previous Permit	P8502-668-0424	05/21/2019	05/21/2019	04/30/2024
73 Washington Corp.	05/31/2019	P8500-578-0524	05/21/2019	06/01/2019	05/31/2024
Brown University - Barbour Hall	05/31/2019	P8600-621-0524	05/30/2019	06/01/2019	05/30/2024
Brown University - Graduate Center	05/31/2019	P8600-620-0524	05/22/2019	06/01/2019	05/31/2024
Brown University - Metcalf hall	05/31/2019	P8600-622-0524	05/31/2019	06/01/2019	05/31/2024
Brown University - Miller Hall	05/31/2019	P8600-623-0524	05/31/2019	06/01/2019	05/31/2024
Brown University - New Pembroke Hall	05/31/2019	P8600-624-0524	05/23/2019	06/01/2019	05/31/2024
China Garden Chinese Restaurant	05/31/2019	P8500-574-0524	05/23/2019	06/01/2019	05/31/2024
Dave's Coffee	05/31/2019	P8500-533-0524	05/20/2019	06/01/2019	05/31/2024
El Quiche Bakery Store, Inc.	05/31/2019	P8102-227-0524	05/28/2019	06/01/2019	05/31/2024
Fairfield University Heights LP	05/31/2019	P8600-630-0524	05/31/2019	06/01/2019	05/31/2024
Fairfield University Heights LP	05/31/2019	P8600-628-0524	05/31/2019	06/01/2019	05/31/2024
Fairfield University Heights LP	05/31/2019	P8600-627-0524	05/31/2019	06/01/2019	05/31/2024
Fairfield University Heights, LP	05/31/2019	P8600-629-0524	05/31/2019	06/01/2019	05/31/2024
Hobbs Brook Management, LLC	05/31/2019	P8600-626-0524	05/23/2019	06/01/2019	05/31/2024
Honey Dew Donuts (Allens)	05/31/2019	P8500-587-0524	05/30/2019	06/01/2019	05/31/2024
Hope Hospice & Palliative Care RI	05/31/2019	P8600-632-0524	05/23/2019	06/01/2019	05/31/2024
JH Restaurant Providence LLC	05/31/2019	P8502-661-0524	05/30/2019	06/01/2019	05/31/2024
McAuley House	05/31/2019	P8500-576-0524	05/20/2019	06/01/2019	05/31/2024
Pizza Palace	05/31/2019	P8500-570-0524	05/20/2019	06/01/2019	05/31/2024
Providence Auto Body, Inc.	05/31/2019	P9702-224-0524	05/23/2019	06/01/2019	05/31/2024
Snookers Inc.	05/31/2019	P8502-672-0524	05/30/2019	06/01/2019	05/31/2024
Subway (Kennedy Plaza)	05/31/2019	P8500-586-0524	05/30/2019	06/01/2019	05/31/2024
Tony's Colonial Food	05/31/2019	P8500-584-0524	05/20/2019	06/01/2019	05/31/2024
Cumberland Farms, Inc.	No Previous Permit	P8500-610-0424	06/04/2019	06/04/2019	04/30/2024
Kamborian Bros Inc.	No Previous Permit	P8500-609-0424	06/04/2019	06/04/2019	04/30/2024
Al Son De Mi Barrio	No Previous Permit	P8500-607-0424	06/05/2019	06/05/2019	04/30/2024
Cardi Corporation	No Previous Permit	P4012-077-0424	06/05/2019	06/05/2019	09/30/2019
Elmwood Adult Day Health Care Center	No Previous Permit	P8600-639-0424	06/05/2019	06/05/2019	04/30/2024
Fearless Fish Market, LLC	No Previous Permit	P8102-226-0224	06/05/2019	06/05/2019	02/29/2024
Natural Mix Co., LLC	No Previous Permit	P8500-614-0424	06/05/2019	06/05/2019	04/30/2024
2 Brothers Family Pizza, Inc.	No Previous Permit	P8500-615-0524	06/13/2019	06/13/2019	05/31/2024
Providence Kitchen Collaborative	No Previous Permit	P8500-616-0524	06/13/2019	06/13/2019	05/31/2024
J & W-McNulty Hall	06/30/2019	P8600-638-0624	06/17/2019	06/17/2019	06/30/2024
Advanced Dental Care	06/30/2019	P9400-397-0624	06/19/2019	07/01/2019	06/30/2024
Anthony Paolucci Family Dentists	06/30/2019	P9400-402-0624	06/18/2019	07/01/2019	06/30/2024
Auto Parts Group Southwest, LLC.	06/30/2019	P4200-171-0624	06/18/2019	07/01/2019	06/30/2024
Best Cleaner Inc.	06/30/2019	P9200-355-0624	06/18/2019	07/01/2019	06/30/2024
Bravo Brasserie	06/30/2019	P8502-658-0624	06/17/2019	07/01/2019	06/30/2024
C&L Johnston, LLC	06/30/2019	P8502-659-0624	06/18/2019	07/01/2019	06/30/2024
Chalkstone Supermarket	06/30/2019	P8202-120-0624	06/20/2019	07/01/2019	06/30/2024
Chelo's	06/30/2019	P8502-665-0624	06/20/2019	07/01/2019	06/30/2024
Denise M. Shapiro, DDS	06/30/2019	P9400-406-0624	06/17/2019	07/01/2019	06/30/2024
Hobbs Brook Management LLC	06/30/2019	P8600-633-0624	06/17/2019	07/01/2019	06/30/2024
India House Inc.	06/30/2019	P8501-440-0624	06/19/2019	07/01/2019	06/30/2024
Laundromax - 932 Atwells Ave LLC	06/30/2019	P9200-357-0624	06/27/2019	07/01/2019	06/30/2024
Louis Family Restaurant	06/30/2019	P8500-583-0624	06/17/2019	07/01/2019	06/30/2024
New England Petroleum Terminal, LLC.	06/30/2019	P5902-013-0624	06/18/2019	07/01/2019	06/30/2024
Panaderia El Paisano	06/30/2019	P8204-122-0624	06/20/2019	07/01/2019	06/30/2024
Philip D. Barr, DDS	06/30/2019	P9400-400-0624	06/20/2019	07/01/2019	06/30/2024
Prince Enameling Company, Inc.	06/30/2019	P4200-177-0624	06/20/2019	07/01/2019	06/30/2024



Permit Issuance / Reissuance Activities  
Field's Point - 2019

Company	Prior Permit	Permit	Issue Date	Effective Date	Expire Date
Wine & Cheese	06/30/2019	P8501-441-0624	06/19/2019	07/01/2019	06/30/2024
Ampex Brands Pizza of NE, Inc.	No Previous Permit	P8500-622-0524	07/02/2019	07/02/2019	05/31/2024
Baja's Taqueria	No Previous Permit	P8500-621-0524	07/02/2019	07/02/2019	05/31/2024
Catering 0808 LLC, d/b/a Roberts Deli	No Previous Permit	P8500-619-0524	07/02/2019	07/02/2019	05/31/2024
Plant City Providence	No Previous Permit	P8502-675-0524	07/02/2019	07/02/2019	05/31/2024
Sammy's House of Pizza	No Previous Permit	P8500-618-0524	07/02/2019	07/02/2019	05/31/2024
Chicken Coop on Smith Hill	No Previous Permit	P8500-629-0524	07/15/2019	07/15/2019	05/31/2024
Amos House - Pine Street	07/22/2019	P8502-674-0624	07/22/2019	07/22/2019	06/30/2024
Chipotle LLC	No Previous Permit	P8500-626-0524	07/22/2019	07/22/2019	05/31/2024
Middle Eddy, LLC	No Previous Permit	P8500-631-0624	07/22/2019	07/22/2019	06/30/2024
Glorious West African Cuisine	No Previous Permit	P8500-628-0624	07/26/2019	07/26/2019	06/30/2024
Angell Street Dental Associate	07/31/2019	P9400-415-0724	07/17/2019	08/01/2019	07/31/2024
Barbara M. Bilder, D.M.D.	07/31/2019	P9400-410-0724	07/16/2019	08/01/2019	07/31/2024
Complete Cleaning Systems Inc.	07/31/2019	P9900-106-0724	07/19/2019	08/01/2019	07/31/2024
Cumberland Farms, Inc.	07/31/2019	P8500-617-0724	07/16/2019	08/01/2019	07/31/2024
Dinga Operating LLC	07/31/2019	P8500-597-0724	07/15/2019	08/01/2019	07/31/2024
East Side Periodontics, Ltd.	07/31/2019	P9900-108-0724	07/16/2019	08/01/2019	07/31/2024
Hemenway's Seafood Grill & Oyster Bar	07/31/2019	P8502-670-0724	07/16/2019	08/01/2019	07/31/2024
Hillview Auto Body	07/31/2019	P9704-223-0724	07/15/2019	08/01/2019	07/31/2024
India Restaurant	07/31/2019	P8501-448-0724	07/15/2019	08/01/2019	07/31/2024
Passionflower, Inc.	07/31/2019	P8500-590-0724	07/16/2019	08/01/2019	07/31/2024
Restaurant Associates of Prov. LLC I	07/31/2019	P8502-657-0724	07/17/2019	08/01/2019	07/31/2024
Roger Williams Park Zoo	No Previous Permit	P9500-140-0624	08/01/2019	08/01/2019	06/30/2024
Roger Williams Park Zoo	No Previous Permit	P8500-633-0624	08/01/2019	08/01/2019	06/30/2024
Stop & Shop Supermarket #722	07/31/2019	P8204-121-0724	07/19/2019	08/01/2019	07/31/2024
Weybosset Hotel LLC	07/31/2019	P8600-634-0724	07/18/2019	08/01/2019	07/31/2024
BKCHOL Inc.	No Previous Permit	P8500-635-0624	08/08/2019	08/08/2019	06/30/2024
BOE Fermenterprises	No Previous Permit	P3402-008-0524	08/08/2019	08/08/2019	05/31/2024
CND Marketing	No Previous Permit	P8500-634-0624	08/08/2019	08/08/2019	06/30/2024
Hungry Ghost Press	No Previous Permit	P9902-111-0624	08/08/2019	08/08/2019	06/30/2024
North Providence Dental Associates	No Previous Permit	P9400-414-0724	08/08/2019	08/08/2019	07/31/2024
The Industrious Spirit Company, LLC	No Previous Permit	P3404-009-0624	08/08/2019	08/08/2019	06/30/2024
LDC, Inc.	No Previous Permit	P5902-014-0624	08/16/2019	08/16/2019	06/30/2024
HABC, LLC	No Previous Permit	P8500-637-0724	08/27/2019	08/27/2019	07/31/2024
Bosco's Department Store, LLC	No Previous Permit	P8500-638-0724	08/28/2019	08/28/2019	07/31/2024
Dolores	No Previous Permit	P8501-450-0724	08/28/2019	08/28/2019	07/31/2024
L/M Taco RI, Inc.	No Previous Permit	P8502-678-0724	08/28/2019	08/28/2019	07/31/2024
Andino's Restaurant	08/31/2019	P8501-446-0824	08/20/2019	09/01/2019	08/31/2024
Community College of RI	08/31/2019	P8600-642-0824	08/26/2019	09/01/2019	08/31/2024
Dent Plus Dental Center	08/31/2019	P9400-416-0824	08/20/2019	09/01/2019	08/31/2024
JMA Inc.	08/31/2019	P8502-671-0824	08/20/2019	09/01/2019	08/31/2024
Johnston Family Dentistry	08/31/2019	P9400-401-0824	08/21/2019	09/01/2019	08/31/2024
Lawrence Page, DMD, Inc.	08/31/2019	P9400-447-0824	08/20/2019	09/01/2019	08/31/2024
Olson & Parent Funeral Home, Inc.	08/31/2019	P9600-113-0824	08/21/2019	09/01/2019	08/31/2024
Periodontal Associates	08/31/2019	P9400-404-0824	08/21/2019	09/01/2019	08/31/2024
Prov. College- Suites Building	08/31/2019	P8600-635-0824	08/22/2019	09/01/2019	08/31/2024
ROM Deli, Inc.	08/31/2019	P8501-449-0824	08/20/2019	09/01/2019	08/31/2024
Starbucks (Financial Plaza)	08/31/2019	P8500-632-0824	08/26/2019	09/01/2019	08/31/2024
Steven W. Silverberg DDS	08/31/2019	P9402-403-0824	08/20/2019	09/01/2019	08/31/2024
Tallulah's Taqueria	08/31/2019	P8500-592-0824	08/22/2019	09/01/2019	08/31/2024
Walsh's Auto Body and Sales, Inc.	08/31/2019	P9702-225-0824	08/22/2019	09/01/2019	08/31/2024
I Love Milkshakes Providence Mall LLC	No Previous Permit	P8500-642-0724	09/06/2019	09/06/2019	07/31/2024
La Cocina LLC	No Previous Permit	P8500-641-0724	09/06/2019	09/06/2019	07/31/2024
Ocean State Endoscopy	No Previous Permit	P9500-142-0724	09/10/2019	09/10/2019	07/31/2024
Roastmeisters Coffee, LLC	No Previous Permit	P8500-636-0724	09/10/2019	09/10/2019	07/31/2024

Permit Issuance / Reissuance Activities  
Field's Point - 2019

Company	Prior Permit	Permit	Issue Date	Effective Date	Expire Date
West River Endoscopy	No Previous Permit	P9500-141-0724	09/10/2019	09/10/2019	07/31/2024
B&D, LLC	No Previous Permit	P8500-640-0724	09/13/2019	09/13/2019	07/31/2024
Baja's Taqueria	No Previous Permit	P8500-644-0824	09/13/2019	09/13/2019	08/31/2024
Hanju Kitchen	No Previous Permit	P8500-645-0824	09/13/2019	09/13/2019	08/31/2024
M.B. Rubinstein, DDS & R.J. Ducoff, DMD	09/30/2019	P9400-413-0924	09/17/2019	09/17/2019	09/30/2024
Biltmore Providence Lessee, LLC	No Previous Permit	P8500-648-0824	09/18/2019	09/18/2019	08/31/2024
RISD - North Dorm	No Previous Permit	P8600-648-0824	09/18/2019	09/18/2019	08/31/2024
SRC Providence, LLC	No Previous Permit	P8600-649-0824	09/18/2019	09/18/2019	08/31/2024
TPG 100 Sabin Hotel, LLC	No Previous Permit	P8600-645-0824	09/19/2019	09/19/2019	08/31/2024
Briarcliffe Gardens	09/30/2019	P8600-650-0924	09/19/2019	09/24/2019	09/30/2024
Great Northern BBQ Co LLC	No Previous Permit	P8500-649-0824	09/25/2019	09/25/2019	08/31/2024
Baja's	09/30/2019	P8500-620-0924	09/24/2019	10/01/2019	09/30/2024
Brewed Awakenings Coffeehouse LLC	09/30/2019	P8501-447-0924	09/24/2019	10/01/2019	09/30/2024
Brown University - Facilities Management	09/30/2019	P9702-228-0924	09/30/2019	10/01/2019	09/30/2024
Brown University - Keeney Quad	09/30/2019	P8600-640-0924	09/30/2019	10/01/2019	09/30/2024
Brown University-Watson Center	09/30/2019	P5300-034-0924	09/30/2019	10/01/2019	09/30/2024
Craig Van Dongen, DDS	09/30/2019	P9400-405-0924	09/19/2019	10/01/2019	09/30/2024
Dave & Buster's	09/30/2019	P8502-669-0924	09/23/2019	10/01/2019	09/30/2024
Davies Technical School	09/30/2019	P8602-636-0924	09/19/2019	10/01/2019	09/30/2024
DelGreco Family LLC	09/30/2019	P9702-226-0924	09/17/2019	10/01/2019	09/30/2024
Drs. Votolato and Paziienza	09/30/2019	P9400-408-0924	09/18/2019	10/01/2019	09/30/2024
Electrolizing, Inc.	09/30/2019	P1106-372-0924	09/19/2019	10/01/2019	09/30/2024
Fu Ming Chinese Restaurant	09/30/2019	P8502-673-0924	09/30/2019	10/01/2019	09/30/2024
I Love Mexico	09/30/2019	P8500-652-0924	09/27/2019	10/01/2019	09/30/2024
J & W - South Hall	09/30/2019	P8600-646-0924	09/24/2019	10/01/2019	09/30/2024
KSB LLC Subway	09/30/2019	P8500-598-0924	09/18/2019	10/01/2019	09/30/2024
L'Image	09/30/2019	P4200-178-0924	09/18/2019	10/01/2019	09/30/2024
Lawrence P. Stephenson, DDS, Ltd.	09/30/2019	P9402-450-0924	09/24/2019	10/01/2019	09/30/2024
Magna Spirits, Inc.	09/30/2019	P8500-611-0924	09/30/2019	10/01/2019	09/30/2024
Norman Brice Seggel	09/30/2019	P9400-409-0924	09/17/2019	10/01/2019	09/30/2024
Pastiche	09/30/2019	P8500-600-0924	09/23/2019	10/01/2019	09/30/2024
Providence College- Smith Ctr. for Arts	09/30/2019	P9900-107-0924	09/17/2019	10/01/2019	09/30/2024
Providence Community Health Centers, Inc	09/30/2019	P9400-449-0924	09/23/2019	10/01/2019	09/30/2024
Rasmey Corp.	09/30/2019	P8500-608-0924	09/17/2019	10/01/2019	09/30/2024
Restaurant Associates of Prov. LLC II	09/30/2019	P8502-667-0924	09/23/2019	10/01/2019	09/30/2024
Rhode Island Billiards Club	09/30/2019	P8500-595-0924	09/17/2019	10/01/2019	09/30/2024
Rosalina - RI	09/30/2019	P8500-630-0924	09/18/2019	10/01/2019	09/30/2024
Ruby Thai Providence Place, Inc.	09/30/2019	P8500-612-0924	09/30/2019	10/01/2019	09/30/2024
Sciolo Bros. Bakery	09/30/2019	P8102-228-0924	09/19/2019	10/01/2019	09/30/2024
The Cheesecake Factory Restaurants, Inc.	09/30/2019	P8502-664-0924	09/17/2019	10/01/2019	09/30/2024
The Salted Slate	09/30/2019	P8500-606-0924	09/18/2019	10/01/2019	09/30/2024
Tienda y Taqueria Puebla	09/30/2019	P8500-647-0924	09/24/2019	10/01/2019	09/30/2024
United States Postal Service - Providence VMF	09/30/2019	P3702-067-0924	09/24/2019	10/01/2019	09/30/2024
Walach Enterprises Providence, LLC	09/30/2019	P8502-663-0924	09/23/2019	10/01/2019	09/30/2024
M&M Diner	No Previous Permit	P8500-651-0824	10/02/2019	10/02/2019	08/31/2024
Punta Cana Bistro	No Previous Permit	P8500-654-0924	10/07/2019	10/07/2019	09/30/2024
Avenue Grille	10/31/2019	P8500-601-1024	10/17/2019	11/01/2019	10/31/2024
Brown University- Alumnae Hall	10/31/2019	P5200-083-1024	10/17/2019	11/01/2019	10/31/2024
Brown University-Remediation Project	10/31/2019	P4006-078-1024	10/29/2019	11/01/2019	10/31/2024
Burger Domination LLC	10/31/2019	P8501-451-1024	10/30/2019	11/01/2019	10/31/2024
DaVinci Restaurant	10/31/2019	P8502-683-1024	10/29/2019	11/01/2019	10/31/2024
Eastside Providence, LLC	10/31/2019	P8202-123-1024	10/30/2019	11/01/2019	10/31/2024
El Chapin	10/31/2019	P8500-623-1024	10/29/2019	11/01/2019	10/31/2024
Gilbane Building Company	10/31/2019	P5300-033-1024	10/30/2019	11/01/2019	10/31/2024
Imperial Tile & Marble Works Inc.	10/31/2019	P9904-109-1024	10/30/2019	11/01/2019	10/31/2024

Permit Issuance / Reissuance Activities  
Field's Point - 2019

Company	Prior Permit	Permit	Issue Date	Effective Date	Expire Date
Jiang Li, LLC	10/31/2019	P9200-358-1024	10/17/2019	11/01/2019	10/31/2024
John T. A. Romano DDS, Inc.	10/31/2019	P9400-412-1024	10/30/2019	11/01/2019	10/31/2024
Metallurgical Solutions, Inc.	10/31/2019	P1102-017-1024	10/30/2019	11/01/2019	10/31/2024
RI Community Food Bank	10/31/2019	P8500-613-1024	10/30/2019	11/01/2019	10/31/2024
Rhode Island Resource Recovery Corp.	10/31/2019	P3412-010-1024	10/29/2019	11/01/2019	10/31/2024
Ristorante Lucia	10/31/2019	P8500-653-1024	10/30/2019	11/01/2019	10/31/2024
True Bagels Inc.	10/31/2019	P8500-603-1024	10/17/2019	11/01/2019	10/31/2024
Verichem Laboratories, Inc.	10/31/2019	P9500-138-1024	10/29/2019	11/01/2019	10/31/2024
Vivi Bubble Tea, Inc.	No Previous Permit	P8500-657-0924	11/13/2019	11/13/2019	09/30/2024
Vivi Bubble Tea, Inc.	No Previous Permit	P8500-656-0924	11/13/2019	11/13/2019	09/30/2024
CGRG Enterprises, LLC	No Previous Permit	P8500-660-1024	11/26/2019	11/26/2019	10/31/2024
Mao Virgulak	No Previous Permit	P9200-362-1024	11/26/2019	11/26/2019	10/31/2024
The River Social	No Previous Permit	P8500-655-0924	11/26/2019	11/26/2019	09/30/2024
Aristocrat Dental Laboratory	11/30/2019	P9900-112-1124	11/15/2019	12/01/2019	11/30/2024
Club Fantasies	11/30/2019	P8502-677-1124	11/20/2019	12/01/2019	11/30/2024
Gloriana Therapeutics, Inc.	11/30/2019	P9500-143-1124	11/22/2019	12/01/2019	11/30/2024
Laurelmead Cooperative Inc.	11/30/2019	P8600-641-1124	11/15/2019	12/01/2019	11/30/2024
Mansolillo Dental	11/30/2019	P9400-451-1124	11/22/2019	12/01/2019	11/30/2024
Moran Transportation Industries, Inc.	11/30/2019	P5200-082-1124	11/20/2019	12/01/2019	11/30/2024
Pediatric Dentistry	11/30/2019	P9400-448-1124	11/15/2019	12/01/2019	11/30/2024
Providence Elementary School	11/30/2019	P8600-644-1124	11/20/2019	12/01/2019	11/30/2024
Providence School Dept.	11/30/2019	P8600-643-1124	11/22/2019	12/01/2019	11/30/2024
R.I. D.O.T.-Materials Testing	11/30/2019	P9500-139-1124	11/20/2019	12/01/2019	11/30/2024
R.I. Provision Company	11/30/2019	P8102-229-1124	11/20/2019	12/01/2019	11/30/2024
RISD - Washington Building	11/30/2019	P9902-110-1124	11/15/2019	12/01/2019	11/30/2024
Starbucks Coffee Company #7419	11/30/2019	P8500-643-1124	11/20/2019	12/01/2019	11/30/2024
Tenares Supermarket	11/30/2019	P8202-124-1124	11/22/2019	12/01/2019	11/30/2024
Fairfield University Heights, LP	01/04/2019	P8600-652-1024	12/11/2019	12/11/2019	10/31/2024
Fresenius Kidney Care	No Previous Permit	P9500-145-1024	12/11/2019	12/11/2019	10/31/2024
J & W - John Hazen White Center	12/10/2019	P5300-036-0922	12/11/2019	12/11/2019	09/30/2022
Malachi's	No Previous Permit	P8500-663-1024	12/11/2019	12/11/2019	10/31/2024
Providence Dental Laboratory	No Previous Permit	P9900-113-1024	12/11/2019	12/11/2019	10/31/2024
Chomp PVD, LLC	No Previous Permit	P8500-666-1024	12/13/2019	12/13/2019	10/31/2024
H&A Laundromat	No Previous Permit	P9200-363-1124	12/13/2019	12/13/2019	11/30/2024
Starbucks	No Previous Permit	P8500-668-1124	12/19/2019	12/19/2019	11/30/2024

***PERMIT ISSUANCE/REISSUANCE  
ACTIVITIES***

***BUCKLIN POINT***

Permit Issuance / Reissuance Activities  
Bucklin Point - 2019

Company	Prior Permit	Permit	Issue Date	Effective Date	Expire Date
Swan Cleaners	12/31/2018	B9200-157-1223	12/17/2018	01/01/2019	12/31/2023
Auto Parts Group Southwest LLC	12/31/2018	B4200-131-1223	12/18/2018	01/01/2019	12/31/2023
Blackstone Valley Assisted Living	12/31/2018	B8600-167-1223	12/19/2018	01/01/2019	12/31/2023
Aspen Aerogels Rhode Island, LLC	12/31/2019	B2706-090-1224	12/17/2019	01/01/2020	12/31/2024
Bubble Wash	12/31/2019	B9200-161-1224	12/17/2019	01/01/2020	12/31/2024
Jan Co., Inc.	12/31/2019	B8502-314-1224	12/17/2019	01/01/2020	12/31/2024
Subway - Mineral Spring Avenue	12/31/2019	B8500-800-1224	12/17/2019	01/01/2020	12/31/2024
Splash Snack Bar and Grill	12/31/2019	B8500-807-1224	12/18/2019	01/01/2020	12/31/2024
BEST Engineered Surface Technologies, LLC	No Previous Permit	B1106-079-1224	12/27/2019	01/01/2020	12/31/2024
Gingersnaps Bakery	No Previous Permit	B8102-103-1123	01/11/2019	01/11/2019	11/30/2023
Pascale Service Corporation	No Previous Permit	B9702-086-1023	01/11/2019	01/11/2019	04/01/2019
10 Old Dominion Operations, LLC	No Previous Permit	B8600-170-1223	01/17/2019	01/17/2019	12/31/2023
Li Lai Wok Pawtucket, Inc.	No Previous Permit	B8500-784-1223	01/23/2019	01/23/2019	12/31/2023
R1 Indoor Karting, LLC	No Previous Permit	B8502-308-1223	01/23/2019	01/23/2019	12/31/2023
German American Cultural Society	01/31/2019	B8500-775-0124	01/15/2019	02/01/2019	01/31/2024
Kenneth Castellucci & Associates, Inc.	01/31/2019	B4200-130-0124	01/15/2019	02/01/2019	01/31/2024
SHP IV/LCB Lincoln, LLC	01/31/2019	B8600-615-0124	01/16/2019	02/01/2019	01/31/2024
Comfort Dental II	01/31/2019	B9400-171-0124	01/23/2019	02/01/2019	01/31/2024
New England Paper Tube Co.	No Previous Permit	B2402-061-1223	02/05/2019	02/05/2019	12/31/2023
Dufficy Enterprises, Inc.	02/28/2019	B8500-773-0224	02/15/2019	03/01/2019	02/29/2024
Pawtucket Soup Kitchen	02/28/2019	B8501-165-0224	02/15/2019	03/01/2019	02/29/2024
Continental Plastics & Packaging	02/28/2019	B3502-012-0224	02/22/2019	03/01/2019	02/28/2024
Ray Plante & Sons, Inc.	06/26/2017	B8000-143-0224	03/07/2019	03/07/2019	02/29/2024
KMS Eats, Inc.	No Previous Permit	B8500-785-1223	03/12/2019	03/12/2019	12/31/2023
Arigna Irish Pub & Coal Fire Pizza	No Previous Permit	B8502-309-1223	03/22/2019	03/22/2019	12/31/2023
Len's Hot Dog Haven	03/31/2019	B8500-778-0324	03/15/2019	04/01/2019	03/31/2024
Sparkle City Laundromat	03/31/2019	B9200-158-0324	03/15/2019	04/01/2019	03/31/2024
Providence Fire Restoration	03/31/2019	B9900-075-0324	03/20/2019	04/01/2019	03/31/2024
Rosco Manufacturing, LLC	03/31/2019	B4200-132-0324	03/21/2019	04/01/2019	03/31/2024
Phoenix Converting Corporation	03/31/2019	B5900-025-0324	03/25/2019	04/01/2019	03/31/2024
Truck Pro LLC	No Previous Permit	B9702-087-0224	04/02/2019	04/02/2019	02/29/2024
Extreme Clean Laundry	No Previous Permit	B9200-160-0324	04/11/2019	04/11/2019	03/31/2024
Ampex Brands Pizza of NE, Inc.	No Previous Permit	B8500-787-0324	04/25/2019	04/25/2019	03/31/2024
Compassionate Care Veterinary Clinic	04/30/2019	B9900-074-0424	04/15/2019	05/01/2019	04/30/2024
Double Dragon	04/30/2019	B8500-783-0424	04/15/2019	05/01/2019	04/30/2024
Fortune House	04/30/2019	B8502-306-0424	04/17/2019	05/01/2019	04/30/2024
Gerard A. Belhumeur, DDS	04/30/2019	B9400-168-0424	04/24/2019	05/01/2019	04/30/2024
Howley Bread Group	04/30/2019	B8502-310-0424	04/24/2019	05/01/2019	04/30/2024
Benedict J. Ingegneri Jr. DMD PC Inc.	04/30/2019	B9400-174-0424	04/25/2019	05/01/2019	04/30/2024
SPHOD	04/30/2019	B8501-166-0424	04/25/2019	05/01/2019	04/30/2024
Shine Creamery	04/30/2019	B8500-790-0424	04/26/2019	05/01/2019	04/30/2024
El Charro	No Previous Permit	B8502-662-0324	05/08/2019	05/08/2019	03/31/2024
Tugas Restaurant & Catering	No Previous Permit	B8500-789-0324	05/10/2019	05/10/2019	03/31/2024
Wind River Environmental, LLC	03/31/2019	B8000-144-0324	05/10/2019	05/10/2019	03/31/2024
Blackstone Health	05/13/2019	B8600-172-0224	05/14/2019	05/14/2019	02/29/2024
Apple Valley Kenco, Inc.	05/31/2019	B8502-307-0524	05/20/2019	06/01/2019	05/31/2024
Hindley Manufacturing Company	05/31/2019	B2102-034-0524	05/21/2019	06/01/2019	05/31/2024
Drs. Ward and Vaudry	05/31/2019	B9400-170-0524	05/22/2019	06/01/2019	05/31/2024
Dimitri Ganim, DDS	05/31/2019	B9402-169-0524	05/23/2019	06/01/2019	05/31/2024
Pawtucket Red Sox Baseball Club	05/31/2019	B8600-169-0524	05/24/2019	06/01/2019	05/31/2024
Cintas Corporation	05/31/2019	B2512-016-0524	05/30/2019	06/01/2019	05/31/2024
Dunkin Donuts-Broad Street	05/31/2019	B8500-795-0524	05/31/2019	06/01/2019	05/31/2024
Vicor Corporation	06/04/2019	B4902-006-0424	06/05/2019	06/05/2019	04/30/2024
Godfrey & Wing, Inc.	06/30/2019	B2706-079-0624	06/17/2019	07/01/2019	06/30/2024
Aladdin Club	06/30/2019	B8500-786-0624	06/18/2019	07/01/2019	06/30/2024
John O. Eastman, D.D.S. Inc.	06/30/2019	B9400-176-0624	06/18/2019	07/01/2019	08/31/2019
Accent Plating Company	06/30/2019	B1106-078-0624	06/19/2019	07/01/2019	06/30/2024
CVS Pharmacy, Inc.	06/30/2019	B8600-173-0624	06/19/2019	07/01/2019	06/30/2024

Permit Issuance / Reissuance Activities  
Bucklin Point - 2019

Company	Prior Permit	Permit	Issue Date	Effective Date	Expire Date
Jazz - Mondy, Inc.	06/30/2019	B9200-159-0624	06/19/2019	07/01/2019	06/30/2024
COLM123, LLC	No Previous Permit	B8500-798-0524	07/02/2019	07/02/2019	05/31/2024
Cumberland Farms	No Previous Permit	B8500-797-0524	07/02/2019	07/02/2019	05/31/2024
New England Authentic Eats LLC	No Previous Permit	B8500-799-0524	07/02/2019	07/02/2019	05/31/2024
Salvatore's Custom Sandwich Shop & Deli, LLC	No Previous Permit	B8500-801-0524	07/08/2019	07/08/2019	05/31/2024
Blackstone Valley Community Health	No Previous Permit	B9400-186-0624	07/19/2019	07/19/2019	06/30/2024
William W. Tripp Funeral Home, Inc.	07/31/2019	B9600-058-0724	07/19/2019	07/19/2019	07/31/2024
Walter M. Dzialo, DDS	07/31/2019	B9400-178-0724	07/15/2019	08/01/2019	07/31/2024
Russell S. Chin, DDS, Ltd.	07/31/2019	B9402-175-0724	07/16/2019	08/01/2019	07/31/2024
Central Auto Radiator, Inc.	07/31/2019	B5902-026-0724	07/17/2019	08/01/2019	07/31/2024
University Oral & Maxil. - School Street	07/31/2019	B9402-173-0724	07/17/2019	08/01/2019	07/31/2024
Burton M. Ogata, D.M.D	07/31/2019	B9400-177-0724	07/18/2019	08/01/2019	07/31/2024
Dr. Anita N. Vasvani, D.M.D.	07/31/2019	B9400-172-0724	07/18/2019	08/01/2019	07/31/2024
Jeanne Jugan Residence	07/31/2019	B8600-175-0724	07/18/2019	08/01/2019	07/31/2024
RIDCO Casting Co.	07/31/2019	B2104-033-0724	07/18/2019	08/01/2019	07/31/2024
Boys and Girls Club of Pawtucket	No Previous Permit	B8600-178-0624	08/08/2019	08/08/2019	07/31/2024
ARJK, Inc.	08/31/2019	B8501-167-0824	08/20/2019	09/01/2019	08/31/2024
FGX International	08/31/2019	B5900-024-0824	08/20/2019	09/01/2019	08/31/2024
Hasbro, Inc.	08/31/2019	B2702-088-0824	08/21/2019	09/01/2019	08/31/2024
Highland Dental Group, Inc.	08/31/2019	B9400-179-0824	08/21/2019	09/01/2019	08/31/2024
Roast House Pub and Restaurant	08/31/2019	B8502-311-0824	08/21/2019	09/01/2019	08/31/2024
Paul G. Roque, DDS	08/31/2019	B9400-181-0824	08/22/2019	09/01/2019	08/31/2024
CW Lanes and Games	08/31/2019	B8502-315-0824	08/28/2019	09/01/2019	08/31/2024
Eaton Corporation	09/05/2019	B4100-025-0524	09/05/2019	09/05/2019	05/31/2024
Splish Splash Laundromat	No Previous Permit	B9200-162-0724	09/10/2019	09/10/2019	07/31/2024
Mamajuana Restaurant	No Previous Permit	B8500-805-0824	09/18/2019	09/18/2019	08/31/2024
International Charter School	No Previous Permit	B8600-179-0824	09/25/2019	09/25/2019	08/31/2024
Emery Realty Inc./Fountain Street Grille	09/30/2019	B8500-793-0924	09/17/2019	10/01/2019	09/30/2024
Poly/Sperse, Corp.	09/30/2019	B2202-024-0924	09/17/2019	10/01/2019	09/30/2024
Tanury Industries PVD, Inc.	09/30/2019	B1112-093-0924	09/17/2019	10/01/2019	09/30/2024
William B. Chan DMD	09/30/2019	B9400-183-0924	09/17/2019	10/01/2019	09/30/2024
Blackstone Donuts, Inc.	09/30/2019	B8500-803-0924	09/18/2019	10/01/2019	09/30/2024
Dental Group of Pawtucket	09/30/2019	B9400-180-0924	09/18/2019	10/01/2019	09/30/2024
Oak Hill Health & Rehabilitation Center	09/30/2019	B8600-174-0924	09/18/2019	10/01/2019	09/30/2024
Pawtucket Taco	09/30/2019	B8502-312-0924	09/18/2019	10/01/2019	09/30/2024
Schofield Printing, Inc.	09/30/2019	B9902-076-0924	09/18/2019	10/01/2019	09/30/2024
Xinli, LLC	09/30/2019	B8500-791-0924	09/18/2019	10/01/2019	09/30/2024
Pedro Teixeira, DDS	09/30/2019	B9400-182-0924	09/19/2019	10/01/2019	09/30/2024
Seabra Foods III, Inc.	09/30/2019	B8204-073-0924	09/24/2019	10/01/2019	09/30/2024
Stop & Shop Supermarket #710	09/30/2019	B8204-072-0924	09/24/2019	10/01/2019	09/30/2024
The Salvation Army	09/30/2019	B8501-169-0924	09/24/2019	10/01/2019	09/30/2024
Cumberland Farms	09/30/2019	B8500-810-0924	09/27/2019	10/01/2019	09/30/2024
Stop & Shop Supermarket #704	09/30/2019	B8204-071-0924	09/30/2019	10/01/2019	09/30/2024
Teknor Apex Company	09/30/2019	B2712-089-0924	09/30/2019	10/01/2019	09/30/2024
William Naughton, DDS	09/30/2019	B9400-185-0924	09/30/2019	10/01/2019	09/30/2024
Rafael Enterprise	No Previous Permit	B8500-809-0824	10/02/2019	10/02/2019	08/31/2024
FabCity Cigar Lounge, Inc.	No Previous Permit	B8500-811-0924	10/29/2019	10/29/2019	09/30/2024
Hyde Park Burgers, LLC	No Previous Permit	B8502-317-0924	10/29/2019	10/29/2019	09/30/2024
Ignite Your Life Nutrition	No Previous Permit	B8500-812-0924	10/29/2019	10/29/2019	09/30/2024
New England Authentic Eats LLC	No Previous Permit	B8502-316-0924	10/29/2019	10/29/2019	09/30/2024
APBVP, Inc.	10/31/2019	B8501-168-1024	10/17/2019	11/01/2019	10/31/2024
Alves and Sons Bakery	10/31/2019	B8102-104-1024	10/17/2019	11/01/2019	10/31/2024
Charles E. Shea High School	10/31/2019	B8600-177-1024	10/17/2019	11/01/2019	10/31/2024
Our Place on North Broadway	10/31/2019	B8500-788-1024	10/17/2019	11/01/2019	10/31/2024
Phantom Properties, LLC	10/31/2019	B8500-802-1024	10/17/2019	11/01/2019	10/31/2024
Sakis Pizza (Cumberland)	10/31/2019	B8500-792-1024	10/17/2019	11/01/2019	10/31/2024
Whittet-Higgins Company	10/31/2019	B4200-133-1024	10/29/2019	11/01/2019	10/31/2024
Philip J. Calabro, D.M.D.	10/31/2019	B9400-184-1024	10/30/2019	11/01/2019	10/31/2024

Permit Issuance / Reissuance Activities  
Bucklin Point - 2019

Company	Prior Permit	Permit	Issue Date	Effective Date	Expire Date
Piatek Machine Co., Inc.	10/31/2019	B4200-134-1024	10/30/2019	11/01/2019	10/31/2024
RI Spirits	No Previous Permit	B3402-024-0924	11/06/2019	11/06/2019	09/30/2024
Boot Black	No Previous Permit	B3402-026-0924	11/13/2019	11/13/2019	09/30/2024
La Herradura Taqueria	No Previous Permit	B8500-814-0924	11/13/2019	11/13/2019	09/30/2024
Carlisle Hardcast, LLC	No Previous Permit	B4200-135-0924	11/26/2019	11/26/2019	09/30/2024
El Salvador Bakery	No Previous Permit	B8102-086-1024	11/26/2019	11/26/2019	10/31/2024
Sarkis Hagopian Enterprises LLC	11/30/2019	B8500-796-1124	11/15/2019	12/01/2019	11/30/2024
Seven Cray Street Realty Corp	11/30/2019	B8500-794-1124	11/15/2019	12/01/2019	11/30/2024
Coia Sanitation Services	11/30/2019	B8000-145-1124	11/20/2019	12/01/2019	11/30/2024
Michael Healy Designs, Inc.	11/29/2019	B4100-026-1124	11/20/2019	12/01/2019	11/30/2024
Mirror Image	11/30/2019	B9902-078-1124	11/20/2019	12/01/2019	11/30/2024
Wendy's International, Inc. (Broad)	11/30/2019	B8502-313-1124	11/20/2019	12/01/2019	11/30/2024
A+J Enterprises, LLC	11/30/2019	B8500-804-1124	11/22/2019	12/01/2019	11/30/2024
Cumberland Public Schools	11/30/2019	B8600-176-1124	11/22/2019	12/01/2019	11/30/2024
Silver Fern Practice LLC	11/30/2019	B8900-020-1124	11/22/2019	12/01/2019	11/30/2024
Chi Foods, LLC	No Previous Permit	B8100-106-0924	12/03/2019	12/03/2019	09/30/2024
J&N Foods, Inc.	No Previous Permit	B8500-815-0924	12/03/2019	12/03/2019	09/30/2024
Rhode Island Donuts, LLC	No Previous Permit	B8500-813-0924	12/03/2019	12/03/2019	09/30/2024
Colbea Enterprises LLC	No Previous Permit	B9702-089-1024	12/10/2019	12/10/2019	10/31/2024
Baja's Mexican Grill	No Previous Permit	B8500-816-1024	12/11/2019	12/11/2019	10/31/2024
Fully Rooted Juicery	No Previous Permit	B3402-027-1124	12/13/2019	12/13/2019	11/30/2024
MAG Ventures, Inc.	No Previous Permit	B9702-090-1024	12/13/2019	12/13/2019	10/31/2024
Magallan Inc.	No Previous Permit	B8502-318-1024	12/13/2019	12/13/2019	10/31/2024
Smug Brewery Co. LLC	No Previous Permit	B3402-025-0924	12/13/2019	12/13/2019	09/30/2024
Tikal Restaurant	No Previous Permit	B8500-817-1024	12/19/2019	12/19/2019	10/31/2024
Yovani's Pizza	No Previous Permit	B8500-818-1024	12/19/2019	12/19/2019	10/31/2024

***ATTACHMENT VOLUME II***

***SECTION 3***

***USER INSPECTION HISTORY***



# ***USER INSPECTION HISTORY***

## ***FIELD'S POINT***

User Inspection History  
Field's Point - 2019

Company	Category	Significant	Inspected By	Date	Inspected Type
1029 Charles Street	78	No	Brian E. Steere	09/12/2019	Mill Complex / Industrial Area
1029 Charles Street	78	No	Michael McBurney	09/12/2019	Mill Complex / Industrial Area
1029 Charles Street	78	No	Michael McBurney	02/21/2019	Mill Complex / Industrial Area
1029 Charles Street	78	No	Brian E. Steere	02/21/2019	Mill Complex / Industrial Area
1484 MSA Donuts, LLC	85	No	Jared Urban	07/30/2019	Follow Up
1592 MSA Donuts, LLC	85	No	Jared Urban	07/30/2019	Follow Up
166 Valley Street Complexes	78	No	Edward J. Stenovitch	12/06/2019	Mill Complex / Industrial Area
166 Valley Street Complexes	78	No	Jared Urban	12/06/2019	Mill Complex / Industrial Area
1871 MSA Donuts, LLC	85	No	Jared Urban	07/30/2019	Follow Up
2 Brothers Family Pizza, Inc.	85	No	Michael McBurney	06/04/2019	Emergency or Special Investigation
285-375 Valley Street / Crawford Seed	78	No	Brian E. Steere	02/26/2019	Mill Complex / Industrial Area
285-375 Valley Street / Crawford Seed	78	No	Kyle C. Gannon	02/26/2019	Mill Complex / Industrial Area
387-389 Charles Street	78	No	Heather J. Nicholson	03/28/2019	Mill Complex / Industrial Area
387-389 Charles Street	78	No	Edward J. Stenovitch	03/28/2019	Mill Complex / Industrial Area
39 Manton Avenue	78	No	Kyle C. Gannon	02/20/2019	Mill Complex / Industrial Area
39 Manton Avenue	78	No	Nathan P. Daggett	02/20/2019	Mill Complex / Industrial Area
401 Pizza, Inc.	85	No	Jared Urban	08/29/2019	Follow Up
415-555 Valley Street / 10 Eagle Street	78	No	Edward J. Stenovitch	08/15/2019	Mill Complex / Industrial Area
415-555 Valley Street / 10 Eagle Street	78	No	Jared Urban	08/15/2019	Mill Complex / Industrial Area
475 Harris Avenue	78	No	Edward J. Stenovitch	03/28/2019	Mill Complex / Industrial Area
475 Harris Avenue	78	No	Heather J. Nicholson	03/28/2019	Mill Complex / Industrial Area
50 Weybosset Holdings, LLC	85	No	Michael McBurney	05/29/2019	Emergency or Special Investigation
615 Charles Street, Inc.	92	No	Michael McBurney	09/12/2019	Follow Up
69 Empire Corporation	85	No	Brian E. Steere	02/19/2019	Follow Up
73 Washington Corp.	85	No	Jared Urban	02/25/2019	Follow Up
7-Eleven Inc. (Atwells)	85	No	Jared Urban	09/19/2019	Follow Up
7-Eleven Inc. (Broad Street)	85	No	Jared Urban	09/24/2019	Follow Up
A & F Foods, LLC	71	No	Kyle C. Gannon	08/27/2019	Follow Up
A & F Plating Company	11	Yes	Nathan P. Daggett	12/05/2019	Follow Up
A & F Plating Company	11	Yes	Nathan P. Daggett	10/17/2019	Annual
A & F Plating Company	11	Yes	N/A	10/07/2019	Sample
A & F Plating Company	11	Yes	Nathan P. Daggett	09/25/2019	Follow Up
A & F Plating Company	11	Yes	Nathan P. Daggett	06/12/2019	Follow Up
A & F Plating Company	11	Yes	Nathan P. Daggett	04/04/2019	Follow Up

User Inspection History  
Field's Point - 2019

Company	Category	Significant	Inspected By	Date	Inspected Type
A & F Plating Company	11	Yes	N/A	01/22/2019	Sample
A Duie Pyle, Inc.	37	No	Nathan P. Daggett	11/15/2019	Follow Up
A Duie Pyle, Inc.	37	No	Nathan P. Daggett	05/15/2019	Follow Up
A Plus Group Corp	74	No	Brian E. Steere	05/02/2019	Follow Up
A&M Fairway, Inc.	85	No	Jared Urban	03/18/2019	Follow Up
A. Harrison & Company, Inc.	22	Yes	Kyle C. Gannon	12/12/2019	Follow Up
A. Harrison & Company, Inc.	22	Yes	Kyle C. Gannon	11/20/2019	Follow Up
A. Harrison & Company, Inc.	22	Yes	N/A	09/26/2019	Sample
A. Harrison & Company, Inc.	22	Yes	Kyle C. Gannon	09/05/2019	Annual
A. Harrison & Company, Inc.	22	Yes	Kyle C. Gannon	06/12/2019	Follow Up
A. Harrison & Company, Inc.	22	Yes	N/A	03/14/2019	Sample
A.D.J. Donuts	85	No	Heather J. Nicholson	01/25/2019	Follow Up
AAA Northeast Warehouse/Fleet Operations	37	No	Edward J. Stenovitch	12/02/2019	Follow Up
AAA Northeast Warehouse/Fleet Operations	37	No	Edward J. Stenovitch	06/03/2019	Follow Up
AAMCO Transmission	42	No	Travis Costa	12/16/2019	Follow Up
AAMCO Transmission	42	No	Travis Costa	10/28/2019	Follow Up
AAMCO Transmission	42	No	Travis Costa	06/04/2019	Follow Up
AAMCO Transmission	42	No	Travis Costa	04/24/2019	Follow Up
Access Dental Care	94	No	Brian E. Steere	12/19/2019	Initial Inspection
Admiral Packaging	42	No	Jared Urban	12/18/2019	Follow Up
Admiral Packaging	42	No	Jared Urban	06/20/2019	Follow Up
Advanced Dental Care	94	No	Travis Costa	09/19/2019	Follow Up
Advanced Dental Care	94	No	Travis Costa	07/23/2019	Follow Up
Al Forno	85	No	Jared Urban	01/31/2019	Follow Up
Al Son De Mi Barrio	85	No	Heather J. Nicholson	05/10/2019	Initial Inspection
Al-Jac Produce	81	No	N/A	12/12/2019	Sample
Al-Jac Produce	81	No	N/A	05/22/2019	Sample
Al-Jac Produce	81	No	Kyle C. Gannon	02/26/2019	Follow Up
Allens Ave Donuts, LLC	85	No	Kyle C. Gannon	07/29/2019	Follow Up
Allied Group, LLC	24	No	Kyle C. Gannon	12/23/2019	Follow Up
Allied Group, LLC	24	No	Kyle C. Gannon	06/20/2019	Follow Up
Alloy Holdings, LLC	43	Yes	Alex Bisson	12/17/2019	Follow Up
Alloy Holdings, LLC	43	Yes	N/A	10/23/2019	Sample
Alloy Holdings, LLC	43	Yes	Edward J. Stenovitch	09/27/2019	Follow Up

User Inspection History  
Field's Point - 2019

Company	Category	Significant	Inspected By	Date	Inspected Type
Alloy Holdings, LLC	43	Yes	Nathan P. Daggett	08/29/2019	Annual
Alloy Holdings, LLC	43	Yes	Nathan P. Daggett	06/25/2019	Follow Up
Alloy Holdings, LLC	43	Yes	N/A	03/19/2019	Sample
Alpine Auto Body, Inc.	97	No	Travis Costa	02/19/2019	Follow Up
Aluminum & Copper Recycling, Inc.	42	No	Edward J. Stenovitch	12/18/2019	Follow Up
Aluminum & Copper Recycling, Inc.	42	No	Edward J. Stenovitch	06/05/2019	Follow Up
Alviti Link-All, Inc.	42	No	Travis Costa	12/04/2019	Follow Up
Alviti Link-All, Inc.	42	No	Travis Costa	06/05/2019	Follow Up
Alviti Link-All, Inc.	42	No	Travis Costa	03/22/2019	Follow Up
Amos House	71	No	Jared Urban	05/08/2019	Follow Up
Ampex Brands Pizza of NE, Inc.	85	No	Brian E. Steere	07/10/2019	Follow Up
Ampex Brands Pizza of NE, Inc.	85	No	Brian E. Steere	06/11/2019	Initial Inspection
Amy's Place	74	No	Brian E. Steere	05/31/2019	Follow Up
Andrade Cranston Donuts	85	No	Heather J. Nicholson	01/25/2019	Follow Up
Andrea's Restaurant	85	No	Michael McBurney	11/06/2019	Follow Up
Andrea's Restaurant	85	No	Michael McBurney	04/23/2019	Follow Up
Anjon Inc.	85	No	Jared Urban	08/27/2019	Follow Up
Annex Plating	41	No	Kyle C. Gannon	12/12/2019	Follow Up
Annex Plating	41	No	Kyle C. Gannon	06/12/2019	Follow Up
Annex Plating	41	No	Kyle C. Gannon	01/09/2019	Follow Up
Antojitos Quetzal, Inc.	85	No	Jared Urban	10/25/2019	Follow Up
Antonelli Poultry	81	No	Kyle C. Gannon	10/10/2019	Follow Up
Apac Tool, Inc.	46	No	Kyle C. Gannon	12/12/2019	Follow Up
Apac Tool, Inc.	46	No	Kyle C. Gannon	06/12/2019	Follow Up
Apsara Asian Restaurant	85	No	Heather J. Nicholson	02/22/2019	Follow Up
Archangel Michael Inc.	85	No	Michael McBurney	05/30/2019	Follow Up
Arden Jewelry Mfg, Co.	42	No	Alex Bisson	11/27/2019	Follow Up
Arden Jewelry Mfg, Co.	42	No	Nathan P. Daggett	06/04/2019	Follow Up
Aristocrat Dental Laboratory	99	No	Michael McBurney	09/12/2019	Follow Up
Armando and Sons # 2 Inc.	82	No	Michael McBurney	09/09/2019	Follow Up
Armbrust International, Ltd.	11	Yes	Alex Bisson	12/04/2019	Follow Up
Armbrust International, Ltd.	11	Yes	Edward J. Stenovitch	09/26/2019	Follow Up
Armbrust International, Ltd.	11	Yes	N/A	07/24/2019	Sample
Armbrust International, Ltd.	11	Yes	Nathan Dean	06/25/2019	Follow Up

User Inspection History  
Field's Point - 2019

Company	Category	Significant	Inspected By	Date	Inspected Type
Armbrust International, Ltd.	11	Yes	N/A	04/24/2019	Sample
Armbrust International, Ltd.	11	Yes	Edward J. Stenovitch	04/09/2019	Annual
Aro-Sac, Inc.	42	No	Kyle C. Gannon	12/20/2019	Follow Up
Aro-Sac, Inc.	42	No	Kyle C. Gannon	06/12/2019	Follow Up
AS220	99	No	Brian E. Steere	07/01/2019	Follow Up
AS220	99	No	Brian E. Steere	02/19/2019	Follow Up
AS220 - Print Shop	24	No	Brian E. Steere	12/19/2019	Follow Up
AS220 - Print Shop	24	No	Brian E. Steere	07/01/2019	Follow Up
ASP & Training Inc.	85	No	Jared Urban	09/25/2019	Follow Up
Aspen Dental	94	No	Travis Costa	08/22/2019	Follow Up
Atamian Manufacturing Corp.	21	No	Jared Urban	12/19/2019	Follow Up
Atamian Manufacturing Corp.	21	No	Jared Urban	09/25/2019	Follow Up
Atamian Manufacturing Corp.	21	No	Jared Urban	06/24/2019	Follow Up
Athens Diner LLC	71	No	Brian E. Steere	04/08/2019	Follow Up
Atlantic Gladstone Realty, LLC.	53	No	Kyle C. Gannon	11/21/2019	Follow Up
Atlantic Gladstone Realty, LLC.	53	No	Kyle C. Gannon	06/03/2019	Follow Up
Atlantic Mills Complex - Manton Avenue	78	No	Anthony R. Erricola	01/09/2019	Mill Complex / Industrial Area
Atlantic Mills Complex - Manton Avenue	78	No	Michael McBurney	01/09/2019	Mill Complex / Industrial Area
Atwells Ave Donuts, LLC	85	No	Kyle C. Gannon	02/26/2019	Follow Up
Atwood Car Wash	97	No	Heather J. Nicholson	02/13/2019	Follow Up
Atwood Donuts, LLC	85	No	Kyle C. Gannon	03/21/2019	Initial Inspection
Augusta Street Kitchen	85	No	Michael McBurney	05/02/2019	Follow Up
Aurora Civic Association	85	No	Brian E. Steere	05/21/2019	Follow Up
Auto Parts Group Southwest, LLC.	42	No	Nathan P. Daggett	11/15/2019	Follow Up
Auto Parts Group Southwest, LLC.	42	No	Nathan P. Daggett	05/15/2019	Follow Up
Auto Zone	60	No	Kyle C. Gannon	02/20/2019	Initial Inspection
Aznet, LLC	92	No	Travis Costa	07/16/2019	Follow Up
Aznet, LLC	92	No	Travis Costa	03/21/2019	Follow Up
B&D LLC	71	No	Kyle C. Gannon	05/13/2019	Follow Up
B. Deltoro & Sons, Inc.	81	No	N/A	11/14/2019	Sample
B. Deltoro & Sons, Inc.	81	No	N/A	05/15/2019	Sample
B.Good	85	No	Michael McBurney	11/06/2019	Follow Up
Baba's First Daughter, LLC	85	No	Jared Urban	10/29/2019	Follow Up
Baba's First Daughter, LLC	71	No	Travis Costa	04/10/2019	Follow Up

User Inspection History  
Field's Point - 2019

Company	Category	Significant	Inspected By	Date	Inspected Type
Baba's First Daughter, LLC	71	No	Travis Costa	01/29/2019	Follow Up
Baja's Taqueria	85	No	Michael McBurney	07/22/2019	Follow Up
Baker Street Cafe LLC	85	No	Brian E. Steere	10/04/2019	Follow Up
Baker Street Cafe LLC	85	No	Brian E. Steere	08/08/2019	Follow Up
Baker Street Cafe LLC	85	No	Brian E. Steere	06/26/2019	Follow Up
Baker Street Cafe LLC	85	No	Heather J. Nicholson	04/05/2019	Follow Up
Baker Street Cafe LLC	85	No	Heather J. Nicholson	02/28/2019	Meeting
Ballard Mack Sales and Service of RI	37	No	Michael McBurney	12/31/2019	Follow Up
Ballard Mack Sales and Service of RI	37	No	Michael McBurney	06/18/2019	Follow Up
Bank of America City Center	89	No	Kyle C. Gannon	10/31/2019	Follow Up
Barnaby's Public House	71	No	Brian E. Steere	02/19/2019	Initial Inspection
Bay Foods, Inc.	85	No	Michael McBurney	09/17/2019	Follow Up
Bayberry Beer Hall	85	No	Michael McBurney	06/04/2019	Follow Up
Bella's Jewelry	42	No	Edward J. Stenovitch	12/09/2019	Follow Up
Bella's Jewelry	42	No	Edward J. Stenovitch	09/09/2019	Follow Up
Bella's Jewelry	42	No	Edward J. Stenovitch	06/05/2019	Follow Up
Best Cleaner Inc.	92	No	Heather J. Nicholson	01/23/2019	Follow Up
Best Eastern Chinese and Japanese Restaurant	85	No	Heather J. Nicholson	04/10/2019	Follow Up
BETA Group, Inc.	60	No	Kyle C. Gannon	03/25/2019	Initial Inspection
Bethany Home of Rhode Island	86	No	Michael McBurney	02/21/2019	Follow Up
Biltmore Providence Lessee, LLC	85	No	Kyle C. Gannon	10/31/2019	Follow Up
Biltmore Providence Lessee, LLC	85	No	Kyle C. Gannon	08/28/2019	Meeting
Biltmore Providence Lessee, LLC	85	No	Kyle C. Gannon	05/20/2019	Initial Inspection
Bisanatolia, LLC	71	No	Jared Urban	05/10/2019	Follow Up
Bites by Bre	85	No	Travis Costa	10/15/2019	Follow Up
Bj's Wholesale Club	82	No	Michael McBurney	06/18/2019	Follow Up
BKCHOL Inc.	85	No	Brian E. Steere	02/19/2019	Initial Inspection
BL Restaurant Operations, LLC	85	No	Jared Urban	11/21/2019	Follow Up
Blend, LLC	85	No	Edward J. Stenovitch	10/11/2019	Emergency or Special Investigation
Blend, LLC	85	No	Heather J. Nicholson	03/25/2019	Follow Up
Blossom Laundry Inc.	92	No	Heather J. Nicholson	01/09/2019	Follow Up
BMFERS LLC	71	No	Jared Urban	05/10/2019	Follow Up
BOE Fermenterprises	34	No	Brian E. Steere	12/17/2019	Follow Up
BOE Fermenterprises	34	No	Brian E. Steere	06/06/2019	Follow Up

User Inspection History  
Field's Point - 2019

Company	Category	Significant	Inspected By	Date	Inspected Type
BOE Fermenterprises	34	No	Brian E. Steere	06/04/2019	Follow Up
BOE Fermenterprises	34	No	Brian E. Steere	06/03/2019	Follow Up
BOE Fermenterprises	34	No	Brian E. Steere	05/21/2019	Follow Up
BOE Fermenterprises	34	No	Brian E. Steere	04/18/2019	Initial Inspection
Borden Donuts	85	No	Heather J. Nicholson	01/28/2019	Follow Up
Borrelli's Bakery	81	No	Brian E. Steere	08/14/2019	Follow Up
Borrelli's Bakery	81	No	Brian E. Steere	06/11/2019	Follow Up
Boscov's Department Store, LLC	85	No	Jared Urban	07/29/2019	Meeting
Branch Avenue Industrial Area	78	No	Michael McBurney	09/30/2019	Mill Complex / Industrial Area
Branch Avenue Industrial Area	78	No	Brian E. Steere	09/30/2019	Mill Complex / Industrial Area
Branch Avenue Industrial Area	78	No	Anthony Crocenzi	09/30/2019	Mill Complex / Industrial Area
Branch Donuts, Inc. dba Dunkin Donuts	85	No	Kyle C. Gannon	03/11/2019	Follow Up
Bravo Brasserie	85	No	Brian E. Steere	02/28/2019	Follow Up
Breakfast at Tiffany's	74	No	Michael McBurney	05/30/2019	Initial Inspection
Brewed Awakenings Coffeeshouse LLC	85	No	Jared Urban	08/13/2019	Follow Up
Briana's Restaurant	85	No	Brian E. Steere	11/05/2019	Follow Up
Briana's Restaurant	85	No	Brian E. Steere	04/25/2019	Follow Up
Briarcliffe Gardens	86	No	Kyle C. Gannon	05/30/2019	Follow Up
Broad Street Little Caesars, LLC	85	No	Jared Urban	11/25/2019	Follow Up
Broadway Bistro	85	No	Travis Costa	10/15/2019	Follow Up
Broadway Laundry, Inc.	92	No	Michael McBurney	02/26/2019	Follow Up
Broccoli-Thompson Enterprises, LLC	85	No	Heather J. Nicholson	04/24/2019	Initial Inspection
Brother's Famous Pizza	85	No	Michael McBurney	12/31/2019	Follow Up
Brother's Famous Pizza	85	No	Michael McBurney	01/22/2019	Follow Up
Brown University - Central Heat Plant	52	No	Travis Costa	12/13/2019	Follow Up
Brown University - Central Heat Plant	52	No	Travis Costa	05/29/2019	Follow Up
Brown University- Alumnae Hall	52	No	Travis Costa	12/13/2019	Follow Up
Brown University- Alumnae Hall	52	No	Travis Costa	05/29/2019	Follow Up
Brown University-Remediation Project	40	No	Travis Costa	12/13/2019	Follow Up
Brown University-Remediation Project	40	No	Travis Costa	05/29/2019	Follow Up
Brown University-Watson Center	53	No	Travis Costa	12/13/2019	Follow Up
Brown University-Watson Center	53	No	Travis Costa	05/29/2019	Follow Up
BTP LLC (Broadway)	85	No	Kyle C. Gannon	01/29/2019	Initial Inspection
BTP LLC (Hope Street)	85	No	Kyle C. Gannon	01/29/2019	Initial Inspection

User Inspection History  
Field's Point - 2019

Company	Category	Significant	Inspected By	Date	Inspected Type
Bucktown PVD LLC	85	No	Heather J. Nicholson	03/25/2019	Follow Up
Burger Domination LLC	85	No	Edward J. Stenovitch	10/11/2019	Emergency or Special Investigation
Burger Domination LLC	85	No	Travis Costa	08/26/2019	Follow Up
Burger King - # 2421	85	No	Heather J. Nicholson	01/25/2019	Follow Up
Burger King - #3406	85	No	Heather J. Nicholson	05/07/2019	Follow Up
Burger King #10759	71	No	Heather J. Nicholson	05/02/2019	Follow Up
Burton Family Dental	94	No	Brian E. Steere	06/04/2019	Follow Up
Busy Bubbles	71	No	Travis Costa	10/15/2019	Follow Up
Busy Bubbles	71	No	Travis Costa	09/13/2019	Follow Up
Busy Bubbles	71	No	Travis Costa	05/17/2019	Follow Up
Butler Hospital	90	No	Edward J. Stenovitch	11/21/2019	Follow Up
Butterbang, LLC	85	No	Travis Costa	12/10/2019	Initial Inspection
CAAL Corporation	99	No	Michael McBurney	05/16/2019	Follow Up
Cafe Four Twelve, Inc.	85	No	Michael McBurney	05/16/2019	Follow Up
Cafe La France - Empire	85	No	Brian E. Steere	02/19/2019	Follow Up
Cafe Lucca	85	No	Michael McBurney	12/31/2019	Follow Up
Cafe Lucca	85	No	Michael McBurney	01/22/2019	Follow Up
Cafe Nuovo	85	No	Michael McBurney	01/30/2019	Follow Up
Cajun Luau	71	No	Kyle C. Gannon	08/27/2019	Follow Up
Cajun Luau	71	No	Kyle C. Gannon	01/30/2019	Follow Up
California Taco	85	No	Heather J. Nicholson	01/25/2019	Follow Up
California Taco Shop LLC	74	No	Michael McBurney	02/26/2019	Initial Inspection
Cal's Corner Restaurant	85	No	Michael McBurney	07/25/2019	Follow Up
Camila Dry Cleaner, LLC	92	No	Michael McBurney	12/31/2019	Follow Up
Camila Dry Cleaner, LLC	92	No	Michael McBurney	01/22/2019	Follow Up
CAMRAC, LLC	37	No	Nathan P. Daggett	11/27/2019	Follow Up
CAMRAC, LLC	37	No	Nathan P. Daggett	07/02/2019	Follow Up
Capital Grille Holdings, Inc.	85	No	Jared Urban	06/20/2019	Follow Up
Capital Grille Holdings, Inc.	85	No	Heather J. Nicholson	01/10/2019	Follow Up
Capital Grille Holdings, Inc.	85	No	Heather J. Nicholson	01/04/2019	Follow Up
Capitol Hill Dental	94	No	Travis Costa	01/29/2019	Initial Inspection
Capriccio's Restaurant	85	No	Jared Urban	05/28/2019	Emergency or Special Investigation
Cardi Corporation	40	Yes	Nathan Dean	09/30/2019	Follow Up
Cardi Corporation	40	Yes	Nathan Dean	08/29/2019	Annual



User Inspection History  
Field's Point - 2019

Company	Category	Significant	Inspected By	Date	Inspected Type
Cardi Corporation	40	Yes	Nathan Dean	08/08/2019	Initial Inspection
Cardi Corporation	40	Yes	N/A	07/23/2019	Sample
Cardi Corporation	40	Yes	N/A	07/15/2019	Sample
Cardi Corporation	40	Yes	Kerry M. Britt	04/13/2019	Meeting
Caress Dental Inc.	94	No	Brian E. Steere	10/24/2019	Follow Up
Caribbean Meat Market	74	No	Michael McBurney	09/12/2019	Initial Inspection
Caribe Mini Mart, LLC	71	No	Michael McBurney	09/12/2019	Follow Up
Caribe Mini Mart, LLC	71	No	Michael McBurney	05/01/2019	Follow Up
Caribe Supermarket	71	No	Michael McBurney	05/01/2019	Initial Inspection
Carl M. Cotoia DDS	94	No	Brian E. Steere	12/05/2019	Initial Inspection
Caserta Pizzeria	85	No	Kyle C. Gannon	04/22/2019	Follow Up
Catering 0808 LLC, d/b/a Roberts Deli	85	No	Brian E. Steere	06/11/2019	Initial Inspection
Cathedral Art Metal Co., Inc.	24	No	Anthony Crocenzi	12/20/2019	Follow Up
Cathedral Art Metal Co., Inc.	24	No	Jared Urban	06/26/2019	Follow Up
CAV	74	No	Michael McBurney	03/08/2019	Initial Inspection
CAV Restaurant	85	No	Michael McBurney	03/08/2019	Follow Up
Celebrity Cleaners	92	No	Jared Urban	10/29/2019	Follow Up
Central Industrial Park	78	No	Michael McBurney	11/05/2019	Mill Complex / Industrial Area
Central Industrial Park	78	No	Edward J. Stenovitch	11/05/2019	Mill Complex / Industrial Area
CGRG Enterprises, LLC	85	No	Jared Urban	10/17/2019	Follow Up
CGRG Enterprises, LLC	85	No	Jared Urban	07/31/2019	Meeting
CGRG Enterprises, LLC	85	No	Jared Urban	05/29/2019	Initial Inspection
Chain Connection	60	No	Kyle C. Gannon	02/20/2019	Initial Inspection
Chalkstone Supermarket	82	No	Anthony R. Erricola	01/25/2019	Follow Up
Charley PR Inc.	85	No	Brian E. Steere	01/30/2019	Follow Up
Cherry Hill Grille	85	No	Brian E. Steere	02/04/2019	Follow Up
Chez Pascal	85	No	Travis Costa	05/24/2019	Follow Up
Chicken Coop on Smith Hill	85	No	Travis Costa	08/01/2019	Follow Up
Chicken Coop on Smith Hill	85	No	Travis Costa	04/10/2019	Initial Inspection
Chilangos LLC	85	No	Brian E. Steere	10/04/2019	Follow Up
Chilangos LLC	85	No	Heather J. Nicholson	04/05/2019	Follow Up
China Garden Chinese Restaurant	85	No	Heather J. Nicholson	01/23/2019	Follow Up
Chipotle LLC	85	No	Brian E. Steere	06/13/2019	Follow Up
Chipotle LLC	85	No	Brian E. Steere	02/13/2019	Initial Inspection

User Inspection History  
Field's Point - 2019

Company	Category	Significant	Inspected By	Date	Inspected Type
Christiansen Dairy Co. Inc.	71	No	Heather J. Nicholson	05/02/2019	Follow Up
Christopher Realty Corp.	85	No	Edward J. Stenovitch	01/29/2019	Follow Up
Ciara Restaurant and Lounge, Inc.	71	No	Jared Urban	06/20/2019	Follow Up
CIB Enterprises	85	No	Heather J. Nicholson	03/15/2019	Follow Up
Cibao Supermarket	82	No	Heather J. Nicholson	02/06/2019	Follow Up
Cisco's Pizza	85	No	Jared Urban	07/23/2019	Follow Up
Cityline Dental	94	No	Travis Costa	09/26/2019	Follow Up
Clerici Osteria, Inc.	85	No	Jared Urban	04/16/2019	Follow Up
Clerici Osteria, Inc.	85	No	Jared Urban	01/29/2019	Follow Up
Club Seven PVD	60	No	Kyle C. Gannon	04/22/2019	Initial Inspection
CND Marketing	85	No	Brian E. Steere	07/08/2019	Initial Inspection
Coca-Cola Bottling Company of Northern New England	37	No	Travis Costa	12/19/2019	Follow Up
Coca-Cola Bottling Company of Northern New England	37	No	Travis Costa	06/10/2019	Follow Up
Coin-Op - Providence	92	No	Kyle C. Gannon	11/21/2019	Follow Up
Coin-Op - Providence	92	No	Kyle C. Gannon	02/26/2019	Follow Up
Community College of RI	86	No	Jared Urban	05/21/2019	Follow Up
Community College of RI	86	No	Jared Urban	02/11/2019	Meeting
Conrad Wesselhoeft MD	60	No	Heather J. Nicholson	01/11/2019	Initial Inspection
Contech Medical, Inc.	43	No	Edward J. Stenovitch	12/10/2019	Follow Up
Contech Medical, Inc.	43	No	Edward J. Stenovitch	06/26/2019	Follow Up
CONTINENTAL ENGINEERING	60	No	Nathan P. Daggett	06/18/2019	Follow Up
Contract Specialties, Inc.	11	Yes	Nathan P. Daggett	12/02/2019	Follow Up
Contract Specialties, Inc.	11	Yes	Nathan P. Daggett	09/25/2019	Follow Up
Contract Specialties, Inc.	11	Yes	Nathan P. Daggett	09/04/2019	Follow Up
Contract Specialties, Inc.	11	Yes	N/A	08/27/2019	Sample
Contract Specialties, Inc.	11	Yes	Nathan P. Daggett	06/03/2019	Follow Up
Contract Specialties, Inc.	11	Yes	Nathan P. Daggett	04/23/2019	Annual
Contract Specialties, Inc.	11	Yes	N/A	01/30/2019	Sample
Cook & Brown Public House, Ltd.	71	No	Jared Urban	03/18/2019	Follow Up
Cool-Lick's Lemonade and Ice Cream	85	No	Michael McBurney	07/01/2019	Follow Up
Costantino's Venda Bar & Ristorante	85	No	Brian E. Steere	10/10/2019	Follow Up
COURTESY CLEANERS	60	No	Michael McBurney	06/04/2019	Emergency or Special Investigation
Crisloid, LLC	21	No	Travis Costa	12/04/2019	Follow Up
Crisloid, LLC	21	No	Travis Costa	06/03/2019	Follow Up

User Inspection History  
Field's Point - 2019

Company	Category	Significant	Inspected By	Date	Inspected Type
Crisloid, LLC	21	No	Travis Costa	02/20/2019	Follow Up
Cumberland Farms, Inc.	85	No	Michael McBurney	10/30/2019	Follow Up
Cumberland Farms, Inc.	85	No	Michael McBurney	05/30/2019	Follow Up
Custom Chrome Services	72	No	Nathan P. Daggett	01/28/2019	Follow Up
CV South Street Landing LLC	53	No	Jared Urban	12/19/2019	Follow Up
CV South Street Landing LLC	53	No	Jared Urban	06/20/2019	Follow Up
D & D Chrome Plating	41	No	Edward J. Stenovitch	12/18/2019	Follow Up
D & D Chrome Plating	41	No	Edward J. Stenovitch	09/25/2019	Follow Up
D & D Chrome Plating	41	No	Edward J. Stenovitch	06/05/2019	Follow Up
D. Palmieri Bakery	89	No	Travis Costa	09/26/2019	Follow Up
D. Palmieri Bakery	89	No	Travis Costa	02/06/2019	Follow Up
Dama Jewelry Technologies	71	No	Travis Costa	07/17/2019	Follow Up
Dama Jewelry Technologies	71	No	Travis Costa	06/19/2019	Follow Up
D'Ambra Auto Sales	97	No	Jared Urban	08/15/2019	Follow Up
DAPP Enterprises LLC	71	No	Jared Urban	05/29/2019	Follow Up
Darlington Memory Lane Inc.	86	No	Brian E. Steere	01/03/2019	Follow Up
Dave & Buster's	85	No	Kyle C. Gannon	01/30/2019	Follow Up
Dave's Coffee	85	No	Jared Urban	09/19/2019	Follow Up
DaVinci Restaurant	85	No	Michael McBurney	03/06/2019	Follow Up
DelGreco Family LLC	97	No	Michael McBurney	09/09/2019	Follow Up
Della Valle Inc.	71	No	Brian E. Steere	03/27/2019	Follow Up
DeLuise Bakery Inc.	81	No	Heather J. Nicholson	01/23/2019	Follow Up
Den Den	85	No	Kyle C. Gannon	03/28/2019	Initial Inspection
Denise M. Shapiro, DDS	94	No	Jared Urban	03/18/2019	Follow Up
Department of Administration	52	No	Travis Costa	12/06/2019	Follow Up
Department of Administration	52	No	Travis Costa	06/03/2019	Follow Up
Designs International Inc.	42	No	Jared Urban	12/10/2019	Follow Up
Designs International Inc.	42	No	Jared Urban	06/04/2019	Follow Up
Detroit Collision Center	97	No	Travis Costa	11/13/2019	Follow Up
Dexter Cleaners	92	No	Jared Urban	09/19/2019	Follow Up
DiFruscia Industries, Inc.	11	Yes	Nathan P. Daggett	12/17/2019	Annual
DiFruscia Industries, Inc.	11	Yes	N/A	11/12/2019	Sample
DiFruscia Industries, Inc.	11	Yes	Nathan P. Daggett	09/25/2019	Follow Up
DiFruscia Industries, Inc.	11	Yes	N/A	07/08/2019	Sample

User Inspection History  
Field's Point - 2019

Company	Category	Significant	Inspected By	Date	Inspected Type
DiFruscia Industries, Inc.	11	Yes	Nathan P. Daggett	06/24/2019	Follow Up
DiFruscia Industries, Inc.	11	Yes	Nathan P. Daggett	05/02/2019	Follow Up
DiFruscia Industries, Inc.	11	Yes	N/A	01/17/2019	Sample
Dinga Operating LLC	85	No	Kyle C. Gannon	03/21/2019	Follow Up
Diocese of Providence - Office Building	52	No	Anthony Crocenzi	12/20/2019	Follow Up
Diocese of Providence - Office Building	52	No	Jared Urban	06/25/2019	Follow Up
Dolores	85	No	Jared Urban	07/29/2019	Meeting
Dolores	85	No	Jared Urban	07/24/2019	Initial Inspection
Domino's Pizza (Broad Street)	85	No	Jared Urban	04/23/2019	Follow Up
Downtown Providence Area	78	No	Kyle C. Gannon	02/19/2019	Mill Complex / Industrial Area
Downtown Providence Area	78	No	Brian E. Steere	02/19/2019	Mill Complex / Industrial Area
Dr. Thomas O. Buntak	71	No	Heather J. Nicholson	01/11/2019	Follow Up
DTC Enterprises	85	No	Travis Costa	05/21/2019	Follow Up
DTC Enterprises	85	No	Travis Costa	02/26/2019	Initial Inspection
Dunkin Donuts - Atwells Avenue	71	No	Kyle C. Gannon	02/26/2019	Follow Up
Dunkin Donuts - Gano Street	85	No	Kyle C. Gannon	08/26/2019	Follow Up
Dunkin Donuts - Pleasant Valley	85	No	Jared Urban	10/29/2019	Follow Up
Dunkin Donuts (Providence Place Mall)	85	No	Kyle C. Gannon	01/30/2019	Follow Up
Dupont Drive Industrial Area	78	No	Nathan P. Daggett	02/19/2019	Mill Complex / Industrial Area
Dupont Drive Industrial Area	78	No	Michael McBurney	02/19/2019	Mill Complex / Industrial Area
E&M Enterprises, Ltd.	11	Yes	Alex Bisson	11/27/2019	Follow Up
E&M Enterprises, Ltd.	11	Yes	Alex Bisson	10/08/2019	Annual
E&M Enterprises, Ltd.	11	Yes	Edward J. Stenovitch	09/26/2019	Follow Up
E&M Enterprises, Ltd.	11	Yes	N/A	09/10/2019	Sample
E&M Enterprises, Ltd.	11	Yes	Nathan P. Daggett	07/08/2019	Follow Up
E&M Enterprises, Ltd.	11	Yes	Nathan P. Daggett	06/03/2019	Follow Up
E&M Enterprises, Ltd.	11	Yes	N/A	01/16/2019	Sample
E. E. WELLER CO.	60	No	Nathan P. Daggett	09/26/2019	Follow Up
Eagle Laundry Inc.	25	Yes	Edward J. Stenovitch	12/02/2019	Follow Up
Eagle Laundry Inc.	25	Yes	N/A	10/22/2019	Sample
Eagle Laundry Inc.	25	Yes	Edward J. Stenovitch	07/17/2019	Annual
Eagle Laundry Inc.	25	Yes	Edward J. Stenovitch	06/20/2019	Follow Up
Eagle Laundry Inc.	25	Yes	Edward J. Stenovitch	04/29/2019	Follow Up
Eagle Laundry Inc.	25	Yes	N/A	03/12/2019	Sample

User Inspection History  
Field's Point - 2019

Company	Category	Significant	Inspected By	Date	Inspected Type
East Side Endodontics	94	No	Michael McBurney	04/23/2019	Initial Inspection
East Side Endodontics	71	No	Michael McBurney	04/23/2019	Follow Up
East Side Periodontics, Ltd.	99	No	Jared Urban	03/27/2019	Follow Up
Eastern Manufacturing Company	60	No	Nathan P. Daggett	11/05/2019	Follow Up
Eastern Screw Company	26	No	Travis Costa	12/04/2019	Follow Up
Eastern Screw Company	26	No	Travis Costa	08/07/2019	Follow Up
Eastern Screw Company	26	No	Travis Costa	06/14/2019	Follow Up
Eastern Screw Company	26	No	Travis Costa	04/10/2019	Follow Up
Eastside Providence, LLC	82	No	Kyle C. Gannon	04/02/2019	Follow Up
Easy Entertaining, Inc.	85	No	Jared Urban	10/17/2019	Follow Up
Edgewood Restaurant Holdings, LLC.	85	No	Brian E. Steere	07/25/2019	Follow Up
El Caribeno Restaurant	85	No	Heather J. Nicholson	01/23/2019	Follow Up
El Chapin	85	No	Heather J. Nicholson	02/11/2019	Follow Up
El Eden Restaurant	85	No	Brian E. Steere	01/25/2019	Initial Inspection
El Quiche Bakery Store, Inc.	81	No	Brian E. Steere	08/05/2019	Follow Up
El Rancho Grande	85	No	Jared Urban	05/28/2019	Follow Up
Electrolizing, Inc.	11	Yes	Alex Bisson	12/19/2019	Follow Up
Electrolizing, Inc.	11	Yes	Edward J. Stenovitch	09/30/2019	Follow Up
Electrolizing, Inc.	11	Yes	N/A	09/04/2019	Sample
Electrolizing, Inc.	11	Yes	Nathan P. Daggett	07/23/2019	Annual
Electrolizing, Inc.	11	Yes	Nathan P. Daggett	06/28/2019	Follow Up
Electrolizing, Inc.	11	Yes	N/A	01/22/2019	Sample
Ellie's Bakery	85	No	Michael McBurney	11/01/2019	Follow Up
Ellie's Cafe	74	No	Michael McBurney	11/06/2019	Follow Up
Elmwood Adult Day Health Care Center	86	No	Travis Costa	03/12/2019	Emergency or Special Investigation
Empire Restaurant Holdings	85	No	Michael McBurney	04/04/2019	Follow Up
Empire Restaurant Holdings	85	No	Michael McBurney	02/19/2019	Follow Up
Enoteca Umberto	74	No	Brian E. Steere	11/01/2019	Initial Inspection
Enrission	71	No	Jared Urban	11/27/2019	Follow Up
Enterprise Rent-A-Car of R.I. (Johnston)	37	No	Nathan P. Daggett	11/27/2019	Follow Up
Enterprise Rent-A-Car of R.I. (Johnston)	37	No	Nathan P. Daggett	07/03/2019	Follow Up
Equilon Enterprises LLC	37	No	Travis Costa	12/09/2019	Follow Up
Equilon Enterprises LLC	37	No	Travis Costa	06/12/2019	Follow Up
Excellent Pizza	85	No	Jared Urban	08/29/2019	Follow Up

User Inspection History  
Field's Point - 2019

Company	Category	Significant	Inspected By	Date	Inspected Type
Extreme Auto Recondition	97	No	Michael McBurney	04/02/2019	Follow Up
Factotum Inc.	71	No	Heather J. Nicholson	01/09/2019	Follow Up
Fairfield University Heights LP	86	No	Jared Urban	01/04/2019	Follow Up
Fairfield University Heights LP	86	No	Jared Urban	01/04/2019	Follow Up
Fairfield University Heights LP	86	No	Jared Urban	01/04/2019	Follow Up
Fairfield University Heights, LP	86	No	Jared Urban	01/04/2019	Follow Up
Fairfield University Heights, LP	86	No	Jared Urban	01/04/2019	Follow Up
Famiglia e Amici Inc.	85	No	Michael McBurney	08/26/2019	Follow Up
Fearless Fish Market, LLC	81	No	Jared Urban	08/27/2019	Follow Up
Fearless Fish Market, LLC	81	No	Heather J. Nicholson	04/17/2019	Follow Up
Fearless Fish Market, LLC	81	No	Heather J. Nicholson	03/25/2019	Initial Inspection
Federal Taphouse & Kitchen	85	No	Michael McBurney	10/10/2019	Emergency or Special Investigation
Federal Taphouse & Kitchen	85	No	Michael McBurney	08/29/2019	Follow Up
FedEx Ground Package System, Inc.	37	No	Michael McBurney	12/31/2019	Follow Up
FedEx Ground Package System, Inc.	37	No	Michael McBurney	06/18/2019	Follow Up
Fellini Pizzeria	85	No	Michael McBurney	06/26/2019	Follow Up
Ferguson Perforating Company	42	No	Travis Costa	12/06/2019	Follow Up
Ferguson Perforating Company	42	No	Travis Costa	06/03/2019	Follow Up
Field's Point Treatment Plant	0	No	Kerry M. Britt	09/25/2019	Annual
Field's Point Treatment Plant	0	No	Kerry M. Britt	06/26/2019	Follow Up
Finest Car Wash	97	No	Edward J. Stenovitch	08/15/2019	Emergency or Special Investigation
Finest Car Wash	97	No	Heather J. Nicholson	01/09/2019	Follow Up
First Casting, Inc.	71	No	Jared Urban	06/20/2019	Follow Up
Five Guys	85	No	Brian E. Steere	11/01/2019	Follow Up
Five Guys	85	No	Brian E. Steere	09/12/2019	Follow Up
Five Guys	85	No	Brian E. Steere	02/13/2019	Follow Up
Flame	74	No	Brian E. Steere	06/11/2019	Follow Up
Flame	74	No	Brian E. Steere	05/13/2019	Follow Up
Flatbread Providence, Inc.	85	No	Brian E. Steere	01/14/2019	Follow Up
Food and Beverage Corp.	85	No	Jared Urban	05/28/2019	Emergency or Special Investigation
Food and Beverage Corp.	85	No	Jared Urban	01/23/2019	Follow Up
Food Corp	82	No	Heather J. Nicholson	01/25/2019	Follow Up
Food For The Soul	85	No	Brian E. Steere	08/20/2019	Follow Up
Fortnight Wine Bar, LLC	85	No	Kyle C. Gannon	02/19/2019	Initial Inspection

User Inspection History  
Field's Point - 2019

Company	Category	Significant	Inspected By	Date	Inspected Type
Forty-Four Donuts, Inc.	85	No	Heather J. Nicholson	03/19/2019	Follow Up
Four Season's Restaurant	85	No	Jared Urban	07/23/2019	Follow Up
Freezing Point Inc	74	No	Brian E. Steere	08/27/2019	Initial Inspection
Fresenius Kidney Care	95	No	Edward J. Stenovitch	04/29/2019	Initial Inspection
Fresh Pita	85	No	Michael McBurney	06/04/2019	Emergency or Special Investigation
Friendly Laundromat, Inc.	92	No	Kyle C. Gannon	11/21/2019	Follow Up
Friskie Fries	85	No	Heather J. Nicholson	01/28/2019	Follow Up
Fu Ming Chinese Restaurant	85	No	Jared Urban	05/30/2019	Follow Up
Fu Ming Chinese Restaurant	85	No	Jared Urban	02/25/2019	Follow Up
Fuji Chen	71	No	Kyle C. Gannon	08/27/2019	Follow Up
Fuji Chen	71	No	Kyle C. Gannon	01/30/2019	Follow Up
G&R Daou, Inc	85	No	Travis Costa	01/15/2019	Follow Up
G. Tanury Plating Company	11	Yes	Nathan P. Daggett	12/05/2019	Follow Up
G. Tanury Plating Company	11	Yes	N/A	10/17/2019	Sample
G. Tanury Plating Company	11	Yes	Nathan P. Daggett	09/26/2019	Follow Up
G. Tanury Plating Company	11	Yes	N/A	09/23/2019	Sample
G. Tanury Plating Company	11	Yes	Nathan P. Daggett	06/18/2019	Follow Up
G. Tanury Plating Company	11	Yes	Nathan P. Daggett	06/03/2019	Follow Up
G. Tanury Plating Company	11	Yes	Nathan P. Daggett	04/16/2019	Annual
G. Tanury Plating Company	11	Yes	Nathan P. Daggett	01/23/2019	Follow Up
G. Tanury Plating Company	11	Yes	N/A	01/22/2019	Sample
G. Tanury Plating Company	11	Yes	N/A	01/17/2019	Sample
Ganko Ittetsu Ramen	85	No	Michael McBurney	11/06/2019	Follow Up
Ganko Ittetsu Ramen	85	No	Michael McBurney	01/23/2019	Follow Up
Gano Holdings, LLC	86	No	Jared Urban	05/28/2019	Follow Up
Gao & Gao, Inc.	85	No	Brian E. Steere	09/12/2019	Follow Up
Ga-Rel Manufacturing Company	44	No	Travis Costa	12/10/2019	Follow Up
Ga-Rel Manufacturing Company	44	No	Travis Costa	06/05/2019	Follow Up
Genesis Marketing Group - Warren Avenue	42	No	Alex Bisson	12/02/2019	Follow Up
Genesis Marketing Group - Warren Avenue	42	No	Nathan P. Daggett	06/28/2019	Follow Up
Geoff's South Main St.	85	No	Michael McBurney	11/06/2019	Follow Up
Gilbane Building Company	53	No	Jared Urban	12/20/2019	Follow Up
Gilbane Building Company	53	No	Jared Urban	06/25/2019	Follow Up
Glorious West African Cuisine	85	No	Jared Urban	06/24/2019	Initial Inspection

User Inspection History  
Field's Point - 2019

Company	Category	Significant	Inspected By	Date	Inspected Type
Godiva Chocolatier	85	No	Kyle C. Gannon	01/30/2019	Follow Up
Golden Crest Nursing Centre	86	No	Jared Urban	02/27/2019	Follow Up
Golden Pot, Inc.	85	No	Jared Urban	04/30/2019	Follow Up
Gorditas, Inc.	85	No	Michael McBurney	08/29/2019	Follow Up
Gothic Pewter LLC	43	No	Edward J. Stenovitch	12/09/2019	Follow Up
Gothic Pewter LLC	43	No	Edward J. Stenovitch	06/26/2019	Follow Up
GQS Providence, Inc.	71	No	Jared Urban	09/05/2019	Follow Up
Granitec	42	No	Edward J. Stenovitch	11/05/2019	Initial Inspection
Great Northern BBQ Co LLC	85	No	Anthony Crocenzi	10/31/2019	Follow Up
Great Northern BBQ Co LLC	85	No	Jared Urban	09/05/2019	Initial Inspection
Green Apple	85	No	Michael McBurney	08/29/2019	Follow Up
Green Basil Thai Restaurant	85	No	Brian E. Steere	03/07/2019	Follow Up
Greenville Bakery	71	No	Brian E. Steere	02/04/2019	Follow Up
Greenway Bistro	71	No	Kyle C. Gannon	05/23/2019	Follow Up
Grieco Fiat Service Center	71	No	Jared Urban	02/25/2019	Follow Up
Guido Murphy, Inc.	85	No	Michael McBurney	07/22/2019	Follow Up
H and A Kitchen	85	No	Heather J. Nicholson	04/19/2019	Follow Up
HABC, LLC	85	No	Jared Urban	10/31/2019	Initial Inspection
HABC, LLC	85	No	Jared Urban	07/25/2019	Meeting
Hamov- Hotov LLC	85	No	Jared Urban	08/27/2019	Follow Up
Hanju Kitchen	85	No	Michael McBurney	08/29/2019	Follow Up
Hanju Kitchen	85	No	Heather J. Nicholson	01/09/2019	Initial Inspection
Harrison Casting	51	No	Nathan P. Daggett	05/30/2019	Follow Up
Hartford Laundromat, Inc.	92	No	Jared Urban	10/25/2019	Follow Up
Hei Place	85	No	Jared Urban	02/25/2019	Follow Up
Heng Heng Restaurant	85	No	Jared Urban	04/30/2019	Follow Up
Hillview Auto Body	97	No	N/A	10/17/2019	Sample
Hillview Auto Body	97	No	Nathan P. Daggett	06/18/2019	Follow Up
Hillview Auto Body	97	No	N/A	04/16/2019	Sample
HNR, LLC	85	No	Heather J. Nicholson	01/28/2019	Follow Up
Ho Toy	85	No	Jared Urban	04/30/2019	Follow Up
Hobbs Brook Management LLC	86	No	Kyle C. Gannon	07/17/2019	Follow Up
Honey Dew Donuts (Allens)	85	No	Brian E. Steere	07/15/2019	Follow Up
Honeyfish Poke	74	No	Michael McBurney	08/27/2019	Follow Up



User Inspection History  
Field's Point - 2019

Company	Category	Significant	Inspected By	Date	Inspected Type
Hot Club	85	No	Jared Urban	09/19/2019	Follow Up
Hudson Services, Inc.	92	No	Brian E. Steere	08/28/2019	Follow Up
Hudson Services, Inc.	92	No	Brian E. Steere	01/29/2019	Follow Up
I Love Milkshakes Providence Mall LLC	85	No	Jared Urban	08/19/2019	Initial Inspection
I Love Milkshakes Providence Mall LLC	85	No	Jared Urban	08/14/2019	Meeting
I. Broomfield & Son, Inc.	41	No	Edward J. Stenovitch	12/06/2019	Follow Up
I. Broomfield & Son, Inc.	41	No	Edward J. Stenovitch	06/26/2019	Follow Up
Iced Coffee, LLC	85	No	Jared Urban	07/03/2019	Follow Up
Iced Coffee, LLC	85	No	Jared Urban	02/25/2019	Initial Inspection
Ideal Plating & Polishing Co., Inc.	11	Yes	Edward J. Stenovitch	12/19/2019	Annual
Ideal Plating & Polishing Co., Inc.	11	Yes	Edward J. Stenovitch	09/25/2019	Follow Up
Ideal Plating & Polishing Co., Inc.	11	Yes	Edward J. Stenovitch	08/22/2019	Follow Up
Ideal Plating & Polishing Co., Inc.	11	Yes	N/A	07/24/2019	Sample
Ideal Plating & Polishing Co., Inc.	11	Yes	Edward J. Stenovitch	05/29/2019	Follow Up
Ideal Plating & Polishing Co., Inc.	11	Yes	Edward J. Stenovitch	03/13/2019	Follow Up
Ideal Plating & Polishing Co., Inc.	11	Yes	N/A	02/04/2019	Sample
Ideal Plating & Polishing Co., Inc.	11	Yes	Edward J. Stenovitch	01/09/2019	Annual
Induplate LLC	11	Yes	Alex Bisson	12/09/2019	Follow Up
Induplate LLC	11	Yes	Brian E. Steere	09/25/2019	Follow Up
Induplate LLC	11	Yes	N/A	08/21/2019	Sample
Induplate LLC	11	Yes	Nathan P. Daggett	06/28/2019	Follow Up
Induplate LLC	11	Yes	N/A	01/28/2019	Sample
Induplate LLC	11	Yes	Anthony R. Erricola	01/15/2019	Annual
International Chromium Plating Company, Inc.	11	Yes	Edward J. Stenovitch	12/20/2019	Follow Up
International Chromium Plating Company, Inc.	11	Yes	Edward J. Stenovitch	10/29/2019	Annual
International Chromium Plating Company, Inc.	11	Yes	N/A	10/17/2019	Sample
International Chromium Plating Company, Inc.	11	Yes	Edward J. Stenovitch	09/25/2019	Follow Up
International Chromium Plating Company, Inc.	11	Yes	Edward J. Stenovitch	06/03/2019	Follow Up
International Chromium Plating Company, Inc.	11	Yes	N/A	03/06/2019	Sample
International Chromium Plating Company, Inc.	11	Yes	Edward J. Stenovitch	02/25/2019	Follow Up
International Education Partners, LLC.	86	No	Brian E. Steere	01/07/2019	Follow Up
International Etching, Inc.	11	Yes	Edward J. Stenovitch	12/18/2019	Follow Up
International Etching, Inc.	11	Yes	Edward J. Stenovitch	09/25/2019	Follow Up
International Etching, Inc.	11	Yes	Edward J. Stenovitch	08/14/2019	Follow Up

User Inspection History  
Field's Point - 2019

Company	Category	Significant	Inspected By	Date	Inspected Type
International Etching, Inc.	11	Yes	Edward J. Stenovitch	06/03/2019	Follow Up
International Etching, Inc.	11	Yes	N/A	03/19/2019	Sample
International Etching, Inc.	11	Yes	Edward J. Stenovitch	03/13/2019	Annual
International Etching, Inc.	11	Yes	N/A	03/05/2019	Sample
International Insignia Corporation	11	Yes	Alex Bisson	12/04/2019	Follow Up
International Insignia Corporation	11	Yes	Edward J. Stenovitch	09/30/2019	Follow Up
International Insignia Corporation	11	Yes	Edward J. Stenovitch	08/13/2019	Annual
International Insignia Corporation	11	Yes	N/A	08/07/2019	Sample
International Insignia Corporation	11	Yes	Edward J. Stenovitch	07/29/2019	Follow Up
International Insignia Corporation	11	Yes	Nathan P. Daggett	06/10/2019	Follow Up
International Insignia Corporation	11	Yes	N/A	03/28/2019	Sample
Ira Green, Inc.	11	Yes	Nathan P. Daggett	12/04/2019	Follow Up
Ira Green, Inc.	11	Yes	N/A	12/03/2019	Sample
Ira Green, Inc.	11	Yes	Nathan P. Daggett	09/25/2019	Follow Up
Ira Green, Inc.	11	Yes	N/A	09/18/2019	Sample
Ira Green, Inc.	11	Yes	Nathan P. Daggett	07/29/2019	Follow Up
Ira Green, Inc.	11	Yes	Nathan P. Daggett	06/06/2019	Follow Up
Ira Green, Inc.	11	Yes	Nathan P. Daggett	02/28/2019	Annual
Ira Green, Inc.	11	Yes	N/A	01/24/2019	Sample
Istanbul Gourmet Market, LLC	82	No	Heather J. Nicholson	04/10/2019	Follow Up
Italian Dessert Service Import, Inc.	71	No	Heather J. Nicholson	03/25/2019	Follow Up
Izzi Orthodontics	94	No	Travis Costa	10/29/2019	Follow Up
Izzi Orthodontics	94	No	Travis Costa	01/29/2019	Follow Up
J & M Convenience Store	85	No	Jared Urban	08/13/2019	Follow Up
J & W - 91 Friendship	53	No	Michael McBurney	11/26/2019	Follow Up
J & W - Friedman Center	86	No	Michael McBurney	10/15/2019	Follow Up
J & W - Imperial Hall	86	No	Michael McBurney	11/26/2019	Follow Up
J & W - John Hazen White Center	53	No	Michael McBurney	11/26/2019	Follow Up
J & W - Taco Center Criminalistics Lab	95	No	Michael McBurney	11/26/2019	Follow Up
J & W - Xavier Mercy Hall	86	No	Michael McBurney	11/26/2019	Follow Up
J & W Chestnut Street	95	No	Michael McBurney	11/26/2019	Follow Up
J & W University	74	No	Michael McBurney	11/26/2019	Follow Up
J & W Xavier Academics Center	86	No	Michael McBurney	11/26/2019	Follow Up
J & W-Chestnuts	85	No	Michael McBurney	11/26/2019	Follow Up

User Inspection History  
Field's Point - 2019

Company	Category	Significant	Inspected By	Date	Inspected Type
J & W-McNulty Hall	86	No	Michael McBurney	11/26/2019	Follow Up
J & W-Snowden Hall	86	No	Michael McBurney	11/26/2019	Follow Up
J.M.V. Pizza & Subs	85	No	Michael McBurney	07/01/2019	Follow Up
Jahunger	85	No	Michael McBurney	04/23/2019	Follow Up
Jains's Laundry, Inc.	92	No	Kyle C. Gannon	07/31/2019	Follow Up
JAMRA, Inc.	85	No	Travis Costa	07/01/2019	Follow Up
JAMRA, Inc.	85	No	Travis Costa	05/13/2019	Follow Up
Jan Co Central, Inc.	85	No	Heather J. Nicholson	01/25/2019	Follow Up
Jan Co, Inc.	85	No	Heather J. Nicholson	02/13/2019	Follow Up
Jan Co. Central, Inc.	85	No	Heather J. Nicholson	03/19/2019	Follow Up
Jars Pub, LLC	85	No	Michael McBurney	05/16/2019	Initial Inspection
Jeanette's Bakery	81	No	Brian E. Steere	06/11/2019	Follow Up
Jelly Donuts LLC	85	No	Brian E. Steere	05/17/2019	Follow Up
Jiang Li, LLC	92	No	Jared Urban	10/29/2019	Follow Up
Jiang Li, LLC	92	No	Jared Urban	05/06/2019	Meeting
Jireh Market	74	No	Brian E. Steere	09/12/2019	Initial Inspection
JJ Group, Inc.	85	No	Heather J. Nicholson	02/13/2019	Follow Up
JLC Foods, Inc.	85	No	Jared Urban	02/26/2019	Follow Up
Joest LLC	85	No	Michael McBurney	08/29/2019	Follow Up
Joey D's Bakery	71	No	Brian E. Steere	04/16/2019	Initial Inspection
John T. A. Romano DDS, Inc.	94	No	Edward J. Stenovitch	11/20/2019	Follow Up
Johnston Taco, LLC	85	No	Michael McBurney	06/18/2019	Follow Up
Jozon Enterprises, Inc.	85	No	Jared Urban	08/27/2019	Follow Up
JPL Enterprises, LLC	81	No	Jared Urban	11/25/2019	Follow Up
JR's Providence, LLC	85	No	Michael McBurney	08/01/2019	Follow Up
Kamborian Bros Inc.	85	No	Jared Urban	10/17/2019	Follow Up
Kamborian Bros Inc.	85	No	Jared Urban	07/18/2019	Follow Up
Kamborian Bros Inc.	85	No	Jared Urban	05/23/2019	Follow Up
Kamborian Bros Inc.	85	No	Jared Urban	05/10/2019	Initial Inspection
KD Hospitalities	85	No	Michael McBurney	04/02/2019	Follow Up
Kelly's Car Wash, Inc.	97	No	Michael McBurney	06/26/2019	Follow Up
Ken Rocha Collision, LLC	97	No	Heather J. Nicholson	02/22/2019	Follow Up
Kentucky Fried Chicken (Johnston)	85	No	Jared Urban	02/25/2019	Follow Up
Khoo Kitchen	85	No	Michael McBurney	09/12/2019	Follow Up

User Inspection History  
Field's Point - 2019

Company	Category	Significant	Inspected By	Date	Inspected Type
Kingston BR LLC	97	No	Michael McBurney	08/26/2019	Follow Up
KJB Industries Inc.	71	No	Heather J. Nicholson	04/19/2019	Follow Up
Knead Doughnuts	85	No	Michael McBurney	05/31/2019	Follow Up
KVRH Foods Inc.	85	No	Heather J. Nicholson	05/07/2019	Follow Up
L T Treats, Inc.	85	No	Kyle C. Gannon	01/30/2019	Follow Up
L&R Granite Inc.	71	No	Nathan P. Daggett	04/04/2019	Follow Up
L. Gee Collision	74	No	Nathan P. Daggett	10/17/2019	Follow Up
L. Gee Collision	74	No	Nathan P. Daggett	08/26/2019	Initial Inspection
L/M Taco RI	85	No	Heather J. Nicholson	05/02/2019	Follow Up
La Broa Pizza	85	No	Brian E. Steere	12/17/2019	Follow Up
La Cocina LLC	85	No	Jared Urban	08/28/2019	Initial Inspection
La Lin Enterprises, Inc.	92	No	Brian E. Steere	08/28/2019	Follow Up
La Lupita Tacos Mexicanos LLC	85	No	Jared Urban	08/28/2019	Follow Up
La Mei Hot Pot	85	No	Jared Urban	04/30/2019	Follow Up
La Poblanita Carniceria Mexicana	71	No	Alex Bisson	10/18/2019	Follow Up
La Poblanita Carniceria Mexicana	71	No	Anthony R. Erricola	01/08/2019	Follow Up
La Roca Restaurant	85	No	Jared Urban	08/29/2019	Follow Up
La Rubita Cafeteria & Lounge	85	No	Heather J. Nicholson	02/22/2019	Follow Up
La Sonrisa Cafeteria Restaurant	85	No	Kyle C. Gannon	10/31/2019	Follow Up
Lang's Bowlarama, Inc.	85	No	Jared Urban	08/29/2019	Follow Up
Laughing Gorilla LLC	85	No	Heather J. Nicholson	02/11/2019	Follow Up
Laundromax - 395 Admiral Street LLC	92	No	Brian E. Steere	08/20/2019	Follow Up
Layali	85	No	Michael McBurney	05/29/2019	Emergency or Special Investigation
LDC, Inc.	59	No	Jared Urban	12/10/2019	Follow Up
LDC, Inc.	59	No	Jared Urban	10/29/2019	Initial Inspection
Light & Conforti DMDs, LLC	94	No	Edward J. Stenovitch	03/11/2019	Follow Up
Lighthouse Restaurant, Inc.	85	No	Brian E. Steere	02/13/2019	Follow Up
Like No Udder, LLC	85	No	Michael McBurney	11/01/2019	Follow Up
Lima Subs, LLC	85	No	Heather J. Nicholson	05/07/2019	Follow Up
L'Image	42	No	Kyle C. Gannon	12/11/2019	Follow Up
L'Image	42	No	Kyle C. Gannon	06/27/2019	Follow Up
Little Tokyo	74	No	Kyle C. Gannon	08/27/2019	Initial Inspection
Livi's Pocket LLC	85	No	Jared Urban	11/21/2019	Follow Up
LNP Enterprises, Inc.	85	No	Michael McBurney	07/01/2019	Follow Up

User Inspection History  
Field's Point - 2019

Company	Category	Significant	Inspected By	Date	Inspected Type
Long Live Beer Works	34	No	Brian E. Steere	12/05/2019	Follow Up
Long Live Beer Works	34	No	Brian E. Steere	09/03/2019	Follow Up
Long Live Beer Works	34	No	Brian E. Steere	04/18/2019	Follow Up
Long River Restaurant	85	No	Jared Urban	02/27/2019	Follow Up
Lotus Garden	85	No	Brian E. Steere	03/27/2019	Follow Up
Lucky Cottage	74	No	Brian E. Steere	09/12/2019	Follow Up
Lucky Cottage	74	No	Brian E. Steere	07/10/2019	Initial Inspection
M&M Diner	85	No	Brian E. Steere	09/12/2019	Follow Up
M&M Diner	85	No	Brian E. Steere	08/20/2019	Follow Up
M&M Diner	85	No	Brian E. Steere	02/13/2019	Follow Up
M&T Super Market	81	No	Heather J. Nicholson	01/25/2019	Follow Up
M. G. Motors Inc.	97	No	Michael McBurney	05/30/2019	Follow Up
Mac-Gray Services, Inc.	92	No	Michael McBurney	10/07/2019	Follow Up
Mahr, Inc	52	No	Edward J. Stenovitch	12/09/2019	Follow Up
Mahr, Inc	52	No	Edward J. Stenovitch	05/29/2019	Follow Up
Mahr, Inc.	11	Yes	Edward J. Stenovitch	12/09/2019	Follow Up
Mahr, Inc.	11	Yes	Edward J. Stenovitch	09/11/2019	Follow Up
Mahr, Inc.	11	Yes	N/A	07/31/2019	Sample
Mahr, Inc.	11	Yes	Edward J. Stenovitch	05/29/2019	Annual
Mahr, Inc.	11	Yes	N/A	03/21/2019	Sample
Mahr, Inc.	11	Yes	Edward J. Stenovitch	02/01/2019	Follow Up
Mainelli Tool & Die, Inc.	42	No	Edward J. Stenovitch	12/02/2019	Follow Up
Mainelli Tool & Die, Inc.	42	No	Edward J. Stenovitch	06/20/2019	Follow Up
Malachi's	85	No	Brian E. Steere	11/01/2019	Initial Inspection
Manchester Street, LLC	27	Yes	Alex Bisson	12/20/2019	Follow Up
Manchester Street, LLC	27	Yes	N/A	09/18/2019	Sample
Manchester Street, LLC	27	Yes	Edward J. Stenovitch	08/21/2019	Annual
Manchester Street, LLC	27	Yes	Nathan P. Daggett	07/03/2019	Follow Up
Manchester Street, LLC	27	Yes	N/A	02/20/2019	Sample
Man-O-Salwa Kabab & Grill	71	No	Kyle C. Gannon	04/08/2019	Follow Up
Manton Donuts, Inc.	85	No	Brian E. Steere	03/06/2019	Follow Up
Maria's Cucina	74	No	Brian E. Steere	03/21/2019	Initial Inspection
Mark Precision, Inc.	42	No	Alex Bisson	12/12/2019	Follow Up
Mark Precision, Inc.	42	No	Jared Urban	06/26/2019	Follow Up

User Inspection History  
Field's Point - 2019

Company	Category	Significant	Inspected By	Date	Inspected Type
Markos Automotive	97	No	Travis Costa	09/26/2019	Follow Up
Markos Automotive	97	No	Travis Costa	04/05/2019	Follow Up
Martin S. Hanoian, DMD, Ltd.	71	No	Michael McBurney	04/23/2019	Follow Up
Masala Indian Cuisine	74	No	Heather J. Nicholson	04/10/2019	Initial Inspection
Masala Indian Cuisine OOB	71	No	Heather J. Nicholson	03/19/2019	Follow Up
Maya Bakery	81	No	Brian E. Steere	04/25/2019	Follow Up
Maya Bakery	81	No	Brian E. Steere	03/06/2019	Follow Up
McCormick & Schmick Restaurant	71	No	Jared Urban	06/18/2019	Follow Up
McDonald's/Kristin Foods, Inc.	85	No	Travis Costa	11/19/2019	Follow Up
McDonald's/Kristin Foods, Inc.	85	No	Travis Costa	04/05/2019	Follow Up
MCM Technologies	24	No	Michael McBurney	12/18/2019	Follow Up
MCM Technologies	24	No	Michael McBurney	07/02/2019	Follow Up
Meast, LLC	85	No	Jared Urban	10/17/2019	Follow Up
Meast, LLC	85	No	Jared Urban	01/31/2019	Follow Up
Mekong Market	81	No	Michael McBurney	12/31/2019	Follow Up
Mekong Market	81	No	Michael McBurney	01/22/2019	Follow Up
Meller Optics, Inc.	27	No	Travis Costa	12/16/2019	Follow Up
Meller Optics, Inc.	27	No	Travis Costa	11/05/2019	Follow Up
Meller Optics, Inc.	27	No	Travis Costa	06/10/2019	Follow Up
Metallurgical Solutions, Inc.	11	Yes	Kyle C. Gannon	12/20/2019	Follow Up
Metallurgical Solutions, Inc.	11	Yes	N/A	09/03/2019	Sample
Metallurgical Solutions, Inc.	11	Yes	Kyle C. Gannon	08/14/2019	Annual
Metallurgical Solutions, Inc.	11	Yes	Kyle C. Gannon	06/20/2019	Follow Up
Metallurgical Solutions, Inc.	11	Yes	Kyle C. Gannon	04/30/2019	Follow Up
Metallurgical Solutions, Inc.	11	Yes	N/A	02/14/2019	Sample
Metro Motor, Inc.	60	No	Jared Urban	09/19/2019	Follow Up
Mi Hacienda Restaurant	85	No	Jared Urban	08/13/2019	Follow Up
Mi Quisqueya Supermarket	81	No	Anthony R. Erricola	01/08/2019	Follow Up
Mill Street Industrial Area	78	No	Jared Urban	08/13/2019	Mill Complex / Industrial Area
Mill Street Industrial Area	78	No	Nathan P. Daggett	08/13/2019	Mill Complex / Industrial Area
Minetin Frozen Yogurt	71	No	Brian E. Steere	01/30/2019	Follow Up
Mohegan Johnston (SM) Subs, LLC	85	No	Michael McBurney	10/07/2019	Follow Up
Mohegan Johnston (SM), LLC	85	No	Michael McBurney	10/07/2019	Follow Up
Monarch Metal Finishing Co. - Aurora St.	11	Yes	Alex Bisson	12/12/2019	Follow Up

User Inspection History  
Field's Point - 2019

Company	Category	Significant	Inspected By	Date	Inspected Type
Monarch Metal Finishing Co. - Aurora St.	11	Yes	Edward J. Stenovitch	10/15/2019	Annual
Monarch Metal Finishing Co. - Aurora St.	11	Yes	Kerry M. Britt	03/25/2019	Emergency or Special Investigation
Monarch Metal Finishing Co. - Aurora St.	11	Yes	N/A	03/11/2019	Sample
Monarch Metal Finishing, Inc.	11	Yes	Alex Bisson	12/04/2019	Follow Up
Monarch Metal Finishing, Inc.	11	Yes	Edward J. Stenovitch	09/26/2019	Follow Up
Monarch Metal Finishing, Inc.	11	Yes	N/A	09/04/2019	Sample
Monarch Metal Finishing, Inc.	11	Yes	Edward J. Stenovitch	07/29/2019	Follow Up
Monarch Metal Finishing, Inc.	11	Yes	Nathan Dean	06/19/2019	Follow Up
Monarch Metal Finishing, Inc.	11	Yes	N/A	04/25/2019	Sample
Monarch Metal Finishing, Inc.	11	Yes	Anthony R. Erricola	02/07/2019	Annual
Montecristo Restaurant LLC	85	No	Heather J. Nicholson	03/25/2019	Follow Up
Montecristo Restaurant LLC	85	No	Heather J. Nicholson	01/23/2019	Follow Up
Moody Machine Products, Inc.	21	No	Travis Costa	12/04/2019	Follow Up
Moody Machine Products, Inc.	21	No	Travis Costa	07/31/2019	Follow Up
Moody Machine Products, Inc.	21	No	Travis Costa	06/03/2019	Follow Up
Moody Machine Products, Inc.	21	No	Travis Costa	02/20/2019	Follow Up
Moran Foods, LLC	82	No	Jared Urban	12/19/2019	Follow Up
Moran Foods, LLC	82	No	Jared Urban	07/23/2019	Follow Up
Moran Transportation Industries, Inc.	52	No	Edward J. Stenovitch	12/10/2019	Follow Up
Moran Transportation Industries, Inc.	52	No	Edward J. Stenovitch	06/26/2019	Follow Up
Morgan Mill Metals, LLC	41	No	Alex Bisson	12/02/2019	Follow Up
Morgan Mill Metals, LLC	41	No	Nathan P. Daggett	06/24/2019	Follow Up
Moses Brown School	86	No	Heather J. Nicholson	04/01/2019	Follow Up
Moses Brown School	86	No	Heather J. Nicholson	02/06/2019	Follow Up
Mr. Biggs Saloon	85	No	Brian E. Steere	09/12/2019	Follow Up
Narragansett Improvement Co.	35	No	Alex Bisson	12/20/2019	Follow Up
Narragansett Improvement Co.	35	No	Nathan P. Daggett	07/03/2019	Follow Up
Narragansett Jewelry	11	Yes	Alex Bisson	12/09/2019	Follow Up
Narragansett Jewelry	11	Yes	Edward J. Stenovitch	09/30/2019	Follow Up
Narragansett Jewelry	11	Yes	N/A	09/04/2019	Sample
Narragansett Jewelry	11	Yes	Nathan P. Daggett	06/25/2019	Follow Up
Narragansett Jewelry	11	Yes	Anthony R. Erricola	01/17/2019	Annual
Narragansett Jewelry	11	Yes	N/A	01/08/2019	Sample
Naseeb Corporation	85	No	Heather J. Nicholson	03/15/2019	Follow Up

User Inspection History  
Field's Point - 2019

Company	Category	Significant	Inspected By	Date	Inspected Type
National Amusements, Inc.	99	No	Brian E. Steere	01/30/2019	Follow Up
National Collision Center Inc.	60	No	Edward J. Stenovitch	08/14/2019	Initial Inspection
Natural Mix Co., LLC	85	No	Michael McBurney	08/27/2019	Initial Inspection
NC Dental, Inc.	94	No	Travis Costa	08/26/2019	Follow Up
New China	85	No	Brian E. Steere	06/11/2019	Follow Up
New England Petroleum Terminal, LLC.	59	No	Brian E. Steere	12/19/2019	Follow Up
New England Petroleum Terminal, LLC.	59	No	Brian E. Steere	07/02/2019	Follow Up
New Harvest Coffee	85	No	Michael McBurney	05/29/2019	Follow Up
New Sky Market Inc.	82	No	Heather J. Nicholson	04/29/2019	Follow Up
New Sky Market Inc.	82	No	Heather J. Nicholson	02/22/2019	Initial Inspection
New Volpe Tailoring and Cleaning	92	No	Travis Costa	11/19/2019	Follow Up
New Volpe Tailoring and Cleaning	92	No	Travis Costa	01/25/2019	Follow Up
New York Blood Center	95	No	Brian E. Steere	03/12/2019	Initial Inspection
NGC INC.	81	No	N/A	05/15/2019	Sample
Nickel, Brass and Copper Wire, LLC	41	No	Travis Costa	12/16/2019	Follow Up
Nickel, Brass and Copper Wire, LLC	41	No	Travis Costa	10/28/2019	Follow Up
Nickel, Brass and Copper Wire, LLC	41	No	Travis Costa	08/16/2019	Follow Up
Nickel, Brass and Copper Wire, LLC	41	No	Travis Costa	06/04/2019	Follow Up
Nick's Auto Body, Inc.	97	No	Michael McBurney	11/19/2019	Follow Up
Nordstrom, Inc.	71	No	Heather J. Nicholson	01/09/2019	Follow Up
Norman Brice Seggel	94	No	Heather J. Nicholson	02/15/2019	Follow Up
North Providence Dental Associates	71	No	Michael McBurney	06/04/2019	Follow Up
North Providence Dental Associates	94	No	Michael McBurney	06/04/2019	Initial Inspection
North Providence Dental Associates	71	No	Michael McBurney	02/21/2019	Follow Up
North Providence Public Safety Complex	74	No	Kyle C. Gannon	04/16/2019	Initial Inspection
Northeast Environmental	71	No	Kyle C. Gannon	03/11/2019	Follow Up
Northland Environmental LLC	43	No	Nathan P. Daggett	12/04/2019	Follow Up
Northland Environmental LLC	43	No	Nathan P. Daggett	04/29/2019	Follow Up
Number One Cleaners RI 2016, Inc.	92	No	Travis Costa	02/06/2019	Follow Up
Oak 'N' Willow LLC	85	No	Kyle C. Gannon	08/26/2019	Follow Up
Oasis Market	71	No	Kyle C. Gannon	10/31/2019	Follow Up
Ocean State Endoscopy	95	No	Edward J. Stenovitch	04/29/2019	Initial Inspection
Ocean State Laundry	71	No	Travis Costa	09/26/2019	Follow Up
Ocean State Laundry	71	No	Travis Costa	01/29/2019	Follow Up



User Inspection History  
Field's Point - 2019

Company	Category	Significant	Inspected By	Date	Inspected Type
Ocean State Metals, Inc.	46	No	Travis Costa	12/10/2019	Follow Up
Ocean State Metals, Inc.	46	No	Travis Costa	09/30/2019	Follow Up
Ocean State Metals, Inc.	46	No	Travis Costa	06/03/2019	Follow Up
Ocean State Metals, Inc.	46	No	Travis Costa	02/19/2019	Follow Up
Ocean State Peeled Potatoes	81	No	N/A	11/14/2019	Sample
Ocean State Peeled Potatoes	81	No	N/A	05/13/2019	Sample
Ogie's Trailer Park	85	No	Michael McBurney	04/02/2019	Follow Up
Olneyville NY System	85	No	Jared Urban	11/14/2019	Meeting
Olson & Parent Funeral Home, Inc.	96	No	Heather J. Nicholson	02/27/2019	Follow Up
On the Go Laundromat	92	No	Michael McBurney	08/26/2019	Follow Up
Orbit Energy Rhode Island, LLC.	34	Yes	Nathan P. Daggett	12/12/2019	Follow Up
Orbit Energy Rhode Island, LLC.	34	Yes	Kerry M. Britt	08/27/2019	Meeting
Orbit Energy Rhode Island, LLC.	34	Yes	Kerry M. Britt	07/12/2019	Meeting
Orbit Energy Rhode Island, LLC.	34	Yes	Kerry M. Britt	06/04/2019	Annual
Osaka Hibachi Express	74	No	Brian E. Steere	12/11/2019	Initial Inspection
P.F. Chang's China Bistro, Inc.	85	No	Kyle C. Gannon	01/30/2019	Follow Up
Panera Bread	85	No	Brian E. Steere	01/30/2019	Follow Up
Parkview Bakery Cafe	85	No	Heather J. Nicholson	01/25/2019	Follow Up
Passionflower, Inc.	85	No	Michael McBurney	12/31/2019	Follow Up
Passionflower, Inc.	85	No	Michael McBurney	01/22/2019	Follow Up
Pat's Auto Sales, Auto Body, Inc.	60	No	Nathan P. Daggett	06/18/2019	Follow Up
Pearl Gray LLC	85	No	Brian E. Steere	05/06/2019	Follow Up
Pepper Dining, Inc.	85	No	Jared Urban	11/27/2019	Follow Up
Periodontics, Inc.	99	No	Kyle C. Gannon	08/26/2019	Follow Up
Persimmon Restaurant, LLC	85	No	Jared Urban	03/28/2019	Follow Up
Pescatore's Seafood, Inc.	71	No	Brian E. Steere	02/13/2019	Follow Up
Peter Pan Bus Lines	37	No	Travis Costa	12/16/2019	Follow Up
Peter Pan Bus Lines	37	No	Travis Costa	06/19/2019	Follow Up
PG Foods Inc.	85	No	Heather J. Nicholson	05/07/2019	Follow Up
Piemonte Pizza	74	No	Brian E. Steere	05/31/2019	Initial Inspection
Pierce Manor	86	No	Jared Urban	04/30/2019	Follow Up
Pinkberry	85	No	Brian E. Steere	01/30/2019	Follow Up
Pio Pio Restaurant	85	No	Brian E. Steere	11/04/2019	Follow Up
Pizza Palace	85	No	Jared Urban	02/27/2019	Follow Up

User Inspection History  
Field's Point - 2019

Company	Category	Significant	Inspected By	Date	Inspected Type
Pizza Pie Er	85	No	Michael McBurney	06/26/2019	Follow Up
Pizza Queen - Smith Street	71	No	Michael McBurney	05/02/2019	Follow Up
Pizza Queen - Weybosset Street	85	No	Jared Urban	11/21/2019	Follow Up
Pizza Roma	85	No	Heather J. Nicholson	01/23/2019	Follow Up
Plainfield Donuts, Inc.	85	No	Kyle C. Gannon	11/20/2019	Follow Up
Plainfield Donuts, Inc.	85	No	Kyle C. Gannon	07/31/2019	Follow Up
Plainfield Donuts, Inc.	85	No	Kyle C. Gannon	01/31/2019	Follow Up
Pocasset Mill Complex	78	No	Jared Urban	08/13/2019	Mill Complex / Industrial Area
Pocasset Mill Complex	78	No	Nathan P. Daggett	08/13/2019	Mill Complex / Industrial Area
Poke For Me 4, LLC	85	No	Michael McBurney	11/06/2019	Follow Up
Poke For Me 4, LLC	85	No	Michael McBurney	01/23/2019	Follow Up
Popeye's Chicken and Biscuits	85	No	Brian E. Steere	01/30/2019	Follow Up
Port of Providence	78	No	Brian E. Steere	03/08/2019	Mill Complex / Industrial Area
Port of Providence	78	No	Michael McBurney	03/08/2019	Mill Complex / Industrial Area
Portion Meat Associates	81	No	Michael McBurney	03/06/2019	Follow Up
PRI I	85	No	Michael McBurney	08/29/2019	Follow Up
PRI I, LP	86	No	Michael McBurney	05/31/2019	Follow Up
Prince Enameling Company, Inc.	42	No	Jared Urban	12/10/2019	Follow Up
Prince Enameling Company, Inc.	42	No	Jared Urban	06/20/2019	Follow Up
Princess Enterprises II, Inc.	85	No	Kyle C. Gannon	04/22/2019	Follow Up
Promenade Area	78	No	Jared Urban	12/05/2019	Mill Complex / Industrial Area
Promenade Area	78	No	Anthony Crocenzi	12/05/2019	Mill Complex / Industrial Area
Prov. Journal Co. - Production Facility	24	Yes	Travis Costa	12/10/2019	Follow Up
Prov. Journal Co. - Production Facility	24	Yes	N/A	10/29/2019	Sample
Prov. Journal Co. - Production Facility	24	Yes	Travis Costa	10/17/2019	Follow Up
Prov. Journal Co. - Production Facility	24	Yes	Travis Costa	06/10/2019	Follow Up
Prov. Journal Co. - Production Facility	24	Yes	Travis Costa	03/19/2019	Annual
Prov. Journal Co. - Production Facility	24	Yes	N/A	02/11/2019	Sample
Providence Auto Co.	60	No	Kyle C. Gannon	08/14/2019	Initial Inspection
Providence Bagel	74	No	Kyle C. Gannon	04/16/2019	Follow Up
Providence Bagel	74	No	Kyle C. Gannon	04/08/2019	Follow Up
Providence Bagel	74	No	Michael McBurney	02/21/2019	Initial Inspection
Providence Coal Fired Pizza	85	No	Heather J. Nicholson	02/19/2019	Follow Up
Providence Community Health Centers, Inc	94	No	Travis Costa	10/17/2019	Follow Up

User Inspection History  
Field's Point - 2019

Company	Category	Significant	Inspected By	Date	Inspected Type
Providence Dental Laboratory	99	No	Travis Costa	10/21/2019	Meeting
Providence Oyster Bar	85	No	Michael McBurney	10/10/2019	Emergency or Special Investigation
Providence Oyster Bar	85	No	Michael McBurney	08/29/2019	Follow Up
Providence Place Pockets	85	No	Jared Urban	03/18/2019	Follow Up
Providence Public Safety Complex	86	No	Michael McBurney	11/19/2019	Follow Up
Providence Specialty Products, LLC	34	Yes	Edward J. Stenovitch	12/20/2019	Follow Up
Providence Specialty Products, LLC	34	Yes	N/A	08/27/2019	Sample
Providence Specialty Products, LLC	34	Yes	Edward J. Stenovitch	08/16/2019	Annual
Providence Specialty Products, LLC	34	Yes	Edward J. Stenovitch	06/27/2019	Follow Up
Providence Specialty Products, LLC	34	Yes	N/A	03/12/2019	Sample
Providence Specialty Products, LLC	34	Yes	Edward J. Stenovitch	02/14/2019	Follow Up
Providence Water Supply Board	37	No	Nathan P. Daggett	12/17/2019	Follow Up
Providence Water Supply Board	37	No	Nathan P. Daggett	05/02/2019	Follow Up
Punta Cana Bistro	85	No	Jared Urban	09/24/2019	Follow Up
Punta Cana Bistro	85	No	Jared Urban	05/08/2019	Initial Inspection
Pure Haven, LLC	35	No	Kyle C. Gannon	12/11/2019	Follow Up
Pure Haven, LLC	35	No	Kyle C. Gannon	06/27/2019	Follow Up
PVDonuts, LLC	85	No	Travis Costa	03/06/2019	Follow Up
Quality Auto Services	60	No	Kyle C. Gannon	08/14/2019	Initial Inspection
Quality Beef Co., Inc.	81	No	Michael McBurney	04/02/2019	Follow Up
Quality Seafood	81	No	Brian E. Steere	07/17/2019	Follow Up
Quality Spraying Technologies	27	No	Michael McBurney	12/18/2019	Follow Up
Quality Spraying Technologies	27	No	Michael McBurney	07/02/2019	Follow Up
Quay, LLC	71	No	Brian E. Steere	01/16/2019	Initial Inspection
Quest Diagnostics Inc. (Atwood)	95	No	Kyle C. Gannon	07/31/2019	Follow Up
R & J Manufacturing Company	24	No	Kyle C. Gannon	12/11/2019	Follow Up
R & J Manufacturing Company	24	No	Kyle C. Gannon	06/27/2019	Follow Up
R.I. D.O.T.-Materials Testing	95	No	Anthony R. Erricola	01/24/2019	Follow Up
R.I. Provision Company	81	No	Kyle C. Gannon	05/30/2019	Follow Up
R.I.P.T.A. - 265 Melrose	37	No	Travis Costa	12/13/2019	Follow Up
R.I.P.T.A. - 265 Melrose	37	No	Travis Costa	06/26/2019	Follow Up
R.I.P.T.A. - 750 Elmwood	37	No	Travis Costa	12/13/2019	Follow Up
R.I.P.T.A. - 750 Elmwood	37	No	Travis Costa	06/26/2019	Follow Up
R.I.P.T.A. - Para-Transit Facility	37	No	Travis Costa	12/13/2019	Follow Up

User Inspection History  
Field's Point - 2019

Company	Category	Significant	Inspected By	Date	Inspected Type
R.I.P.T.A. - Para-Transit Facility	37	No	Travis Costa	06/26/2019	Follow Up
R.I.P.T.A.-New Bus Facility	37	No	Travis Costa	12/13/2019	Follow Up
R.I.P.T.A.-New Bus Facility	37	No	Travis Costa	06/26/2019	Follow Up
Rasmeay Corp.	85	No	Anthony Crocenzi	10/31/2019	Follow Up
RB Donuts Inc.	85	No	Jared Urban	02/26/2019	Initial Inspection
RB Donuts, Inc.	85	No	Kyle C. Gannon	07/31/2019	Follow Up
RCJ Inc.	85	No	Jared Urban	11/21/2019	Follow Up
Reali's Fine Italian Cuisine	85	No	Jared Urban	01/29/2019	Follow Up
Rec Room PVD, LLC	71	No	Jared Urban	02/15/2019	Follow Up
Red Ginger	71	No	Kyle C. Gannon	05/30/2019	Follow Up
Red Stripe East Side, LLC.	85	No	Michael McBurney	11/01/2019	Follow Up
Regency Plaza	86	No	Jared Urban	10/29/2019	Meeting
Reservoir Triangle	78	No	Anthony Crocenzi	12/05/2019	Mill Complex / Industrial Area
Reservoir Triangle	78	No	Jared Urban	12/05/2019	Mill Complex / Industrial Area
Restaurant Associates of Prov. LLC I	85	No	Heather J. Nicholson	04/19/2019	Follow Up
Restaurant Associates of Prov. LLC II	85	No	Heather J. Nicholson	04/19/2019	Follow Up
Restaurant Associates of Prov. LLC IV	85	No	Heather J. Nicholson	04/19/2019	Initial Inspection
Rhode Island Chemical Corporation	43	No	Travis Costa	12/02/2019	Follow Up
Rhode Island Chemical Corporation	43	No	Travis Costa	06/05/2019	Follow Up
Rhode Island College - Connection 1	89	No	Brian E. Steere	07/03/2019	Follow Up
Rhode Island College - Connection 2	43	No	Brian E. Steere	12/11/2019	Follow Up
Rhode Island College - Connection 2	43	No	Brian E. Steere	07/03/2019	Follow Up
Rhode Island College - Connection 3	99	No	Brian E. Steere	07/03/2019	Follow Up
Rhode Island College - Connection 4	86	No	Brian E. Steere	07/03/2019	Follow Up
Rhode Island Convention Center Authority	40	Yes	Edward J. Stenovitch	08/05/2019	Follow Up
Rhode Island Convention Center Authority	40	Yes	Edward J. Stenovitch	03/26/2019	Annual
Rhode Island Convention Center Authority	40	Yes	N/A	02/20/2019	Sample
Rhode Island Convention Center Authority	40	Yes	N/A	02/07/2019	Sample
Rhode Island Heat Treating Co.	51	No	Edward J. Stenovitch	12/06/2019	Follow Up
Rhode Island Heat Treating Co.	51	No	Edward J. Stenovitch	06/03/2019	Follow Up
Rhode Island Resource Recovery Corp.	34	Yes	Nathan P. Daggett	12/12/2019	Follow Up
Rhode Island Resource Recovery Corp.	34	Yes	Kerry M. Britt	09/19/2019	Annual
Rhode Island Resource Recovery Corp.	34	Yes	N/A	09/09/2019	Sample
Rhode Island Resource Recovery Corp.	34	Yes	N/A	05/28/2019	Sample

User Inspection History  
Field's Point - 2019

Company	Category	Significant	Inspected By	Date	Inspected Type
Rhode Island School of Design	85	No	Kyle C. Gannon	12/19/2019	Follow Up
Rhode Island School of Design	85	No	Kyle C. Gannon	09/23/2019	Follow Up
Rhode Rockets Inc.	85	No	Michael McBurney	01/30/2019	Follow Up
RI Community Food Bank	85	No	Jared Urban	09/25/2019	Follow Up
RI Doughnut Venture Group, LLC	85	No	Michael McBurney	05/29/2019	Emergency or Special Investigation
RI Yummy	85	No	Brian E. Steere	08/28/2019	Follow Up
RIBC Properties, LLC	71	No	Brian E. Steere	03/12/2019	Follow Up
RIC Donuts, LLC	85	No	Brian E. Steere	07/03/2019	Initial Inspection
Ricci Family Dentistry	94	No	Edward J. Stenovitch	03/11/2019	Follow Up
Rich Group	52	No	Travis Costa	12/10/2019	Follow Up
Rich Group	52	No	Travis Costa	11/26/2019	Follow Up
Rich Group	52	No	Travis Costa	06/14/2019	Follow Up
Rich Group	52	No	Travis Costa	02/27/2019	Follow Up
Rico Pollo	74	No	Brian E. Steere	08/05/2019	Follow Up
Rico Pollo	74	No	Brian E. Steere	05/02/2019	Initial Inspection
RISD - 189 Canal Street	60	No	Kyle C. Gannon	09/23/2019	Follow Up
RISD - Auditorium	84	No	Kyle C. Gannon	09/23/2019	Follow Up
RISD - Bank Building	60	No	Kyle C. Gannon	09/23/2019	Follow Up
RISD - Benson Hall	24	No	Kyle C. Gannon	12/19/2019	Follow Up
RISD - Benson Hall	24	No	Kyle C. Gannon	06/26/2019	Follow Up
RISD - Central Power Plant	52	No	Kyle C. Gannon	12/19/2019	Follow Up
RISD - Central Power Plant	52	No	Kyle C. Gannon	06/26/2019	Follow Up
RISD - College Building	23	No	Kyle C. Gannon	12/19/2019	Follow Up
RISD - College Building	23	No	Kyle C. Gannon	06/26/2019	Follow Up
RISD - College Building	23	No	Kyle C. Gannon	05/29/2019	Meeting
RISD - Design Center	93	No	Kyle C. Gannon	09/23/2019	Follow Up
RISD - Dexter House Garage	99	No	Kyle C. Gannon	09/23/2019	Follow Up
RISD - East Hall	86	No	Kyle C. Gannon	09/23/2019	Follow Up
RISD - Homer Hall	86	No	Kyle C. Gannon	09/23/2019	Follow Up
RISD - Market House	84	No	Kyle C. Gannon	09/23/2019	Follow Up
RISD - Memorial Hall	99	No	Kyle C. Gannon	09/23/2019	Follow Up
RISD - Metcalf Building	43	No	Kyle C. Gannon	12/19/2019	Follow Up
RISD - Metcalf Building	43	No	Kyle C. Gannon	06/26/2019	Follow Up
RISD - Museum	85	No	Kyle C. Gannon	09/23/2019	Follow Up

User Inspection History  
Field's Point - 2019

Company	Category	Significant	Inspected By	Date	Inspected Type
RISD - Nickerson Hall	86	No	Kyle C. Gannon	09/23/2019	Follow Up
RISD - North Dorm	86	No	Kyle C. Gannon	09/23/2019	Follow Up
RISD - South Hall	86	No	Kyle C. Gannon	09/23/2019	Follow Up
RISD - Washington Building	99	No	Kyle C. Gannon	09/23/2019	Follow Up
RISD - Waterman Building	99	No	Kyle C. Gannon	09/23/2019	Follow Up
RISD - Winston Clock Tower	53	No	Kyle C. Gannon	12/19/2019	Follow Up
RISD - Winston Clock Tower	53	No	Kyle C. Gannon	09/23/2019	Follow Up
RISD - Winston Clock Tower	53	No	Kyle C. Gannon	06/13/2019	Follow Up
RISD-Colonial Apartments	86	No	Kyle C. Gannon	09/23/2019	Follow Up
RISD-Illustration Studies Building	84	No	Kyle C. Gannon	09/23/2019	Follow Up
RISD-What Cheer Garage	84	No	Kyle C. Gannon	09/23/2019	Follow Up
Roastmeisters Coffee, LLC	85	No	Brian E. Steere	07/30/2019	Initial Inspection
Roberts Polishing	46	No	Kyle C. Gannon	12/23/2019	Follow Up
Roberts Polishing	46	No	Kyle C. Gannon	06/13/2019	Follow Up
Rogue Island Group LLC	85	No	Michael McBurney	05/29/2019	Follow Up
ROM Deli, Inc.	85	No	Michael McBurney	01/30/2019	Follow Up
Roma Capocia	74	No	Brian E. Steere	11/01/2019	Initial Inspection
Roma LLC	85	No	Brian E. Steere	10/10/2019	Follow Up
Ronit Corporation	71	No	Kyle C. Gannon	02/26/2019	Follow Up
Royal Fried Chicken, Inc.	85	No	Jared Urban	12/16/2019	Follow Up
Royal Fried Chicken, Inc.	85	No	Jared Urban	09/19/2019	Initial Inspection
Royal Little Drive Industrial Park	78	No	Brian E. Steere	09/30/2019	Mill Complex / Industrial Area
Royal Little Drive Industrial Park	78	No	Anthony Crocenzi	09/30/2019	Mill Complex / Industrial Area
Royal Little Drive Industrial Park	78	No	Michael McBurney	09/30/2019	Mill Complex / Industrial Area
Ruby Thai Providence Place, Inc.	85	No	Jared Urban	08/19/2019	Follow Up
RVS Mfg. Co.	41	No	Travis Costa	12/19/2019	Follow Up
RVS Mfg. Co.	41	No	Travis Costa	11/27/2019	Follow Up
RVS Mfg. Co.	41	No	Travis Costa	11/05/2019	Follow Up
RVS Mfg. Co.	41	No	Travis Costa	09/26/2019	Follow Up
RVS Mfg. Co.	41	No	Travis Costa	06/04/2019	Follow Up
RVS Mfg. Co.	41	No	Travis Costa	04/24/2019	Follow Up
S&D Eddy, LLC	85	No	Brian E. Steere	05/03/2019	Follow Up
Sage Manufacturing Company, Inc.	43	No	Alex Bisson	12/19/2019	Follow Up
Sage Manufacturing Company, Inc.	43	No	Nathan P. Daggett	06/14/2019	Follow Up

User Inspection History  
Field's Point - 2019

Company	Category	Significant	Inspected By	Date	Inspected Type
Sakura Restaurant, Inc.	85	No	Brian E. Steere	05/31/2019	Follow Up
Sal's Bakery	81	No	Brian E. Steere	06/11/2019	Follow Up
Salted Slate, Inc.	85	No	Jared Urban	04/30/2019	Follow Up
Salvatore Mancini Resource and Activity	71	No	Jared Urban	01/29/2019	Follow Up
Sammy's House of Pizza	85	No	Brian E. Steere	06/04/2019	Initial Inspection
Sam's New York System	85	No	Jared Urban	02/26/2019	Follow Up
Samuel Sinclair Dental Center	94	No	Edward J. Stenovitch	09/11/2019	Follow Up
Sangtong, LLC	85	No	Michael McBurney	11/01/2019	Follow Up
Sans Gluten Artisan Bakery	81	No	Brian E. Steere	07/17/2019	Follow Up
Sara Foods LLC	85	No	Michael McBurney	08/29/2019	Follow Up
Sara Foods LLC	85	No	Michael McBurney	05/31/2019	Follow Up
Sazon Disla Food Mart, Inc.	71	No	Jared Urban	02/27/2019	Follow Up
SC Providence	74	No	Michael McBurney	11/06/2019	Follow Up
SC Providence	74	No	Michael McBurney	05/15/2019	Follow Up
SC Providence	74	No	Michael McBurney	03/13/2019	Follow Up
SC Providence	74	No	Michael McBurney	01/23/2019	Initial Inspection
Scialo Bros. Bakery	81	No	Michael McBurney	10/10/2019	Emergency or Special Investigation
Scialo Bros. Bakery	81	No	Michael McBurney	08/29/2019	Follow Up
Scrambler's II, Inc.	71	No	Brian E. Steere	02/04/2019	Follow Up
Sea Coast Investment Corp	85	No	Jared Urban	03/18/2019	Follow Up
Sengduang, LLC	85	No	Travis Costa	10/29/2019	Follow Up
Sengduang, LLC	85	No	Travis Costa	01/15/2019	Follow Up
Shake Shack	85	No	Michael McBurney	11/06/2019	Follow Up
Shake Shack	85	No	Michael McBurney	03/13/2019	Follow Up
Shanghai Restaurant Inc.	71	No	Heather J. Nicholson	03/13/2019	Follow Up
Shore's Market, Inc.	82	No	Jared Urban	02/27/2019	Follow Up
Siena, Inc.	85	No	Michael McBurney	08/29/2019	Follow Up
Simplex Engine & Machine, Inc.	42	No	Kyle C. Gannon	12/16/2019	Follow Up
Simplex Engine & Machine, Inc.	42	No	Kyle C. Gannon	06/24/2019	Follow Up
Sin LLC	85	No	Brian E. Steere	07/01/2019	Follow Up
Smith Street Donuts, Inc	85	No	Jared Urban	10/29/2019	Follow Up
Smithfield Ave Donuts, LLC	85	No	Michael McBurney	10/30/2019	Follow Up
Snookers Inc.	85	No	Brian E. Steere	05/15/2019	Follow Up
Snow Associates	60	No	Kyle C. Gannon	03/28/2019	Follow Up

User Inspection History  
Field's Point - 2019

Company	Category	Significant	Inspected By	Date	Inspected Type
So Fresh, and So Clean	97	No	Brian E. Steere	02/22/2019	Initial Inspection
Sophia Laundromat Inc.	92	No	Jared Urban	10/25/2019	Follow Up
South Providence Industrial Area II	78	No	Jared Urban	03/21/2019	Mill Complex / Industrial Area
South Providence Industrial Area II	78	No	Edward J. Stenovitch	03/21/2019	Mill Complex / Industrial Area
South Providence Industrial Area III	78	No	Brian E. Steere	08/15/2019	Mill Complex / Industrial Area
South Providence Industrial Area III	78	No	Michael McBurney	08/15/2019	Mill Complex / Industrial Area
Southside Olneyville / Dike Street	78	No	Edward J. Stenovitch	09/04/2019	Mill Complex / Industrial Area
Southside Olneyville / Dike Street	78	No	Kyle C. Gannon	09/04/2019	Mill Complex / Industrial Area
Specialty Cleansing Company	92	No	Jared Urban	01/29/2019	Follow Up
Spectrum Coatings Lab. Inc.	46	No	Edward J. Stenovitch	12/06/2019	Follow Up
Spectrum Coatings Lab. Inc.	46	No	Edward J. Stenovitch	05/29/2019	Follow Up
Spike's Junkyard Dogs	85	No	Michael McBurney	09/12/2019	Follow Up
Spirito's Restaurant	71	No	Brian E. Steere	03/21/2019	Follow Up
Spirito's Restaurant	71	No	Brian E. Steere	02/28/2019	Follow Up
Sprague Energy Corporation	52	No	Alex Bisson	12/20/2019	Follow Up
Sprague Energy Corporation	52	No	Brian E. Steere	07/02/2019	Follow Up
Starbucks	85	No	Brian E. Steere	11/01/2019	Follow Up
Starbucks	85	No	Brian E. Steere	08/27/2019	Initial Inspection
Starbucks (Biltmore)	71	No	Kyle C. Gannon	01/31/2019	Follow Up
Starbucks (Financial Plaza)	85	No	Kyle C. Gannon	01/31/2019	Follow Up
Starbucks Coffee Company #7419	85	No	Michael McBurney	11/01/2019	Follow Up
Starbucks Corporation	85	No	Michael McBurney	10/07/2019	Follow Up
Sterling Cleaners	92	No	Brian E. Steere	08/28/2019	Follow Up
Sterling Cleaners	92	No	Brian E. Steere	04/18/2019	Follow Up
Sterling Cleaners	92	No	Brian E. Steere	01/29/2019	Follow Up
Steven W. Silverberg DDS	94	No	Michael McBurney	02/21/2019	Follow Up
Strip Buildings	78	No	Brian E. Steere	03/21/2019	Mill Complex / Industrial Area
Strip Buildings	78	No	Kyle C. Gannon	03/21/2019	Mill Complex / Industrial Area
Subway (Atwood Ave.)	85	No	Jared Urban	02/25/2019	Follow Up
Subway (Kennedy Plaza)	85	No	Kyle C. Gannon	10/31/2019	Follow Up
Subway (Kennedy Plaza)	85	No	Kyle C. Gannon	01/31/2019	Follow Up
Sur La Table	85	No	Kyle C. Gannon	01/30/2019	Follow Up
Surface Coatings, LLC	11	Yes	Alex Bisson	12/09/2019	Follow Up
Surface Coatings, LLC	11	Yes	Edward J. Stenovitch	09/27/2019	Follow Up



User Inspection History  
Field's Point - 2019

Company	Category	Significant	Inspected By	Date	Inspected Type
Surface Coatings, LLC	11	Yes	N/A	07/11/2019	Sample
Surface Coatings, LLC	11	Yes	Nathan P. Daggett	06/14/2019	Follow Up
Surface Coatings, LLC	11	Yes	Edward J. Stenovitch	04/17/2019	Annual
Surface Coatings, LLC	11	Yes	N/A	01/03/2019	Sample
Sushi Cafe	85	No	Kyle C. Gannon	01/30/2019	Follow Up
Swan Nail	60	No	Kyle C. Gannon	02/20/2019	Initial Inspection
Swan Point Cemetery	97	No	Travis Costa	09/12/2019	Follow Up
Swash Autowash, LLC	97	No	Kyle C. Gannon	07/29/2019	Follow Up
T&T Donuts, Inc.	85	No	Kyle C. Gannon	10/31/2019	Follow Up
T&W Chinese Restaurant, Inc	85	No	Michael McBurney	10/07/2019	Follow Up
T.J.N. Restaurant, Inc.	85	No	Jared Urban	01/16/2019	Follow Up
Taco Bell	85	No	Brian E. Steere	01/30/2019	Follow Up
Taste of India	85	No	Brian E. Steere	05/31/2019	Follow Up
Tavares, LLC	85	No	Jared Urban	05/23/2019	Initial Inspection
Tavolo	74	No	Michael McBurney	11/01/2019	Initial Inspection
Technodic, Inc.	11	Yes	Alex Bisson	12/04/2019	Follow Up
Technodic, Inc.	11	Yes	N/A	10/02/2019	Sample
Technodic, Inc.	11	Yes	Nathan Dean	08/06/2019	Annual
Technodic, Inc.	11	Yes	Nathan P. Daggett	06/10/2019	Follow Up
Technodic, Inc.	11	Yes	N/A	01/29/2019	Sample
Tenares Supermarket	82	No	Jared Urban	09/19/2019	Follow Up
Tercat Tool & Die Company, Inc.	46	No	Alex Bisson	12/12/2019	Follow Up
Teriyaki House	85	No	Jared Urban	03/18/2019	Follow Up
The Abbey	85	No	Michael McBurney	07/25/2019	Follow Up
The Aesthetic Dental Studio of RI	94	No	Michael McBurney	02/21/2019	Follow Up
The Cheesecake Factory Restaurants, Inc.	85	No	Michael McBurney	01/30/2019	Follow Up
The Family Cake, LLC	81	No	Jared Urban	10/25/2019	Follow Up
The Family Cake, LLC	81	No	Jared Urban	07/08/2019	Meeting
The Family Cake, LLC	81	No	Jared Urban	06/07/2019	Meeting
The Foundry Associates	37	No	Travis Costa	12/10/2019	Follow Up
The Foundry Associates	37	No	Travis Costa	06/10/2019	Follow Up
The Grange	85	No	Brian E. Steere	05/21/2019	Follow Up
The Industrious Spirit Company, LLC	34	No	Edward J. Stenovitch	12/10/2019	Follow Up
The Industrious Spirit Company, LLC	34	No	Edward J. Stenovitch	09/16/2019	Meeting

User Inspection History  
Field's Point - 2019

Company	Category	Significant	Inspected By	Date	Inspected Type
The Industrious Spirit Company, LLC	34	No	Edward J. Stenovitch	07/18/2019	Initial Inspection
The Laundry Club	92	No	Jared Urban	03/27/2019	Follow Up
The Merit, LLC	85	No	Edward J. Stenovitch	10/11/2019	Emergency or Special Investigation
The Original Italian Bakery, Inc.	81	No	Brian E. Steere	11/04/2019	Follow Up
The Pizza Gourmet	85	No	Michael McBurney	04/23/2019	Follow Up
The Providence Center	86	No	Michael McBurney	04/23/2019	Follow Up
The Providence Center	86	No	Michael McBurney	01/17/2019	Meeting
The Providence Mint, Inc.	44	No	Alex Bisson	12/12/2019	Follow Up
The Providence Mint, Inc.	44	No	Brian E. Steere	07/01/2019	Follow Up
The River Social	85	No	Travis Costa	05/15/2019	Initial Inspection
The Sandwich Hut	85	No	Travis Costa	01/25/2019	Follow Up
The Shop on Westminster	85	No	Michael McBurney	08/29/2019	Follow Up
The Shop on Westminster	85	No	Michael McBurney	04/02/2019	Follow Up
The Small Point Cafe	85	No	Kyle C. Gannon	02/19/2019	Follow Up
The Stable	60	No	Kyle C. Gannon	02/19/2019	Follow Up
The Village, LLC	85	No	Michael McBurney	08/01/2019	Follow Up
Thomas C. Slater Compassion Center	35	No	Jared Urban	12/18/2019	Follow Up
Thomas C. Slater Compassion Center	35	No	Jared Urban	06/18/2019	Follow Up
Thomas S. Mulvey DDS LLC	71	No	Nathan P. Daggett	07/09/2019	Follow Up
Three Sisters, LLC	85	No	Travis Costa	05/13/2019	Follow Up
Tienda y Taqueria Puebla	85	No	Brian E. Steere	08/05/2019	Follow Up
Tony's Colonial Food	85	No	Brian E. Steere	10/10/2019	Follow Up
Tool Craft Inc. / Ru-Mart Inc.	41	No	Alex Bisson	12/02/2019	Follow Up
Tool Craft Inc. / Ru-Mart Inc.	41	No	Nathan P. Daggett	06/24/2019	Follow Up
Tool Time	85	No	Jared Urban	03/28/2019	Follow Up
Torg LLC	85	No	Brian E. Steere	01/08/2019	Initial Inspection
Tori Tomo	74	No	Michael McBurney	11/01/2019	Initial Inspection
Toro	85	No	Heather J. Nicholson	04/10/2019	Follow Up
Tower Manufacturing Corp.	27	No	Travis Costa	12/19/2019	Follow Up
Tower Manufacturing Corp.	27	No	Travis Costa	09/26/2019	Follow Up
Tower Manufacturing Corp.	27	No	Travis Costa	06/26/2019	Follow Up
Town Hall Laundromat	92	No	Travis Costa	07/17/2019	Follow Up
Town Laundry	92	No	Travis Costa	05/17/2019	Follow Up
Town of North Providence Mancini Center	86	No	Jared Urban	01/29/2019	Initial Inspection

User Inspection History  
Field's Point - 2019

Company	Category	Significant	Inspected By	Date	Inspected Type
Transcom RI	60	No	Kyle C. Gannon	02/20/2019	Initial Inspection
Travelers Auto Body, Inc.	97	No	Jared Urban	03/27/2019	Follow Up
Triad Pizza, Inc.	85	No	Kyle C. Gannon	11/21/2019	Follow Up
Tri-Jay Company	11	Yes	Alex Bisson	11/27/2019	Follow Up
Tri-Jay Company	11	Yes	N/A	10/03/2019	Sample
Tri-Jay Company	11	Yes	Brian E. Steere	09/25/2019	Follow Up
Tri-Jay Company	11	Yes	Nathan P. Daggett	06/04/2019	Follow Up
Tri-Jay Company	11	Yes	Edward J. Stenovitch	03/06/2019	Annual
Tri-Jay Company	11	Yes	N/A	02/12/2019	Sample
Trinity Brewhouse	85	No	Michael McBurney	01/30/2019	Follow Up
Trinity Management Co., LLC	85	No	Jared Urban	04/23/2019	Follow Up
Tropical Smoothie Cafe	74	No	Brian E. Steere	09/12/2019	Initial Inspection
Troy, LLC	71	No	Michael McBurney	01/22/2019	Follow Up
Twin's Pizza, Inc.	85	No	Brian E. Steere	05/17/2019	Follow Up
Twin's Pizza, Inc.	85	No	Brian E. Steere	03/07/2019	Follow Up
Two 88	85	No	Michael McBurney	03/06/2019	Follow Up
U.S. Postal Service - P&DC	27	No	Kyle C. Gannon	12/16/2019	Follow Up
U.S. Postal Service - P&DC	27	No	Kyle C. Gannon	06/26/2019	Follow Up
UMelt Weybosset, Inc.	85	No	Kyle C. Gannon	10/31/2019	Follow Up
UMelt Weybosset, Inc.	85	No	Kyle C. Gannon	02/19/2019	Follow Up
Unique Plating Company	11	Yes	Nathan P. Daggett	12/05/2019	Follow Up
Unique Plating Company	11	Yes	Nathan P. Daggett	09/25/2019	Follow Up
Unique Plating Company	11	Yes	Nathan P. Daggett	08/27/2019	Annual
Unique Plating Company	11	Yes	N/A	07/15/2019	Sample
Unique Plating Company	11	Yes	Nathan P. Daggett	05/30/2019	Follow Up
Unique Plating Company	11	Yes	N/A	04/03/2019	Sample
Unique Plating Company	11	Yes	Nathan P. Daggett	02/13/2019	Follow Up
Unique Plating Company	11	Yes	N/A	01/09/2019	Sample
United States Postal Service - Providence VMF	37	No	Kyle C. Gannon	12/16/2019	Follow Up
United States Postal Service - Providence VMF	37	No	Kyle C. Gannon	10/21/2019	Follow Up
United States Postal Service - Providence VMF	37	No	Kyle C. Gannon	06/26/2019	Follow Up
Univar USA, Inc.	22	Yes	Alex Bisson	12/20/2019	Follow Up
Univar USA, Inc.	22	Yes	Alex Bisson	11/07/2019	Meeting
Univar USA, Inc.	22	Yes	N/A	08/08/2019	Sample

User Inspection History  
Field's Point - 2019

Company	Category	Significant	Inspected By	Date	Inspected Type
Univar USA, Inc.	22	Yes	Edward J. Stenovitch	05/22/2019	Annual
Univar USA, Inc.	22	Yes	N/A	03/07/2019	Sample
Universal Plating Company, Inc.	11	Yes	Brian E. Steere	12/19/2019	Follow Up
Universal Plating Company, Inc.	11	Yes	N/A	10/07/2019	Sample
Universal Plating Company, Inc.	11	Yes	Brian E. Steere	09/25/2019	Follow Up
Universal Plating Company, Inc.	11	Yes	Brian E. Steere	06/11/2019	Follow Up
Universal Plating Company, Inc.	11	Yes	Brian E. Steere	04/18/2019	Follow Up
Universal Plating Company, Inc.	11	Yes	Brian E. Steere	03/28/2019	Annual
Universal Plating Company, Inc.	11	Yes	N/A	02/26/2019	Sample
Universal Plating Company, Inc.	11	Yes	Brian E. Steere	02/26/2019	Follow Up
Uno Of Providence, Inc.	85	No	Michael McBurney	01/30/2019	Follow Up
Uptown Auto Spa	74	No	Kyle C. Gannon	08/14/2019	Follow Up
Urban Greens	82	No	Jared Urban	05/30/2019	Follow Up
Urban Greens	82	No	Jared Urban	01/16/2019	Initial Inspection
Vaseleo's	85	No	Brian E. Steere	06/04/2019	Initial Inspection
VAZ Construction, LLC	74	No	Jared Urban	12/19/2019	Initial Inspection
Venda Ravioli - DePasquale	85	No	Brian E. Steere	10/10/2019	Follow Up
Venda Ravioli - Royal Little Drive	81	No	Brian E. Steere	10/10/2019	Follow Up
Venda Ravioli Inc. - 271 Atwells Avenue	85	No	Brian E. Steere	10/10/2019	Follow Up
Villa Italian Kitchen	85	No	Brian E. Steere	01/30/2019	Follow Up
Vivi Bubble Tea, Inc.	85	No	Brian E. Steere	08/27/2019	Initial Inspection
Walach Enterprises Providence, LLC	85	No	Jared Urban	09/26/2019	Follow Up
Walsh's Auto Body and Sales, Inc.	97	No	Heather J. Nicholson	02/06/2019	Follow Up
Warren Jagger Photography, Inc.	60	No	Michael McBurney	04/02/2019	Follow Up
Washington Park Area II	78	No	Jared Urban	12/06/2019	Mill Complex / Industrial Area
Washington Park Area II	78	No	Edward J. Stenovitch	12/06/2019	Mill Complex / Industrial Area
Waterfire Providence	97	No	Travis Costa	03/26/2019	Follow Up
Waterman Laundromat	92	No	Jared Urban	02/26/2019	Follow Up
Wendy's International, Inc. (Manton)	85	No	Kyle C. Gannon	07/29/2019	Follow Up
West Exchange Street	78	No	Kyle C. Gannon	10/10/2019	Mill Complex / Industrial Area
West Exchange Street	78	No	Brian E. Steere	10/10/2019	Mill Complex / Industrial Area
West Fountain, LLC	85	No	Jared Urban	03/28/2019	Follow Up
West River Endoscopy	95	No	Edward J. Stenovitch	04/29/2019	Initial Inspection
West Side Diner	85	No	Michael McBurney	02/26/2019	Follow Up

User Inspection History  
Field's Point - 2019

Company	Category	Significant	Inspected By	Date	Inspected Type
Weybosset Hotel LLC	86	No	Jared Urban	03/27/2019	Follow Up
Whisk, LLC	85	No	Michael McBurney	02/19/2019	Follow Up
Whole Foods Market, Inc.	82	No	Michael McBurney	09/17/2019	Follow Up
Wicked Fresh Cafe	85	No	Michael McBurney	06/18/2019	Follow Up
Wine & Cheese	85	No	Kyle C. Gannon	11/21/2019	Follow Up
Wings on 5	74	No	Brian E. Steere	09/12/2019	Follow Up
Wings on 5	74	No	Brian E. Steere	03/21/2019	Follow Up
WM Smith Street, LLC	71	No	Travis Costa	08/20/2019	Follow Up
WM Smith Street, LLC	71	No	Travis Costa	03/18/2019	Initial Inspection
Wong's Kitchen	85	No	Jared Urban	11/21/2019	Follow Up
Woonasquatucket Avenue	78	No	Nathan P. Daggett	11/05/2019	Mill Complex / Industrial Area
Woonasquatucket Avenue	78	No	Anthony Crocenzi	11/05/2019	Mill Complex / Industrial Area
Wray's Investment LLC	74	No	Travis Costa	09/26/2019	Initial Inspection
WVCB	41	No	Edward J. Stenovitch	12/10/2019	Follow Up
WVCB	41	No	Edward J. Stenovitch	06/03/2019	Follow Up
Xeros Inc.	71	No	Nathan P. Daggett	06/25/2019	Follow Up
Ximedica	49	No	Alex Bisson	12/17/2019	Follow Up
Ximedica	49	No	Nathan P. Daggett	06/25/2019	Follow Up
Y Noodle, LLC	74	No	Travis Costa	08/22/2019	Meeting
Yang's Restaurant	85	No	Brian E. Steere	12/17/2019	Follow Up
YOUTHBUILD	60	No	Kyle C. Gannon	02/20/2019	Follow Up
Zale Hospitality, Inc.	85	No	Michael McBurney	04/23/2019	Follow Up
Zona Lounge	85	No	Jared Urban	09/25/2019	Follow Up
Zumstein Family Dentistry	71	No	Kyle C. Gannon	08/26/2019	Follow Up

***USER INSPECTION HISTORY***

***BUCKLIN POINT***

User Inspection History  
Bucklin Point - 2019

Company	Category	Significant	Inspected By	Date	Inspected Type
100 Chambers Street Operations, LLC	86	No	Jared Urban	04/25/2019	Follow Up
1537 Corporation	85	No	Kyle C. Gannon	04/25/2019	Follow Up
181 Conant Street	78	No	Brian E. Steere	12/09/2019	Mill Complex / Industrial Area
181 Conant Street	78	No	Travis Costa	12/09/2019	Mill Complex / Industrial Area
181 Conant Street	78	No	Michael McBurney	12/09/2019	Mill Complex / Industrial Area
3 Flags Bakery	81	No	Brian E. Steere	06/18/2019	Follow Up
417 Roosevelt Avenue	78	No	Michael McBurney	02/19/2019	Mill Complex / Industrial Area
417 Roosevelt Avenue	78	No	Nathan P. Daggett	02/19/2019	Mill Complex / Industrial Area
560 Mineral Spring Avenue	78	No	Brian E. Steere	04/05/2019	Mill Complex / Industrial Area
560 Mineral Spring Avenue	78	No	Nathan P. Daggett	04/05/2019	Mill Complex / Industrial Area
7-Eleven Inc.	85	No	Jared Urban	04/11/2019	Initial Inspection
80 Fountain Street	78	No	Jared Urban	01/15/2019	Mill Complex / Industrial Area
80 Fountain Street	78	No	Travis Costa	01/15/2019	Mill Complex / Industrial Area
9W Halo OpCo L.P.	25	Yes	Brian E. Steere	12/17/2019	Annual
9W Halo OpCo L.P.	25	Yes	N/A	11/05/2019	Sample
9W Halo OpCo L.P.	25	Yes	Brian E. Steere	10/01/2019	Follow Up
9W Halo OpCo L.P.	25	Yes	Brian E. Steere	07/03/2019	Follow Up
9W Halo OpCo L.P.	25	Yes	N/A	04/30/2019	Sample
9W Halo OpCo L.P.	25	Yes	Brian E. Steere	03/14/2019	Follow Up
A.E.E. Inc.	85	No	Michael McBurney	10/30/2019	Follow Up
ACS Industries, Inc.	35	No	Edward J. Stenovitch	12/20/2019	Follow Up
ACS Industries, Inc.	35	No	Edward J. Stenovitch	06/04/2019	Follow Up
APBVP, Inc.	85	No	Jared Urban	11/27/2019	Follow Up
ARA-Rhode Island Dialysis, LLC.	95	No	Edward J. Stenovitch	01/16/2019	Follow Up
ARJK, Inc.	85	No	Jared Urban	05/06/2019	Meeting
ARJK, Inc.	85	No	Jared Urban	04/16/2019	Follow Up
Accent Plating Company	11	Yes	Nathan P. Daggett	12/11/2019	Follow Up
Accent Plating Company	11	Yes	N/A	10/10/2019	Sample
Accent Plating Company	11	Yes	Nathan P. Daggett	05/28/2019	Annual
Accent Plating Company	11	Yes	N/A	05/02/2019	Sample
Accent Plating Company	11	Yes	Nathan P. Daggett	03/13/2019	Follow Up
Accent Plating Company	11	Yes	N/A	02/26/2019	Sample
Accu-Care Supply	27	No	Travis Costa	12/18/2019	Follow Up
Accu-Care Supply	27	No	Travis Costa	06/21/2019	Follow Up

User Inspection History  
Bucklin Point - 2019

Company	Category	Significant	Inspected By	Date	Inspected Type
Accu-Care Supply	27	No	Travis Costa	04/29/2019	Follow Up
Agar Machining & Welding, Inc.	42	No	Alex Bisson	12/10/2019	Follow Up
Agar Machining & Welding, Inc.	42	No	Nathan P. Daggett	06/26/2019	Follow Up
Ahmad Pizza, LLC	85	No	Jared Urban	07/30/2019	Follow Up
Air Filtration Systems	42	No	Edward J. Stenovitch	12/02/2019	Follow Up
Air Filtration Systems	42	No	Edward J. Stenovitch	06/12/2019	Follow Up
Air Filtration Systems	42	No	Edward J. Stenovitch	01/16/2019	Follow Up
Aladdin Club	85	No	Kyle C. Gannon	10/31/2019	Follow Up
All Star Pizza	71	No	Jared Urban	05/21/2019	Follow Up
Alves and Sons Bakery	81	No	Heather J. Nicholson	02/07/2019	Follow Up
Amanda's Kitchen	85	No	Jared Urban	03/27/2019	Follow Up
Amica Mutual Insurance Co. - 10	53	No	Kyle C. Gannon	12/10/2019	Follow Up
Amica Mutual Insurance Co. - 10	53	No	Kyle C. Gannon	06/25/2019	Follow Up
Amica Mutual Insurance Co. - 25	37	No	Kyle C. Gannon	12/10/2019	Follow Up
Amica Mutual Insurance Co. - 25	37	No	Kyle C. Gannon	06/25/2019	Follow Up
Amica Mutual Insurance Co. - 50	53	No	Kyle C. Gannon	12/10/2019	Follow Up
Amica Mutual Insurance Co. - 50	53	No	Kyle C. Gannon	06/25/2019	Follow Up
Amica Mutual Insurance Co.-100	86	No	Kyle C. Gannon	06/25/2019	Follow Up
Andrew's Bistro	85	No	Heather J. Nicholson	04/23/2019	Follow Up
Angelo's Pizza, Inc.	85	No	Jared Urban	04/25/2019	Follow Up
Anjos Enterprises, Inc.	92	No	Michael McBurney	10/08/2019	Follow Up
Apna Bazar, LLC	85	No	Travis Costa	03/21/2019	Follow Up
Apple Valley Kenco, Inc.	85	No	Jared Urban	10/30/2019	Follow Up
Arigna Irish Pub & Coal Fire Pizza	85	No	Travis Costa	01/22/2019	Follow Up
Armando & Sons Meat Market	82	No	Michael McBurney	12/31/2019	Follow Up
Armistice Pizzeria LLC	85	No	Jared Urban	07/18/2019	Follow Up
ArtVac Corporation	51	No	Travis Costa	12/02/2019	Follow Up
ArtVac Corporation	51	No	Travis Costa	09/18/2019	Follow Up
ArtVac Corporation	51	No	Travis Costa	06/11/2019	Follow Up
ArtVac Corporation	51	No	Travis Costa	03/12/2019	Follow Up
Artisan Millwork, LLC	60	No	Jared Urban	03/11/2019	Initial Inspection
Asia Restaurants, Inc.	85	No	Brian E. Steere	11/25/2019	Follow Up
Asian Garden Chinese Take Out Restaurant	85	No	Michael McBurney	05/01/2019	Follow Up
Aspen Aerogels Rhode Island, LLC	27	Yes	Nathan P. Daggett	11/29/2019	Follow Up



User Inspection History  
Bucklin Point - 2019

Company	Category	Significant	Inspected By	Date	Inspected Type
Aspen Aerogels Rhode Island, LLC	27	Yes	N/A	09/23/2019	Sample
Aspen Aerogels Rhode Island, LLC	27	Yes	N/A	08/08/2019	Sample
Aspen Aerogels Rhode Island, LLC	27	Yes	Nathan P. Daggett	05/29/2019	Annual
Aspen Aerogels Rhode Island, LLC	27	Yes	Nathan P. Daggett	04/17/2019	Emergency or Special Investigation
Aspen Aerogels Rhode Island, LLC	27	Yes	Nathan P. Daggett	04/16/2019	Emergency or Special Investigation
Aspen Aerogels Rhode Island, LLC	27	Yes	Nathan P. Daggett	03/18/2019	Follow Up
Aspen Aerogels Rhode Island, LLC	27	Yes	N/A	03/12/2019	Sample
Auto Parts Group Southwest LLC	42	No	Nathan P. Daggett	11/15/2019	Follow Up
Auto Parts Group Southwest LLC	42	No	Nathan P. Daggett	05/15/2019	Follow Up
B & L Plastics, Inc.	46	No	Kyle C. Gannon	12/18/2019	Follow Up
B & L Plastics, Inc.	46	No	Kyle C. Gannon	07/15/2019	Follow Up
B & L Plastics, Inc.	46	No	Kyle C. Gannon	06/19/2019	Follow Up
BLP Inc.	85	No	Michael McBurney	07/22/2019	Follow Up
BTP LLC	81	No	Kyle C. Gannon	02/14/2019	Follow Up
BTP LLC	81	No	Kyle C. Gannon	01/29/2019	Follow Up
BTP LLC (Newman Ave)	85	No	Kyle C. Gannon	01/29/2019	Initial Inspection
Bachini's Bakery	81	No	Brian E. Steere	04/15/2019	Follow Up
Baja's Mexican Grill	85	No	Brian E. Steere	03/27/2019	Initial Inspection
Bandidos Mexican Restaurant	71	No	Kyle C. Gannon	03/26/2019	Initial Inspection
Bayer	60	No	Nathan P. Daggett	09/17/2019	Initial Inspection
Benjamin III, Inc.	85	No	Kyle C. Gannon	10/28/2019	Follow Up
Bernardo Manufacturing	21	No	Alex Bisson	12/10/2019	Follow Up
Bernardo Manufacturing	21	No	Jared Urban	06/27/2019	Follow Up
Best Eastern Chinese Restaurant	85	No	Michael McBurney	10/30/2019	Follow Up
Blackstone Donuts, Inc.	85	No	Brian E. Steere	10/02/2019	Follow Up
Blackstone Valley Community Health	94	No	Jared Urban	07/02/2019	Follow Up
Blackstone Valley Community Healthcare	94	No	Jared Urban	07/02/2019	Initial Inspection
Blackstone Valley Foot & Ankle	60	No	Nathan P. Daggett	05/13/2019	Follow Up
Blackstone Valley Place Industrial Area	78	No	Jared Urban	02/14/2019	Mill Complex / Industrial Area
Blackstone Valley Place Industrial Area	78	No	Nathan P. Daggett	02/14/2019	Mill Complex / Industrial Area
Bliss Manufacturing Co., Inc.	11	Yes	Travis Costa	11/20/2019	Annual
Bliss Manufacturing Co., Inc.	11	Yes	Travis Costa	09/17/2019	Follow Up
Bliss Manufacturing Co., Inc.	11	Yes	N/A	09/12/2019	Sample
Bliss Manufacturing Co., Inc.	11	Yes	Travis Costa	06/19/2019	Follow Up

User Inspection History  
Bucklin Point - 2019

Company	Category	Significant	Inspected By	Date	Inspected Type
Bliss Manufacturing Co., Inc.	11	Yes	Travis Costa	04/22/2019	Follow Up
Bliss Manufacturing Co., Inc.	11	Yes	N/A	01/28/2019	Sample
Blue Line Septic, LLC	80	No	Kyle C. Gannon	11/25/2019	Follow Up
Boot Black	34	No	Brian E. Steere	12/19/2019	Follow Up
Boot Black	34	No	Brian E. Steere	04/05/2019	Initial Inspection
Boys and Girls Club of Pawtucket	86	No	Heather J. Nicholson	05/06/2019	Initial Inspection
Brandt Hospitality	74	No	Brian E. Steere	09/04/2019	Initial Inspection
Brava Restaurant & Bar, Inc.	85	No	Kyle C. Gannon	08/26/2019	Follow Up
Brava Restaurant & Bar, Inc.	85	No	Kyle C. Gannon	02/14/2019	Follow Up
Brava Restaurant & Bar, Inc.	85	No	Kyle C. Gannon	01/29/2019	Follow Up
Breakneck Food Corp.	85	No	Travis Costa	05/08/2019	Follow Up
Brinker International, Inc.	74	No	Kyle C. Gannon	08/08/2019	Follow Up
Broadway Diner	85	No	Brian E. Steere	03/27/2019	Follow Up
Bubble Room Car Wash, Inc.	97	No	Heather J. Nicholson	03/07/2019	Follow Up
Bucklin Point Treatment Plant	0	No	Kerry M. Britt	09/30/2019	Annual
Bucklin Point Treatment Plant	0	No	Kerry M. Britt	06/13/2019	Follow Up
Buford's Family Restaurant	85	No	Brian E. Steere	10/01/2019	Follow Up
Bullard Abrasives Inc	42	No	Alex Bisson	12/13/2019	Follow Up
Bullard Abrasives Inc	42	No	Nathan P. Daggett	06/13/2019	Follow Up
Burger King	74	No	Brian E. Steere	11/01/2019	Initial Inspection
Burger King - Cedar Street	85	No	Heather J. Nicholson	01/17/2019	Follow Up
CAMRAC, LLC	37	No	Nathan P. Daggett	11/27/2019	Follow Up
CAMRAC, LLC	37	No	Nathan P. Daggett	07/02/2019	Follow Up
CJ's Auto Service	60	No	Edward J. Stenovitch	11/14/2019	Initial Inspection
CRMG Lincoln, Inc.	85	No	Jared Urban	02/14/2019	Initial Inspection
CRYSTAL STAMPING CORP.	60	No	Kyle C. Gannon	03/07/2019	Follow Up
CW Lanes and Games	85	No	Kyle C. Gannon	05/28/2019	Follow Up
CW Lanes and Games	85	No	Kyle C. Gannon	03/25/2019	Follow Up
Cafe Colombia	74	No	Kyle C. Gannon	03/26/2019	Follow Up
Cala Fruit Distributors, Inc.	71	No	Michael McBurney	12/31/2019	Follow Up
Care New England Health System	52	No	Brian E. Steere	07/02/2019	Follow Up
Carlisle Hardcast, LLC	42	No	Brian E. Steere	12/17/2019	Follow Up
Carr's Collision Center & Auto Sales	60	No	Edward J. Stenovitch	05/15/2019	Follow Up
Catanzaros Food Products, Inc.	81	No	Michael McBurney	10/30/2019	Follow Up

User Inspection History  
Bucklin Point - 2019

Company	Category	Significant	Inspected By	Date	Inspected Type
Central Auto Radiator, Inc.	59	No	Michael McBurney	12/16/2019	Follow Up
Central Auto Radiator, Inc.	59	No	Michael McBurney	06/19/2019	Follow Up
Central Falls Provision Co.	81	No	Michael McBurney	02/25/2019	Follow Up
Charles Coelho Funeral Home	96	No	Michael McBurney	02/25/2019	Follow Up
Charles M. Cavicchio, DPM	60	No	Michael McBurney	09/24/2019	Follow Up
Chelo's Restaurant	85	No	Jared Urban	10/30/2019	Follow Up
Chemart Company	11	Yes	Edward J. Stenovitch	12/19/2019	Follow Up
Chemart Company	11	Yes	N/A	10/10/2019	Sample
Chemart Company	11	Yes	Edward J. Stenovitch	08/29/2019	Follow Up
Chemart Company	11	Yes	Edward J. Stenovitch	06/04/2019	Annual
Chemart Company	11	Yes	N/A	03/05/2019	Sample
Chemart Company	11	Yes	Edward J. Stenovitch	02/27/2019	Follow Up
Chi Foods, LLC	81	No	Brian E. Steere	04/05/2019	Follow Up
Chipotle	85	No	Brian E. Steere	11/25/2019	Follow Up
Cinemaworld	85	No	Brian E. Steere	11/25/2019	Follow Up
Cintas Corporation	25	Yes	Edward J. Stenovitch	12/05/2019	Follow Up
Cintas Corporation	25	Yes	N/A	11/04/2019	Sample
Cintas Corporation	25	Yes	Edward J. Stenovitch	08/22/2019	Follow Up
Cintas Corporation	25	Yes	Edward J. Stenovitch	06/19/2019	Follow Up
Cintas Corporation	25	Yes	N/A	04/29/2019	Sample
Cintas Corporation	25	Yes	Edward J. Stenovitch	01/30/2019	Annual
City of Pawtucket - Public Works	37	No	Travis Costa	12/18/2019	Follow Up
City of Pawtucket - Public Works	37	No	Travis Costa	06/06/2019	Follow Up
Cityline Laundry	92	No	Jared Urban	03/27/2019	Follow Up
Classsick Custom	99	No	Brian E. Steere	12/09/2019	Follow Up
Coastal Collision & Towing, Inc.	71	No	Brian E. Steere	08/14/2019	Follow Up
Coastal Collision & Towing, Inc.	71	No	Brian E. Steere	07/18/2019	Follow Up
Coastal Collision & Towing, Inc.	71	No	Brian E. Steere	06/11/2019	Follow Up
Coin-OP	92	No	Travis Costa	07/16/2019	Follow Up
Coin-OP	92	No	Travis Costa	03/26/2019	Follow Up
Colbea Enterprises LLC	97	No	Brian E. Steere	03/18/2019	Follow Up
Commercial Painting, Inc.	60	No	Jared Urban	03/13/2019	Follow Up
Compassionate Care Veterinary Clinic	99	No	Michael McBurney	07/22/2019	Follow Up
Conopco, Inc. (Site #1)	40	No	Travis Costa	12/02/2019	Follow Up

User Inspection History  
Bucklin Point - 2019

Company	Category	Significant	Inspected By	Date	Inspected Type
Conopco, Inc. (Site #1)	40	No	Travis Costa	10/23/2019	Follow Up
Conopco, Inc. (Site #1)	40	No	N/A	10/02/2019	Sample
Conopco, Inc. (Site #1)	40	No	Travis Costa	06/04/2019	Follow Up
Conopco, Inc. (Site #1)	40	No	N/A	03/26/2019	Sample
Conrad-Jarvis Corp.	42	No	Brian E. Steere	12/09/2019	Follow Up
Conrad-Jarvis Corp.	42	No	Brian E. Steere	06/26/2019	Follow Up
Continental Plastics & Packaging	35	No	Alex Bisson	12/13/2019	Follow Up
Continental Plastics & Packaging	35	No	Edward J. Stenovitch	06/24/2019	Follow Up
Cooley, Incorporated	53	No	Travis Costa	12/16/2019	Follow Up
Cooley, Incorporated	53	No	Travis Costa	06/19/2019	Follow Up
Costa del Sol Restaurant	85	No	Michael McBurney	02/25/2019	Follow Up
Cottage Street Donuts	85	No	Kyle C. Gannon	07/25/2019	Follow Up
Coty Beauty	60	No	Nathan P. Daggett	09/17/2019	Initial Inspection
Crazy Pizza	74	No	Michael McBurney	07/22/2019	Initial Inspection
Creative Impressions by Jeanne's	60	No	Kyle C. Gannon	05/23/2019	Follow Up
Creative Stone Countertops Inc.	42	No	Michael McBurney	12/16/2019	Follow Up
Creative Stone Countertops Inc.	42	No	Michael McBurney	06/19/2019	Follow Up
Crest Manufacturing Company	52	No	Michael McBurney	12/16/2019	Follow Up
Crooked Current Brewery	89	No	Brian E. Steere	04/22/2019	Follow Up
Crugnale Bakery	85	No	Michael McBurney	07/22/2019	Follow Up
Cumberland Farms	85	No	Michael McBurney	08/06/2019	Follow Up
Cumberland Farms	85	No	Brian E. Steere	02/14/2019	Follow Up
Cumberland House of Pizza	85	No	Kyle C. Gannon	09/19/2019	Follow Up
D.J. Providence Co., LLC	85	No	Jared Urban	05/21/2019	Follow Up
Daiohs U.S.A. Inc.	89	No	Jared Urban	03/13/2019	Follow Up
Darlington Assisted Living Center	86	No	Jared Urban	01/03/2019	Follow Up
Darlington Mortuary of L. Heroux & Son,	96	No	Michael McBurney	03/27/2019	Follow Up
Dave's Marketplace	82	No	Michael McBurney	03/20/2019	Follow Up
Davenport Restaurant	85	No	Michael McBurney	07/22/2019	Follow Up
Davenport's Bar & Grille	85	No	Brian E. Steere	02/21/2019	Follow Up
David London and Company	35	No	Kyle C. Gannon	12/23/2019	Follow Up
David London and Company	35	No	Kyle C. Gannon	06/25/2019	Follow Up
Denison Acquisition Company, LLC	14	Yes	Edward J. Stenovitch	12/19/2019	Follow Up
Denison Acquisition Company, LLC	14	Yes	Edward J. Stenovitch	08/06/2019	Annual

User Inspection History  
Bucklin Point - 2019

Company	Category	Significant	Inspected By	Date	Inspected Type
Denison Acquisition Company, LLC	14	Yes	N/A	07/30/2019	Sample
Denison Acquisition Company, LLC	14	Yes	Edward J. Stenovitch	06/04/2019	Follow Up
Denison Acquisition Company, LLC	14	Yes	N/A	02/27/2019	Sample
Denison Acquisition Company, LLC	14	Yes	Edward J. Stenovitch	02/27/2019	Follow Up
Dental Group of Pawtucket	94	No	Brian E. Steere	04/25/2019	Follow Up
Dexter Car Wash, Inc.	97	No	Michael McBurney	12/31/2019	Follow Up
Dexter Car Wash, Inc.	97	No	Michael McBurney	01/09/2019	Follow Up
Dexter Laundromat, Inc.	92	No	Michael McBurney	12/31/2019	Follow Up
Dexter Laundromat, Inc.	92	No	Michael McBurney	01/09/2019	Follow Up
Dexter Street South Laundry Corp.	92	No	Travis Costa	04/16/2019	Follow Up
Diene Group LLC	85	No	Jared Urban	04/11/2019	Follow Up
Dimitri Ganim, DDS	94	No	Michael McBurney	03/27/2019	Follow Up
Don's Lunch	85	No	Heather J. Nicholson	02/07/2019	Follow Up
Downtown Pawtucket West	78	No	Brian E. Steere	05/08/2019	Mill Complex / Industrial Area
Downtown Pawtucket West	78	No	Edward J. Stenovitch	05/08/2019	Mill Complex / Industrial Area
Drs. Ward and Vaudry	94	No	Edward J. Stenovitch	01/22/2019	Follow Up
Dufficy Enterprises, Inc.	85	No	Jared Urban	03/28/2019	Follow Up
Dunkin Donuts - Cumberland	85	No	Heather J. Nicholson	04/11/2019	Follow Up
Dunkin Donuts - Taunton Ave.	85	No	Jared Urban	11/14/2019	Follow Up
Dunkin Donuts-Broad Street	85	No	Brian E. Steere	05/15/2019	Follow Up
Dunkin Donuts-Broad Street	85	No	Brian E. Steere	03/26/2019	Follow Up
Dunkin Donuts-George Washington Highway	85	No	Michael McBurney	07/30/2019	Follow Up
Dunnell Lane	78	No	Kyle C. Gannon	03/07/2019	Mill Complex / Industrial Area
Dunnell Lane	78	No	Jared Urban	03/07/2019	Mill Complex / Industrial Area
Dunnell Lane	78	No	Heather J. Nicholson	03/07/2019	Mill Complex / Industrial Area
Dunnell Lane	78	No	Jared Urban	02/01/2019	Mill Complex / Industrial Area
Dunnell Lane	78	No	Kyle C. Gannon	02/01/2019	Mill Complex / Industrial Area
Dwaraka Foods LLC	85	No	Heather J. Nicholson	04/23/2019	Follow Up
Dynamic Packaging LLC	74	No	Anthony R. Erricola	01/10/2019	Initial Inspection
E & T Bella Pasta	85	No	Jared Urban	10/31/2019	Follow Up
ELKA Restaurant, Inc.	85	No	Jared Urban	09/18/2019	Follow Up
East Providence Fire Station #3	97	No	Michael McBurney	03/27/2019	Follow Up
Eastern Design, Inc	60	No	Kyle C. Gannon	05/23/2019	Follow Up
Eaton Corporation	11	Yes	Alex Bisson	12/16/2019	Follow Up

User Inspection History  
Bucklin Point - 2019

Company	Category	Significant	Inspected By	Date	Inspected Type
Eaton Corporation	11	Yes	Edward J. Stenovitch	07/24/2019	Annual
Eaton Corporation	11	Yes	Nathan P. Daggett	06/28/2019	Follow Up
Eaton Corporation	11	Yes	N/A	06/11/2019	Sample
Eaton Corporation	11	Yes	N/A	02/21/2019	Sample
Echo Septic Services LLC	80	No	Kyle C. Gannon	11/25/2019	Follow Up
Ecological Fibers, Inc.	24	Yes	Travis Costa	11/26/2019	Annual
Ecological Fibers, Inc.	24	Yes	N/A	11/07/2019	Sample
Ecological Fibers, Inc.	24	Yes	Travis Costa	09/17/2019	Follow Up
Ecological Fibers, Inc.	24	Yes	N/A	07/25/2019	Sample
Ecological Fibers, Inc.	24	Yes	Travis Costa	06/06/2019	Follow Up
Ecological Fibers, Inc.	24	Yes	Travis Costa	04/22/2019	Follow Up
Ecological Fibers, Inc.	24	Yes	N/A	01/16/2019	Sample
Eglantina Kica, D.M.D.	94	No	Edward J. Stenovitch	01/16/2019	Follow Up
El Charro	85	No	Brian E. Steere	02/22/2019	Initial Inspection
El Paso	74	No	Brian E. Steere	06/04/2019	Initial Inspection
El Salvador Bakery	81	No	Anthony Crocenzi	10/08/2019	Initial Inspection
El Salvadoreno Restaurant, Inc.	85	No	Jared Urban	05/21/2019	Follow Up
El Sitio Bar & Lounge	71	No	Jared Urban	01/23/2019	Follow Up
Emery Realty Inc./Fountain Street Grille	85	No	Kyle C. Gannon	10/11/2019	Follow Up
F1 Auto Body	60	No	Brian E. Steere	07/26/2019	Initial Inspection
FGX International	59	No	Alex Bisson	12/13/2019	Follow Up
FGX International	59	No	Brian E. Steere	07/03/2019	Follow Up
FabCity Cigar Lounge, Inc.	85	No	Jared Urban	12/06/2019	Follow Up
FabCity Cigar Lounge, Inc.	85	No	Jared Urban	09/17/2019	Initial Inspection
Family Dental Center	72	No	Heather J. Nicholson	01/11/2019	Follow Up
Farm Fresh RI	85	No	Heather J. Nicholson	01/17/2019	Follow Up
Finlay Extracts & Ingredients USA, Inc.	34	No	Travis Costa	12/02/2019	Follow Up
Finlay Extracts & Ingredients USA, Inc.	34	No	N/A	10/30/2019	Sample
Finlay Extracts & Ingredients USA, Inc.	34	No	Travis Costa	06/11/2019	Follow Up
Finlay Extracts & Ingredients USA, Inc.	34	No	N/A	04/16/2019	Sample
Flor Di Brava	81	No	Kyle C. Gannon	10/31/2019	Follow Up
Flor Di Brava	81	No	Kyle C. Gannon	02/14/2019	Follow Up
Foolproof Brewing Co., LLC	89	No	Kyle C. Gannon	11/20/2019	Follow Up
Foolproof Brewing Co., LLC	89	No	Kyle C. Gannon	11/05/2019	Follow Up

User Inspection History  
Bucklin Point - 2019

Company	Category	Significant	Inspected By	Date	Inspected Type
Fortune House	85	No	Jared Urban	04/25/2019	Follow Up
Francesca's Restaurant, Inc.	85	No	Jared Urban	11/27/2019	Follow Up
Frank Lizotte's Glass Co., Inc.	42	No	Alex Bisson	12/16/2019	Follow Up
Frank Lizotte's Glass Co., Inc.	42	No	Jared Urban	06/26/2019	Follow Up
Freeway Laundry II	92	No	Travis Costa	02/27/2019	Follow Up
Freeway Laundry IV	92	No	Edward J. Stenovitch	01/16/2019	Follow Up
Fuller Packaging, Inc.	52	No	Brian E. Steere	12/18/2019	Follow Up
Fuller Packaging, Inc.	52	No	Brian E. Steere	06/18/2019	Follow Up
Fully Rooted Juicery	34	No	Brian E. Steere	11/14/2019	Follow Up
Fully Rooted Juicery	34	No	Brian E. Steere	04/23/2019	Follow Up
G.B. Donuts of RI Inc.	85	No	Travis Costa	08/15/2019	Follow Up
G.B. Donuts of RI Inc.	85	No	Michael McBurney	03/20/2019	Follow Up
Galito's Restaurant	85	No	Michael McBurney	02/07/2019	Follow Up
Garden Meat Market, LLC	81	No	Jared Urban	12/16/2019	Follow Up
Garden Meat Market, LLC	81	No	Jared Urban	09/27/2019	Follow Up
Garden Meat Market, LLC	81	No	Jared Urban	06/18/2019	Follow Up
Garfield Social Club	85	No	Michael McBurney	02/25/2019	Follow Up
Garrity Pub & Restaurant	85	No	Brian E. Steere	04/25/2019	Follow Up
General Cable Industries, LLC	27	Yes	Alex Bisson	12/13/2019	Follow Up
General Cable Industries, LLC	27	Yes	N/A	09/17/2019	Sample
General Cable Industries, LLC	27	Yes	Edward J. Stenovitch	06/24/2019	Follow Up
General Cable Industries, LLC	27	Yes	N/A	01/29/2019	Sample
General Cable Industries, LLC	27	Yes	Anthony R. Erricola	01/29/2019	Annual
Generations	86	No	Brian E. Steere	11/25/2019	Follow Up
Geneva Apartments, LP	86	No	Jared Urban	12/16/2019	Follow Up
Geneva Apartments, LP	86	No	Jared Urban	01/30/2019	Follow Up
George Washington Highway	78	No	Brian E. Steere	03/26/2019	Mill Complex / Industrial Area
George Washington Highway	78	No	Kyle C. Gannon	03/26/2019	Mill Complex / Industrial Area
Gerard A. Belhumeur, DDS	94	No	Travis Costa	05/22/2019	Follow Up
Godfrey & Wing, Inc.	27	Yes	Travis Costa	11/14/2019	Annual
Godfrey & Wing, Inc.	27	Yes	Travis Costa	10/29/2019	Follow Up
Godfrey & Wing, Inc.	27	Yes	N/A	08/07/2019	Sample
Godfrey & Wing, Inc.	27	Yes	Travis Costa	06/21/2019	Follow Up
Godfrey & Wing, Inc.	27	Yes	N/A	04/30/2019	Sample

User Inspection History  
Bucklin Point - 2019

Company	Category	Significant	Inspected By	Date	Inspected Type
Godfrey & Wing, Inc.	27	Yes	Travis Costa	04/29/2019	Follow Up
Greystone of Lincoln, Inc.	42	No	Alex Bisson	12/13/2019	Follow Up
Greystone of Lincoln, Inc.	42	No	Nathan P. Daggett	06/13/2019	Follow Up
Gripnail Corporation	71	No	Brian E. Steere	06/26/2019	Follow Up
HM Vincent, DMD, LLC	94	No	Travis Costa	05/22/2019	Follow Up
HP Services, Inc.	11	Yes	Travis Costa	12/09/2019	Follow Up
HP Services, Inc.	11	Yes	N/A	10/02/2019	Sample
HP Services, Inc.	11	Yes	Travis Costa	07/18/2019	Annual
HP Services, Inc.	11	Yes	Travis Costa	06/12/2019	Follow Up
HP Services, Inc.	11	Yes	N/A	02/28/2019	Sample
HP Services, Inc.	11	Yes	Travis Costa	02/14/2019	Follow Up
Harris Industries, Inc.	42	No	Travis Costa	12/09/2019	Follow Up
Harris Industries, Inc.	42	No	Travis Costa	06/17/2019	Follow Up
Harris Industries, Inc.	42	No	Travis Costa	05/15/2019	Follow Up
Harry's Bar and Burger	74	No	Brian E. Steere	05/23/2019	Follow Up
Hartley's Pork Pies	81	No	Brian E. Steere	07/25/2019	Follow Up
Hasbro, Inc.	27	No	Travis Costa	12/18/2019	Follow Up
Hasbro, Inc.	27	No	Travis Costa	06/06/2019	Follow Up
Highland Corporate Drive	78	No	Nathan P. Daggett	09/17/2019	Mill Complex / Industrial Area
Highland Corporate Drive	78	No	Edward J. Stenovitch	09/17/2019	Mill Complex / Industrial Area
Hindley Manufacturing Company	21	No	Travis Costa	12/06/2019	Follow Up
Hindley Manufacturing Company	21	No	Travis Costa	06/11/2019	Follow Up
Homestead Baking Company	81	No	Michael McBurney	03/27/2019	Follow Up
Honey Dew Donuts (Newport Avenue)	71	No	Kyle C. Gannon	04/25/2019	Follow Up
Hope Buffinton Packaging Group, LLC	59	No	Anthony Crocenzi	12/12/2019	Follow Up
Hope Buffinton Packaging Group, LLC	59	No	Brian E. Steere	06/26/2019	Follow Up
Hope Global	23	No	Travis Costa	12/02/2019	Follow Up
Hope Global	23	No	Travis Costa	10/23/2019	Follow Up
Hope Global	23	No	Travis Costa	06/12/2019	Follow Up
Hope Global	23	No	Travis Costa	02/14/2019	Follow Up
Hope Springs Eternal LLC	85	No	Michael McBurney	09/17/2019	Follow Up
Hord Crystal Corporation	11	Yes	Travis Costa	12/18/2019	Follow Up
Hord Crystal Corporation	11	Yes	N/A	09/17/2019	Sample
Hord Crystal Corporation	11	Yes	Travis Costa	09/17/2019	Follow Up



User Inspection History  
Bucklin Point - 2019

Company	Category	Significant	Inspected By	Date	Inspected Type
Hord Crystal Corporation	11	Yes	Travis Costa	08/01/2019	Follow Up
Hord Crystal Corporation	11	Yes	Travis Costa	06/19/2019	Follow Up
Hord Crystal Corporation	11	Yes	Travis Costa	05/23/2019	Annual
Hord Crystal Corporation	11	Yes	N/A	02/08/2019	Sample
INTERNATIONAL ROLLING MILLS	60	No	Kyle C. Gannon	03/07/2019	Follow Up
Ignite Your Life Nutrition	85	No	Jared Urban	11/27/2019	Initial Inspection
Impact Custom Apparel, LLC	99	No	Travis Costa	09/11/2019	Follow Up
Industrial Container Services - RI, LLC	44	No	Kyle C. Gannon	12/10/2019	Follow Up
Industrial Container Services - RI, LLC	44	No	Kyle C. Gannon	06/25/2019	Follow Up
Industrial Lane Cumberland	78	No	Kyle C. Gannon	09/19/2019	Mill Complex / Industrial Area
Industrial Lane Cumberland	78	No	Brian E. Steere	09/19/2019	Mill Complex / Industrial Area
International Charter School	86	No	Michael McBurney	09/16/2019	Initial Inspection
International Meat Market	81	No	Travis Costa	07/24/2019	Follow Up
International Meat Market	81	No	Travis Costa	04/02/2019	Follow Up
International Packaging Corp.	53	No	Alex Bisson	12/19/2019	Follow Up
International Packaging Corp.	53	No	Nathan P. Daggett	06/17/2019	Follow Up
Interplex Engineered Products, Inc.	11	Yes	Edward J. Stenovitch	12/04/2019	Follow Up
Interplex Engineered Products, Inc.	11	Yes	N/A	10/07/2019	Sample
Interplex Engineered Products, Inc.	11	Yes	Edward J. Stenovitch	06/10/2019	Follow Up
Interplex Engineered Products, Inc.	11	Yes	Edward J. Stenovitch	04/10/2019	Annual
Interplex Engineered Products, Inc.	11	Yes	N/A	02/27/2019	Sample
Isle Brewers Guild	34	Yes	Kyle C. Gannon	12/04/2019	Annual
Isle Brewers Guild	34	Yes	Kyle C. Gannon	11/20/2019	Follow Up
Isle Brewers Guild	34	Yes	N/A	11/13/2019	Sample
Isle Brewers Guild	34	Yes	Kyle C. Gannon	06/19/2019	Follow Up
Isle Brewers Guild	34	Yes	N/A	05/09/2019	Sample
Isle Brewers Guild	34	Yes	Kyle C. Gannon	04/25/2019	Follow Up
J&M Diamond Tool, Inc.	44	No	Alex Bisson	12/10/2019	Follow Up
J&M Diamond Tool, Inc.	44	No	Nathan P. Daggett	06/27/2019	Follow Up
J&N Foods, Inc.	85	No	Kyle C. Gannon	10/11/2019	Follow Up
J&N Foods, Inc.	85	No	Kyle C. Gannon	05/23/2019	Initial Inspection
J's Deli	85	No	Michael McBurney	03/20/2019	Follow Up
JE Auto Sales, LLC	74	No	Edward J. Stenovitch	11/14/2019	Initial Inspection
JH Davis, LLC.	42	No	Edward J. Stenovitch	12/02/2019	Follow Up

User Inspection History  
Bucklin Point - 2019

Company	Category	Significant	Inspected By	Date	Inspected Type
JH Davis, LLC.	42	No	Edward J. Stenovitch	06/21/2019	Follow Up
JKM Enterprises, LLC	71	No	Heather J. Nicholson	03/26/2019	Follow Up
Jacky's Galaxie Restaurant, Inc.	85	No	Brian E. Steere	12/10/2019	Follow Up
Jan Co., Inc.	85	No	Heather J. Nicholson	03/13/2019	Follow Up
Jan Co., Inc.	85	No	Heather J. Nicholson	03/07/2019	Follow Up
Jazz - Mondy, Inc.	92	No	Kyle C. Gannon	08/26/2019	Follow Up
Jazz - Mondy, Inc.	92	No	Kyle C. Gannon	01/31/2019	Follow Up
Jeanne Jugan Residence	86	No	Michael McBurney	08/26/2019	Follow Up
Jerry's Friendly Tap LLC	85	No	Jared Urban	04/25/2019	Follow Up
Jin Hua Chinese Restaurant, Inc.	85	No	Brian E. Steere	02/21/2019	Follow Up
John Rocchio Corporation	40	Yes	Nathan Dean	06/21/2019	Follow Up
John Rocchio Corporation	40	Yes	N/A	05/06/2019	Sample
John Rocchio Corporation	40	Yes	Nathan Dean	04/25/2019	Annual
John Rocchio Corporation	40	Yes	N/A	03/12/2019	Sample
John Rocchio Corporation	40	Yes	Nathan Dean	02/06/2019	Follow Up
John Rocchio Corporation	40	Yes	Nathan Dean	01/10/2019	Meeting
John H. Collins & Sons Company	27	Yes	Edward J. Stenovitch	12/12/2019	Follow Up
John H. Collins & Sons Company	27	Yes	Edward J. Stenovitch	09/16/2019	Follow Up
John H. Collins & Sons Company	27	Yes	N/A	07/25/2019	Sample
John H. Collins & Sons Company	27	Yes	Edward J. Stenovitch	06/10/2019	Follow Up
John H. Collins & Sons Company	27	Yes	N/A	04/02/2019	Sample
John H. Collins & Sons Company	27	Yes	Edward J. Stenovitch	02/13/2019	Annual
Joseph Jenks Jr. High School	86	No	Heather J. Nicholson	02/07/2019	Follow Up
Jozon Enterprises Inc.	85	No	Michael McBurney	06/26/2019	Follow Up
Just Like Home Laundry	92	No	Heather J. Nicholson	03/26/2019	Follow Up
K&W Webbing Company	23	No	Nathan P. Daggett	12/09/2019	Follow Up
K&W Webbing Company	23	No	Nathan P. Daggett	06/05/2019	Follow Up
KMS Eats, Inc.	85	No	Heather J. Nicholson	04/23/2019	Initial Inspection
Keefe Funeral Home, Inc.	96	No	Michael McBurney	10/30/2019	Follow Up
Kenneth Castellucci & Associates, Inc.	42	No	Edward J. Stenovitch	12/19/2019	Follow Up
Kenneth Castellucci & Associates, Inc.	42	No	Edward J. Stenovitch	06/04/2019	Follow Up
Key Container Corporation	24	No	Brian E. Steere	12/18/2019	Follow Up
Key Container Corporation	24	No	Brian E. Steere	06/19/2019	Follow Up
Kim & Gary's Ice Cream Machine	85	No	Michael McBurney	03/20/2019	Follow Up

User Inspection History  
Bucklin Point - 2019

Company	Category	Significant	Inspected By	Date	Inspected Type
Kitchen & Counter Top Center of N.E.	42	No	Brian E. Steere	12/12/2019	Follow Up
Kitchen & Counter Top Center of N.E.	42	No	Brian E. Steere	06/19/2019	Follow Up
Kiwi Burst Yogurt Shop	85	No	Travis Costa	07/17/2019	Follow Up
LM Taco, Inc.	85	No	Jared Urban	12/06/2019	Initial Inspection
LMP Enterprises	85	No	Heather J. Nicholson	04/23/2019	Follow Up
La Herradura Taqueria	85	No	Anthony Crocenzi	10/01/2019	Initial Inspection
La Palencianita Bakery-Food LLC	85	No	Jared Urban	11/27/2019	Follow Up
La Setenta	71	No	Kyle C. Gannon	10/28/2019	Initial Inspection
Lane Foods, Inc.	85	No	Heather J. Nicholson	03/07/2019	Follow Up
Langley's Laundromat	92	No	Kyle C. Gannon	10/31/2019	Follow Up
Laundromax	92	No	Jared Urban	07/31/2019	Follow Up
Laurens Cafe	74	No	Brian E. Steere	06/04/2019	Follow Up
Leedon Webbing Co., Inc.	44	No	Kyle C. Gannon	12/18/2019	Follow Up
Leedon Webbing Co., Inc.	44	No	Kyle C. Gannon	06/18/2019	Follow Up
Len's Hot Dog Haven	85	No	Kyle C. Gannon	07/25/2019	Follow Up
Lil & Gene's Restaurant	71	No	Kyle C. Gannon	05/23/2019	Follow Up
Lincoln Laundromat	92	No	Michael McBurney	07/30/2019	Follow Up
Lincoln Pepperoni's, LLC	85	No	Kyle C. Gannon	11/25/2019	Follow Up
Lincoln Senior Center	86	No	Kyle C. Gannon	11/25/2019	Follow Up
Link Commercial Properties LLC	60	No	Brian E. Steere	09/04/2019	Follow Up
Link Commercial Properties LLC	60	No	Brian E. Steere	05/28/2019	Initial Inspection
Lonsdale Donuts	85	No	Jared Urban	05/21/2019	Follow Up
Lonsdale Super Wash	92	No	Edward J. Stenovitch	09/16/2019	Follow Up
Lou's Cafe	74	No	Kyle C. Gannon	05/23/2019	Follow Up
Lucky Laundry	92	No	Travis Costa	08/15/2019	Follow Up
Luna's Cafe, LLC	85	No	Jared Urban	01/30/2019	Initial Inspection
Lydia A. Klufas, DDS	94	No	Travis Costa	08/21/2019	Follow Up
Lynch Hockey, LLC	74	No	Edward J. Stenovitch	11/14/2019	Initial Inspection
M & M NY System	85	No	Jared Urban	03/27/2019	Follow Up
MAG Ventures, Inc.	97	No	Jared Urban	11/14/2019	Follow Up
MDB-T LLC	97	No	Kyle C. Gannon	05/28/2019	Follow Up
MSA Donuts, LLC	85	No	Jared Urban	07/30/2019	Follow Up
Magallan Inc.	85	No	Jared Urban	11/18/2019	Follow Up
Magallan Inc.	85	No	Jared Urban	07/12/2019	Initial Inspection

User Inspection History  
Bucklin Point - 2019

Company	Category	Significant	Inspected By	Date	Inspected Type
Magerry, Inc.	71	No	Kyle C. Gannon	05/23/2019	Follow Up
Main Street Market, Inc.	82	No	Michael McBurney	08/26/2019	Follow Up
Mamajuana Restaurant	85	No	Brian E. Steere	01/29/2019	Initial Inspection
Manchester Automation Systems	60	No	Kyle C. Gannon	05/23/2019	Follow Up
Manville	78	No	Kyle C. Gannon	05/23/2019	Mill Complex / Industrial Area
Manville	78	No	Brian E. Steere	05/23/2019	Mill Complex / Industrial Area
Manville Cleaning Center	92	No	Jared Urban	04/25/2019	Follow Up
Maroon Group, LLC.	22	Yes	Edward J. Stenovitch	12/20/2019	Follow Up
Maroon Group, LLC.	22	Yes	Edward J. Stenovitch	10/30/2019	Annual
Maroon Group, LLC.	22	Yes	N/A	09/10/2019	Sample
Maroon Group, LLC.	22	Yes	Edward J. Stenovitch	09/09/2019	Follow Up
Maroon Group, LLC.	22	Yes	Edward J. Stenovitch	06/17/2019	Follow Up
Maroon Group, LLC.	22	Yes	N/A	03/12/2019	Sample
Marotta Food Corporation	82	No	Michael McBurney	05/01/2019	Follow Up
Materion Technical Materials, Inc.	11	Yes	Nathan P. Daggett	12/13/2019	Follow Up
Materion Technical Materials, Inc.	11	Yes	N/A	07/31/2019	Sample
Materion Technical Materials, Inc.	11	Yes	Nathan P. Daggett	07/30/2019	Annual
Materion Technical Materials, Inc.	11	Yes	Nathan P. Daggett	06/13/2019	Follow Up
Materion Technical Materials, Inc.	11	Yes	Nathan P. Daggett	04/04/2019	Follow Up
Materion Technical Materials, Inc.	11	Yes	N/A	03/25/2019	Sample
Matos Bakery	81	No	Kyle C. Gannon	04/25/2019	Follow Up
Matthews International	60	No	Jared Urban	03/11/2019	Initial Inspection
Medcure	71	No	Edward J. Stenovitch	01/30/2019	Follow Up
Meeting Street Mill Complex	78	No	Kyle C. Gannon	03/26/2019	Mill Complex / Industrial Area
Meeting Street Mill Complex	78	No	Brian E. Steere	03/26/2019	Mill Complex / Industrial Area
Michael Healy Designs, Inc.	41	No	Travis Costa	12/06/2019	Follow Up
Michael Healy Designs, Inc.	41	No	Travis Costa	06/17/2019	Follow Up
Michael Healy Designs, Inc.	41	No	Travis Costa	05/09/2019	Follow Up
Michael's Meats	81	No	Michael McBurney	07/22/2019	Follow Up
Mineral Spring Laundromat	92	No	Michael McBurney	06/19/2019	Follow Up
Mineral Spring Laundromat	92	No	Michael McBurney	02/07/2019	Initial Inspection
Mirror Image	99	No	Anthony R. Erricola	01/08/2019	Follow Up
Montecristo Restaurant	85	No	Jared Urban	09/27/2019	Follow Up
Motown Pizza, LLC	71	No	Jared Urban	01/30/2019	Follow Up

User Inspection History  
Bucklin Point - 2019

Company	Category	Significant	Inspected By	Date	Inspected Type
Mr. USA Cleaners	92	No	Travis Costa	01/16/2019	Follow Up
Multi-Wall Packaging a Division of Signode Industrial Group	42	No	Travis Costa	12/18/2019	Follow Up
Multi-Wall Packaging a Division of Signode Industrial Group	42	No	Travis Costa	06/06/2019	Follow Up
Murdock Webbing Co., Inc.	23	Yes	Kyle C. Gannon	12/18/2019	Follow Up
Murdock Webbing Co., Inc.	23	Yes	Kyle C. Gannon	09/16/2019	Annual
Murdock Webbing Co., Inc.	23	Yes	N/A	07/18/2019	Sample
Murdock Webbing Co., Inc.	23	Yes	Kyle C. Gannon	06/18/2019	Follow Up
Murdock Webbing Co., Inc.	23	Yes	Kyle C. Gannon	04/30/2019	Follow Up
Murdock Webbing Co., Inc.	23	Yes	N/A	04/22/2019	Sample
Murphy's Law	85	No	Travis Costa	09/30/2019	Follow Up
Murphy's Law	85	No	Travis Costa	08/26/2019	Follow Up
Murphy's Law	85	No	Travis Costa	05/21/2019	Follow Up
Murphy's Law	85	No	Travis Costa	01/10/2019	Follow Up
My Daddy's Pizza	85	No	Jared Urban	07/24/2019	Follow Up
Neptco, Inc.	44	No	Alex Bisson	12/16/2019	Follow Up
Neptco, Inc.	44	No	Nathan P. Daggett	06/26/2019	Follow Up
Neurotech Pharmaceuticals, Inc.	95	No	Edward J. Stenovitch	09/17/2019	Follow Up
Neurotech Pharmaceuticals, Inc.	95	No	Edward J. Stenovitch	01/30/2019	Follow Up
New Agawam LLC	85	No	Michael McBurney	03/27/2019	Initial Inspection
New England Authentic Eats LLC	85	No	Brian E. Steere	11/25/2019	Follow Up
New England Linen Supply, Inc.	25	Yes	N/A	12/05/2019	Sample
New England Linen Supply, Inc.	25	Yes	Edward J. Stenovitch	12/05/2019	Follow Up
New England Linen Supply, Inc.	25	Yes	Edward J. Stenovitch	11/13/2019	Annual
New England Linen Supply, Inc.	25	Yes	N/A	11/05/2019	Sample
New England Linen Supply, Inc.	25	Yes	Edward J. Stenovitch	06/12/2019	Follow Up
New England Linen Supply, Inc.	25	Yes	N/A	04/03/2019	Sample
New England Paper Tube Co.	24	No	Travis Costa	12/09/2019	Follow Up
New England Paper Tube Co.	24	No	Travis Costa	11/13/2019	Follow Up
New England Paper Tube Co.	24	No	Travis Costa	06/17/2019	Follow Up
New England Paper Tube Co.	24	No	Travis Costa	04/02/2019	Follow Up
New England Paper Tube Co.	24	No	Travis Costa	01/22/2019	Follow Up
New England Way	78	No	Brian E. Steere	01/17/2019	Mill Complex / Industrial Area
New England Way	78	No	Nathan P. Daggett	01/17/2019	Mill Complex / Industrial Area
New Harvest Coffee Roasters	85	No	Jared Urban	11/18/2019	Follow Up

User Inspection History  
Bucklin Point - 2019

Company	Category	Significant	Inspected By	Date	Inspected Type
New Hong Kong	85	No	Heather J. Nicholson	03/26/2019	Follow Up
Newman Avenue	78	No	Kyle C. Gannon	02/20/2019	Mill Complex / Industrial Area
Newman Avenue	78	No	Nathan P. Daggett	02/20/2019	Mill Complex / Industrial Area
Newport 223 Donuts, Inc.	85	No	Kyle C. Gannon	07/25/2019	Follow Up
Newport 223 Donuts, Inc.	85	No	Kyle C. Gannon	04/25/2019	Follow Up
Newport Ave Donut-81 Newport	85	No	Kyle C. Gannon	07/25/2019	Follow Up
Newport Ave Donut-81 Newport	85	No	Kyle C. Gannon	04/25/2019	Follow Up
Newport Cedar Donuts, Inc.	85	No	Kyle C. Gannon	07/18/2019	Follow Up
North Smithfield Laser Tag and Arcade	85	No	Michael McBurney	10/30/2019	Follow Up
Northeast Interior Systems, Inc.	60	No	Jared Urban	03/11/2019	Initial Inspection
Northeast Knitting, Inc.	23	No	Brian E. Steere	12/09/2019	Follow Up
Northeast Knitting, Inc.	23	No	Brian E. Steere	07/18/2019	Follow Up
Northeast Knitting, Inc.	23	No	Brian E. Steere	06/26/2019	Follow Up
Northern Central Falls	78	No	Edward J. Stenovitch	09/18/2019	Mill Complex / Industrial Area
Northern Central Falls	78	No	Brian E. Steere	09/18/2019	Mill Complex / Industrial Area
Northern East Providence	78	No	Kyle C. Gannon	03/28/2019	Mill Complex / Industrial Area
Northern East Providence	78	No	Brian E. Steere	03/28/2019	Mill Complex / Industrial Area
Oak Hill Health & Rehabilitation Center	86	No	Jared Urban	03/05/2019	Follow Up
Olly's Pizza	85	No	Kyle C. Gannon	09/16/2019	Follow Up
Organic Dyes and Pigments, LLC.	22	Yes	Edward J. Stenovitch	12/19/2019	Follow Up
Organic Dyes and Pigments, LLC.	22	Yes	Edward J. Stenovitch	11/07/2019	Annual
Organic Dyes and Pigments, LLC.	22	Yes	N/A	07/23/2019	Sample
Organic Dyes and Pigments, LLC.	22	Yes	Kerry M. Britt	06/20/2019	Meeting
Organic Dyes and Pigments, LLC.	22	Yes	Edward J. Stenovitch	06/04/2019	Follow Up
Organic Dyes and Pigments, LLC.	22	Yes	Edward J. Stenovitch	04/04/2019	Follow Up
Organic Dyes and Pigments, LLC.	22	Yes	Edward J. Stenovitch	02/27/2019	Follow Up
Organic Dyes and Pigments, LLC.	22	Yes	N/A	02/14/2019	Sample
Original Pizza of Boston	53	No	Edward J. Stenovitch	12/19/2019	Follow Up
Original Pizza of Boston	53	No	Edward J. Stenovitch	05/28/2019	Follow Up
Orion Retail	26	No	Alex Bisson	12/19/2019	Follow Up
Orion Retail	26	No	Edward J. Stenovitch	06/24/2019	Follow Up
Our Place on North Broadway	85	No	Jared Urban	11/14/2019	Follow Up
P & G Bowling, Inc.	85	No	Kyle C. Gannon	07/25/2019	Follow Up
PCL Fixtures, Inc.	24	No	Nathan P. Daggett	12/10/2019	Follow Up

User Inspection History  
Bucklin Point - 2019

Company	Category	Significant	Inspected By	Date	Inspected Type
PCL Fixtures, Inc.	24	No	Nathan P. Daggett	06/05/2019	Follow Up
Patriot Textiles, Inc.	23	No	Edward J. Stenovitch	12/12/2019	Follow Up
Patriot Textiles, Inc.	23	No	Edward J. Stenovitch	06/10/2019	Follow Up
Paulo J. DaRosa, DDS	94	No	Travis Costa	10/10/2019	Follow Up
Pawtucket Ave:Esten Avenue Mill Area	78	No	Nathan P. Daggett	03/13/2019	Mill Complex / Industrial Area
Pawtucket Ave:Esten Avenue Mill Area	78	No	Jared Urban	03/13/2019	Mill Complex / Industrial Area
Pawtucket China Inn	85	No	Brian E. Steere	01/31/2019	Follow Up
Pawtucket House of Pizza	85	No	Kyle C. Gannon	09/16/2019	Follow Up
Pawtucket Power Associates	16	Yes	Alex Bisson	12/19/2019	Follow Up
Pawtucket Power Associates	16	Yes	N/A	07/30/2019	Sample
Pawtucket Power Associates	16	Yes	Edward J. Stenovitch	07/30/2019	Annual
Pawtucket Power Associates	16	Yes	Nathan P. Daggett	06/27/2019	Follow Up
Pawtucket Power Associates	16	Yes	N/A	01/10/2019	Sample
Pawtucket Skilled Nursing	86	No	Kyle C. Gannon	07/25/2019	Follow Up
Pawtucket Water Supply Board	60	No	Edward J. Stenovitch	10/08/2019	Meeting
Pepper Dining Inc.	71	No	Kyle C. Gannon	08/08/2019	Follow Up
Pfizer	60	No	Nathan P. Daggett	09/17/2019	Initial Inspection
Phantom Properties, LLC	85	No	Michael McBurney	03/20/2019	Follow Up
Phoenix Auto Sales and Repair	60	No	Edward J. Stenovitch	11/14/2019	Initial Inspection
Phoenix Converting Corporation	59	No	Alex Bisson	12/16/2019	Follow Up
Phoenix Converting Corporation	59	No	Nathan P. Daggett	06/26/2019	Follow Up
Piatek Machine Co., Inc.	42	No	Alex Bisson	12/10/2019	Follow Up
Piatek Machine Co., Inc.	42	No	Brian E. Steere	06/26/2019	Follow Up
Plouffe's Cup N Saucer	85	No	Brian E. Steere	01/31/2019	Follow Up
Poly/Sperse, Corp.	22	No	Travis Costa	12/18/2019	Follow Up
Poly/Sperse, Corp.	22	No	Travis Costa	06/06/2019	Follow Up
Poppy's Family Restaurant	85	No	Jared Urban	04/25/2019	Follow Up
Precision Harley - Davidson, Inc.	97	No	Edward J. Stenovitch	10/30/2019	Follow Up
Precision Polishing & Ornament	42	No	Travis Costa	12/09/2019	Follow Up
Precision Polishing & Ornament	42	No	Travis Costa	06/19/2019	Follow Up
Princess Enterprise, Inc.	71	No	Michael McBurney	08/26/2019	Follow Up
Printmakers, Inc.	93	No	Travis Costa	08/15/2019	Follow Up
Providence Braid Co., Inc.	44	No	Kyle C. Gannon	12/12/2019	Follow Up
Providence Braid Co., Inc.	44	No	Kyle C. Gannon	06/19/2019	Follow Up

User Inspection History  
Bucklin Point - 2019

Company	Category	Significant	Inspected By	Date	Inspected Type
Providence Metallizing Company, Inc.	11	Yes	Edward J. Stenovitch	12/02/2019	Follow Up
Providence Metallizing Company, Inc.	11	Yes	Edward J. Stenovitch	10/24/2019	Annual
Providence Metallizing Company, Inc.	11	Yes	N/A	09/24/2019	Sample
Providence Metallizing Company, Inc.	11	Yes	Edward J. Stenovitch	06/17/2019	Follow Up
Providence Metallizing Company, Inc.	11	Yes	N/A	05/01/2019	Sample
Providence Metallizing Company, Inc.	11	Yes	Edward J. Stenovitch	02/07/2019	Follow Up
Queenies Deck	71	No	Jared Urban	01/30/2019	Follow Up
R & D Manufacturing, Inc.	41	No	Edward J. Stenovitch	12/17/2019	Follow Up
R & D Manufacturing, Inc.	41	No	Edward J. Stenovitch	06/10/2019	Follow Up
R1 Indoor Karting, LLC	85	No	Michael McBurney	10/30/2019	Follow Up
RI Spirits	34	No	Brian E. Steere	12/18/2019	Follow Up
RI Spirits	34	No	Brian E. Steere	10/02/2019	Initial Inspection
RIDCO Casting Co.	21	No	Anthony Crocenzi	12/09/2019	Follow Up
RIDCO Casting Co.	21	No	Nathan Dean	06/10/2019	Follow Up
RILC Holdings, LLC	71	No	Jared Urban	12/06/2019	Follow Up
RILC Holdings, LLC	71	No	Jared Urban	01/30/2019	Initial Inspection
Rand Whitney Southeast Container, LLC	24	No	Edward J. Stenovitch	12/04/2019	Follow Up
Rand Whitney Southeast Container, LLC	24	No	Edward J. Stenovitch	06/10/2019	Follow Up
Ray Plante & Sons, Inc.	80	No	Michael McBurney	04/29/2019	Follow Up
Ray Plante & Sons, Inc.	80	No	Michael McBurney	03/12/2019	Follow Up
Rhode Island Donuts LLC	85	No	Michael McBurney	03/20/2019	Follow Up
Rhode Island Mayoral Academy	60	No	Kyle C. Gannon	03/26/2019	Follow Up
Ribatejo Fish Market	82	No	Jared Urban	08/15/2019	Follow Up
Ribatejo Fish Market	82	No	Heather J. Nicholson	02/07/2019	Follow Up
Roast House Pub and Restaurant	85	No	Brian E. Steere	04/15/2019	Follow Up
Rosco Manufacturing, LLC	42	No	Michael McBurney	12/18/2019	Follow Up
Rosco Manufacturing, LLC	42	No	Michael McBurney	07/02/2019	Follow Up
Rose Sub LLC	85	No	Michael McBurney	07/30/2019	Follow Up
Rosita, LLC	74	No	Brian E. Steere	12/09/2019	Meeting
Rosita, LLC	74	No	Kyle C. Gannon	05/23/2019	Initial Inspection
Royal Cleaners, Inc.	92	No	Travis Costa	08/21/2019	Follow Up
Rumford Dental	94	No	Edward J. Stenovitch	01/22/2019	Follow Up
Russell S. Chin, DDS, Ltd.	94	No	Travis Costa	01/10/2019	Follow Up
S.P. Donuts	85	No	Brian E. Steere	09/19/2019	Follow Up



User Inspection History  
Bucklin Point - 2019

Company	Category	Significant	Inspected By	Date	Inspected Type
SPSR Inc.	74	No	Brian E. Steere	12/10/2019	Initial Inspection
Sado's Tailoring and Dry Cleaning	60	No	Brian E. Steere	09/18/2019	Initial Inspection
Sakis Pizza (Cumberland)	85	No	Brian E. Steere	03/18/2019	Follow Up
Sarkis Hagopian Enterprises LLC	85	No	Jared Urban	02/27/2019	Follow Up
Schofield Printing, Inc.	99	No	Heather J. Nicholson	01/17/2019	Follow Up
Schofield Sanitation	80	No	Kyle C. Gannon	10/29/2019	Follow Up
Schofield Sanitation	80	No	Michael McBurney	09/24/2019	Follow Up
School Street Warehouse, LLC	97	No	Jared Urban	03/28/2019	Follow Up
Scituate Cesspool, Inc.	80	No	Kyle C. Gannon	05/28/2019	Follow Up
Seabra Foods III, Inc.	82	No	Jared Urban	05/08/2019	Follow Up
Seacoast Sweets	74	No	Brian E. Steere	12/12/2019	Initial Inspection
Semi Sweet	71	No	Brian E. Steere	10/28/2019	Initial Inspection
Septage Station	77	No	Kyle C. Gannon	11/25/2019	Follow Up
Septage Station	77	No	Brian E. Steere	11/25/2019	Follow Up
Septage Station	77	No	Brian E. Steere	10/29/2019	Follow Up
Septage Station	77	No	Kyle C. Gannon	10/29/2019	Follow Up
Septage Station	77	No	Brian E. Steere	09/24/2019	Follow Up
Septage Station	77	No	Michael McBurney	09/24/2019	Follow Up
Septage Station	77	No	Anthony Crocenzi	09/24/2019	Follow Up
Septage Station	77	No	Brian E. Steere	05/28/2019	Follow Up
Septage Station	77	No	Kyle C. Gannon	05/28/2019	Follow Up
Septage Station	77	No	Kyle C. Gannon	03/25/2019	Follow Up
Shivu, LLC	92	No	Jared Urban	05/21/2019	Follow Up
Smug Brewery Co. LLC	34	No	Brian E. Steere	12/12/2019	Follow Up
Smug Brewery Co. LLC	34	No	Brian E. Steere	10/02/2019	Follow Up
Smug Brewery Co. LLC	34	No	Brian E. Steere	04/02/2019	Follow Up
Southern East Providence	78	No	Brian E. Steere	03/28/2019	Mill Complex / Industrial Area
Southern East Providence	78	No	Kyle C. Gannon	03/28/2019	Mill Complex / Industrial Area
Sparky's Restaurant	85	No	Michael McBurney	12/31/2019	Follow Up
Sparky's Restaurant	85	No	Michael McBurney	01/09/2019	Follow Up
Spin City Cumberland, LLC	92	No	Travis Costa	07/18/2019	Follow Up
Spin City Cumberland, LLC	92	No	Travis Costa	02/14/2019	Follow Up
Spirit Recognition	99	No	Travis Costa	03/18/2019	Follow Up
Splash Snack Bar and Grill	85	No	Brian E. Steere	08/06/2019	Follow Up

User Inspection History  
Bucklin Point - 2019

Company	Category	Significant	Inspected By	Date	Inspected Type
St. Raphael Academy - East Building	86	No	Jared Urban	03/28/2019	Follow Up
St. Raphael Academy - West Building	86	No	Jared Urban	03/28/2019	Follow Up
Stackbin Corporation	11	Yes	Travis Costa	12/02/2019	Follow Up
Stackbin Corporation	11	Yes	Travis Costa	10/10/2019	Follow Up
Stackbin Corporation	11	Yes	N/A	10/08/2019	Sample
Stackbin Corporation	11	Yes	Travis Costa	07/25/2019	Annual
Stackbin Corporation	11	Yes	Travis Costa	06/11/2019	Follow Up
Stackbin Corporation	11	Yes	N/A	04/16/2019	Sample
Stackbin Corporation	11	Yes	Travis Costa	03/12/2019	Follow Up
Starbucks Restaurant-Lincoln Mall	85	No	Brian E. Steere	11/25/2019	Follow Up
Stolberger, Inc.	26	No	Kyle C. Gannon	12/18/2019	Follow Up
Stolberger, Inc.	26	No	Kyle C. Gannon	06/18/2019	Follow Up
Suburban Contract Cleaning	71	No	Alex Bisson	11/25/2019	Follow Up
Subway 95 Exit 30, LLC	85	No	Jared Urban	07/31/2019	Follow Up
Subway-Broad Street	85	No	Jared Urban	05/30/2019	Follow Up
Summit Manufacturing Corporation	11	Yes	Nathan P. Daggett	12/09/2019	Follow Up
Summit Manufacturing Corporation	11	Yes	N/A	10/03/2019	Sample
Summit Manufacturing Corporation	11	Yes	Nathan P. Daggett	07/18/2019	Annual
Summit Manufacturing Corporation	11	Yes	Nathan P. Daggett	05/29/2019	Follow Up
Summit Manufacturing Corporation	11	Yes	Nathan P. Daggett	02/07/2019	Follow Up
Summit Manufacturing Corporation	11	Yes	N/A	01/09/2019	Sample
Sunshine Creamery	85	No	Brian E. Steere	03/27/2019	Follow Up
Swan Cleaners	92	No	Kyle C. Gannon	04/25/2019	Follow Up
Sweetland Foods, Inc.	81	No	Travis Costa	03/21/2019	Follow Up
Swissline Precision, LLC.	42	No	Edward J. Stenovitch	12/05/2019	Follow Up
Swissline Precision, LLC.	42	No	Edward J. Stenovitch	05/28/2019	Follow Up
Tanury Industries	11	Yes	Edward J. Stenovitch	12/19/2019	Follow Up
Tanury Industries	11	Yes	Edward J. Stenovitch	05/01/2019	Annual
Tanury Industries	11	Yes	N/A	04/24/2019	Sample
Tanury Industries	11	Yes	Edward J. Stenovitch	02/27/2019	Follow Up
Tanury Industries	11	Yes	N/A	02/05/2019	Sample
Tanury Industries PVD, Inc.	11	Yes	Edward J. Stenovitch	12/19/2019	Follow Up
Tanury Industries PVD, Inc.	11	Yes	Edward J. Stenovitch	06/13/2019	Follow Up
Tanury Industries PVD, Inc.	11	Yes	Edward J. Stenovitch	02/27/2019	Annual

User Inspection History  
Bucklin Point - 2019

Company	Category	Significant	Inspected By	Date	Inspected Type
Tanya Creations, Inc.	42	No	Edward J. Stenovitch	12/04/2019	Follow Up
Tanya Creations, Inc.	42	No	Edward J. Stenovitch	06/10/2019	Follow Up
Target Corporation - T2073	85	No	Brian E. Steere	11/25/2019	Follow Up
Tastex Corporation	71	No	Travis Costa	11/13/2019	Follow Up
Tastex Corporation	71	No	Travis Costa	06/17/2019	Follow Up
Tedor Pharma Inc.	14	Yes	Alex Bisson	12/05/2019	Annual
Tedor Pharma Inc.	14	Yes	N/A	07/29/2019	Sample
Tedor Pharma Inc.	14	Yes	Nathan P. Daggett	06/19/2019	Follow Up
Tedor Pharma Inc.	14	Yes	N/A	02/26/2019	Sample
Teknicote, Inc.	11	Yes	Edward J. Stenovitch	12/04/2019	Follow Up
Teknicote, Inc.	11	Yes	N/A	09/26/2019	Sample
Teknicote, Inc.	11	Yes	Edward J. Stenovitch	08/28/2019	Annual
Teknicote, Inc.	11	Yes	Edward J. Stenovitch	06/10/2019	Follow Up
Teknicote, Inc.	11	Yes	Edward J. Stenovitch	02/13/2019	Follow Up
Teknicote, Inc.	11	Yes	N/A	01/29/2019	Sample
Teknor Apex - Mendon	37	No	Alex Bisson	11/19/2019	Follow Up
Teknor Apex - Mendon	37	No	Brian E. Steere	07/03/2019	Follow Up
Teknor Apex Company	27	Yes	Alex Bisson	11/19/2019	Annual
Teknor Apex Company	27	Yes	N/A	08/05/2019	Sample
Teknor Apex Company	27	Yes	Brian E. Steere	07/03/2019	Follow Up
Teknor Apex Company	27	Yes	N/A	03/26/2019	Sample
Testand Corporation	71	No	Kyle C. Gannon	03/07/2019	Initial Inspection
Texcel Industries, Inc.	23	No	Alex Bisson	12/16/2019	Follow Up
Texcel Industries, Inc.	23	No	Edward J. Stenovitch	07/03/2019	Follow Up
The Evans Findings Company, Inc.	21	No	Anthony Crocenzi	12/11/2019	Follow Up
The Evans Findings Company, Inc.	21	No	Nathan Dean	06/25/2019	Follow Up
The Genesis Project	60	No	Kyle C. Gannon	05/23/2019	Follow Up
The Okonite Company	27	Yes	Edward J. Stenovitch	12/23/2019	Follow Up
The Okonite Company	27	Yes	N/A	10/21/2019	Sample
The Okonite Company	27	Yes	Edward J. Stenovitch	10/02/2019	Annual
The Okonite Company	27	Yes	Edward J. Stenovitch	05/28/2019	Follow Up
The Okonite Company	27	Yes	Edward J. Stenovitch	04/04/2019	Follow Up
The Okonite Company	27	Yes	N/A	02/25/2019	Sample
The Stop & Shop Supermarket Co. LLC	82	No	Brian E. Steere	02/21/2019	Follow Up

User Inspection History  
Bucklin Point - 2019

Company	Category	Significant	Inspected By	Date	Inspected Type
Thyssenkrupp Materials	60	No	Nathan Dean	03/28/2019	Follow Up
Tiffany and Company	15	Yes	Alex Bisson	11/26/2019	Annual
Tiffany and Company	15	Yes	N/A	10/02/2019	Sample
Tiffany and Company	15	Yes	Nathan P. Daggett	06/19/2019	Follow Up
Tiffany and Company	15	Yes	N/A	01/30/2019	Sample
Tikal Restaurant	85	No	Brian E. Steere	07/02/2019	Initial Inspection
Top Shell LLC	81	No	Brian E. Steere	07/25/2019	Follow Up
Totis Pizza and Grill, Inc.	85	No	Jared Urban	07/18/2019	Follow Up
Tracey Gear Inc.	42	No	Edward J. Stenovitch	12/12/2019	Follow Up
Tracey Gear Inc.	42	No	Edward J. Stenovitch	06/12/2019	Follow Up
Trinity Management	85	No	Heather J. Nicholson	01/17/2019	Initial Inspection
Trinity Management	85	No	Heather J. Nicholson	04/11/2019	Follow Up
Truck Pro LLC	97	No	Brian E. Steere	07/18/2019	Initial Inspection
Truex, Inc.	11	Yes	Edward J. Stenovitch	12/12/2019	Follow Up
Truex, Inc.	11	Yes	N/A	08/06/2019	Sample
Truex, Inc.	11	Yes	Edward J. Stenovitch	07/10/2019	Annual
Truex, Inc.	11	Yes	Edward J. Stenovitch	06/12/2019	Follow Up
Truex, Inc.	11	Yes	N/A	02/19/2019	Sample
Truex, Inc.	11	Yes	Edward J. Stenovitch	01/29/2019	Follow Up
Tugas Restaurant & Catering	85	No	Michael McBurney	03/05/2019	Initial Inspection
Underground Heros Inc.	85	No	Jared Urban	10/31/2019	Follow Up
United Skates of America	85	No	Jared Urban	03/28/2019	Follow Up
VIP Car Wash	97	No	Heather J. Nicholson	04/11/2019	Follow Up
Vicor Corporation	49	No	Edward J. Stenovitch	12/19/2019	Follow Up
Vicor Corporation	49	No	Edward J. Stenovitch	06/04/2019	Follow Up
Village Press	24	No	Michael McBurney	12/18/2019	Follow Up
Village Press	24	No	Michael McBurney	06/19/2019	Follow Up
Village Restaurant, Inc.	85	No	Brian E. Steere	01/31/2019	Follow Up
Visual Creations, Inc.	44	No	Edward J. Stenovitch	12/04/2019	Follow Up
Visual Creations, Inc.	44	No	Edward J. Stenovitch	06/21/2019	Follow Up
Walter M. Dzialo, DDS	94	No	Michael McBurney	03/27/2019	Follow Up
Water Works Car Wash	97	No	Michael McBurney	08/26/2019	Follow Up
Wendy's (Cottage Street)	85	No	Jared Urban	10/30/2019	Follow Up
Wendys	74	No	Brian E. Steere	09/12/2019	Follow Up

User Inspection History  
Bucklin Point - 2019

Company	Category	Significant	Inspected By	Date	Inspected Type
Wendys	74	No	Brian E. Steere	07/10/2019	Follow Up
Wendys	74	No	Brian E. Steere	02/22/2019	Initial Inspection
Western Central Falls	78	No	Edward J. Stenovitch	08/01/2019	Mill Complex / Industrial Area
Western Central Falls	78	No	Nathan P. Daggett	08/01/2019	Mill Complex / Industrial Area
Whipped Ice Cream Parlor	85	No	Michael McBurney	06/19/2019	Follow Up
Whipped Ice Cream Parlor	85	No	Michael McBurney	03/27/2019	Follow Up
White Dog Distilling	74	No	Brian E. Steere	11/14/2019	Follow Up
White Dog Distilling	74	No	Brian E. Steere	04/22/2019	Follow Up
Whittet-Higgins Company	42	No	Brian E. Steere	12/19/2019	Follow Up
Whittet-Higgins Company	42	No	Brian E. Steere	06/26/2019	Follow Up
Wildflour Bakery Cafe + Juice Bar	85	No	Travis Costa	02/26/2019	Follow Up
Wind River Environmental, LLC	80	No	Michael McBurney	04/25/2019	Follow Up
Xelapan Bakery and Convenience	81	No	Brian E. Steere	02/14/2019	Follow Up
Xinli, LLC	85	No	Brian E. Steere	10/28/2019	Follow Up
Xinli, LLC	85	No	Brian E. Steere	03/26/2019	Follow Up
Yovani's Pizza	85	No	Brian E. Steere	08/06/2019	Follow Up
Yovani's Pizza	85	No	Brian E. Steere	03/26/2019	Initial Inspection
Zebra Technologies Corporation	42	No	Alex Bisson	12/13/2019	Follow Up
Zebra Technologies Corporation	42	No	Edward J. Stenovitch	06/24/2019	Follow Up

***ATTACHMENT VOLUME II***

***SECTION 4***

***EMERGENCY OR SPECIAL  
INVESTIGATIONS***

***EMERGENCY OR SPECIAL  
INVESTIGATIONS***

***FIELD'S POINT***

## **Emergency or Special Investigations - FIELDS POINT:**

- 2/14/19 Pretreatment staff responded to a report from Interceptor Maintenance (IM) staff of grease accumulation in the Empire and Washington Streets area in Providence. Pretreatment staff investigated upstream of the impacted area. There were six restaurants in the area with the potential to discharge grease laden wastewater. All of the restaurants were inspected. Five of the six were permitted at the time of the investigation and were complying with the terms of their permits as their grease removal units were being maintained and operating properly and logbooks were being maintained. The sixth restaurant was in the process of being permitted at the time of the investigation. This facility was required to install a NBC approved grease removal unit.
- 3/12/19 Pretreatment staff responded to a report from the City of Providence Department of Public Works (DPW) stating excessive grease was observed in the sewer line at Miner and Sayles Streets. An inspection of the area revealed there was only one facility in the area with the potential to discharge grease laden wastewater. This facility, an adult day care facility, was inspected and it was determined the facility does not discharge to the impacted sewer line. The only other discharges to the line are residential. The facility was required to apply for and obtain a permit.
- 3/25/19 Pretreatment staff responded to a report of a fire at Monarch Metal Finishing Company located on Aurora Street in Providence. A representative stated the fire started overnight. It was believed the wiring in a hoist in the barrel plating area shorted which caused the fire. None of the plating tanks overflowed due to the fire fighting efforts. All water applied to the fire was contained onsite and subsequently shipped offsite for disposal. The sewer system was not impacted.
- 3/25/19 Pretreatment staff responded to a report stating there was a gasoline spill on Allens Avenue in Providence and foam was covering the road way. Upon arrival at the reported impacted area there was no evidence of the fire fighting foam on the road. However, the Providence Fire Department was on scene and stated there was a small fire in a garage at the Equilon Enterprises, LLC dba Shell Oil Products US site. A representative of the company stated that a contractor working in the garage caused a small fire. The fire was extinguished using dry extinguishers. The sewer system was not impacted.
- 5/28/19 Pretreatment staff responded to a report from the Providence DPW stating there was an excessive grease accumulation in the sewer line on Custom House Street. There were five facilities in the area with the potential to impact the sewer with grease laden wastewater. All five were permitted. Four of the five were complying with their permits as their grease removal units were functioning properly. The fifth facility installed a passive grease removal unit instead of the automatic unit that had been approved. The facility was issued a Notice of Violation (NOV) requiring the installation of the approved unit.
- 6/4/19 Pretreatment staff responded to report from IM staff stating a grease accumulation was observed in the sewer line at the intersection of Mineral Spring and Woodruff Avenues in North Providence. A review of the maps of the area determined this intersection is the beginning of the line. The investigation of the area revealed there were three food service establishments with the potential to discharge grease laden wastewater. Two of the facilities were permitted and maintaining their grease removal units. The remaining facility was not maintaining its grease removal unit. A permit application was completed during the inspection. A NOV was issued to the facility for not maintaining grease removal unit.



6/17/19 Pretreatment staff responded to a report from Environmental Monitoring (EM) staff of elevated LEL readings in a manhole upstream of G. Tanury Plating Company in Johnston. The sensors on the four-gas meter were overwhelmed. The companies in the area were inspected. Nothing was observed inside any of the facilities. However, a tank of refrigerant which is heavier than air, displaces oxygen and is flammable was observed next to a dumpster utilized by a HVAC company and near the impacted manhole. The company was contacted and it stated that one of its employees did not follow its standard operating procedures when disposing the tank. The company was told it needed to retrain its employees.

07/08/19 Pretreatment staff responded to a report from E&M Enterprises, Ltd. indicating that a small fire occurred at its facility. The fire was caused by an electric heater on a gold plating tank igniting. The fire melted the tank completely. The floor surrounding the tank was dry and there was no evidence of spilled solution or fire suppression water. The company indicated that the gold solution evaporated due to the heat from the fire and that under five gallons of water was used to extinguish the fire. The firm indicated that no plating solution or fire suppression water reached the trench system. The sewer system was not impacted by the fire. The firm was required to submit a report detailing the incident. The investigation was concluded at this time.



08/15/19 During an investigation into discharges from the CSO at Rathbone and Promenade Streets in Providence, a discharge to a catch basin at the corner was noted to have an oil sheen. The flow was tracked back to Finest Car Wash located on Pleasant Valley Parkway. This facility was inspected. During the inspection it was noted that vehicles are washed in the same area where repairs are done. All of this wash water does not discharge to the oil/water separator. The portion of the wash water that does not go to the separator mixes with other fluids and flows to the parking lot. Buckets of hydraulic fluid were observed in the parking lot and were in contact with the wash water. The company representative was made aware of the oily discharge and instructed that all wash water must be directed to the separator. The company was also instructed to clean up the oily wash water on the street. A Notice of Violation was issued to the company which required the installation of spill control measures.

09/05/19 Pretreatment staff responded to a report from EM staff that the influent at the Field's Point plant was black. An inspection of influent verified it was black. Pretreatment staff inspected the Ernest Street and Washington Park pump stations and the influent to both appeared normal. It was determined the black influent may have been from a sewer bypass project. The plant was not adversely impacted.

10/10/19 Pretreatment staff responded to a report from the City of Providence Department of Public Works (DPW) stating that grease had accumulated in the sewer lines in the DePasquale Square area of Atwells Avenue in Providence. An investigation of the area revealed there are thirteen permitted food preparation establishments with the potential to impact the sewer with grease laden wastewater. All thirteen of the permitted facilities were inspected and were found to be in compliance with their permit as the grease removal equipment in each facility was functioning and being maintained properly and the logbooks were being maintained. In addition, the investigation revealed that there are three unpermitted facilities in the area. These three facilities do not operate during normal business hours. The facilities have been contacted and inspections have been scheduled. Each facility will be required to install a grease removal unit and apply for a Wastewater Discharge Permit.

12/9/19 Pretreatment staff responded to a report from Field's Point Operations staff stating that a hypochlorite line from the hypochlorite tank farm to the disinfection building had broken and hypo was discharging to the ground through the pavement. During the time of the break it was raining. Hypo mixed with rain water and collected in a puddle under a gate on the property. Operations staff collected the material on the ground and in the puddle using the scum truck. The following day Operations and Interceptor Maintenance staff excavated the ground and repaired the leak.



12/26/19



Pretreatment staff responded to a report from Field's Point Operations staff stating the influent in the grit tanks was pink. Prior to contacting Pretreatment Operations inspected the wet wells at the Ernest Street Pump Station and the flow appeared normal in color. Upon arrival at the plant the primary tanks were inspected and were pink. Samples were collected from primary tank #2. These samples were analyzed for metals and cyanide.

Pretreatment staff contacted companies with the potential to impact the plant with color and tried to inspect three companies which were closed due to the holiday. The color dissipated prior to reaching the chlorine contact tank.

***EMERGENCY OR SPECIAL  
INVESTIGATIONS***

***BUCKLIN POINT***

## **Emergency or Special Investigations - BUCKLIN POINT:**

- 2/1/19 Pretreatment staff responded to a report from Bucklin Point Operations staff stating that there was a strong fuel odor in the Screenings Building. Upon arrival at the plant, the atmosphere in the Screenings Building was monitored using a four gas meter and levels appeared normal. Pretreatment staff inspected both the Blackstone Valley Interceptor (BVI) and East Providence Interceptor (EPI). There was a faint sheen on the BVI flow. Pretreatment staff proceeded to track the sheen upstream of the plant. The manhole upstream of the Bucklin Brook contained no traces of the sheen. A faint sheen was observed in the manhole on School Street. The Seekonk Syphon and Moshassuck Valley Interceptor (MVI) were then inspected and contained no traces of the sheen. Pretreatment staff returned to the School Street manhole and there was no longer any traces of the sheen. Pretreatment staff returned to the plant and the flow in BVI appeared normal. The treatment plant was not adversely impacted.
- 2/6/19 Pretreatment staff responded to a report from Bucklin Point Operations staff stating the pH in BVI was low, 4.5 su, and there were traces of black strands in the influent. Pretreatment staff proceeded to track the low pH upstream of the plant. MVI was inspected. The pH was 7.3 su and not black strands were observed. Manholes upstream of the Bucklin Brook and on BVI at School Street were also inspected, the pH was 7.4 su and 7.2 su respectively. There were no black strands observed in either location. Pretreatment staff returned to the plant. The pH of BVI had returned to normal, 6.4 su. The treatment plant was not adversely impacted.
- 2/15/19 Pretreatment staff responded to a report from Environmental Monitoring (EM) staff stating red color was observed in the 6:30 am sample collected in the BVI wet weather sampler. The influent did not appear to be discolored. The companies with the potential to impact the plant with color were contacted and required to submit their color logs for February 14 through 15, 2019. A review of the color logs did not indicate a source of the red color. The plant was not adversely impacted by the colored influent.
- 2/22/19 Pretreatment staff responded to a report from the City of East Providence Sewer Department (EPSD) that grease had accumulated in a manhole on a privately owned sewer line in a plaza at the intersection of Pawtucket and Taunton Avenues. Upon arrival at the scene, Pretreatment staff met with food service establishment owners and the property management team. Inspections were conducted at the three permitted food preparation facilities in the plaza. All three facilities utilize outdoor grease interceptors and all three interceptors were functioning properly in accordance with the terms of their permits. The property owner had the impacted line cleaned and stated they set up regularly scheduled maintenance to ensure the issue does not happen again. While at the location, EPSD was contacted by the property manager. The EPSD stated that the manhole was blocked due to grease and paper towels which had accumulated in the line. The property management team was informed about the negative impact wipes and other non-flushable items such as paper towels can have on the sewer system so that they could educate their tenants.
- 3/1/19 Pretreatment staff responded to a report from Bucklin Point Operations staff stating that there was a strong solvent odor and a sheen observed coming into the plant via BVI. When staff arrived at the plant the odor had dissipated and the influent appeared normal. Upstream manholes on School Street and Bucklin Brook were inspected. The odor was detected in the manhole at Bucklin Brook, but was not detected further upstream. Staff conducted inspections of mill building. None of the companies in the building generate process wastewater. However, there was a mop sink in a commercial painting facility. The company was required to designate the sink as a prohibited discharge location and also to seal the single floor drain in the garage bay. The plant was not adversely impacted.

- 4/15/19 Pretreatment staff responded to a report from Environmental Monitoring staff stating the concentration of carbon monoxide (CO) in a manhole downstream of Aspen Aerogels Rhode Island LLC (Aspen) in East Providence was extremely elevated. Upon arrival at the location, Pretreatment staff measured the atmosphere in the effected manhole as well as manholes up and down stream using a 4-gas meter. The atmosphere in the upstream manhole and one further downstream of the impacted manhole were normal. However, the concentration of CO in the impacted manhole overloaded the CO sensor in the meter. This manhole is directly downstream of clean-in-place (CIP) process inside Aspen. Pretreatment staff conducted an inspection of the facility. The source of the CO was not found inside the facility using the company's 4-gas meter. Pretreatment staff returned to the location on April 16, 2019 to determine if the CO had dissipated. The atmosphere in the same three manholes was tested. The upstream manhole continued to be normal. The CO concentration in the manhole directly downstream of the CIP overloaded the sensor again and the concentration in the next manhole downstream was elevated. On April 17, 2019 staff returned to Aspen and collected samples from the discharge of the CIP and the upstream manhole. The purpose of collecting these samples was to try to determine what was causing the generation of CO. In the EM lab a portion of the CIP sample was mixed with a portion of the manhole sample. All three samples were capped and stored in the EM lab overnight in a fume hood. On April 18, 2019 Pretreatment staff measured the headspace in the bottles using the 4-gas meter. The CO concentration in the CIP sample was extremely elevated after the samples were shaken. The CO concentration in the CIP/manhole sample was also elevated. The meter was removed from the atmosphere once the concentration began to rise rapidly past the alarm point to prevent the sensor from becoming overloaded. It was concluded the discharge from the CIP operation is the source of CO in the manhole.
- 07/26/19 Pretreatment staff responded to a report from Interceptor Maintenance (IM) staff of a dry weather overflow on John Street in Lincoln. The area upstream of the overflow was investigated. The area was primarily residential with a large apartment complex. However, there was one unpermitted automotive repair shop that was found and inspected. The repair shop does not have any floor drains, floor trenches, or connections to the sewer other than sanitary inside of the building. The employees use white cloths to wipe down hands and equipment. The owner stated that the rags are then disposed of into the trash can for disposal. The owner was educated that the rags should not be flushed to the sewer under any circumstances. No other potential sources to the sewer were noted.
- 09/04/19 Pretreatment staff responded to a report from Bucklin Point Operations staff stating the pH in BVI was high. Upon arrival at the plant, the pH of BVI was taken and appeared normal. Pretreatment staff spoke with the shift supervisor who verified the high pH influent was of very short duration. The plant was not adversely impacted.
- 09/10/19 Pretreatment staff responded to a report from Bucklin Point Operations staff stating foam was entering the plant via BVI. Prior to going to the plant, Pretreatment staff inspected BVI downstream of Bucklin Brook. A sample collected appeared normal. The sample was shaken and foam was not present. Staff proceeded to the plant and BVI appeared normal. A sample was collected and shaken and foam was not present. The plant was not adversely impacted.

11/07/19 Pretreatment staff responded to a report from Interceptor Maintenance (IM) staff stating there was grease coming from an outfall along the Blackstone River in Central Falls. In the vicinity of BVI 2. Upon arrival at the scene, it appeared there was foam in the river upstream of an active outfall. This is not a NBC outfall. The flow upstream appeared normal. Staff could not access this area due to the steepness of the embankment. IM staff contacted the City of Central Falls to make them aware of the active outfall.



11/15/19 Pretreatment staff responded to a report from the Pawtucket Police Department (PPD) stating a barrel of an unknown liquid was dumped into a catch basin at the intersection of Monticello Road and George Bennett Highway. It was further stated there was foam inside the catch basin. PPD, Pawtucket Fire Department, Pawtucket Department of Public Works (DPW) and DEM representatives were at the scene. Upon arrival, there was an odor of beer coming from the catch basin. A sample was collected. Based on the odor and color of the sample, it was determined that beer was dumped in the catch basin. Bucklin Point Operations staff was contacted and it was determined that the plant could handle the small amount of beer. DPW personnel opened a fire hydrant and flushed the catch basin. The treatment plant was not adversely impacted.

11/27/19 Pretreatment staff responded to a report from Bucklin Point Operations staff stating the wastewater in the primary tanks was blue/green in color. The flow in both BVI and EPI was normal in color at the time of the report. Pretreatment staff contacted all companies with the potential to impact the plant with color. These companies were required to submit their color logs. A review of the logs did not indicate the source of the color. The plant was not adversely impacted.

***ATTACHMENT VOLUME II***

***SECTION 5***

***COMPLIANCE MONITORING  
RESULTS FOR SIGNIFICANT  
INDUSTRIAL USERS***

***COMPLIANCE MONITORING  
RESULTS FOR SIGNIFICANT  
INDUSTRIAL USERS***

***FIELD'S POINT***



# ***COMPLIANCE MONITORING LEGEND***

## **Parameter Legend**

Cd = Cadmium

Cr = Chromium

Cu = Copper

Pb = Lead

Ni = Nickel

Ag = Silver

Zn = Zinc

CN = Cyanide

BOD = Biochemical Oxygen Demand

TSS = Total Suspended Solids

TTO = Total Toxic Organics

## **Sample Legend**

C = Composite Sample

G = Grab Sample

CDF = Concentrated Discharge Formula

Category # Refers to Users Category Number Specified in Chapter III

Compliance Monitoring Results for Significant Industrial Users  
Field's Point - 2019

Company	Location	Category	Sample Date	Received Date	NBC Sample	Type	Flow	Volume	CDF	Cd	Cr	Cu	Pb	Ni	Zn	CN	Ag	BOD	TSS	TTO	Violation
A & F Plating Company	Sample Location # 1	11	06/06/2019	07/29/2019	No	C	1000		No			0.02		0.05		0.02					No
A & F Plating Company	Sample Location # 1	11	10/07/2019	10/08/2019	Yes	C	280		No	0.015	0.075	0.028	0.075	0.05	0.06	0.014	0.025				No
A & F Plating Company	Sample Location # 1	11	12/17/2019	01/14/2020	No	C	300		No			0.085		0.05		0.154					No
A & F Plating Company	Sample Location # 1	11	01/22/2019	01/23/2019	Yes	C	700		No	0.015	0.075	0.091	0.075	0.206	0.06	0.059	0.025				No
A & F Plating Company	Sample Location # 1	11	04/24/2019	05/30/2019	No	C	1200		No	0.01	0.02	0.179	0.02	0.315	0.106	0.082	0.01				No
A & F Plating Company	Sample Location # 1	11	02/19/2019	03/29/2019	No	C	980		No			0.3		0.41		0.11					No
A & F Plating Company	Sample Location # 1	11	08/21/2019	09/30/2019	No	C	950		No			0.551		0.121		0.06					No
A & F Plating Company	Sample Location # 1	11	10/22/2019	11/19/2019	No	C	400		No	0.01	0.02	0.679	0.022	0.247	0.379	0.02	0.025				No
A. Harrison & Company, Inc.	Sample Location # 1	22	03/14/2019	04/11/2019	Yes	C		589	No											0.037	No
A. Harrison & Company, Inc.	Sample Location # 1	22	01/28/2019	02/20/2019	No	G			No											0.032	No
A. Harrison & Company, Inc.	Sample Location # 1	22	07/30/2019	08/27/2019	No	G			No											0.066	No
Alloy Holdings, LLC	Sample Location # 1	43	06/06/2019	06/13/2019	No	C	1818		No	0.005	0.01	0.01	0.01	0.025	0.079		0.005				No
Alloy Holdings, LLC	Sample Location # 2	43	06/06/2019	06/13/2019	No	C	1818		No	0.005	0.01	0.01	0.01	0.025	0.025		0.005				No
Alloy Holdings, LLC	Sample Location # 2	43	10/23/2019	11/05/2019	No	C			No	0.005	0.01	0.01	0.01	0.025	0.025		0.005				No
Alloy Holdings, LLC	Sample Location # 1	43	10/23/2019	11/05/2019	No	C			No	0.005	0.01	0.013	0.01	0.025	0.281		0.005				No
Alloy Holdings, LLC	Sample Location # 1	43	03/19/2019	05/02/2019	Yes	C	6138		No	0.015	0.075	0.02	0.075	0.05	0.357		0.025				No
Alloy Holdings, LLC	Sample Location # 1	43	10/23/2019	10/24/2019	Yes	C	5914		No	0.015	0.075	0.02	0.075	0.05	0.092		0.025				No
Armbrust International, Ltd.	Sample Location # 1	11	02/07/2019	03/06/2019	No	C	2244		No			0.049		0.104	0.113	0.01	0.025				No
Armbrust International, Ltd.	Sample Location # 1	11	03/26/2019	04/10/2019	No	C	2607		No			0.089		0.13	0.088	0.02	0.025				No
Armbrust International, Ltd.	Sample Location # 1	11	05/08/2019	06/05/2019	No	C	4040		No			0.098		0.082	0.176	0.02	0.025				No
Armbrust International, Ltd.	Sample Location # 1	11	07/24/2019	07/25/2019	Yes	C	4521		No	0.015	0.075	0.099	0.075	0.251	0.122	0.159	0.025				No
Armbrust International, Ltd.	Sample Location # 1	11	12/03/2019	01/02/2020	No	C	2394		No			0.1		0.237	0.118	0.02	0.142				No
Armbrust International, Ltd.	Sample Location # 1	11	07/26/2019	08/14/2019	No	C	3292		No			0.115		0.251	0.127	0.07	0.025				No
Armbrust International, Ltd.	Sample Location # 1	11	04/25/2019	05/16/2019	No	C	3666		No	0.002	0.025	0.123	0.025	0.117	0.177	0.01	0.025				No
Armbrust International, Ltd.	Sample Location # 1	11	08/30/2019	09/17/2019	No	C	3741		No			0.128		0.25	0.122	0.015	0.026				No
Armbrust International, Ltd.	Sample Location # 1	11	11/05/2019	12/02/2019	No	C	449		No			0.138		0.264	0.168	0.049	0.069				No
Armbrust International, Ltd.	Sample Location # 1	11	06/26/2019	07/15/2019	No	C	3292		No			0.178		0.176	0.161	0.04	0.025				No
Armbrust International, Ltd.	Sample Location # 1	11	01/16/2019	02/06/2019	No	C	400		No			0.178		0.205	0.133	0.02	0.025				No
Armbrust International, Ltd.	Sample Location # 1	11	10/24/2019	11/05/2019	No	C	30		No	0.01	0.02	0.184	0.02	0.118	0.103	0.02	0.13				No
Armbrust International, Ltd.	Sample Location # 1	11	04/24/2019	04/25/2019	Yes	C	3890		No	0.015	0.075	0.188	0.075	0.141	0.259	0.016	0.067				No
Armbrust International, Ltd.	Sample Location # 1	11	10/18/2019	10/30/2019	No	C	20		No			0.197		0.133	0.124	0.02	0.088				No
Cardi Corporation	Sample Location # 1	40	07/15/2019	07/16/2019	Yes	C	81900		No	0.015	0.075	0.02	0.075	0.05	0.06		0.025		2	0.005	No
Cardi Corporation	Sample Location # 1	40	07/23/2019	07/24/2019	Yes	C	127100		No	0.015	0.075	0.02	0.075	0.05	0.06		0.025		8.469	0.002	No
Contract Specialties, Inc.	Sample Location # 1	11	08/27/2019	08/28/2019	Yes	C	4790		No	0.015	0.075	0.054	0.075	0.05	0.06	0.004	0.025				No
Contract Specialties, Inc.	Sample Location # 1	11	12/04/2019	01/07/2020	No	C	9200		No			0.1		0.05		0.02					No
Contract Specialties, Inc.	Sample Location # 1	11	10/01/2019	10/10/2019	No	C	6516		No	0.01	0.02	0.137	0.02	0.05	0.05	0.02	0.01				No
Contract Specialties, Inc.	Sample Location # 1	11	02/04/2019	02/21/2019	No	C	3591		No			0.18		0.04		0.11					No
Contract Specialties, Inc.	Sample Location # 1	11	06/05/2019	06/18/2019	No	C	5865		No			0.312		0.05		0.02					No
Contract Specialties, Inc.	Sample Location # 1	11	04/01/2019	04/16/2019	No	C	5790		No	0.01	0.02	0.336	0.02	0.05	0.05	0.02	0.01				No
Contract Specialties, Inc.	Sample Location # 1	11	08/05/2019	08/14/2019	No	C	6680		No			0.412		0.05		0.02					No
Contract Specialties, Inc.	Sample Location # 1	11	01/30/2019	01/31/2019	Yes	C	3219		No	0.015	0.075	0.513	0.075	0.05	0.06	0.006	0.025				No
DiFruscia Industries, Inc.	Sample Location # 1	11	07/08/2019	07/09/2019	Yes	C	7186		No	0.015	0.031	0.082	0.075	0.159	4.809	0.012	0.025				Yes
DiFruscia Industries, Inc.	Sample Location # 1	11	11/30/2019	12/26/2019	No	C	785		No		0.003	0.004	0.005	0.016	0.12	0.004					No
DiFruscia Industries, Inc.	Sample Location # 1	11	03/28/2019	04/22/2019	No	C	8521		No		0.007	0.023	0.005	0.142	0.262	0.004					No
DiFruscia Industries, Inc.	Sample Location # 1	11	06/21/2019	07/30/2019	No	C	980		No		0.107	0.056	0.005	0.054	1.1	0.004					No
DiFruscia Industries, Inc.	Sample Location # 1	11	12/23/2019	02/07/2020	No	C	629		No		0.01	0.057	0.008	0.071	0.105	0.009					No
DiFruscia Industries, Inc.	Sample Location # 1	11	01/28/2019	02/19/2019	No	C	3010		No	0.02	0.05	0.06	0.05	0.11	0.37	0.38	0.01				No
DiFruscia Industries, Inc.	Sample Location # 1	11	05/31/2019	06/18/2019	No	C	831		No		0.011	0.071	0.005	0.056	0.095	0.004					No
DiFruscia Industries, Inc.	Sample Location # 1	11	02/08/2019	03/07/2019	No	C	5386		No	0.02	0.11	0.08	0.05	0.04	0.48	0.13	0.01				No
DiFruscia Industries, Inc.	Sample Location # 1	11	04/29/2019	05/17/2019	No	C	2738		No	0.001	0.142	0.211	0.005	0.282	2.55	0.073	0.002				No
DiFruscia Industries, Inc.	Sample Location # 1	11	01/17/2019	01/18/2019	Yes	C	26198		No	0.015	0.075	0.22	0.075	0.115	1.087	0.332	0.025				No

Compliance Monitoring Results for Significant Industrial Users  
Field's Point - 2019

Company	Location	Category	Sample Date	Received Date	NBC Sample	Type	Flow	Volume	CDF	Cd	Cr	Cu	Pb	Ni	Zn	CN	Ag	BOD	TSS	TTO	Violation
DiFruscia Industries, Inc.	Sample Location # 1	11	10/31/2019	11/19/2019	No	C	1541		No	0.001	0.102	0.253	0.005	0.679	0.871	0.071	0.002				No
DiFruscia Industries, Inc.	Sample Location # 1	11	07/29/2019	08/16/2019	No	C	4008		No		0.033	0.463		0.1	1.03	0.004					No
DiFruscia Industries, Inc.	Sample Location # 1	11	11/12/2019	11/13/2019	Yes	C	5464		No	0.015	0.132	0.631	0.075	0.759	1.902	0.056	0.025				No
DiFruscia Industries, Inc.	Sample Location # 1	11	08/28/2019	09/25/2019	No	C	1459		No		0.022	1.03	0.014	0.187	1.59	0.393					No
DiFruscia Industries, Inc.	Sample Location # 1	11	09/30/2019	10/22/2019	No	C	1309		No		0.029	1.2	0.005	0.325	0.772						No
DiFruscia Industries, Inc.	Sample Location # 1	11	07/19/2019	08/16/2019	No	C	1152		No						0.279						No
DiFruscia Industries, Inc.	Sample Location # 1	11	07/18/2019	08/16/2019	No	C	1167		No						0.256						No
DiFruscia Industries, Inc.	Sample Location # 1	11	07/17/2019	08/16/2019	No	C	958		No						0.632						No
DiFruscia Industries, Inc.	Sample Location # 1	11	07/16/2019	08/16/2019	No	C	1250		No						0.468						No
E&M Enterprises, Ltd.	Sample Location # 1	11	10/03/2019	11/12/2019	No	C			No			0.247		1.81	0.095	0.02					Yes
E&M Enterprises, Ltd.	Sample Location # 1	11	02/19/2019	03/15/2019	No	C	2850		No			0.02		0.04	0.01	0.07					No
E&M Enterprises, Ltd.	Sample Location # 1	11	12/04/2019	12/16/2019	No	C			No			0.025		0.59	0.05						No
E&M Enterprises, Ltd.	Sample Location # 1	11	11/26/2019	12/16/2019	No	C			No	0.01	0.02	0.095	0.02	0.174	0.05	0.03	0.01				No
E&M Enterprises, Ltd.	Sample Location # 1	11	09/10/2019	09/11/2019	Yes	C	401		No	0.015	0.075	0.138	0.075	0.429	0.06	0.085	0.025				No
E&M Enterprises, Ltd.	Sample Location # 1	11	06/18/2019	07/10/2019	No	C	4580		No		0.201			0.226	0.05	0.066					No
E&M Enterprises, Ltd.	Sample Location # 1	11	01/16/2019	01/17/2019	Yes	C		1	No	0.015	0.075	0.284	0.075	0.173	0.06	0.387	0.025				No
E&M Enterprises, Ltd.	Sample Location # 1	11	08/06/2019	08/23/2019	No	C	9000		No			0.394		0.282	0.05	0.097					No
E&M Enterprises, Ltd.	Sample Location # 1	11	04/16/2019	05/03/2019	No	C	4630		No	0.01	0.02	0.394	0.02	0.19	0.05	0.02	0.07				No
E&M Enterprises, Ltd.	Sample Location # 1	11	10/21/2019	11/12/2019	No	C			No					0.05							No
E&M Enterprises, Ltd.	Sample Location # 1	11	12/10/2019	01/03/2020	No	C			No					0.171							No
Eagle Laundry Inc.	Sample Location # 1	25	09/27/2019	10/18/2019	No	C			No									1120	9		No
Eagle Laundry Inc.	Sample Location # 1	25	03/15/2019	04/02/2019	No	C			No									27	2		No
Eagle Laundry Inc.	Sample Location # 1	25	06/26/2019	07/15/2019	No	C	5020		No									61	24		No
Eagle Laundry Inc.	Sample Location # 1	25	03/12/2019	05/02/2019	Yes	C	1946		No									55.1	12.395		No
Eagle Laundry Inc.	Sample Location # 1	25	10/22/2019	10/23/2019	Yes	C	2545		No									131.67	13.667		No
Eagle Laundry Inc.	Sample Location # 1	25	12/19/2019	01/02/2020	No	C			No									37	11		No
Electrolizing, Inc.	Sample Location # 1	11	04/23/2019	05/13/2019	No	C	7555		No	0.01	0.082	0.041	0.02	0.05	1.28	0.02	0.01				No
Electrolizing, Inc.	Sample Location # 1	11	09/04/2019	09/05/2019	Yes	C	3817		No	0.015	0.177	0.042	0.075	0.05	1.638	0.004	0.025				No
Electrolizing, Inc.	Sample Location # 1	11	10/23/2019	11/01/2019	No	C	8154		No	0.01	0.1	0.055	0.02	0.05	0.807	0.02	0.01				No
Electrolizing, Inc.	Sample Location # 1	11	01/22/2019	01/23/2019	Yes	C	4341		No	0.015	0.484	0.131	0.075	0.05	2.049	0.009	0.025				No
Electrolizing, Inc.	Sample Location # 1	11	08/16/2019	09/03/2019	No	C	7480		No		0.095			0.05	0.553	0.02					No
Electrolizing, Inc.	Sample Location # 1	11	06/19/2019	07/03/2019	No	C	7331		No		0.098			0.05	0.847	0.02					No
Electrolizing, Inc.	Sample Location # 1	11	02/08/2019	02/27/2019	No	C	5311		No		0.08			0.04	0.25	0.01					No
Electrolizing, Inc.	Sample Location # 1	11	12/13/2019	12/26/2019	No	C	7405		No		0.09			0.05	0.455	0.02					No
Electrolizing, Inc.	Sample Location # 2	11	04/23/2019	05/13/2019	No	G	7555	90	Yes		0.133			0.05	0.192						No
Electrolizing, Inc.	Sample Location # 2	11	10/23/2019	11/01/2019	No	G	8154	90	Yes		0.094			0.05	0.118						No
G. Tanury Plating Company	Sample Location # 1	11	09/23/2019	09/24/2019	Yes	C	61826		No	0.015	0.075	0.984	0.075	2.489	0.067	0.033	0.025				Yes
G. Tanury Plating Company	Sample Location # 8	11	04/24/2019	05/09/2019	No	G	46810	50	Yes			0.02	0.02	0.05	0.05						No
G. Tanury Plating Company	Sample Location #11	11	06/20/2019	07/22/2019	No	G	45965	80	Yes			0.02	0.02	0.05	0.05						No
G. Tanury Plating Company	Sample Location #12	11	06/20/2019	07/22/2019	No	G	45965	50	Yes			0.021	0.02	0.084	0.05						No
G. Tanury Plating Company	Sample Location # 1	11	06/20/2019	07/22/2019	No	C	45965		No			0.025		0.05	0.05	0.02	0.01				No
G. Tanury Plating Company	Sample Location # 1	11	05/22/2019	06/14/2019	No	C	45441		No			0.026		0.05	0.05	0.02	0.005				No
G. Tanury Plating Company	Sample Location #18	11	10/23/2019	11/12/2019	No	G	44767	60	Yes		0.052	0.02		2.38	0.05						No
G. Tanury Plating Company	Sample Location # 1	11	09/24/2019	10/09/2019	No	C	45545		No			0.068		0.093	0.05	0.02	0.01				No
G. Tanury Plating Company	Sample Location # 1	11	03/26/2019	04/11/2019	No	C	45815		No			0.079		0.05	0.05	0.048	0.01				No
G. Tanury Plating Company	Sample Location # 1	11	01/29/2019	02/14/2019	No	C	44843		No			0.08		0.08	0.02	0.03	0.01				No
G. Tanury Plating Company	Sample Location # 1	11	04/24/2019	05/09/2019	No	C	46810		No	0.01	0.02	0.089	0.02	0.05	0.05	0.02	0.01				No
G. Tanury Plating Company	Sample Location # 1	11	02/26/2019	03/14/2019	No	C	45516		No			0.09		0.04	0.02	0.05	0.01				No
G. Tanury Plating Company	Sample Location # 1	11	11/20/2019	12/12/2019	No	C	44596		No			0.096		0.08	0.05	0.02	0.01				No
G. Tanury Plating Company	Sample Location # 5	11	02/26/2019	03/14/2019	No	G	45516	40	Yes			0.12	0.05	1.61	0.02						No
G. Tanury Plating Company	Sample Location # 1	11	07/24/2019	08/09/2019	No	C	46743		No			0.121		0.096	0.05	0.02	0.01				No

Compliance Monitoring Results for Significant Industrial Users  
Field's Point - 2019

Company	Location	Category	Sample Date	Received Date	NBC Sample	Type	Flow	Volume	CDF	Cd	Cr	Cu	Pb	Ni	Zn	CN	Ag	BOD	TSS	TTO	Violation
G. Tanury Plating Company	Sample Location #14	11	08/26/2019	09/13/2019	No	G	44581	46	Yes			0.123	0.02	12.1	0.175						No
G. Tanury Plating Company	Sample Location # 1	11	08/26/2019	09/13/2019	No	C	44581		No			0.192		0.148	0.082	0.02	0.01				No
G. Tanury Plating Company	Sample Location # 1	11	12/16/2019	01/08/2020	No	C	44768		No			0.321		0.213	0.057	0.02	0.01				No
G. Tanury Plating Company	Sample Location # 1	11	10/23/2019	11/12/2019	No	C	44767		No	0.01	0.02	0.333	0.02	0.05	0.061	0.02	0.01				No
G. Tanury Plating Company	Sample Location # 1	11	01/22/2019	01/23/2019	Yes	C	41766		No	0.015	0.075	0.447	0.075	0.693	0.077	0.05	0.025				No
G. Tanury Plating Company	Sample Location # 1	11	10/17/2019	10/18/2019	Yes	C	45808		No	0.015	0.075	0.638	0.075	0.762	0.06	0.03	0.025				No
G. Tanury Plating Company	Sample Location # 9	11	05/22/2019	06/14/2019	No	G	45441	70	Yes			1.98	0.01	4.17	0.025						No
G. Tanury Plating Company	Sample Location #13	11	07/24/2019	08/09/2019	No	G	46743	70	Yes			3	0.2	2.08	2.82						No
G. Tanury Plating Company	Sample Location #20	11	12/16/2019	01/08/2020	No	G	44768	75	Yes			4.1	0.342	0.965	0.721						No
G. Tanury Plating Company	Sample Location # 7	11	04/24/2019	05/09/2019	No	G	46810	25	Yes			4.33	0.02	1.14	0.073						No
G. Tanury Plating Company	Sample Location # 6	11	03/26/2019	04/11/2019	No	G	45815	185	Yes			4.87	0.134	4.04	4.46						No
G. Tanury Plating Company	Sample Location # 3	11	01/29/2019	02/14/2019	No	G	44843	225	Yes			6.89	3.12	5.78	1.42						No
G. Tanury Plating Company	Sample Location #21	11	12/16/2019	01/08/2020	No	G	44768	70	Yes			7.97	0.069	2.03	0.57						No
G. Tanury Plating Company	Sample Location #16	11	09/24/2019	10/09/2019	No	G	45545	70	Yes			9	0.058	11.9	1.34						No
G. Tanury Plating Company	Sample Location # 4	11	02/26/2019	03/14/2019	No	G	45516	60	Yes			26	0.74	31.3	0.52						No
G. Tanury Plating Company	Sample Location #15	11	08/26/2019	09/13/2019	No	G	44581	185	Yes			78.8	11.2	19.9	33.9						No
G. Tanury Plating Company	Sample Location #17	11	10/23/2019	11/12/2019	No	G	44767	70	Yes			100	30.6	54.9	61.3						No
G. Tanury Plating Company	Sample Location #19	11	11/20/2019	12/12/2019	No	G	44596	25	Yes			192	1.34	14.1	25.2						No
G. Tanury Plating Company	Sample Location #10	11	05/22/2019	06/14/2019	No	G	45441	70	Yes			214	10	28.5	80.8						No
G. Tanury Plating Company	Sample Location # 1	11	10/31/2019	12/12/2019	No	C	45000		No					0.113							No
G. Tanury Plating Company	Sample Location # 1	11	11/07/2019	12/12/2019	No	C	45000		No					0.12							No
G. Tanury Plating Company	Sample Location # 1	11	11/14/2019	12/12/2019	No	C	45000		No					0.142							No
Ideal Plating & Polishing Co., Inc.	Sample Location # 1	11	04/18/2019	05/09/2019	No	C	225		No	0.008	0.031	0.348	0.025	0.255	0.11	0.87	0.025				Yes
Ideal Plating & Polishing Co., Inc.	Sample Location # 1	11	10/07/2019	10/21/2019	No	C	195		No	0.01	0.07	0.212	0.02	0.204	0.079	0.02	0.018				No
Ideal Plating & Polishing Co., Inc.	Sample Location # 1	11	06/14/2019	06/28/2019	No	C	262		No		0.153	0.26		0.388	0.113	0.02					No
Ideal Plating & Polishing Co., Inc.	Sample Location # 1	11	12/05/2019	12/16/2019	No	C	344		No		0.066	0.308		0.253	0.086	0.02					No
Ideal Plating & Polishing Co., Inc.	Sample Location # 1	11	02/04/2019	02/05/2019	Yes	C	1722		No	0.015	0.075	0.316	0.075	0.296	0.09	0.138	0.025				No
Ideal Plating & Polishing Co., Inc.	Sample Location # 1	11	07/24/2019	07/25/2019	Yes	C	2246		No	0.015	0.075	0.326	0.075	0.285	0.107	0.004	0.025				No
Ideal Plating & Polishing Co., Inc.	Sample Location # 1	11	08/15/2019	08/29/2019	No	C	254		No		0.153	0.336		0.298	0.09	0.02					No
Ideal Plating & Polishing Co., Inc.	Sample Location # 1	11	02/07/2019	02/22/2019	No	C	171		No		0.07	0.35		0.42	0.15	0.2					No
Ideal Plating & Polishing Co., Inc.	Sample Location # 1	11	05/28/2019	06/14/2019	No	G	277		No							0.02					No
Ideal Plating & Polishing Co., Inc.	Sample Location # 1	11	05/29/2019	06/14/2019	No	G	247		No							0.02					No
Ideal Plating & Polishing Co., Inc.	Sample Location # 1	11	05/30/2019	06/14/2019	No	G	232		No							0.02					No
Ideal Plating & Polishing Co., Inc.	Sample Location # 1	11	06/03/2019	06/14/2019	No	G	232		No							0.02					No
Induplate LLC	Sample Location # 1	11	08/08/2019	09/27/2019	No	C	30629		No		0.02	0.02		0.05	0.05	0.02					No
Induplate LLC	Sample Location # 1	11	10/15/2019	11/27/2019	No	C	29399		No	0.01	0.02	0.02	0.02	0.05	0.05	0.02	0.01				No
Induplate LLC	Sample Location # 1	11	06/19/2019	07/29/2019	No	C	18492		No		0.02	0.02		0.05	0.05	0.02					No
Induplate LLC	Sample Location # 1	11	07/16/2019	08/28/2019	No	C	21903		No		0.02	0.02		0.05	0.05	0.02					No
Induplate LLC	Sample Location # 1	11	04/17/2019	05/24/2019	No	C	35072		No	0.005	0.01	0.02	0.01	0.025	0.04	0.02	0.005				No
Induplate LLC	Sample Location # 2	11	07/16/2019	08/28/2019	No	C	21903	800	Yes		0.02	0.02		0.05	0.05						No
Induplate LLC	Sample Location # 2	11	05/20/2019	07/01/2019	No	G	32601	800	Yes		0.02	0.02		0.05	0.055						No
Induplate LLC	Sample Location # 2	11	11/13/2019	12/23/2019	No	G	46500	800	Yes		0.061	0.02		0.388	0.222						No
Induplate LLC	Sample Location # 1	11	05/20/2019	07/01/2019	No	C	32601		No		0.02	0.021		0.05	0.05	0.02					No
Induplate LLC	Sample Location # 1	11	09/12/2019	10/30/2019	No	C	16300		No		0.01	0.023		0.025	0.041	0.02					No
Induplate LLC	Sample Location # 1	11	11/13/2019	12/23/2019	No	C	46500		No		0.079	0.024		0.372	0.075	0.02					No
Induplate LLC	Sample Location # 1	11	02/19/2019	03/05/2019	No	C	38100		No		0.06	0.03		0.18	0.19	0.01					No
Induplate LLC	Sample Location # 1	11	03/01/2019	04/30/2019	No	C	38248		No		0.05	0.04		0.04	0.09	0.01					No
Induplate LLC	Sample Location # 2	11	03/01/2019	04/30/2019	No	G	38248	800	Yes		0.05	0.04		0.04	0.07						No
Induplate LLC	Sample Location # 1	11	08/21/2019	08/22/2019	Yes	C	24957		No	0.015	0.204	0.043	0.075	0.6	0.58	0.019	0.025				No
Induplate LLC	Sample Location # 1	11	01/28/2019	01/29/2019	Yes	C	9400		No	0.015	0.081	0.056	0.075	0.217	0.235	0.008	0.025				No
Induplate LLC	Sample Location # 2	11	01/23/2019	02/26/2019	No	G	41400	800	Yes		0.05	0.06		0.31	0.08						No

Compliance Monitoring Results for Significant Industrial Users  
Field's Point - 2019

Company	Location	Category	Sample Date	Received Date	NBC Sample	Type	Flow	Volume	CDF	Cd	Cr	Cu	Pb	Ni	Zn	CN	Ag	BOD	TSS	TTO	Violation
Induplate LLC	Sample Location # 1	11	12/11/2019	01/30/2020	No	C	39100		No		0.035	0.061		0.227	0.117	0.02					No
Induplate LLC	Sample Location # 2	11	09/12/2019	10/30/2019	No	G	16300	800	Yes		0.027	0.104		0.121	0.3						No
Induplate LLC	Sample Location # 1	11	01/23/2019	02/26/2019	No	C	41400		No		0.05	0.12		0.17	0.06	0.08					No
Induplate LLC	Sample Location # 3	11	10/15/2019	11/27/2019	No	G	29000	150	Yes							0.02					No
Induplate LLC	Sample Location # 3	11	08/08/2019	09/27/2019	No	C	30629	150	Yes							0.02					No
Induplate LLC	Sample Location # 3	11	06/19/2019	07/29/2019	No	G	18492	150	Yes							0.02					No
Induplate LLC	Sample Location # 3	11	04/17/2019	05/24/2019	No	G	35072	150	Yes							0.02					No
Induplate LLC	Sample Location # 3	11	02/19/2019	03/05/2019	No	G	38100	150	Yes							0.01					No
Induplate LLC	Sample Location # 3	11	12/11/2019	01/30/2020	No	G	39100	150	Yes							0.033					No
International Chromium Plating Company, Inc.	Sample Location # 1	11	02/05/2019	03/27/2019	No	C	224		No		0.16	0.02		0.27	0.11	0.05					No
International Chromium Plating Company, Inc.	Sample Location # 1	11	08/20/2019	09/27/2019	No	C	135		No		0.73	0.02		0.25	0.069	0.02					No
International Chromium Plating Company, Inc.	Sample Location # 1	11	06/12/2019	07/26/2019	No	C	269		No		0.171	0.025		0.132	0.17	0.02					No
International Chromium Plating Company, Inc.	Sample Location # 1	11	04/03/2019	05/29/2019	No	C	173		No	0.01	0.124	0.028	0.02	0.112	0.049	0.02	0.01				No
International Chromium Plating Company, Inc.	Sample Location # 1	11	03/06/2019	03/07/2019	Yes	C	1272		No	0.015	0.152	0.031	0.075	0.233	0.103	0.02	0.025				No
International Chromium Plating Company, Inc.	Sample Location # 1	11	10/17/2019	10/18/2019	Yes	C	8234		No	0.015	0.601	0.035	0.075	0.243	0.107	0.011	0.025				No
International Chromium Plating Company, Inc.	Sample Location # 1	11	12/12/2019	01/29/2020	No	C	292		No		0.102	0.063		0.108	0.115	0.02					No
International Chromium Plating Company, Inc.	Sample Location #2	11	04/25/2019	05/29/2019	No	G	131	1200	Yes		0.052	0.082		0.145	0.05	0.02					No
International Chromium Plating Company, Inc.	Sample Location #2	11	12/06/2019	01/29/2020	No	G	292	1500	Yes		0.037	0.126		0.102	0.08	0.092					No
International Chromium Plating Company, Inc.	Sample Location #2	11	02/07/2019	03/27/2019	No	G	1412	1300	Yes		0.05	0.15		0.71	0.26	0.51					No
International Chromium Plating Company, Inc.	Sample Location # 1	11	10/03/2019	11/26/2019	No	C	142		No	0.01	0.02	0.161	0.02	0.145	0.104	0.02	0.01				No
International Chromium Plating Company, Inc.	Sample Location #2	11	06/18/2019	07/26/2019	No	G	119	119	Yes		0.055	0.172		0.109	0.102	0.02					No
International Chromium Plating Company, Inc.	Sample Location #2	11	09/10/2019	01/15/2020	No	G	1200	1200	Yes		0.102	0.211		0.125	0.155	0.02					No
International Etching, Inc.	Sample Location # 1	11	02/02/2019	02/19/2019	No	C	2210		No			0.02			0.01						No
International Etching, Inc.	Sample Location # 1	11	03/05/2019	03/06/2019	Yes	C	1720		No	0.015	0.075	0.02	0.075	0.05	0.06	0.004	0.025				No
International Etching, Inc.	Sample Location # 1	11	03/19/2019	05/02/2019	Yes	C	1660		No	0.015	0.075	0.02	0.075	0.05	0.06	0.004	0.025				No
International Etching, Inc.	Sample Location # 2	11	02/02/2019	02/19/2019	No	G	2210	130	Yes			0.07			0.03						No
International Insignia Corporation	Sample Location # 2	11	06/10/2019	06/19/2019	No	G	5476	300	Yes			0.118	0.02	0.16	0.102						No
International Insignia Corporation	Sample Location # 1	11	02/07/2019	02/21/2019	No	C	3376		No			0.14	0.05	0.37		0.04					No
International Insignia Corporation	Sample Location # 2	11	02/07/2019	02/21/2019	No	G	3376	330	Yes			0.15	0.25	0.23	0.14						No
International Insignia Corporation	Sample Location # 1	11	08/07/2019	08/08/2019	Yes	C	4058		No	0.015	0.075	0.246	0.075	0.836	0.06	0.01	0.025				No
International Insignia Corporation	Sample Location # 1	11	08/29/2019	09/04/2019	No	C	6238		No			0.3	0.02	0.859		0.02					No
International Insignia Corporation	Sample Location # 2	11	04/15/2019	04/23/2019	No	G	3215	300	Yes			0.311	0.02	0.06	0.138						No
International Insignia Corporation	Sample Location # 1	11	12/03/2019	12/12/2019	No	C	5356		No			0.332	0.02	0.888		0.02					No
International Insignia Corporation	Sample Location # 1	11	10/09/2019	10/23/2019	No	G	4496		No	0.01	0.02	0.364	0.02	0.863	0.122	0.02	0.01				No
International Insignia Corporation	Sample Location # 4	11	04/15/2019	04/23/2019	No	G	3215	15	Yes			0.417	0.02	6.15	0.477						No
International Insignia Corporation	Sample Location # 1	11	06/10/2019	06/19/2019	No	C	5476		No			0.467	0.02	0.814		0.02					No
International Insignia Corporation	Sample Location # 1	11	04/15/2019	04/23/2019	No	C	3215		No	0.01	0.02	0.47	0.02	0.863	0.09	0.02	0.01				No
International Insignia Corporation	Sample Location # 1	11	03/28/2019	05/02/2019	Yes	C	3986		No	0.015	0.075	0.482	0.075	0.65	0.074	0.017	0.025				No
International Insignia Corporation	Sample Location # 4	11	10/09/2019	10/23/2019	No	G	4496	15	Yes			0.496	0.048	11.5	0.867						No
International Insignia Corporation	Sample Location # 2	11	10/09/2019	10/23/2019	No	G	4496	314	Yes			1.37	0.02	0.05	0.104						No
International Insignia Corporation	Sample Location # 2	11	08/29/2019	09/04/2019	No	C	6238	314	Yes			1.6	0.02	0.112	0.126						No
International Insignia Corporation	Sample Location # 3	11	02/07/2019	02/21/2019	No	G	3376	75	Yes			7.95	0.37	9.2	8.1						No
International Insignia Corporation	Sample Location # 3	11	06/10/2019	06/19/2019	No	G	5476	75	Yes			42.4	0.874	4.1	8.84						No
International Insignia Corporation	Sample Location # 3	11	10/09/2019	10/23/2019	No	G	4496	75	Yes			59.7	0.736	13.6	12.9						No
Ira Green, Inc.	Sample Location # 1	11	12/03/2019	12/04/2019	Yes	C		1	No	0.015	0.075	0.444	0.075	0.05	0.06	1.24	0.034				Yes
Ira Green, Inc.	Sample Location # 1	11	11/06/2019	12/24/2019	No	C	25400		No			0.02		0.005		0.01					No
Ira Green, Inc.	Sample Location # 3	11	02/11/2019	03/15/2019	No	G	35400	400	Yes			0.02									No
Ira Green, Inc.	Sample Location # 1	11	07/01/2019	08/22/2019	No	C	28100		No			0.023		0.02		0.01					No
Ira Green, Inc.	Sample Location # 1	11	05/03/2019	06/24/2019	No	C	27900		No			0.024		0.047		0.024					No
Ira Green, Inc.	Sample Location # 1	11	04/17/2019	05/08/2019	No	C	31500		No	0.004	0.005	0.026	0.005	0.009	0.02	0.01	0.005				No
Ira Green, Inc.	Sample Location # 5	11	02/11/2019	03/15/2019	No	G	35400	300	Yes			0.03	0.077	9.31	8.86						No

Compliance Monitoring Results for Significant Industrial Users  
Field's Point - 2019

Company	Location	Category	Sample Date	Received Date	NBC Sample	Type	Flow	Volume	CDF	Cd	Cr	Cu	Pb	Ni	Zn	CN	Ag	BOD	TSS	TTO	Violation
Ira Green, Inc.	Sample Location # 4	11	01/10/2019	02/21/2019	No	G	35700	300	Yes			0.032	0.162	0.045	0.579						No
Ira Green, Inc.	Sample Location # 3	11	12/09/2019	01/30/2020	No	G	35400	400	Yes			0.035									No
Ira Green, Inc.	Sample Location # 5	11	08/05/2019	09/20/2019	No	G	29900	300	Yes			0.036	0.005	0.193	0.02						No
Ira Green, Inc.	Sample Location # 3	11	10/03/2019	11/20/2019	No	G	34900	400	Yes			0.043									No
Ira Green, Inc.	Sample Location # 1	11	01/10/2019	02/21/2019	No	C	35700		No			0.045		0.027		0.03					No
Ira Green, Inc.	Sample Location # 5	11	04/17/2019	05/08/2019	No	G	31500	300	Yes			0.045	0.031	17	6.88						No
Ira Green, Inc.	Sample Location # 3	11	06/07/2019	07/22/2019	No	G	26000	400	Yes			0.047									No
Ira Green, Inc.	Sample Location # 4	11	03/04/2019	04/08/2019	No	G	30900	300	Yes			0.052	0.005	5.62	0.474						No
Ira Green, Inc.	Sample Location # 1	11	03/04/2019	04/08/2019	No	C	30900		No			0.064		0.017		0.01					No
Ira Green, Inc.	Sample Location # 4	11	05/03/2019	06/24/2019	No	G	27900	300	Yes			0.065	0.165	11.9	4.54						No
Ira Green, Inc.	Sample Location # 1	11	09/05/2019	10/17/2019	No	C	36700		No			0.071		0.02		0.01					No
Ira Green, Inc.	Sample Location # 1	11	02/11/2019	03/15/2019	No	C	35400		No	0.004	0.005	0.078	0.005	0.059	0.02	0.01	0.005				No
Ira Green, Inc.	Sample Location # 1	11	06/07/2019	07/22/2019	No	C	26000		No	0.004	0.005	0.079	0.005	0.011	0.02	0.01	0.005				No
Ira Green, Inc.	Sample Location # 1	11	01/24/2019	01/25/2019	Yes	C	11818		No	0.015	0.075	0.081	0.075	0.05	0.06	0.06	0.025				No
Ira Green, Inc.	Sample Location # 4	11	07/01/2019	08/22/2019	No	G	28100	300	Yes			0.081	0.005	5.23	11.9						No
Ira Green, Inc.	Sample Location # 3	11	08/05/2019	09/20/2019	No	G	29900	400	Yes			0.1									No
Ira Green, Inc.	Sample Location # 3	11	04/17/2019	05/08/2019	No	G	31500	400	Yes			0.103									No
Ira Green, Inc.	Sample Location # 5	11	10/03/2019	11/20/2019	No	G	34900	300	Yes			0.107	0.01	9.64	4.63						No
Ira Green, Inc.	Sample Location # 1	11	10/03/2019	11/20/2019	No	C	34900		No	0.004	0.005	0.139	0.005	0.024	0.02	0.01	0.005				No
Ira Green, Inc.	Sample Location # 1	11	08/05/2019	09/20/2019	No	C	29900		No			0.141		0.011		0.01					No
Ira Green, Inc.	Sample Location # 1	11	09/18/2019	09/19/2019	Yes	C	17000		No	0.015	0.075	0.149	0.075	0.05	0.06	0.038	0.025				No
Ira Green, Inc.	Sample Location # 5	11	12/09/2019	01/30/2020	No	G	35400	300	Yes			0.165	0.005	2.37	4.01						No
Ira Green, Inc.	Sample Location # 4	11	11/06/2019	12/24/2019	No	G	25400	300	Yes			0.189	0.012	2.67	2.4						No
Ira Green, Inc.	Sample Location # 1	11	12/09/2019	01/30/2020	No	C	35400		No			0.191		0.005		0.01					No
Ira Green, Inc.	Sample Location # 5	11	06/07/2019	07/22/2019	No	G	26000	300	Yes			0.2	0.05	20.6	15.5						No
Ira Green, Inc.	Sample Location # 2	11	01/10/2019	02/21/2019	No	G	35700	800	Yes			0.28	0.005	0.005	0.02						No
Ira Green, Inc.	Sample Location # 2	11	05/03/2019	06/24/2019	No	G	27900	800	Yes			0.794	0.005	0.036	0.611						No
Ira Green, Inc.	Sample Location # 2	11	09/05/2019	10/17/2019	No	G	36700	800	Yes			0.82	0.005	0.048	0.594						No
Ira Green, Inc.	Sample Location # 4	11	09/05/2019	10/17/2019	No	G	36700	300	Yes			0.934	0.005	0.702	0.967						No
Ira Green, Inc.	Sample Location # 2	11	03/04/2019	04/08/2019	No	G	30900	800	Yes			1.37	0.005	1.23	22.9						No
Ira Green, Inc.	Sample Location # 2	11	07/01/2019	08/22/2019	No	G	28100	800	Yes			7.56	0.012	0.053	1.47						No
Ira Green, Inc.	Sample Location # 2	11	11/06/2019	12/24/2019	No	G	25400	800	Yes			19.7	0.025	0.326	5.92						No
Mahr, Inc.	Sample Location # 1	11	02/15/2019	03/05/2019	No	C	1327		No		2.8	0.09		0.04	0.19						Yes
Mahr, Inc.	Sample Location # 1	11	02/25/2019	03/05/2019	No	C	1322		No		3.89	0.13		0.06	0.14						Yes
Mahr, Inc.	Sample Location # 1	11	10/03/2019	11/15/2019	No	G	1495		No	0.004	0.182	0.028	0.005	0.005	0.025	0.01	0.005				No
Mahr, Inc.	Sample Location # 1	11	03/29/2019	04/17/2019	No	C	1297		No		0.537	0.032		0.005	0.025						No
Mahr, Inc.	Sample Location # 1	11	03/22/2019	04/01/2019	No	C	1247		No		0.46	0.032		0.005	0.035						No
Mahr, Inc.	Sample Location # 1	11	04/16/2019	04/30/2019	No	C	1174		No	0.004	0.455	0.039	0.033	0.005	0.045	0.01	0.005				No
Mahr, Inc.	Sample Location # 1	11	08/08/2019	08/13/2019	No	C	1518		No		0.34	0.039		0.005	0.04						No
Mahr, Inc.	Sample Location # 1	11	12/10/2019	12/26/2019	No	C	1422		No		0.21	0.039		0.005	0.053						No
Mahr, Inc.	Sample Location # 1	11	08/06/2019	08/19/2019	No	C	1500		No		0.34	0.039		0.005	0.04						No
Mahr, Inc.	Sample Location # 1	11	03/21/2019	05/02/2019	Yes	C	2665		No	0.015	0.477	0.046	0.075	0.05	0.06	0.004	0.025				No
Mahr, Inc.	Sample Location # 1	11	07/31/2019	08/01/2019	Yes	C	1168		No	0.015	0.446	0.056	0.075	0.05	0.06	0.004	0.025				No
Mahr, Inc.	Sample Location # 1	11	03/08/2019	03/21/2019	No	C	1201		No		0.707	0.059		0.005	0.048						No
Mahr, Inc.	Sample Location # 1	11	03/15/2019	03/29/2019	No	C	1108		No		0.449	0.08		0.005	0.064						No
Mahr, Inc.	Sample Location # 1	11	06/05/2019	06/17/2019	No	C	1547		No		0.258	0.109		0.005	0.082						No
Mahr, Inc.	Sample Location # 1	11	02/06/2019	03/05/2019	No	C	78		No		2.64	0.12		0.05	0.1						No
Manchester Street, LLC	Sample Location # 1	27	05/22/2019	06/03/2019	No	C	96030		No			0.02	0.02		0.089						No
Manchester Street, LLC	Sample Location # 1	27	04/10/2019	05/02/2019	No	C	96350		No	0.01	0.02	0.02	0.02	0.05	0.059		0.01				No
Manchester Street, LLC	Sample Location # 1	27	03/20/2019	04/02/2019	No	C	70660		No			0.02	0.02		0.05						No
Manchester Street, LLC	Sample Location # 1	27	02/20/2019	02/20/2019	Yes	C	99000		No	0.015	0.075	0.02	0.075	0.05	0.06		0.025				No

Compliance Monitoring Results for Significant Industrial Users  
Field's Point - 2019

Company	Location	Category	Sample Date	Received Date	NBC Sample	Type	Flow	Volume	CDF	Cd	Cr	Cu	Pb	Ni	Zn	CN	Ag	BOD	TSS	TTO	Violation
Manchester Street, LLC	Sample Location # 1	27	02/20/2019	03/06/2019	No	C	98470		No			0.02	0.02		0.05						No
Manchester Street, LLC	Sample Location # 1	27	12/13/2019	01/02/2020	No	C	83960		No			0.02	0.02		0.05						No
Manchester Street, LLC	Sample Location # 1	27	01/16/2019	02/05/2019	No	C	75800		No			0.02	0.02		0.077						No
Manchester Street, LLC	Sample Location # 1	27	10/22/2019	11/01/2019	No	C	69775		No	0.01	0.02	0.02	0.02	0.05	0.05		0.01				No
Manchester Street, LLC	Sample Location # 1	27	09/18/2019	09/19/2019	Yes	C	90000		No	0.015	0.075	0.02	0.075	0.05	0.06		0.025				No
Manchester Street, LLC	Sample Location # 1	27	09/04/2019	10/01/2019	No	C	95610		No			0.02	0.02		0.05						No
Manchester Street, LLC	Sample Location # 1	27	08/08/2019	09/06/2019	No	C	83230		No			0.02	0.02		0.05						No
Manchester Street, LLC	Sample Location # 1	27	07/12/2019	08/08/2019	No	C	93160		No			0.02	0.02		0.05						No
Manchester Street, LLC	Sample Location # 1	27	06/20/2019	07/08/2019	No	C	90650		No			0.02	0.02		0.05						No
Manchester Street, LLC	Sample Location #2	27	10/22/2019	11/01/2019	No	G	69775	100	No	0.01	0.02	0.02	0.02	0.05	0.05		0.01				No
Manchester Street, LLC	Sample Location # 1	27	11/01/2019	12/05/2019	No	C	94815		No			0.022	0.02		0.053						No
Manchester Street, LLC	Sample Location #2	27	04/10/2019	05/02/2019	No	C	5835		No	0.01	0.044	0.026	0.02	0.099	0.05		0.01				No
Metallurgical Solutions, Inc.	Sample Location # 1	11	01/04/2019	02/04/2019	No	G			No	0.02	0.1	0.13	0.05	0.41	0.06	0.06	0.09				No
Metallurgical Solutions, Inc.	Sample Location # 1	11	09/03/2019	09/03/2019	Yes	G		1	No	0.015	0.444	0.208	0.075	0.316	0.06	0.032	0.025				No
Metallurgical Solutions, Inc.	Sample Location # 1	11	07/08/2019	08/09/2019	No	G		1150	No	0.048	0.274	0.257	0.02	0.676	0.059	0.02	0.03				No
Metallurgical Solutions, Inc.	Sample Location # 1	11	02/14/2019	02/14/2019	Yes	G		1	No	0.015	1.769	0.365	0.075	0.939	0.06	0.104	0.025				No
Monarch Metal Finishing Co. - Aurora St.	Sample Location # 1	11	03/11/2019	03/12/2019	Yes	C	2470		No	0.015	0.075	0.139	0.075	0.204	0.06	0.049	0.025				No
Monarch Metal Finishing Co. - Aurora St.	Sample Location # 1	11	03/11/2019	04/30/2019	No	C	4862		No	0.01	0.026	0.144	0.02	0.203	0.05	0.029	0.01				No
Monarch Metal Finishing Co. - Aurora St.	Sample Location # 1	11	02/19/2019	03/29/2019	No	C	374		No			0.63		1.39	0.45	0.01	0.09				No
Monarch Metal Finishing, Inc.	Sample Location # 1	11	03/13/2019	04/29/2019	No	C	23637		No			0.471		0.295	0.05	0.6					Yes
Monarch Metal Finishing, Inc.	Sample Location # 1	11	09/04/2019	09/30/2019	No	C	16606		No	0.01	0.172	1.66	0.02	0.92	1.08	0.199	0.011				Yes
Monarch Metal Finishing, Inc.	Sample Location # 1	11	09/04/2019	09/05/2019	Yes	C	26721		No	0.013	0.19	2.442	0.048	1.108	1.918	0.102	0.018				Yes
Monarch Metal Finishing, Inc.	Sample Location # 1	11	04/12/2019	05/13/2019	No	C	8303		No	0.01	0.128	0.082	0.02	0.464	0.251	0.134	0.052				No
Monarch Metal Finishing, Inc.	Sample Location # 1	11	12/19/2019	01/30/2020	No	C	21618		No			0.166		0.424	0.166	0.02					No
Monarch Metal Finishing, Inc.	Sample Location # 1	11	10/04/2019	10/21/2019	No	C	2030		No	0.01	0.143	0.496	0.02	1.03	0.923	0.02	0.031				No
Monarch Metal Finishing, Inc.	Sample Location # 1	11	09/27/2019	10/21/2019	No	C	2470		No			0.53									No
Monarch Metal Finishing, Inc.	Sample Location # 1	11	09/13/2019	09/30/2019	No	C	16905		No			0.536		0.86	0.772	0.02					No
Monarch Metal Finishing, Inc.	Sample Location # 1	11	08/13/2019	09/30/2019	No	C	16831		No			0.552		0.552	0.259	0.02					No
Monarch Metal Finishing, Inc.	Sample Location # 1	11	07/23/2019	08/28/2019	No	C	17504		No			0.58		0.427	0.053	0.02					No
Monarch Metal Finishing, Inc.	Sample Location # 1	11	02/18/2019	03/29/2019	No	C	23712		No			0.62		1.13	0.5	0.01					No
Monarch Metal Finishing, Inc.	Sample Location # 1	11	01/16/2019	02/27/2019	No	C	31940		No			0.68		0.47	0.48	0.15					No
Monarch Metal Finishing, Inc.	Sample Location # 1	11	04/25/2019	04/26/2019	Yes	C	9051		No	0.015	0.235	0.716	0.075	0.336	1.328	0.18	0.025				No
Monarch Metal Finishing, Inc.	Sample Location # 1	11	05/01/2019	05/13/2019	No	C	16307		No			0.725		0.302	0.178	0.02					No
Monarch Metal Finishing, Inc.	Sample Location # 1	11	06/11/2019	07/29/2019	No	C	22216		No			0.729		0.804	1.63	0.02					No
Monarch Metal Finishing, Inc.	Sample Location # 1	11	09/20/2019	10/21/2019	No	C	2640		No			0.789									No
Monarch Metal Finishing, Inc.	Sample Location # 1	11	11/04/2019	12/24/2019	No	C	2190		No			0.818		0.349	0.593	0.172					No
Monarch Metal Finishing, Inc.	Sample Location # 1	11	04/25/2019	05/13/2019	No	C	17878		No	0.01	0.264	0.824	0.02	0.376	1.44	0.178	0.011				No
Monarch Metal Finishing, Inc.	Sample Location # 1	11	04/17/2019	05/13/2019	No	C	21692		No							0.05					No
Narragansett Jewelry	Sample Location # 3	11	10/21/2019	11/06/2019	No	G	4772		No	0.01	0.02	0.02	0.02	0.05	0.05		0.01				No
Narragansett Jewelry	Sample Location # 1	11	09/04/2019	09/05/2019	Yes	C	27530		No	0.015	0.075	0.065	0.075	0.05	0.06	0.008	0.025				No
Narragansett Jewelry	Sample Location # 1	11	02/12/2019	03/11/2019	No	C	2760		No			0.07		0.05	0.02	0.01					No
Narragansett Jewelry	Sample Location # 1	11	10/21/2019	11/06/2019	No	C	4772		No	0.01	0.02	0.083	0.02	0.05	0.05	0.02	0.028				No
Narragansett Jewelry	Sample Location # 1	11	04/24/2019	05/14/2019	No	C	4820		No	0.01	0.02	0.157	0.02	0.05	0.083	0.02	0.013				No
Narragansett Jewelry	Sample Location # 1	11	01/08/2019	01/09/2019	Yes	C	202		No	0.015	0.075	0.193	0.075	0.05	0.06	0.004	0.025				No
Narragansett Jewelry	Sample Location # 1	11	12/09/2019	01/06/2020	No	C	4510		No			0.206		0.05	0.05						No
Narragansett Jewelry	Sample Location # 1	11	06/11/2019	07/23/2019	No	C	4080		No			0.216		0.05	0.08	0.02					No
Narragansett Jewelry	Sample Location # 1	11	08/19/2019	09/12/2019	No	C	4580		No			0.28		0.05	0.063	0.02					No
Prov. Journal Co. - Production Facility	Sample Location # 1	24	02/11/2019	02/12/2019	Yes	C	2695		No	0.015	0.075	0.02	0.075	0.05	0.06		0.025				No
Prov. Journal Co. - Production Facility	Sample Location # 1	24	09/23/2019	10/03/2019	No	C			No			0.02	0.02	0.02	0.05	0.05					No
Prov. Journal Co. - Production Facility	Sample Location # 1	24	07/15/2019	08/13/2019	No	C			No			0.02	0.02	0.02	0.05	0.05					No
Prov. Journal Co. - Production Facility	Sample Location # 1	24	05/09/2019	05/29/2019	No	C	1100		No			0.02	0.02	0.02	0.05	0.05					No

Compliance Monitoring Results for Significant Industrial Users  
Field's Point - 2019

Company	Location	Category	Sample Date	Received Date	NBC Sample	Type	Flow	Volume	CDF	Cd	Cr	Cu	Pb	Ni	Zn	CN	Ag	BOD	TSS	TTO	Violation
Prov. Journal Co. - Production Facility	Sample Location # 1	24	11/26/2019	12/09/2019	No	C			No		0.13	0.022	0.02	0.05	0.05						No
Prov. Journal Co. - Production Facility	Sample Location # 1	24	10/29/2019	10/30/2019	Yes	C		1	No	0.015	0.075	0.027	0.075	0.05	0.06		0.025				No
Prov. Journal Co. - Production Facility	Sample Location # 1	24	03/18/2019	04/03/2019	No	C			No		0.02	0.038	0.02	0.05	0.1						No
Prov. Journal Co. - Production Facility	Sample Location # 1	24	01/07/2019	01/25/2019	No	C			No		0.11	0.05	0.05	0.04	0.01						No
Providence Specialty Products, LLC	Sample Location # 1	34	03/12/2019	03/13/2019	Yes	G		300	No									603.43	178		No
Providence Specialty Products, LLC	Sample Location # 2	34	09/27/2019	10/15/2019	No	G		500	No									16600	1960		No
Providence Specialty Products, LLC	Sample Location # 2	34	09/30/2019	10/09/2019	No	G			No									15100	1890		No
Providence Specialty Products, LLC	Sample Location # 2	34	09/28/2019	10/09/2019	No	G			No									16700	953		No
Providence Specialty Products, LLC	Sample Location # 2	34	09/26/2019	10/09/2019	No	G			No									13300	1560		No
Providence Specialty Products, LLC	Sample Location # 2	34	07/24/2019	08/14/2019	No	C			No									22700	1660		No
Providence Specialty Products, LLC	Sample Location # 2	34	01/10/2019	02/06/2019	No	C	105		No									8250	2342		No
Providence Specialty Products, LLC	Sample Location # 1	34	09/30/2019	10/09/2019	No	G		500	No									3	6		No
Providence Specialty Products, LLC	Sample Location # 1	34	09/27/2019	10/15/2019	No	G		500	No									11	5		No
Providence Specialty Products, LLC	Sample Location # 1	34	07/24/2019	08/14/2019	No	G			No									3	5		No
Providence Specialty Products, LLC	Sample Location # 1	34	01/10/2019	02/06/2019	No	C	105		No									530.3	33		No
Providence Specialty Products, LLC	Sample Location # 1	34	08/27/2019	08/27/2019	Yes	G		1	No									32.07	7.692		No
Providence Specialty Products, LLC	Sample Location # 1	34	09/26/2019	10/09/2019	No	G	500		No									211	14		No
Providence Specialty Products, LLC	Sample Location # 1	34	09/28/2019	10/09/2019	No	G		500	No									49	14		No
Rhode Island Convention Center Authority	Sample Location # 1	40	05/24/2019	06/06/2019	No	C	15460		No	0.001	0.003	0.007	0.001	0.045	0.234					5	No
Rhode Island Convention Center Authority	Sample Location # 1	40	03/27/2019	04/09/2019	No	C	5702		No	0.001	0.002	0.009	0.011	0.057	0.543					5	No
Rhode Island Convention Center Authority	Sample Location # 1	40	04/25/2019	05/06/2019	No	G	17570		No	0.001	0.002	0.009	0.002	0.052	0.219					5	No
Rhode Island Convention Center Authority	Sample Location # 1	40	06/26/2019	07/08/2019	No	C	12491		No	0.003	0.01	0.01	0.01	0.046	0.251					5	No
Rhode Island Convention Center Authority	Sample Location # 1	40	02/07/2019	02/08/2019	Yes	C	26600		No	0.015	0.075	0.02	0.075	0.05	0.243		0.025			2	No
Rhode Island Convention Center Authority	Sample Location # 1	40	02/20/2019	02/21/2019	Yes	C	16000		No	0.015	0.075	0.02	0.075	0.05	0.242		0.025			2	No
Rhode Island Convention Center Authority	Sample Location # 1	40	02/28/2019	03/12/2019	No	C	8231		No	0.001	0.002	0.023	0.001	0.028	0.281					5	No
Rhode Island Convention Center Authority	Sample Location # 1	40	01/29/2019	02/28/2019	No	C	8144		No	0.003	0.01	0.031	0.01	0.025	0.511					5	No
Rhode Island Convention Center Authority	Sample Location # 1	40	02/01/2019	02/28/2019	No	C	8144		No	0.003	0.01	0.032	0.01	0.025	0.387					5	No
Rhode Island Convention Center Authority	Sample Location # 1	40	01/31/2019	02/28/2019	No	C	8144		No	0.003	0.01	0.035	0.01	0.025	0.446					5	No
Rhode Island Convention Center Authority	Sample Location # 1	40	01/30/2019	02/28/2019	No	C	8144		No	0.003	0.01	0.036	0.01	0.025	0.54					5	No
Rhode Island Resource Recovery Corp.	Sample Location # 1	34	03/20/2019	04/30/2019	No	C	431850		No	0.001	0.111	0.01	0.01	0.045	0.05	0.02	0.01	39	250	0.021	No
Rhode Island Resource Recovery Corp.	Sample Location # 1	34	04/17/2019	05/29/2019	No	C	503200		No	0.001	0.077	0.01	0.01	0.035	0.05	0.025	0.01	29	54	0.1	No
Rhode Island Resource Recovery Corp.	Sample Location # 1	34	05/23/2019	06/28/2019	No	C	498850		No	0.001	0.064	0.01	0.038	0.05	0.05	0.024	0.01	22	60	0.05	No
Rhode Island Resource Recovery Corp.	Sample Location # 1	34	06/25/2019	07/30/2019	No	C	372660		No	0.001	0.074	0.01	0.01	0.042	0.051	0.01	0.01	8.4	230	0.01	No
Rhode Island Resource Recovery Corp.	Sample Location # 1	34	02/13/2019	03/28/2019	No	C	440510		No	0.001	0.129	0.01	0.01	0.051	0.05	0.033	0.01	93	270	0.1	No
Rhode Island Resource Recovery Corp.	Sample Location # 1	34	01/16/2019	03/01/2019	No	C	414640		No	0.001	0.17	0.01	0.016	0.058	0.05	0.028	0.01	56	190	0.035	No
Rhode Island Resource Recovery Corp.	Sample Location # 1	34	07/10/2019	08/20/2019	No	C	259440		No	0.001	0.147	0.01	0.01	0.058	0.055	0.023	0.01	41	230	0.038	No
Rhode Island Resource Recovery Corp.	Sample Location # 1	34	08/21/2019	09/19/2019	No	C	213650		No	0.001	0.119	0.01	0.015	0.062	0.05	0.025	0.01	48	260	0.1	No
Rhode Island Resource Recovery Corp.	Sample Location # 1	34	09/25/2019	10/30/2019	No	C	192410		No	0.001	0.114	0.01	0.01	0.07	0.05	0.02	0.01	52	270	0.1	No
Rhode Island Resource Recovery Corp.	Sample Location # 1	34	05/28/2019	05/29/2019	Yes	C	557952		No	0.015	0.075	0.02	0.075	0.051	0.06	0.022	0.025	24.78	42	0.005	No
Rhode Island Resource Recovery Corp.	Sample Location # 1	34	12/30/2019	01/30/2020	No	C	545430		No	0.005	0.123	0.02	0.005	0.055	0.02	0.023	0.008	118	81	0.01	No
Rhode Island Resource Recovery Corp.	Sample Location # 1	34	11/14/2019	12/27/2019	No	C	267570		No	0.005	0.081	0.02	0.005	0.054	0.02	0.011	0.005	37	48	0.1	No
Rhode Island Resource Recovery Corp.	Sample Location # 1	34	09/09/2019	09/10/2019	Yes	C	160288		No	0.015	0.075	0.02	0.075	0.063	0.06	0.025	0.025	42.19	85	0.005	No
Rhode Island Resource Recovery Corp.	Sample Location # 1	34	10/24/2019	11/27/2019	No	C	276830		No	0.005	0.064	0.02	0.005	0.058	0.02	0.018	0.005	20	46	0.05	No
Surface Coatings, LLC	Sample Location # 1	11	10/29/2019	11/12/2019	No	C	600		No	0.01	0.02	0.02	0.02	0.05	0.05	0.02	0.01				No
Surface Coatings, LLC	Sample Location # 1	11	12/09/2019	12/20/2019	No	C	1571		No		0.048	0.034		0.105	0.05	0.02					No
Surface Coatings, LLC	Sample Location # 1	11	10/09/2019	10/23/2019	No	C	590		No	0.01	0.04	0.08	0.02	0.109	0.061	0.02	0.01				No
Surface Coatings, LLC	Sample Location # 1	11	07/11/2019	07/16/2019	Yes	C	2470		No	0.015	0.075	0.099	0.075	0.091	0.815	0.004	0.025				No
Surface Coatings, LLC	Sample Location # 1	11	06/19/2019	07/01/2019	No	C	3965		No		0.059	0.105		0.15	0.083	0.02					No
Surface Coatings, LLC	Sample Location # 1	11	04/23/2019	05/13/2019	No	C	4488		No	0.01	0.04	0.116	0.02	0.1	0.128	0.02	0.01				No
Surface Coatings, LLC	Sample Location # 1	11	02/20/2019	03/25/2019	No	C	4788		No		0.05	0.13		0.4	0.13	0.01					No
Surface Coatings, LLC	Sample Location # 1	11	01/03/2019	01/04/2019	Yes	C	2769		No	0.015	0.075	0.395	0.075	1.247	1.085	0.177	0.025				No



Compliance Monitoring Results for Significant Industrial Users  
Field's Point - 2019

Company	Location	Category	Sample Date	Received Date	NBC Sample	Type	Flow	Volume	CDF	Cd	Cr	Cu	Pb	Ni	Zn	CN	Ag	BOD	TSS	TTO	Violation
Surface Coatings, LLC	Sample Location # 2	11	10/09/2019	10/23/2019	No	G	590	65	Yes		1.59	0.403		1.8	2.32						No
Surface Coatings, LLC	Sample Location # 2	11	04/23/2019	05/13/2019	No	G	4488	65	Yes		0.02	0.418		0.059	0.088						No
Surface Coatings, LLC	Sample Location # 2	11	10/29/2019	11/12/2019	No	G	600	50	Yes		0.02	0.465		0.05	0.157						No
Technodic, Inc.	Sample Location # 1	11	04/09/2019	05/20/2019	No	C	8303		No	0.005	0.074	0.013	0.01	0.025	0.025	0.02	0.005				No
Technodic, Inc.	Sample Location # 3	11	04/09/2019	05/20/2019	No	G	8303	25	Yes		1.78	0.018		0.025	0.048						No
Technodic, Inc.	Sample Location # 2	11	02/06/2019	03/25/2019	No	G	2843	375	Yes		0.05	0.02		0.04	0.01						No
Technodic, Inc.	Sample Location # 4	11	06/06/2019	07/26/2019	No	G	5610	175	Yes		0.175	0.02		0.05	0.05						No
Technodic, Inc.	Sample Location # 5	11	08/07/2019	09/18/2019	No	G	4788	40	Yes		1.84	0.02		0.05	0.05						No
Technodic, Inc.	Sample Location # 6	11	10/02/2019	11/22/2019	No	G	973	375	Yes		0.02	0.02		0.05	0.05						No
Technodic, Inc.	Sample Location # 1	11	08/07/2019	09/18/2019	No	C	4788		No		0.415	0.042		0.05	0.05						No
Technodic, Inc.	Sample Location # 1	11	06/06/2019	07/26/2019	No	C	5610		No		0.282	0.05		0.05	0.103						No
Technodic, Inc.	Sample Location # 1	11	10/02/2019	10/03/2019	Yes	C	7335		No	0.015	0.424	0.05	0.075	0.05	0.06	0.01	0.025				No
Technodic, Inc.	Sample Location # 1	11	10/02/2019	11/22/2019	No	C	973		No	0.01	0.428	0.051	0.02	0.05	0.05	0.021	0.01				No
Technodic, Inc.	Sample Location # 1	11	02/06/2019	03/25/2019	No	C	2843		No		0.25	0.06		0.07	0.04						No
Technodic, Inc.	Sample Location # 1	11	12/05/2019	01/24/2020	No	C	9350		No		0.275	0.061		0.05	0.05						No
Technodic, Inc.	Sample Location # 1	11	01/29/2019	01/30/2019	Yes	C	2096		No	0.015	1.462	0.229	0.075	0.05	0.081	0.018	0.025				No
Tri-Jay Company	Sample Location # 1	11	02/12/2019	02/13/2019	Yes	C	5689		No	0.015	0.075	1.415	0.075	0.78	0.129	0.137	0.343				Yes
Tri-Jay Company	Sample Location # 1	11	06/11/2019	07/25/2019	No	C	8325		No			0.254		0.186	0.257	0.02	0.092				No
Tri-Jay Company	Sample Location # 1	11	02/25/2019	03/27/2019	No	C	9525		No			0.3									No
Tri-Jay Company	Sample Location # 1	11	04/02/2019	05/21/2019	No	C	9045		No	0.01	0.02	0.305	0.02	0.271	0.082	0.02	0.015				No
Tri-Jay Company	Sample Location # 1	11	02/27/2019	03/27/2019	No	C	9150		No			0.31									No
Tri-Jay Company	Sample Location # 1	11	02/05/2019	03/14/2019	No	C	8850		No			0.31		0.2	0.09	0.01	0.01				No
Tri-Jay Company	Sample Location # 1	11	02/28/2019	03/27/2019	No	C	10275		No			0.34									No
Tri-Jay Company	Sample Location # 1	11	02/26/2019	03/27/2019	No	C	7125		No			0.37									No
Tri-Jay Company	Sample Location # 1	11	03/13/2019	04/16/2019	No	C	9375		No			0.373		0.315	0.086	0.02	0.087				No
Tri-Jay Company	Sample Location # 1	11	07/15/2019	08/26/2019	No	C	7050		No			0.392		0.196	0.106	0.02	0.04				No
Tri-Jay Company	Sample Location # 1	11	09/03/2019	10/24/2019	No	C	8700		No			0.412		0.225	0.435		0.082				No
Tri-Jay Company	Sample Location # 1	11	11/12/2019	12/04/2019	No	C	8250		No			0.475		0.073	0.197	0.02	0.041				No
Tri-Jay Company	Sample Location # 1	11	12/09/2019	01/23/2020	No	C	11400		No			0.552		0.36	0.098	0.02	0.034				No
Tri-Jay Company	Sample Location # 1	11	01/07/2019	02/13/2019	No	C	7800		No			0.56		0.41	0.14	0.12	0.03				No
Tri-Jay Company	Sample Location # 1	11	08/13/2019	09/17/2019	No	C	7500		No			0.683		0.113	0.229	0.02	0.024				No
Tri-Jay Company	Sample Location # 1	11	05/01/2019	06/26/2019	No	C	8475		No			0.725		0.377	0.134	0.067	0.19				No
Tri-Jay Company	Sample Location # 1	11	10/03/2019	11/25/2019	No	C	6975		No	0.01	0.02	0.935	0.02	0.575	0.547	0.02	0.036				No
Tri-Jay Company	Sample Location # 1	11	10/03/2019	10/04/2019	Yes	C	6961		No	0.015	0.075	0.94	0.075	0.609	0.574	0.01	0.046				No
Tri-Jay Company	Sample Location # 4	11	03/13/2019	04/16/2019	No	C	9375	14	Yes			1.53	0.045	0.212	0.807						No
Tri-Jay Company	Sample Location # 5	11	04/02/2019	05/21/2019	No	G	9045	33	Yes			2.4	0.061	0.298	1.02						No
Tri-Jay Company	Sample Location # 3	11	02/05/2019	03/14/2019	No	G	8850	33	Yes			2.52	0.05	0.45	0.49						No
Tri-Jay Company	Sample Location # 7	11	07/15/2019	08/26/2019	No	G	7050	70	Yes			3.52	0.398	0.441	0.639						No
Tri-Jay Company	Sample Location # 8	11	08/13/2019	09/17/2019	No	G	7500	21	Yes			4.38	0.062	0.386	1.13						No
Tri-Jay Company	Sample Location # 6	11	05/01/2019	06/26/2019	No	G	8475	18	Yes			4.7	0.238	0.833	2.63						No
Tri-Jay Company	Sample Location # 9	11	09/03/2019	10/24/2019	No	G	8700	21	Yes			5.4	0.405	0.5	3.33						No
Tri-Jay Company	Sample Location # 2	11	01/07/2019	02/13/2019	No	G	7800	22	Yes			9.69	0.41	1.83	1.92						No
Tri-Jay Company	Sample Location #10	11	10/03/2019	11/25/2019	No	G	6975	21	Yes			37	0.032	0.814	15.6						No
Tri-Jay Company	Sample Location #11	11	11/12/2019	12/04/2019	No	G	8250	19	Yes						6.11						No
Tri-Jay Company	Sample Location #12	11	12/09/2019	01/23/2020	No	G	11400	43	Yes						6.57						No
Unique Plating Company	Sample Location # 1	11	01/09/2019	01/10/2019	Yes	C	749		No	0.051	0.075	25.2	0.205	12.35	1.286	0.042	0.788				Yes
Unique Plating Company	Sample Location # 1	11	07/15/2019	07/16/2019	Yes	C	973		No	0.015	0.084	0.039	0.075	0.098	0.06	0.21	0.033				No
Unique Plating Company	Sample Location # 1	11	08/15/2019	09/25/2019	No	C	2500		No			0.048		0.078		0.02					No
Unique Plating Company	Sample Location # 1	11	01/30/2019	03/01/2019	No	C	2000		No			0.05		0.07			0.02				No
Unique Plating Company	Sample Location # 1	11	02/11/2019	03/01/2019	No	C	2000		No			0.05		0.15			0.03				No
Unique Plating Company	Sample Location # 1	11	01/28/2019	03/01/2019	No	C	2000		No			0.06		0.08			0.01				No

Compliance Monitoring Results for Significant Industrial Users  
Field's Point - 2019

Company	Location	Category	Sample Date	Received Date	NBC Sample	Type	Flow	Volume	CDF	Cd	Cr	Cu	Pb	Ni	Zn	CN	Ag	BOD	TSS	TTO	Violation
Unique Plating Company	Sample Location # 1	11	02/05/2019	03/01/2019	No	C	2000		No			0.06		0.36		0.02					No
Unique Plating Company	Sample Location # 1	11	02/15/2019	03/25/2019	No	C	1500		No			0.08		0.21		0.14					No
Unique Plating Company	Sample Location # 1	11	12/12/2019	01/21/2020	No	C	1575		No			0.11		0.397		0.02					No
Unique Plating Company	Sample Location # 1	11	10/03/2019	11/25/2019	No	C	2550		No	0.01	0.078	0.135	0.02	0.213	0.05	0.02	0.055				No
Unique Plating Company	Sample Location # 1	11	06/06/2019	07/29/2019	No	C	1350		No			0.2		0.5		0.02					No
Unique Plating Company	Sample Location # 1	11	04/03/2019	05/22/2019	No	C	1425		No	0.01	0.232	0.289	0.02	0.412	0.05	0.068	0.01				No
Unique Plating Company	Sample Location # 1	11	04/03/2019	04/04/2019	Yes	C	1048		No	0.015	0.228	0.298	0.075	0.406	0.06	0.018	0.025				No
Univar USA, Inc.	Sample Location # 1	22	04/17/2019	04/30/2019	No	G		7800	No			0.025	0.025	0.025	0.061					0.027	No
Univar USA, Inc.	Sample Location # 1	22	10/03/2019	10/18/2019	No	G		7800	No			0.025	0.072	0.025	0.089					0.319	No
Univar USA, Inc.	Sample Location # 1	22	08/08/2019	08/08/2019	Yes	C		1	No	0.015	0.075	0.027	0.248	0.05	0.1	0.008	0.025				No
Univar USA, Inc.	Sample Location # 1	22	03/07/2019	03/21/2019	Yes	C	7800		No	0.015	0.075	0.041	0.075	0.05	0.206	0.017	0.025			0.032	No
Univar USA, Inc.	Sample Location # 1	22	07/17/2019	07/30/2019	No	G		7800	No							0.01				0.122	No
Univar USA, Inc.	Sample Location # 1	22	01/28/2019	02/06/2019	No	G	7800		No							0.013				0.32	No
Universal Plating Company, Inc.	Sample Location # 1	11	06/06/2019	08/23/2019	No	C	1421		No			0.021	0.02	0.05	0.05	0.02	0.01				No
Universal Plating Company, Inc.	Sample Location # 1	11	04/24/2019	06/24/2019	No	C	898		No	0.01	0.02	0.051	0.02	0.05	0.05	0.02	0.01				No
Universal Plating Company, Inc.	Sample Location # 1	11	02/26/2019	02/27/2019	Yes	C	1123		No	0.015	0.075	0.074	0.075	0.05	0.06	0.014	0.025				No
Universal Plating Company, Inc.	Sample Location # 1	11	02/19/2019	03/25/2019	No	C	1197		No			0.12	0.05	0.04	0.02	0.01	0.01				No
Universal Plating Company, Inc.	Sample Location # 1	11	08/21/2019	10/28/2019	No	G	180		No			0.204	0.02	0.05	0.109	0.02	0.01				No
Universal Plating Company, Inc.	Sample Location # 1	11	10/07/2019	10/08/2019	Yes	C	1198		No	0.015	0.075	0.248	0.075	0.05	0.06	0.004	0.025				No
Universal Plating Company, Inc.	Sample Location # 1	11	10/07/2019	12/17/2019	No	C	1197		No	0.01	0.02	0.254	0.02	0.05	0.05	0.02	0.01				No

# ***COMPLIANCE MONITORING LEGEND***

## **Parameter Legend**

O&G = Oil and Grease

TRC = Total Residual Chlorine

N = Nitrogen

TKN = Total Kjeldahl Nitrogen

NH<sub>3</sub> = Ammonia

NO<sub>3</sub>+NO<sub>2</sub> = Nitrate+Nitrite

As = Arsenic

Hg = Mercury

CN = Cyanide

## **Sample Legend**

C = Composite Sample

G = Grab Sample

CDF = Concentrated Discharge Formula

Category # Refers to Users Category Number Specified in Chapter III



Compliance Monitoring Results for Significant Industrial Users  
Field's Point - 2019

Company	Location	Category	Sample Date	Received Date	NBC Sample	Type	Flow	Volume	CDF	Total O&G	Total N	NH3	246-Trichlorophenol	As	CN-EPA	Hg	NO3+NO2	TRC	TKN	Violation
DiFruscia Industries, Inc.	Sample Location # 1	11	12/23/2019	02/07/2020	No	C	629		No											No
DiFruscia Industries, Inc.	Sample Location # 1	11	11/30/2019	12/26/2019	No	C	785		No											No
DiFruscia Industries, Inc.	Sample Location # 1	11	11/12/2019	11/13/2019	Yes	C	5464		No	7.74	0.1			0.005			7.74		0.5	No
DiFruscia Industries, Inc.	Sample Location # 1	11	10/31/2019	11/19/2019	No	C	1541		No											No
DiFruscia Industries, Inc.	Sample Location # 1	11	09/30/2019	10/22/2019	No	C	1309		No											No
DiFruscia Industries, Inc.	Sample Location # 1	11	08/28/2019	09/25/2019	No	C	1459		No											No
DiFruscia Industries, Inc.	Sample Location # 1	11	07/19/2019	08/16/2019	No	C	1152		No											No
DiFruscia Industries, Inc.	Sample Location # 1	11	07/18/2019	08/16/2019	No	C	1167		No											No
DiFruscia Industries, Inc.	Sample Location # 1	11	07/17/2019	08/16/2019	No	C	958		No											No
DiFruscia Industries, Inc.	Sample Location # 1	11	07/16/2019	08/16/2019	No	C	1250		No											No
DiFruscia Industries, Inc.	Sample Location # 1	11	07/29/2019	08/16/2019	No	C	4008		No											No
DiFruscia Industries, Inc.	Sample Location # 1	11	02/08/2019	03/07/2019	No	C	5386		No											No
DiFruscia Industries, Inc.	Sample Location # 1	11	03/28/2019	04/22/2019	No	C	8521		No											No
DiFruscia Industries, Inc.	Sample Location # 1	11	04/29/2019	05/17/2019	No	C	2738		No											No
DiFruscia Industries, Inc.	Sample Location # 1	11	05/31/2019	06/18/2019	No	C	831		No											No
DiFruscia Industries, Inc.	Sample Location # 1	11	06/21/2019	07/30/2019	No	C	980		No											No
E&M Enterprises, Ltd.	Sample Location # 1	11	10/03/2019	11/12/2019	No	C			No											No
E&M Enterprises, Ltd.	Sample Location # 2	11	04/16/2019	05/03/2019	No	G	4630	230	Yes						0.02					No
E&M Enterprises, Ltd.	Sample Location # 2	11	12/04/2019	12/16/2019	No	G		230	Yes						0.02					No
E&M Enterprises, Ltd.	Sample Location # 1	11	09/10/2019	09/11/2019	Yes	C	401		No	0.692	0.1			0.005			0.153		0.539	No
E&M Enterprises, Ltd.	Sample Location # 1	11	10/21/2019	11/12/2019	No	C			No											No
E&M Enterprises, Ltd.	Sample Location # 1	11	02/19/2019	03/15/2019	No	C	2850		No											No
E&M Enterprises, Ltd.	Sample Location # 1	11	08/06/2019	08/23/2019	No	C	9000		No											No
E&M Enterprises, Ltd.	Sample Location # 1	11	11/26/2019	12/16/2019	No	C			No											No
E&M Enterprises, Ltd.	Sample Location # 1	11	04/16/2019	05/03/2019	No	C	4630		No											No
E&M Enterprises, Ltd.	Sample Location # 1	11	06/18/2019	07/10/2019	No	C	4580		No											No
E&M Enterprises, Ltd.	Sample Location # 1	11	12/10/2019	01/03/2020	No	C			No											No
E&M Enterprises, Ltd.	Sample Location # 1	11	12/04/2019	12/16/2019	No	C			No											No
E&M Enterprises, Ltd.	Sample Location # 1	11	01/16/2019	01/17/2019	Yes	C		1	No	0.5	0.1			0.005			0.127		0.5	No
Eagle Laundry Inc.	Sample Location # 1	25	09/27/2019	10/18/2019	No	C			No	4										No
Eagle Laundry Inc.	Sample Location # 1	25	03/15/2019	04/02/2019	No	C			No	50										No
Eagle Laundry Inc.	Sample Location # 1	25	06/26/2019	07/15/2019	No	C	5020		No											No
Eagle Laundry Inc.	Sample Location # 1	25	03/12/2019	05/02/2019	Yes	C	1946		No	26.66	1.73	0.1		0.005			0.187		1.54	No
Eagle Laundry Inc.	Sample Location # 1	25	10/22/2019	10/23/2019	Yes	C	2545		No	20.85	2.56	0.1		0.005			0.136		2.42	No
Eagle Laundry Inc.	Sample Location # 1	25	12/19/2019	01/02/2020	No	C			No	10										No
Electrolizing, Inc.	Sample Location # 1	11	10/23/2019	11/01/2019	No	C	8154		No											No
Electrolizing, Inc.	Sample Location # 1	11	09/04/2019	09/05/2019	Yes	C	3817		No		37	0.873		0.005			37		1.25	No
Electrolizing, Inc.	Sample Location # 1	11	08/16/2019	09/03/2019	No	C	7480		No											No
Electrolizing, Inc.	Sample Location # 1	11	06/19/2019	07/03/2019	No	C	7331		No											No
Electrolizing, Inc.	Sample Location # 1	11	04/23/2019	05/13/2019	No	C	7555		No											No
Electrolizing, Inc.	Sample Location # 1	11	02/08/2019	02/27/2019	No	C	5311		No											No
Electrolizing, Inc.	Sample Location # 1	11	01/22/2019	01/23/2019	Yes	C	4341		No	19.9	0.143			0.005			19.9		0.5	No
Electrolizing, Inc.	Sample Location # 1	11	12/13/2019	12/26/2019	No	C	7405		No											No
Electrolizing, Inc.	Sample Location # 2	11	04/23/2019	05/13/2019	No	G	7555	90	Yes											No
Electrolizing, Inc.	Sample Location # 2	11	10/23/2019	11/01/2019	No	G	8154	90	Yes											No
G. Tanury Plating Company	Sample Location # 1	11	09/23/2019	09/24/2019	Yes	C	61826		No	2.13	0.589			0.005			0.254		1.88	No
G. Tanury Plating Company	Sample Location # 2	11	02/26/2019	03/14/2019	No	C	45516		No						0.04					No
G. Tanury Plating Company	Sample Location # 2	11	07/24/2019	08/09/2019	No	C	46743		No						0.034					No
G. Tanury Plating Company	Sample Location # 2	11	01/29/2019	02/14/2019	No	C	44843		No						0.02					No
G. Tanury Plating Company	Sample Location # 2	11	09/24/2019	10/09/2019	No	C	45545		No						0.02					No
G. Tanury Plating Company	Sample Location # 2	11	06/20/2019	07/22/2019	No	C	45965		No						0.02					No
G. Tanury Plating Company	Sample Location # 2	11	12/16/2019	01/08/2020	No	C	44768		No						0.02					No
G. Tanury Plating Company	Sample Location # 2	11	04/24/2019	05/09/2019	No	C	46810		No						0.02					No
G. Tanury Plating Company	Sample Location # 2	11	05/22/2019	06/14/2019	No	C	45441		No						0.02					No
G. Tanury Plating Company	Sample Location # 2	11	08/26/2019	09/13/2019	No	C	44581		No						0.02					No
G. Tanury Plating Company	Sample Location # 2	11	03/26/2019	04/11/2019	No	C	45815		No						0.02					No
G. Tanury Plating Company	Sample Location # 2	11	11/20/2019	12/12/2019	No	C	44596		No						0.02					No



Compliance Monitoring Results for Significant Industrial Users  
Field's Point - 2019

Company	Location	Category	Sample Date	Received Date	NBC Sample	Type	Flow	Volume	CDF	Total O&G	Total N	NH3	246-Trichlorophenol	As	CN-EPA	Hg	NO3+NO2	TRC	TKN	Violation
Induplate LLC	Sample Location # 1	11	04/17/2019	05/24/2019	No	C	35072		No											No
Induplate LLC	Sample Location # 1	11	11/13/2019	12/23/2019	No	C	46500		No											No
Induplate LLC	Sample Location # 1	11	09/12/2019	10/30/2019	No	C	16300		No											No
Induplate LLC	Sample Location # 1	11	08/21/2019	08/22/2019	Yes	C	24957		No		3.38	0.538		0.005			2.05		1.33	No
Induplate LLC	Sample Location # 1	11	03/01/2019	04/30/2019	No	C	38248		No											No
Induplate LLC	Sample Location # 1	11	12/11/2019	01/30/2020	No	C	39100		No											No
Induplate LLC	Sample Location # 2	11	07/16/2019	08/28/2019	No	C	21903	800	Yes											No
Induplate LLC	Sample Location # 2	11	01/23/2019	02/26/2019	No	G	41400	800	Yes											No
Induplate LLC	Sample Location # 2	11	09/12/2019	10/30/2019	No	G	16300	800	Yes											No
Induplate LLC	Sample Location # 2	11	03/01/2019	04/30/2019	No	G	38248	800	Yes											No
Induplate LLC	Sample Location # 2	11	05/20/2019	07/01/2019	No	G	32601	800	Yes											No
Induplate LLC	Sample Location # 2	11	11/13/2019	12/23/2019	No	G	46500	800	Yes											No
Induplate LLC	Sample Location # 3	11	10/15/2019	11/27/2019	No	G	29000	150	Yes											No
Induplate LLC	Sample Location # 3	11	08/08/2019	09/27/2019	No	C	30629	150	Yes											No
Induplate LLC	Sample Location # 3	11	06/19/2019	07/29/2019	No	G	18492	150	Yes											No
Induplate LLC	Sample Location # 3	11	04/17/2019	05/24/2019	No	G	35072	150	Yes											No
Induplate LLC	Sample Location # 3	11	02/19/2019	03/05/2019	No	G	38100	150	Yes											No
Induplate LLC	Sample Location # 3	11	12/11/2019	01/30/2020	No	G	39100	150	Yes											No
International Chromium Plating Company, Inc.	Sample Location # 1	11	12/12/2019	01/29/2020	No	C	292		No											No
International Chromium Plating Company, Inc.	Sample Location # 1	11	06/12/2019	07/26/2019	No	C	269		No											No
International Chromium Plating Company, Inc.	Sample Location # 1	11	04/03/2019	05/29/2019	No	C	173		No											No
International Chromium Plating Company, Inc.	Sample Location # 1	11	10/17/2019	10/18/2019	Yes	C	8234		No		1.32	0.481		0.005			0.545		0.771	No
International Chromium Plating Company, Inc.	Sample Location # 1	11	02/05/2019	03/27/2019	No	C	224		No											No
International Chromium Plating Company, Inc.	Sample Location # 1	11	03/06/2019	03/07/2019	Yes	C	1272		No		1.58	0.503		0.005			0.667		0.914	No
International Chromium Plating Company, Inc.	Sample Location # 1	11	08/20/2019	09/27/2019	No	C	135		No											No
International Chromium Plating Company, Inc.	Sample Location # 1	11	10/03/2019	11/26/2019	No	C	142		No											No
International Chromium Plating Company, Inc.	Sample Location #2	11	12/06/2019	01/29/2020	No	G	292	1500	Yes											No
International Chromium Plating Company, Inc.	Sample Location #2	11	09/10/2019	01/15/2020	No	G	1200	1200	Yes											No
International Chromium Plating Company, Inc.	Sample Location #2	11	06/18/2019	07/26/2019	No	G	119	119	Yes											No
International Chromium Plating Company, Inc.	Sample Location #2	11	04/25/2019	05/29/2019	No	G	131	1200	Yes											No
International Chromium Plating Company, Inc.	Sample Location #2	11	02/07/2019	03/27/2019	No	G	1412	1300	Yes											No
International Etching, Inc.	Sample Location # 1	11	02/02/2019	02/19/2019	No	C	2210		No											No
International Etching, Inc.	Sample Location # 1	11	03/05/2019	03/06/2019	Yes	C	1720		No		0.665	0.1		0.005			0.165		0.5	No
International Etching, Inc.	Sample Location # 1	11	03/19/2019	05/02/2019	Yes	C	1660		No		0.5	0.1		0.005			0.117		0.615	No
International Etching, Inc.	Sample Location # 2	11	02/02/2019	02/19/2019	No	G	2210	130	Yes											No
International Insignia Corporation	Sample Location # 1	11	02/07/2019	02/21/2019	No	C	3376		No											No
International Insignia Corporation	Sample Location # 1	11	04/15/2019	04/23/2019	No	C	3215		No											No
International Insignia Corporation	Sample Location # 1	11	08/29/2019	09/04/2019	No	C	6238		No											No
International Insignia Corporation	Sample Location # 1	11	06/10/2019	06/19/2019	No	C	5476		No											No
International Insignia Corporation	Sample Location # 1	11	12/03/2019	12/12/2019	No	C	5356		No											No
International Insignia Corporation	Sample Location # 1	11	08/07/2019	08/08/2019	Yes	C	4058		No		4.81	0.396		0.005			0.1		4.81	No
International Insignia Corporation	Sample Location # 1	11	10/09/2019	10/23/2019	No	G	4496		No											No
International Insignia Corporation	Sample Location # 1	11	03/28/2019	05/02/2019	Yes	C	3986		No		6.35	0.134		0.005			0.157		6.19	No
International Insignia Corporation	Sample Location # 2	11	04/15/2019	04/23/2019	No	G	3215	300	Yes											No
International Insignia Corporation	Sample Location # 2	11	08/29/2019	09/04/2019	No	C	6238	314	Yes											No
International Insignia Corporation	Sample Location # 2	11	02/07/2019	02/21/2019	No	G	3376	330	Yes											No
International Insignia Corporation	Sample Location # 2	11	10/09/2019	10/23/2019	No	G	4496	314	Yes											No
International Insignia Corporation	Sample Location # 2	11	06/10/2019	06/19/2019	No	G	5476	300	Yes											No
International Insignia Corporation	Sample Location # 3	11	10/09/2019	10/23/2019	No	G	4496	75	Yes	438										No
International Insignia Corporation	Sample Location # 3	11	06/10/2019	06/19/2019	No	G	5476	75	Yes	480										No
International Insignia Corporation	Sample Location # 3	11	02/07/2019	02/21/2019	No	G	3376	75	Yes	74.2										No
International Insignia Corporation	Sample Location # 4	11	10/09/2019	10/23/2019	No	G	4496	15	Yes											No
International Insignia Corporation	Sample Location # 4	11	04/15/2019	04/23/2019	No	G	3215	15	Yes											No
Ira Green, Inc.	Sample Location # 1	11	12/03/2019	12/04/2019	Yes	C		1	No					0.005						No
Ira Green, Inc.	Sample Location # 3	11	02/11/2019	03/15/2019	No	G	35400	400	Yes						0.58					No
Ira Green, Inc.	Sample Location # 3	11	12/09/2019	01/30/2020	No	G	35400	400	Yes						0.53					No
Ira Green, Inc.	Sample Location # 3	11	04/17/2019	05/08/2019	No	G	31500	400	Yes						0.113					No







Compliance Monitoring Results for Significant Industrial Users  
Field's Point - 2019

Company	Location	Category	Sample Date	Received Date	NBC Sample	Type	Flow	Volume	CDF	Total O&G	Total N	NH3	246-Trichlorophenol	As	CN-EPA	Hg	NO3+NO2	TRC	TKN	Violation
Providence Specialty Products, LLC	Sample Location # 1	34	03/12/2019	03/13/2019	Yes	G		300	No	170.2	13.9	0.1					0.15		13.8	Yes
Providence Specialty Products, LLC	Sample Location # 2	34	09/27/2019	10/15/2019	No	G		500	No	254										Yes
Providence Specialty Products, LLC	Sample Location # 2	34	11/25/2019	12/11/2019	No	G			No	212										Yes
Providence Specialty Products, LLC	Sample Location # 2	34	11/26/2019	12/11/2019	No	G			No	748										Yes
Providence Specialty Products, LLC	Sample Location # 2	34	11/27/2019	12/11/2019	No	G			No	570										Yes
Providence Specialty Products, LLC	Sample Location # 2	34	12/17/2019	01/07/2020	No	G			No	461										Yes
Providence Specialty Products, LLC	Sample Location # 2	34	12/18/2019	01/07/2020	No	G			No	281										Yes
Providence Specialty Products, LLC	Sample Location # 2	34	12/19/2019	01/07/2020	No	G			No	264										Yes
Providence Specialty Products, LLC	Sample Location # 2	34	09/30/2019	10/09/2019	No	G			No	352										Yes
Providence Specialty Products, LLC	Sample Location # 2	34	09/28/2019	10/09/2019	No	G			No	650										Yes
Providence Specialty Products, LLC	Sample Location # 2	34	09/26/2019	10/09/2019	No	G			No	785										Yes
Providence Specialty Products, LLC	Sample Location # 2	34	09/03/2019	09/16/2019	No	G			No	384										Yes
Providence Specialty Products, LLC	Sample Location # 2	34	08/29/2019	09/16/2019	No	G			No	526										Yes
Providence Specialty Products, LLC	Sample Location # 2	34	08/28/2019	09/16/2019	No	G			No	276										Yes
Providence Specialty Products, LLC	Sample Location # 2	34	08/27/2019	09/16/2019	No	G			No	361										Yes
Providence Specialty Products, LLC	Sample Location # 2	34	08/01/2019	08/14/2019	No	G			No	675										Yes
Providence Specialty Products, LLC	Sample Location # 2	34	07/31/2019	08/14/2019	No	G			No	648										Yes
Providence Specialty Products, LLC	Sample Location # 2	34	07/30/2019	08/14/2019	No	G			No	361										Yes
Providence Specialty Products, LLC	Sample Location # 2	34	07/29/2019	08/14/2019	No	G			No	356										Yes
Providence Specialty Products, LLC	Sample Location # 2	34	07/24/2019	08/14/2019	No	C			No	606										Yes
Providence Specialty Products, LLC	Sample Location # 2	34	01/11/2019	02/06/2019	No	G	97		No	247.4										Yes
Providence Specialty Products, LLC	Sample Location # 2	34	12/20/2019	01/07/2020	No	G			No	421										Yes
Providence Specialty Products, LLC	Sample Location # 2	34	01/10/2019	02/06/2019	No	C	105		No	184.5										Yes
Providence Specialty Products, LLC	Sample Location # 1	34	09/30/2019	10/09/2019	No	G		500	No	16.3										No
Providence Specialty Products, LLC	Sample Location # 1	34	09/27/2019	10/15/2019	No	G		500	No	4.8										No
Providence Specialty Products, LLC	Sample Location # 1	34	07/24/2019	08/14/2019	No	G			No	5										No
Providence Specialty Products, LLC	Sample Location # 1	34	01/10/2019	02/06/2019	No	C	105		No	33.7										No
Providence Specialty Products, LLC	Sample Location # 1	34	08/27/2019	08/27/2019	Yes	G		1	No	10.34	0.5	0.1					0.225		0.5	No
Providence Specialty Products, LLC	Sample Location # 1	34	09/26/2019	10/09/2019	No	G	500		No	6.9										No
Providence Specialty Products, LLC	Sample Location # 1	34	09/28/2019	10/09/2019	No	G		500	No	102										No
Providence Specialty Products, LLC	Sample Location # 2	34	12/02/2019	12/11/2019	No	G			No	111										No
Providence Specialty Products, LLC	Sample Location # 2	34	01/15/2019	02/06/2019	No	G	112		No	83.6										No
Providence Specialty Products, LLC	Sample Location # 2	34	01/14/2019	02/06/2019	No	G	105		No	82.8										No
Rhode Island Convention Center Authority	Sample Location # 1	40	05/24/2019	06/06/2019	No	C	15460		No											No
Rhode Island Convention Center Authority	Sample Location # 1	40	03/27/2019	04/09/2019	No	C	5702		No											No
Rhode Island Convention Center Authority	Sample Location # 1	40	01/31/2019	02/28/2019	No	C	8144		No											No
Rhode Island Convention Center Authority	Sample Location # 1	40	01/30/2019	02/28/2019	No	C	8144		No											No
Rhode Island Convention Center Authority	Sample Location # 1	40	06/26/2019	07/08/2019	No	C	12491		No											No
Rhode Island Convention Center Authority	Sample Location # 1	40	02/01/2019	02/28/2019	No	C	8144		No											No
Rhode Island Convention Center Authority	Sample Location # 1	40	04/25/2019	05/06/2019	No	G	17570		No											No
Rhode Island Convention Center Authority	Sample Location # 1	40	02/07/2019	02/08/2019	Yes	C	26600		No	4	1.6	0.473		0.005			1.1		0.505	No
Rhode Island Convention Center Authority	Sample Location # 1	40	02/28/2019	03/12/2019	No	C	8231		No											No
Rhode Island Convention Center Authority	Sample Location # 1	40	02/20/2019	02/21/2019	Yes	C	16000		No	4	1.85	0.843		0.005			0.945		0.904	No
Rhode Island Convention Center Authority	Sample Location # 1	40	01/29/2019	02/28/2019	No	C	8144		No											No
Rhode Island Resource Recovery Corp.	Sample Location # 1	34	05/09/2019	06/28/2019	No	C	478900		No		40.1	0.87		0.152			22.2		18	Yes
Rhode Island Resource Recovery Corp.	Sample Location # 1	34	09/09/2019	09/10/2019	Yes	C	160288		No	4	28.1	0.822	0.005	0.205		0	4.06		24	No
Rhode Island Resource Recovery Corp.	Sample Location # 4	34	09/09/2019	09/09/2019	Yes	G		1	No		31.8	0.554					9.35		22.5	No
Rhode Island Resource Recovery Corp.	Sample Location # 4	34	05/28/2019	05/29/2019	Yes	G		1	No		24.1	0.1					7.9		16.2	No
Rhode Island Resource Recovery Corp.	Sample Location # 1	34	01/10/2019	03/01/2019	No	C	390520		No		369.1	43		0.307			273.2		96	No
Rhode Island Resource Recovery Corp.	Sample Location # 1	34	01/16/2019	03/01/2019	No	C	414640		No	0.7	357	140		0.285		0.001	270		87	No
Rhode Island Resource Recovery Corp.	Sample Location # 1	34	01/02/2019	03/01/2019	No	C	357200		No		457	43		0.343			390		67	No
Rhode Island Resource Recovery Corp.	Sample Location # 1	34	02/07/2019	03/28/2019	No	C	440590		No		416	75		0.272			360		56	No
Rhode Island Resource Recovery Corp.	Sample Location # 1	34	02/13/2019	03/28/2019	No	C	440510		No	1.2	295	20		0.238		0.001	257		38	No
Rhode Island Resource Recovery Corp.	Sample Location # 1	34	02/21/2019	03/28/2019	No	C	440470		No		215	11		0.207			180		36	No
Rhode Island Resource Recovery Corp.	Sample Location # 1	34	04/04/2019	05/29/2019	No	C	393130		No		84	24		0.178			50		34	No
Rhode Island Resource Recovery Corp.	Sample Location # 1	34	12/30/2019	01/30/2020	No	C	545430		No	2	498	180		0.21		0	253		245	No
Rhode Island Resource Recovery Corp.	Sample Location # 1	34	03/07/2019	04/30/2019	No	C	437270		No		71	7.2		0.194			48		23	No







***COMPLIANCE MONITORING  
RESULTS FOR SIGNIFICANT  
INDUSTRIAL USERS***

***BUCKLIN POINT***

# ***COMPLIANCE MONITORING LEGEND***

## **Parameter Legend**

Cd = Cadmium

Cr = Chromium

Cu = Copper

Pb = Lead

Ni = Nickel

Ag = Silver

Zn = Zinc

CN = Cyanide

BOD = Biochemical Oxygen Demand

TSS = Total Suspended Solids

TTO = Total Toxic Organics

## **Sample Legend**

C = Composite Sample

G = Grab Sample

CDF = Concentrated Discharge Formula

Category # Refers to Users Category Number Specified in Chapter III

Compliance Monitoring Results for Significant Industrial Users  
Bucklin Point - 2019

Company	Location	Category	Sample Date	Received Date	NBC Sample	Type	Flow	Volume	CDF	Cd	Cr	Cu	Pb	Ni	Zn	Cn	Ag	BOD	TSS	TTO	Violation
9W Halo OpCo L.P.	Sample Location # 1	25	02/07/2019	04/12/2019	No	C	61336		No									483.7	95		No
9W Halo OpCo L.P.	Sample Location # 1	25	04/09/2019	04/25/2019	No	C	49966		No									453	31		No
9W Halo OpCo L.P.	Sample Location # 1	25	04/30/2019	05/01/2019	Yes	C	24534		No									429.37	69		No
9W Halo OpCo L.P.	Sample Location # 1	25	12/05/2019	01/15/2020	No	C	70013		No									193	28		No
9W Halo OpCo L.P.	Sample Location # 1	25	08/06/2019	08/29/2019	No	C	107338		No									328	47		No
9W Halo OpCo L.P.	Sample Location # 1	25	10/08/2019	10/29/2019	No	C	74249		No									430	30		No
9W Halo OpCo L.P.	Sample Location # 1	25	11/05/2019	11/06/2019	Yes	C	18937		No									371.9	53		No
9W Halo OpCo L.P.	Sample Location # 1	25	06/06/2019	06/26/2019	No	C	71957		No									385	45		No
Accent Plating Company	Sample Location # 1	11	02/26/2019	02/27/2019	Yes	C	1302		No	0.015	0.075	5.647	0.075	0.129	0.146	0.004	0.025				Yes
Accent Plating Company	Sample Location # 1	11	02/06/2019	02/28/2019	No	C	1800		No	0.02		0.53		0.19	0.2	0.01					No
Accent Plating Company	Sample Location # 1	11	10/16/2019	11/04/2019	No	C	2100		No	0.01	0.02	0.02	0.02	0.05	0.05	0.02	0.01				No
Accent Plating Company	Sample Location # 1	11	10/10/2019	10/11/2019	Yes	C	2000		No	0.015	0.075	0.02	0.075	0.05	0.06	0.006	0.025				No
Accent Plating Company	Sample Location # 1	11	08/22/2019	09/13/2019	No	C	2100		No	0.01	0.02	0.378	0.02	0.05	0.266	0.02	0.017				No
Accent Plating Company	Sample Location # 1	11	06/20/2019	07/10/2019	No	C	1800		No	0.01		0.023		0.05	0.05	0.02					No
Accent Plating Company	Sample Location # 1	11	05/02/2019	05/03/2019	Yes	C	1600		No	0.015	0.075	0.02	0.075	0.05	0.06	0.007	0.025				No
Accent Plating Company	Sample Location # 1	11	04/12/2019	04/26/2019	No	C	2200		No	0.01	0.02	0.037	0.02	0.05	0.05	0.02	0.01				No
Accent Plating Company	Sample Location # 1	11	03/26/2019	04/24/2019	No	C	2500		No			0.06									No
Accent Plating Company	Sample Location # 1	11	03/20/2019	04/11/2019	No	C	1700		No			0.269									No
Accent Plating Company	Sample Location # 1	11	03/19/2019	04/11/2019	No	C	1800		No			0.19									No
Accent Plating Company	Sample Location # 1	11	12/19/2019	01/24/2020	No	C	2200		No	0.01		0.88		0.207	0.485	0.02					No
Aspen Aerogels Rhode Island, LLC	Sample Location # 1	27	04/01/2019	05/02/2019	Yes	C	2425		No									19647.6		25.1	Yes
Aspen Aerogels Rhode Island, LLC	Sample Location # 1	27	04/01/2019	05/09/2019	No	C	2425		No									21200		1.2	No
Aspen Aerogels Rhode Island, LLC	Sample Location # 1	27	02/21/2019	03/19/2019	No	C	2083		No									19300		0.24	No
Aspen Aerogels Rhode Island, LLC	Sample Location # 1	27	09/23/2019	10/28/2019	Yes	C	4735		No									3511.47		0.02	No
Aspen Aerogels Rhode Island, LLC	Sample Location # 1	27	10/22/2019	11/20/2019	No	C	3250		No									14600		0.1	No
Aspen Aerogels Rhode Island, LLC	Sample Location # 1	27	08/19/2019	09/20/2019	No	C	3675		No									9940		1.2	No
Aspen Aerogels Rhode Island, LLC	Sample Location # 1	27	12/19/2019	01/28/2020	No	C	3119		No									41400		0.25	No
Aspen Aerogels Rhode Island, LLC	Sample Location # 1	27	06/25/2019	07/23/2019	No	C	3078		No									10100		0.2	No
Aspen Aerogels Rhode Island, LLC	Sample Location # 1	27	06/05/2019	06/17/2019	No	C	1784		No											0.1	No
Aspen Aerogels Rhode Island, LLC	Sample Location # 1	27	05/29/2019	06/17/2019	No	C	5679		No											0.05	No
Aspen Aerogels Rhode Island, LLC	Sample Location # 1	27	05/20/2019	06/17/2019	No	C	34		No											0.1	No
Aspen Aerogels Rhode Island, LLC	Sample Location # 1	27	05/14/2019	06/17/2019	No	C	1124		No											0.1	No
Aspen Aerogels Rhode Island, LLC	Sample Location # 2	27	06/26/2019	07/23/2019	No	G		1800	No									219000	8	1.16	No
Aspen Aerogels Rhode Island, LLC	Sample Location # 2	27	04/02/2019	05/09/2019	No	G		1800	No									174000	7	2	No
Aspen Aerogels Rhode Island, LLC	Sample Location # 2	27	03/12/2019	03/13/2019	Yes	G		394	No									36896.67	2	0.01	No
Aspen Aerogels Rhode Island, LLC	Sample Location # 2	27	12/20/2019	01/28/2020	No	G		1800	No									105000	2	1.2	No
Aspen Aerogels Rhode Island, LLC	Sample Location # 2	27	10/22/2019	11/20/2019	No	G		1800	No									106000	2	0.061	No
Aspen Aerogels Rhode Island, LLC	Sample Location # 2	27	08/20/2019	09/20/2019	No	G		1800	No									117000	325	0.191	No
Aspen Aerogels Rhode Island, LLC	Sample Location # 2	27	02/22/2019	03/19/2019	No	G		1800	No									60600	2	0.238	No
Aspen Aerogels Rhode Island, LLC	Sample Location # 2	27	08/08/2019	08/09/2019	Yes	G		1800	No									2000	18.144	0.005	No
Aspen Aerogels Rhode Island, LLC	Sample Location # 3	27	10/22/2019	11/20/2019	No	G		500	No											0.12	No
Aspen Aerogels Rhode Island, LLC	Sample Location # 3	27	12/20/2019	01/28/2020	No	G		500	No											1.2	No
Aspen Aerogels Rhode Island, LLC	Sample Location # 3	27	04/02/2019	05/09/2019	No	G		500	No											0.2	No
Aspen Aerogels Rhode Island, LLC	Sample Location # 3	27	02/22/2019	03/19/2019	No	G		500	No											0.027	No
Aspen Aerogels Rhode Island, LLC	Sample Location # 3	27	06/26/2019	07/23/2019	No	G		500	No											0.4	No
Aspen Aerogels Rhode Island, LLC	Sample Location # 3	27	08/20/2019	09/20/2019	No	G		500	No											1.2	No
Aspen Aerogels Rhode Island, LLC	Sample Location # 4	27	09/18/2019	09/26/2019	No	G		1500	No	0.004	0.005	0.346	0.005	0.005	0.075		0.005				No
Aspen Aerogels Rhode Island, LLC	Sample Location # 4	27	03/19/2019	04/11/2019	No	G		500	No	0.004	0.005	0.45	0.005	0.005	0.108		0.005				No
Aspen Aerogels Rhode Island, LLC	Sample Location # 6	27	06/13/2019	06/27/2019	No	G		500	No	0.004	0.005	0.024	0.005	0.005	0.02		0.005				No
Aspen Aerogels Rhode Island, LLC	Sample Location # 6	27	12/16/2019	12/23/2019	No	G		500	No	0.004	0.005	0.635	0.009	0.032	0.127		0.005				No
Aspen Aerogels Rhode Island, LLC	Sample Location # 6	27	09/18/2019	09/26/2019	No	G		1000	No	0.004	0.005	0.052	0.005	0.005	0.02		0.005				No



Compliance Monitoring Results for Significant Industrial Users  
Bucklin Point - 2019

Company	Location	Category	Sample Date	Received Date	NBC Sample	Type	Flow	Volume	CDF	Cd	Cr	Cu	Pb	Ni	Zn	Cn	Ag	BOD	TSS	TTO	Violation
Aspen Aerogels Rhode Island, LLC	Sample Location # 6	27	01/22/2019	01/31/2019	No	G		500	No	0.004	0.005	0.037	0.005	0.006	0.036		0.005				No
Aspen Aerogels Rhode Island, LLC	Sample Location # 6	27	03/19/2019	04/04/2019	No	G		1000	No	0.004	0.005	0.02	0.005	0.005	0.02		0.005				No
Aspen Aerogels Rhode Island, LLC	Sample Location # 8	27	09/16/2019	09/24/2019	No	G		1000	No	0.004	0.005	0.362	0.005	0.005	0.059		0.005				No
Aspen Aerogels Rhode Island, LLC	Sample Location # 9	27	09/09/2019	09/24/2019	No	G		1000	No	0.004	0.005	0.122	0.005	0.005	0.283		0.005				No
Bliss Manufacturing Co., Inc.	Sample Location # 1	11	02/20/2019	03/05/2019	No	C			No			0.2		0.04		0.01	0.02				No
Bliss Manufacturing Co., Inc.	Sample Location # 1	11	10/28/2019	11/20/2019	No	C			No	0.01	0.02	0.502	0.03	0.05	0.103	0.02	0.026				No
Bliss Manufacturing Co., Inc.	Sample Location # 1	11	01/28/2019	01/29/2019	Yes	C	277		No	0.015	0.075	0.186	0.075	0.05	0.065	0.004	0.048				No
Bliss Manufacturing Co., Inc.	Sample Location # 1	11	04/29/2019	05/30/2019	No	C	336		No	0.01	0.02	0.187	0.02	0.05	0.05	0.02	0.01				No
Bliss Manufacturing Co., Inc.	Sample Location # 1	11	06/13/2019	07/09/2019	No	C	336		No			0.454		0.05		0.02	0.026				No
Bliss Manufacturing Co., Inc.	Sample Location # 1	11	12/30/2019	01/13/2020	No	C	1105		No			0.05		0.05		0.02	0.01				No
Bliss Manufacturing Co., Inc.	Sample Location # 1	11	08/20/2019	09/03/2019	No	C			No			0.207		0.05		0.02	0.134				No
Bliss Manufacturing Co., Inc.	Sample Location # 1	11	09/12/2019	09/13/2019	Yes	C	464		No	0.015	0.075	0.734	0.075	0.05	0.076	0.004	0.13				No
Bliss Manufacturing Co., Inc.	Sample Location # 2	11	10/28/2019	11/20/2019	No	G			No												No
Bliss Manufacturing Co., Inc.	Sample Location # 2	11	02/20/2019	03/05/2019	No	G			No												No
Bliss Manufacturing Co., Inc.	Sample Location # 2	11	06/13/2019	07/09/2019	No	G		200	No												No
Chemart Company	Sample Location # 1	11	06/18/2019	07/11/2019	No	C	24359		No		0.02	2.29		0.165	0.563	0.02					Yes
Chemart Company	Sample Location # 1	11	07/23/2019	08/13/2019	No	C	20779		No			0.173									No
Chemart Company	Sample Location # 1	11	07/09/2019	08/13/2019	No	C	20763		No			0.131									No
Chemart Company	Sample Location # 1	11	07/29/2019	08/13/2019	No	C	48311		No		0.02	0.092		0.05	0.059	0.02					No
Chemart Company	Sample Location # 1	11	02/04/2019	03/07/2019	No	C	18978		No		0.02	0.109		0.196	0.05	0.02					No
Chemart Company	Sample Location # 1	11	03/05/2019	03/06/2019	Yes	C	12593		No	0.015	0.075	0.118	0.075	0.289	0.06	0.007	0.025				No
Chemart Company	Sample Location # 1	11	10/25/2019	11/07/2019	No	C	23045		No	0.01	0.02	0.092	0.02	0.13	0.055	0.02	0.01				No
Chemart Company	Sample Location # 1	11	03/25/2019	04/09/2019	No	C	20010		No		0.02	0.257		0.075	0.136	0.02					No
Chemart Company	Sample Location # 1	11	11/11/2019	12/11/2019	No	C	24586		No		0.02	0.102		0.597	0.076	0.026					No
Chemart Company	Sample Location # 1	11	10/10/2019	10/11/2019	Yes	C	9253		No	0.015	0.075	0.118	0.075	0.122	0.06	0.008	0.025				No
Chemart Company	Sample Location # 1	11	01/10/2019	02/04/2019	No	C	19489		No		0.02	0.212		0.371	0.06	0.196					No
Chemart Company	Sample Location # 1	11	04/09/2019	05/08/2019	No	C	20105		No	0.005	0.01	0.074	0.01	0.159	0.041	0.02	0.005				No
Chemart Company	Sample Location # 1	11	09/17/2019	10/17/2019	No	C	25052		No		0.02	0.057		0.05	0.079	0.02					No
Chemart Company	Sample Location # 1	11	08/20/2019	09/20/2019	No	C	27324		No		0.02	0.487		0.127	0.151	0.02					No
Chemart Company	Sample Location # 1	11	05/22/2019	06/10/2019	No	C	22555		No		0.02	0.911		0.05	0.694	0.02					No
Chemart Company	Sample Location # 1	11	12/19/2019	01/06/2020	No	C	10193		No		0.02	0.49		0.72	0.05	0.339					No
Chemart Company	Sample Location # 1	11	07/16/2019	08/13/2019	No	C	21509		No			0.072									No
Chemart Company	Sample Location # 3	11	03/25/2019	04/09/2019	No	G	20010		No								0.02				No
Chemart Company	Sample Location #2	11	07/29/2019	08/13/2019	No	G	27532		No												No
Chemart Company	Sample Location #2	11	05/22/2019	06/10/2019	No	C	22555		No												No
Chemart Company	Sample Location #2	11	03/25/2019	04/09/2019	No	C	20010		No												No
Chemart Company	Sample Location #2	11	01/10/2019	02/04/2019	No	C	19489		No												No
Chemart Company	Sample Location #2	11	11/22/2019	12/11/2019	No	G	24586		No												No
Chemart Company	Sample Location #2	11	11/11/2019	12/11/2019	No	G	24586		No												No
Chemart Company	Sample Location #2	11	10/24/2019	10/30/2019	No	G	24260	500	No												No
Cintas Corporation	Sample Location # 1	25	06/11/2019	07/26/2019	No	C	70478		No			0.125	0.134		1.47	0.02			78	0.001	No
Cintas Corporation	Sample Location # 1	25	04/18/2019	05/30/2019	No	C	15230		No	0.01	0.02	0.075	0.081	0.129	1.73	0.02	0.01	423	98		Yes
Cintas Corporation	Sample Location # 1	25	07/22/2019	08/22/2019	No	C	5232		No			0.099	0.123		1.4	0.02		288	92	0.012	No
Cintas Corporation	Sample Location # 1	25	09/17/2019	10/03/2019	No	C	64442		No			0.056	0.066		0.588	0.02		302	62	0.012	No
Cintas Corporation	Sample Location # 1	25	04/29/2019	04/30/2019	Yes	C		1	No	0.015	0.075	0.02	0.075	0.05	0.071	0.005	0.025	17.86	26	0.005	No
Cintas Corporation	Sample Location # 1	25	03/18/2019	04/30/2019	No	C	23064		No	0.01	0.02	0.24	0.065	0.094	0.238	0.02	0.01	235	25	0.005	No
Cintas Corporation	Sample Location # 1	25	11/04/2019	11/05/2019	Yes	C		1	No	0.015	0.075	0.126	0.075	0.05	0.335	0.005	0.025	190.4	62	0.03	No
Cintas Corporation	Sample Location # 1	25	02/21/2019	03/27/2019	No	C	28805		No	0.02	0.05	0.18	0.05	0.06	0.15	0.03	0.02	420.3	46		No
Cintas Corporation	Sample Location # 1	25	10/21/2019	11/15/2019	No	C	7718		No	0.01	0.02	0.052	0.07	0.05	0.316	0.02	0.01	184	50		No
Cintas Corporation	Sample Location # 1	25	11/19/2019	12/02/2019	No	C	17423		No			0.155	0.033		0.425	0.02		282	72	0.043	No
Cintas Corporation	Sample Location # 1	25	01/03/2019	02/27/2019	No	C	15553		No	0.02	0.02	0.13	0.05	0.04	0.18	0.01	0.01	209.3	58	0.026	No

Compliance Monitoring Results for Significant Industrial Users  
Bucklin Point - 2019

Company	Location	Category	Sample Date	Received Date	NBC Sample	Type	Flow	Volume	CDF	Cd	Cr	Cu	Pb	Ni	Zn	Cn	Ag	BOD	TSS	TTO	Violation	
Cintas Corporation	Sample Location # 1	25	12/23/2019	01/08/2020	No	C	5789		No			0.101	0.132		1.01	0.02		289	65	0.001	No	
Cintas Corporation	Sample Location # 1	25	08/08/2019	08/22/2019	No	C	32368		No													No
Cintas Corporation	Sample Location # 1	25	05/20/2019	08/23/2019	No	C	70478		No			0.061	0.132		1.1	0.02		166	50	0.001	No	
Cintas Corporation	Sample Location # 1	25	07/18/2019	07/12/2019	No	G	13903		No						1.52							No
Cintas Corporation	Sample Location # 1	25	08/30/2019	09/11/2019	No	G	22271		No			0.037	0.039		0.313	0.02		452	96	0.056	No	
Denison Acquisition Company, LLC	Sample Location # 1	14	01/03/2019	01/16/2019	No	G	576		No												0.804	No
Denison Acquisition Company, LLC	Sample Location # 1	14	01/07/2019	01/23/2019	No	G		131	No												1.688	No
Denison Acquisition Company, LLC	Sample Location # 1	14	01/28/2019	02/11/2019	No	G	579	579	No			0.025			0.05			39	2.7	0.76	No	
Denison Acquisition Company, LLC	Sample Location # 1	14	02/11/2019	03/07/2019	No	G	687		No													No
Denison Acquisition Company, LLC	Sample Location # 1	14	10/22/2019	11/13/2019	No	G	706	706	No			0.025			0.095			30	2	0.7	No	
Denison Acquisition Company, LLC	Sample Location # 1	14	04/11/2019	05/06/2019	No	G	479	479	No			0.025			0.067			110	2	1.092	No	
Denison Acquisition Company, LLC	Sample Location # 1	14	07/17/2019	08/08/2019	No	G	965	965	No			0.025			0.05			240	2	0.535	No	
Denison Acquisition Company, LLC	Sample Location # 1	14	07/30/2019	08/22/2019	Yes	G		500	No	0.015	0.075	0.02	0.075	0.05	0.104		0.025	338.25	19.2	0.013	No	
Denison Acquisition Company, LLC	Sample Location # 1	14	02/27/2019	03/21/2019	Yes	G		2255	No	0.015	0.075	0.021	0.075	0.05	0.188		0.025	3	5.294	0.1	No	
Eaton Corporation	Sample Location # 1	11	02/21/2019	02/22/2019	Yes	G		100	No	0.015	0.114	0.203	0.075	0.315	0.06	0.005	0.025				No	
Eaton Corporation	Sample Location # 1	11	07/02/2019	07/26/2019	No	G		17	No			0.025	0.025		0.025	0.05					No	
Eaton Corporation	Sample Location # 1	11	04/10/2019	05/06/2019	No	G		35	No	0.002	0.025	0.025	0.025	0.025	0.05	0.01	0.025				No	
Eaton Corporation	Sample Location # 1	11	01/14/2019	01/25/2019	No	G		20	No		0.086	0.163			0.235	0.093					No	
Eaton Corporation	Sample Location # 1	11	06/11/2019	06/11/2019	Yes	G		1	No	0.015	0.075	0.02	0.075	0.05	0.06	0.004	0.025				No	
Eaton Corporation	Sample Location # 2	11	01/14/2019	01/25/2019	No	C	389		No			0.049	0.025		0.697	1.08					No	
Eaton Corporation	Sample Location # 2	11	07/02/2019	07/26/2019	No	C	225		No			0.025	0.085		0.025	0.05					No	
Eaton Corporation	Sample Location # 2	11	04/10/2019	05/06/2019	No	C	230		No			0.025	0.025		0.025	0.05					No	
Ecological Fibers, Inc.	Sample Location # 1	24	08/08/2019	08/20/2019	No	C	4810		No						1.95						Yes	
Ecological Fibers, Inc.	Sample Location # 1	24	11/07/2019	11/18/2019	Yes	C	1000		No	0.015	0.075	0.021	0.075	0.265	6.425		0.025	321.87	10.6		Yes	
Ecological Fibers, Inc.	Sample Location # 1	24	11/07/2019	11/18/2019	No	C	2317		No						6.65						Yes	
Ecological Fibers, Inc.	Sample Location # 1	24	11/18/2019	12/09/2019	No	C	4684		No						3.84						Yes	
Ecological Fibers, Inc.	Sample Location # 1	24	08/07/2019	08/20/2019	No	C	5035		No						1.7						Yes	
Ecological Fibers, Inc.	Sample Location # 1	24	08/06/2019	08/20/2019	No	C	5530		No						2.28						Yes	
Ecological Fibers, Inc.	Sample Location # 1	24	07/26/2019	08/06/2019	No	C	4470		No						3.35						Yes	
Ecological Fibers, Inc.	Sample Location # 1	24	07/25/2019	07/26/2019	Yes	C	500		No	0.015	0.075	0.02	0.075	0.091	3.937		0.025	713.6	48.25		Yes	
Ecological Fibers, Inc.	Sample Location # 1	24	08/20/2019	09/05/2019	No	C	4177		No						0.626						No	
Ecological Fibers, Inc.	Sample Location # 1	24	11/27/2019	12/16/2019	No	C	1540		No						0.943						No	
Ecological Fibers, Inc.	Sample Location # 1	24	08/22/2019	09/05/2019	No	C	4530		No						1.39						No	
Ecological Fibers, Inc.	Sample Location # 1	24	08/23/2019	09/05/2019	No	C	2597		No						0.546						No	
Ecological Fibers, Inc.	Sample Location # 1	24	08/26/2019	09/12/2019	No	C	3113		No						0.718						No	
Ecological Fibers, Inc.	Sample Location # 1	24	08/27/2019	09/12/2019	No	C	4740		No						0.226						No	
Ecological Fibers, Inc.	Sample Location # 1	24	08/28/2019	09/12/2019	No	C	4980		No						0.336						No	
Ecological Fibers, Inc.	Sample Location # 1	24	08/29/2019	09/12/2019	No	C	3900		No						1.13						No	
Ecological Fibers, Inc.	Sample Location # 1	24	08/30/2019	09/12/2019	No	C			No						0.109						No	
Ecological Fibers, Inc.	Sample Location # 1	24	10/08/2019	10/22/2019	No	C	2927		No		0.005	0.055			1.16			765	29	0.001	No	
Ecological Fibers, Inc.	Sample Location # 1	24	11/19/2019	12/09/2019	No	C	4405		No						1.24						No	
Ecological Fibers, Inc.	Sample Location # 1	24	11/20/2019	12/09/2019	No	C	3470		No						0.612						No	
Ecological Fibers, Inc.	Sample Location # 1	24	11/21/2019	12/09/2019	No	C	3295		No						0.613						No	
Ecological Fibers, Inc.	Sample Location # 1	24	11/22/2019	12/09/2019	No	C	1812		No						0.25						No	
Ecological Fibers, Inc.	Sample Location # 1	24	11/25/2019	12/16/2019	No	C	1812		No						0.877						No	
Ecological Fibers, Inc.	Sample Location # 1	24	11/26/2019	12/16/2019	No	C	5640		No						0.7						No	
Ecological Fibers, Inc.	Sample Location # 1	24	07/10/2019	07/26/2019	No	C	6446		No		0.005	0.048			0.729			635	68	0.001	No	
Ecological Fibers, Inc.	Sample Location # 1	24	04/03/2019	04/12/2019	No	C	7250		No		0.005	0.02			0.668			332	7	0.001	No	
Ecological Fibers, Inc.	Sample Location # 1	24	01/16/2019	02/01/2019	Yes	C	4758		No	0.015	0.075	0.02	0.075	0.05	0.288		0.025	256.32	49.2	0.001	No	
Ecological Fibers, Inc.	Sample Location # 1	24	01/03/2019	01/17/2019	No	C	6065		No		0.058	0.06			0.68			111	21		No	
Ecological Fibers, Inc.	Sample Location # 1	24	08/21/2019	09/05/2019	No	C	5145		No						1.25						No	

Compliance Monitoring Results for Significant Industrial Users  
Bucklin Point - 2019

Company	Location	Category	Sample Date	Received Date	NBC Sample	Type	Flow	Volume	CDF	Cd	Cr	Cu	Pb	Ni	Zn	Cn	Ag	BOD	TSS	TTO	Violation
General Cable Industries, LLC	Sample Location # 1	27	01/29/2019	01/30/2019	Yes	C	507		No	0.015	0.075	0.201	0.075	0.05	0.914		0.025	912.89	112.5		No
General Cable Industries, LLC	Sample Location # 1	27	01/09/2019	02/27/2019	No	C	21783		No			0.189	0.025	0.025	0.635			580	62		No
General Cable Industries, LLC	Sample Location # 1	27	11/06/2019	12/10/2019	No	C	18738		No			0.526	0.1	0.028	0.54			900	150		No
General Cable Industries, LLC	Sample Location # 1	27	09/17/2019	09/18/2019	Yes	C	4532		No	0.015	0.075	0.695	0.075	0.105	0.59		0.025	125.45	102		No
General Cable Industries, LLC	Sample Location # 1	27	07/10/2019	08/08/2019	No	C	3273		No			1.04	0.063	0.051	1			230	85		No
General Cable Industries, LLC	Sample Location # 1	27	05/23/2019	06/27/2019	No	C	26512		No			0.724	0.062	0.025	0.766			630	140		No
General Cable Industries, LLC	Sample Location # 1	27	09/04/2019	10/11/2019	No	C	21262		No			0.53	0.066	0.025	0.711			560	270		No
General Cable Industries, LLC	Sample Location # 1	27	03/06/2019	04/23/2019	No	C	1367		No			0.113	0.025	0.025	0.569			660	76		No
General Cable Industries, LLC	Sample Location # 2	27	08/24/2019	09/23/2019	No	C	12229		No	0.002	0.025	0.193	0.081	0.025	0.426		0.025	750			No
General Cable Industries, LLC	Sample Location # 2	27	12/21/2019	01/28/2020	No	C	8275		No	0.002	0.025	0.041	0.025	0.025	0.2		0.025	660	72		No
General Cable Industries, LLC	Sample Location # 2	27	07/31/2019	08/15/2019	No	G		23000	No	0.02	0.25	0.25	0.25	0.25	0.66		0.25	1300	250		No
General Cable Industries, LLC	Sample Location # 2	27	12/02/2019	12/10/2019	No	G		23000	No	0.002	0.025	0.053	0.033	0.025	0.44		0.025	610	180		No
General Cable Industries, LLC	Sample Location # 3	27	07/31/2019	08/15/2019	No	G		13174	No	0.002	0.025	0.025	0.025	0.025	0.806		0.025	11	35		No
Godfrey & Wing, Inc.	Sample Location # 1	27	08/07/2019	08/08/2019	Yes	C	11020		No	0.015	0.075	0.02	0.075	0.05	0.06		0.025				No
Godfrey & Wing, Inc.	Sample Location # 1	27	08/07/2019	08/29/2019	No	C	11210		No			0.02			0.05						No
Godfrey & Wing, Inc.	Sample Location # 1	27	06/13/2019	07/05/2019	No	C	12600		No			0.02			0.05						No
Godfrey & Wing, Inc.	Sample Location # 1	27	04/30/2019	05/01/2019	Yes	C		9760	No	0.015	0.075	0.029	0.075	0.05	0.06		0.025				No
Godfrey & Wing, Inc.	Sample Location # 1	27	04/18/2019	05/02/2019	No	C	7710		No			0.02			0.094					0.048	No
Godfrey & Wing, Inc.	Sample Location # 1	27	10/17/2019	11/07/2019	No	C	11820		No			0.026			0.05					0.061	No
Godfrey & Wing, Inc.	Sample Location # 1	27	12/11/2019	12/23/2019	No	C		12880	No			0.02			0.05						No
Godfrey & Wing, Inc.	Sample Location # 1	27	02/14/2019	03/20/2019	No	C	7610		No			0.04			0.02						No
Godfrey & Wing, Inc.	Sample Location # 2	27	02/14/2019	03/20/2019	No	G	7610	600	Yes			0.6			0.47					0.001	No
Godfrey & Wing, Inc.	Sample Location # 3	27	06/13/2019	07/05/2019	No	G	12600	435	Yes			0.116			0.05					0.001	No
Godfrey & Wing, Inc.	Sample Location # 4	27	10/17/2019	11/07/2019	No	G	11820	238	Yes			0.02			0.057					0.024	No
Hord Crystal Corporation	Sample Location # 1	11	06/13/2019	07/10/2019	No	G		300	No			0.252		0.025	0.065						No
Hord Crystal Corporation	Sample Location # 1	11	12/02/2019	01/09/2020	No	G		300	No			0.864		0.025	0.05						No
Hord Crystal Corporation	Sample Location # 1	11	08/05/2019	09/05/2019	No	G		300	No			0.901		0.025	0.116						No
Hord Crystal Corporation	Sample Location # 1	11	09/17/2019	10/07/2019	No	G		300	No	0.002	0.025	0.775	0.025	0.025	0.076	0.01	0.025				No
Hord Crystal Corporation	Sample Location # 1	11	02/08/2019	02/08/2019	Yes	G		1	No	0.015	0.075	0.073	0.075	0.05	0.06	0.004	0.025				No
Hord Crystal Corporation	Sample Location # 1	11	10/01/2019	11/06/2019	No	G		300	No	0.002	0.025	0.598	0.025	0.025	0.098		0.025				No
Hord Crystal Corporation	Sample Location # 1	11	09/17/2019	09/17/2019	Yes	G		1	No	0.015	0.075	0.632	0.075	0.05	0.072	0.004	0.025				No
Hord Crystal Corporation	Sample Location # 1	11	02/08/2019	03/11/2019	No	G		300	No	0.02	0.05	0.07	0.05	0.07	0.01	0.01	0.05				No
Hord Crystal Corporation	Sample Location # 1	11	04/01/2019	05/06/2019	No	G		300	No	0.002	0.044	0.091	0.025	0.025	0.05	0.01	0.025				No
HP Services, Inc.	Sample Location # 1	11	01/08/2019	01/22/2019	No	G		100	No			0.061	0.03		0.025	0.05					No
HP Services, Inc.	Sample Location # 1	11	07/09/2019	07/25/2019	No	G		160	No			0.25	0.25		0.25	0.5					No
HP Services, Inc.	Sample Location # 1	11	10/25/2019	11/13/2019	No	G		160	No	0.002	0.025	0.025	0.025	0.025	0.02	0.01	0.025				No
HP Services, Inc.	Sample Location # 1	11	10/02/2019	10/02/2019	Yes	G		1	No	0.015	0.075	0.023	0.075	0.05	0.06	0.004	0.025				No
HP Services, Inc.	Sample Location # 1	11	04/16/2019	05/02/2019	No	G		200	No	0.002	0.025	0.025	0.025	0.025	0.05	0.01	0.025				No
HP Services, Inc.	Sample Location # 1	11	02/28/2019	02/28/2019	Yes	G		1	No	0.015	0.075	0.02	0.075	0.05	0.06	0.004	0.025				No
Interplex Engineered Products, Inc.	Sample Location # 1	11	09/04/2019	10/16/2019	No	C	3233		No			0.083	0.02	0.184		0.02	0.027				No
Interplex Engineered Products, Inc.	Sample Location # 1	11	11/06/2019	12/09/2019	No	G	4470		No			0.121	0.02	0.075		0.025	0.031				No
Interplex Engineered Products, Inc.	Sample Location # 1	11	02/05/2019	03/13/2019	No	C	7554		No			0.06	0.05	0.24		0.09	0.05				No
Interplex Engineered Products, Inc.	Sample Location # 1	11	08/07/2019	09/16/2019	No	C	9472		No			0.044	0.02	0.284		0.038	0.023				No
Interplex Engineered Products, Inc.	Sample Location # 1	11	10/07/2019	10/08/2019	Yes	C	116961		No	0.015	0.075	0.379	0.075	0.67	0.06	0.07	0.077				No
Interplex Engineered Products, Inc.	Sample Location # 1	11	03/14/2019	04/10/2019	No	C	5874		No			0.039	0.02	0.056		0.02	0.01				No
Interplex Engineered Products, Inc.	Sample Location # 1	11	12/04/2019	01/07/2020	No	C	7490		No			0.206	0.02	0.147		0.02	0.01				No
Interplex Engineered Products, Inc.	Sample Location # 1	11	02/27/2019	02/28/2019	Yes	C	78503		No	0.015	0.075	0.066	0.075	0.238	0.06	0.019	0.025				No
Interplex Engineered Products, Inc.	Sample Location # 1	11	06/06/2019	07/11/2019	No	C	10942		No			0.054	0.02	0.523		0.02	0.01				No
Interplex Engineered Products, Inc.	Sample Location # 1	11	04/04/2019	05/06/2019	No	C	9711	1000	No			0.01	0.01	0.057		0.045	0.016				No
Interplex Engineered Products, Inc.	Sample Location # 1	11	01/08/2019	02/13/2019	No	C	7507		No			0.07	0.05	0.23		0.06	0.01				No
Interplex Engineered Products, Inc.	Sample Location # 1	11	10/02/2019	11/15/2019	No	C	5952		No	0.01	0.02	0.297	0.02	0.18	0.05	0.022	0.025				No

Compliance Monitoring Results for Significant Industrial Users  
Bucklin Point - 2019

Company	Location	Category	Sample Date	Received Date	NBC Sample	Type	Flow	Volume	CDF	Cd	Cr	Cu	Pb	Ni	Zn	Cn	Ag	BOD	TSS	TTO	Violation
Interplex Engineered Products, Inc.	Sample Location # 1	11	05/01/2019	06/11/2019	No	C	8671	1000	No			0.075	0.02	0.439		0.032	0.01				No
Interplex Engineered Products, Inc.	Sample Location # 1	11	07/30/2019	08/20/2019	No	C	12108		No			0.186	0.02	0.243		0.02	0.097				No
Isle Brewers Guild	Sample Location # 1	34	11/13/2019	11/14/2019	Yes	C	2171		No									531.94	222		No
Isle Brewers Guild	Sample Location # 1	34	11/05/2019	11/27/2019	No	C	678885		No									33	2.8		No
Isle Brewers Guild	Sample Location # 1	34	04/10/2019	04/25/2019	No	C	18827		No									3	2		No
Isle Brewers Guild	Sample Location # 1	34	05/09/2019	05/10/2019	Yes	C	18775		No									1222.28	386		No
Isle Brewers Guild	Sample Location # 1	34	01/10/2019	03/11/2019	No	C	50153		No									3	2		No
Isle Brewers Guild	Sample Location # 1	34	07/26/2019	08/20/2019	No	C	18011		No									3	2		No
John Rocchio Corporation	Sample Location # 1	40	02/22/2019	03/21/2019	No	C	1306195		No	0.01	0.02	0.02	0.02	0.02	0.05				6		No
John Rocchio Corporation	Sample Location # 2	40	03/12/2019	03/13/2019	Yes	C	561357		No	0.015	0.075	0.02	0.075	0.05	0.06		0.025		12.8		No
John Rocchio Corporation	Sample Location # 2	40	03/11/2019	04/25/2019	No	C	193101		No	0.01	0.02	0.02	0.02	0.05	0.05				33		No
John Rocchio Corporation	Sample Location # 2	40	03/12/2019	04/25/2019	No	C	840900		No	0.01	0.02	0.02	0.02	0.05	0.05				9		No
John Rocchio Corporation	Sample Location # 2	40	03/14/2019	04/25/2019	No	C	840900		No	0.01	0.02	0.02	0.02	0.05	0.05				14		No
John Rocchio Corporation	Sample Location # 2	40	03/15/2019	04/25/2019	No	C	749554		No	0.01	0.02	0.02	0.02	0.05	0.05				11		No
John Rocchio Corporation	Sample Location # 2	40	03/16/2019	04/25/2019	No	C	749554		No	0.01	0.02	0.02	0.02	0.05	0.05				12		No
John Rocchio Corporation	Sample Location # 2	40	03/19/2019	04/25/2019	No	C	620142		No	0.01	0.02	0.02	0.04	0.05	0.05				28		No
John Rocchio Corporation	Sample Location # 2	40	03/29/2019	04/25/2019	No	C	672217		No	0.01	0.02	0.02	0.02	0.02	0.05				6		No
John Rocchio Corporation	Sample Location # 2	40	04/02/2019	05/23/2019	No	C	1105026		No	0.01	0.02	0.02	0.02	0.05	0.05				6		No
John Rocchio Corporation	Sample Location # 2	40	04/09/2019	05/23/2019	No	C	163120		No	0.005	0.01	0.015	0.01	0.025	0.037				6		No
John Rocchio Corporation	Sample Location # 2	40	05/06/2019	05/07/2019	Yes	C		697935	No	0.015	0.075	0.02	0.075	0.05	0.06		0.025		11		No
John Rocchio Corporation	Sample Location # 2	40	05/21/2019	06/21/2019	No	C	778339		No	0.01	0.02	0.02	0.02	0.02	0.05				18		No
John Rocchio Corporation	Sample Location # 2	40	06/26/2019	07/30/2019	No	C	790658		No	0.01	0.02	0.02	0.02	0.05	0.05				5		No
John Rocchio Corporation	Sample Location # 2	40	07/08/2019	08/19/2019	No	C	594239		No	0.01	0.02	0.02	0.02	0.05	0.05				10		No
John Rocchio Corporation	Sample Location # 2	40	08/01/2019	09/20/2019	No	C	589734		No	0.01	0.02	0.02	0.02	0.05	0.05				5		No
John Rocchio Corporation	Sample Location # 2	40	09/17/2019	10/29/2019	No	C	20185		No	0.01	0.02	0.02	0.02	0.05	0.05				10		No
John Rocchio Corporation	Sample Location # 2	40	10/01/2019	11/27/2019	No	C	113721		No	0.01	0.02	0.02	0.02	0.05	0.05				6		No
John Rocchio Corporation	Sample Location # 2	40	11/14/2019	12/19/2019	No	C	259220		No	0.01	0.02	0.02	0.02	0.05	0.05				13		No
John H. Collins & Sons Company	Sample Location # 1	27	01/30/2019	02/25/2019	No	C	1212		No	0.002	0.025	0.025	0.025	0.025	0.025	0.01	0.025			0.322	No
John H. Collins & Sons Company	Sample Location # 1	27	03/26/2019	05/03/2019	No	C	1548		No		0.025	0.025			0.05						No
John H. Collins & Sons Company	Sample Location # 1	27	04/02/2019	05/21/2019	Yes	C	1345		No	0.015	0.075	0.02	0.075	0.05	0.122	0.102	0.025			0.203	No
John H. Collins & Sons Company	Sample Location # 1	27	11/26/2019	12/23/2019	No	C	1280		No		0.025	0.025			0.02						No
John H. Collins & Sons Company	Sample Location # 1	27	07/25/2019	07/26/2019	Yes	C	621		No	0.015	0.075	0.054	0.075	0.05	1.598	0.027	0.025				No
John H. Collins & Sons Company	Sample Location # 1	27	07/18/2019	08/29/2019	No	C	1713		No	0.002	0.025	0.025	0.025	0.025	0.05	0.01	0.025			0.059	No
John H. Collins & Sons Company	Sample Location # 1	27	09/26/2019	10/28/2019	No	C	1549		No		0.025	0.025			0.05						No
John H. Collins & Sons Company	Sample Location # 1	27	05/28/2019	06/26/2019	No	C	1713		No		0.025	0.025			0.05						No
Materion Technical Materials, Inc.	Sample Location # 1	11	04/01/2019	05/08/2019	No	C	46666		No	0.002	0.025	0.194	0.025	0.052	0.096	0.01	0.025				No
Materion Technical Materials, Inc.	Sample Location # 1	11	03/25/2019	05/02/2019	Yes	C	43162		No	0.015	0.075	0.124	0.075	0.05	0.117	0.006	0.043				No
Materion Technical Materials, Inc.	Sample Location # 1	11	03/04/2019	04/15/2019	No	C	30398		No			0.046	0.025	0.028	0.05	0.01	0.025				No
Materion Technical Materials, Inc.	Sample Location # 1	11	02/05/2019	03/21/2019	No	C	52571		No			0.067	0.025	0.031	0.05	0.01	0.025				No
Materion Technical Materials, Inc.	Sample Location # 1	11	01/02/2019	03/04/2019	No	C	36679		No			0.132	0.025	0.077	0.05	0.01	0.025				No
Materion Technical Materials, Inc.	Sample Location # 1	11	12/02/2019	01/24/2020	No	C	36361		No			0.09	0.027	1.44	0.05	0.01	0.031				No
Materion Technical Materials, Inc.	Sample Location # 1	11	11/04/2019	12/13/2019	No	C	34086		No			0.077	0.031	0.154	0.05	0.01	0.045				No
Materion Technical Materials, Inc.	Sample Location # 1	11	10/01/2019	11/20/2019	No	C	44340		No	0.002	0.025	0.048	0.025	0.025	0.05	0.01	0.036				No
Materion Technical Materials, Inc.	Sample Location # 1	11	09/04/2019	10/07/2019	No	C	21027		No			0.048	0.034	0.025	0.05	0.01	0.025				No
Materion Technical Materials, Inc.	Sample Location # 1	11	08/01/2019	09/20/2019	No	C	39220		No			0.058	0.031	0.03	0.086	0.01	0.025				No
Materion Technical Materials, Inc.	Sample Location # 1	11	07/08/2019	08/23/2019	No	C	42603		No			0.347	0.025	0.318	0.111	0.01	0.025				No
Materion Technical Materials, Inc.	Sample Location # 1	11	07/31/2019	08/01/2019	Yes	C	40978		No	0.015	0.075	0.032	0.075	0.05	0.06	0.004	0.035				No
Materion Technical Materials, Inc.	Sample Location # 1	11	06/03/2019	07/15/2019	No	C	45043		No			0.041	0.025	0.025	0.05	0.01	0.025				No
Materion Technical Materials, Inc.	Sample Location # 1	11	05/01/2019	06/25/2019	No	C	40955		No			0.162	0.025	0.091	0.05	0.01	0.025				No
Murdock Webbing Co., Inc.	Sample Location # 1	23	10/08/2019	10/29/2019	No	C	14093		No		0.015	0.408			0.058			801	34		No
Murdock Webbing Co., Inc.	Sample Location # 1	23	04/02/2019	04/17/2019	No	C	21121		No		0.005	0.341			0.071			591	37		No

Compliance Monitoring Results for Significant Industrial Users  
Bucklin Point - 2019

Company	Location	Category	Sample Date	Received Date	NBC Sample	Type	Flow	Volume	CDF	Cd	Cr	Cu	Pb	Ni	Zn	Cn	Ag	BOD	TSS	TTO	Violation
Murdock Webbing Co., Inc.	Sample Location # 1	23	06/05/2019	06/20/2019	No	C	13523		No									658	155		No
Murdock Webbing Co., Inc.	Sample Location # 1	23	08/16/2019	08/29/2019	No	C	12229		No		0.05	0.378			0.2			846	45		No
Murdock Webbing Co., Inc.	Sample Location # 1	23	04/22/2019	04/23/2019	Yes	C	7710		No	0.015	0.075	0.092	0.075	0.05	0.06		0.025	373.45	221		No
Murdock Webbing Co., Inc.	Sample Location # 1	23	02/05/2019	02/21/2019	No	C	13855		No		0.12	0.16			0.12				363		No
Murdock Webbing Co., Inc.	Sample Location # 1	23	12/03/2019	12/20/2019	No	C	13975		No									272	662		No
Murdock Webbing Co., Inc.	Sample Location # 1	23	07/18/2019	07/19/2019	Yes	C	5090		No	0.015	0.075	0.078	0.075	0.05	0.064		0.025	732.47	30		No
New England Linen Supply, Inc.	Sample Location # 1	25	11/05/2019	11/06/2019	Yes	C	41691		No									1166.88	396.87		No
New England Linen Supply, Inc.	Sample Location # 1	25	04/03/2019	05/02/2019	Yes	C	9940		No									918.66	140		No
New England Linen Supply, Inc.	Sample Location # 1	25	02/06/2019	03/29/2019	No	G	22776		No									210	160		No
New England Linen Supply, Inc.	Sample Location # 1	25	04/10/2019	05/30/2019	No	G	22888		No									338	118		No
New England Linen Supply, Inc.	Sample Location # 1	25	06/06/2019	07/29/2019	No	G	3268		No									422	160		No
New England Linen Supply, Inc.	Sample Location # 1	25	07/08/2019	08/29/2019	No	G	24167		No									283	82		No
New England Linen Supply, Inc.	Sample Location # 1	25	08/08/2019	09/30/2019	No	G	22694		No									283	82		No
New England Linen Supply, Inc.	Sample Location # 1	25	10/24/2019	11/29/2019	No	G	22582		No									377	182		No
New England Linen Supply, Inc.	Sample Location # 1	25	12/05/2019	01/13/2020	No	G	23772		No									659	214		No
Organic Dyes and Pigments, LLC.	Sample Location # 1	22	01/24/2019	02/07/2019	No	G	12797	500	No	0.02	0.05	0.02	0.05	0.04	0.11		0.01	35	1	0.042	No
Organic Dyes and Pigments, LLC.	Sample Location # 1	22	02/14/2019	03/04/2017	Yes	G		500	No	0.015	0.075	0.028	0.075	0.05	0.167		0.025	55.27	5.979	0.035	No
Organic Dyes and Pigments, LLC.	Sample Location # 1	22	09/19/2019	10/10/2019	No	G	6917	300	No			0.023			0.086			11	28		No
Organic Dyes and Pigments, LLC.	Sample Location # 1	22	07/23/2019	07/24/2019	Yes	G		1	No	0.015	0.075	0.02	0.075	0.05	0.06		0.025	20.18	15.684		No
Organic Dyes and Pigments, LLC.	Sample Location # 1	22	05/28/2019	06/13/2019	No	G	18098		No			0.02			0.065			39	5		No
Organic Dyes and Pigments, LLC.	Sample Location # 2	22	11/04/2019	12/30/2019	No	G	10704	300	No			0.02			0.113			13	8		No
Organic Dyes and Pigments, LLC.	Sample Location # 2	22	03/28/2019	04/22/2019	No	G	11878	500	No			0.02			0.05			3	10		No
Organic Dyes and Pigments, LLC.	Sample Location # 2	22	07/22/2019	08/27/2019	No	G	17325	400	No	0.01	0.02	0.083	0.02	0.05	0.13		0.01	8	19	0.046	No
Pawtucket Power Associates	Sample Location # 1	16	07/12/2019	08/23/2019	No	C	7151		No	0.004	0.016	0.274	0.005	0.013	0.182						No
Pawtucket Power Associates	Sample Location # 1	16	02/14/2019	03/26/2019	No	C	9043		No	0.007	0.009	0.07	0.005	0.005	0.059						No
Pawtucket Power Associates	Sample Location # 1	16	07/29/2019	07/31/2019	Yes	C	9010		No	0.015	0.075	0.058	0.075	0.05	0.094		0.025				No
Pawtucket Power Associates	Sample Location # 1	16	11/07/2019	12/24/2019	No	C	310		No	0.004	0.015	0.115	0.005	0.01	0.109						No
Pawtucket Power Associates	Sample Location # 2	16	01/10/2019	02/26/2019	No	G		17000	No	0.004	0.046	0.02	0.039	0.034	0.02						No
Pawtucket Power Associates	Sample Location # 2	16	01/10/2019	01/10/2019	Yes	G		1	No	0.015	0.075	0.02	0.075	0.05	0.06		0.025				No
Pawtucket Power Associates	Sample Location # 2	16	07/18/2019	08/23/2019	No	G		21300	No	0.004	0.03	0.02	0.005	0.015	0.034						No
Pawtucket Power Associates	Sample Location # 2	16	04/03/2019	05/29/2019	No	G		8000	No	0.004	0.031	0.02	0.005	0.025	0.067						No
Pawtucket Power Associates	Sample Location # 2	16	07/30/2019	07/31/2019	Yes	G		1	No	0.015	0.075	0.02	0.075	0.05	0.077		0.025				No
Pawtucket Power Associates	Sample Location # 3	16	07/30/2019	07/31/2019	Yes	G		1	No	0.015	0.075	0.02	0.075	0.05	0.06		0.025				No
Pawtucket Power Associates	Sample Location # 3	16	04/03/2019	05/29/2019	No	G		6300	No	0.004	0.005	0.02	0.005	0.005	0.032						No
Pawtucket Power Associates	Sample Location # 3	16	01/10/2019	01/10/2019	Yes	G		1	No	0.015	0.075	0.02	0.075	0.05	0.06		0.025				No
Pawtucket Power Associates	Sample Location # 3	16	01/10/2019	02/26/2019	No	G		2300	No	0.004	0.005	0.02	0.033	0.005	0.02						No
Pawtucket Power Associates	Sample Location # 3	16	07/18/2019	08/23/2019	No	G		7900	No	0.004	0.005	0.02	0.005	0.005	0.02						No
Pawtucket Power Associates	Sample Location # 4	16	02/14/2019	03/26/2019	No	C	9010		No	0.004	0.025	0.078	0.005	0.012	0.139						No
Pawtucket Power Associates	Sample Location # 4	16	07/29/2019	07/31/2019	Yes	C	2502		No	0.015	0.075	0.105	0.075	0.05	0.276		0.025				No
Pawtucket Power Associates	Sample Location # 4	16	11/07/2019	12/24/2019	No	C	2620		No	0.004	0.036	0.091	0.005	0.012	0.219						No
Pawtucket Power Associates	Sample Location # 4	16	07/12/2019	08/23/2019	No	C	4630		No	0.004	0.034	0.132	0.005	0.021	0.357						No
Providence Metallizing Company, Inc.	Sample Location # 1	11	09/24/2019	09/25/2019	Yes	C	6512		No	0.015	0.287	0.18	0.075	0.271	0.06	0.004	0.025				No
Providence Metallizing Company, Inc.	Sample Location # 1	11	09/24/2019	10/16/2019	No	C	6508		No	0.01	0.285	0.174	0.02	0.268	0.05	0.02	0.01				No
Providence Metallizing Company, Inc.	Sample Location # 1	11	05/01/2019	05/02/2019	Yes	C		1	No	0.015	0.293	0.195	0.075	0.449	0.06	0.004	0.025				No
Providence Metallizing Company, Inc.	Sample Location # 1	11	05/19/2019	06/10/2019	No	C	11444		No	0.005	0.304	0.2	0.01	0.466	0.038	0.02	0.008				No
Stackbin Corporation	Sample Location # 1	11	10/08/2019	10/09/2019	Yes	G		1	No	0.015	0.075	0.184	0.075	0.05	0.35	0.008	0.025				No
Stackbin Corporation	Sample Location # 1	11	04/16/2019	04/16/2019	Yes	G		1	No	0.015	0.075	0.115	0.075	0.05	0.132	0.008	0.025				No
Stackbin Corporation	Sample Location # 1	11	04/16/2019	05/02/2019	No	G		1200	No	0.01	0.02	0.113	0.02	0.05	0.154	0.02	0.01				No
Stackbin Corporation	Sample Location # 1	11	10/15/2019	11/20/2019	No	G		1050	No	0.01	0.025	0.188	0.02	0.05	0.41	0.02	0.01				No
Stackbin Corporation	Sample Location # 2	11	10/08/2019	10/09/2019	Yes	G		1	No	0.015	0.075	0.03	0.075	0.05	0.06	0.008	0.025				No
Stackbin Corporation	Sample Location # 2	11	04/16/2019	05/02/2019	No	G		600	No	0.01	0.02	0.02	0.02	0.05	0.05	0.01	0.01				No

Compliance Monitoring Results for Significant Industrial Users  
Bucklin Point - 2019

Company	Location	Category	Sample Date	Received Date	NBC Sample	Type	Flow	Volume	CDF	Cd	Cr	Cu	Pb	Ni	Zn	Cn	Ag	BOD	TSS	TTO	Violation
Stackbin Corporation	Sample Location # 2	11	10/15/2019	11/20/2019	No	G		600	No	0.01	0.02	0.02	0.02	0.05	0.069	0.02	0.01				No
Stackbin Corporation	Sample Location # 2	11	04/16/2019	04/16/2019	Yes	G		1	No	0.015	0.075	0.02	0.075	0.05	0.06	0.012	0.025				No
Summit Manufacturing Corporation	Sample Location # 1	11	11/27/2019	12/27/2019	No	C	13913		No		0.774	0.163		0.025	0.05						No
Summit Manufacturing Corporation	Sample Location # 1	11	12/13/2019	12/27/2019	No	C	13000		No							0.01					No
Summit Manufacturing Corporation	Sample Location # 1	11	10/31/2019	11/26/2019	No	C	17280		No	0.002	0.025	0.083	0.025	0.025	0.03		0.025				No
Summit Manufacturing Corporation	Sample Location # 1	11	09/30/2019	11/07/2019	No	C	15110		No		0.145	0.464		0.033	0.177						No
Summit Manufacturing Corporation	Sample Location # 1	11	08/30/2019	10/16/2019	No	C	14138		No		0.393	0.281		0.044	0.104						No
Summit Manufacturing Corporation	Sample Location # 1	11	10/03/2019	10/04/2019	Yes	C	8234		No	0.015	0.24	0.739	0.075	0.079	0.345	0.004	0.025				No
Summit Manufacturing Corporation	Sample Location # 1	11	07/31/2019	09/26/2019	No	C	16621		No		0.035	0.06		0.025	0.05						No
Summit Manufacturing Corporation	Sample Location # 1	11	06/28/2019	07/30/2019	No	C	21319		No		0.051	0.261		0.043	0.074						No
Summit Manufacturing Corporation	Sample Location # 1	11	05/31/2019	07/11/2019	No	C	17359		No		0.11	0.218		0.032	0.05						No
Summit Manufacturing Corporation	Sample Location # 1	11	04/30/2019	05/30/2019	No	C	12193		No	0.002	0.041	0.245	0.025	0.029	0.05	0.01	0.025				No
Summit Manufacturing Corporation	Sample Location # 1	11	03/29/2019	05/16/2019	No	C	13310		No		0.08	0.096		0.025	0.05						No
Summit Manufacturing Corporation	Sample Location # 1	11	02/28/2019	04/23/2019	No	C	10323		No		0.131	0.384		0.062	0.079						No
Summit Manufacturing Corporation	Sample Location # 1	11	12/30/2019	01/30/2020	No	C	15100		No		0.025	0.04		0.025	0.31						No
Summit Manufacturing Corporation	Sample Location # 1	11	01/09/2019	01/10/2019	Yes	C	12725		No	0.015	0.748	0.526	0.075	0.16	0.264	0.011	0.025				No
Summit Manufacturing Corporation	Sample Location # 1	11	01/30/2019	02/27/2019	No	C	10542		No		0.109	0.109		0.078	0.05						No
Tanury Industries	Sample Location # 1	11	02/05/2019	02/06/2019	Yes	C	34636		No	0.015	0.835	1.945	0.075	0.675	0.06	0.83	0.314				Yes
Tanury Industries	Sample Location # 1	11	02/25/2019	03/13/2019	No	C	41433		No			0.23				0.02					No
Tanury Industries	Sample Location # 1	11	02/27/2019	03/13/2019	No	C	50151		No			0.244				0.01					No
Tanury Industries	Sample Location # 1	11	02/26/2019	03/13/2019	No	C	44976		No			0.223				0.01					No
Tanury Industries	Sample Location # 1	11	04/24/2019	04/25/2019	Yes	C		42564	No	0.015	0.365	0.274	0.075	0.791	0.06	0.064	0.025				No
Tanury Industries	Sample Location # 1	11	02/28/2019	03/28/2019	No	C	43356		No		0.069	0.127		0.422	0.02	0.01	0.023				No
Tanury Industries	Sample Location # 1	11	06/27/2019	07/30/2019	No	C	55446		No		0.2	0.142		0.428	0.033	0.01	0.011				No
Tanury Industries	Sample Location # 1	11	11/26/2019	12/30/2019	No	C	52273		No	0.005	0.036			0.026	0.02	0.01	0.005				No
Tanury Industries	Sample Location # 1	11	03/28/2019	04/30/2019	No	C	53859		No		0.053	0.24		0.573	0.022	0.02	0.005				No
Tanury Industries	Sample Location # 1	11	05/29/2019	06/28/2019	No	C	47176		No		0.31	0.504		0.685	0.023	0.01	0.017				No
Tanury Industries	Sample Location # 1	11	10/31/2019	11/27/2019	No	C	49773		No		0.163	0.484		0.341	0.038	0.022	0.032				No
Tanury Industries	Sample Location # 1	11	09/30/2019	10/30/2019	No	C	48424		No		0.216	0.215		0.15	0.02	0.01	0.019				No
Tanury Industries	Sample Location # 1	11	04/30/2019	05/29/2019	No	C	48754		No	0.113	0.151			0.221	0.02	0.01	0.005				No
Tanury Industries	Sample Location # 1	11	08/29/2019	09/27/2019	No	C	56253		No		0.254	0.196		0.222	0.025	0.026	0.021				No
Tanury Industries	Sample Location # 1	11	12/30/2019	01/30/2020	No	C	48298		No		0.107	0.188		0.124	0.02	0.039	0.043				No
Tanury Industries	Sample Location # 1	11	07/29/2019	08/30/2019	No	C	66147		No	0.004	0.216	0.109	0.005	0.131	0.024	0.01	0.018				No
Tanury Industries	Sample Location # 1	11	01/31/2019	02/22/2019	No	C	45496		No	0.004	0.195	0.13	0.005	0.595	0.025	0.03	0.008				No
Tanury Industries	Sample Location # 2	11	06/27/2019	07/30/2019	No	G	55446	250	Yes			2.94		0.86	0.299						No
Tanury Industries	Sample Location # 2	11	10/31/2019	11/27/2019	No	G	49773	250	Yes			12.7		2.93	0.52						No
Tanury Industries	Sample Location # 2	11	05/29/2019	06/28/2019	No	G	47176	250	Yes			13		3.53	2.33						No
Tanury Industries	Sample Location # 2	11	08/29/2019	09/27/2019	No	G	56253	250	Yes			14		2.81	1.87						No
Tanury Industries	Sample Location # 2	11	04/30/2019	05/29/2019	No	G	48754	250	Yes			9.29		3.03	2.06						No
Tanury Industries	Sample Location # 2	11	02/28/2019	03/28/2019	No	G	43356	250	Yes			7.76		2.42	0.846						No
Tanury Industries	Sample Location # 2	11	03/28/2019	04/30/2019	No	G	53859	250	Yes			8.3		1.99	1.76						No
Tanury Industries	Sample Location # 2	11	07/29/2019	08/30/2019	No	G	66147	250	Yes			12.7		5.01	1.12						No
Tanury Industries	Sample Location # 2	11	11/26/2019	12/30/2019	No	C	52273	250	Yes			9.59		1.53	2.4						No
Tanury Industries	Sample Location # 2	11	09/30/2019	10/30/2019	No	G	48424	50	Yes			15.9		1.86	1.08						No
Tanury Industries	Sample Location # 2	11	01/31/2019	02/22/2019	No	G	45496	250	Yes			5.13		3.04	0.507						No
Tanury Industries	Sample Location # 2	11	12/30/2019	01/30/2020	No	G	48298	250	Yes			13.4		3.48	2.11						No
Tanury Industries	Sample Location # 3	11	01/31/2019	02/22/2019	No	G	45969	50	Yes			0.713		1.14	0.029						No
Tanury Industries	Sample Location # 3	11	12/30/2019	01/30/2020	No	G	48298	50	Yes			0.655		0.322	0.023						No
Tanury Industries	Sample Location # 3	11	11/26/2019	12/30/2019	No	C	52273	50	Yes			0.923		0.108	0.073						No
Tanury Industries	Sample Location # 3	11	10/31/2019	11/27/2019	No	G	49773	50	Yes			6.53		5.54	0.343						No
Tanury Industries	Sample Location # 3	11	09/30/2019	10/30/2019	No	G	48424	250	Yes			0.58		0.221	0.022						No

Compliance Monitoring Results for Significant Industrial Users  
Bucklin Point - 2019

Company	Location	Category	Sample Date	Received Date	NBC Sample	Type	Flow	Volume	CDF	Cd	Cr	Cu	Pb	Ni	Zn	Cn	Ag	BOD	TSS	TTO	Violation
Tanury Industries	Sample Location # 3	11	08/29/2019	09/27/2019	No	G	56253	50	Yes			4.73		3.2	0.23						No
Tanury Industries	Sample Location # 3	11	07/29/2019	08/30/2019	No	G	66147	50	Yes			0.977		0.583	0.109						No
Tanury Industries	Sample Location # 3	11	06/27/2019	07/30/2019	No	G	55446	50	Yes			2.28		0.872	0.098						No
Tanury Industries	Sample Location # 3	11	05/29/2019	06/28/2019	No	G	47176	50	Yes			3.92		1.39	0.19						No
Tanury Industries	Sample Location # 3	11	04/30/2019	05/29/2019	No	G	48754	50	Yes			0.851		0.243	0.053						No
Tanury Industries	Sample Location # 3	11	03/28/2019	04/30/2019	No	G	53859	50	Yes			9.78		0.91	0.026						No
Tanury Industries	Sample Location # 3	11	02/28/2019	03/28/2019	No	G	43356	50	Yes			0.483		1.41	0.054						No
Tanury Industries	Sample Location # 4	11	01/31/2019	02/22/2019	No	G	10		No											1.03	No
Tanury Industries	Sample Location # 4	11	02/27/2019	03/13/2019	No	G	4150		No											0.067	No
Tanury Industries	Sample Location # 4	11	06/27/2019	07/30/2019	No	G	6570		No											0.103	No
Tanury Industries	Sample Location # 4	11	11/26/2019	12/30/2019	No	C	5550		No											0.61	No
Tanury Industries	Sample Location # 4	11	03/28/2019	04/30/2019	No	G	53859		No											0.042	No
Tanury Industries	Sample Location # 4	11	10/31/2019	11/27/2019	No	G	5880		No											1.825	No
Tanury Industries	Sample Location # 4	11	09/30/2019	10/30/2019	No	G	6070		No											0.013	No
Tanury Industries	Sample Location # 4	11	05/29/2019	06/28/2019	No	G	4170		No											0.028	No
Tanury Industries	Sample Location # 4	11	08/29/2019	09/27/2019	No	G	4570		No											0.15	No
Tanury Industries	Sample Location # 4	11	07/29/2019	08/30/2019	No	G	4320		No											0.018	No
Tanury Industries	Sample Location # 4	11	02/28/2019	03/28/2019	No	G	3990		No											0.066	No
Tanury Industries	Sample Location # 4	11	02/25/2019	03/13/2019	No	G	4510		No											0.038	No
Tanury Industries	Sample Location # 4	11	02/26/2019	03/13/2019	No	G	4080		No											0.066	No
Tanury Industries	Sample Location # 4	11	12/30/2019	01/30/2020	No	G	5470		No											0.009	No
Tedor Pharma Inc.	Sample Location # 1	14	10/09/2019	11/15/2019	No	G			No	0.002		0.071			0.334			136	21.5	1.985	No
Tedor Pharma Inc.	Sample Location # 1	14	02/26/2019	02/26/2019	Yes	G		50	No	0.015	0.075	0.056	0.075	0.05	0.216		0.025	122.77	26	0.2	No
Tedor Pharma Inc.	Sample Location # 1	14	07/15/2019	08/14/2019	No	G		550	No	0.002		0.036			0.115			87.6	66	0.829	No
Tedor Pharma Inc.	Sample Location # 1	14	04/12/2019	05/14/2019	No	G		520	No	0.002		0.059			0.253			163	38.4	0.952	No
Tedor Pharma Inc.	Sample Location # 1	14	01/17/2019	02/20/2019	No	G		960	No	0.002		0.058			0.213			157	43.6	0.182	No
Tedor Pharma Inc.	Sample Location # 1	14	07/29/2019	07/29/2019	Yes	G		1	No	0.015	0.075	0.06	0.075	0.05	0.133		0.025	37.84	22.667	0.005	No
Teknicote, Inc.	Sample Location # 1	11	07/17/2019	08/14/2019	No	C	1653		No	0.002	0.025	0.025	0.025	0.025	0.05	0.01	0.025				No
Teknicote, Inc.	Sample Location # 1	11	12/11/2019	01/10/2020	No	G	1841		No				0.025		0.321						No
Teknicote, Inc.	Sample Location # 1	11	06/26/2019	07/12/2019	No	G	1586		No				0.025		0.05						No
Teknicote, Inc.	Sample Location # 1	11	05/15/2019	06/13/2019	No	C	1571		No		0.025	0.025		0.025	0.05						No
Teknicote, Inc.	Sample Location # 1	11	04/23/2019	05/24/2019	No	G	1556		No				0.025		0.121						No
Teknicote, Inc.	Sample Location # 1	11	03/14/2019	04/09/2019	No	C	1593		No		0.025	0.025		0.025	0.05						No
Teknicote, Inc.	Sample Location # 1	11	02/19/2019	03/07/2019	No	G	1488		No				0.05		0.04						No
Teknicote, Inc.	Sample Location # 1	11	01/16/2019	02/13/2019	No	C	1631		No	0.02	0.05	0.02	0.05	0.07	0.23	0.01	0.01				No
Teknicote, Inc.	Sample Location # 1	11	01/29/2019	01/30/2019	Yes	C	745		No	0.015	0.075	0.02	0.075	0.05	0.06	0.004	0.025				No
Teknicote, Inc.	Sample Location # 1	11	11/22/2019	12/10/2019	No	C	1835		No		0.025	0.025		0.025	0.02						No
Teknicote, Inc.	Sample Location # 1	11	10/17/2019	11/13/2019	No	G	1826		No				0.025		0.056						No
Teknicote, Inc.	Sample Location # 1	11	09/26/2019	09/27/2019	Yes	C		1	No	0.015	0.075	0.02	0.075	0.05	0.062	0.004	0.025				No
Teknicote, Inc.	Sample Location # 1	11	09/19/2019	10/11/2019	No	C	1774		No		0.025	0.025		0.025	0.05						No
Teknicote, Inc.	Sample Location # 1	11	08/14/2019	09/10/2019	No	G	1660		No				0.025		0.05						No
Teknor Apex Company	Sample Location # 1	27	04/11/2019	05/01/2019	No	C	21300		No	0.002	0.025	0.025	0.025		0.396						No
Teknor Apex Company	Sample Location # 1	27	12/09/2019	12/23/2019	No	C	37700		No	0.01	0.02	0.057	0.02		0.662						No
Teknor Apex Company	Sample Location # 1	27	08/05/2019	08/06/2019	Yes	C	64000		No	0.015	0.075	0.02	0.075	0.05	0.365		0.025				No
Teknor Apex Company	Sample Location # 1	27	02/12/2019	02/25/2019	No	C	11000		No	0.002	0.025	0.025	0.025		0.455						No
Teknor Apex Company	Sample Location # 1	27	06/18/2019	07/08/2019	No	C	17400		No	0.002	0.025	0.028	0.025		0.343						No
Teknor Apex Company	Sample Location # 1	27	10/07/2019	10/23/2019	No	C	14700	14700	No	0.01	0.02	0.02	0.02		0.213						No
Teknor Apex Company	Sample Location # 1	27	03/26/2019	03/27/2019	Yes	C	55500		No	0.015	0.075	0.02	0.075	0.05	0.552		0.025				No
Teknor Apex Company	Sample Location # 1	27	08/19/2019	09/03/2019	No	C		18500	No	0.01	0.02	0.02	0.02		0.247						No
Teknor Apex Company	Sample Location # 2	27	11/19/2019	11/29/2019	No	G	320	320	No											0.004	No
Teknor Apex Company	Sample Location # 2	27	09/12/2019	09/25/2019	No	G	180		No											0.052	No

Compliance Monitoring Results for Significant Industrial Users  
Bucklin Point - 2019

Company	Location	Category	Sample Date	Received Date	NBC Sample	Type	Flow	Volume	CDF	Cd	Cr	Cu	Pb	Ni	Zn	Cn	Ag	BOD	TSS	TTO	Violation
Teknor Apex Company	Sample Location # 2	27	01/30/2019	02/11/2019	No	G		320	No											0.015	No
Teknor Apex Company	Sample Location # 2	27	07/12/2019	07/30/2019	No	G		1150	No											0.165	No
Teknor Apex Company	Sample Location # 2	27	03/11/2019	03/25/2019	No	G		1150	No											0.021	No
Teknor Apex Company	Sample Location # 2	27	05/13/2019	05/31/2019	No	G		760	No											0.18	No
Teknor Apex Company	Sample Location # 3	27	04/12/2019	05/01/2019	No	G		150	No											0.002	No
Teknor Apex Company	Sample Location # 3	27	10/07/2019	10/23/2019	No	G	300		No											1.7	No
The Okonite Company	Sample Location # 1	27	07/25/2019	08/21/2019	No	C	4748		No			0.077	0.02	0.05	0.45			1330			No
The Okonite Company	Sample Location # 1	27	01/30/2019	02/19/2019	No	C	1937		No			0.162	0.02	0.05	0.157			1190			No
The Okonite Company	Sample Location # 1	27	11/13/2019	12/18/2019	No	C	1548		No			0.286	0.02	0.05	0.292			1150			No
The Okonite Company	Sample Location # 1	27	02/25/2019	02/26/2019	Yes	C		1	No	0.015	0.075	0.436	0.075	0.05	0.516		0.025				No
The Okonite Company	Sample Location # 1	27	09/12/2019	11/12/2019	No	C	4591		No			0.066	0.02	0.05	0.207			255			No
The Okonite Company	Sample Location # 1	27	10/21/2019	10/22/2019	Yes	C		1	No	0.015	0.075	0.062	0.075	0.05	0.068		0.025				No
The Okonite Company	Sample Location # 1	27	03/05/2019	04/11/2019	No	C	910		No			0.543	0.02	0.05	0.249			54			No
The Okonite Company	Sample Location # 1	27	05/23/2019	06/14/2019	No	C	5923		No			0.148	0.02	0.05	0.096			10			No
Tiffany and Company	Sample Location # 1	15	08/08/2019	09/26/2019	No	C	365		No	0.003	0.01	0.01	0.01	0.025	0.025		0.005				No
Tiffany and Company	Sample Location # 1	15	04/03/2019	05/29/2019	No	C	847		No	0.005	0.01	0.012	0.01	0.025	0.025	0.02	0.01				No
Tiffany and Company	Sample Location # 1	15	10/02/2019	10/03/2019	Yes	C	19		No	0.015	0.075	0.02	0.075	0.05	0.06	0.004	0.025				No
Tiffany and Company	Sample Location # 1	15	12/09/2019	01/28/2020	No	C	483		No			0.02					0.01				No
Tiffany and Company	Sample Location # 1	15	10/02/2019	11/27/2019	No	C	1640		No	0.01	0.02	0.02	0.04	0.05	0.081	0.02	0.01				No
Tiffany and Company	Sample Location # 1	15	02/07/2019	03/29/2019	No	C	153		No			0.02					0.05				No
Tiffany and Company	Sample Location # 1	15	01/30/2019	01/31/2019	Yes	C	1254		No	0.015	0.075	0.02	0.075	0.05	0.06	0.004	0.025				No
Tiffany and Company	Sample Location # 1	15	06/11/2019	07/26/2019	No	C	146		No			0.02					0.01				No
Tiffany and Company	Sample Location # 2	15	10/02/2019	11/27/2019	No	G	1640	30	No												No
Truex, Inc.	Sample Location # 1	11	02/19/2019	02/20/2019	Yes	C	3743		No	0.015	0.075	0.353	0.075	0.05	0.108	0.007	0.025				No
Truex, Inc.	Sample Location # 1	11	12/05/2019	12/19/2019	No	C	3068		No			0.272		0.05	0.309						No
Truex, Inc.	Sample Location # 1	11	08/06/2019	08/23/2019	No	C	2917		No			0.128		0.05	0.102						No
Truex, Inc.	Sample Location # 1	11	04/10/2019	04/25/2019	No	C	3889		No	0.01	0.02	0.149	0.02	0.05	0.109	0.02	0.01				No
Truex, Inc.	Sample Location # 1	11	06/13/2019	06/25/2019	No	G	2618		No			0.199		0.05	0.109						No
Truex, Inc.	Sample Location # 1	11	10/10/2019	10/28/2019	No	C	510		No	0.01	0.02	0.267	0.02	0.05	0.099	0.02	0.01				No
Truex, Inc.	Sample Location # 1	11	02/13/2019	03/01/2019	No	G	4189		No			0.12		0.11	0.12						No
Truex, Inc.	Sample Location # 1	11	08/06/2019	08/07/2019	Yes	C		1	No	0.015	0.075	0.146	0.075	0.05	0.087	0.004	0.025				No



# ***COMPLIANCE MONITORING LEGEND***

## **Parameter Legend**

O&G = Oil and Grease

TRC = Total Residual Chlorine

N = Nitrogen

TKN = Total Kjeldahl Nitrogen

NH<sub>3</sub> = Ammonia

NO<sub>3</sub>+NO<sub>2</sub> = Nitrate+Nitrite

## **Sample Legend**

C = Composite Sample

G = Grab Sample

CDF = Concentrated Discharge Formula

Category # Refers to Users Category Number Specified in Chapter III





Compliance Monitoring Results for Significant Industrial Users  
Bucklin Point - 2019

Company	Location	Category	Sample Date	Received Date	NBC Sample	Type	Flow	Volume	CDF	Total O&G	Total N	NH3	246-Trichlorophenol	Acetone	Ethyle Acetate	Isopropyl Acetate	Methylene Chloride	N-Amyl Acetate	NO3+NO2	TRC	TKN	Violation	
Materion Technical Materials, Inc.	Sample Location # 1	11	07/08/2019	08/23/2019	No	C	42603		No											0.1		No	
Materion Technical Materials, Inc.	Sample Location # 1	11	06/03/2019	07/15/2019	No	C	45043		No												0.1		No
Materion Technical Materials, Inc.	Sample Location # 1	11	05/01/2019	06/25/2019	No	C	40955		No												0.1		No
Murdock Webbing Co., Inc.	Sample Location # 1	23	04/22/2019	04/23/2019	Yes	C	7710		No	52.7	55.8	5.18							1.27		54.5	No	
Murdock Webbing Co., Inc.	Sample Location # 1	23	07/18/2019	07/19/2019	Yes	C	5090		No	11.55	26.1	1.18							0.689		25.4	No	
Murdock Webbing Co., Inc.	Sample Location # 1	23	10/08/2019	10/29/2019	No	C	14093		No	93.75												No	
Murdock Webbing Co., Inc.	Sample Location # 1	23	04/02/2019	04/17/2019	No	C	21121		No	27												No	
Murdock Webbing Co., Inc.	Sample Location # 1	23	06/05/2019	06/20/2019	No	C	13523		No	75.75												No	
Murdock Webbing Co., Inc.	Sample Location # 1	23	08/16/2019	08/29/2019	No	C	12229		No	59.25												No	
Murdock Webbing Co., Inc.	Sample Location # 1	23	02/05/2019	02/21/2019	No	C	13855		No	49.6												No	
Murdock Webbing Co., Inc.	Sample Location # 1	23	12/03/2019	12/20/2019	No	C	13975		No	52												No	
New England Linen Supply, Inc.	Sample Location # 1	25	04/03/2019	05/02/2019	Yes	C	9940		No	279.8	10.8	1.66							1.14		9.69	Yes	
New England Linen Supply, Inc.	Sample Location # 1	25	11/05/2019	11/06/2019	Yes	C	41691		No	363												Yes	
New England Linen Supply, Inc.	Sample Location # 1	25	02/06/2019	03/29/2019	No	G	22776		No	21												No	
New England Linen Supply, Inc.	Sample Location # 1	25	12/31/2019	01/13/2020	No	G	24131		No	50.5												No	
New England Linen Supply, Inc.	Sample Location # 1	25	04/10/2019	05/30/2019	No	G	22888		No	93												No	
New England Linen Supply, Inc.	Sample Location # 1	25	05/24/2019	06/07/2019	No	G	5602		No	63.75												No	
New England Linen Supply, Inc.	Sample Location # 1	25	06/03/2019	06/21/2019	No	G	25492		No	31.5												No	
New England Linen Supply, Inc.	Sample Location # 1	25	06/04/2019	06/21/2019	No	G	26367		No	17.75												No	
New England Linen Supply, Inc.	Sample Location # 1	25	06/06/2019	07/29/2019	No	G	3268		No	36.5												No	
New England Linen Supply, Inc.	Sample Location # 1	25	07/08/2019	08/29/2019	No	G	24167		No	74.25												No	
New England Linen Supply, Inc.	Sample Location # 1	25	08/08/2019	09/30/2019	No	G	22694		No	74.25												No	
New England Linen Supply, Inc.	Sample Location # 1	25	10/24/2019	11/29/2019	No	G	22582		No	49.5												No	
New England Linen Supply, Inc.	Sample Location # 1	25	12/05/2019	12/06/2019	Yes	C		1	No	107.4												No	
New England Linen Supply, Inc.	Sample Location # 1	25	12/05/2019	01/13/2020	No	G	23772		No	56.5												No	
New England Linen Supply, Inc.	Sample Location # 1	25	12/19/2019	01/13/2020	No	G	23225		No	35												No	
Organic Dyes and Pigments, LLC.	Sample Location # 1	22	07/23/2019	07/24/2019	Yes	G		1	No	5	0.863	0.1							0.131		0.732	No	
Organic Dyes and Pigments, LLC.	Sample Location # 1	22	02/14/2019	03/04/2017	Yes	G		500	No	6.163	9.77	0.954							0.105		9.67	No	
Organic Dyes and Pigments, LLC.	Sample Location # 1	22	01/24/2019	02/07/2019	No	G	12797	500	No	5.4												No	
Organic Dyes and Pigments, LLC.	Sample Location # 1	22	09/19/2019	10/10/2019	No	G	6917	300	No	7.9												No	
Organic Dyes and Pigments, LLC.	Sample Location # 1	22	05/28/2019	06/13/2019	No	G	18098		No	5												No	
Organic Dyes and Pigments, LLC.	Sample Location # 2	22	11/04/2019	12/30/2019	No	G	10704	300	No	4.7												No	
Organic Dyes and Pigments, LLC.	Sample Location # 2	22	03/28/2019	04/22/2019	No	G	11878	500	No	5.1												No	
Organic Dyes and Pigments, LLC.	Sample Location # 2	22	07/22/2019	08/27/2019	No	G	17325	400	No	4.7												No	
Organic Dyes and Pigments, LLC.	Sample Location # 2	22	01/23/2019	02/07/2019	No	G		500	No	10.5												No	
Organic Dyes and Pigments, LLC.	Sample Location # 2	22	01/22/2019	02/07/2019	No	G		500	No	3.7												No	
Organic Dyes and Pigments, LLC.	Sample Location # 2	22	01/17/2019	01/29/2019	No	G		500	No	9.1												No	
Organic Dyes and Pigments, LLC.	Sample Location # 2	22	01/11/2019	01/29/2019	No	G		500	No	5.2												No	
Pawtucket Power Associates	Sample Location # 2	16	07/30/2019	07/31/2019	Yes	G		1	No		6.63	0.495							4.89		1.74	No	
Pawtucket Power Associates	Sample Location # 2	16	01/10/2019	01/10/2019	Yes	G		1	No		4.28	0.1							3.71		0.566	No	
Pawtucket Power Associates	Sample Location # 4	16	07/29/2019	07/31/2019	Yes	C	2502		No		4.9	0.1							1.4		3.5	No	
Pawtucket Power Associates	Sample Location # 3	16	01/10/2019	01/10/2019	Yes	G		1	No		0.819	0.1							0.819		0.5	No	
Pawtucket Power Associates	Sample Location # 1	16	07/29/2019	07/31/2019	Yes	C	9010		No	4	2.48	0.318							0.67		1.81	No	
Pawtucket Power Associates	Sample Location # 3	16	07/30/2019	07/31/2019	Yes	G		1	No		0.551	0.1							0.551		0.5	No	
Pawtucket Power Associates	Sample Location # 1	16	07/12/2019	08/23/2019	No	C	7151		No	2.25												No	
Pawtucket Power Associates	Sample Location # 1	16	02/14/2019	03/26/2019	No	C	9043		No	2												No	
Pawtucket Power Associates	Sample Location # 1	16	11/07/2019	12/24/2019	No	C	310		No	3.3												No	
Providence Metallizing Company, Inc.	Sample Location # 1	11	05/01/2019	05/02/2019	Yes	C		1	No		1.09	0.1							1.09		0.5	No	
Providence Metallizing Company, Inc.	Sample Location # 1	11	09/24/2019	09/25/2019	Yes	C	6512		No		0.622	0.1							0.622		0.5	No	
Stackbin Corporation	Sample Location # 1	11	10/08/2019	10/09/2019	Yes	G		1	No	133.2	30.2	0.1							1.38		28.8	Yes	
Stackbin Corporation	Sample Location # 2	11	04/16/2019	04/16/2019	Yes	G		1	No		26.2	1.33							20.4		5.83	No	
Stackbin Corporation	Sample Location # 2	11	10/08/2019	10/09/2019	Yes	G		1	No		18.8	0.463							13.4		5.43	No	
Stackbin Corporation	Sample Location # 1	11	04/16/2019	04/16/2019	Yes	G		1	No	99.42	20.8	0.1							0.1		20.8	No	
Stackbin Corporation	Sample Location # 1	11	11/20/2019	12/16/2019	No	G		1050	No	79.3												No	
Stackbin Corporation	Sample Location # 1	11	11/22/2019	12/16/2019	No	G		1050	No	76.7												No	
Stackbin Corporation	Sample Location # 1	11	11/18/2019	12/16/2019	No	G		1050	No	57.4												No	
Stackbin Corporation	Sample Location # 1	11	04/16/2019	05/02/2019	No	G		1200	No	93.6												No	
Stackbin Corporation	Sample Location # 1	11	11/26/2019	12/16/2019	No	G		1050	No	101												No	
Summit Manufacturing Corporation	Sample Location # 1	11	10/03/2019	10/04/2019	Yes	C	8234		No		4.37	0.296							3.82		0.555	No	
Summit Manufacturing Corporation	Sample Location # 1	11	01/09/2019	01/10/2019	Yes	C	12725		No		4.43	0.354							2.86		1.57	No	



***ATTACHMENT VOLUME II***

***SECTION 6***

***COMPLIANCE MONITORING  
RESULTS FOR NON-SIGNIFICANT  
USERS***

***COMPLIANCE MONITORING  
RESULTS FOR NON-SIGNIFICANT  
USERS***

***FIELD'S POINT***

# ***COMPLIANCE MONITORING LEGEND***

## **Parameter Legend**

Cd = Cadmium

Cr = Chromium

Cu = Copper

Pb = Lead

Ni = Nickel

Ag = Silver

Zn = Zinc

CN = Cyanide

BOD = Biochemical Oxygen Demand

TSS = Total Suspended Solids

TTO = Total Toxic Organics

## **Sample Legend**

C = Composite Sample

G = Grab Sample

CDF = Concentrated Discharge Formula

Category # Refers to Users Category Number Specified in Chapter III



Compliance Monitoring Results for Non-Significant Users  
Field's Point - 2019

Company	Location	Category	Sample Date	Received Date	NBC Sample	Type	Flow	Volume	CDF	Cd	Cr	Cu	Pb	Ni	Zn	CN	Ag	BOD	TSS	TTO	Violation
Al-Jac Produce	Sample Location # 1	81	03/20/2019	03/29/2019	No	G			No									717	1470		No
Al-Jac Produce	Sample Location # 1	81	05/22/2019	05/22/2019	Yes	C	299		No									8863.26	14780		No
Al-Jac Produce	Sample Location # 1	81	06/13/2019	06/24/2019	No	G			No									2920	1680		No
Al-Jac Produce	Sample Location # 1	81	08/16/2019	08/27/2019	No	G			No									996	28		No
Al-Jac Produce	Sample Location # 1	81	11/06/2019	12/09/2019	No	G			No									571	2580		No
Al-Jac Produce	Sample Location # 1	81	12/12/2019	12/13/2019	Yes	C	150		No									15971	39980		No
Allied Group, LLC	Sample Location # 1	24	01/14/2019	02/01/2019	No	C	20		No		0.05	0.51	0.05	0.04	0.34		0.03			1.06	No
Allied Group, LLC	Sample Location # 1	24	07/23/2019	08/23/2019	No	G	75		No		0.07	0.39	0.02	0.05	0.19		0.01			0.03	No
Alpine Auto Body, Inc.	Sample Location # 1	97	01/18/2019	01/31/2019	No	G			No			0.02	0.05	0.05	0.29						No
Alpine Auto Body, Inc.	Sample Location # 1	97	08/19/2019	08/26/2019	No	G			No			0.04	0.01	0.05	0.3						No
AS220	Sample Location # 1	99	05/15/2019	05/30/2019	No	G	10		No								0.01				No
AS220	Sample Location # 1	99	10/16/2019	11/04/2019	No	G	10		No								0.08				No
AS220 - Print Shop	Sample Location # 2	24	04/18/2019	05/30/2019	No	G	10		No		0.03	0.06			0.45						No
AS220 - Print Shop	Sample Location # 1	24	04/18/2019	05/30/2019	No	G	10		No		0.02	0.03			0.16						No
AS220 - Print Shop	Sample Location # 2	24	10/16/2019	11/04/2019	No	G	10		No		0.06	0.13			0.19						No
AS220 - Print Shop	Sample Location # 1	24	10/16/2019	11/04/2019	No	G	10		No		0.02	0.02			0.08						No
AS220 - Print Shop	Sample Location # 3	24	10/17/2019	11/04/2019	No	G	10		No	0.01	0.02	0.08	0.02	0.05	0.21		0.01				No
Atamian Manufacturing Corp.	Sample Location # 1	21	01/08/2019	01/17/2019	No	G			No	0	0.02	1.6	0.01	0.05	0.51	0	0.2				Yes
Atamian Manufacturing Corp.	Sample Location # 1	21	01/24/2019	01/30/2019	No	G			No			0.45									No
Atamian Manufacturing Corp.	Sample Location # 1	21	01/31/2019	02/07/2019	No	G			No			0.58									No
Atamian Manufacturing Corp.	Sample Location # 1	21	02/07/2019	02/14/2019	No	G			No			0.54									No
Atamian Manufacturing Corp.	Sample Location # 1	21	02/14/2019	02/21/2019	No	G			No			0.33									No
Atamian Manufacturing Corp.	Sample Location # 1	21	07/17/2019	07/25/2019	No	G			No	0	0.01	0.51	0.01	0.01	0.09	0	0.14				No
B. Deltoro & Sons, Inc.	Sample Location # 1	81	01/29/2019	02/07/2019	No	C	7854		No									2140	12900		No
B. Deltoro & Sons, Inc.	Sample Location # 1	81	04/22/2019	05/13/2019	No	C	9574		No									820	1460		No
B. Deltoro & Sons, Inc.	Sample Location # 1	81	05/15/2019	05/16/2019	Yes	C	2994		No									6112.91	9900		No
B. Deltoro & Sons, Inc.	Sample Location # 1	81	07/23/2019	08/02/2019	No	C	16456		No									986	3820		No
B. Deltoro & Sons, Inc.	Sample Location # 1	81	10/29/2019	11/07/2019	No	C	6433		No									1380	1460		No
B. Deltoro & Sons, Inc.	Sample Location # 1	81	11/14/2019	11/15/2019	Yes	C	4865		No									4856.21	8860		No
BOE Fermenterprises	Sample Location # 1	34	10/18/2019	10/28/2019	No	G		55	No									519	17		No
Brown University - Central Heat Plant	Sample Location # 3	52	04/26/2019	05/17/2019	No	G	117		No		0.03	0.03		0.03	1.38		0.03				No
Brown University - Central Heat Plant	Sample Location # 2	52	04/26/2019	05/17/2019	No	G			No		0.03	0.09		0.03	0.28		0.03				No
Brown University - Central Heat Plant	Sample Location # 1	52	05/17/2019	06/04/2019	No	G			No		0.03	0.1		0.33	0.05		0.03				No
Brown University - Central Heat Plant	Sample Location # 4	52	09/05/2019	09/09/2019	No	G	25		No	0	0.01	0.05	0.01	0.01	0.07		0.01				No
Brown University - Central Heat Plant	Sample Location # 2	52	10/28/2019	11/14/2019	No	G	8		No		0.03	0.03		0.06	0.24		0.03				No
Brown University - Central Heat Plant	Sample Location # 3	52	10/28/2019	11/14/2019	No	G			No		0.03	0.07		0.03	0.08		0.03				No
Brown University - Keeney Quad	Sample Location # 2	86	09/27/2019	09/30/2019	No	G			No	0	0.01	0.49	0.05	0.01	0.12		0.01				No
Brown University - Keeney Quad	Sample Location # 2	86	10/02/2019	10/08/2019	No	G			No	0	0.01	0.12	0.04	0.01	0.03		0.01				No
Brown University - Keeney Quad	Sample Location # 2	86	10/16/2019	10/25/2019	No	G			No	0	0.01	0.03	0.01	0.01	0.03		0.01				No
Brown University - List Art	Sample Location # 1	93	04/02/2019	05/20/2019	No	G	28		No								0.03				No
Brown University - List Art	Sample Location # 1	93	10/03/2019	10/22/2019	No	G			No								0.03				No
Brown University - Sharpe Refectory	Sample Location # 8	85	09/10/2019	09/12/2019	No	G			No	0.01	0.02	0.02	0.02	0.05	0.07		0.01				No
Brown University - Sharpe Refectory	Sample Location # 8	85	09/16/2019	09/18/2019	No	G			No	0.01	0.02	0.16	0.03	0.05	0.05		0.01				No
Brown University - Sharpe Refectory	Sample Location # 8	85	09/18/2019	09/20/2019	No	G			No	0.01	0.02	0.08	0.02	0.05	0.06		0.01				No
Brown University - Sharpe Refectory	Sample Location # 8	85	10/02/2019	10/08/2019	No	G			No	0	0.01	0.15	0.05	0.01	0.13		0.01				No
Brown University - Sidney Frank Hall	Sample Location # 1	95	04/02/2019	05/10/2019	No	G	30		No	0	0.03	0.55	0.03	0.03	0.38		0.03				No
Brown University - Sidney Frank Hall	Sample Location # 1	95	10/03/2019	10/22/2019	No	G			No	0	0.03	0.19	0.03	0.03	0.22		0.03				No
Brown University - Wriston Quad	Sample Location # 1	86	09/27/2019	09/30/2019	No	G			No	0.01	0.01	0.12	0.06	0.01	0.1		0.01				No
Brown University-Medical Education Bldg.	Sample Location # 1	95	04/02/2019	05/10/2019	No	G	14		No	0	0.03	0.06	0.03	0.03	0.09		0.03				No
Brown University-Medical Education Bldg.	Sample Location # 1	95	10/03/2019	10/22/2019	No	G	2		No	0	0.03	0.03	0.03	0.03	0.08		0.03				No
Brown University-Remediation Project	Sample Location # 1	40	02/07/2019	03/04/2019	No	C			No		0.03	0.03		0.07							No
Brown University-Remediation Project	Sample Location # 1	40	04/01/2019	05/16/2019	No	C	220		No		0.03	0.03		0.05							No
Brown University-Remediation Project	Sample Location # 1	40	06/03/2019	06/26/2019	No	C	2640		No		0.03	0.03		0.04							No

Compliance Monitoring Results for Non-Significant Users  
Field's Point - 2019

Company	Location	Category	Sample Date	Received Date	NBC Sample	Type	Flow	Volume	CDF	Cd	Cr	Cu	Pb	Ni	Zn	CN	Ag	BOD	TSS	TTO	Violation
Brown University-Remediation Project	Sample Location # 1	40	09/03/2019	10/07/2019	No	C	3450		No		0.03	0.08		0.04							No
Brown University-Remediation Project	Sample Location # 1	40	10/03/2019	10/28/2019	No	C	200		No		0.03	0.04		0.05							No
Brown University-Remediation Project	Sample Location # 1	40	12/04/2019	01/09/2020	No	C			No		0.01	0.06		0.05							No
Butler Hospital	Sample Location # 2	90	05/24/2019	06/06/2019	No	G		500	No	0	0.03	0.29	0.04	0.03	0.24		0.03				No
Butler Hospital	Sample Location # 2	90	10/30/2019	11/14/2019	No	G			No	0	0.03	0.03	0.03	0.03	0.02		0.03				No
Cathedral Art Metal Co., Inc.	Sample Location # 1	24	04/12/2019	05/16/2019	No	G		10	No	0	0.01	0.17									No
Cathedral Art Metal Co., Inc.	Sample Location # 1	24	10/02/2019	11/20/2019	No	G		10	No	0.01	0.02	0.76									No
Chalkstone Auto Body, Inc.	Sample Location # 1	97	01/21/2019	01/31/2019	No	G			No			0.05	0.05	1.14							No
Chalkstone Auto Body, Inc.	Sample Location # 1	97	07/10/2019	08/01/2019	No	G		250	No			0.06	0.05	1.15							No
Crisloid, LLC	Sample Location # 1	21	01/25/2019	03/12/2019	No	G			No									3.6	257		No
Crisloid, LLC	Sample Location # 1	21	04/22/2019	06/03/2019	No	G		15	No		0.02	0.02			0.05		0.01	3	35		No
Crisloid, LLC	Sample Location # 1	21	06/25/2019	09/17/2019	No	G			No									3			No
Crisloid, LLC	Sample Location # 1	21	10/30/2019	12/11/2019	No	G			No		0.02	0.02			0.05		0.01	3	77		No
CV South Street Landing LLC	Sample Location # 1	53	04/29/2019	05/28/2019	No	G			No	0.01	0.01	0.07	0.01	0.03	0.03		0.01				No
Dama Jewelry Technologies	Sample Location # 1	71	01/15/2019	01/31/2019	No	C		297	No			0.04		0.04	0.03		0.01				No
Dama Jewelry Technologies	Sample Location # 1	71	04/25/2019	05/15/2019	No	C		400	No			0.09		0.05	0.05		0.01				No
Dean Auto Collision Center	Sample Location # 1	97	04/30/2019	05/30/2019	No	G			No				0.03		0.9						No
Dean Auto Collision Center	Sample Location # 1	97	10/31/2019	11/22/2019	No	G			No				0.05		1.39						No
Dean Auto Collision Center Inc.	Sample Location # 1	97	04/30/2019	05/30/2019	No	G			No				0.03		1.19						No
Dean Auto Collision Center Inc.	Sample Location # 1	97	10/31/2019	11/22/2019	No	G			No				0.03		1.09						No
Department of Veterans Affairs Medical Center	Sample Location # 3	90	02/14/2019	02/22/2019	No	G		500	No	0.02	0.05	0.05	0.05	0.05	0.16		0.01				No
Department of Veterans Affairs Medical Center	Sample Location # 3	90	04/09/2019	05/20/2019	No	G		500	No	0	0.03	0.54	0.05	0.03	0.1		0.03				No
Department of Veterans Affairs Medical Center	Sample Location # 3	90	05/01/2019	05/20/2019	No	G		500	No	0	0.03	0.03	0.03	0.03	0.02		0.03				No
Department of Veterans Affairs Medical Center	Sample Location # 3	90	09/17/2019	10/01/2019	No	G			No	0.01	0	0.16	0.04	0.01	0.07		0				No
Department of Veterans Affairs Medical Center	Sample Location # 2	90	11/14/2019	11/25/2019	No	G			No	0	0.03	0.03	0.03	0.03	1.9		0.03				No
Department of Veterans Affairs Medical Center	Sample Location # 1	90	11/14/2019	11/25/2019	No	G			No	0	0.03	0.03	0.03	0.03	0.82		0.03				No
Detroit Collision Center	Sample Location # 1	97	02/08/2019	02/14/2019	No	G			No			0.07			0.92						No
Detroit Collision Center	Sample Location # 2	97	02/08/2019	02/14/2019	No	G			No			0.05	0.01		0.69						No
Detroit Collision Center	Sample Location # 1	97	07/29/2019	08/08/2019	No	G			No			0.42	0.01		2.51						No
Detroit Collision Center	Sample Location # 2	97	07/29/2019	08/08/2019	No	G			No			0.06	0.01		2.06						No
East Coast Screen Printing	Sample Location # 1	99	06/10/2019	06/27/2019	No	G		50	No			0.01			0.36						No
East Coast Screen Printing	Sample Location # 1	99	12/17/2019	01/24/2020	No	C			No			0.01			0.18						No
Eastern Screw Company	Sample Location # 1	26	01/29/2019	02/05/2019	No	G		300	No	0	0.01	0.03		0.02	0.09						No
Eastern Screw Company	Sample Location # 1	26	04/11/2019	04/29/2019	No	G		500	No	0	0.01	0.02		0.03	0.08						No
Eastern Screw Company	Sample Location # 1	26	07/29/2019	08/08/2019	No	G		200	No	0	0.01	0.02		0.03	0.02						No
Eastern Screw Company	Sample Location # 1	26	10/07/2019	11/08/2019	No	G		350	No	0	0.01	0.02		0.01	0.02						No
First Casting, Inc.	Sample Location # 1	71	04/01/2019	05/03/2019	No	G			No									3.3			No
Gilbane Building Company	Sample Location # 1	53	11/08/2019	11/18/2019	No	G			No	0	0.03	0.04	0.03	0.03	0.25	0	0.03				No
Greystone Auto Center	Sample Location # 1	97	01/16/2019	01/31/2019	No	G			No				0.05	0.04	0.55						No
Greystone Auto Center	Sample Location # 1	97	09/09/2019	10/02/2019	No	G			No				0.02	0.05	0.27						No
Hillview Auto Body	Sample Location # 1	97	01/22/2019	02/11/2019	No	G		250	No	0.02	0.05	0.03	0.05		0.21					0.02	No
Hillview Auto Body	Sample Location # 1	97	04/16/2019	06/05/2019	Yes	G		100	No	0.02	0.08	0.02	0.08	0.05	0.06		0.03			0.05	No
Hillview Auto Body	Sample Location # 1	97	04/16/2019	06/06/2019	No	G		250	No	0.01	0.02	0.02	0.02		0.05					0.05	No
Hillview Auto Body	Sample Location # 1	97	07/26/2019	08/13/2019	No	G		250	No	0.01	0.02	0.08	0.02		0.53					0.05	No
Hillview Auto Body	Sample Location # 1	97	10/17/2019	10/17/2019	Yes	G		1	No	0.02	0.08	0.05	0.08	0.05	0.23		0.03				No
Hillview Auto Body	Sample Location # 1	97	10/17/2019	10/29/2019	No	G			No	0.01	0.02	0.02	0.02		0.09					0.56	No
Hobbs Brook Management LLC	Sample Location # 2	86	07/10/2019	07/23/2019	No	G			No	0		0.03	0.03	0.03	0.05		0.03				No
Hobbs Brook Management LLC	Sample Location # 2	86	10/30/2019	11/15/2019	No	G			No	0		0.03	0.03	0.03	0.02		0.03				No
Imperial Tile & Marble Works Inc.	Sample Location # 1	99	03/11/2019	03/22/2019	No	G			No										14		No
Imperial Tile & Marble Works Inc.	Sample Location # 1	99	06/10/2019	06/20/2019	No	G			No										12		No
Imperial Tile & Marble Works Inc.	Sample Location # 1	99	09/10/2019	09/23/2019	No	G			No										25		No
Imperial Tile & Marble Works Inc.	Sample Location # 1	99	12/12/2019	12/30/2019	No	G			No										6		No
Izzi Orthodontics	Sample Location # 1	94	05/22/2019	06/03/2019	No	G		10	No								0.01				No

Compliance Monitoring Results for Non-Significant Users  
Field's Point - 2019

Company	Location	Category	Sample Date	Received Date	NBC Sample	Type	Flow	Volume	CDF	Cd	Cr	Cu	Pb	Ni	Zn	CN	Ag	BOD	TSS	TTO	Violation
Izzi Orthodontics	Sample Location # 1	94	11/27/2019	12/16/2019	No	G			No								1.13				Yes
J & W-Snowden Hall	Sample Location # 2	86	11/04/2019	11/21/2019	No	G			No	0.01	0.02	0.17	0.02	0.05	0.37		0.01				No
Ken Rocha Collision, LLC	Sample Location # 1	97	03/12/2019	03/21/2019	No	G			No				0.03		1.75						No
Ken Rocha Collision, LLC	Sample Location # 1	97	11/19/2019	12/13/2019	No	G			No				0.01		0.42						No
LDC, Inc.	Sample Location # 1	59	10/01/2019	11/08/2019	No	G			No										2		No
Meller Optics, Inc.	Sample Location # 1	27	01/29/2019	02/07/2019	No	G		500	No			0.02			0.19				144		No
Meller Optics, Inc.	Sample Location # 1	27	04/22/2019	05/06/2019	No	G		500	No			0.03			0.25				238		No
Meller Optics, Inc.	Sample Location # 1	27	07/24/2019	08/08/2019	No	G		500	No			0.02			0.08				80		No
Meller Optics, Inc.	Sample Location # 1	27	10/25/2019	11/07/2019	No	G		500	No			0.02			0.1				130		No
Miriam Hospital	Sample Location # 1	90	04/01/2019	04/25/2019	No	G		25	No	0	0.03	0.28	0.04	0.04	0.14		0				No
Miriam Hospital	Sample Location # 2	90	04/01/2019	04/25/2019	No	G		100	No	0	0.03	0	0.09	0	0.01		0				No
Miriam Hospital	Sample Location # 1	90	10/04/2019	10/29/2019	No	G			No	0	0.03	0.22	0.03	0.01	0.05		0				No
Miriam Hospital	Sample Location # 2	90	10/04/2019	10/29/2019	No	G			No	0	0.03	0.01	0.03	0	0.01		0				No
Moody Machine Products, Inc.	Sample Location # 1	21	04/30/2019	05/30/2019	No	C		35	No			0.03	0.03		0.05						No
Moody Machine Products, Inc.	Sample Location # 1	21	10/31/2019	11/29/2019	No	C		10	No			0.03	0.03		0.02						No
Moses Brown School	Sample Location # 1	86	04/24/2019	05/03/2019	No	G			No								0.13				No
Moses Brown School	Sample Location # 2	86	04/24/2019	05/03/2019	No	G			No								0.25				No
Moses Brown School	Sample Location # 1	86	10/11/2019	11/06/2019	No	G		97	No								0.83				Yes
Moses Brown School	Sample Location # 2	86	10/11/2019	11/06/2019	No	G		97	No								0.02				No
New England Petroleum Terminal, LLC.	Sample Location # 1	59	01/09/2019	02/11/2019	No	G	28787		No										5		No
New England Petroleum Terminal, LLC.	Sample Location # 2	59	01/09/2019	02/11/2019	No	G	143331		No										5		No
New England Petroleum Terminal, LLC.	Sample Location # 1	59	01/24/2019	02/11/2019	No	G	330242		No										5		No
New England Petroleum Terminal, LLC.	Sample Location # 2	59	01/24/2019	02/11/2019	No	G	292566		No										5		No
New England Petroleum Terminal, LLC.	Sample Location # 1	59	02/07/2019	03/11/2019	No	G	46898		No										10		No
New England Petroleum Terminal, LLC.	Sample Location # 2	59	02/07/2019	03/11/2019	No	G	37045		No										5		No
New England Petroleum Terminal, LLC.	Sample Location # 1	59	02/13/2019	03/11/2019	No	G	136243		No										6		No
New England Petroleum Terminal, LLC.	Sample Location # 2	59	02/13/2019	03/11/2019	No	G	79801		No										5		No
New England Petroleum Terminal, LLC.	Sample Location # 1	59	03/11/2019	04/11/2019	No	G	165200		No										5		No
New England Petroleum Terminal, LLC.	Sample Location # 2	59	03/11/2019	04/11/2019	No	G	92261		No										6		No
New England Petroleum Terminal, LLC.	Sample Location # 1	59	03/22/2019	04/11/2019	No	G	116295		No										5		No
New England Petroleum Terminal, LLC.	Sample Location # 2	59	03/22/2019	04/11/2019	No	G	113955		No										5		No
New England Petroleum Terminal, LLC.	Sample Location # 1	59	04/03/2019	05/07/2019	No	G	75382		No										5		No
New England Petroleum Terminal, LLC.	Sample Location # 2	59	04/03/2019	05/07/2019	No	G	2142		No										5		No
New England Petroleum Terminal, LLC.	Sample Location # 1	59	04/08/2019	05/07/2019	No	G	109015		No										5		No
New England Petroleum Terminal, LLC.	Sample Location # 2	59	04/08/2019	05/07/2019	No	G	109615		No										5		No
New England Petroleum Terminal, LLC.	Sample Location # 1	59	05/06/2019	06/10/2019	No	G	72598		No										5		No
New England Petroleum Terminal, LLC.	Sample Location # 2	59	05/06/2019	06/10/2019	No	G	345286		No										5		No
New England Petroleum Terminal, LLC.	Sample Location # 1	59	05/21/2019	06/10/2019	No	G	31622		No										12		No
New England Petroleum Terminal, LLC.	Sample Location # 2	59	05/21/2019	06/10/2019	No	G	25172		No										5		No
New England Petroleum Terminal, LLC.	Sample Location # 1	59	06/11/2019	07/11/2019	No	G	190471		No										5		No
New England Petroleum Terminal, LLC.	Sample Location # 2	59	06/11/2019	07/11/2019	No	G	100060		No										5		No
New England Petroleum Terminal, LLC.	Sample Location # 1	59	06/19/2019	07/11/2019	No	G	14762		No										6		No
New England Petroleum Terminal, LLC.	Sample Location # 2	59	06/19/2019	07/11/2019	No	G	61899		No										5		No
New England Petroleum Terminal, LLC.	Sample Location # 1	59	07/12/2019	08/16/2019	No	G	139794		No										5		No
New England Petroleum Terminal, LLC.	Sample Location # 2	59	07/12/2019	08/16/2019	No	G	80645		No										5		No
New England Petroleum Terminal, LLC.	Sample Location # 1	59	07/23/2019	08/16/2019	No	G	308360		No										5		No
New England Petroleum Terminal, LLC.	Sample Location # 2	59	07/23/2019	08/16/2019	No	G	174041		No										5		No
New England Petroleum Terminal, LLC.	Sample Location # 1	59	08/08/2019	09/12/2019	No	G	48633		No										5		No
New England Petroleum Terminal, LLC.	Sample Location # 2	59	08/08/2019	09/12/2019	No	G	23691		No										5		No
New England Petroleum Terminal, LLC.	Sample Location # 1	59	08/22/2019	09/12/2019	No	G	50112		No										5		No
New England Petroleum Terminal, LLC.	Sample Location # 2	59	08/22/2019	09/12/2019	No	G	45905		No										5		No
New England Petroleum Terminal, LLC.	Sample Location # 1	59	09/12/2019	10/09/2019	No	G	13874		No										5		No
New England Petroleum Terminal, LLC.	Sample Location # 2	59	09/12/2019	11/17/1858	No	G	31769		No										5		No

Compliance Monitoring Results for Non-Significant Users  
Field's Point - 2019

Company	Location	Category	Sample Date	Received Date	NBC Sample	Type	Flow	Volume	CDF	Cd	Cr	Cu	Pb	Ni	Zn	CN	Ag	BOD	TSS	TTO	Violation
New England Petroleum Terminal, LLC.	Sample Location # 1	59	09/24/2019	10/09/2019	No	G	79661		No										5		No
New England Petroleum Terminal, LLC.	Sample Location # 2	59	09/24/2019	10/09/2019	No	G	30534		No										5		No
New England Petroleum Terminal, LLC.	Sample Location # 1	59	10/09/2019	11/12/2019	No	G	113528		No										5		No
New England Petroleum Terminal, LLC.	Sample Location # 2	59	10/09/2019	11/12/2019	No	G	18584		No										6		No
New England Petroleum Terminal, LLC.	Sample Location # 1	59	10/17/2019	11/12/2019	No	G	266383		No										5		No
New England Petroleum Terminal, LLC.	Sample Location # 2	59	10/17/2019	11/12/2019	No	G	30103		No										5		No
New England Petroleum Terminal, LLC.	Sample Location # 1	59	11/06/2019	12/13/2019	No	G	62741		No										4.7		No
New England Petroleum Terminal, LLC.	Sample Location # 2	59	11/06/2019	12/13/2019	No	G	49320		No										5		No
New England Petroleum Terminal, LLC.	Sample Location # 1	59	11/25/2019	12/13/2019	No	G	165338		No										5		No
New England Petroleum Terminal, LLC.	Sample Location # 2	59	11/25/2019	12/13/2019	No	G	124162		No										5		No
NGC INC.	Sample Location # 1	81	03/20/2019	04/02/2019	No	C		13465	No									390	220		No
NGC INC.	Sample Location # 1	81	05/15/2019	06/10/2019	Yes	G		8234	No									1367.94	53		No
NGC INC.	Sample Location # 1	81	07/01/2019	07/26/2019	No	G	12343		No									1600	330		No
NGC INC.	Sample Location # 1	81	10/01/2019	10/21/2019	No	C	15334		No									2200	1100		No
Nick's Auto Body, Inc.	Sample Location # 1	97	04/20/2019	05/02/2019	No	G			No				0.07		0.95						No
Nick's Auto Body, Inc.	Sample Location # 1	97	10/12/2019	11/04/2019	No	G			No				0.14		5.68						Yes
Nick's Auto Body, Inc.	Sample Location # 1	97	11/09/2019	11/20/2019	No	G			No						1.28						No
Nick's Auto Body, Inc.	Sample Location # 1	97	11/16/2019	11/29/2019	No	G			No						0.9						No
Nick's Auto Body, Inc.	Sample Location # 1	97	11/23/2019	12/09/2019	No	G			No						0.92						No
North Providence Dental Associates	Sample Location # 1	71	01/03/2019	01/22/2019	No	G			No								0.03				No
Ocean State Peeled Potatoes	Sample Location # 1	81	01/14/2019	01/28/2019	No	C	1197		No									1960	1300		No
Ocean State Peeled Potatoes	Sample Location # 1	81	04/12/2019	05/24/2019	No	C	2094		No									1980	2350		No
Ocean State Peeled Potatoes	Sample Location # 1	81	05/13/2019	05/14/2019	Yes	C	898		No									1512.65	3470		No
Ocean State Peeled Potatoes	Sample Location # 1	81	07/17/2019	08/21/2019	No	C	2468		No									1240	325		No
Ocean State Peeled Potatoes	Sample Location # 1	81	10/17/2019	12/09/2019	No	C	2394		No									957	271		No
Ocean State Peeled Potatoes	Sample Location # 1	81	11/14/2019	11/15/2019	Yes	C	1946		No									2230.25	11480		No
Prospect CharterCARE RWMC, LLC	Sample Location # 3	90	06/06/2019	06/17/2019	No	G			No		0.02	0.04	0.02	0.05	0.05		0.01				No
Prospect CharterCARE RWMC, LLC	Sample Location # 4	90	06/18/2019	09/16/2019	No	G			No		0.02	0.15	0.02	0.05	0.68		0.01				No
Prospect CharterCARE RWMC, LLC	Sample Location # 3	90	10/01/2019	12/13/2019	No	G			No		0.02	0.27	0.31	0.05	0.25		0.01				No
Prospect CharterCARE RWMC, LLC	Sample Location # 4	90	10/01/2019	12/13/2019	No	G			No		0.02	0.41	0.02	0.05	0.14		0.01				No
Prospect CharterCARE RWMC, LLC (Maude)	Sample Location # 1	90	02/26/2019	03/18/2019	No	G	1		No								0.01				No
Prospect CharterCARE RWMC, LLC (Maude)	Sample Location # 1	90	06/06/2019	06/17/2019	No	G			No								0.01				No
Prospect CharterCARE RWMC, LLC (Maude)	Sample Location # 2	90	06/18/2019	09/16/2019	No	G			No		0.02	0.42	0.23	0.05	0.13		0.01				No
Prospect CharterCARE RWMC, LLC (Maude)	Sample Location # 3	90	06/18/2019	09/16/2019	No	G			No		0.02	0.02	0.02	0.05	0.06		0.01				No
Prospect CharterCARE RWMC, LLC (Maude)	Sample Location # 1	90	06/18/2019	09/16/2019	No	G			No								0.01				No
Prospect CharterCARE RWMC, LLC (Maude)	Sample Location # 1	90	08/29/2019	09/20/2019	No	G			No								0.01				No
Prospect CharterCARE RWMC, LLC (Maude)	Sample Location # 3	90	10/01/2019	12/13/2019	No	G			No		0.02	0.03	0.02	0.05	0.79		0.01				No
Prospect CharterCARE RWMC, LLC (Maude)	Sample Location # 2	90	10/01/2019	12/13/2019	No	G			No		0.02	0.05	0.02	0.05	0.11		0.01				No
Prospect CharterCARE RWMC, LLC (Maude)	Sample Location # 1	90	10/01/2019	12/13/2019	No	G			No								0.01				No
Prospect CharterCARE RWMC, LLC (Maude)	Sample Location # 1	90	12/06/2019	02/21/2020	No	G			No								0.01				No
Prospect CharterCARE SJHSRI	Sample Location # 2	90	05/06/2019	06/14/2019	No	G		500	No	0.01	0.02	0.07	0.04	0.05	0.57		0.01				No
Prospect CharterCARE SJHSRI	Sample Location # 1	90	05/06/2019	06/14/2019	No	G		500	No	0.01	0.02	0.09	0.02	0.05	0.14		0.01				No
Prospect CharterCARE SJHSRI	Sample Location # 1	90	10/01/2019	12/13/2019	No	C			No	0.01	0.02	0.05	0.02	0.05	0.11		0.01				No
Prospect CharterCARE SJHSRI	Sample Location # 2	90	10/01/2019	12/13/2019	No	G			No	0.01	0.02	0.03	0.02	0.05	0.05		0.01				No
Prospect CharterCARE SJHSRI	Sample Location # 3	90	10/01/2019	12/13/2019	No	G			No	0.01	0.02	0.03	0.02	0.05	0.05		0.01				No
Providence Auto Body, Inc.	Sample Location #3	97	04/29/2019	07/15/2019	No	G			No			0.04	0.02	0.05	2.75						Yes
Providence Auto Body, Inc.	Sample Location #2	97	04/29/2019	07/15/2019	No	G			No			0.03	0.02	0.05	0.48						No
Providence Auto Body, Inc.	Sample Location # 1	97	04/29/2019	07/15/2019	No	G			No			0.02	0.02	0.05	0.32						No
Providence Auto Body, Inc.	Sample Location #3	97	06/07/2019	07/15/2019	No	G			No						0.91						No
Providence Auto Body, Inc.	Sample Location #3	97	10/16/2019	11/20/2019	No	G			No			0.02	0.02	0.05	1.1						No
Providence Auto Body, Inc.	Sample Location #2	97	10/16/2019	11/20/2019	No	G			No			0.02	0.05	0.05	0.35						No
Providence Auto Body, Inc.	Sample Location # 1	97	10/16/2019	11/20/2019	No	G			No			0.02	0.02	0.05	0.17						No
Providence Auto Body, Inc.	Sample Location #3	97	10/30/2019	11/20/2019	No	G			No						1.14						No

Compliance Monitoring Results for Non-Significant Users  
Field's Point - 2019

Company	Location	Category	Sample Date	Received Date	NBC Sample	Type	Flow	Volume	CDF	Cd	Cr	Cu	Pb	Ni	Zn	CN	Ag	BOD	TSS	TTO	Violation
Providence Auto Body, Inc.	Sample Location #3	97	11/06/2019	11/20/2019	No	G			No						2.13						No
Providence Brewing Company LLC	Sample Location # 1	89	04/18/2019	05/09/2019	No	G			No									4760	1150		No
Providence Brewing Company LLC	Sample Location # 1	89	09/12/2019	10/08/2019	No	G			No									3	5		No
Providence College - Hunt-Cavanagh	Sample Location # 1	93	04/10/2019	05/02/2019	No	G		25	No								0.44				Yes
Providence College - Hunt-Cavanagh	Sample Location # 4	93	04/10/2019	05/02/2019	No	G		25	No		0.03	0.03	0.03		0.05						No
Providence College - Hunt-Cavanagh	Sample Location # 3	93	04/10/2019	05/02/2019	No	G		25	No								0.3				No
Providence College - Schneider Arena	Sample Location # 1	89	02/20/2019	03/04/2019	No	G		500	No		0.05	0.05	0.05	0.02	0.53						No
Providence College - Schneider Arena	Sample Location # 1	89	10/08/2019	11/12/2019	No	G		500	No		0.03	0.1	0.03	0.03	0.28						No
Providence College-Power Plant	Sample Location # 4	53	02/20/2019	02/28/2019	No	G		500	No		0.05	0.07	0.05	0.04	1.94		0.02				No
Providence College-Power Plant	Sample Location # 5	53	02/20/2019	03/04/2019	No	G		5000	No		0.06	0.25	0.2	1.54	0.75		0.04				No
Providence College-Power Plant	Sample Location # 5	53	03/26/2019	04/09/2019	No	G		4100	No		0.1	0.18	0.04	0.07	0.09		0.03				No
Providence College-Power Plant	Sample Location # 5	53	04/10/2019	04/30/2019	No	G		6000	No		0.15	0.76	0.08	0.09	0.33		0.03				No
Providence College-Power Plant	Sample Location # 5	53	08/20/2019	09/13/2019	No	G		5000	No		0.46	0.4	0.07	0.24	0.2		0.03				No
Providence College-Power Plant	Sample Location # 4	53	10/09/2019	11/07/2019	No	G		1000	No		0.03	0.1	0.03	0.03	0.56		0.03				No
Quality Spraying Technologies	Sample Location # 2	27	01/07/2019	02/08/2019	No	G			No			0.02			0.03					0.07	No
Quality Spraying Technologies	Sample Location # 1	27	01/07/2019	02/08/2019	No	C			No			0.02		0.04	0.02						No
Quality Spraying Technologies	Sample Location # 1	27	07/15/2019	08/05/2019	No	C			No			0.18		0.05	0.13						No
Quality Spraying Technologies	Sample Location # 2	27	07/15/2019	08/05/2019	No	G			No			0.03			0.05					0.1	No
R & J Manufacturing Company	Sample Location # 1	24	01/09/2019	01/22/2019	No	C			No		0.02	0.09			0.05						No
R & J Manufacturing Company	Sample Location # 1	24	07/02/2019	07/24/2019	No	C	37560		No		0.2	0.2			0.5						No
R.I. Hospital - Hasbro Childrens	Sample Location # 1	90	04/09/2019	05/22/2019	No	G		500	No		0.01	0.37	0.01	0.03	0.45		0.01				No
R.I. Hospital - Hasbro Childrens	Sample Location # 1	90	07/08/2019	08/23/2019	No	G			No		0.01	0.09	0.01	0.03	0.09		0.01				No
R.I.P.T.A. - 750 Elmwood	Sample Location # 1	37	01/28/2019	02/15/2019	No	G			No			0.19	0.03	0.03	1.25						No
R.I.P.T.A. - 750 Elmwood	Sample Location # 1	37	05/29/2019	06/10/2019	No	G			No			0.25	0.04	0.04	1.58						No
R.I.P.T.A. - 750 Elmwood	Sample Location # 1	37	07/30/2019	08/21/2019	No	G			No			0.05	0.03	0.03	0.2						No
R.I.P.T.A. - 750 Elmwood	Sample Location # 1	37	10/28/2019	11/08/2019	No	G			No			0.16	0.03	0.03	0.39						No
R.I.P.T.A. - Para-Transit Facility	Sample Location # 1	37	05/02/2019	06/04/2019	No	G			No			0.03	0.03	0.03	0.38						No
R.I.P.T.A. - Para-Transit Facility	Sample Location # 1	37	07/30/2019	08/21/2019	No	G			No			0.04	0.03	0.03	14.1						Yes
R.I.P.T.A. - Para-Transit Facility	Sample Location # 1	37	09/09/2019	09/23/2019	No	G			No						0.13						No
R.I.P.T.A. - Para-Transit Facility	Sample Location # 1	37	09/10/2019	09/23/2019	No	G			No						0.49						No
R.I.P.T.A. - Para-Transit Facility	Sample Location # 1	37	09/11/2019	10/03/2019	No	G			No						0.17						No
R.I.P.T.A. - Para-Transit Facility	Sample Location # 1	37	09/12/2019	10/03/2019	No	G			No						0.27						No
R.I.P.T.A. - Para-Transit Facility	Sample Location # 1	37	10/25/2019	11/08/2019	No	G			No			0.03	0.03	0.03	0.26						No
Regency Plaza	Sample Location # 1	86	10/15/2019	10/29/2019	No	G			No	0.01	0.02	0.07	0.02	0.05	0.16		0.01				No
Regency Plaza - East Building #3	Sample Location # 1	86	10/15/2019	10/29/2019	No	G			No	0.01	0.02	0.04	0.02	0.05	0.05		0.01				No
Regency Plaza - West Building #2	Sample Location # 1	86	10/15/2019	10/29/2019	No	G			No	0.01	0.02	0.05	0.02	0.05	0.07		0.01				No
Rhode Island College - Connection 2	Sample Location # 1	43	04/30/2019	06/05/2019	No	G		10	No									0.03			No
Rhode Island College - Connection 2	Sample Location # 2	43	04/30/2019	06/05/2019	No	G		10	No									0.16			No
Rhode Island College - Connection 2	Sample Location # 3	43	04/30/2019	06/05/2019	No	G		10	No									0.03			No
Rhode Island College - Connection 2	Sample Location # 1	43	10/28/2019	11/18/2019	No	G	15		No								0.1				No
Rhode Island College - Connection 2	Sample Location # 2	43	10/28/2019	11/18/2019	No	G	10		No								0.03				No
Rhode Island College - Connection 2	Sample Location # 3	43	10/28/2019	11/29/2019	No	G	10		No								0.03				No
Rhode Island Hospital	Sample Location # 2	90	04/04/2019	05/22/2019	No	G		500	No	0.01	0.01	0.03	0.01	0.03	0.12		0.01				No
Rhode Island Hospital	Sample Location # 5	90	04/04/2019	05/22/2019	No	G		500	No	0.01	0.01	0.04	0.01	0.03	0.1		0.01				No
Rhode Island Hospital	Sample Location # 1	90	04/04/2019	05/22/2019	No	G		500	No	0.01	0.01	0.09	0.05	0.03	0.05		0.01				No
Rhode Island Hospital	Sample Location # 3	90	04/09/2019	05/22/2019	No	G		500	No	0.01	0.01	0.03	0.01	0.03	0.15		0.01				No
Rhode Island Hospital	Sample Location # 4	90	05/14/2019	05/30/2019	No	G		500	No	0.01	0.02	0.06	0.01	0.05	0.5		0.01				No
Rhode Island Hospital	Sample Location # 1	90	10/09/2019	11/22/2019	No	G			No	0.01	0.02	0.19	0.02	0.05	0.05		0.01				No
Rhode Island Hospital	Sample Location # 5	90	10/16/2019	11/22/2019	No	G			No	0.01	0.02	0.02	0.02	0.05	0.25		0.01				No
Rhode Island Hospital	Sample Location # 2	90	10/16/2019	11/22/2019	No	G			No	0.01	0.02	0.02	0.02	0.05	0.1		0.01				No
Rhode Island Hospital	Sample Location # 3	90	10/30/2019	11/22/2019	No	G			No	0.01	0.02	0.04	0.02	0.05	0.27		0.01				No
Rhode Island Hospital	Sample Location # 4	90	10/30/2019	11/22/2019	No	G			No	0.01	0.02	0.02	0.02	0.05	0.12		0.01				No
RISD - Benson Hall	Sample Location # 1	24	04/18/2019	05/06/2019	No	G			No	0	0.03	0.28	0.03	0.09	0.26		0.03			730	No

Compliance Monitoring Results for Non-Significant Users  
Field's Point - 2019

Company	Location	Category	Sample Date	Received Date	NBC Sample	Type	Flow	Volume	CDF	Cd	Cr	Cu	Pb	Ni	Zn	CN	Ag	BOD	TSS	TTO	Violation
RISD - Benson Hall	Sample Location # 1	24	10/08/2019	10/30/2019	No	G			No	0	0.03	1.04	0.03	0.03	0.48		0.03		150		No
RISD - College Building	Sample Location # 1	23	04/18/2019	05/06/2019	No	C			No		0.39	0.2			0.22						No
RISD - College Building	Sample Location # 1	23	10/24/2019	11/08/2019	No	C			No		0.03	0.03			0.07						No
RISD - Design Center	Sample Location # 3	93	04/18/2019	05/01/2019	No	G			No		0.03	1.48			0.16						Yes
RISD - Design Center	Sample Location # 1	93	04/18/2019	05/06/2019	No	G			No								0.23				No
RISD - Design Center	Sample Location # 3	93	05/03/2019	05/23/2019	No	G			No			0.23									No
RISD - Design Center	Sample Location # 3	93	05/08/2019	05/29/2019	No	G			No			0.75									No
RISD - Design Center	Sample Location # 3	93	05/16/2019	06/05/2019	No	G			No			0.24									No
RISD - Design Center	Sample Location # 3	93	05/23/2019	06/10/2019	No	G			No			0.58									No
RISD - Design Center	Sample Location # 3	93	10/07/2019	10/30/2019	No	G			No		0.03	0.23			0.13						No
RISD - Design Center	Sample Location # 1	93	10/07/2019	10/30/2019	No	G			No								0.13				No
RISD - Mason (CIT) Building	Sample Location # 1	99	04/17/2019	05/06/2019	No	G			No		0.03	0.33			0.32						No
RISD - Mason (CIT) Building	Sample Location # 1	99	10/07/2019	10/30/2019	No	G			No		0.03	0.11			1.37						No
RISD - Mason (CIT) Building	Sample Location # 2	99	10/15/2019	11/08/2019	No	G			No	0	0.03	0.05	0.03	0.03	0.05		0.03				No
RISD - Metcalf Building	Sample Location # 1	43	10/15/2019	11/08/2019	No	G			No	0	0.03	0.03	0.03	0.03	0.05		0.03				No
RISD - Washington Building	Sample Location # 1	99	04/17/2019	05/06/2019	No	G			No		0.06	0.11			0.54						No
RISD - Washington Building	Sample Location # 1	99	10/07/2019	10/30/2019	No	G			No		0.03	0.03			0.07						No
RISD - Winston Clock Tower	Sample Location # 1	53	10/15/2019	11/08/2019	No	G			No	0	0.03	0.16	0.03	0.03	0.05		0.03				No
Steven A. Sack, D.M.D	Sample Location # 1	94	06/11/2019	07/01/2019	No	G			No								0.03				No
Steven A. Sack, D.M.D	Sample Location # 1	94	10/15/2019	11/12/2019	No	G			No								0.03				No
Steven W. Silverberg DDS	Sample Location # 1	94	02/08/2019	02/28/2019	No	G			No								0.01				No
Steven W. Silverberg DDS	Sample Location # 1	94	08/12/2019	09/03/2019	No	G			No								0.01				No
SWG Promotions, LLC	Sample Location # 1	99	01/07/2019	01/11/2019	No	G			No	0.02	0.06	0.29									No
SWG Promotions, LLC	Sample Location # 1	99	06/28/2019	07/11/2019	No	G			No	0.01	0.01	0.09									No
The Industrious Spirit Company, LLC	Sample Location # 1	34	12/21/2019	01/21/2020	No	G		15	No									3900	43.1		No
Tower Manufacturing Corp.	Sample Location # 1	27	01/02/2019	01/29/2019	No	C			No		0.05	0.11			0.04						No
Tower Manufacturing Corp.	Sample Location # 1	27	04/01/2019	04/29/2019	No	C	9		No		0.02	0.02			0.07						No
Tower Manufacturing Corp.	Sample Location # 1	27	07/08/2019	07/22/2019	No	C	125		No		0.49	0.53			0.49						No
Tower Manufacturing Corp.	Sample Location # 1	27	10/07/2019	01/14/2020	No	C	50		No		0.02	0.02			0.05						No
Travelers Auto Body, Inc.	Sample Location # 1	97	03/28/2019	04/18/2019	No	G			No				0.04		1.34						No
Travelers Auto Body, Inc.	Sample Location # 1	97	12/12/2019	12/30/2019	No	G			No				0.03		0.31						No
U.S. Postal Service - P&DC	Sample Location # 1	27	04/05/2019	04/22/2019	No	G			No				0.04								No
U.S. Postal Service - P&DC	Sample Location #3	27	10/02/2019	10/11/2019	No	G			No	0.01	0.01	0.35	0.02	0.03	0.08	0	0.01				No
U.S. Postal Service - P&DC	Sample Location # 1	27	10/04/2019	10/30/2019	No	G			No				0.02								No
United States Postal Service - Providence VMF	Sample Location # 1	37	01/28/2019	02/07/2019	No	G			No				0.05		0.71					0.03	No
United States Postal Service - Providence VMF	Sample Location # 1	37	10/21/2019	11/04/2019	No	G			No				0.03		0.89						No
United States Postal Service - Providence VMF	Sample Location # 1	37	11/21/2019	11/29/2019	No	G			No											0.05	No
Waterfire Providence	Sample Location # 1	97	03/20/2019	05/16/2019	No	G			No				0.01	0.01	0.11						No
Waterfire Providence	Sample Location # 1	97	09/09/2019	09/30/2019	No	G			No				0.01	0.01	0.04						No
Women & Infants' Hospital	Sample Location # 1	90	05/01/2019	05/16/2019	No	G		500	No	0.01	0.01	0.1	0.01	0.03	0.77						No
Women & Infants' Hospital	Sample Location # 2	90	05/01/2019	05/16/2019	No	G		500	No	0.01	0.01	0.02	0.01	0.03	0.31						No
Women & Infants' Hospital	Sample Location # 3	90	05/01/2019	05/16/2019	No	G		500	No	0.01	0.01	0.14	0.01	0.03	0.03						No
Women & Infants' Hospital	Sample Location # 3	90	10/30/2019	11/15/2019	No	G			No	0.01	0.02	0.04	0.02	0.05	0.42						No
Women & Infants' Hospital	Sample Location # 2	90	10/30/2019	11/15/2019	No	G			No	0.01	0.02	0.07	0.02	0.05	0.37						No
Women & Infants' Hospital	Sample Location # 1	90	10/30/2019	11/15/2019	No	G			No	0.01	0.02	0.26	0.02	0.05	0.22						No
Women and Infants-Kilguss Lab	Sample Location # 1	95	04/25/2019	05/14/2019	No	G		10	No								0.2				No
Women and Infants-Kilguss Lab	Sample Location # 1	95	10/29/2019	11/12/2019	No	G			No								0.2				No
Ximedica	Sample Location # 3	49	11/01/2019	11/12/2019	No	G			No						0.05					0.06	No
Ximedica	Sample Location # 1	49	11/01/2019	11/12/2019	No	G			No	0.01	0.02				0.05						No

# ***COMPLIANCE MONITORING LEGEND***

## **Parameter Legend**

O&G = Oil and Grease

N = Nitrogen

TKN = Total Kjeldahl Nitrogen

NH<sub>3</sub> = Ammonia

NO<sub>3</sub>+NO<sub>2</sub> = Nitrate+Nitrite

As = Arsenic

Hg = Mercury

VOC = Volatile Organic Compounds

## **Sample Legend**

C = Composite Sample

G = Grab Sample

CDF = Concentrated Discharge Formula

Category # Refers to Users Category Number Specified in Chapter III

























***COMPLIANCE MONITORING  
RESULTS FOR NON-SIGNIFICANT  
USERS***

***BUCKLIN POINT***

# ***COMPLIANCE MONITORING LEGEND***

## **Parameter Legend**

Cd = Cadmium

Cr = Chromium

Cu = Copper

Pb = Lead

Ni = Nickel

Ag = Silver

Zn = Zinc

CN = Cyanide

BOD = Biochemical Oxygen Demand

TSS = Total Suspended Solids

TTO = Total Toxic Organics

## **Sample Legend**

C = Composite Sample

G = Grab Sample

CDF = Concentrated Discharge Formula

Category # Refers to Users Category Number Specified in Chapter III

Compliance Monitoring Results for Non-Significant Users  
Bucklin Point - 2019

Company	Location	Category	Sample Date	Received Date	NBC Sample	Type	Flow	Volume	CDF	Cd	Cr	Cu	Pb	Ni	Zn	Cn	Ag	BOD	TSS	TTO	Violation
Accu-Care Supply	Sample Location # 1	27	07/26/2019	08/30/2019	No	G		700	No									7			No
Accu-Care Supply	Sample Location # 1	27	04/25/2019	05/28/2019	No	G		500	No									7			No
Amica Mutual Insurance Co. - 10	Sample Location # 1	53	10/02/2019	10/18/2019	No	G			No	0	0.03	0.05	0.03	0.03	0.11		0.03				No
Amica Mutual Insurance Co. - 25	Sample Location # 3	37	10/02/2019	10/18/2019	No	G			No	0	0.03	0.08	0.03	0.03	0.08		0.03				No
Amica Mutual Insurance Co. - 50	Sample Location # 1	53	10/02/2019	10/18/2019	No	G			No	0	0.03	0.36	0.03	0.03	2		0.03				Yes
Amica Mutual Insurance Co.-100	Sample location #2	86	10/02/2019	10/18/2019	No	G			No	0	0.03	0.04	0.03	0.03	0.9		0.03				No
B & L Plastics, Inc.	Sample Location # 1	46	06/07/2019	07/09/2019	No	G			No	0.01	0.02	0.16	0.02	0.05	0.06		0.01				No
Bank of America	Sample Location # 4	86	10/21/2019	11/05/2019	No	G		100	No	0.02	0.02	0.44	0.03	0.02	0.13	0	0.01				No
Bank of America	Sample Location # 2	86	10/21/2019	11/05/2019	No	G		398	No	0.02	0.02	0.07	0.02	0.05	0.62	0	0.01				No
Bank of America	Sample Location # 2	86	07/18/2019	09/09/2019	No	G			No		0.02	0.07	0.05	0.05	0.44		0.01				No
Bernardo Manufacturing	Sample Location # 1	21	01/15/2019	01/28/2019	No	G		200	No	0.02		0.02	0.05	0.04	0.02						No
Bernardo Manufacturing	Sample Location # 1	21	07/09/2019	07/24/2019	No	G		250	No	0.01		0.02	0.02	0.05	0.05						No
Blackstone Valley Foot & Ankle	Sample Location # 1	60	03/12/2019	03/19/2019	No	G		25	No												No
Care New England Health System	Sample Location # 4	52	05/09/2019	05/28/2019	No	G		500	No	0.01	0.02	0.26	0.01	0.05	0.05		0.01				No
Care New England Health System	Sample Location # 2	52	04/09/2019	05/02/2019	No	G		50	No	0.01	0.02	0.23	0.02	0.05	0.05		0.01				No
Care New England Health System	Sample Location # 4	52	10/25/2019	11/05/2019	No	G			No	0.01	0.02	0.18	0.02	0.05	0.05		0.01				No
Care New England Health System	Sample Location # 2	52	10/25/2019	11/05/2019	No	G			No	0.01	0.02	0.07	0.02	0.05	0.05		0.01				No
Care New England Health System	Sample Location # 3	52	05/09/2019	05/28/2019	No	G		500	No	0.01	0.02	0.05	0.01	0.05	0.05		0.01				No
Care New England Health System	Sample Location # 3	52	10/25/2019	11/05/2019	No	G			No	0.01	0.02	0.03	0.02	0.05	0.05		0.01				No
Central Auto Radiator, Inc.	Sample Location # 1	59	04/30/2019	06/07/2019	No	G			No	0.01	0.01	0.14	0.02	0.03	0.2		0.01				No
Central Auto Radiator, Inc.	Sample Location # 1	59	10/31/2019	12/11/2019	No	G			No			0.07	0.05	0.05	0.18						No
City of Pawtucket - Public Works	Sample Location # 1	37	01/07/2019	01/14/2019	No	G			No			0.65	0.08	0.04	0.8						No
City of Pawtucket - Public Works	Sample Location # 1	37	04/11/2019	04/16/2019	No	G		500	No			0.32	0.11	0.03	0.54						No
City of Pawtucket - Public Works	Sample Location # 1	37	07/15/2019	07/26/2019	No	G			No			0.09	0.05	0.01	0.18						No
City of Pawtucket - Public Works	Sample Location # 1	37	10/08/2019	10/28/2019	No	G			No			0.06	0.04	0.01	0.2						No
Classsick Custom	Sample Location # 1	99	10/29/2019	11/12/2019	No	G	15		No		0.01	0.02			0.11						No
Classsick Custom	Sample Location # 1	99	04/24/2019	05/08/2019	No	G	15		No		0.01	0.02			0.13						No
Coastal Collision & Towing, Inc.	Sample Location # 1	71	06/21/2019	07/18/2019	No	G			No				0.03		2.19						Yes
Conopco, Inc. (Site #1)	Sample Location # 1	40	04/11/2019	05/23/2019	No	C	114324		No											0.89	No
Conopco, Inc. (Site #1)	Sample Location # 1	40	05/14/2019	06/28/2019	No	C	118550		No											0.89	No
Conopco, Inc. (Site #1)	Sample Location # 1	40	03/12/2019	04/17/2019	No	C	90000		No											0.83	No
Conopco, Inc. (Site #1)	Sample Location # 1	40	07/02/2019	08/23/2019	No	C	102040		No											0.82	No
Conopco, Inc. (Site #1)	Sample Location # 1	40	06/03/2019	07/24/2019	No	C	116200		No											0.71	No
Conopco, Inc. (Site #1)	Sample Location # 1	40	02/05/2019	03/22/2019	No	C	50400		No											0.64	No
Conopco, Inc. (Site #1)	Sample Location # 1	40	09/18/2019	10/29/2019	No	C	93500		No											0.55	No
Conopco, Inc. (Site #1)	Sample Location # 1	40	08/01/2019	10/08/2019	No	C	80300		No											0.48	No
Conopco, Inc. (Site #1)	Sample Location # 1	40	12/09/2019	01/29/2020	No	C	68200		No											0.4	No
Conopco, Inc. (Site #1)	Sample Location # 1	40	01/09/2019	02/19/2019	No	C	100000		No											0.38	No
Conopco, Inc. (Site #1)	Sample Location # 1	40	10/07/2019	12/02/2019	No	C	96600		No											0.25	No
Conopco, Inc. (Site #1)	Sample Location # 1	40	03/26/2019	05/02/2019	Yes	C	96241		No											0.14	No
Conopco, Inc. (Site #1)	Sample Location # 1	40	11/14/2019	12/24/2019	No	C	50300		No											0.12	No
Conopco, Inc. (Site #1)	Sample Location # 1	40	10/02/2019	10/23/2019	Yes	C	9690		No											0.01	No
Continental Plastics & Packaging	Sample Location # 1	35	01/28/2019	02/11/2019	No	G		50	No			0.13	0.05	0.04	0.26						No
Continental Plastics & Packaging	Sample Location # 1	35	07/11/2019	09/09/2019	No	G			No			0.09	0.02	0.01	0.12						No
Cool Air Creations Inc.	Sample Location # 1	99	10/17/2019	11/14/2019	No	G			No		0.01	0.04			0.04						No
Cool Air Creations Inc.	Sample Location # 1	99	05/01/2019	05/17/2019	No	G	25		No		0.01	0.02			0.06						No
Cool Air Creations Inc.	Sample Location # 2	99	05/01/2019	05/30/2019	No	G	25		No		0.01	0.02			0.04						No
Cool Air Creations Inc.	Sample Location # 2	99	10/17/2019	11/18/2019	No	G			No		0.01	0.02			0.02						No
Cooley, Incorporated	Sample Location # 1	53	01/04/2019	01/18/2019	No	G			No	0.01	0.02	0.29	0.02	0.05	0.25		0.01				No

Compliance Monitoring Results for Non-Significant Users  
Bucklin Point - 2019

Company	Location	Category	Sample Date	Received Date	NBC Sample	Type	Flow	Volume	CDF	Cd	Cr	Cu	Pb	Ni	Zn	Cn	Ag	BOD	TSS	TTO	Violation
Cooley, Incorporated	Sample Location # 1	53	07/12/2019	07/26/2019	No	G	75		No	0.01	0.02	0.02	0.02	0.05	0.05		0.01				No
Crooked Current Brewery	Sample Location # 1	89	11/27/2019	12/13/2019	No	G		25	No									15500	48		No
Crooked Current Brewery	Sample Location # 1	89	04/25/2019	05/20/2019	No	G		30	No									12300	31		No
Crown Collision Center	Sample Location # 1	97	03/19/2019	03/28/2019	No	G		500	No				0.05	0.05	1.21						No
Crown Collision Center	Sample Location # 1	97	07/23/2019	08/08/2019	No	G		200	No						0.62						No
Crown Collision Center	Sample Location # 1	97	07/24/2019	08/08/2019	No	G		200	No						0.75						No
Crown Collision Center	Sample Location # 1	97	07/25/2019	08/08/2019	No	G		200	No						0.8						No
Crown Collision Center	Sample Location # 1	97	07/22/2019	08/08/2019	No	G		200	No						1.07						No
CVS Caremark Corp. (200 Highland Drive)	Sample Location # 1	86	10/25/2019	12/02/2019	No	G			No	0	0.03	0.17	0.03	0.03	0.02		0.03				No
CVS Pharmacy, Inc.	Sample Location # 1	86	10/25/2019	12/02/2019	No	G			No	0	0.03	0.08	0.03	0.03	0.04		0.03				No
CVS Pharmacy, Inc.	Sample Location # 2	86	10/25/2019	12/02/2019	No	G			No	0	0.03	0.08	0.03	0.03	0.04		0.03				No
Dimitri Ganim, DDS	Sample Location # 1	94	04/10/2019	04/25/2019	No	G			No								0.01				No
Dimitri Ganim, DDS	Sample Location # 1	94	10/07/2019	10/21/2019	No	G			No								0.01				No
Finlay Extracts & Ingredients USA, Inc.	Sample Location # 1	34	10/28/2019	11/18/2019	No	C	2906		No									990	35		No
Finlay Extracts & Ingredients USA, Inc.	Sample Location # 1	34	04/02/2019	04/18/2019	No	C			No									490	360		No
Finlay Extracts & Ingredients USA, Inc.	Sample Location # 1	34	04/16/2019	04/17/2019	Yes	C	5932		No									2503.8	132		No
Finlay Extracts & Ingredients USA, Inc.	Sample Location # 1	34	08/07/2019	08/26/2019	No	C	3011		No									2200	380		No
Finlay Extracts & Ingredients USA, Inc.	Sample Location # 1	34	10/30/2019	10/31/2019	Yes	C	5486		No									1928.7	76.5		No
Finlay Extracts & Ingredients USA, Inc.	Sample Location # 1	34	01/15/2019	02/04/2019	No	C			No									1800	1100		No
Foolproof Brewing Co., LLC	Sample Location # 1	89	09/16/2019	11/20/2019	No	G			No									54	14		No
Foolproof Brewing Co., LLC	Sample Location # 1	89	01/17/2019	02/08/2019	No	G			No									5	2		No
Hasbro, Inc.	Sample Location # 2	27	10/23/2019	11/20/2019	No	G	2160		No	0.01	0.03	0.31	0.03	0.03	0.05		0.04				No
Hasbro, Inc.	Sample Location # 2	27	04/22/2019	05/08/2019	No	G	620		No	0	0.03	0.08	0.03	0.03	0.05		0.03				No
Hasbro, Inc.	Sample Location # 1	27	04/22/2019	05/08/2019	No	G			No											0.02	No
Hindley Manufacturing Company	Sample Location # 1	21	10/08/2019	11/12/2019	No	G		450	No	0	0.03	0.08	0.01	0.54	0.24		0.01				No
Hindley Manufacturing Company	Sample Location # 1	21	04/01/2019	04/29/2019	No	G		450	No	0	0.01	0.02	0.01	1.21	0.25		0.02				No
Hope Global	Sample Location # 1	23	10/21/2019	11/13/2019	No	C	2090		No		0.03	0.21		0.03	0.14			180	180		No
Hope Global	Sample Location # 1	23	04/17/2019	05/09/2019	No	C	2483		No		0.03	0.09		0.03	0.05			93	66		No
Hope Global	Sample Location # 3	23	04/23/2019	05/09/2019	No	G			No										74	0.08	No
Hope Global	Sample Location # 3	23	10/22/2019	11/13/2019	No	G			No										24	0	No
Impact Custom Apparel, LLC	Sample Location # 1	99	05/09/2019	06/10/2019	No	G			No		0.01	0.03			0.09						No
Impact Custom Apparel, LLC	Sample Location # 1	99	11/12/2019	01/15/2020	No	G			No		0.01	0.03			0.11						No
Ink Solution	Sample Location # 1	99	06/06/2019	07/08/2019	No	G		50	No		0.02	0.03			0.15						No
Ink Solution	Sample Location # 1	99	11/12/2019	12/13/2019	No	C			No		0.02	0.02			0.05						No
INSCO Intermediate Holdings, LLC	Sample Location # 1	99	04/04/2019	04/15/2019	No	G	420		No	0.01	0.11	0.23	0.02	0.05	0.27		0.01				No
INSCO Intermediate Holdings, LLC	Sample Location # 1	99	10/11/2019	10/23/2019	No	G	437		No	0.01	0.04	0.21	0.02	0.05	0.17		0.01				No
International Packaging Corp.	Sample Location # 1	53	06/12/2019	06/20/2019	No	G		12000	No	0.01	0.01	0.14	0.01	0.03	0.4		0.01				No
JAR Bakers Supply	Sample Location # 1	81	10/22/2019	11/04/2019	No	G		35	No									8190	652		No
JAR Bakers Supply	Sample Location # 1	81	01/11/2019	01/28/2019	No	G		35	No									46897	3644		No
JAR Bakers Supply	Sample Location # 1	81	05/07/2019	06/28/2019	No	G		35	No									15800	768		No
K&W Webbing Company	Sample Location # 1	23	04/25/2019	05/03/2019	No	G		91	No		0.01	0.34			0.26						No
K&W Webbing Company	Sample Location # 1	23	10/30/2019	11/29/2019	No	G		200	No		0.01	0.29			0.2						No
Key Container Corporation	Sample Location # 1	24	07/24/2019	08/02/2019	No	G		450	No			0.06	0.02		0.05						No
Key Container Corporation	Sample Location # 1	24	01/04/2019	01/29/2019	No	G		450	No			0.03	0.02		0.05						No
Mirror Image	Sample Location # 1	99	08/26/2019	09/12/2019	No	G	17286		No		0.05	0.77			0.49						No
Mirror Image	Sample Location # 1	99	01/06/2019	02/11/2019	No	G		25	No		0.03	0.11			0.2						No
New England Paper Tube Co.	Sample Location # 1	24	09/04/2019	09/12/2019	No	G	3		No		0.02	0.24			0.21						No
Northeast Knitting, Inc.	Sample Location # 1	23	10/31/2019	11/22/2019	No	G		50	No									8.7	3		No
Northeast Knitting, Inc.	Sample Location # 1	23	04/29/2019	05/01/2019	No	G		45	No									8	2		No

Compliance Monitoring Results for Non-Significant Users  
Bucklin Point - 2019

Company	Location	Category	Sample Date	Received Date	NBC Sample	Type	Flow	Volume	CDF	Cd	Cr	Cu	Pb	Ni	Zn	Cn	Ag	BOD	TSS	TTO	Violation
Orion Retail	Sample Location # 1	26	01/02/2019	01/08/2019	No	G	185580		No		0.53	0.29		0.22	0.74						No
Orion Retail	Sample Location # 1	26	07/16/2019	07/30/2019	No	G		200	No		0.23	0.1		0.11	0.37						No
Patriot Textiles, Inc.	Sample Location # 1	23	04/01/2019	04/10/2019	No	G	16449		No		0.01	0.63			2.02						Yes
Patriot Textiles, Inc.	Sample Location # 1	23	05/09/2019	05/16/2019	No	G	704		No						1.77						Yes
Patriot Textiles, Inc.	Sample Location # 1	23	10/02/2019	10/16/2019	No	G		200	No		0.01	0.17			0.07						No
Patriot Textiles, Inc.	Sample Location # 1	23	06/14/2019	06/26/2019	No	G	128		No						0.02						No
Patriot Textiles, Inc.	Sample Location # 1	23	06/07/2019	06/18/2019	No	G	639		No						0.02						No
Patriot Textiles, Inc.	Sample Location # 1	23	05/28/2019	06/10/2019	No	G	866		No						0.13						No
Patriot Textiles, Inc.	Sample Location # 1	23	05/31/2019	06/10/2019	No	G	840		No						0.02						No
Patriot Textiles, Inc.	Sample Location # 1	23	04/25/2019	05/07/2019	No	G	2183		No						0.05						No
PCL Fixtures, Inc.	Sample Location # 3	24	04/10/2019	04/26/2019	No	G		500	No	0.01	0.01	0.35	0.07	0.03	0.17		0.01				No
PCL Fixtures, Inc.	Sample Location # 1	24	01/08/2019	01/17/2019	No	G		25	No		0.02	0.09			0.4						No
PCL Fixtures, Inc.	Sample Location # 1	24	07/09/2019	07/19/2019	No	G		50	No		0.02	0.04			0.18						No
Poly/Sperse, Corp.	Sample Location # 1	22	04/08/2019	04/22/2019	No	C	800		No		0.02	0.03			0.05						No
Poly/Sperse, Corp.	Sample Location # 1	22	10/16/2019	11/01/2019	No	C	700		No		0.02	0.02			0.05						No
Printmakers, Inc.	Sample Location # 1	93	04/16/2019	04/29/2019	No	G	36		No								0.15				No
Printmakers, Inc.	Sample Location # 1	93	10/30/2019	11/14/2019	No	G	62		No								0.07				No
Rand Whitney Southeast Container, LLC	Sample Location # 1	24	08/06/2019	08/08/2019	No	G	381	140	No		0.18	0.82			1.12						No
Rand Whitney Southeast Container, LLC	Sample Location # 1	24	05/07/2019	05/09/2019	No	G	209	200	No		0.12	0.69			1.55						No
Rand Whitney Southeast Container, LLC	Sample Location # 1	24	02/19/2019	02/21/2019	No	G		150	No		0.04	0.25			0.64						No
Rand Whitney Southeast Container, LLC	Sample Location # 1	24	11/01/2019	11/06/2019	No	G	194	160	No		0.04	0.1			0.13						No
Rand Whitney Southeast Container, LLC	Sample Location # 1	24	05/31/2019	06/05/2019	No	G	220	120	No						0.12						No
Russell S. Chin, DDS, Ltd.	Sample Location # 1	94	05/06/2019	05/20/2019	No	G			No								0.01				No
Russell S. Chin, DDS, Ltd.	Sample Location # 1	94	10/21/2019	11/12/2019	No	G			No								0.01				No
Schofield Printing, Inc.	Sample Location # 1	99	01/22/2019	02/22/2019	No	G		17	No	0.02	0.05	0.3									No
Schofield Printing, Inc.	Sample Location # 1	99	07/17/2019	08/09/2019	No	G		158	No	0.1	0.2	0.2									No
Sewrite Embroidery	Sample Location # 1	99	04/28/2019	06/05/2019	No	G		25	No		0.05	0.2			0.2						No
Sewrite Embroidery	Sample Location # 1	99	10/27/2019	12/13/2019	No	G			No		0.01	0.14			0.2						No
Shaghalian Family Dental, LLC.	Sample Location # 1	94	10/04/2019	10/30/2019	No	G			No								0.01				No
Shaghalian Family Dental, LLC.	Sample Location # 1	94	04/02/2019	04/17/2019	No	G			No								0.01				No
Spirit Recognition	Sample Location # 1	99	05/15/2019	06/05/2019	No	G			No		0.02	0.22			0.11						No
Spirit Recognition	Sample Location # 1	99	10/29/2019	12/06/2019	No	G			No		0.02	0.18			0.05						No
Tastex Corporation	Sample Location # 1	71	10/18/2019	11/12/2019	No	G		1500	No									22	2		No
Tastex Corporation	Sample Location # 1	71	04/22/2019	05/06/2019	No	G		613	No									20	2		No
Texcel Industries, Inc.	Sample Location # 1	23	04/26/2019	05/16/2019	No	G		80	No	0		0.02	0.01		0.02						No
The Evans Findings Company, Inc.	Sample Location # 1	21	10/28/2019	11/07/2019	No	C	200		No		0.06	0.37		0.09	1.01						No
The Evans Findings Company, Inc.	Sample Location # 1	21	04/16/2019	04/26/2019	No	G			No		0.01	0.11		0.05	0.91						No
The Family Dentist, Inc.	Sample Location # 2	94	01/30/2019	02/19/2019	No	G			No								0.05				No
The Family Dentist, Inc.	Sample Location # 2	94	07/22/2019	08/07/2019	No	G			No								0.03				No
University Oral & Maxil. - School Street	Sample Location # 1	94	04/10/2019	04/15/2019	No	G		25	No								0.11				No
University Oral & Maxil. - School Street	Sample Location # 1	94	10/22/2019	10/28/2019	No	G			No								0.02				No
Vicor Corporation	Sample Location # 1	49	07/19/2019	08/16/2019	No	G		6	No			0.93	0.21						7		No
Village Press	Sample Location # 1	24	07/12/2019	07/23/2019	No	G			No			0.12			0.22						No
Village Press	Sample Location # 1	24	01/04/2019	01/17/2019	No	G			No			0.02			0.01						No
Vogue Industries LP	Sample Location # 1	99	04/16/2019	04/30/2019	No	G		225	No		0.01	0.1			0.54						No
Vogue Industries LP	Sample Location # 1	99	10/16/2019	10/31/2019	No	G	70		No			0.04			0.09						No

# ***COMPLIANCE MONITORING LEGEND***

## **Parameter Legend**

O&G = Oil and Grease

TRC = Total Residual Chlorine

N = Nitrogen

TKN = Total Kjeldahl Nitrogen

NH<sub>3</sub> = Ammonia

NO<sub>3</sub>+NO<sub>2</sub> = Nitrate+Nitrite

## **Sample Legend**

C = Composite Sample

G = Grab Sample

CDF = Concentrated Discharge Formula

Category # Refers to Users Category Number Specified in Chapter III

Compliance Monitoring Results for Non-Significant Users  
Bucklin Point - 2019

Company	Location	Category	Sample Date	Received Date	NBC Sample	Type	Flow	Volume	CDF	Total O&G	Total N	NH3	Hg	NO3+NO2	TRC	TKN	Violation
3 Flags Bakery	Sample Location # 1	81	04/29/2019	06/25/2019	No	G			No	105							No
3 Flags Bakery	Sample Location # 1	81	10/25/2019	12/12/2019	No	G			No	33.2							No
Accu-Care Supply	Sample Location # 1	27	07/26/2019	08/30/2019	No	G		700	No						0.74		No
Accu-Care Supply	Sample Location # 1	27	04/25/2019	05/28/2019	No	G		500	No						0.69		No
Allstate Restaurant Equipment	Sample Location # 1	99	12/05/2019	12/19/2019	No	G			No	54.6							No
Allstate Restaurant Equipment	Sample Location # 1	99	05/14/2019	05/24/2019	No	G			No	9.8							No
Alves and Sons Bakery	Sample Location # 1	81	12/16/2019	01/08/2020	No	G			No	81							No
Alves and Sons Bakery	Sample Location # 1	81	04/29/2019	05/08/2019	No	G			No	43							No
Amica Mutual Insurance Co. - 25	Sample Location # 1	37	01/14/2019	02/01/2019	No	G			No	2.4							No
Amica Mutual Insurance Co. - 25	Sample Location # 1	37	07/01/2019	08/01/2019	No	G			No	1.8							No
Amica Mutual Insurance Co.-100	Sample Location # 1	86	01/14/2019	02/01/2019	No	G			No	2.2							No
Amica Mutual Insurance Co.-100	Sample Location # 1	86	07/11/2019	08/01/2019	No	G			No	1.5							No
Armando & Sons Meat Market	Sample Location # 1	82	01/18/2019	02/06/2019	No	G			No	134							Yes
Armando & Sons Meat Market	Sample Location # 1	82	07/11/2019	08/07/2019	No	G			No	38							No
Armando & Sons Meat Market	Sample Location # 1	82	02/20/2019	03/25/2019	No	C			No	26							No
Armando & Sons Meat Market	Sample Location # 1	82	03/13/2019	03/25/2019	No	G			No	19							No
Armando & Sons Meat Market	Sample Location # 1	82	03/06/2019	03/25/2019	No	G			No	15							No
Armando & Sons Meat Market	Sample Location # 1	82	02/27/2019	03/25/2019	No	G			No	10							No
Bachini's Bakery	Sample Location # 1	81	07/17/2019	08/08/2019	No	G			No	32							No
Bank of America	Sample Location # 2	86	10/21/2019	11/05/2019	No	G		398	No				0				No
Bank of America	Sample Location # 4	86	10/21/2019	11/05/2019	No	G		100	No				0				No
Blackstone Market	Sample Location # 1	81	02/08/2019	02/25/2019	No	G			No	11.7							No
Blackstone Market	Sample Location # 1	81	08/06/2019	08/20/2019	No	G		25	No	5.2							No
Broadway Car Wash	Sample Location # 1	97	01/31/2019	02/19/2019	No	G			No	23.5							No
Broadway Car Wash	Sample Location # 1	97	07/30/2019	08/14/2019	No	G	15		No	6.1							No
BTP LLC	Sample Location # 1	81	03/12/2019	03/25/2019	No	G			No	53							No
BTP LLC	Sample Location # 1	81	07/22/2019	08/16/2019	No	G			No	25							No
Bubble Room Car Wash, Inc.	Sample Location # 1	97	07/29/2019	08/19/2019	No	G			No	12							No
Bubble Room Car Wash, Inc.	Sample Location # 1	97	01/24/2019	02/04/2019	No	G			No	5.1							No
C & P Enterprises	Sample Location # 1	97	04/12/2019	04/16/2019	No	G			No	15							No
C & P Enterprises	Sample Location # 1	97	12/15/2019	02/03/2020	No	G			No	3							No
Calise & Sons Bakery	Sample Location # 1	81	04/16/2019	05/02/2019	No	G		25	No	54.7							No
Calise & Sons Bakery	Sample Location # 1	81	10/29/2019	11/12/2019	No	G			No	16.2							No
CAMRAC, LLC	Sample Location # 1	37	10/31/2019	11/22/2019	No	G		500	No	12.1							No
CAMRAC, LLC	Sample Location # 1	37	04/29/2019	05/30/2019	No	G		500	No	4.7							No
Catanzaros Food Products, Inc.	Sample Location # 1	81	09/16/2019	09/27/2019	No	G			No	5.6							No
Catanzaros Food Products, Inc.	Sample Location # 1	81	04/09/2019	05/16/2019	No	G			No	4.8							No
Central Auto Radiator, Inc.	Sample Location # 1	59	10/31/2019	12/11/2019	No	G			No	5.4							No
Central Auto Radiator, Inc.	Sample Location # 1	59	04/30/2019	06/07/2019	No	G			No	4.9							No
Central Falls Provision Co.	Sample Location # 1	81	07/22/2019	08/14/2019	No	G	187		No	5.7							No
Central Falls Provision Co.	Sample Location # 1	81	01/30/2019	02/11/2019	No	G			No	1							No
City of Pawtucket - Public Works	Sample Location # 1	37	10/08/2019	10/28/2019	No	G			No	18							No
City of Pawtucket - Public Works	Sample Location # 1	37	04/11/2019	04/16/2019	No	G		500	No	11							No
City of Pawtucket - Public Works	Sample Location # 1	37	07/15/2019	07/26/2019	No	G			No	9							No
City of Pawtucket - Public Works	Sample Location # 1	37	01/07/2019	01/14/2019	No	G			No	6							No
Conopco, Inc. (Site #1)	Sample Location # 1	40	10/02/2019	10/23/2019	Yes	C	9690		No		1.21	0.1		1.21		0.5	No



Compliance Monitoring Results for Non-Significant Users  
Bucklin Point - 2019

Company	Location	Category	Sample Date	Received Date	NBC Sample	Type	Flow	Volume	CDF	Total O&G	Total N	NH3	Hg	NO3+NO2	TRC	TKN	Violation
Conopco, Inc. (Site #1)	Sample Location # 1	40	03/26/2019	05/02/2019	Yes	C	96241		No		1.09	0.171		1.09		0.5	No
Cooley, Incorporated	Sample Location # 2	53	07/12/2019	07/26/2019	No	G			No	4.7							No
Cooley, Incorporated	Sample Location # 2	53	01/04/2019	01/18/2019	No	G			No	2							No
Crest Manufacturing Company	Sample Location # 1	52	04/25/2019	05/10/2019	No	G		1	No	63.3							No
Crown Collision Center	Sample Location # 1	97	03/19/2019	03/28/2019	No	G		500	No	5700							Yes
Crown Collision Center	Sample Location # 1	97	07/22/2019	08/08/2019	No	G		200	No	74.3							No
Crown Collision Center	Sample Location # 1	97	07/25/2019	08/08/2019	No	G		200	No	45.6							No
Crown Collision Center	Sample Location # 1	97	07/23/2019	08/08/2019	No	G		200	No	26							No
Crown Collision Center	Sample Location # 1	97	07/24/2019	08/08/2019	No	G		200	No	23.8							No
Dave's Marketplace	Sample Location # 1	82	03/11/2019	03/15/2019	No	G			No	55							No
Dave's Marketplace	Sample Location # 1	82	07/09/2019	07/26/2019	No	G			No	31							No
David London and Company	Sample Location # 1	35	07/18/2019	07/30/2019	No	G			No	4.8							No
David London and Company	Sample Location # 1	35	01/22/2019	02/04/2019	No	G			No	3.2							No
Dexter Car Wash, Inc.	Sample Location # 1	97	01/31/2019	02/19/2019	No	G			No	12.6							No
Dexter Car Wash, Inc.	Sample Location # 1	97	07/30/2019	08/14/2019	No	G	7		No	6							No
Dupuis Oil	Sample Location # 1	97	04/26/2019	06/13/2019	No	G			No	2.9							No
East Providence Fire Station #3	Sample Location # 1	97	10/21/2019	12/04/2019	No	G			No	4300							Yes
East Providence Fire Station #3	Sample Location # 1	97	01/28/2019	02/19/2019	No	G			No	440							Yes
East Providence Fire Station #3	Sample Location # 1	97	03/21/2019	05/13/2019	No	G			No	250							Yes
East Providence Fire Station #3	Sample Location # 1	97	04/04/2019	05/13/2019	No	G			No	210							Yes
East Providence Fire Station #3	Sample Location # 1	97	08/27/2019	09/30/2019	No	G			No	120							No
East Providence Fire Station #3	Sample Location # 1	97	04/23/2019	05/13/2019	No	G			No	27							No
East Providence Fire Station #3	Sample Location # 1	97	04/30/2019	06/07/2019	No	G			No	18							No
Finlay Extracts & Ingredients USA, Inc.	Sample Location # 1	34	04/16/2019	04/17/2019	Yes	C	5932		No		92	3.73		0.514		91.5	No
Finlay Extracts & Ingredients USA, Inc.	Sample Location # 1	34	10/30/2019	10/31/2019	Yes	C	5486		No		33.4	0.378		0.241		33.2	No
Flor Di Brava	Sample Location # 1	81	06/27/2019	08/13/2019	No	G			No	153							Yes
Flor Di Brava	Sample Location # 1	81	11/20/2019	12/09/2019	No	G			No	116							No
Garden Meat Market, LLC	Sample Location # 2	81	11/02/2019	12/17/2019	No	G			No	278							Yes
Gingersnaps Bakery	Sample Location # 1	81	09/11/2019	09/23/2019	No	G			No	280							Yes
Gingersnaps Bakery	Sample Location # 1	81	09/27/2019	10/11/2019	No	G			No	162							Yes
Gingersnaps Bakery	Sample Location # 1	81	10/04/2019	10/21/2019	No	G			No	86							No
Gingersnaps Bakery	Sample Location # 1	81	10/11/2019	11/04/2019	No	G			No	85							No
Gingersnaps Bakery	Sample Location # 1	81	11/15/2019	12/12/2019	No	G			No	60							No
Gingersnaps Bakery	Sample Location # 1	81	10/18/2019	11/07/2019	No	G			No	36							No
Gingersnaps Bakery	Sample Location # 1	81	11/14/2019	12/12/2019	No	G			No	26							No
Hartley's Pork Pies	Sample Location # 1	81	10/08/2019	11/07/2019	No	G			No	5							No
Hartley's Pork Pies	Sample Location # 1	81	04/22/2019	05/09/2019	No	G			No	2							No
Hindley Manufacturing Company	Sample Location # 1	21	10/08/2019	11/12/2019	No	G		450	No	2							No
Hindley Manufacturing Company	Sample Location # 1	21	04/01/2019	04/29/2019	No	G		450	No	2							No
Homestead Baking Company	Sample Location # 1	81	10/22/2019	11/04/2019	No	G	296		No	12.9							No
Homestead Baking Company	Sample Location # 1	81	05/02/2019	05/17/2019	No	G	7		No	6.1							No
Hope Global	Sample Location # 1	23	10/21/2019	11/13/2019	No	C	2090		No	15.62							No
Hope Global	Sample Location # 2	23	04/17/2019	05/09/2019	No	G		30	No	2.3							No
Hope Global	Sample Location # 2	23	10/22/2019	11/13/2019	No	G		50	No	1.9							No
Industrial Container Services - RI, LLC	Sample Location # 1	44	04/22/2019	05/10/2019	No	G	1000		No	11							No
Industrial Container Services - RI, LLC	Sample Location # 1	44	10/17/2019	11/15/2019	No	G			No	4.4							No

Compliance Monitoring Results for Non-Significant Users  
Bucklin Point - 2019

Company	Location	Category	Sample Date	Received Date	NBC Sample	Type	Flow	Volume	CDF	Total O&G	Total N	NH3	Hg	NO3+NO2	TRC	TKN	Violation
INSCO Intermediate Holdings, LLC	Sample Location # 1	99	10/11/2019	10/23/2019	No	G	437		No	27.3							No
INSCO Intermediate Holdings, LLC	Sample Location # 1	99	04/04/2019	04/15/2019	No	G	420		No	21							No
International Meat Market	Sample Location # 2	81	06/04/2019	06/20/2019	No	G			No	126							Yes
International Meat Market	Sample Location # 1	81	06/04/2019	06/20/2019	No	G			No	56							No
International Meat Market	Sample Location # 1	81	11/07/2019	11/25/2019	No	G			No	10							No
International Meat Market	Sample Location # 2	81	07/08/2019	07/25/2019	No	G			No	8							No
International Meat Market	Sample Location # 1	81	07/08/2019	07/25/2019	No	G			No	6							No
International Meat Market	Sample Location # 2	81	11/07/2019	11/25/2019	No	G			No	6							No
International Meat Market	Sample Location # 2	81	07/01/2019	07/18/2019	No	G			No	6							No
International Meat Market	Sample Location # 1	81	07/15/2019	08/01/2019	No	G			No	4							No
International Meat Market	Sample Location # 1	81	07/01/2019	07/18/2019	No	G			No	4							No
International Meat Market	Sample Location # 2	81	07/22/2019	08/01/2019	No	G			No	4							No
International Meat Market	Sample Location # 1	81	07/22/2019	08/01/2019	No	G			No	3							No
International Meat Market	Sample Location # 2	81	07/15/2019	08/01/2019	No	G			No	3							No
L&B Foods, Inc.	Sample Location # 2	81	07/10/2019	07/24/2019	No	G		50	No	4.8							No
L&B Foods, Inc.	Sample Location # 1	81	07/10/2019	07/24/2019	No	G		35	No	4.7							No
L&B Foods, Inc.	Sample Location # 1	81	01/08/2019	01/29/2019	No	G			No	1							No
L&B Foods, Inc.	Sample Location # 2	81	01/08/2019	01/29/2019	No	G			No	1							No
Lindbergh Auto Body, Inc.	Sample Location # 1	97	01/31/2019	02/28/2019	No	G			No	2.9							No
Lindbergh Auto Body, Inc.	Sample Location # 1	97	08/15/2019	08/19/2019	No	G			No	2							No
M & MNY System	Sample Location # 1	85	02/11/2019	03/11/2019	No	G			No	2							No
M & MNY System	Sample Location # 1	85	09/12/2019	10/04/2019	No	G			No	2							No
Main Street Market, Inc.	Sample Location # 1	82	09/08/2019	10/04/2019	No	G			No	38							No
Main Street Market, Inc.	Sample Location # 1	82	01/03/2019	01/10/2019	No	G			No	9							No
Marotta Food Corporation	Sample Location # 1	82	03/29/2019	04/17/2019	No	G			No	105							No
Marotta Food Corporation	Sample Location # 1	82	09/27/2019	12/05/2019	No	G			No	5.7							No
MDB-T LLC	Sample Location # 1	97	09/19/2019	10/23/2019	No	G			No	260							Yes
MDB-T LLC	Sample Location # 1	97	10/14/2019	10/30/2019	No	G			No	74							No
MDB-T LLC	Sample Location # 1	97	11/06/2019	11/21/2019	No	G			No	57							No
MDB-T LLC	Sample Location # 1	97	10/30/2019	11/08/2019	No	G			No	49							No
MDB-T LLC	Sample Location # 1	97	01/16/2019	01/24/2019	No	G			No	21							No
MDB-T LLC	Sample Location # 1	97	10/25/2019	11/06/2019	No	G			No	9							No
Michael's Meats	Sample Location # 1	81	11/14/2019	12/09/2019	No	G			No	5							No
Michael's Meats	Sample Location # 1	81	01/31/2019	03/01/2019	No	G			No	1							No
NECVW, Inc.	Sample Location # 1	97	03/13/2019	03/29/2019	No	G			No	74.4							No
NECVW, Inc.	Sample Location # 1	97	07/09/2019	07/24/2019	No	G			No	14.5							No
Patriot Textiles, Inc.	Sample Location # 1	23	04/01/2019	04/10/2019	No	G	16449		No	13							Yes
Patriot Textiles, Inc.	Sample Location # 1	23	10/02/2019	10/16/2019	No	G		200	No	11							No
Pawtucket Lion Pizza, Inc.	Sample Location # 1	85	01/03/2019	03/04/2019	No	G			No	219							Yes
Pawtucket Lion Pizza, Inc.	Sample Location # 1	85	03/12/2019	04/01/2019	No	G			No	17							No
Pawtucket Lion Pizza, Inc.	Sample Location # 1	85	04/04/2019	04/26/2019	No	G			No	14							No
Pawtucket Lion Pizza, Inc.	Sample Location # 1	85	04/04/2019	04/26/2019	No	G			No	14							No
Pawtucket Lion Pizza, Inc.	Sample Location # 1	85	03/20/2019	04/26/2019	No	G			No	14							No
Pawtucket Lion Pizza, Inc.	Sample Location # 1	85	12/16/2019	01/23/2020	No	G			No	2							No
PCL Fixtures, Inc.	Sample Location # 2	24	07/09/2019	07/19/2019	No	G		50	No	5.2							No
PCL Fixtures, Inc.	Sample Location # 2	24	01/07/2019	01/17/2019	No	G		25	No	5							No

Compliance Monitoring Results for Non-Significant Users  
Bucklin Point - 2019

Company	Location	Category	Sample Date	Received Date	NBC Sample	Type	Flow	Volume	CDF	Total O&G	Total N	NH3	Hg	NO3+NO2	TRC	TKN	Violation
Precision Harley - Davidson, Inc.	Sample Location # 1	97	10/04/2019	11/04/2019	No	G			No	3.3							No
Precision Harley - Davidson, Inc.	Sample Location # 1	97	04/05/2019	04/24/2019	No	G			No	0.6							No
Rand Whitney Southeast Container, LLC	Sample Location # 1	24	05/07/2019	05/09/2019	No	G	209	200	No	34							No
Rand Whitney Southeast Container, LLC	Sample Location # 1	24	08/06/2019	08/08/2019	No	G	381	140	No	30							No
Rand Whitney Southeast Container, LLC	Sample Location # 1	24	11/01/2019	11/06/2019	No	G	194	160	No	27							No
Rand Whitney Southeast Container, LLC	Sample Location # 1	24	02/19/2019	02/21/2019	No	G		150	No	10							No
Ribatejo Fish Market	Sample Location # 1	82	07/26/2019	08/15/2019	No	G			No	315							Yes
Ribatejo Fish Market	Sample Location # 1	82	01/14/2019	02/04/2019	No	G			No	10.6							No
Seabra Foods III, Inc.	Sample Location # 2	82	06/11/2019	07/29/2019	No	G			No	22							No
Seabra Foods III, Inc.	Sample Location # 2	82	06/11/2019	07/29/2019	No	G			No	22							No
Seabra Foods III, Inc.	Sample Location # 3	82	06/11/2019	07/29/2019	No	G			No	19							No
Seabra Foods III, Inc.	Sample Location # 3	82	06/11/2019	07/29/2019	No	G			No	19							No
Seabra Foods III, Inc.	Sample Location # 1	82	06/11/2019	07/29/2019	No	G			No	12							No
Seabra Foods III, Inc.	Sample Location # 1	82	06/11/2019	07/29/2019	No	G			No	12							No
Seabra Foods III, Inc.	Sample Location # 3	82	10/21/2019	01/06/2020	No	G			No	9							No
Seabra Foods III, Inc.	Sample Location # 1	82	10/21/2019	01/06/2020	No	G			No	8							No
Seabra Foods III, Inc.	Sample Location # 2	82	10/21/2019	01/06/2020	No	G			No	8							No
Sonid LLC	Sample Location # 1	81	12/05/2019	12/27/2019	No	G			No	43							No
Sonid LLC	Sample Location # 1	81	06/14/2019	07/17/2019	No	G	4		No	2							No
Stop & Shop Supermarket #704	Sample Location # 1	82	09/17/2019	10/11/2019	No	G			No	100							No
Stop & Shop Supermarket #704	Sample Location # 1	82	03/15/2019	04/24/2019	No	G			No	89							No
Stop & Shop Supermarket #704	Sample Location # 1	82	12/10/2019	01/30/2020	No	G			No	84							No
Stop & Shop Supermarket #704	Sample Location # 1	82	06/18/2019	07/15/2019	No	G			No	66							No
Stop & Shop Supermarket #710	Sample Location # 1	82	07/03/2019	07/29/2019	No	G			No	370							Yes
Stop & Shop Supermarket #710	Sample Location # 1	82	06/18/2019	07/15/2019	No	G			No	300							Yes
Stop & Shop Supermarket #710	Sample Location # 1	82	08/12/2019	10/07/2019	No	G			No	270							Yes
Stop & Shop Supermarket #710	Sample Location # 1	82	08/19/2019	10/07/2019	No	G			No	210							Yes
Stop & Shop Supermarket #710	Sample Location # 1	82	03/25/2019	04/24/2019	No	G			No	170							Yes
Stop & Shop Supermarket #710	Sample Location # 1	82	07/16/2019	07/29/2019	No	G			No	170							Yes
Stop & Shop Supermarket #710	Sample Location # 1	82	08/27/2019	10/07/2019	No	G			No	160							Yes
Stop & Shop Supermarket #710	Sample Location # 1	82	07/23/2019	08/13/2019	No	G			No	140							Yes
Stop & Shop Supermarket #710	Sample Location # 1	82	07/29/2019	08/13/2019	No	G			No	130							Yes
Stop & Shop Supermarket #710	Sample Location # 1	82	04/03/2019	04/24/2019	No	G			No	110							No
Stop & Shop Supermarket #710	Sample Location # 1	82	09/16/2019	10/07/2019	No	G			No	100							No
Stop & Shop Supermarket #710	Sample Location # 1	82	04/09/2019	04/24/2019	No	G			No	100							No
Stop & Shop Supermarket #710	Sample Location # 1	82	07/10/2019	07/29/2019	No	G			No	99							No
Stop & Shop Supermarket #710	Sample Location # 1	82	09/09/2019	10/07/2019	No	G			No	96							No
Stop & Shop Supermarket #710	Sample Location # 1	82	04/23/2019	06/03/2019	No	G			No	80							No
Stop & Shop Supermarket #710	Sample Location # 1	82	12/10/2019	01/30/2020	No	G			No	72							No
Stop & Shop Supermarket #710	Sample Location # 1	82	08/05/2019	10/07/2019	No	G			No	68							No
Stop & Shop Supermarket #710	Sample Location # 1	82	09/04/2019	10/07/2019	No	G			No	65							No
Stop & Shop Supermarket #710	Sample Location # 1	82	09/23/2019	10/07/2019	No	G			No	39							No
Stop & Shop Supermarket #710	Sample Location # 1	82	09/23/2019	10/07/2019	No	G			No	39							No
Stop & Shop Supermarket #710	Sample Location # 1	82	04/18/2019	06/03/2019	No	G			No	32							No
Stop & Shop Supermarket #712	Sample Location # 1	82	12/10/2019	01/30/2020	No	G			No	280							Yes
Stop & Shop Supermarket #712	Sample Location # 1	82	03/25/2019	04/24/2019	No	G			No	58							No

Compliance Monitoring Results for Non-Significant Users  
Bucklin Point - 2019

Company	Location	Category	Sample Date	Received Date	NBC Sample	Type	Flow	Volume	CDF	Total O&G	Total N	NH3	Hg	NO3+NO2	TRC	TKN	Violation
Stop & Shop Supermarket #712	Sample Location # 1	82	06/18/2019	07/15/2019	No	G			No	56							No
Stop & Shop Supermarket #712	Sample Location # 1	82	09/17/2019	10/11/2019	No	G			No	53							No
Suburban Contract Cleaning	Sample Location # 1	71	05/24/2019	06/13/2019	No	G		500	No	5.1							No
Tastex Corporation	Sample Location # 1	71	04/22/2019	05/06/2019	No	G		613	No	1.9							No
Tastex Corporation	Sample Location # 1	71	10/18/2019	11/12/2019	No	G		1500	No	0.5							No
Teknor Apex - Mendon	Sample Location # 1	37	07/12/2019	07/30/2019	No	G		250	No	65							No
Teknor Apex - Mendon	Sample Location # 1	37	01/17/2019	02/11/2019	No	G		250	No	28							No
Teknor Apex - Mendon	Sample Location # 1	37	10/04/2019	10/23/2019	No	C			No	12.3							No
Teknor Apex - Mendon	Sample Location # 1	37	04/12/2019	05/01/2019	No	G		50	No	12							No
Texcel Industries, Inc.	Sample Location # 1	23	04/26/2019	05/16/2019	No	G		80	No	2							No
The Evans Findings Company, Inc.	Sample Location # 1	21	04/16/2019	04/26/2019	No	G			No	66.4							No
The Evans Findings Company, Inc.	Sample Location # 1	21	12/12/2019	12/31/2019	No	C			No	65.1							No
The Stop & Shop Supermarket Co. LLC	Sample Location # 1	82	03/15/2019	03/25/2019	No	G			No	520							Yes
The Stop & Shop Supermarket Co. LLC	Sample Location # 1	82	06/18/2019	07/15/2019	No	G			No	410							Yes
The Stop & Shop Supermarket Co. LLC	Sample Location # 1	82	12/10/2019	01/30/2020	No	G			No	320							Yes
The Stop & Shop Supermarket Co. LLC	Sample Location # 1	82	07/10/2019	07/29/2019	No	G			No	300							Yes
The Stop & Shop Supermarket Co. LLC	Sample Location # 1	82	08/27/2019	10/07/2019	No	G			No	250							Yes
The Stop & Shop Supermarket Co. LLC	Sample Location # 1	82	07/23/2019	08/13/2019	No	G			No	190							Yes
The Stop & Shop Supermarket Co. LLC	Sample Location # 1	82	08/05/2019	10/07/2019	No	G			No	140							Yes
The Stop & Shop Supermarket Co. LLC	Sample Location # 1	82	03/26/2019	04/24/2019	No	G			No	130							Yes
The Stop & Shop Supermarket Co. LLC	Sample Location # 1	82	07/16/2019	07/29/2019	No	G			No	130							Yes
The Stop & Shop Supermarket Co. LLC	Sample Location # 1	82	08/12/2019	10/07/2019	No	G			No	120							No
The Stop & Shop Supermarket Co. LLC	Sample Location # 1	82	04/09/2019	04/24/2019	No	G			No	100							No
The Stop & Shop Supermarket Co. LLC	Sample Location # 1	82	07/03/2019	07/29/2019	No	G			No	100							No
The Stop & Shop Supermarket Co. LLC	Sample Location # 1	82	08/19/2019	10/07/2019	No	G			No	94							No
The Stop & Shop Supermarket Co. LLC	Sample Location # 1	82	09/04/2019	10/07/2019	No	G			No	93							No
The Stop & Shop Supermarket Co. LLC	Sample Location # 1	82	09/23/2019	10/07/2019	No	G			No	75							No
The Stop & Shop Supermarket Co. LLC	Sample Location # 1	82	09/23/2019	10/07/2019	No	G			No	75							No
The Stop & Shop Supermarket Co. LLC	Sample Location # 1	82	04/03/2019	04/24/2019	No	G			No	62							No
The Stop & Shop Supermarket Co. LLC	Sample Location # 1	82	09/16/2019	10/07/2019	No	G			No	62							No
The Stop & Shop Supermarket Co. LLC	Sample Location # 1	82	09/09/2019	10/07/2019	No	G			No	60							No
The Stop & Shop Supermarket Co. LLC	Sample Location # 1	82	04/23/2019	06/03/2019	No	G			No	59							No
The Stop & Shop Supermarket Co. LLC	Sample Location # 1	82	07/29/2019	08/13/2019	No	G			No	56							No
The Stop & Shop Supermarket Co. LLC	Sample Location # 1	82	04/18/2019	06/03/2019	No	G			No	42							No
Top Shell LLC	Sample Location # 1	81	03/13/2019	07/11/2019	No	G			No	5.4							No
Truck Pro LLC	Sample Location # 1	97	04/10/2019	04/26/2019	No	G			No	327							Yes
Truck Pro LLC	Sample Location # 1	97	10/15/2019	10/24/2019	No	G			No	4.7							No
Truck Pro LLC	Sample Location # 1	97	05/13/2019	06/12/2019	No	G			No	2							No
Truck Pro LLC	Sample Location # 1	97	06/03/2019	06/12/2019	No	G			No	2							No
Truck Pro LLC	Sample Location # 1	97	05/28/2019	06/12/2019	No	G			No	2							No
Truck Pro LLC	Sample Location # 1	97	05/21/2019	06/12/2019	No	G			No	2							No
VIP Car Wash	Sample Location # 1	97	09/26/2019	10/11/2019	No	G		200	No	40							No
VIP Car Wash	Sample Location # 1	97	04/05/2019	04/25/2019	No	G			No	13							No
Water Works Car Wash	Sample Location # 1	97	01/31/2019	04/17/2019	No	G	1		No	5.5							No
Water Works Car Wash	Sample Location # 1	97	08/30/2019	10/08/2019	No	G	7		No	5.2							No
Wildtree Herbs, Inc.	Sample Location # 1	81	03/01/2019	03/13/2019	No	G		250	No	110							No

Compliance Monitoring Results for Non-Significant Users  
Bucklin Point - 2019

Company	Location	Category	Sample Date	Received Date	NBC Sample	Type	Flow	Volume	CDF	Total O&G	Total N	NH3	Hg	NO3+NO2	TRC	TKN	Violation
Wildtree Herbs, Inc.	Sample Location # 1	81	08/13/2019	08/28/2019	No	G		500	No	42							No
Wildtree Herbs, Inc.	Sample Location # 2	81	03/01/2019	03/13/2019	No	G		25	No	39							No
Wildtree Herbs, Inc.	Sample Location # 2	81	08/13/2019	08/28/2019	No	G		500	No	23							No
Xelapan Bakery and Convenience	Sample Location # 1	81	01/10/2019	01/30/2019	No	G			No	122.3							No
Xelapan Bakery and Convenience	Sample Location # 1	81	07/01/2019	08/19/2019	No	G			No	38.1							No
Zaccagnini's Pastry Shoppe	Sample Location # 1	81	04/02/2019	06/05/2019	No	G			No	10.6							No
Zaccagnini's Pastry Shoppe	Sample Location # 1	81	10/29/2019	12/13/2019	No	G			No	5.7							No

***ATTACHMENT VOLUME II***

***SECTION 7***

***SURVEILLANCE MANHOLE  
MONITORING DATA AND LEGEND***

# ***COMPLIANCE MONITORING LEGEND***

## **Parameter Legend**

Cd = Cadmium

Cr = Chromium

Cu = Copper

Pb = Lead

Ni = Nickel

Ag = Silver

Zn = Zinc

CN = Cyanide

Hg = Mercury

Mo = Molybdenum

As = Arsenic

CBOD = Carbonaceous Biochemical Oxygen Demand

Sn = Tin

VOC = Volatile Organic Compounds

Se = Selenium

O & G = Oil and Grease

BOD = Biochemical Oxygen Demand

TSS = Total Suspended Solids

TTO = Total Toxic Organics

TRC = Total Residual Chlorine

TKN = Total Kjeldahl Nitrogen

N = Nitrogen

NO<sub>3</sub>+NO<sub>2</sub> = Nitrate + Nitrite

***SURVEILLANCE MANHOLE  
MONITORING DATA  
AND LEGEND***

***FIELD'S POINT***



**Field's Point  
Manhole Legend**

<b><u>Manhole #</u></b>	<b><u>Description</u></b>	<b><u>City</u></b>
0	Field's Point Influent	Providence
1	Ernest Street Pump Station Wet Well	Providence
01A	Allens Avenue Interceptor	Providence
01B	Ernest Street Pump Station (Ellenfield Street Interceptor)	Providence
01C	Ernest Street Pump Station (Diversion Structure)	Providence
01D	Ernest Street Pump Station (Ellenfield Int/Diversion Structure Combo)	Providence
2	Washington Park Pump Station	Providence
3	Shipyard Street	Providence
04A	D.S. Armbrust International - Chapman Street	Providence
04B	U.S. Armbrust International - Chapman Street	Providence
05A	D.S. 24 Baker Street	Providence
05B	U.S. 24 Baker Street	Providence
06A	Baker Street	Providence
06B	Baker Street	Providence
7	Ellenfield Street	Providence
07A	D.S. 85 Ellenfield Street	Providence
07B	U.S. 85 Ellenfield Street	Providence
08A	D.S. Ira Green - Toronto Street	Providence
08B	U.S. Ira Green - Toronto Street	Providence
09A	D.S. Technodic, U.S. 225 Carolina & 215 Georgia - Georgia Ave.	Providence
09B	U.S. Technodic - Georgia Avenue	Providence
09C	U.S. Technodic - Georgia Avenue	Providence
10A	D.S. 225 Carolina & 215 Georgia - Georgia Avenue	Providence
11A	D.S. Monarch Metal Finishing - Virginia Avenue	Providence
11B	D.S. Monarch Metal Finishing - Toronto Avenue	Providence
11C	U.S. Monarch Metal Finishing - Toronto Avenue	Providence
12A	D.S. 192 Georgia Avenue	Providence
12B	U.S. 192 Georgia Avenue	Providence
13A	D.S. Mahr Federal	Providence
13B	U.S. Mahr Federal	Providence
14A	D.S. 82 Aldrich Street	Providence
14B	U.S. 82 Aldrich Street	Providence
15A	Hylestead Street	Providence
15B	Hylestead Street	Providence
16A	Blundell Street	Providence
16B	Blundell Street	Providence
17A	D.S. Univar USA - Field's Point Drive	Providence
18A	Spooner Street	Providence
19A	D.S. Eddy Street At Wyatt	Providence
19B	U.S. Eddy Street Between Oxford And Mutual	Providence
20A	D.S. 928 Eddy Street - Seymour Street	Providence
21A	D.S. 60 Seymour Street - Warren Way	Providence
22A	D.S. Northland Environmental - Allens Avenue	Providence
22B	Allens Avenue And Blackstone Street	Providence
22C	U.S. Of Henderson Street On Allens Avenue	Providence
23A	D.S. Ideal Plating - Public Street	Providence
23B	U.S. Ideal Plating - Public Street	Providence

**Field's Point  
Manhole Legend**

<b><u>Manhole #</u></b>	<b><u>Description</u></b>	<b><u>City</u></b>
24A	D.S. 226 Public Street - Temple Street	Providence
24B	U.S. 226 Public Street - Temple Street	Providence
25A	D.S. 908 Eddy Street	Providence
25B	U.S. 908 Eddy Street	Providence
28A	Eddy Street	Providence
28B	Eddy Street	Providence
29A	Willard Avenue	Providence
29B	Willard Avenue	Providence
30A		Providence
30B		Providence
31A	D.S. 145 Globe Street - Eddy Street	Providence
31B	U.S. 145 Globe Street	Providence
31C	U.S. 145 Globe Street - Eddy Street	Providence
32A	D.S. Dominion Energy - Manchester Street	Providence
33A	Pine Street	Providence
33B	Pine Street	Providence
34A	D.S. 157 Clifford Street	Providence
34B	U.S. 157 Clifford Street	Providence
36A	Chestnut Street	Providence
36B	Chestnut Street	Providence
37A	Ship Street	Providence
37B	Ship Street	Providence
38A	Elm Street	Providence
38B	Chestnut Street	Providence
39A	D.S. 85 South St, - Chestnut Street	Providence
39B	U.S. 85 South St. - South Street	Providence
40A	South Street	Providence
40B	South Street	Providence
41A	Parsonage Street	Providence
42A	D.S. 45 Borden Street - Crary Street	Providence
42B	U.S. 45 Borden Street - Crary Street	Providence
43A	D.S. Former Esposito Jewelry - Dupont Dr.	Providence
43B	U.S. Former Esposito Jewelry - Dupont Dr.	Providence
44A	D.S. Former T. Sardelli - Dupont Dr.	Providence
44B	U.S. Former T. Sardelli - Dupont Dr.	Providence
45A	D.S. C&J Jewelry - Dupont Dr.	Providence
45B	U.S. C&J Jewelry - Dupont Dr.	Providence
46A	D.S. 88 Niantic Avenue - Dupont Dr.	Providence
47A	D.S. Former Park Lane / Colibri - Niantic Ave.	Providence
47B	U.S. Former Park Lane / Colibri - Niantic Ave.	Providence
48A	D.S. Alloy Holdings - Niantic Ave.	Providence
48B	U.S. Alloy Holdings - Niantic Ave.	Providence
49A	Salem St.	Providence
49B	Salem St.	Providence
50A	D.S. Industrial Park (Dupont Dr. & Niantic Ave.) Burrington St.	Providence
50B	D.S. Former Esposito and Sardelli - Dupont Drive	Providence
50C	D.S. C & J and 100 Niantic - Dupont Drive	Providence

**Field's Point  
Manhole Legend**

<b><u>Manhole #</u></b>	<b><u>Description</u></b>	<b><u>City</u></b>
51	D.S. Everybody On PR5 Except Ind. Park - Huntington St.	Providence
52A	D.S. 52 Potters - Melrose St.	Providence
52B	U.S. 52 Potters. - Potters Ave.	Providence
53A	D.S. Surface Coatings - Plymouth St.	Providence
53B	U.S. Surface Coatings - Plymouth St.	Providence
54A	Cranston St.	Providence
54B	Cranston St.	Providence
55A	Bellevue Ave.	Providence
55B	Bellevue Ave.	Providence
56A	D.S. 77 Bucklin, U.S D&D Chrome - Dexter St.	Providence
56B	U.S. 77 Bucklin - Dexter St.	Providence
56C	Dexter St.	Providence
57A	D.S. 43 Bucklin St.	Providence
57B	U.S. 43 Bucklin St.	Providence
58A	D.S. Allied Business Forms - Bucklin St.	Providence
58B	U.S. Allied Business Forms - Bucklin St.	Providence
59A	D.S. 120 Sprague - Dexter St.	Providence
59B	U.S. 120 Sprague - Dexter St.	Providence
59C	Dexter St.	Providence
60A	D.S. 56 Sprague St.	Providence
60B	U.S. 56 Sprague St.	Providence
61A	D.S. 44 Warren- Westfield St.	Providence
61B	U.S. 44 Warren - Westfield St.	Providence
62A	D.S. Prov. Journal (Fountain St) - Fountain St.	Providence
62B	U.S. Prov. Journal (Fountain St) - Fountain St.	Providence
63A	D.S. Prov. Journal ( Prod. Facility ) - Kinsley Ave.	Providence
63B	U.S. Prov. Journal (Prod. Facility ) - Kinsley Ave.	Providence
64A	D.S. 30 Desoto St.	Providence
65A	D.S. International Chromium Plating - Addison Place	Providence
65B	U.S. International Chromium Plating - Addison Place	Providence
66A	Erickson Place	Providence
68A	D.S. 335 Valley St.	Providence
68B	U.S. 335 Valley St.	Providence
69A	D.S. Monarch Metal - Aurora St.	Providence
69B	U.S. Monarch Metal - Aurora St.	Providence
69C		Providence
69D		Providence
70A	D.S. A&F Plating & Universal Plating - River Ave.	Providence
70B	U.S. A&F Plating & Universal Plating - River Ave.	Providence
70C	U.S. Universal Plating, D.S. A&F Plating - River Avenue	Providence
71A	D.S. 555 Valley - Hemlock St.	Providence
71B	U.S. 555 Valley - Hemlock St.	Providence
72A	Drive Way Of 350 Kinsley Ave. Mill Complex	Providence
72B	Kinsley Ave.	Providence
73A	D.S. U.S. Former General Plating - Harris Ave.	Providence
73B	U.S. 586 Atwells Ave - Harris Ave.	Providence
73C	D.S. Former General Plating - Harris Ave.	Providence

**Field's Point  
Manhole Legend**

<b><u>Manhole #</u></b>	<b><u>Description</u></b>	<b><u>City</u></b>
74A	Curtis St.	Providence
75A	U.S. Umicore - Sims St.	Providence
75B	D.S. 50 Sims Ave.	Providence
75C	D.S. 50 Sims Ave.	Providence
75D	D.S. 498 Kinsley - Sims St.	Providence
76A	Olneyville Drainage District - Valley St.	Providence
77A	D.S. Atlantic Mills Complex - Manton Ave.	Providence
77B	U.S. Atlantic Mills Complex - Manton Ave.	Providence
78A	Delaine Street	Providence
79A	D.S. 230 Oak St. - Agnes St.	Providence
79B	U.S. 230 Oak St. - Magnolia St.	Providence
79C	U.S. D & L Sales	Providence
79D	D.S. D & L Sales	Providence
80A	D.S. 91 Hartford Ave.	Providence
80B	U.S. 91 Hartford Ave.	Providence
81A	D.S. Contract Specialities - Hartford Ave.	Providence
81B	U.S. Contract Specialities - Hartford Ave.	Providence
82A	King Phillip St.	Providence
82B	King Phillip St.	Providence
83A	D.S. 50 Valley St.	Providence
83B	U.S. 50 Valley St.	Providence
84A	D.S. 415 Valley St.	Providence
84B	U.S. 415 Valley St.	Providence
85A	Spruce Street	Providence
85B	Spruce Street	Providence
86A	D.S. 219 West Park St.	Providence
86B	U.S. 219 West Park St.	Providence
87A	D.S. 69 Bath St.	Providence
87B	U.S. 69 Bath St.	Providence
88A	West River St.	Providence
88B	West River St.	Providence
89A	D.S. Home Depot Charles St.	Providence
89B	U.S. Home Depot- Charles St.	Providence
90A	D.S. Drew Easton Company - Whipple St.	Providence
90B	U.S. Drew Easton Company - Whipple St.	Providence
91A	D.S. Fashion Accents - Nashua St.	Providence
91B	U.S. Fashion Accents - Nashua St.	Providence
92A	D.S. 35 Livingston - Livingston St.	Providence
92B	U.S. 35 Livingston - Livingston St.	Providence
93A	D.S. GCI - Touro St.	Providence
93B	U.S. GCI - Touro St.	Providence
94A	D.S. 94 Silver Spring Street - Silver Spring St.	Providence
94B	U.S. 94 Silver Spring Street - Silver Spring St.	Providence
94C	D.S. 94 Silver Spring Street And Royal Little Drive- Silver Spring St.	Providence
95A	Branch Ave.	Providence
95B	Branch Ave.	Providence
96A	D.S. 812 Charles St.	Providence

**Field's Point  
Manhole Legend**

<b><u>Manhole #</u></b>	<b><u>Description</u></b>	<b><u>City</u></b>
96B	U.S. 812 Charles St.	Providence
97A	D.S. 1119 Douglas Ave.	Providence
97B	U.S. 1119 Douglas Ave.	Providence
98A	D.S. Electrolizing - Houghton Street	Providence
100A	D.S. International Etching - Ninigret Ave.	Providence
100B	U.S. International Etching - Ninigret Ave.	Providence
101A	D.S. 295 Lockwood - Meadow St.	Providence
101B	U.S. 295 Lockwood - Meadow St.	Providence
102A	D.S. 409 Pine Street - Pine St.	Providence
102B	U.S. 409 Pine Street - Pine St.	Providence
103	India Street Siphon	Providence
103A	India Street At South Water St.	Providence
104A	Valley Street At Amhearst	Providence
105A	D.S. Atamian - Silver Spring St.	Providence
106A	D.S. Sage Mfg. - Dexter St.	Providence
106B	U.S. Sage Mfg, D.S. D&D Chrome. - Dexter St.	Providence
107A	D.S. 15 Clarkson St.	Providence
107B	U.S. 15 Clarkson St.	Providence
108A	Washington St. Near Knight	Providence
109A	D.S. Mutual Metals - Corliss Street	Providence
109B	U.S. Mutaul Metals - Corliss Street	Providence
170A	D.S. 70 Royal Little Drive	Providence
170B	U.S. 70 Royal Little Drive	Providence
175A	D.S. RIPTA - Melrose Street	Providence
175B	U.S. RIPTA - Melrose Street	Providence
180A	D.S. Style Accessories - Acorn Street	Providence
180B	U.S. Style Accessories - Acorn Street	Providence
190	U.S. Manton Meter (Providence / Johnston Line)	Providence
193A	D.S. J.C. Gorham	Providence
193B	U.S. J.C. Gorham	Providence
200	South of Pumping Location @ Canada Pond	Providence
181A	D.S. International Insignia - Carolina Avenue	Providence
181B	U.S. International Insignia - Carolina Avenue	Providence
194	India Point Siphon	Providence
195	Davis Park	Providence
196	Branch Avenue at Silver Spring under Bridge	Providence
197	Dorrance and Dyer on Sidewalk	Providence
200	US Redwing St - West Side of Tracks	Providence
201	South of Reservoir - West Side of Tracks	Providence
500	Plainfield Street at Gifford Street	Providence
501	Plainfield Street before Webster	Providence
502	Duneford and Plainfield Street	Providence
503	Webster and plainfield	Providence
202A	DS Kirks Folly on Chapman St,	Providence
202B	US Kirks Folly on chapman st.	Providence
203A	DS Crisloid	Providence
203B	US Crisloid	Providence

**Field's Point  
Manhole Legend**

<b><u>Manhole #</u></b>	<b><u>Description</u></b>	<b><u>City</u></b>
204A	DS Metallurgical Solutions	Providence
204B	US Metallurgical Solutions	Providence
110A	D.S. 178 George Waterman Ave.	Johnston
110B	U.S. 178 George Waterman Ave.	Johnston
111A	D.S. G. Tanury - Railroad Ave.	Johnston
111B	U.S. G. Tanury - Railroad Ave.	Johnston
112A	D.S. 2 Putnam Avenue - Railroad Ave.-	Johnston
112B	U.S. 2 Putnam Avenue - Putnam Pike	Johnston
113A	D.S. 1 Goldsmith Street	Johnston
114A	D.S. 770 Hartford Ave.	Johnston
114B	U.S. 770 Hartford Ave.	Johnston
115A	D.S. 7 Victory Avenue - Oakdale Ave.	Johnston
116A	D.S. E & M Enterprises Ltd. - Dyerville Ave.	Johnston
116B	U.S. E & M Enterprises Ltd. - Dyerville Ave.	Johnston
117A	D.S. Alviti Tool & Die - Dyerville Ave.	Johnston
117B	U.S. Alviti Tool & Die - Hedley St.	Johnston
118A	D.S. 1284 Plainfield St.	Johnston
118B	U.S. 1284 Plainfield St.	Johnston
119A	D.S. Designs International - Hartford Ave.	Johnston
119B	U.S. Designs International - Hartford Ave.	Johnston
120	Plainfield Street, Johnston between School and Willow Street	Johnston
120A	D.S. 1309 Plainfield St.	Johnston
120B	U.S. 1309 Plainfield St.	Johnston
122A	D.S. Eastern Screw, U.S. Unique Plating - Mill St.	Johnston
122B	D.S. Unique Plating, U.S. AG&G - Mill St	Johnston
122C	D.S. AG&G, Unique & Eastern Screw - Mill St.	Johnston
123A	D.S. Difruscia - Starr St.	Johnston
123B	U.S. Difruscia Plating - Starr St.	Johnston
124A	D.S. Tri-Jay - Industrial Lane	Johnston
124B	U.S. Tri-Jay - Industrial Lane	Johnston
125A	D.S. Tri-Jay - Industrial Lane Pump Station	Johnston
126A	Plainfield Street At Pocassett Street	Johnston
127A	D.S. ToolCraft/Rumart - Hartford Avenue	Johnston
127B	U.S. ToolCraft/RuMart D.S. KB Surfaces - Hartford Avenue	Johnston
127C	U.S. KB Surfaces - Hartford Avenue	Johnston
130A	DS Prince Enameling - Alcazar Avenue	Johnston
130B	US Prince Enameling - Borden and Alcazar Avenue	Johnston
131A	DS Quality Spray - Park Lane	Johnston
131B	US Quality Spray - Park Lane	Johnston
150A	D.S. Induplate, Evans Plating - Steere St.	North Providence
151A	D.S. Induplate - Waterman Avenue at Woodcliffe	North Providence
151B	U.S. Induplate - Waterman Avenue at Sawin	North Providence
151C	U.S. Induplate - Greystone Avenue	North Providence
153A	D.S. 50 Waterman Ave.	North Providence
153B	U.S. 50 Waterman Ave.	North Providence
154A	D.S. 12 Humbert St.	North Providence
154B	U.S. 12 Humbert St.	North Providence

**Field's Point  
Manhole Legend**

<b><u>Manhole #</u></b>	<b><u>Description</u></b>	<b><u>City</u></b>
155A	Charles Street	North Providence
155B	Charles Street	North Providence
156A	D.S. A. Harrison - Hurdis Street	North Providence
156B	U.S. A. Harrison - Hurdis Street	North Providence
157A	Douglas Avenue	North Providence
157B	Douglas Avenue	North Providence
158A	D.S. 184 Woonasquatucket Ave.	North Providence
158B	U.S. 184 Woonasquatucket Ave.	North Providence
159A	D.S. 1700 Smith Street	North Providence
159B	U.S. 1700 Smith Street	North Providence
161A	D.S. 2 Tag Drive - Tag Drive	North Providence
161B	U.S. 2 Tag Drive - Tag Drive	North Providence
165	639 Smithfield Road	North Providence
166	7 Joyce Street	North Providence
250A	Catch Basin In Parking Lot Of 1825 Mineral Spring Ave.	North Providence
250B	Catch Basin At Corner Of Mineral Spring Ave. & Hawthorne St.	North Providence
167	D.S. Annex Plating - Warren Avenue	North Providence

<b><u>Manhole #</u></b>	<b><u>Field's Point Sanitary Manholes</u></b>	<b><u>City</u></b>
S01	Regent Avenue at Huron	Providence
S02	Pearl Street	Providence
S03	New York Avenue	Providence
S04	Academy Avenue	North Providence
S05	Farm Street	Providence
S06	Pleasant Valley Parkway & River Avenue	Providence
S07	Linton Street	Providence
S08	Borden Avenue	Providence
S09	Governor Street	Providence
S10	River Road	Johnston
S11	Roanike Street	Providence
S12	Belmont Street	Providence
S13	Gruptone Street	Providence
S14	Teakwood Drvie	Providence
S15	Wood Street	North Providence
S16	Chapin Street	Johnston
S17	Ohio Avenue	Providence
S18	Mark Drive at Gillen Avenue	Providence
S19	California Avenue	Providence
S20	Gillen Avenue	North Providence
S21	South Larchmont	Providence
S22	791 Meadow Street DS Gillen Avenue at #42	North Providence
S23	792 Meadow Street at Gillen Avenue	North Providence
S24	180 Indiana Avenue	North Providence
S25	Melrose at Sumter	North Providence
S26	167 Vermont Avenue	Providence
S27	Manchester at Farm Road	Providence
S28	Ambrose Street	Providence
S29	Florence Street	North Providence
S30	Vermont Avenue	North Providence
S31	Gillen Avenue at Ambrose	North Providence
S32	Gillen Avenue at Florence	Providence
S33	Ellery Street	North Providence
S34	Oak Street	North Providence
S35	India at South Main Street	Providence
S36	Brook at India	Providence
S37	Whittier	Providence
S38	Webb Street	Providence
S39	Gillen Avenue at Lincoln	Providence
S40	Ambrose Street at Borah	Providence
S41	Bellevue Avenue	North Providence
S42	Ford Street	North Providence
S43	Washington Avenue	Providence



**Field's Point  
Manhole Data - 2019**

Manhole #	Date	Cd	Cr	Cu	Pb	Ni	Ag	Zn	CN	pH	O & G	TTO	Other Parameters
F04A	4/10/2019	0.015	0.075	0.047	0.075	0.050	0.025	0.060	0.009	9.1			
F04A	10/2/2019	0.015	0.075	0.091	0.075	0.050	0.029	0.063	0.011	8.5			
F04B	4/10/2019												No Sample
F04B	10/2/2019	0.015	0.075	0.899	0.155	0.050	0.121	2.291	0.004	6.2			
F07	5/8/2019	0.015	0.133	0.883	0.075	0.838	0.025	1.000	0.130	8.1			
F07	6/27/2019	0.015	0.151	8.987	0.075	2.739	0.025	0.775	5.920	8.9			
F07	10/2/2019	0.015	0.075	0.705	0.075	0.825	0.025	0.941	0.036	7.4			
F08A	1/23/2019	0.015	0.075	0.132	0.075	0.050	0.025	0.079	0.004	8.9			
F08A	5/22/2019	0.015	0.075	0.057	0.075	0.050	0.025	0.060	0.004	8.9			
F08A	9/18/2019	0.015	0.075	0.256	0.075	0.050	0.025	0.060	0.079	7.9			
F08A	10/2/2019	0.015	0.075	0.177	0.075	0.171	0.025	0.105	0.021	8.5			
F08A	12/11/2019	0.015	0.075	1.290	0.075	0.267	0.025	0.305	0.055	8.2			
F08A	12/18/2019	0.015	0.075	0.076	0.075	0.050	0.025	0.060	0.005	8.0			
F08B	1/23/2019	0.015	0.075	0.032	0.075	0.050	0.025	0.200	0.004	8.7			
F08B	5/22/2019	0.015	0.075	0.041	0.075	0.050	0.025	0.247	0.005	9.0			
F08B	9/18/2019	0.015	0.075	0.078	0.075	0.050	0.025	0.219	0.004	7.6			
F08B	10/2/2019	0.015	0.075	0.099	0.075	0.050	0.025	0.237	0.004	7.4			
F09A	1/23/2019	0.015	0.335	0.126	0.075	0.071	0.025	0.841	0.041	8.0			
F09A	5/8/2019	0.015	0.075	2.824	0.075	1.240	0.025	0.536	0.019	6.9			
F09A	9/18/2019	0.015	0.132	0.094	0.075	0.050	0.025	0.179	0.005	8.4			
F09B	1/23/2019	0.015	0.075	0.472	0.075	0.050	0.025	1.360	0.004	7.6			
F09B	5/8/2019												No Sample
F09B	9/18/2019	0.015	0.075	0.031	0.075	0.050	0.025	0.060	0.004	8.0			
F09C	1/23/2019	0.015	0.075	0.029	0.075	0.050	0.025	0.060	0.004	7.7			
F09C	5/8/2019	0.015	0.075	2.039	0.075	0.894	0.025	0.457	0.012	7.1			
F100A	2/27/2019	0.015	0.075	0.026	0.075	0.050	0.025	0.105	0.004	7.3			
F100A	3/27/2019	0.015	0.075	0.029	0.075	0.050	0.025	0.223	0.004	7.6			
F100A	6/5/2019	0.015	0.075	0.020	0.075	0.050	0.025	0.140	0.004	6.7			
F100A	10/30/2019	0.015	0.075	0.023	0.075	0.050	0.025	0.100	0.004	7.0			
F100B	3/27/2019												No Sample
F100B	10/30/2019	0.015	0.075	0.020	0.075	0.050	0.025	0.060	0.004	8.1			
F111A	2/6/2019	0.015	0.090	0.844	0.075	1.764	0.025	0.251	0.059	9.1			
F111A	6/19/2019	0.015	0.075	0.717	0.075	1.034	0.025	0.060	0.802	7.9			no upstream high lel
F111A	11/20/2019	0.015	0.075	1.017	0.075	0.853	0.025	0.191	0.090	9.4			
F111A	12/11/2019	0.015	0.075	0.455	0.075	1.084	0.025	0.066	0.037	7.2			
F111A	12/18/2019	0.015	0.075	0.650	0.075	2.318	0.025	0.274	0.034	6.9			
F111B	2/6/2019	0.015	0.075	0.020	0.075	0.050	0.025	0.060	0.004	7.7			

**Field's Point  
Manhole Data - 2019**

Manhole #	Date	Cd	Cr	Cu	Pb	Ni	Ag	Zn	CN	pH	O & G	TTO	Other Parameters
F111B	11/20/2019	0.015	0.075	0.020	0.075	0.050	0.025	0.060	0.004	7.9			
F116A	2/6/2019	0.015	0.075	0.065	0.075	0.050	0.025	0.077	0.007	7.5			
F116A	6/5/2019	0.015	0.075	0.590	0.075	0.050	0.025	0.273	0.004	7.1			
F116A	11/20/2019	0.015	0.075	0.296	0.075	0.050	0.025	0.169	0.004	7.0			
F116B	2/6/2019	0.015	0.075	0.220	0.075	0.050	0.025	0.117	0.005	7.5			
F116B	11/20/2019	0.015	0.075	0.178	0.075	0.050	0.025	0.153	0.004	7.2			
F116B	6/5/2019	0.015	0.075	0.401	0.075	0.050	0.025	0.190	0.004	7.0			
F11A	4/10/2019	0.015	0.243	39.890	0.075	0.588	0.041	5.544	0.042	8.7			
F11A	5/22/2019	0.015	0.130	0.512	0.075	0.732	0.025	1.160	0.049	7.7			
F11A	9/18/2019	0.015	0.220	1.080	0.075	0.854	0.025	1.331	0.079	7.8			
F11A	10/2/2019	0.015	0.075	0.760	0.075	0.676	0.025	1.084	0.023	7.6			
F11B	4/10/2019	0.015	0.075	0.037	0.075	0.050	0.025	0.123	0.004	9.2			
F11B	5/22/2019	0.015	0.075	0.077	0.075	0.050	0.025	0.184	0.005	8.9			
F11B	10/2/2019	0.015	0.075	0.128	0.075	0.050	0.025	0.334	0.004	8.6			
F11B	12/11/2019	0.015	0.071	0.044	0.075	0.050	0.025	0.207	0.021	8.1			
F11B	12/18/2019	0.015	0.075	0.034	0.075	0.050	0.025	0.083	0.004	9.1			
F11C	4/10/2019	0.015	0.075	0.026	0.075	0.050	0.025	0.122	0.005	9.3			
F11C	5/22/2019	0.015	0.075	0.041	0.075	0.050	0.025	0.124	0.005	9.2			
F11C	9/18/2019	0.015	0.075	0.038	0.075	0.050	0.025	0.096	0.004	7.8			
F11C	10/2/2019	0.015	0.075	0.245	0.075	0.050	0.025	0.566	0.004	7.0			
F120	6/27/2019	0.015	0.075	0.048	0.075	0.053	0.025	0.186	0.013	7.3			
F122A	1/16/2019	0.015	0.075	0.037	0.075	0.050	0.025	0.060	0.005	7.5			
F122A	3/13/2019	0.015	0.075	0.023	0.075	0.050	0.025	0.060	0.004	7.7			
F122A	7/10/2019	0.015	0.075	0.060	0.075	0.050	0.025	0.181	0.004	6.9			
F122B	1/16/2019												No Sample
F122B	3/13/2019	0.015	0.075	0.055	0.075	0.050	0.025	0.339	0.004	7.5			
F122B	7/10/2019	0.015	0.075	0.064	0.075	0.050	0.025	0.079	0.080	7.6			
F122C	3/13/2019	0.015	0.075	0.029	0.075	0.050	0.025	0.154	0.004	6.9			
F123A	1/16/2019	0.015	0.075	0.498	0.075	0.330	0.046	0.219	0.053	7.1			
F123A	3/13/2019	0.015	0.214	0.657	0.075	0.319	0.025	1.433	0.510	7.5			
F123A	7/10/2019	0.015	0.750	0.303	0.075	0.537	0.025	2.683	0.019	7.1			
F123A	12/11/2019	0.015	0.075	0.185	0.075	0.150	0.025	1.208	0.032	8.1			
F123A	12/18/2019	0.015	0.239	5.648	0.075	2.003	0.025	7.740	0.121	7.8			
F123B	1/16/2019	0.015	0.075	0.032	0.075	0.050	0.025	0.208	0.008	8.4			
F123B	3/13/2019	0.015	0.075	0.028	0.075	0.050	0.025	0.060	0.042	7.4			
F123B	7/10/2019	0.015	0.075	0.040	0.075	0.050	0.025	0.126	0.004	6.8			
F124A	1/16/2019	0.015	0.075	0.515	0.075	0.335	0.060	0.225	0.009	7.0			

**Field's Point  
Manhole Data - 2019**

Manhole #	Date	Cd	Cr	Cu	Pb	Ni	Ag	Zn	CN	pH	O & G	TTO	Other Parameters
F124A	6/19/2019	0.015	0.075	0.225	0.075	0.243	0.044	0.134	0.019	7.1			
F124B	1/16/2019	0.015	0.075	0.051	0.075	0.050	0.025	0.440	0.004	6.9			
F124B	6/19/2019	0.015	0.075	0.023	0.075	0.050	0.025	0.172	0.004	6.8			
F125A	6/26/2019	0.015	0.075	0.279	0.075	0.157	0.025	0.175	0.014	7.1			
F127A	2/6/2019	0.015	0.075	0.021	0.075	0.050	0.025	0.060	0.004	7.5			
F127A	6/19/2019	0.015	0.075	0.020	0.075	0.050	0.025	0.071	0.004	7.5			
F127B	2/6/2019	0.015	0.075	0.022	0.075	0.050	0.025	0.139	0.006	7.7			
F127B	6/19/2019	0.015	0.075	0.020	0.075	0.050	0.025	0.143	0.004	7.4			
F13A	5/8/2019	0.015	0.075	0.020	0.075	0.050	0.025	0.079	0.005	7.1			
F13A	8/13/2019	0.015	0.075	0.041	0.008	0.050	0.025	0.199	0.004	7.3			
F13B	5/8/2019	0.015	0.075	0.020	0.075	0.050	0.025	0.064	0.005	7.1			
F13B	8/13/2019	0.015	0.075	0.025	0.075	0.050	0.025	0.096	0.004	7.5			
F151A	2/13/2019	0.015	0.075	0.020	0.075	0.050	0.025	0.060	0.006	7.3			
F151A	8/28/2019	0.015	0.312	0.048	0.075	4.111	0.025	2.417	0.007	7.4			
F151B	2/13/2019	0.015	0.077	0.037	0.075	0.625	0.025	0.409	0.004	7.4			
F151B	8/28/2019	0.015	0.075	0.039	0.075	0.050	0.025	0.123	0.004	7.3			
F156A	2/13/2019	0.015	0.075	0.036	0.075	0.050	0.025	0.138	0.004	7.1			
F156A	6/5/2019	0.015	0.075	0.054	0.075	0.050	0.025	0.290	0.004	7.0			
F156B	2/13/2019	0.015	0.075	0.020	0.075	0.050	0.025	0.060	0.005	8.6			
F156B	6/5/2019	0.015	0.075	0.099	0.075	0.050	0.025	0.903	0.004	7.3			
F181A	1/23/2019	0.015	0.075	0.813	0.075	1.023	0.025	0.430	0.022	7.1			
F181A	5/22/2019	0.015	0.075	1.755	0.075	1.955	0.025	0.354	0.020	7.4			
F181A	9/18/2019	0.015	0.075	1.611	0.075	0.991	0.025	0.352	0.103	7.4			
F181A	10/2/2019	0.015	0.075	1.231	0.075	0.819	0.025	0.387	0.009	6.6			
F181A	12/11/2019	0.015	0.075	0.763	0.075	0.609	0.025	0.225	0.045	6.5			
F181A	12/18/2019	0.015	0.075	0.635	0.075	0.488	0.025	0.212	0.069	6.9			
F181B	5/22/2019												No Sample
F181B	9/18/2019												No sample
F181B	10/2/2019												No sample
F204A	7/10/2019	0.015	0.075	0.100	0.075	0.058	0.025	0.218	0.004	7.0			
F204B	7/10/2019	0.015	0.650	2.364	0.956	0.434	0.025	18.270	0.063	6.7			area inspected, auto body, auto detailer
F23A	4/10/2019	0.015	0.087	0.211	0.075	0.129	0.025	0.141	0.062	6.9			
F23A	7/17/2019	0.015	0.075	0.094	0.075	0.069	0.025	0.167	0.004	7.6			
F23A	10/30/2019	0.037	0.173	2.108	0.342	0.244	0.029	2.204	0.004	7.1			
F23B	4/10/2019	0.015	0.075	0.030	0.075	0.050	0.025	0.099	0.004	8.9			
F23B	10/30/2019	0.015	0.075	0.020	0.075	0.050	0.025	0.081	0.004	7.0			



**Field's Point  
Manhole Data - 2019**

Manhole #	Date	Cd	Cr	Cu	Pb	Ni	Ag	Zn	CN	pH	O & G	TTO	Other Parameters
F70C	8/21/2019												No Sample
F78A	6/26/2019	0.015	0.075	0.039	0.075	0.238	0.025	0.184	0.004	6.8			
F98A	3/13/2019	0.015	0.075	0.020	0.075	0.050	0.025	0.306	0.004	6.5			
FS02	7/10/2019	0.000	0.001	0.010	0.002	0.002	0.000	0.068	0.004	7.3			Al = 95.77 ppb As = <0.50 ppb Mo = 88.43 ppb Se = <1.0 ppb Hg = 15.3 ppt BOD = 98.25 ppm CBOD = 97.72 ppm TSS = 93 ppm NO3+NO2 = 0.123 ppm_N Total N = 24.4 ppm_N Ammonia = 14.1 ppm_N TKN = 24.3 ppm_N
FS03	3/13/2019	0.000	0.003	0.048	0.015	0.006	0.000	0.121	0.004	7.8			Al = 551.8 ppb As = 1.927 ppb Mo = 0.6605 ppb Se = <1.0 ppb Hg = 20.7 ppt BOD = 74.28 ppm CBOD = 70.72 ppm TSS = 91.0 ppm
FS03	10/30/2019												No Sample
FS04	6/19/2019	0.000	0.000	0.006	0.030	0.002	0.000	0.032	0.004	7.2			Al = 48.54 ppb As = <0.50 ppb Mo = 0.4127 ppb Se = <1.0 ppb Hg = 16.2 ppt BOD = 17.73 ppm CBOD = 17.59 ppm TSS = 31.333 ppm NO3+NO2 = 1.15 ppm_N Total N = 12.9 ppm_N Ammonia = 7.11 ppm_N TKN = 11.8 ppm_N

**Field's Point  
Manhole Data - 2019**

Manhole #	Date	Cd	Cr	Cu	Pb	Ni	Ag	Zn	CN	pH	O & G	TTO	Other Parameters
FS12	8/21/2019	0.000	0.003	0.017	0.006	0.002	0.001	0.089	0.004	7.0			Al = 391.4 ppb As = <0.5 ppb Mo = 0.7335 ppb Se = <1.0 ppb Hg = 2.88 ppt BOD = 285.07 ppm CBOD = 291.81 ppm TSS = 208 ppm NO3+NO2 = <0.100 ppm_N Total N = 49.4 ppm_N Ammonia = 30.4 ppm_N TKN = 49.4 ppm_N
FS13	2/13/2019	0.000	0.000	0.003	0.002	0.003	0.000	0.019	0.004	7.1			Al = 115.9 ppb As = <0.50 ppb Mo = <0.3 ppb Se = <1.0 ppb Hg = 6.71 ppt BOD = 47.02 ppm CBOD = 45.79 ppm TSS = 58.298 ppm NO3+NO2 = 1.56 ppm_N Total N = 4.96 ppm_N Ammonia = 2.82 ppm_N TKN = 8.5 ppm_N
FS13	8/28/2019	0.000	0.001	0.006	0.000	0.003	0.000	0.038	0.004	7.0			Al = 123.5 ppb As = 1.325 ppb Mo = 0.3085 ppb Se = <1.0 ppb Hg = 3.75 ppt BOD = 78.46 ppm TSS = 32 ppm NO3+NO2 = <0.100 ppm_N Total N = 23.1 ppm_N Ammonia = 14.5 ppm_N TKN = 23.1 ppm_N

**Field's Point  
Manhole Data - 2019**

Manhole #	Date	Cd	Cr	Cu	Pb	Ni	Ag	Zn	CN	pH	O & G	TTO	Other Parameters
FS14	2/6/2019	0.000	0.001	0.013	0.001	0.002	0.000	0.037	0.004	7.3			Al = 142.2 ppb As = <0.50 ppb Mo = 0.3038 ppb Se = <1.0 ppb Hg = 2.38 ppt BOD = 76.84 ppm CBOD = 77.28 ppm TSS = 60.5 ppm NO3+NO2 = 1.88 ppm_N Total N = 14.4 ppm_N Ammonia = 5.25 ppm_N TKN = 12.5 ppm_N
FS14	11/20/2019	0.000	0.000	0.019	0.001	0.002	0.000	0.050	0.004	7.2			Al = 80.07 ppb As = <0.5 ppb Mo = 0.4378 ppb Se = <1.0 ppb Hg = 7.73 ppt BOD = 96.48 ppm CBOD = 87.6 ppm TSS = 69 ppm NO3+NO2 = <0.100 ppm_N Total N = 38.5 ppm_N Ammonia = 25.7 ppm_N TKN = 38.5 ppm_N
FS16	6/5/2019	0.000	0.001	0.013	0.006	0.002	0.000	0.089	0.004	7.1			Al = 149.9 ppb As = <0.50 ppb Mo = 0.6865 ppb Se = <1.0 ppb Hg = 12.9 ppt BOD = 240.82 ppm CBOD = 230.89 ppm TSS = 98 ppm NO3+NO2 = <0.1 ppm_N Total N = 33.4 ppm_N Ammonia = 53.2 ppm_N TKN = 83.6 ppm_N

**Field's Point  
Manhole Data - 2019**

<b>Manhole #</b>	<b>Date</b>	<b>Cd</b>	<b>Cr</b>	<b>Cu</b>	<b>Pb</b>	<b>Ni</b>	<b>Ag</b>	<b>Zn</b>	<b>CN</b>	<b>pH</b>	<b>O &amp; G</b>	<b>TTO</b>	<b>Other Parameters</b>
FS17	3/27/2019	0.000	0.003	0.031	0.008	0.003	0.000	0.174	0.004	7.7			Al = 298.3 ppb As = <0.50 ppb Mo = 1.809 ppb Se = <1.0 ppb Hg = 18.8 ppt BOD = 364.21 ppm CBOD = 360.9 ppm TSS = 255 ppm NO3+NO2 = <0.1 ppm_N Total N = 69.5 ppm_N Ammonia = 38.6 ppm_N TKN = 69.5 ppm_N
FS18	11/26/2019	0.000	0.003	0.088	0.004	0.005	0.000	0.317	0.008	7.9			Al = 778.6 ppb As = 0.5216 ppb Mo = 2.376 ppb Se = 1.471 ppb Hg = 22.0 ppt BOD = 666.28 ppm CBOD = 609.03 ppm TSS = 960 ppm NO3+NO2 = <0.100 ppm_N Total N = 130 ppm_N Ammonia = 54.6 ppm_N TKN = 130 ppm_N
FS19	4/24/2019	0.000	0.003	0.008	0.009	0.004	0.000	0.018	0.005	8.5			Al = 63.10 ppb As = 0.5545 ppb Mo = 0.7504 ppb Se = <1.0 ppb



**Field's Point  
Manhole Data - 2019**

Manhole #	Date	Cd	Cr	Cu	Pb	Ni	Ag	Zn	CN	pH	O & G	TTO	Other Parameters
FS24	2/27/2019	0.000	0.015	0.033	0.011	0.084	0.000	0.183	0.005	8.6			Al = 609.1 ppb As = <0.50 ppb Mo = 1.154 ppb Se = <1.0 ppb Hg = 8.03 ppt BOD = 502.22 ppm CBOD = 495.05 ppm TSS = 345 ppm NO3+NO2 = 0.524 ppm_N Total N = 62.5 ppm_N Ammonia = 24.2 ppm_N TKN = 62.0 ppm_N
FS24	5/22/2019	0.000	0.001	0.019	0.009	0.002	0.000	0.119	0.004	7.7			Al = 238.6 ppb As = <0.50 ppb Mo = 1.066 ppb Se = <1.0 ppb Hg = 5.26 ppt BOD = 402.18 ppm CBOD = 404.68 ppm TSS = 266 ppm NO3+NO2 = <0.1 ppm_N Total N = 87.5 ppm_N Ammonia = 58.5 ppm_N TKN = 87.5 ppm_N
FS26	7/17/2019	0.000	0.001	0.022	0.009	0.003	0.000	0.143	0.004	7.4			Al = 249.8 ppb As = <0.50 ppb Mo = 1.126 ppb Se = <1.0 ppb Hg = 10.6 ppt BOD = 325.77 ppm CBOD = 427.37 ppm TSS = 254 ppm NO3+NO2 = <0.100 ppm_N Total N = 94 ppm_N Ammonia = 61.5 ppm_N TKN = 94.0 ppm_N

**Field's Point  
Manhole Data - 2019**

<b>Manhole #</b>	<b>Date</b>	<b>Cd</b>	<b>Cr</b>	<b>Cu</b>	<b>Pb</b>	<b>Ni</b>	<b>Ag</b>	<b>Zn</b>	<b>CN</b>	<b>pH</b>	<b>O &amp; G</b>	<b>TTO</b>	<b>Other Parameters</b>
FS31	7/24/2019	0.000	0.001	0.038	0.002	0.003	0.000	0.135	0.004	7.0			Al = 275.7 ppb As = 0.6028 ppb Mo = 0.8443 ppb Se = <1.0 ppb Hg = 15.9 ppt BOD = 295.53 ppm CBOD = 298.8 ppm TSS = 192 ppm NO3+NO2 = <0.100 ppm_N Total N = 55.5 ppm_N Ammonia = 33.5 ppm_N TKN = 55.5 ppm_N
FS37	5/8/2019	0.000	0.001	0.013	0.007	0.001	0.000	0.063	0.004	8.2			Al = 240.7 ppb As = <0.50 ppb Mo = 0.7248 ppb Se = <1.0 ppb Hg = 5.58 ppt BOD = 269.29 ppm CBOD = 230.33 ppm TSS = 134.67 ppm NO3+NO2 = <0.1 ppm_N Total N = 72.0 ppm_N Ammonia = 41.6 ppm_N TKN = 72.0 ppm_N
FS38	4/10/2019	0.000	0.001	0.001	0.001	0.003	0.000	0.013	0.004	6.8			Al = 7.194 ppb As = <0.50 ppb Mo = 0.5277 ppb Se = <1.0 ppb Hg = 4.09 ppt BOD = 8.81 ppm CBOD = 8.57 ppm TSS = 7 ppm NO3+NO2 = 3.02 ppm_N Total N = 4.83 ppm_N Ammonia = <0.1 ppm_N TKN = 1.81 ppm_N

**Field's Point  
Manhole Data - 2019**

<b>Manhole #</b>	<b>Date</b>	<b>Cd</b>	<b>Cr</b>	<b>Cu</b>	<b>Pb</b>	<b>Ni</b>	<b>Ag</b>	<b>Zn</b>	<b>CN</b>	<b>pH</b>	<b>O &amp; G</b>	<b>TTO</b>	<b>Other Parameters</b>
FS39	1/16/2019	0.000	0.001	0.018	0.004	0.002	0.000	0.034	0.004	7.1			Al = 254.2 ppb As = <0.50 ppb Mo = 0.4613 ppb Se = <1.0 ppb Hg = 15.4 ppt BOD = 57.33 ppm CBOD = 64.98 ppm TSS = 87.0 ppm NO3+NO2 = 2.55 ppm_N Total N = 14.6 ppm_N Ammonia = 3.05 ppm_N TKN = 12.1 ppm_N
FS41	7/31/2019	0.000	0.001	0.012	0.007	0.002	0.000	0.090	0.004	6.6			Al = 158.8 ppb As = 0.6774 ppb Mo = 0.9239 ppb Se = <1.0 ppb Hg = 7.63 ppt BOD = 335.16 ppm CBOD = 337.6 ppm TSS = 96 ppm NO3+NO2 = <0.100 ppm_N Total N = 88 ppm_N Ammonia = 57.2 ppm_N TKN = 88 ppm_N

**Field's Point  
Manhole Data - 2019**

<b>Manhole #</b>	<b>Date</b>	<b>Cd</b>	<b>Cr</b>	<b>Cu</b>	<b>Pb</b>	<b>Ni</b>	<b>Ag</b>	<b>Zn</b>	<b>CN</b>	<b>pH</b>	<b>O &amp; G</b>	<b>TTO</b>	<b>Other Parameters</b>
FS43	8/13/2019	0.001	0.001	0.018	0.013	0.002	0.000	0.080	0.004	7.6			Al = 272.2 ppb As = 0.6524 ppb Mo = 0.6718 ppb Se = <1.0 ppb Hg = 45.2 ppt BOD = 176.79 ppm CBOD = 197.22 ppm TSS = 57 ppm NO3+NO2 = <0.100 ppm_N Total N = 76.5 ppm_N Ammonia = 55.2 ppm_N TKN = 76.5 ppm_N

***SURVEILLANCE MANHOLE  
MONITORING DATA  
AND LEGEND***

***BUCKLIN POINT***

**Bucklin Point  
Manhole Legend**

<u>Manhole #</u>	<u>Description</u>	<u>City</u>
01	Combined influent at plant	East Providence
02	Influent BVI	East Providence
03	Influent EPI	East Providence
05A	U.S. 54 Taylor Street	East Providence
05B	D.S. 54 Taylor Street	East Providence
06A	U.S. 275 Ferris Avenue	East Providence
06B	D.S. 275 Ferris Avenue	East Providence
07A	U.S. Interplex Metals - Ferris Avenue	East Providence
07B	D.S. Interplex Metals - Ferris Avenue	East Providence
08	Narragansett Park Drive	East Providence
09	Narragansett Park Drive	East Providence
10A	U.S. 320 Narragansett Park Drive	East Providence
10B	D.S. 320 Narragansett Park Drive	East Providence
11A	U.S. 200 Massasoit Avenue	East Providence
11B	D.S. 200 Massasoit Avenue	East Providence
12A	U.S. Evans Findings Company, Inc. - Eastern Avenue	East Providence
12B	D.S. Evans Findings Company, Inc. - Eastern Avenue	East Providence
13A	US Godfrey & Wing - DS A&J Mold Dexter Street	East Providence
13B	DS Godfrey & Wing - Dexter Street Near pump Station	East Providence
13C	US A&J Mold Dexter Street	East Providence
14A	U.S. Aspen Aerogels - Center of driveway directly after the guard shack	East Providence
14B	D.S. Aspen Aerogels - Parking lot toward rear of the building near telephone pole #21-8	East Providence
15A	U.S. Gripnail - Dexter Road	East Providence
15B	D.S. Gripnail - Dexter Road	East Providence
16A	U.S. Teknicote and Eaton Mfg. and Teknicote - New Road	East Providence
16B	D.S. Teknicote and Eaton Mfg. and Teknicote - New Road	East Providence
17	D.S. 105 Dexter Road	East Providence
20	BVI at the entrance to the Landfill on Nassau Street	Pawtucket
21A	D.S. Former Slater Screen Print, Slater Dye Works - School Street	Pawtucket
21B	U.S. Former Slater Screen Print, Slater Dye Works - School Street	Pawtucket
22A	Prospect Street	Pawtucket
22B	Prospect Street	Pawtucket
23	School Street behind Boy's Club (BVI & MVI)	Pawtucket
24A	MVI at the Seekonk Syphon	Pawtucket
24B	BVI at the Seekonk Syphon	Pawtucket
25A	U.S. R&D Manufacturing - Dunnell Lane	Pawtucket
25B	D.S. R&D Manufacturing - Dunnell Lane	Pawtucket
26A	U.S. Hord Corporation - York Avenue	Pawtucket
26B	D.S. Hord Corporation - York Avenue	Pawtucket
27A	U.S. 9wHalo Textile Services - Glenwood Avenue	Pawtucket
27B	D.S. 9wHalo Textile Services - Glenwood Avenue	Pawtucket
28A	U.S. One Moshassuck Street - Zarts parking lot in corner next to river	Pawtucket
28B	D.S. Esten Ave. w/overflow from One Moshassuck St. -Zarts parking lot in field next to Moshassuck St.	Pawtucket
28C	D.S. One Moshassuck St. - Moshassuck Street	Pawtucket
29A	U.S. 245 Esten Avenue	Pawtucket
29B	D.S. 245 Esten Avenue	Pawtucket
30A	Esten Avenue at Vale Street	Pawtucket
30D	Esten Avenue at Patterson Avenue	Pawtucket
30E	Esten Avenue at Utton Avenue	Pawtucket
30B	U.S. Accent Plating - Esten Avenue	Pawtucket
30C	D.S. Accent Plating - Esten Avenue	Pawtucket
31A	U.S. Former Vitrus Inc. (881 Main) - Main Street	Pawtucket
31B	D.S. Former Vitrus Inc. (881 Main) - Warren Avenue	Pawtucket

**Bucklin Point  
Manhole Legend**

<u>Manhole #</u>	<u>Description</u>	<u>City</u>
32A	U.S. Former CHN Anodizing - Patterson Avenue	Pawtucket
32B	D.S. Former CHN Anodizing - Patterson Avenue	Pawtucket
33A	U.S. Former Bunge - Colfax Street	Pawtucket
33B	U.S. Former Bunge - Concord Street	Pawtucket
33C	D.S. Former Bunge (first manhole) - Concord Street	Pawtucket
33D	D.S. Former Bunge (second manhole) - Concord Street	Pawtucket
33E	D.S. Former Bunge manhole in EMI Pawtucket Power parking lot US Pawtucket Power	Pawtucket
33F	D.S. EMI Pawtucket Power, Bunge- Concord Street	Pawtucket
34	D.S. Providence Metallizing, Levin Plating, National Ring Traveler - San Antonio Way & Grotto	Pawtucket
36A	U.S. Former Levin Plating - Mineral Spring Avenue	Pawtucket
36B	D.S. Former Levin Plating - Mineral Spring Avenue	Pawtucket
37A	U.S. Providence Metallizing - Mineral Spring Avenue	Pawtucket
37B	D.S. Providence Metallizing - Mineral Spring Avenue	Pawtucket
37C	D.S. San ANtonio Way - Grotto Avenue	Pawtucket
38A	U.S. Summit Manufacturing & Darlene Jewelry - Pine Street	Pawtucket
38B	D.S. Summit Manufacturing & Darlene Jewelry - Pine Street	Pawtucket
39A	U.S. Summit Manufacturing - Waverly Place	Pawtucket
39B	D.S. Summit Manufacturing - Waverly Place	Pawtucket
40A	U.S. former Nulco Manufacturing - Lloyd Street	Pawtucket
40B	D.S. former Nulco Manufacturing - Lloyd Street	Pawtucket
41A	U.S. Bliss Manufacturing - Bacon Street at Moss Street	Pawtucket
41B	D.S. Bliss Manufacturing - Bacon Street at Lake Street	Pawtucket
42A	U.S. Union Wadding - Dexter Street	Pawtucket
42B	D.S. Union Wadding - Dexter Street	Pawtucket
43	D.S. 151 Exchange - Front Street	Pawtucket
44A	U.S. Truex - Nye Street	Pawtucket
44B	D.S. Truex - Nye Street	Pawtucket
45	D.S. 36 Freeman Street	Pawtucket
46A	U.S. 86 Harris Street	Pawtucket
46B	D.S. 86 Harris Street	Pawtucket
47	Narragansett Park Drive	Pawtucket
48A	Narragansett Park Drive	Pawtucket
48B	Narragansett Park Drive Bldg. 19 Parking Lot	Pawtucket
49A	U.S. Former Honeywell Sensing & Controls - Narragansett Park Drive	Pawtucket
49B	D.S. Former Honeywell Sensing & Controls - Narragansett Park Drive	Pawtucket
50A	U.S. 95 Grand Ave. - Carter Street	Pawtucket
50B	D.S. 95 Grand Ave. - Carter Street	Pawtucket
51A	U.S. 95 Grand Ave. - Carter Street	Pawtucket
51B	D.S. 95 Grand Ave. - Carter Street	Pawtucket
52A	U.S. New England Linen - Rhode Island Avenue	Pawtucket
52B	D.S. New England Linen - Rhode Island Avenue	Pawtucket
53	Moshassuck Street	Pawtucket
54A	U.S. 93 Park Place- Pine Street	Pawtucket
54B	D.S. 93 Park Place- Park Place	Pawtucket
60	Mineral Spring Street Before Lorraine	Pawtucket
61	Lorraine Street	Pawtucket
62	484 Mineral Spring	Pawtucket
63	Owen Avenue and Fairlawn Avenue	Pawtucket
64	San Antonio Way	Pawtucket
65	DS Providence Metallizing Grotto Avenue near Pole 16	Pawtucket
66A	U.S. Agar Machining	Pawtucket
66B	D.S. Agar Machining	Pawtucket
67A	U.S. WT Wilson	Pawtucket

**Bucklin Point  
Manhole Legend**

<u>Manhole #</u>	<u>Description</u>	<u>City</u>
67B	D.S. WT Wilson	Pawtucket
68A	U.S. Antaya tech. Schofield	Pawtucket
68B	D.S. Antaya Tech. Schofield	Pawtucket
70A	US harris Industries and Conrad Jarvis Mill Building - Conant street	Pawtucket
70B	Outside Harris Industries/Conrad Jarvis Mill Building	Pawtucket
70C	Outside Harris Industries/Conrad Jarvis Mill Building	Pawtucket
70D	DS Harris Industries and Conrad Jarvis Mill Building - Conant Street	Pawtucket
76B	D.S. Madison Cutting Tool - Narragansett Park Drive	Pawtucket
70A	Roosevelt Avenue	Central Falls
70B	Roosevelt Avenue	Central Falls
71	Roosevelt Avenue	Central Falls
72A	U.S. 400 Broad Street	Central Falls
72B	D.S. 400 Broad Street	Central Falls
73A	U.S. Murdock Webbing - Foundry Street	Central Falls
73B	D.S. Murdock Webbing - Foundry Street	Central Falls
74	D.S. Former Liberty Plating (6 Chace) - Chace's Place	Central Falls
75A	U.S. 1193 Broad Street - Hunt Street	Central Falls
75B	D.S. 1193 Broad Street - Hunt Street	Central Falls
90	Davies High School Pump Station (Field's Point)	Lincoln
90A	D.S. CCRI - Old Louisquisset Pike (Field's Point)	Lincoln
90B	U.S. Lincoln Park - Old Louisquisset Pike (Field's Point)	Lincoln
90C	D.S. Lincoln Park - Old Louisquisset Pike (Field's Point)	Lincoln
91	D.S. everyone in the Lincoln Industrial Parks NewEngland Way	Lincoln
92A	U.S. Tanury Industries - New England Way	Lincoln
92B	D.S. Tanury Industries U.S. Chemart Co. - New England Way	Lincoln
92C	D.S. Tanury Industries, Chemart Co. - New England Way	Lincoln
92D	U.S. 1 New England Way	Lincoln
92E	D.S. 1New England Way	Lincoln
93	Wellington Road	Lincoln
94A	U.S. 2 Carol Drive - Carol Drive	Lincoln
94B	D.S. 2 Carol Drive - Carol Drive	Lincoln
94C	U.S. 4 Carol Drive	Lincoln
94D	D.S. 4 Carol Drive	Lincoln
94E	Manhole perpendicular to Carol Drive	Lincoln
95A	U.S. Materion Technical Materials Inc. - Wellington Road	Lincoln
95B	D.S. Materion Technical Materials Inc. U.S. General Cable - Wellington Road	Lincoln
95C	D.S. General Cable, Technical Materials Inc. - Wellington Road	Lincoln
96	D.S. Organic Dye - Crownmark Drive	Lincoln
97A	U.S. 1 Albion Way - George Washington Highway	Lincoln
97B	D.S. 1 Albion Way - George Washington Highway	Lincoln
98A	Old River Road	Lincoln
98B	New River Road	Lincoln
99	George Washington Highway Pump Station	Lincoln
100	Septage Receiving Station - manhole downstream of venturi tank	Lincoln
101A	U.S. AAI/Foster Grant - George Washington Highway	Lincoln
101B	D.S. AAI/Foster Grant - George Washington Highway	Lincoln
102A	U.S. Stackbin - Powder Hill Road	Lincoln
102B	D.S. Stackbin Powder Hill Road	Lincoln
103A	U.S. Vital Diagnostics	Lincoln
103B	D.S. Vital Diagnostics	Lincoln
104	D.S. Denison Pharmaceuticals - Powder Hill Road	Lincoln
120A	U.S. 10 Industrial Road	Cumberland
120B	D.S. 10 Industrial Road	Cumberland



**Bucklin Point  
Manhole Legend**

<b><u>Manhole #</u></b>	<b><u>Description</u></b>	<b><u>City</u></b>
120C	D.S. 10 and 20 Industrial Road	Cumberland
120D	Driveway at FedEx - Industrial Road	Cumberland
121A	U.S. BVI	Cumberland
121B	D.S. BVI	Cumberland
122A	U.S. Former KIK - Martin Street	Cumberland
122B	D.S. Former KIK, U.S. Environmental Compliance Systems - Martin Street	Cumberland
122C	D.S. 30 Martin Street Mill - Martin Street	Cumberland
123	D.S. 2 Titus Street, Cumberland - Titus Street	Cumberland
124A	U.S. Cintas	Cumberland
124B	D.S. Cintas U.S. Tedor Pharma	Cumberland
124C	D.S. Tedor Pharma	Cumberland
125	D.S. Tiffany - Maple Ridge Drive	Cumberland
126	D.S. HP Services - Scenic View Drive	Cumberland
127A	U.S. PicknPull - Macondray Street	Cumberland
127B	D.S. PicknPull - Macondray Street	Cumberland

<b><u>Manhole #</u></b>	<b><u>Bucklin Point Sanitary Manholes</u></b>	<b><u>City</u></b>
S01	Highland Street	Pawtucket
S02	Sayles Avenue	Pawtucket
S03	Bridal & Suffolk Way	Lincoln
S04	Countryside Drive	Lincoln
S05	Weeden & Lockwood	East Providence
S06	Coyle Avenue	Pawtucket
S07	Overland Avenue	Pawtucket
S08	Floral Park Boulevard	Pawtucket
S09	Legion Drive	Pawtucket
S10	Ridgewood Road	Pawtucket
S11	Don Avenue	East Providence
S12	Jenks Avenue	Central Falls
S13	Erica at Bridle	Lincoln
S14	Overland at Atwood	Pawtucket
S15	Bridle at Erica	Lincoln
S16	Floral Drive at Woodhaven	Pawtucket
S17	Oregon Avenue at Byron Avenue	Pawtucket
S18	Manistee at Miles Avenue	Pawtucket
S19	Burke and Darlingdale	Pawtucket
S20	Darlingdale	Pawtucket
S21	Cameron and Norris	Pawtucket
S22	Buclin Street	Pawtucket
S23	163 West Forest Avenue	Pawtucket
S24	Gates Avenue at Benjamin Street	Pawtucket
S25	Verdon	Pawtucket
S26	85 Maderia Avenue	Central Falls

**Bucklin Point  
Manhole Data - 2019**

Manhole #	Date	Cd	Cr	Cu	Pb	Ni	Ag	Zn	CN	pH	O & G	TTO	Other Parameters
B07A	3/20/2019	0.015	0.075	0.020	0.075	0.050	0.025	0.060	0.004	7.4			
B07A	5/28/2019	0.015	0.075	0.020	0.075	0.050	0.025	0.060	0.004	6.8			
B07A	10/23/2019	0.015	0.075	0.057	0.075	0.050	0.025	0.170	0.004	6.7			
B07B	3/20/2019	0.015	0.075	0.020	0.075	0.050	0.025	0.060	0.004	7.2			
B07B	5/28/2019	0.015	0.075	0.020	0.075	0.050	0.025	0.060	0.006	7.6			
B07B	10/23/2019	0.015	0.075	0.058	0.075	0.050	0.025	0.169	0.004	6.6			
B08	7/3/2019	0.015	0.075	0.024	0.075	0.050	0.025	0.088	0.004	7.1			
B08	12/23/2019	0.015	0.075	0.032	0.075	0.050	0.025	0.171	0.004	7.6			
B102B	4/3/2019	0.015	0.075	0.037	0.075	0.050	0.025	0.136	0.005	8.2			
B102B	7/24/2019	0.015	0.075	0.027	0.075	0.050	0.025	0.097	0.004	8.4			
B104	4/3/2019	0.015	0.075	0.020	0.075	0.050	0.025	0.060	0.004	6.9			
B104	7/24/2019	0.015	0.075	0.020	0.075	0.050	0.025	0.077	0.004	5.4			
B124A	3/6/2019	0.015	0.075	0.400	0.075	0.052	0.025	0.388	0.011	9.5			
B124A	6/12/2019	0.015	0.075	0.049	0.075	0.050	0.025	0.278	0.004	7.5			
B124B	3/6/2019	0.015	0.075	0.088	0.075	0.050	0.025	0.300	0.007	8.9			
B124B	6/12/2019	0.015	0.075	0.242	0.075	0.106	0.025	1.663	0.005	7.1			
B124C	3/6/2019	0.015	0.075	0.303	0.075	0.050	0.025	0.361	0.008	9.2			
B124C	6/12/2019	0.015	0.075	0.431	0.116	0.160	0.032	2.310	0.018	6.9			
B125	3/6/2019	0.015	0.075	0.128	0.075	0.050	0.192	0.200	0.005	8.8			
B125	6/12/2019	0.015	0.075	0.086	0.075	0.050	0.042	0.088	0.004	8.2			
B126	3/6/2019	0.015	0.075	0.077	0.075	0.050	0.025	0.214	0.007	8.8			
B126	6/12/2019	0.015	0.075	0.066	0.075	0.050	0.025	0.073	0.005	8.2			
B13A	8/7/2019	0.015	0.075	0.073	0.075	0.050	0.025	0.385	0.004	8.7			
B13B	8/7/2019	0.015	0.075	0.032	0.075	0.050	0.025	0.060	0.008	7.1			
B14A	4/17/2019	0.015	0.075	0.167	0.075	0.050	0.025	2.007	0.004	7.0			
B14A	8/7/2019	0.015	0.075	0.171	0.075	0.050	0.025	0.653	0.004	6.8			
B14B	4/17/2019	0.015	0.075	0.129	0.075	0.050	0.250	0.157	0.042	9.0			
B14B	8/7/2019	0.015	0.075	1.076	0.075	0.050	0.025	0.126	0.082	8.1			
B16A	1/30/2019	0.015	0.075	0.020	0.075	0.050	0.025	0.060	0.004	8.3			
B16A	3/20/2019	0.015	0.075	0.020	0.075	0.050	0.025	0.060	0.004	7.2			
B16A	9/4/2019	0.015	0.075	0.049	0.075	0.050	0.025	0.245	0.004	6.7			
B16B	1/30/2019	0.015	0.075	0.020	0.075	0.050	0.025	0.060	0.004	7.7			
B16B	3/20/2019	0.015	0.075	0.020	0.075	0.050	0.025	0.060	0.004	7.1			
B16B	9/4/2019	0.015	0.075	0.049	0.075	0.050	0.025	0.192	0.004	6.3			
B17	8/7/2019												No Sample
B26A	2/20/2019	0.015	0.075	0.020	0.075	0.050	0.025	0.060	0.017	6.7			
B26A	5/15/2019	0.015	0.075	0.020	0.075	0.050	0.025	0.060	0.019	7.1			
B26B	2/20/2019	0.015	0.075	0.020	0.075	0.050	0.025	0.060	0.016	6.9			
B26B	5/15/2019	0.015	0.075	0.096	0.075	0.050	0.080	0.060	0.015	7.4			
B27A	1/9/2019												No Sample
B27B	2/20/2019	0.015	0.075	0.030	0.075	0.050	0.025	0.436	0.010	10.1			
B27B	5/28/2019	0.015	0.075	0.025	0.075	0.050	0.025	0.275	0.009	10.8			

**Bucklin Point  
Manhole Data - 2019**

Manhole #	Date	Cd	Cr	Cu	Pb	Ni	Ag	Zn	CN	pH	O & G	TTO	Other Parameters
B30B	2/20/2019	0.015	0.075	0.227	0.075	0.050	0.299	0.025	0.005	8.5			
B30B	5/28/2019	0.015	0.075	0.108	0.075	0.050	0.025	0.175	0.004	7.6			
B30B	10/23/2019	0.015	0.075	0.092	0.075	0.050	0.025	0.107	0.004	7.9			
B30C	2/20/2019	0.015	0.075	0.059	0.075	0.050	0.121	0.025	0.005	7.7			
B30C	5/28/2019	0.015	0.075	0.066	0.075	0.050	0.025	0.186	0.004	7.0			
B30C	10/23/2019	0.015	0.075	0.062	0.075	0.050	0.025	0.132	0.004	6.6			
B34	7/3/2019	0.015	0.075	0.062	0.075	0.050	0.025	0.162	0.004	6.5			
B34	12/23/2019	0.015	0.075	0.109	0.075	0.155	0.025	0.343	0.004	6.7			
B37A	5/1/2019	0.015	0.075	0.022	0.075	0.050	0.025	0.060	0.005	8.0			
B37B	5/1/2019	0.015	0.075	0.160	0.075	0.430	0.785	0.279	0.007	9.9			precision polishing washwater / prov metallizing
B41A	1/30/2019	0.015	0.075	0.145	0.075	0.050	0.025	0.194	0.005	8.2			
B41A	5/15/2019	0.015	0.075	0.093	0.075	0.050	0.025	0.064	0.004	8.4			
B41A	10/23/2019	0.015	0.075	0.117	0.075	0.050	0.025	0.214	0.004	7.7			
B41B	1/30/2019	0.015	0.075	0.069	0.075	0.050	0.025	0.130	0.094	9.6			
B41B	5/15/2019	0.015	0.075	0.046	0.075	0.050	0.025	0.068	0.102	7.2			
B41B	10/23/2019	0.015	0.075	0.075	0.075	0.050	0.025	0.155	0.462	7.0			
B44A	1/30/2019	0.015	0.075	0.093	0.075	0.050	0.025	0.162	0.004	8.2			
B44A	5/15/2019	0.015	0.075	0.080	0.075	0.050	0.025	0.156	0.004	7.4			
B44B	1/30/2019	0.015	0.075	0.197	0.075	0.050	0.025	0.447	0.006	8.3			
B44B	5/15/2019	0.015	0.075	0.193	0.075	0.050	0.025	0.374	0.004	8.6			
B47	7/3/2019	0.015	0.075	0.167	0.075	0.050	0.025	0.207	0.004	7.1			
B47	12/23/2019	0.015	0.075	0.116	0.075	0.050	0.025	0.279	0.004	7.7			
B52A	4/17/2019	0.015	0.075	0.039	0.075	0.050	0.025	0.073	0.004	7.7			
B52A	9/4/2019	0.015	0.075	0.072	0.075	0.050	0.025	0.176	0.004	7.3			
B52B	4/17/2019	0.015	0.075	0.083	0.075	0.050	0.025	0.211	0.005	6.8			
B52B	9/4/2019	0.015	0.075	0.064	0.075	0.050	0.025	0.153	0.004	6.8			
B73A	3/20/2019	0.015	0.075	0.060	0.075	0.050	0.025	0.091	0.005	7.8			
B73A	9/4/2019												No Sample
B73B	3/20/2019	0.015	0.075	0.114	0.075	0.050	0.025	0.182	0.005	7.5			
B73B	9/4/2019	0.015	0.075	0.146	0.075	0.050	0.025	0.297	0.004	7.2			
B82B	7/3/2019	0.015	0.075	0.909	0.075	1.119	0.029	0.060	0.025	7.3			
B91	7/3/2019	0.015	0.075	0.332	0.075	0.473	0.025	0.061	0.008	7.2			
B91	12/23/2019	0.015	0.075	0.310	0.075	0.248	0.092	0.092	0.067	6.8			
B92A	1/9/2019	0.015	0.075	0.020	0.075	0.050	0.025	0.060	0.004	8.0			
B92A	5/1/2019	0.015	0.075	0.020	0.075	0.050	0.025	0.060		8.0			
B92A	7/3/2019	0.015	0.075	0.038	0.075	0.050	0.025	0.060	0.004	7.1			
B92A	11/26/2019	0.015	0.075	0.064	0.075	0.050	0.126	0.025	0.004	8.4			
B92A	12/23/2019	0.015	0.075	0.025	0.075	0.050	0.025	0.067	0.004	8.2			
B92B	1/9/2019	0.015	0.342	2.500	0.075	2.451	0.086	0.159	0.031	7.4			
B92B	5/1/2019	0.015	0.204	0.665	0.075	0.871	0.032	0.060	0.017	9.4			
B92B	11/26/2019	0.015	0.208	2.641	0.075	1.802	0.323	0.094	0.314	1.1			

**Bucklin Point  
Manhole Data - 2019**

Manhole #	Date	Cd	Cr	Cu	Pb	Ni	Ag	Zn	CN	pH	O & G	TTO	Other Parameters
B92B	12/23/2019	0.015	0.153	1.249	0.075	0.874	0.064	0.542	1.070	9.2			
B92C	1/9/2019	0.015	0.080	0.353	0.075	0.312	0.029	0.080	0.024	7.6			
B92C	5/1/2019	0.015	0.075	0.090	0.075	0.149	0.025	0.060	0.007	7.9			
B92C	7/3/2019	0.015	0.075	0.262	0.075	0.383	0.025	0.060	0.004	6.9			
B92C	11/26/2019	0.015	0.101	1.026	0.075	0.903	0.136	0.112	0.480	7.4			
B92C	12/24/2019	0.015	0.075	0.351	0.075	0.280	0.141	0.081	0.124	6.9			
B95A	1/9/2019	0.015	0.075	0.092	0.075	0.064	0.075	0.070	0.015	7.5			
B95A	7/24/2019	0.015	0.075	0.022	0.075	0.050	0.025	0.081	0.004	6.9			
B95A	11/26/2019	0.015	0.075	0.020	0.075	0.050	0.132	0.025	0.004	7.2			
B95B	1/9/2019	0.015	0.075	0.020	0.075	0.050	0.025	0.060	0.005	7.7			
B95B	4/3/2019	0.015	0.075	0.058	0.075	0.050	0.025	0.101	0.005	6.8			
B95B	7/24/2019	0.015	0.075	0.046	0.075	0.050	0.031	0.066	0.006	7.0			
B95B	11/26/2019	0.015	0.075	0.023	0.075	0.266	0.134	0.025	0.004	7.5			
B95C	1/9/2019	0.015	0.075	0.021	0.075	0.050	0.025	0.060	0.005	7.7			
B95C	4/3/2019	0.015	0.075	0.051	0.075	0.050	0.025	0.062	0.004	6.3			
B95C	7/24/2019	0.015	0.075	0.037	0.075	0.050	0.046	0.089	0.004	7.2			
B95C	11/26/2019	0.015	0.075	0.020	0.075	0.268	0.120	0.025	0.004	7.3			
B96	5/1/2019	0.015	0.075	0.020	0.075	0.050	0.025	0.060	0.004	8.5			
B96	6/12/2019	0.015	0.075	0.020	0.075	0.050	0.025	0.060	0.004	8.2			
B96	7/24/2019	0.015	0.075	0.020	0.075	0.050	0.025	0.073	0.004	7.2			
BS02	9/4/2019	0.000	0.001	0.072	0.006	0.002	0.001	0.115	0.004	8.3			Al = 92.51 ppb As = <0.5 Mo = 1.149 ppb Se = <1.00 ppb Hg = 30.5 ppt BOD = 490.16 ppm CBOD = 528.77 ppm TSS = 1365 ppm Nitrate+Nitrite = <0.1 ppm_N Total Nitrogen = 74.5 ppm_N Ammonia = 29.1 ppm_N TKN = 574.5 ppm_N

**Bucklin Point  
Manhole Data - 2019**

<b>Manhole #</b>	<b>Date</b>	<b>Cd</b>	<b>Cr</b>	<b>Cu</b>	<b>Pb</b>	<b>Ni</b>	<b>Ag</b>	<b>Zn</b>	<b>CN</b>	<b>pH</b>	<b>O &amp; G</b>	<b>TTO</b>	<b>Other Parameters</b>
BS03	1/9/2019	0.000	0.001	0.003	0.000	0.001	0.000	0.018	0.004	6.4			Al = 23.56 ppb As = <0.500 Mo = <0.30 Se = <1.00 ppb Hg = 6.38 ppt BOD = 22.01 ppm CBOD = 25.3 ppm TSS = 39.00 ppm Nitrate+Nitrite = 1.61 ppm_N Total Nitrogen = 9.50 ppm_N Ammonia = 3.88 ppm_N TKN = 7.89 ppm_N
BS05	3/20/2019	0.000	0.000	0.006	0.000	0.002	0.000	0.041	0.007	7.7			Al = 86.54 ppb As = <0.500 Mo = <0.3 ppb Se = <1.00 ppb Hg = 10.9 ppt BOD = 72.23 ppm CBOD = 67.25 ppm TSS = 79.333 ppm Nitrate+Nitrite = 3.30 ppm_N Total Nitrogen = 22.6 ppm_N Ammonia = 12.0 ppm_N TKN = 19.3 ppm_N
BS08	5/15/2019	0.000	0.001	0.052	0.003	0.003	0.000	0.143	0.004	7.8			Al = 255.9 ppb As = <0.500 Mo = 0.8336 ppb Se = <1.00 ppb Hg = 3.92 ppt BOD = 246.5 ppm TSS = 138 ppm Nitrate+Nitrite = <0.1 ppm_N Total Nitrogen = 94.5 ppm_N Ammonia = 61 ppm_N TKN = 94.5 ppm_N

**Bucklin Point  
Manhole Data - 2019**

<b>Manhole #</b>	<b>Date</b>	<b>Cd</b>	<b>Cr</b>	<b>Cu</b>	<b>Pb</b>	<b>Ni</b>	<b>Ag</b>	<b>Zn</b>	<b>CN</b>	<b>pH</b>	<b>O &amp; G</b>	<b>TTO</b>	<b>Other Parameters</b>
BS09	3/6/2019	0.000	0.002	0.019	0.001	0.002	0.000	0.139	0.004	7.2			Al = 295.1 ppb As = <0.500 Mo = <1.071 ppb Se = <1.00 ppb Hg = 10.9 ppt BOD = 439.27 ppm CBOD = 529.73 ppm TSS = 454 ppm Nitrate+Nitrite = 1.14 ppm_N Total Nitrogen = 36.3 ppm_N Ammonia = 13.3 ppm_N TKN = 35.2 ppm_N
BS10	1/30/2019	0.000	0.014	0.014	0.011	0.001	0.000	0.028	0.004	7.4			Al = 76.19 ppb As = <0.500 Mo = <0.300 Se = <1.00 ppb Hg = 3.71 ppt BOD = 45.01 ppm CBOD = 43.18 ppm TSS = 14.4 ppm Nitrate+Nitrite = 3.27 ppm_N Total Nitrogen = 20.3 ppm_N Ammonia = 9.60 ppm_N TKN = 17.0 ppm_N
BS13	4/3/2019	0.000	0.005	0.039	0.000	0.009	0.000	0.074	0.004	7.9			Al = 296.2 ppb As = <2.0 ppb Mo = <1.2 ppb Se = <4.00 ppb CBOD = 526.85 ppm
BS14	6/12/2019	0.000	0.000	0.001	0.001	0.001	0.000	0.020	0.004	7.6			Al = 43.91 ppb As = <0.500 Mo = <0.3ppb Se = <1.00 ppb Hg = 2.68 ppt BOD = <2.0 ppm CBOD = <2.0 ppm TSS = 6.6 ppm Nitrate+Nitrite = 2.43 ppm_N Total Nitrogen = 3.21 ppm_N Ammonia = 0.604 ppm_N TKN = 0.784 ppm_N

**Bucklin Point  
Manhole Data - 2019**

<b>Manhole #</b>	<b>Date</b>	<b>Cd</b>	<b>Cr</b>	<b>Cu</b>	<b>Pb</b>	<b>Ni</b>	<b>Ag</b>	<b>Zn</b>	<b>CN</b>	<b>pH</b>	<b>O &amp; G</b>	<b>TTO</b>	<b>Other Parameters</b>
BS17	2/20/2019	0.000	0.001	0.014	0.002	0.002	0.000	0.040	0.004	7.0			Al = 160.2 ppb As = <0.500 Mo = 0.3089 Se = <1.00 ppb Hg = 27.2 ppt BOD = 73.36 ppm CBOD = 86.22 ppm TSS = 53.00 ppm Nitrate+Nitrite = 3.01 ppm_N Total Nitrogen = 15.9 ppm_N Ammonia = 6.32 ppm_N TKN = 12.9 ppm_N
BS18	10/23/2019	0.000	0.004	0.068	0.008	0.008	0.000	0.399	0.004	6.2			Al = 1863 ppb As = 0.7758 Mo = 2.146 ppb Se = <1.00 ppb Hg = 25.9 ppt TSS = 692 ppm Nitrate+Nitrite = <0.1 ppm_N Total Nitrogen = 105 ppm_N Ammonia = 57.4 ppm_N TKN = 105 ppm_N
BS21	8/7/2019	0.000	0.001	0.043	0.004	0.003	0.000	0.093	0.004	7.0			Al = 252.8 ppb As = 0.5904 Mo = 0.7419 ppb Se = <1.00 ppb Hg = 31.7 ppt BOD = 235.55 ppm CBOD = 241.44 ppm TSS = 128 ppm Nitrate+Nitrite = <0.1 ppm_N Total Nitrogen = 50.0 ppm_N Ammonia = 31.4 ppm_N TKN = 50.0 ppm_N



**Bucklin Point  
Manhole Data - 2019**

<b>Manhole #</b>	<b>Date</b>	<b>Cd</b>	<b>Cr</b>	<b>Cu</b>	<b>Pb</b>	<b>Ni</b>	<b>Ag</b>	<b>Zn</b>	<b>CN</b>	<b>pH</b>	<b>O &amp; G</b>	<b>TTO</b>	<b>Other Parameters</b>
BS23	5/1/2019	0.000	0.000	0.022	0.007	0.001	0.000	0.041	0.004	8.5			Al = 61.47 ppb As = <0.500 Mo = 0.3464 ppb Se = <1.00 ppb Hg = 15.5 ppt BOD = 92.95 ppm CBOD = 76.89 ppm TSS = 60.0 ppm Nitrate+Nitrite = <0.1 ppm_N Total Nitrogen = 24.3 ppm_N Ammonia = 15.7 ppm_N TKN = 94.5 ppm_N
BS24	4/17/2019	0.000	0.001	0.085	0.001	0.003	0.000	0.048	0.004	7.7			Al = 155.4 ppb As = <0.500 Mo = 0.3489 ppb Se = <1.00 ppb Hg = 13.1 ppt BOD = 133.67 ppm CBOD = 128.71 ppm TSS = 127 ppm Nitrate+Nitrite = <0.1 ppm_N Total Nitrogen = 31.0 ppm_N Ammonia = 15.1 ppm_N TKN = 31.0 ppm_N
BS26	5/28/2019	0.000	0.006	0.099	0.007	0.005	0.000	0.510	0.004	8.4			Al = 893.5 ppb As = 0.8195 ppb Mo = 0.7592 ppb Se = <1.00 ppb

***ATTACHMENT VOLUME II***

***SECTION 8***

***SUMMARY OF NOTICE OF  
VIOLATION LETTERS ISSUED***

***SUMMARY OF NOTICE OF  
VIOLATION LETTERS ISSUED***

***FIELD'S POINT***





















































***SUMMARY OF NOTICE OF  
VIOLATION LETTERS ISSUED***

***BUCKLIN POINT***























***ATTACHMENT VOLUME II***

***SECTION 9***

***USER LATE REPORTS AND  
REQUIREMENTS***

***USER LATE REPORTS***

***FIELD'S POINT***

User Late Reports  
Field's Point - 2019

Company	Report Type	Sample Location	Month/Year Satisfied	Sample type	Sample Date	Due Date	Received Date	Days Late
221 Academy Ave. Meat, Inc.	Sample	#1	JUL-2019	Grab	07/28/2019	08/30/2019	09/18/2019	19
AAMCO Transmission	Zero Discharge Certification	NA	DEC-2018	NA	NA	01/30/2019	02/11/2019	12
AAMCO Transmission	Zero Discharge Certification	NA	JUN-2019	NA	NA	07/30/2019	08/07/2019	8
AAMCO Transmission	Sample	#1	JUN-2019	Grab	08/05/2019	07/30/2019	08/07/2019	8
Advanced Dental Care	Dental BMP Certification	NA	NOV-2019	NA	NA	12/30/2019	01/13/2020	14
Advanced Dental Care	Sample	#1	NOV-2019	Grab	11/01/2019	12/30/2019	01/13/2020	14
Al-Jac Produce	Sample	#1	APR-2019	Grab	06/13/2019	05/30/2019	06/24/2019	25
Al-Jac Produce	Sample	#1	JAN-2019	Grab	03/20/2019	03/02/2019	03/29/2019	27
Al-Jac Produce	Sample	#1	OCT-2019	Grab	11/06/2019	11/30/2019	12/09/2019	9
Alloy Holdings, LLC	Sample	#1	APR-2019	Composite	06/06/2019	05/30/2019	06/13/2019	14
Alloy Holdings, LLC	Sample	#2	APR-2019	Composite	06/06/2019	05/30/2019	06/13/2019	14
Alviti Link-All, Inc.	Zero Discharge Certification	NA	JAN-2019	NA	NA	03/02/2019	03/08/2019	6
Alviti Link-All, Inc.	Zero Discharge Certification	NA	JUL-2019	NA	NA	08/30/2019	09/09/2019	10
Alviti Link-All, Inc.	Sample	#1	JAN-2019	Grab	01/01/2019	03/02/2019	03/08/2019	6
Alviti Link-All, Inc.	Sample	#1	JUL-2019	Grab	07/01/2019	08/30/2019	09/09/2019	10
Anthony Paolucci Family Dentists	Dental BMP Certification	NA	OCT-2019	NA	NA	11/30/2019	12/10/2019	10
Anthony Paolucci Family Dentists	Sample	#1	OCT-2019	Composite	12/09/2019	11/30/2019	12/10/2019	10
Armando and Sons # 2 Inc.	Sample	#1	JUN-2019	Grab	07/12/2019	07/30/2019	08/07/2019	8
ASP & Training Inc.	Sample	#1	MAY-2019	Grab	08/20/2019	06/30/2019	09/25/2019	87
Aspen Dental	Dental BMP Certification	NA	DEC-2018	NA	NA	01/30/2019	02/04/2019	5
Aspen Dental	Sample	#1	DEC-2019	Grab	12/01/2019	01/30/2020	02/06/2020	7
Atwill-Conroy Providence, LLC	Dental BMP Certification	NA	APR-2019	NA	NA	05/30/2019	06/12/2019	13
Atwood Car Wash	Sample	#1	OCT-2019	Grab	11/06/2019	11/30/2019	12/12/2019	12
Avalon Bay - Center Place	Sample	#1	APR-2019	Grab	06/07/2019	05/30/2019	07/15/2019	46
Avalon Bay - Center Place	Sample	#1	OCT-2019	Grab	01/23/2020	11/30/2019	02/06/2020	68
Baffoni's Poultry Farm	Sample	#1	APR-2019	Grab	08/16/2019	05/30/2019	09/09/2019	102
Baffoni's Poultry Farm	Sample	#1	OCT-2019	Grab	12/05/2019	11/30/2019	01/06/2020	37
Bagel Express	Sample	#1	JAN-2019	Grab	09/04/2019	03/02/2019	10/08/2019	220
Ballard Mack Sales and Service of RI	Sample	#1	MAR-2019	Grab	03/19/2019	04/30/2019	05/08/2019	8
Bella's Jewelry	Zero Discharge Certification	NA	DEC-2018	NA	NA	01/30/2019	02/15/2019	16
Bella's Jewelry	Zero Discharge Certification	NA	JUN-2019	NA	NA	07/30/2019	09/09/2019	41
Bella's Jewelry	Sample	#1	JUN-2019	Grab	08/01/2019	07/30/2019	09/16/2019	48
Benefit Dental Care, LLC	Dental BMP Certification	NA	MAR-2019	NA	NA	04/30/2019	05/10/2019	10
Bj's Wholesale Club	Sample	#1	MAR-2019	Grab	03/20/2019	04/30/2019	05/06/2019	6



User Late Reports  
Field's Point - 2019

Company	Report Type	Sample Location	Month/Year Satisfied	Sample type	Sample Date	Due Date	Received Date	Days Late
Bj's Wholesale Club	Sample	#1	SEP-2019	Grab	09/02/2019	10/30/2019	12/02/2019	33
Bj's Wholesale Club	Sample	#2	DEC-2019	Grab	12/19/2019	01/30/2020	02/18/2020	19
Bj's Wholesale Club	Sample	#2	MAR-2019	Grab	03/20/2019	04/30/2019	05/06/2019	6
Bj's Wholesale Club	Sample	#2	SEP-2019	Grab	09/05/2019	10/30/2019	11/12/2019	13
Borrelli's Bakery	Sample	#1	APR-2019	Grab	06/18/2019	05/30/2019	08/01/2019	63
Bread Boss LLC	Sample	#1	APR-2019	Grab	08/01/2019	05/30/2019	08/01/2019	63
Bread Unlimited, LLC	Sample	#1	MAY-2019	Grab	07/17/2019	06/30/2019	09/11/2019	73
Bread Unlimited, LLC	Sample	#1	NOV-2019	Grab	02/04/2020	12/30/2019	02/12/2020	44
Brittany Motors	Sample	#1	AUG-2019	Grab	08/28/2019	09/30/2019	10/08/2019	8
Brittany Motors	Sample	#1	FEB-2019	Grab	04/09/2019	03/30/2019	05/02/2019	33
Brown University-Remediation Project	Sample	#1	AUG-2019	Composite	09/03/2019	09/30/2019	10/07/2019	7
Burton Family Dental	Dental BMP Certification	NA	APR-2019	NA	NA	05/30/2019	06/04/2019	5
Burton Family Dental	Sample	#1	APR-2019	Grab	05/31/2019	05/30/2019	05/31/2019	1
Butler Hospital	Sample	#2	APR-2019	Grab	05/24/2019	05/30/2019	06/06/2019	7
Cal's Corner Restaurant	Sample	#1	MAY-2019	Grab	06/17/2019	06/30/2019	07/11/2019	11
Capitol Hill Dental	Dental BMP Certification	NA	DEC-2018	NA	NA	01/30/2019	02/22/2019	23
Cardi Corporation	Sample	#1	JUN-2019	Composite	06/01/2019	07/30/2019	07/31/2019	1
Centro America Dtribuidora Supermarket	Sample	#1	JAN-2019	Grab	02/20/2019	03/02/2019	03/07/2019	5
Centro America Dtribuidora Supermarket	Sample	#1	JUL-2019	Grab	08/20/2019	08/30/2019	09/03/2019	4
Certified Disaster Restoration	pH	#1	APR-2019	NA	NA	05/30/2019	06/13/2019	14
Certified Disaster Restoration	pH	#1	AUG-2019	NA	NA	09/30/2019	10/15/2019	15
Certified Disaster Restoration	pH	#1	JAN-2019	NA	NA	03/02/2019	03/25/2019	23
Certified Disaster Restoration	pH	#1	JUN-2019	NA	NA	07/30/2019	08/19/2019	20
Certified Disaster Restoration	pH	#1	MAR-2019	NA	NA	04/30/2019	05/16/2019	16
Certified Disaster Restoration	pH	#1	MAY-2019	NA	NA	06/30/2019	08/19/2019	50
Certified Disaster Restoration	pH	#1	NOV-2019	NA	NA	12/30/2019	01/21/2020	22
Certified Disaster Restoration	pH	#1	OCT-2019	NA	NA	11/30/2019	01/21/2020	52
Christina D. Dicomés DMD	Dental BMP Certification	NA	OCT-2019	NA	NA	11/30/2019	12/12/2019	12
Cibao Supermarket	Sample	#1	APR-2019	Grab	06/14/2019	05/30/2019	07/29/2019	60
Cityline Dental	Dental BMP Certification	NA	DEC-2018	NA	NA	01/30/2019	02/14/2019	15
Cityline Dental	Sample	#1	DEC-2019	Grab	12/01/2019	01/30/2020	02/13/2020	14
Comfort Dental	Dental BMP Certification	NA	APR-2019	NA	NA	05/30/2019	06/13/2019	14
Comfort Dental	Sample	#1	APR-2019	Composite	06/11/2019	05/30/2019	06/13/2019	14
Complete Cleaning Systems Inc.	pH	#1	JAN-2019	NA	NA	03/02/2019	03/08/2019	6

User Late Reports  
Field's Point - 2019

Company	Report Type	Sample Location	Month/Year Satisfied	Sample type	Sample Date	Due Date	Received Date	Days Late
Complete Cleaning Systems Inc.	pH	#1	JUL-2019	NA	NA	08/30/2019	09/16/2019	17
Complete Cleaning Systems Inc.	pH	#2	JAN-2019	NA	NA	03/02/2019	03/08/2019	6
Complete Cleaning Systems Inc.	pH	#2	JUL-2019	NA	NA	08/30/2019	09/16/2019	17
Crespo Market LLC	Sample	#1	MAY-2019	Grab	08/27/2019	06/30/2019	09/23/2019	85
Crespo Market LLC	Sample	#1	NOV-2019	Grab	02/13/2020	12/30/2019	02/13/2020	45
Crisloid, LLC	Sample	#1	APR-2019	Grab	04/22/2019	05/30/2019	06/03/2019	4
Crisloid, LLC	Sample	#1	JAN-2019	Grab	01/25/2019	03/02/2019	03/12/2019	10
Crisloid, LLC	Sample	#1	JUL-2019	Grab	06/25/2019	08/30/2019	09/17/2019	18
Crisloid, LLC	Sample	#1	OCT-2019	Grab	10/30/2019	11/30/2019	12/11/2019	11
D & D Chrome Plating	Zero Discharge Certification	NA	JUL-2019	NA	NA	08/30/2019	09/13/2019	14
D & D Chrome Plating	Zero Discharge Certification	NA	JUN-2019	NA	NA	07/30/2019	08/05/2019	6
D & D Chrome Plating	Zero Discharge Certification	NA	MAR-2019	NA	NA	04/30/2019	05/01/2019	1
D & D Chrome Plating	Zero Discharge Certification	NA	NOV-2019	NA	NA	12/30/2019	01/13/2020	14
D & D Chrome Plating	Zero Discharge Certification	NA	OCT-2019	NA	NA	11/30/2019	12/05/2019	5
DAPP Enterprises LLC	Sample	#1	JAN-2019	Grab	05/29/2019	03/02/2019	05/29/2019	88
David I. Konicov, D.D.S.	Dental BMP Certification	NA	MAR-2019	NA	NA	04/30/2019	05/08/2019	8
David I. Konicov, D.D.S.	Sample	#1	MAR-2019	Grab	05/01/2019	04/30/2019	05/08/2019	8
Dental Associates of RI	Dental BMP Certification	NA	AUG-2019	NA	NA	09/30/2019	10/09/2019	9
Dental Associates of RI	Sample	#2	AUG-2019	Composite	10/09/2019	09/30/2019	10/09/2019	9
Department of Administration	Sample	#1	JUL-2019	Grab	10/02/2019	08/30/2019	10/21/2019	52
DiFruscia Industries, Inc.	pH	#1	DEC-2019	NA	NA	01/30/2020	02/07/2020	8
DiFruscia Industries, Inc.	Sample	#1	DEC-2019	Composite	12/23/2019	01/30/2020	02/07/2020	8
DiFruscia Industries, Inc.	Sample	#2	DEC-2019	Composite	12/23/2019	01/30/2020	02/07/2020	8
Dolce E Pane	Sample	#1	APR-2019	Grab	08/08/2019	05/30/2019	08/27/2019	89
Dolce E Pane	Sample	#1	OCT-2019	Grab	01/09/2020	11/30/2019	01/22/2020	53
E&M Enterprises, Ltd.	pH	#1	AUG-2019	NA	NA	09/30/2019	10/02/2019	2
E&M Enterprises, Ltd.	pH	#1	FEB-2019	NA	NA	03/30/2019	04/08/2019	9
E&M Enterprises, Ltd.	pH	#1	JUL-2019	NA	NA	08/30/2019	09/13/2019	14
E&M Enterprises, Ltd.	pH	#1	JUN-2019	NA	NA	07/30/2019	08/13/2019	14
E&M Enterprises, Ltd.	Sample	#2	AUG-2019	Grab	08/01/2019	09/30/2019	10/08/2019	8
East Coast Screen Printing	Sample	#1	APR-2019	Grab	06/10/2019	05/30/2019	06/27/2019	28
East Coast Screen Printing	Sample	#1	OCT-2019	Composite	12/17/2019	11/30/2019	01/24/2020	55
East Side Endodontics	Dental BMP Certification	NA	DEC-2018	NA	NA	01/30/2019	02/05/2019	6
Eastern Screw Company	pH	#1	FEB-2019	NA	NA	03/30/2019	04/10/2019	11

User Late Reports  
Field's Point - 2019

Company	Report Type	Sample Location	Month/Year Satisfied	Sample type	Sample Date	Due Date	Received Date	Days Late
Eastern Screw Company	pH	#1	SEP-2019	NA	NA	10/30/2019	11/08/2019	9
Eastside Providence, LLC	Sample	#1	MAR-2019	Grab	06/07/2019	04/30/2019	07/29/2019	90
Eastside Providence, LLC	Sample	#2	MAR-2019	Grab	06/07/2019	04/30/2019	07/29/2019	90
Eastside Providence, LLC	Sample	#3	MAR-2019	Grab	06/07/2019	04/30/2019	07/29/2019	90
Eastside Providence, LLC	Sample	#4	MAR-2019	Grab	06/07/2019	04/30/2019	07/29/2019	90
El Quiche Bakery Store, Inc.	Sample	#1	APR-2019	Grab	06/28/2019	05/30/2019	07/17/2019	48
El Quiche Bakery Store, Inc.	Sample	#1	OCT-2019	Grab	11/21/2019	11/30/2019	12/18/2019	18
F. Saia Restaurants, Inc. LLC	Sample	#1	JAN-2019	Grab	03/26/2019	03/02/2019	04/10/2019	39
F. Saia Restaurants, Inc. LLC	Sample	#1	JUL-2019	Grab	08/19/2019	08/30/2019	09/12/2019	13
FedEx Ground Package System, Inc.	Sample	#1	APR-2019	Grab	04/18/2019	05/30/2019	06/10/2019	11
FedEx Ground Package System, Inc.	Sample	#1	OCT-2019	Grab	10/17/2019	11/30/2019	12/18/2019	18
FedEx Ground Package System, Inc.	Sample	#2	APR-2019	Grab	04/18/2019	05/30/2019	06/10/2019	11
FedEx Ground Package System, Inc.	Sample	#2	OCT-2019	Grab	10/17/2019	11/30/2019	12/18/2019	18
Fed-Rick Veal Company	Sample	#1	APR-2019	Grab	11/14/2019	05/30/2019	11/27/2019	181
Food Corp	Sample	#1	JAN-2019	Grab	03/13/2019	03/02/2019	04/10/2019	39
Food Corp	Sample	#2	JAN-2019	Grab	03/13/2019	03/02/2019	04/10/2019	39
Genesis Marketing Group - Warren Avenue	Zero Discharge Certification	NA	JUN-2019	NA	NA	07/30/2019	08/08/2019	9
Gothic Pewter LLC	Zero Discharge Certification	NA	OCT-2019	NA	NA	11/30/2019	12/03/2019	3
Greystone Auto Center	Sample	#1	JUL-2019	Grab	09/09/2019	08/30/2019	10/02/2019	33
H&S Management, LLC	Sample	#1	MAR-2019	Grab	03/14/2019	04/30/2019	07/17/2019	78
Hillview Auto Body	Sample	#1	APR-2019	Grab	04/16/2019	05/30/2019	06/06/2019	7
Hungry Ghost Press	Sample	#1	OCT-2019	Grab	01/15/2020	11/30/2019	01/22/2020	53
Hurd Auto Mall LLC	Sample	#1	JAN-2019	Grab	04/04/2019	03/02/2019	05/01/2019	60
Hurd Auto Mall LLC	Sample	#1	JUL-2019	Grab	09/12/2019	08/30/2019	09/26/2019	27
I. Broomfield & Son, Inc.	Zero Discharge Certification	NA	APR-2019	NA	NA	05/30/2019	06/04/2019	5
I. Broomfield & Son, Inc.	Zero Discharge Certification	NA	DEC-2018	NA	NA	01/30/2019	02/05/2019	6
I. Broomfield & Son, Inc.	Zero Discharge Certification	NA	JUN-2019	NA	NA	07/30/2019	08/05/2019	6
I. Broomfield & Son, Inc.	Zero Discharge Certification	NA	NOV-2019	NA	NA	12/30/2019	01/06/2020	7
Ideal Plating & Polishing Co., Inc.	pH	#1	AUG-2019	NA	NA	09/30/2019	10/01/2019	1
Ideal Plating & Polishing Co., Inc.	pH	#1	DEC-2019	NA	NA	01/30/2020	02/07/2020	8
Ideal Plating & Polishing Co., Inc.	pH	#1	FEB-2019	NA	NA	03/30/2019	04/05/2019	6
Ideal Plating & Polishing Co., Inc.	pH	#1	JUN-2019	NA	NA	07/30/2019	08/02/2019	3
Ideal Plating & Polishing Co., Inc.	pH	#1	MAR-2019	NA	NA	04/30/2019	05/06/2019	6
Ideal Plating & Polishing Co., Inc.	pH	#1	SEP-2019	NA	NA	10/30/2019	11/14/2019	15

User Late Reports  
Field's Point - 2019

Company	Report Type	Sample Location	Month/Year Satisfied	Sample type	Sample Date	Due Date	Received Date	Days Late
Imperial Tile & Marble Works Inc.	Sample	#1	APR-2019	Grab	06/10/2019	05/30/2019	06/20/2019	21
Imperial Tile & Marble Works Inc.	Sample	#1	JAN-2019	Grab	03/11/2019	03/02/2019	03/22/2019	20
Imperial Tile & Marble Works Inc.	Sample	#1	JUL-2019	Grab	09/10/2019	08/30/2019	09/23/2019	24
Imperial Tile & Marble Works Inc.	Sample	#1	OCT-2019	Grab	12/12/2019	11/30/2019	12/30/2019	30
Induplate LLC	pH	#1	MAY-2019	NA	NA	06/30/2019	07/01/2019	1
Induplate LLC	Sample	#1	MAY-2019	Composite	05/20/2019	06/30/2019	07/01/2019	1
Induplate LLC	Sample	#2	MAY-2019	Grab	05/20/2019	06/30/2019	07/01/2019	1
International Chromium Plating Company, Inc.	Sample	#2	OCT-2019	Composite	10/01/2019	11/30/2019	01/15/2020	46
International Etching, Inc.	pH	#1	NOV-2019	NA	NA	12/30/2019	01/08/2020	9
International Etching, Inc.	pH	#1	SEP-2019	NA	NA	10/30/2019	11/14/2019	15
International Insignia Corporation	Sample	#2	DEC-2019	Grab	12/03/2019	01/30/2020	02/07/2020	8
Izzi Orthodontics	Sample	#1	APR-2019	Grab	05/22/2019	05/30/2019	06/03/2019	4
Izzi Orthodontics	Sample	#1	OCT-2019	Grab	11/27/2019	11/30/2019	12/16/2019	16
Jacob Werba, DDS	Zero Discharge Certification	NA	APR-2019	NA	NA	05/30/2019	07/12/2019	43
Jacob Werba, DDS	Sample	#2	APR-2019	Grab	04/01/2019	05/30/2019	07/12/2019	43
Jeanette's Bakery	Sample	#1	APR-2019	Grab	04/30/2019	05/30/2019	06/13/2019	14
Jeanette's Bakery	Sample	#1	OCT-2019	Grab	10/08/2019	11/30/2019	01/15/2020	46
John T. A. Romano DDS, Inc.	Dental BMP Certification	NA	SEP-2019	NA	NA	10/30/2019	11/14/2019	15
JPL Enterprises, LLC	Sample	#1	APR-2019	Grab	06/11/2019	05/30/2019	06/20/2019	21
JPL Enterprises, LLC	Sample	#1	OCT-2019	Grab	11/26/2019	11/30/2019	12/06/2019	6
Kelly's Car Wash, Inc.	Sample	#1	APR-2019	Grab	04/17/2019	05/30/2019	06/10/2019	11
Kelly's Car Wash, Inc.	Sample	#1	AUG-2019	Grab	08/22/2019	09/30/2019	10/10/2019	10
Ken Rocha Collision, LLC	Sample	#1	SEP-2019	Grab	11/19/2019	10/30/2019	12/13/2019	44
Lawrence P. Stephenson, DDS, Ltd.	Dental BMP Certification	NA	OCT-2019	NA	NA	11/30/2019	12/11/2019	11
Light & Conforti DMDs, LLC	Dental BMP Certification	NA	NOV-2019	NA	NA	12/30/2019	01/07/2020	8
Light & Conforti DMDs, LLC	Sample	#1	NOV-2019	Grab	12/01/2019	12/30/2019	01/07/2020	8
L'Image	Zero Discharge Certification	NA	DEC-2018	NA	NA	01/30/2019	02/08/2019	9
Mahr, Inc.	pH	#1	JUN-2019	NA	NA	07/30/2019	08/05/2019	6
Mansolillo Dental	Dental BMP Certification	NA	APR-2019	NA	NA	05/30/2019	06/10/2019	11
Mansolillo Dental	Sample	#1	APR-2019	Composite	06/07/2019	05/30/2019	06/10/2019	11
Mark Precision, Inc.	Zero Discharge Certification	NA	DEC-2018	NA	NA	01/30/2019	03/01/2019	30
Mark Precision, Inc.	Zero Discharge Certification	NA	JUN-2019	NA	NA	07/30/2019	09/25/2019	57
Markos Automotive	Sample	#1	JAN-2019	Grab	02/26/2019	03/02/2019	03/12/2019	10
Markos Automotive	Sample	#1	JUL-2019	Grab	10/09/2019	08/30/2019	10/29/2019	60

User Late Reports  
Field's Point - 2019

Company	Report Type	Sample Location	Month/Year Satisfied	Sample type	Sample Date	Due Date	Received Date	Days Late
Mekong Market	Sample	#1	JAN-2019	Grab	01/31/2019	03/02/2019	04/09/2019	38
Mekong Market	Sample	#1	JUL-2019	Grab	07/16/2019	08/30/2019	10/21/2019	52
Metallurgical Solutions, Inc.	pH	#1	JUN-2019	NA	NA	07/30/2019	08/09/2019	10
Mi Quisqueya Supermarket	Sample	#1	APR-2019	Grab	05/07/2019	05/30/2019	06/14/2019	15
Mi Quisqueya Supermarket	Sample	#1	OCT-2019	Grab	01/06/2020	11/30/2019	01/07/2020	38
Monarch Metal Finishing Co. - Aurora St.	pH	#1	MAR-2019	NA	NA	04/30/2019	05/02/2019	2
Moran Foods, LLC	Sample	#1	APR-2019	Grab	04/17/2019	05/30/2019	10/04/2019	127
Mutual Cornell	pH	#1	APR-2019	NA	NA	05/30/2019	06/17/2019	18
Mutual Cornell	pH	#1	FEB-2019	NA	NA	03/30/2019	04/22/2019	23
Mutual Cornell	pH	#1	JUN-2019	NA	NA	07/30/2019	07/31/2019	1
Mutual Cornell	pH	#1	NOV-2019	NA	NA	12/30/2019	01/29/2020	30
Mutual Cornell	pH	#1	SEP-2019	NA	NA	10/30/2019	11/18/2019	19
NC Dental, Inc.	Dental BMP Certification	NA	JAN-2019	NA	NA	03/02/2019	03/13/2019	11
NC Dental, Inc.	Sample	#1	JAN-2019	Grab	01/01/2019	03/02/2019	03/13/2019	11
Nettie's Kettle Corn, LLC	Sample	#1	OCT-2019	Grab	01/13/2020	11/30/2019	01/24/2020	55
New Sky Market Inc.	Sample	#1	AUG-2019	Grab	11/06/2019	09/30/2019	11/20/2019	51
New Sky Market Inc.	Sample	#1	FEB-2019	Grab	04/16/2019	03/30/2019	05/10/2019	41
Nickel, Brass and Copper Wire, LLC	pH	#1	APR-2019	NA	NA	05/30/2019	06/28/2019	29
Nickel, Brass and Copper Wire, LLC	pH	#1	AUG-2019	NA	NA	09/30/2019	11/12/2019	43
Nickel, Brass and Copper Wire, LLC	pH	#1	JAN-2019	NA	NA	03/02/2019	03/25/2019	23
Nickel, Brass and Copper Wire, LLC	pH	#1	JUN-2019	NA	NA	07/30/2019	08/29/2019	30
Nickel, Brass and Copper Wire, LLC	pH	#1	MAR-2019	NA	NA	04/30/2019	05/07/2019	7
Nickel, Brass and Copper Wire, LLC	pH	#1	NOV-2019	NA	NA	12/30/2019	01/15/2020	16
Nickel, Brass and Copper Wire, LLC	pH	#1	SEP-2019	NA	NA	10/30/2019	11/12/2019	13
Nickel, Brass and Copper Wire, LLC	Zero Discharge Certification	NA	APR-2019	NA	NA	05/30/2019	06/28/2019	29
Nickel, Brass and Copper Wire, LLC	Zero Discharge Certification	NA	AUG-2019	NA	NA	09/30/2019	11/12/2019	43
Nickel, Brass and Copper Wire, LLC	Zero Discharge Certification	NA	DEC-2018	NA	NA	01/30/2019	02/04/2019	5
Nickel, Brass and Copper Wire, LLC	Zero Discharge Certification	NA	JAN-2019	NA	NA	03/02/2019	03/25/2019	23
Nickel, Brass and Copper Wire, LLC	Zero Discharge Certification	NA	JUN-2019	NA	NA	07/30/2019	08/29/2019	30
Nickel, Brass and Copper Wire, LLC	Zero Discharge Certification	NA	MAR-2019	NA	NA	04/30/2019	05/07/2019	7
Nickel, Brass and Copper Wire, LLC	Zero Discharge Certification	NA	NOV-2019	NA	NA	12/30/2019	01/15/2020	16
Nickel, Brass and Copper Wire, LLC	Zero Discharge Certification	NA	SEP-2019	NA	NA	10/30/2019	11/12/2019	13
NNC of Rhode Island, Inc.	Sample	#1	JAN-2019	Grab	01/31/2019	03/02/2019	03/14/2019	12
NNC of Rhode Island, Inc.	Sample	#1	JUL-2019	Grab	07/01/2019	08/30/2019	09/11/2019	12

User Late Reports  
Field's Point - 2019

Company	Report Type	Sample Location	Month/Year Satisfied	Sample type	Sample Date	Due Date	Received Date	Days Late
Nueva San Salvador Bakery, Inc.	Sample	#1	JAN-2019	Grab	04/30/2019	03/02/2019	05/07/2019	66
Nueva San Salvador Bakery, Inc.	Sample	#1	JUL-2019	Grab	10/01/2019	08/30/2019	10/30/2019	61
Ocean State Peeled Potatoes	Sample	#1	OCT-2019	Composite	10/17/2019	11/30/2019	12/09/2019	9
Olneyville NY System	Sample	#1	MAY-2019	Grab	10/22/2019	06/30/2019	11/14/2019	137
Panaderia El Paisano	Sample	#2	APR-2019	Grab	03/29/2019	05/30/2019	07/09/2019	40
Panaderia El Paisano	Sample	#2	OCT-2019	Grab	12/11/2019	11/30/2019	12/20/2019	20
Panaderia El Quetzal, Inc.	Sample	#1	APR-2019	Grab	05/16/2019	05/30/2019	07/19/2019	50
Peter Pan Bus Lines	Sample	#1	JUL-2019	Grab	07/23/2019	08/30/2019	09/03/2019	4
Prince Enameling Company, Inc.	Zero Discharge Certification	NA	AUG-2019	NA	NA	09/30/2019	10/07/2019	7
Prospect CharterCARE RWMC, LLC	Sample	#1	JAN-2019	Composite	01/01/2019	03/02/2019	03/18/2019	16
Prospect CharterCARE RWMC, LLC	Sample	#3	APR-2019	Grab	06/06/2019	05/30/2019	06/17/2019	18
Prospect CharterCARE RWMC, LLC	Sample	#3	OCT-2019	Grab	10/01/2019	11/30/2019	12/13/2019	13
Prospect CharterCARE RWMC, LLC	Sample	#4	APR-2019	Grab	06/18/2019	05/30/2019	09/16/2019	109
Prospect CharterCARE RWMC, LLC	Sample	#4	OCT-2019	Grab	10/01/2019	11/30/2019	12/13/2019	13
Prospect CharterCARE RWMC, LLC (Maude)	Sample	#1	APR-2019	Grab	06/06/2019	05/30/2019	06/17/2019	18
Prospect CharterCARE RWMC, LLC (Maude)	Sample	#1	DEC-2019	Grab	12/06/2019	01/30/2020	02/21/2020	22
Prospect CharterCARE RWMC, LLC (Maude)	Sample	#1	JUN-2019	Grab	06/18/2019	07/30/2019	09/16/2019	48
Prospect CharterCARE RWMC, LLC (Maude)	Sample	#1	OCT-2019	Grab	10/01/2019	11/30/2019	12/13/2019	13
Prospect CharterCARE RWMC, LLC (Maude)	Sample	#2	APR-2019	Grab	06/18/2019	05/30/2019	09/16/2019	109
Prospect CharterCARE RWMC, LLC (Maude)	Sample	#2	OCT-2019	Grab	10/01/2019	11/30/2019	12/13/2019	13
Prospect CharterCARE RWMC, LLC (Maude)	Sample	#3	APR-2019	Grab	06/18/2019	05/30/2019	09/16/2019	109
Prospect CharterCARE RWMC, LLC (Maude)	Sample	#3	OCT-2019	Grab	10/01/2019	11/30/2019	12/13/2019	13
Prospect CharterCARE SJHSRI	Sample	#1	APR-2019	Grab	05/06/2019	05/30/2019	06/14/2019	15
Prospect CharterCARE SJHSRI	Sample	#1	OCT-2019	Composite	10/01/2019	11/30/2019	12/13/2019	13
Prospect CharterCARE SJHSRI	Sample	#2	APR-2019	Grab	05/06/2019	05/30/2019	06/14/2019	15
Prospect CharterCARE SJHSRI	Sample	#2	OCT-2019	Grab	10/01/2019	11/30/2019	12/13/2019	13
Prospect CharterCARE SJHSRI	Sample	#3	APR-2019	Grab	04/30/2019	05/30/2019	06/14/2019	15
Prospect CharterCARE SJHSRI	Sample	#3	OCT-2019	Grab	10/01/2019	11/30/2019	12/13/2019	13
Providence Auto Body, Inc.	Sample	#1	APR-2019	Grab	04/29/2019	05/30/2019	07/15/2019	46
Providence Auto Body, Inc.	Sample	#2	APR-2019	Grab	04/29/2019	05/30/2019	07/15/2019	46
Providence Auto Body, Inc.	Sample	#3	APR-2019	Grab	04/29/2019	05/30/2019	07/15/2019	46
Providence Auto Body, Inc.	Sample	#1	APR-2019	Grab	04/01/2019	05/30/2019	06/25/2019	26
Providence Auto Body, Inc.	Sample	#2	APR-2019	Grab	04/01/2019	05/30/2019	06/25/2019	26
Providence Brewing Company LLC	Sample	#1	JAN-2019	Grab	04/18/2019	03/02/2019	05/09/2019	68

User Late Reports  
Field's Point - 2019

Company	Report Type	Sample Location	Month/Year Satisfied	Sample type	Sample Date	Due Date	Received Date	Days Late
Providence Brewing Company LLC	Sample	#1	JUL-2019	Grab	09/12/2019	08/30/2019	10/08/2019	39
Providence College-Power Plant	Sample	#5	JAN-2019	Grab	02/20/2019	03/02/2019	03/04/2019	2
Providence Community Health Centers, Inc	Dental BMP Certification	NA	SEP-2019	NA	NA	10/30/2019	11/12/2019	13
Providence Community Health Centers, Inc	Sample	#1	SEP-2019	Grab	09/02/2019	10/30/2019	11/12/2019	13
Providence Dental Group	Dental BMP Certification	NA	JUL-2019	NA	NA	08/30/2019	09/30/2019	31
Providence Specialty Products, LLC	pH	#1	APR-2019	NA	NA	05/30/2019	05/31/2019	1
Providence Specialty Products, LLC	pH	#1	SEP-2019	NA	NA	10/30/2019	10/31/2019	1
Providence Specialty Products, LLC	pH	#2	APR-2019	NA	NA	05/30/2019	05/31/2019	1
Providence Specialty Products, LLC	pH	#2	SEP-2019	NA	NA	10/30/2019	10/31/2019	1
Providence Specialty Products, LLC	Sample	#1	APR-2019	Grab	09/26/2019	05/30/2019	10/09/2019	132
Providence Specialty Products, LLC	Sample	#1	OCT-2019	Grab	01/07/2020	11/30/2019	01/21/2020	52
Providence Specialty Products, LLC	Sample	#2	APR-2019	Grab	07/29/2019	05/30/2019	08/14/2019	76
Providence Specialty Products, LLC	Sample	#2	OCT-2019	Grab	11/25/2019	11/30/2019	12/11/2019	11
Pure Haven, LLC	Sample	#1	JAN-2019	Grab	01/23/2019	03/02/2019	03/07/2019	5
Quality Seafood	Sample	#1	APR-2019	Grab	05/17/2019	05/30/2019	06/10/2019	11
Quality Seafood	Sample	#1	OCT-2019	Grab	11/21/2019	11/30/2019	12/09/2019	9
R.I. Beef & Veal, Inc	Sample	#1	APR-2019	Grab	06/14/2019	05/30/2019	07/08/2019	39
R.I. Beef & Veal, Inc	Sample	#1	JAN-2019	Grab	03/11/2019	03/02/2019	03/18/2019	16
R.I. Beef & Veal, Inc	Sample	#1	JUL-2019	Grab	09/06/2019	08/30/2019	09/18/2019	19
R.I. Beef & Veal, Inc	Sample	#1	OCT-2019	Grab	12/23/2019	11/30/2019	01/28/2020	59
R.I. Provision Company	Sample	#1	AUG-2019	Grab	10/08/2019	09/30/2019	10/16/2019	16
R.I.P.T.A. - 750 Elmwood	Sample	#1	APR-2019	Grab	05/29/2019	05/30/2019	06/10/2019	11
R.I.P.T.A. - Para-Transit Facility	Sample	#1	APR-2019	Grab	05/02/2019	05/30/2019	06/04/2019	5
R.I.P.T.A.-New Bus Facility	Sample	#1	APR-2019	Grab	05/02/2019	05/30/2019	06/04/2019	5
R.I.P.T.A.-New Bus Facility	Sample	#2	APR-2019	Grab	04/30/2019	05/30/2019	06/04/2019	5
Rhode Island Chemical Corporation	Zero Discharge Certification	NA	DEC-2018	NA	NA	01/30/2019	02/07/2019	8
Rhode Island College - Connection 2	Zero Discharge Certification	NA	SEP-2019	NA	NA	10/30/2019	11/05/2019	6
Rhode Island College - Connection 2	Sample	#1	APR-2019	Grab	04/30/2019	05/30/2019	06/05/2019	6
Rhode Island College - Connection 2	Sample	#2	APR-2019	Grab	04/30/2019	05/30/2019	06/05/2019	6
Rhode Island College - Connection 2	Sample	#3	APR-2019	Grab	04/30/2019	05/30/2019	06/05/2019	6
Rhode Island Convention Center	Sample	#1	JAN-2019	Grab	03/28/2019	03/02/2019	05/07/2019	66
RISD - Design Center	Sample	#3	APR-2019	Grab	05/16/2019	05/30/2019	06/05/2019	6
RISD - Design Center	Sample	#3	APR-2019	Grab	05/23/2019	05/30/2019	06/10/2019	11
Ron's Pastry Gourmet	Sample	#1	APR-2019	Grab	06/11/2019	05/30/2019	08/23/2019	85

User Late Reports  
Field's Point - 2019

Company	Report Type	Sample Location	Month/Year Satisfied	Sample type	Sample Date	Due Date	Received Date	Days Late
RVS Mfg. Co.	pH	#1	FEB-2019	NA	NA	03/30/2019	04/16/2019	17
RVS Mfg. Co.	Zero Discharge Certification	NA	FEB-2019	NA	NA	03/30/2019	04/16/2019	17
RVS Mfg. Co.	Zero Discharge Certification	NA	OCT-2019	NA	NA	11/30/2019	12/04/2019	4
S.B. Winsor Dairy	Sample	#1	APR-2019	Grab	06/07/2019	05/30/2019	06/17/2019	18
S.B. Winsor Dairy	Sample	#1	OCT-2019	Grab	12/06/2019	11/30/2019	12/30/2019	30
Sage Manufacturing Company, Inc.	Sample	#1	JAN-2019	Grab	03/08/2019	03/02/2019	03/13/2019	11
Sal's Bakery	Sample	#1	APR-2019	Grab	04/11/2019	05/30/2019	06/13/2019	14
Sans Gluten Artisan Bakery	Sample	#1	APR-2019	Grab	06/24/2019	05/30/2019	07/10/2019	41
Sans Gluten Artisan Bakery	Sample	#1	OCT-2019	Grab	12/16/2019	11/30/2019	01/06/2020	37
Scialo Bros. Bakery	Sample	#1	AUG-2019	Grab	10/11/2019	09/30/2019	11/18/2019	49
Shaw's Supermarket Store #7443	Sample	#1	JUN-2019	Grab	06/25/2019	07/30/2019	09/24/2019	56
Shaw's Supermarket Store #7443	Sample	#1	MAR-2019	Grab	03/29/2019	04/30/2019	05/08/2019	8
Shaw's Supermarket Store #7443	Sample	#2	JUN-2019	Grab	10/17/2019	07/30/2019	11/18/2019	111
Shaw's Supermarket Store #7443	Sample	#2	MAR-2019	Grab	03/29/2019	04/30/2019	05/08/2019	8
Shaw's Supermarket Store #7443	Sample	#2	SEP-2019	Grab	11/13/2019	10/30/2019	12/12/2019	43
Steven A. Sack, D.M.D	Sample	#1	APR-2019	Grab	06/11/2019	05/30/2019	07/01/2019	32
Stop & Shop Supermarket #724	Sample	#1	NOV-2019	Grab	11/01/2019	12/30/2019	01/17/2020	18
Stop & Shop Supermarket #724	Sample	#1	NOV-2019	Grab	11/08/2019	12/30/2019	01/17/2020	18
Stop & Shop Supermarket #724	Sample	#1	NOV-2019	Grab	11/15/2019	12/30/2019	01/17/2020	18
Stop & Shop Supermarket #724	Sample	#1	NOV-2019	Grab	11/22/2019	12/30/2019	01/17/2020	18
Stop & Shop Supermarket #724	Sample	#1	OCT-2019	Grab	10/04/2019	11/30/2019	01/17/2020	48
Stop & Shop Supermarket #724	Sample	#1	OCT-2019	Grab	10/11/2019	11/30/2019	01/17/2020	48
Stop & Shop Supermarket #724	Sample	#1	OCT-2019	Grab	10/18/2019	11/30/2019	01/17/2020	48
Surface Coatings, LLC	Sample	#1	AUG-2019	Composite	10/09/2019	09/30/2019	10/23/2019	23
Surface Coatings, LLC	Sample	#2	AUG-2019	Grab	10/09/2019	09/30/2019	10/23/2019	23
Swan Point Cemetery	Sample	#1	JAN-2019	Grab	03/13/2019	03/02/2019	03/18/2019	16
Swash Autowash, LLC	Sample	#1	JUL-2019	Grab	07/29/2019	08/30/2019	09/19/2019	20
SWG Promotions, LLC	Sample	#1	APR-2019	Grab	06/28/2019	05/30/2019	07/11/2019	42
SWG Promotions, LLC	Sample	#1	OCT-2019	Grab	01/08/2020	11/30/2019	01/16/2020	47
The Abbey	Sample	#1	MAY-2019	Grab	07/26/2019	06/30/2019	08/13/2019	44
The Abbey	Sample	#1	NOV-2019	Grab	01/14/2020	12/30/2019	01/27/2020	28
The Family Cake, LLC	Sample	#1	APR-2019	Grab	06/14/2019	05/30/2019	07/08/2019	39
The Family Cake, LLC	Sample	#1	OCT-2019	Grab	12/22/2019	11/30/2019	01/15/2020	46
The Industrious Spirit Company, LLC	pH	#1	OCT-2019	NA	NA	11/30/2019	12/16/2019	16



User Late Reports  
Field's Point - 2019

Company	Report Type	Sample Location	Month/Year Satisfied	Sample type	Sample Date	Due Date	Received Date	Days Late
The Original Italian Bakery, Inc.	Sample	#1	APR-2019	Grab	03/30/2019	05/30/2019	12/16/2019	200
The Providence Mint, Inc.	Zero Discharge Certification	NA	DEC-2018	NA	NA	01/30/2019	02/13/2019	14
Thomas C. Slater Compassion Center	Zero Discharge Certification	NA	APR-2019	NA	NA	05/30/2019	06/21/2019	22
Thomas C. Slater Compassion Center	Zero Discharge Certification	NA	OCT-2019	NA	NA	11/30/2019	12/18/2019	18
Times 2 Incorporated	Sample	#1	APR-2019	Grab	05/28/2019	05/30/2019	06/17/2019	18
Times 2 Incorporated	Sample	#1	OCT-2019	Grab	11/19/2019	11/30/2019	12/16/2019	16
Tower Manufacturing Corp.	Sample	#1	OCT-2019	Composite	10/07/2019	11/30/2019	01/14/2020	45
Travelers Auto Body, Inc.	Sample	#1	OCT-2019	Grab	12/12/2019	11/30/2019	12/30/2019	30
True Blue Car Wash	Sample	#1	JAN-2019	Grab	05/22/2019	03/02/2019	07/09/2019	129
True Blue Car Wash	Sample	#1	JUL-2019	Grab	09/12/2019	08/30/2019	10/02/2019	33
True Blue Carwash	Sample	#1	JAN-2019	Grab	03/11/2019	03/02/2019	05/10/2019	69
True Blue Carwash	Sample	#1	JUL-2019	Grab	09/17/2019	08/30/2019	10/02/2019	33
U.S. Postal Service - P&DC	pH	#1	OCT-2019	NA	NA	11/30/2019	12/02/2019	2
United States Postal Service - Providence VMF	Sample	#1	JUL-2019	Grab	10/21/2019	08/30/2019	11/04/2019	66
United States Postal Service - Providence VMF	Sample	#1	JUL-2019	Grab	11/21/2019	08/30/2019	11/29/2019	91
Univar USA, Inc.	pH	#1	SEP-2019	NA	NA	10/30/2019	10/31/2019	1
Universal Plating Company, Inc.	pH	#1	APR-2019	NA	NA	05/30/2019	06/24/2019	25
Universal Plating Company, Inc.	pH	#1	AUG-2019	NA	NA	09/30/2019	10/28/2019	28
Universal Plating Company, Inc.	pH	#1	FEB-2019	NA	NA	03/30/2019	04/25/2019	26
Universal Plating Company, Inc.	pH	#1	JAN-2019	NA	NA	03/02/2019	03/25/2019	23
Universal Plating Company, Inc.	pH	#1	JUL-2019	NA	NA	08/30/2019	09/23/2019	24
Universal Plating Company, Inc.	pH	#1	JUN-2019	NA	NA	07/30/2019	08/23/2019	24
Universal Plating Company, Inc.	pH	#1	MAR-2019	NA	NA	04/30/2019	05/24/2019	24
Universal Plating Company, Inc.	pH	#1	MAY-2019	NA	NA	06/30/2019	07/25/2019	25
Universal Plating Company, Inc.	pH	#1	NOV-2019	NA	NA	12/30/2019	01/27/2020	28
Universal Plating Company, Inc.	pH	#1	OCT-2019	NA	NA	11/30/2019	12/17/2019	17
Universal Plating Company, Inc.	pH	#1	SEP-2019	NA	NA	10/30/2019	11/25/2019	26
Universal Plating Company, Inc.	Sample	#1	APR-2019	Composite	04/24/2019	05/30/2019	06/24/2019	25
Universal Plating Company, Inc.	Sample	#1	AUG-2019	Grab	08/21/2019	09/30/2019	10/28/2019	28
Universal Plating Company, Inc.	Sample	#1	JUN-2019	Composite	06/06/2019	07/30/2019	08/23/2019	24
Universal Plating Company, Inc.	Sample	#1	OCT-2019	Composite	10/07/2019	11/30/2019	12/17/2019	17
Venda Ravioli - Royal Little Drive	Sample	#1	APR-2019	Grab	06/12/2019	05/30/2019	07/01/2019	32
Venda Ravioli - Royal Little Drive	Sample	#1	OCT-2019	Grab	12/10/2019	11/30/2019	12/26/2019	26
V-Mart	Sample	#1	APR-2019	Grab	04/22/2019	05/30/2019	08/28/2019	90

User Late Reports  
Field's Point - 2019

Company	Report Type	Sample Location	Month/Year Satisfied	Sample type	Sample Date	Due Date	Received Date	Days Late
V-Mart	Sample	#1	APR-2019	Grab	06/04/2019	05/30/2019	07/22/2019	53
V-Mart	Sample	#1	OCT-2019	Grab	10/25/2019	11/30/2019	02/19/2020	81
Walsh's Auto Body and Sales, Inc.	Sample	#1	JAN-2019	Grab	01/31/2019	03/02/2019	03/06/2019	4
Walsh's Auto Body and Sales, Inc.	Sample	#1	JUL-2019	Grab	07/25/2019	08/30/2019	09/10/2019	11
Warren Jagger Photography, Inc.	Sample	#1	JAN-2019	Grab	11/14/2018	03/02/2019	04/02/2019	31
Waterfire Providence	Sample	#1	MAR-2019	Grab	03/20/2019	04/30/2019	05/16/2019	16
Whole Foods Market Group, Inc.	Sample	#1	JAN-2019	Grab	02/01/2019	03/02/2019	03/14/2019	12
Whole Foods Market, Inc.	Sample	#1	JAN-2019	Grab	03/14/2019	03/02/2019	03/25/2019	23
Yang's Restaurant	Sample	#1	APR-2019	Grab	06/17/2019	05/30/2019	07/18/2019	49

# ***USER REQUIREMENTS***

## ***FIELD'S POINT***

User Requirements  
Field's Point - 2019

Company	Submittal	Issue Date	Due Date	Received Date	Days Late
615 Charles Street, Inc.	Permit Application Fee	12/09/2019	01/08/2020	02/11/2020	34
615 Charles Street, Inc.	Permit Application	12/09/2019	01/08/2020	02/11/2020	34
A Plus Group Corp	Permit Application	05/20/2019	06/30/2019		244
Access Dental Care	One-Time Compliance Report for Dental Facilities	11/01/2019	12/15/2019	11/07/2019	0
Advanced Dental Care	Permit Application	01/09/2019	02/15/2019	01/18/2019	0
Ampex Brands Pizza of NE, Inc.	Permit Application	02/27/2019	04/30/2019	04/01/2019	0
Ampex Brands Pizza of NE, Inc.	Permit Application	02/27/2019	04/30/2019	04/01/2019	0
Ampex Brands Pizza of NE, Inc.	Pretreatment Plans	05/03/2019	05/31/2019	06/13/2019	13
Amy's Place	Process Plans	08/27/2019	09/30/2019	02/27/2020	150
Angell Street Dental Associate	Permit Application	03/06/2019	04/03/2019	04/23/2019	20
Anthony Paolucci Family Dentists	Permit Application	02/26/2019	03/14/2019	03/14/2019	0
Arden Jewelry Mfg. Co.	Signed Permit	03/18/2019	04/18/2019	03/22/2019	0
Aristocrat Dental Laboratory	Permit Application	05/29/2019	07/01/2019	08/13/2019	43
Atamian Manufacturing Corp.	Resampling Results for _____	01/18/2019	03/08/2019	02/21/2019	0
Atlantic Gladstone Realty, LLC.	Permit Application	08/20/2019	09/19/2019	09/25/2019	6
Atlantic Gladstone Realty, LLC.	Permit Application Fee	08/20/2019	09/19/2019	09/25/2019	6
Atwells Realty Corporation	Permit Application Fee	08/16/2019	09/15/2019	09/27/2019	12
Atwells Realty Corporation	Permit Application	08/16/2019	09/15/2019	09/27/2019	12
Auto Parts Group Southwest, LLC.	Signed Permit	06/24/2019	07/18/2019	07/11/2019	0
Avenue Grille	Permit Application	04/26/2019	05/29/2019	04/26/2019	0
B.A. Beverage Company, LLC	Permit Application	02/11/2019	03/11/2019	02/22/2019	0
B.A. Beverage Company, LLC	Pretreatment Plans	02/11/2019	03/11/2019	02/22/2019	0
B.A. Beverage Company, LLC	Pretreatment Plans	03/08/2019	04/05/2019		330
Baja's	Permit Application	04/26/2019	05/29/2019	06/17/2019	19
Baja's Taqueria	Permit Application	05/20/2019	06/30/2019	08/19/2019	50
Baja's Taqueria	Permit Application	05/20/2019	06/30/2019	06/17/2019	0
Barbara M. Bilder, D.M.D.	Permit Application	02/26/2019	03/26/2019	04/09/2019	14
Best Cleaner Inc.	Permit Application	01/25/2019	02/22/2019	03/13/2019	19
Best Eastern Chinese and Japanese Restaurant	Repair Grease Trap	04/30/2019	05/31/2019	06/12/2019	12
Biltmore Providence Lessee, LLC	Permit Application	07/25/2019	08/28/2019	09/19/2019	22
Biltmore Providence Lessee, LLC	Process Plans	07/25/2019	08/28/2019	09/19/2019	22
Biltmore Providence Lessee, LLC	Permit Application Fee	07/25/2019	08/28/2019	09/19/2019	22
Bj's Wholesale Club	Resampling Results for _____	12/02/2019	01/27/2020		33
BKCHOL Inc.	Permit Application	03/04/2019	03/31/2019	07/25/2019	116
Blessing in Disguise, Inc.	Permit Application	02/13/2019	04/01/2019	04/03/2019	2
Bravo Brasserie	Permit Application	01/02/2019	01/31/2019	02/06/2019	6
Brewed Awakenings Coffeehouse LLC	Permit Application	03/11/2019	04/12/2019	04/08/2019	0
Briarcliffe Gardens	Permit Application	04/04/2019	05/02/2019	05/30/2019	28
Brittany Motors	Permit Application	08/14/2019	09/14/2019	10/25/2019	41
Brittany Motors	Permit Application Fee	08/14/2019	09/14/2019	10/25/2019	41
Broccoli-Thompson Enterprises, LLC	Permit Application	03/22/2019	04/30/2019	04/22/2019	0
Broccoli-Thompson Enterprises, LLC	Pretreatment Plans	03/22/2019	04/30/2019	04/22/2019	0
Brown University	Permit Application Fee	10/04/2019	11/03/2019	11/04/2019	1
Brown University	Permit Application	10/04/2019	11/03/2019	11/04/2019	1
Brown University - Diman & Wayland House	Permit Application	10/03/2019	11/02/2019	11/04/2019	2
Brown University - Diman & Wayland House	Permit Application Fee	10/03/2019	11/02/2019	11/04/2019	2
Brown University - Facilities Management	Permit Application	03/20/2019	04/22/2019	04/04/2019	0
Brown University - Keeney Quad	Permit Application	03/20/2019	04/22/2019	04/04/2019	0
Brown University - Sears House	Permit Application Fee	10/03/2019	11/01/2019	11/04/2019	3
Brown University - Sears House	Permit Application	10/03/2019	11/01/2019	11/04/2019	3
Brown University - Wriston Quad	Permit Application	10/03/2019	11/01/2019	11/04/2019	3
Brown University - Wriston Quad	Permit Application Fee	10/03/2019	11/01/2019	11/04/2019	3
Brown University- Alumnae Hall	Permit Application	05/16/2019	06/18/2019	06/18/2019	0
Brown University- Harkness House	Permit Application	10/03/2019	11/02/2019	11/04/2019	2
Brown University- Harkness House	Permit Application Fee	10/03/2019	11/02/2019	11/04/2019	2
Brown University-Medical Education Bldg.	Permit Application	10/04/2019	11/03/2019	11/04/2019	1
Brown University-Medical Education Bldg.	Permit Application Fee	10/04/2019	11/03/2019	11/04/2019	1
Brown University-Remediation Project	Permit Application	05/16/2019	06/18/2019	06/18/2019	0
Brown University-Watson Center	Permit Application	03/20/2019	04/22/2019	04/04/2019	0

User Requirements  
Field's Point - 2019

Company	Submittal	Issue Date	Due Date	Received Date	Days Late
Burger Domination LLC	Permit Application	04/26/2019	05/31/2019	09/03/2019	95
Burger Domination LLC	Repair Grease Trap	09/24/2019	10/11/2019	10/11/2019	0
Butterbang, LLC	Permit Application Fee	10/30/2019	11/29/2019	01/13/2020	45
C&L Johnston, LLC	Permit Application	01/04/2019	01/31/2019	02/13/2019	13
Cafe Four Twelve, Inc.	Permit Application	10/01/2019	10/31/2019	10/18/2019	0
Cafe Four Twelve, Inc.	Permit Application Fee	10/01/2019	10/31/2019	10/18/2019	0
Cafe La France - Empire	Permit Application Fee	08/14/2019	09/14/2019	09/06/2019	0
Cafe La France - Empire	Permit Application	08/14/2019	09/14/2019	09/06/2019	0
Cafe Lucca	Process Plans	03/18/2019	04/30/2019	05/06/2019	6
Cafe Lucca	Permit Application	03/18/2019	04/30/2019	05/06/2019	6
Cafe Nuovo	Permit Application	08/13/2019	09/12/2019	11/26/2019	75
Cafe Nuovo	Permit Application Fee	08/13/2019	09/12/2019	11/26/2019	75
California Taco	Pretreatment Plans	03/28/2019	04/30/2019	02/21/2020	297
Camila Dry Cleaner, LLC	Permit Application	08/14/2019	09/13/2019	09/20/2019	7
Camila Dry Cleaner, LLC	Permit Application Fee	08/14/2019	09/13/2019	09/20/2019	7
Capital Grille Holdings, Inc.	Pretreatment Plans	01/18/2019	02/22/2019	02/07/2019	0
Capital Grille Holdings, Inc.	Repair Grease Trap	01/18/2019	02/22/2019	02/07/2019	0
Capital Grille Holdings, Inc.	Install Pretreatment System	03/22/2019	05/03/2019	06/20/2019	48
Capital Grille Holdings, Inc.	Install Sample Location	03/22/2019	05/03/2019	06/20/2019	48
Cardi Corporation	Other	08/29/2019	09/30/2019		152
Caribbean Meat Market	Permit Application Fee	09/25/2019	10/25/2019		127
Caribbean Meat Market	Permit Application	09/25/2019	10/25/2019		127
Carl M. Cotoia DDS	One-Time Compliance Report for Dental Facilities	11/01/2019	12/15/2019	11/04/2019	0
CGRG Enterprises, LLC	Permit Application	06/18/2019	07/31/2019	07/31/2019	0
CGRG Enterprises, LLC	Permit Application Fee	08/19/2019	09/18/2019	09/16/2019	0
CGRG Enterprises, LLC	Pretreatment Plans	08/19/2019	09/18/2019	10/17/2019	29
Chalkstone Supermarket	Chain of Custody Documentation	11/12/2019	11/19/2019	11/21/2019	2
Charles Street Dental	One-Time Compliance Report for Dental Facilities	11/01/2019	12/15/2019		76
Chelo's	Permit Application	02/07/2019	03/08/2019	04/25/2019	48
Cherry Hill Grille	Permit Application	08/14/2019	09/14/2019	10/08/2019	24
Cherry Hill Grille	Permit Application Fee	08/14/2019	09/14/2019	10/08/2019	24
Chicken Coop on Smith Hill	Permit Application	05/08/2019	05/30/2019	06/10/2019	11
Chilangos LLC	Install Pretreatment System	04/26/2019	05/31/2019		274
Chipotle LLC	Permit Application	02/27/2019	05/31/2019	05/14/2019	0
Chipotle Mexican Grill	Permit Application	12/09/2019	01/08/2020	02/14/2020	37
Chipotle Mexican Grill	Permit Application Fee	12/09/2019	01/08/2020	02/14/2020	37
Choice Collision Center	Process Plans	12/02/2019	02/03/2020	01/27/2020	0
Choice Collision Center	Permit Application	12/02/2019	02/03/2020	01/27/2020	0
Choice Collision Center	Permit Application Fee	12/02/2019	02/03/2020	01/27/2020	0
Chomp PVD, LLC	Permit Application Fee	09/09/2019	10/09/2019	10/03/2019	0
Chomp PVD, LLC	Permit Application	09/09/2019	10/09/2019	10/03/2019	0
Chomp PVD, LLC	Pretreatment Plans	09/09/2019	10/09/2019	11/15/2019	37
Cibao Supermarket	Resampling Results for _____	07/30/2019	09/20/2019		162
Cibao Supermarket	Other	07/30/2019	08/28/2019	11/25/2019	89
City Dental	One-Time Compliance Report for Dental Facilities	11/01/2019	12/15/2019		76
Cityline Dental	Permit Application	10/03/2019	11/02/2019	11/08/2019	6
Cityline Dental	Permit Application Fee	10/03/2019	11/01/2019	11/06/2019	5
Clerici Osteria, Inc.	Repair Grease Trap	05/23/2019	06/30/2019		244
Club Fantasies	Permit Application	05/14/2019	06/11/2019	05/17/2019	0
Community College of RI	Permit Application	03/14/2019	05/24/2019	05/21/2019	0
Complete Cleaning Systems Inc.	Permit Application	01/04/2019	01/31/2019	01/31/2019	0
Contract Specialties, Inc.	Spill Control Plan	05/15/2019	06/15/2019	06/28/2019	13
Contract Specialties, Inc.	Toxic Organic/Solvent Mgt Plan	05/15/2019	06/15/2019	06/28/2019	13
Cool-Lick's Lemonade and Ice Cream	Permit Application Fee	12/09/2019	01/08/2020	02/12/2020	35
Cool-Lick's Lemonade and Ice Cream	Permit Application	12/09/2019	01/08/2020	02/20/2020	43
Copper Todd LLC	Permit Application	01/24/2019	02/28/2019	03/22/2019	22
Craig Van Dongen, DDS	Permit Application	03/08/2019	04/08/2019	03/25/2019	0
Crespo Market LLC	Sign & Return Report	09/23/2019	10/23/2019	11/21/2019	29
Cumberland Farms, Inc.	Permit Application	02/26/2019	03/26/2019	06/11/2019	77

User Requirements  
Field's Point - 2019

Company	Submittal	Issue Date	Due Date	Received Date	Days Late
Cumberland Farms, Inc.	Permit Application	02/27/2019	03/31/2019	05/03/2019	33
Cumberland Farms, Inc.	Process Plans	02/27/2019	03/31/2019	05/03/2019	33
Dave & Buster's	Permit Application	04/04/2019	05/02/2019	05/02/2019	0
Davies Technical School	Permit Application	03/08/2019	03/19/2019	03/15/2019	0
DaVinci Restaurant	Permit Application	06/18/2019	07/09/2019	10/04/2019	87
DeAngelis Dental Studio	One-Time Compliance Report for Dental Facilities	11/01/2019	12/15/2019		76
DelGreco Family LLC	Permit Application	03/08/2019	04/05/2019	04/01/2019	0
Den Den	Permit Application	05/15/2019	06/14/2019	10/07/2019	115
Denise M. Shapiro, DDS	One-Time Compliance Report for Dental Facilities	01/08/2019	01/31/2019	01/17/2019	0
Denise M. Shapiro, DDS	Permit Application	02/11/2019	04/12/2019	03/26/2019	0
Dent Plus Dental Center	Permit Application	03/08/2019	04/05/2019	05/01/2019	26
Department of Administration	Permit Application	08/07/2019	09/04/2019	11/18/2019	75
Detroit Collision Center	Analytical Results for _____	02/21/2019	03/15/2019	03/12/2019	0
Dexter Cleaners	Permit Application Fee	09/09/2019	10/09/2019	12/09/2019	61
Dexter Cleaners	Permit Application	09/09/2019	10/09/2019	12/09/2019	61
DiFruscia Industries, Inc.	Other	01/28/2019	02/15/2019	02/27/2019	12
DiFruscia Industries, Inc.	Resampling Results for _____	07/25/2019	09/13/2019	08/16/2019	0
DiFruscia Industries, Inc.	Other	08/15/2019	09/13/2019	09/25/2019	12
Dinga Operating LLC	Permit Application	03/06/2019	04/03/2019	04/10/2019	7
Diocese of Providence - Office Building	Permit Application	08/07/2019	09/06/2019	09/30/2019	24
Diocese of Providence - Office Building	Permit Application Fee	08/07/2019	09/06/2019	09/06/2019	0
DTC Enterprises	Install Sample Location	04/04/2019	04/30/2019	04/24/2019	0
E&M Enterprises, Ltd.	Other	07/17/2019	07/26/2019	07/25/2019	0
E&M Enterprises, Ltd.	Resampling Results for _____	10/10/2019	12/31/2019	01/03/2020	3
E&M Enterprises, Ltd.	Resampling Results for _____	11/12/2019	12/10/2019	11/12/2019	0
E&M Enterprises, Ltd.	Resampling Results for _____	11/21/2019	12/20/2019	12/16/2019	0
E&M Enterprises, Ltd.	Resampling Results for _____	11/21/2019	12/06/2019	12/16/2019	10
E&M Enterprises, Ltd.	Resampling Results for _____	12/02/2019	12/13/2019	12/16/2019	3
East Side Periodontics, Ltd.	Permit Application	02/21/2019	03/22/2019	03/22/2019	0
Eastside Endodontics	Permit Application Fee	10/28/2019	11/28/2019	12/09/2019	11
Eastside Endodontics	Permit Application	10/28/2019	11/28/2019	11/13/2019	0
Eastside Endodontics	Process Plans	10/28/2019	11/28/2019	12/09/2019	11
Eastside Endodontics	One-Time Compliance Report for Dental Facilities	10/28/2019	11/28/2019	11/13/2019	0
Eastside Providence, LLC	Permit Application	04/04/2019	05/02/2019	06/17/2019	46
El Chapin	Permit Application	04/04/2019	05/02/2019	05/28/2019	26
El Fogon Latino Restaurant, LLC	Permit Application Fee	08/14/2019	09/13/2019	09/09/2019	0
El Fogon Latino Restaurant, LLC	Permit Application	08/14/2019	09/13/2019	09/09/2019	0
El Quiche Bakery Store, Inc.	Permit Application	01/02/2019	03/31/2019	03/27/2019	0
Electrolizing, Inc.	Permit Application	03/08/2019	04/08/2019	04/05/2019	0
Electrolizing, Inc.	Other	04/19/2019	05/30/2019	05/23/2019	0
Electrolizing, Inc.	Toxic Organic/Solvent Mgt Plan	07/30/2019	08/30/2019	08/05/2019	0
Elmwood Adult Day Health Care Center	Permit Application	04/10/2019	04/30/2019	05/06/2019	6
Fairfield University Heights, LP	Permit Application	08/19/2019	09/18/2019	10/09/2019	21
Fairfield University Heights, LP	Permit Application Fee	08/19/2019	09/18/2019	10/29/2019	41
Fearless Fish Market, LLC	Five Day Sampling Results	06/06/2019	07/14/2019	08/26/2019	43
Fearless Fish Market, LLC	Chain of Custody Documentation	12/13/2019	12/31/2019	12/09/2019	0
Fearless Fish Market, LLC	40 CFR 136 Notification	12/13/2019	12/31/2019	12/09/2019	0
Finest Car Wash	Spill Control Plan	08/27/2019	09/30/2019	09/03/2019	0
Five Guys	Permit Application	02/27/2019	03/31/2019	10/03/2019	186
Flame	Permit Application	02/27/2019	03/31/2019		335
Forty-Four Donuts, Inc.	Permit Application Fee	12/09/2019	01/09/2020	02/03/2020	25
Forty-Four Donuts, Inc.	Permit Application	12/09/2019	01/10/2020	02/03/2020	24
Frank D'Amato, DMD	One-Time Compliance Report for Dental Facilities	11/01/2019	12/15/2019		76
Freezing Point Inc	Permit Application	09/03/2019	09/30/2019		152
Freezing Point Inc	Permit Application Fee	09/03/2019	09/30/2019		152
Fresenius Kidney Care	Permit Application	07/24/2019	08/30/2019	09/30/2019	31
Fruity Franchise	Permit Application	08/07/2019	09/06/2019	09/03/2019	0
Fruity Franchise	Permit Application Fee	08/07/2019	09/06/2019	08/27/2019	0
Fu Ming Chinese Restaurant	Permit Application	03/11/2019	04/12/2019	05/20/2019	38

User Requirements  
Field's Point - 2019

Company	Submittal	Issue Date	Due Date	Received Date	Days Late
G. Tanury Plating Company	Other	01/25/2019	02/25/2019	02/25/2019	0
G. Tanury Plating Company	Other	03/04/2019	03/29/2019	03/25/2019	0
G. Tanury Plating Company	Other	04/30/2019	05/30/2019	06/12/2019	13
G. Tanury Plating Company	Toxic Organic/Solvent Mgt Plan	04/30/2019	05/30/2019	06/12/2019	13
G. Tanury Plating Company	Spill Control Plan	04/30/2019	05/30/2019	06/12/2019	13
G. Tanury Plating Company	Resampling Results for _____	10/16/2019	12/06/2019	12/12/2019	6
Gilbane Building Company	Permit Application	03/27/2019	04/26/2019	04/17/2019	0
Gloriana Therapeutics, Inc.	Permit Application	05/02/2019	06/03/2019	09/10/2019	99
Gotham Greens Providence, LLC	Process Plans	12/09/2019	12/30/2019	01/16/2020	17
Granitec	Permit Application	11/06/2019	12/18/2019	01/21/2020	34
Granitec	Permit Application Fee	11/06/2019	12/18/2019	01/21/2020	34
Great Northern BBQ Co LLC	Pretreatment Plans	05/21/2019	06/30/2019	08/05/2019	36
Great Northern BBQ Co LLC	Permit Application	05/21/2019	06/30/2019	08/05/2019	36
Greystone Auto Center	Analytical Results for _____	08/20/2019	10/15/2019	10/02/2019	0
Greystone Auto Center	Analytical Results for _____	08/20/2019	10/15/2019	10/02/2019	0
Greystone Auto Center	Analytical Results for _____	08/20/2019	10/15/2019	10/02/2019	0
HABC, LLC	Permit Application	05/20/2019	06/30/2019	07/25/2019	25
Hanju Kitchen	Pretreatment Plans	01/24/2019	02/22/2019	08/22/2019	181
Hanju Kitchen	Permit Application	01/24/2019	02/22/2019	08/22/2019	181
Hemenway's Seafood Grill & Oyster Bar	Permit Application	02/26/2019	03/26/2019	05/15/2019	50
High Tide Food Concepts LLC	Permit Application	12/11/2019	01/11/2020		49
High Tide Food Concepts LLC	Permit Application Fee	12/11/2019	01/11/2020		49
Highlander Charter School	Permit Application	12/09/2019	01/08/2020	01/14/2020	6
Highlander Charter School	Permit Application Fee	12/09/2019	01/08/2020	01/14/2020	6
Hillview Auto Body	Permit Application	01/07/2019	02/04/2019	01/18/2019	0
Hobbs Brook Management LLC	Permit Application	01/09/2019	02/06/2019	01/14/2019	0
Hodosh Dental Associates, Inc.	Permit Application Fee	10/09/2019	11/08/2019	12/03/2019	25
Hodosh Dental Associates, Inc.	Permit Application	10/10/2019	11/09/2019	12/03/2019	24
Hungry Ghost Press	Permit Application	04/11/2019	05/15/2019	06/11/2019	27
Hungry Ghost Press	Pretreatment Plans	04/11/2019	04/15/2019	04/16/2019	1
I Love Mexico	Permit Application	04/26/2019	05/30/2019	09/24/2019	117
Iced Coffee, LLC	Pump Grease Trap	03/20/2019	04/19/2019	07/03/2019	75
Ideal Plating & Polishing Co., Inc.	Resampling Results for _____	05/10/2019	06/03/2019	06/14/2019	11
Ideal Plating & Polishing Co., Inc.	Sign & Return Report	12/03/2019	12/31/2019	12/13/2019	0
Imperial Tile & Marble Works Inc.	Permit Application	04/08/2019	05/13/2019	04/16/2019	0
India Restaurant	Permit Application	02/26/2019	03/26/2019	04/19/2019	24
Induplicate LLC	Sign & Return Report	10/16/2019	11/15/2019	11/14/2019	0
International Chromium Plating Company, Inc.	Sign & Return Report	06/05/2019	06/30/2019	06/27/2019	0
International Insignia Corporation	Other	06/18/2019	07/15/2019	07/19/2019	4
Ira Green, Inc.	Spill Control Plan	03/21/2019	04/15/2019	04/11/2019	0
Italia, LLC	Permit Application	06/06/2019	07/05/2019	06/10/2019	0
J & W - South Hall	Permit Application	03/08/2019	04/05/2019	04/04/2019	0
J & W-McNulty Hall	Permit Application	02/26/2019	03/26/2019	04/15/2019	20
Jacob Werba, DDS	Permit Application	08/08/2019	09/07/2019	09/13/2019	6
Jacob Werba, DDS	Permit Application Fee	08/08/2019	09/07/2019	12/19/2019	103
Jammat Housing	Permit Application Fee	10/03/2019	11/02/2019	12/26/2019	54
Jammat Housing	Permit Application	10/03/2019	11/02/2019	12/26/2019	54
Jan Co, Inc.	Repair Grease Trap	03/01/2019	03/15/2019	03/07/2019	0
Jan Co. Central, Inc.	Permit Application	12/11/2019	01/11/2020	01/08/2020	0
Jan Co. Central, Inc.	Permit Application Fee	12/11/2019	01/11/2020	01/08/2020	0
Jiang Li, LLC	Permit Application	03/27/2019	04/26/2019	05/06/2019	10
JMA Inc.	Permit Application	03/13/2019	04/12/2019	05/13/2019	31
John T. A. Romano DDS, Inc.	Permit Application	04/04/2019	05/02/2019	04/22/2019	0
Johnston Family Dentistry	Permit Application	02/05/2019	02/06/2019	03/05/2019	27
Johnston Family Dentistry	Permit Application	02/05/2019	03/05/2019	02/15/2019	0
Kingston BR LLC	Permit Application	11/04/2019	12/04/2019	11/22/2019	0
Kingston BR LLC	Permit Application Fee	11/04/2019	12/04/2019	11/22/2019	0
Kozy Group, LLC	Permit Application	08/15/2019	09/15/2019	09/18/2019	3
Kozy Group, LLC	Permit Application Fee	08/15/2019	09/15/2019	09/18/2019	3

User Requirements  
Field's Point - 2019

Company	Submittal	Issue Date	Due Date	Received Date	Days Late
KSB LLC Subway	Permit Application	03/07/2019	04/04/2019	04/10/2019	6
L T Treats, Inc.	Permit Application	10/07/2019	11/06/2019		115
L T Treats, Inc.	Permit Application Fee	10/07/2019	11/06/2019		115
L. Gee Collision	Pretreatment Plans	09/03/2019	09/30/2019	10/03/2019	3
L. Gee Collision	Permit Application	09/03/2019	09/30/2019	10/03/2019	3
L. Gee Collision	Permit Application Fee	09/03/2019	09/30/2019	10/03/2019	3
Ladder 133 Bar and Grill	Permit Application	05/22/2019	06/19/2019	06/24/2019	5
Laurelmead Cooperative Inc.	Permit Application	05/14/2019	06/11/2019	05/22/2019	0
Lawrence P. Stephenson, DDS, Ltd.	Permit Application	03/07/2019	04/04/2019	06/17/2019	74
Lawrence Page, DMD, Inc.	Permit Application	03/08/2019	04/05/2019	04/17/2019	12
Lena Karkalas, DDS	One-Time Compliance Report for Dental Facilities	11/01/2019	12/15/2019	01/06/2020	22
L'Image	Permit Application	04/04/2019	05/02/2019	04/10/2019	0
LNP Enterprises, Inc.	Permit Application	11/04/2019	12/04/2019		87
LNP Enterprises, Inc.	Permit Application Fee	11/04/2019	12/04/2019		87
Long Live Beer Works	Permit Application	05/16/2019	06/30/2019	06/27/2019	0
Long Live Beer Works	Pretreatment Plans	08/28/2019	09/30/2019	09/27/2019	0
M.B. Rubinstein, DDS & R.J. Ducoff, DMD	Permit Application	04/04/2019	05/02/2019	04/22/2019	0
Magna Spirits, Inc.	Permit Application	04/04/2019	05/02/2019	05/10/2019	8
Manchester Street, LLC	Permit Application	06/06/2019	07/05/2019	06/26/2019	0
Mansolillo Dental	Permit Application	05/29/2019	07/01/2019	07/15/2019	14
Mansolillo Dental	Permit Application	05/29/2019	05/30/2019	07/01/2019	32
Maria's Cucina	Permit Application Fee	09/03/2019	09/30/2019		152
Maria's Cucina	Permit Application	09/03/2019	09/30/2019		152
Mark Pochebit, DMD	One-Time Compliance Report for Dental Facilities	11/01/2019	12/15/2019	01/10/2020	26
Mega Solutions, LLC	Permit Application Fee	11/20/2019	12/20/2019	12/19/2019	0
Mega Solutions, LLC	Permit Application	11/20/2019	12/20/2019	12/19/2019	0
Metallurgical Solutions, Inc.	Permit Application	04/04/2019	05/02/2019	04/24/2019	0
Middle Eddy, LLC	Permit Application	05/30/2019	06/30/2019	06/26/2019	0
Middle Eddy, LLC	Pretreatment Plans	05/30/2019	06/30/2019	06/26/2019	0
Monarch Metal Finishing Co. - Aurora St.	Sign & Return Report	11/05/2019	11/12/2019	11/05/2019	0
Monarch Metal Finishing, Inc.	Resampling Results for _____	04/30/2019	06/14/2019	05/13/2019	0
Montecristo Restaurant LLC	Install Pretreatment System	03/04/2019	04/04/2019	03/25/2019	0
Montecristo Restaurant LLC	Install Sample Location	03/04/2019	04/04/2019	03/25/2019	0
Moran Foods, LLC	Other	10/16/2019	11/30/2019	12/19/2019	19
Moran Transportation Industries, Inc.	Permit Application	05/06/2019	06/07/2019	06/03/2019	0
Morgan Mill Metals, LLC	Spill Control Plan	10/31/2019	11/07/2019	11/18/2019	11
Moses Brown School	Pretreatment Plans	02/21/2019	03/15/2019	04/01/2019	17
Nami Japanese Restaurant	Permit Application Fee	08/14/2019	09/14/2019		168
Nami Japanese Restaurant	Permit Application	08/14/2019	09/14/2019		168
Narragansett Improvement Co.	40 CFR 136 Notification	11/08/2019	11/15/2019	11/12/2019	0
Narragansett Jewelry	Other	01/23/2019	02/14/2019	02/19/2019	5
NC Dental, Inc.	Permit Application	08/07/2019	09/04/2019	09/12/2019	8
NC Dental, Inc.	Permit Application Fee	08/07/2019	09/04/2019	09/04/2019	0
New China	Permit Application	04/26/2019	05/31/2019	06/20/2019	20
New Sky Market Inc.	Pretreatment Plans	03/19/2019	04/15/2019	04/29/2019	14
Norman Brice Seggel	Permit Application	03/07/2019	04/04/2019	04/12/2019	8
North Providence Dental Associates	Permit Application	07/01/2019	08/01/2019	08/05/2019	4
North Providence Dental Associates	Process Plans	07/01/2019	08/01/2019	08/05/2019	4
Ocean State Endoscopy	Permit Application	05/14/2019	06/14/2019	07/18/2019	34
Ogie's Trailer Park	Permit Application	08/14/2019	09/13/2019	10/08/2019	25
Ogie's Trailer Park	Permit Application Fee	08/14/2019	09/13/2019	10/08/2019	25
Olneyville NY System	Permit Application Fee	10/10/2019	11/11/2019	11/14/2019	3
Olneyville NY System	Permit Application	10/10/2019	11/11/2019	11/14/2019	3
Olson & Parent Funeral Home, Inc.	Permit Application	02/05/2019	03/05/2019	02/27/2019	0
Orbit Energy Rhode Island, LLC.	Other	06/05/2019	07/15/2019	07/12/2019	0
Panaderia El Paisano	Permit Application	02/26/2019	03/26/2019	05/01/2019	36
Passionflower, Inc.	Permit Application	02/26/2019	03/26/2019	03/14/2019	0
Pastiche	Permit Application	03/08/2019	04/05/2019	04/11/2019	6
Pediatric Dental Associates	One-Time Compliance Report for Dental Facilities	11/01/2019	12/15/2019	12/04/2019	0



User Requirements  
Field's Point - 2019

Company	Submittal	Issue Date	Due Date	Received Date	Days Late
Pediatric Dentistry	Permit Application	05/31/2019	07/01/2019	06/17/2019	0
Periodontal Associates	One-Time Compliance Report for Dental Facilities	01/08/2019	01/31/2019	01/17/2019	0
Periodontal Associates	Permit Application	02/11/2019	03/11/2019	03/25/2019	14
Peter Pan Bus Lines	Sign & Return Report	11/22/2019	12/10/2019	12/05/2019	0
Philip D. Barr, DDS	Permit Application	02/05/2019	03/05/2019	02/13/2019	0
Piemonte Pizza	Permit Application	09/03/2019	09/30/2019		152
Piemonte Pizza	Permit Application Fee	09/03/2019	09/30/2019		152
Pipeline Restaurant	Permit Application	05/20/2019	06/30/2019	12/18/2019	171
Pocasset Bay Retirement Community	Permit Application	12/09/2019	01/08/2020	02/03/2020	26
Pocasset Bay Retirement Community	Permit Application Fee	12/09/2019	01/08/2020	02/03/2020	26
Portion Meat Associates	Permit Application Fee	09/16/2019	10/16/2019	10/03/2019	0
Portion Meat Associates	Permit Application	09/16/2019	10/16/2019	10/03/2019	0
Price Rite	Permit Application Fee	11/05/2019	12/05/2019	02/13/2020	70
Price Rite	Permit Application	11/05/2019	12/05/2019	02/13/2020	70
Prince Enameling Company, Inc.	Permit Application	02/11/2019	03/22/2019	03/21/2019	0
Prothera Biologics, Inc.	Permit Application Fee	08/14/2019	10/03/2019	09/17/2019	0
Prothera Biologics, Inc.	Permit Application	08/14/2019	10/03/2019	09/09/2019	0
Prov. College- Suites Building	Permit Application	02/13/2019	03/13/2019	03/22/2019	9
Providence Auto Body, Inc.	Resampling Results for _____	07/24/2019	08/15/2019	11/20/2019	97
Providence Brewing Company LLC	Sign & Return Report	10/15/2019	11/07/2019		114
Providence College - Hunt-Cavanagh	Other	05/29/2019	06/30/2019	06/28/2019	0
Providence College- Smith Ctr. for Arts	Permit Application	03/08/2019	04/08/2019	03/22/2019	0
Providence Community Health Centers, Inc	Permit Application	03/20/2019	04/22/2019	05/16/2019	24
Providence Community Health Clinic	One-Time Compliance Report for Dental Facilities	11/01/2019	12/15/2019	01/28/2020	44
Providence Elementary School	Permit Application	05/01/2019	05/29/2019	07/10/2019	42
Providence Oyster Bar	Permit Application	12/16/2019	01/15/2020	02/03/2020	19
Providence Oyster Bar	Permit Application Fee	12/16/2019	01/15/2020	02/03/2020	19
Providence Public Safety Complex	Resampling Results for _____	05/13/2019	07/08/2019	07/25/2019	17
Providence Public Safety Complex	Resampling Results for _____	11/20/2019	01/15/2020	12/23/2019	0
Providence Public Safety Complex	Resampling Results for _____	12/23/2019	02/17/2020		12
Providence River Animal Hospital	Permit Application	12/10/2019	01/13/2020	02/18/2020	36
Providence River Animal Hospital	Permit Application Fee	12/10/2019	01/13/2020	02/18/2020	36
Providence School Dept.	Permit Application	05/01/2019	05/29/2019	07/10/2019	42
Providence Schools	Permit Application Fee	08/15/2019	09/14/2019	11/13/2019	60
Providence Schools	Permit Application	08/15/2019	09/14/2019	10/28/2019	44
Providence Specialty Products, LLC	Other	02/26/2019	04/15/2019	04/29/2019	14
Providence Specialty Products, LLC	Pretreatment Plans	02/26/2019	03/30/2019	03/28/2019	0
Providence Specialty Products, LLC	Resampling Results for _____	08/15/2019	09/15/2019	09/16/2019	1
Providence Specialty Products, LLC	Resampling Results for _____	08/16/2019	09/16/2019	09/16/2019	0
Providence Specialty Products, LLC	Spill Control Plan	08/21/2019	09/30/2019	09/26/2019	0
Providence Specialty Products, LLC	Resampling Results for _____	09/17/2019	10/18/2019	10/09/2019	0
Providence Specialty Products, LLC	Resampling Results for _____	10/10/2019	11/13/2019	12/11/2019	28
Providence Specialty Products, LLC	Resampling Results for _____	12/12/2019	01/08/2020	01/07/2020	0
Punta Cana Bistro	Permit Application	06/19/2019	07/31/2019	09/24/2019	55
R.I. D.O.T.-Materials Testing	Permit Application	05/02/2019	06/03/2019	06/14/2019	11
R.I. Provision Company	Permit Application	05/14/2019	06/11/2019	05/20/2019	0
R.I.P.T.A. - Para-Transit Facility	Resampling Results for _____	02/21/2019	03/29/2019	03/28/2019	0
Rasmeey Corp.	Permit Application	03/07/2019	04/04/2019	05/13/2019	39
Red Stripe East Side, LLC.	Permit Application	08/13/2019	09/12/2019	09/12/2019	0
Red Stripe East Side, LLC.	Permit Application Fee	08/13/2019	09/12/2019	09/12/2019	0
Restaurant Associates of Prov. LLC I	Permit Application	01/08/2019	02/05/2019	02/06/2019	1
Restaurant Associates of Prov. LLC II	Permit Application	03/07/2019	04/04/2019	04/25/2019	21
Restaurant Associates of Prov. LLC IV	Permit Application	02/15/2019	03/08/2019	03/07/2019	0
Restaurant Associates of Prov. LLC IV	Pretreatment Plans	02/15/2019	03/08/2019	03/07/2019	0
Restaurant Associates of Prov. LLC IV	Pretreatment Plans	02/15/2019	03/08/2019	03/27/2019	19
Rhode Island College - Connection 4	Permit Application Fee	08/15/2019	09/15/2019	08/29/2019	0
Rhode Island College - Connection 4	Permit Application	08/15/2019	09/15/2019	08/29/2019	0
Rhode Island Resource Recovery Corp.	Permit Application	04/10/2019	05/10/2019	05/07/2019	0
Rhode Island Resource Recovery Corp.	Resampling Results for _____	07/01/2019	08/23/2019	08/20/2019	0

User Requirements  
Field's Point - 2019

Company	Submittal	Issue Date	Due Date	Received Date	Days Late
RI Community Food Bank	Permit Application	03/27/2019	04/26/2019	05/13/2019	17
Richard E. Gordon, DMD	One-Time Compliance Report for Dental Facilities	11/01/2019	12/15/2019	12/04/2019	0
Rico Pollo	Permit Application	05/20/2019	06/30/2019		244
RISD - Auditorium	Permit Application Fee	08/20/2019	09/19/2019	09/05/2019	0
RISD - Auditorium	Permit Application	08/20/2019	09/19/2019	09/05/2019	0
RISD - Bayard-Ewing Building	Permit Application	10/09/2019	11/08/2019	11/08/2019	0
RISD - Bayard-Ewing Building	Permit Application Fee	10/09/2019	11/08/2019	11/08/2019	0
RISD - Dexter House Garage	Permit Application Fee	10/09/2019	11/08/2019	11/08/2019	0
RISD - Dexter House Garage	Permit Application	10/09/2019	11/08/2019	11/08/2019	0
RISD - Fletcher Building	Permit Application Fee	10/08/2019	11/07/2019	11/08/2019	1
RISD - Fletcher Building	Permit Application	10/09/2019	11/06/2019	11/08/2019	2
RISD - Industrial Design Building	Permit Application Fee	10/08/2019	11/07/2019	11/08/2019	1
RISD - Industrial Design Building	Permit Application	10/09/2019	11/06/2019	11/08/2019	2
RISD - Market House	Permit Application	08/21/2019	09/20/2019	09/05/2019	0
RISD - Market House	Permit Application Fee	08/21/2019	09/20/2019	09/05/2019	0
RISD - Memorial Hall	Permit Application Fee	10/08/2019	11/07/2019	11/08/2019	1
RISD - Memorial Hall	Permit Application	10/09/2019	11/06/2019	11/08/2019	2
RISD - Metcalf Building	Permit Application	11/20/2019	12/20/2019	12/13/2019	0
RISD - Metcalf Building	Permit Application Fee	11/20/2019	12/20/2019	12/13/2019	0
RISD - Washington Building	Permit Application	05/14/2019	06/11/2019	06/03/2019	0
RISD - Waterman Building	Permit Application Fee	10/08/2019	11/07/2019	11/12/2019	5
RISD - Waterman Building	Permit Application	10/09/2019	11/06/2019	11/12/2019	6
RISD-Illustration Studies Building	Permit Application Fee	08/21/2019	09/20/2019	09/05/2019	0
RISD-Illustration Studies Building	Permit Application	08/21/2019	09/20/2019	09/05/2019	0
Ristorante Lucia	Permit Application	05/29/2019	07/01/2019	09/20/2019	81
Roastmeisters Coffee, LLC	Permit Application	07/29/2019	07/29/2019	07/29/2019	0
Roastmeisters Coffee, LLC	Permit Application Fee	07/29/2019	07/29/2019	07/29/2019	0
ROM Deli, Inc.	Permit Application	03/08/2019	04/05/2019	04/29/2019	24
Rosalina - RI	Permit Application	03/07/2019	04/04/2019	07/03/2019	90
Royal Fried Chicken, Inc.	Permit Application	10/03/2019	11/02/2019	12/17/2019	45
Royal Fried Chicken, Inc.	Permit Application Fee	10/03/2019	11/02/2019	12/23/2019	51
Ruby Thai Providence Place, Inc.	Permit Application	03/11/2019	04/12/2019	05/10/2019	28
RVS Mfg. Co.	Permit Application	10/02/2019	12/06/2019	12/02/2019	0
S.B. Winsor Dairy	Resampling Results for _____	06/18/2019	07/23/2019	08/14/2019	22
Salted Slate, Inc.	Permit Application	05/06/2019	05/30/2019	06/20/2019	21
SC Providence	Process Plans	03/26/2019	04/30/2019	08/13/2019	105
SC Providence	Permit Application	03/26/2019	04/30/2019	08/13/2019	105
SC Providence	Process Plans	11/21/2019	12/30/2019		61
SCI Rhode Island Funeral Services, LLC	Permit Application	08/08/2019	09/07/2019	09/11/2019	4
SCI Rhode Island Funeral Services, LLC	Permit Application Fee	08/08/2019	09/07/2019	09/11/2019	4
Scialo Bros. Bakery	Permit Application	03/08/2019	04/05/2019	04/01/2019	0
Scialo Bros. Bakery	Resampling Results for _____	11/20/2019	01/15/2020	01/22/2020	7
Scrambler's	Permit Application Fee	09/03/2019	09/30/2019		152
Scrambler's	Permit Application	09/03/2019	09/30/2019		152
Sicilia's Pizzeria	Permit Application Fee	08/15/2019	09/15/2019	09/06/2019	0
Sicilia's Pizzeria	Permit Application	08/15/2019	09/15/2019	09/06/2019	0
Siena, Inc.	Permit Application	08/13/2019	09/12/2019	09/17/2019	5
Siena, Inc.	Permit Application Fee	08/13/2019	09/12/2019	09/16/2019	4
Smith Hill Laundromat	Permit Application	06/06/2019	07/05/2019	07/31/2019	26
Snookers Inc.	Permit Application	01/02/2019	01/31/2019	05/16/2019	105
SRC Providence, LLC	Permit Application	08/14/2019	09/13/2019	09/03/2019	0
SRC Providence, LLC	Permit Application Fee	08/14/2019	09/13/2019	09/03/2019	0
Starbucks	Permit Application Fee	09/03/2019	09/30/2019	10/01/2019	1
Starbucks	Permit Application	09/03/2019	09/30/2019	10/01/2019	1
Starbucks (Financial Plaza)	Permit Application	03/06/2019	04/03/2019	04/26/2019	23
Starbucks Coffee Company #7419	Permit Application	05/31/2019	07/01/2019	08/13/2019	43
Steven A. Sack, D.M.D	Permit Application	08/21/2019	09/20/2019	09/16/2019	0
Steven A. Sack, D.M.D	Permit Application Fee	08/21/2019	09/20/2019	09/16/2019	0
Steven W. Silverberg DDS	Permit Application	03/08/2019	04/05/2019	03/18/2019	0

User Requirements  
Field's Point - 2019

Company	Submittal	Issue Date	Due Date	Received Date	Days Late
Stop & Shop Supermarket #722	Permit Application	02/21/2019	03/22/2019	04/08/2019	17
Stop & Shop Supermarket #725	Resampling Results for _____	02/06/2019	03/27/2019	04/24/2019	28
Surface Coatings, LLC	Resampling Results for _____	05/06/2019	05/27/2019	05/30/2019	3
Surface Coatings, LLC	Other	10/31/2019	11/07/2019	11/14/2019	7
T&T Donuts, Inc.	Permit Application Fee	10/28/2019	11/27/2019	11/26/2019	0
T&T Donuts, Inc.	Permit Application	10/28/2019	11/27/2019	11/26/2019	0
Tallulah's Taqueria	Permit Application	03/06/2019	04/03/2019	03/25/2019	0
Tenares Supermarket	Sign & Return Report	04/26/2019	05/22/2019	09/19/2019	120
Tenares Supermarket	Permit Application	05/22/2019	06/21/2019	09/19/2019	90
The Ave Bar & Grill	Permit Application	02/13/2019	03/31/2019	05/02/2019	32
The Ave Bar & Grill	Process Plans	02/13/2019	03/31/2019	05/02/2019	32
The Cheesecake Factory Restaurants, Inc.	Permit Application	03/08/2019	04/05/2019	04/02/2019	0
The Merit, LLC	Other	10/15/2019	11/15/2019	11/14/2019	0
The River Social	Permit Application	07/22/2019	08/15/2019	08/08/2019	0
The River Social	Permit Application Fee	09/05/2019	10/04/2019	09/24/2019	0
The River Social	Pretreatment Plans	09/05/2019	09/30/2019	09/25/2019	0
The River Social	Other	09/05/2019	09/30/2019	09/25/2019	0
The Salted Slate	Permit Application	03/07/2019	04/04/2019	05/07/2019	33
The Sharpe Building	Permit Application	12/12/2019	01/11/2020	01/06/2020	0
The Sharpe Building	Permit Application Fee	12/16/2019	01/11/2020	01/06/2020	0
Tienda y Taqueria Puebla	Permit Application	04/26/2019	05/29/2019	08/29/2019	92
Times 2 Incorporated	Permit Application	08/08/2019	09/07/2019	09/25/2019	18
Times 2 Incorporated	Permit Application Fee	08/08/2019	09/07/2019	10/23/2019	46
Town of North Providence Mancini Center	Permit Application	02/28/2019	03/31/2019	04/17/2019	17
Trattoria Zooma	Permit Application	11/05/2019	12/05/2019	01/28/2020	54
Tri-County Community Action	One-Time Compliance Report for Dental Facilities	11/01/2019	12/15/2019	01/07/2020	23
Tri-Jay Company	Resampling Results for _____	03/04/2019	04/26/2019	03/27/2019	0
True Bagels Inc.	Permit Application	04/04/2019	05/02/2019	05/02/2019	0
UMelt Weybosset, Inc.	Permit Application	10/09/2019	11/08/2019	10/28/2019	0
UMelt Weybosset, Inc.	Permit Application Fee	10/09/2019	11/08/2019	10/28/2019	0
Unique Plating Company	Resampling Results for _____	01/24/2019	03/22/2019	03/01/2019	0
Unique Plating Company	Resampling Results for _____	01/24/2019	03/22/2019	03/01/2019	0
Unique Plating Company	Resampling Results for _____	01/24/2019	03/22/2019	03/01/2019	0
United States Postal Service - Providence VMF	Permit Application	04/04/2019	05/02/2019	05/01/2019	0
Uno Of Providence, Inc.	Permit Application Fee	08/14/2019	09/13/2019	09/19/2019	6
Uno Of Providence, Inc.	Permit Application	08/14/2019	09/13/2019	09/03/2019	0
UTGR, Inc.	Permit Application Fee	09/05/2019	10/07/2019	09/23/2019	0
UTGR, Inc.	Permit Application	09/05/2019	10/07/2019	09/23/2019	0
Vanity Entertainment Group LLC	Permit Application Fee	08/14/2019	09/14/2019		168
Vanity Entertainment Group LLC	Permit Application	08/14/2019	09/14/2019		168
Vasilios Pizza	Permit Application	08/07/2019	09/06/2019	10/17/2019	41
Vasilios Pizza	Permit Application Fee	08/07/2019	09/06/2019	10/17/2019	41
Venda Ravioli Inc. - 271 Atwells Avenue	Permit Application	04/26/2019	05/31/2019	06/17/2019	17
Verichem Laboratories, Inc.	Permit Application	04/08/2019	05/13/2019	04/23/2019	0
Vivi Bubble Tea, Inc.	Permit Application	09/03/2019	09/30/2019	10/08/2019	8
Vivi Bubble Tea, Inc.	Permit Application Fee	09/03/2019	09/30/2019	10/08/2019	8
Vivi Bubble Tea, Inc.	Permit Application	09/03/2019	09/30/2019	10/02/2019	2
Vivi Bubble Tea, Inc.	Permit Application Fee	09/03/2019	09/30/2019	10/02/2019	2
V-Mart	Other	07/26/2019	08/21/2019	12/23/2019	124
Walach Enterprises Providence, LLC	Permit Application	03/12/2019	04/12/2019	04/10/2019	0
Walsh's Auto Body and Sales, Inc.	Permit Application	02/05/2019	03/05/2019	03/08/2019	3
Waterfire Providence	Install Sample Location	04/29/2019	05/20/2019	06/27/2019	38
Waterfire Providence	40 CFR 136 Notification	05/29/2019	06/15/2019	06/27/2019	12
Waterman Laundromat	Permit Application Fee	09/09/2019	10/09/2019	10/04/2019	0
Waterman Laundromat	Permit Application	09/09/2019	10/09/2019	10/04/2019	0
West River Endoscopy	Permit Application	05/14/2019	06/14/2019	06/20/2019	6
Weybosset Hotel LLC	Permit Application	02/21/2019	03/22/2019	03/08/2019	0
Whisk, LLC	Permit Application Fee	11/04/2019	12/04/2019	11/12/2019	0
Whisk, LLC	Permit Application	11/04/2019	12/04/2019	11/12/2019	0

User Requirements  
Field's Point - 2019

Company	Submittal	Issue Date	Due Date	Received Date	Days Late
Whole Foods Market, Inc.	Resampling Results for _____	08/09/2019	10/07/2019	09/16/2019	0
Wine & Cheese	Permit Application	01/09/2019	02/06/2019	01/17/2019	0
Wings on 5	Permit Application	05/20/2019	06/30/2019	11/12/2019	135
Wray's Investment LLC	Permit Application	10/07/2019	11/15/2019	02/03/2020	80
Wray's Investment LLC	Permit Application Fee	10/07/2019	11/06/2019	02/03/2020	89
Xoyita Tortilleria and Deli	Permit Application Fee	09/16/2019	10/16/2019		136
Xoyita Tortilleria and Deli	Permit Application	09/16/2019	10/16/2019		136
Zona Lounge	Permit Application	09/10/2019	10/10/2019	12/09/2019	60
Zona Lounge	Permit Application Fee	09/10/2019	10/10/2019	12/09/2019	60

***USER LATE REPORTS***

***BUCKLIN POINT***

User Late Reports  
Bucklin Point - 2019

Company	Report Type	Sample Location	Month/Year Satisfied	Sample Type	Sample Date	Due Date	Received Date	Days Late
3 Flags Bakery	Sample	#1	MAR-2019	Grab	04/29/2019	04/30/2019	06/25/2019	56
3 Flags Bakery	Sample	#1	SEP-2019	Grab	10/25/2019	10/30/2019	12/12/2019	43
9W Halo OpCo L.P.	pH	#1	JUL-2019	NA	NA	08/30/2019	09/11/2019	12
9W Halo OpCo L.P.	pH	#1	NOV-2019	NA	NA	12/30/2019	01/16/2020	17
9W Halo OpCo L.P.	pH	#1	OCT-2019	NA	NA	11/30/2019	12/09/2019	9
9W Halo OpCo L.P.	Sample	#1	FEB-2019	Composite	02/07/2019	03/30/2019	04/12/2019	13
Accent Plating Company	pH	#1	AUG-2019	NA	NA	09/30/2019	10/02/2019	2
Accent Plating Company	pH	#1	SEP-2019	NA	NA	10/30/2019	11/07/2019	8
Accu-Care Supply	pH	#1	MAY-2019	NA	NA	06/30/2019	07/01/2019	1
Accu-Care Supply	pH	#1	SEP-2019	NA	NA	10/30/2019	11/01/2019	2
ACS Industries, Inc.	Sample	#1	JAN-2019	Grab	01/01/2019	03/02/2019	03/11/2019	9
ACS Industries, Inc.	Sample	#1	JUL-2019	Grab	07/01/2019	08/30/2019	09/12/2019	13
Air Filtration Systems	Zero Discharge Certification	NA	APR-2019	NA	NA	05/30/2019	06/11/2019	12
Air Filtration Systems	Sample	#1	APR-2019	Grab	04/01/2019	05/30/2019	06/11/2019	12
Allstate Restaurant Equipment	Sample	#1	OCT-2019	Grab	12/05/2019	11/30/2019	12/19/2019	19
Alves and Sons Bakery	Sample	#1	OCT-2019	Grab	12/16/2019	11/30/2019	01/08/2020	39
Bachini's Bakery	Sample	#1	MAY-2019	Grab	07/17/2019	06/30/2019	08/08/2019	39
Bachini's Bakery	Sample	#1	NOV-2019	Grab	01/23/2020	12/30/2019	02/06/2020	38
Bank of America	Sample	#2	JUL-2019	Grab	07/18/2019	08/30/2019	09/09/2019	10
Blackstone Dental	Dental BMP Certification	NA	MAY-2019	NA	NA	06/30/2019	07/19/2019	19
Blackstone Dental	Sample	#1	MAY-2019	Grab	05/31/2019	06/30/2019	07/19/2019	19
Blackstone Market	Sample	#1	APR-2019	Grab	08/06/2019	05/30/2019	08/20/2019	82
Blackstone Valley Community Healthcare	Dental BMP Certification	NA	AUG-2019	NA	NA	09/30/2019	10/24/2019	24
Blackstone Valley Foot & Ankle	Sample	#1	JAN-2019	Grab	03/12/2019	03/02/2019	03/19/2019	17
Bliss Manufacturing Co., Inc.	pH	#1	JUL-2019	NA	NA	08/30/2019	09/03/2019	4
Bliss Manufacturing Co., Inc.	pH	#1	MAR-2019	NA	NA	04/30/2019	05/07/2019	7
Bliss Manufacturing Co., Inc.	pH	#1	MAY-2019	NA	NA	06/30/2019	07/09/2019	9
BTP LLC	Sample	#1	JAN-2019	Grab	03/12/2019	03/02/2019	03/25/2019	23
C & P Enterprises	Sample	#1	JAN-2019	Grab	04/12/2019	03/02/2019	04/16/2019	45
C & P Enterprises	Sample	#1	JUL-2019	Grab	12/15/2019	08/30/2019	02/03/2020	157
Cala Fruit Distributors, Inc.	Sample	#1	JAN-2019	Composite	03/28/2019	03/02/2019	03/28/2019	26
Cala Fruit Distributors, Inc.	Sample	#1	JUL-2019	Grab	09/09/2019	08/30/2019	09/10/2019	11
Catanzaros Food Products, Inc.	Sample	#1	JAN-2019	Grab	04/09/2019	03/02/2019	05/16/2019	75
Catanzaros Food Products, Inc.	Sample	#1	JUL-2019	Grab	09/16/2019	08/30/2019	09/27/2019	28
Central Auto Radiator, Inc.	pH	#1	APR-2019	NA	NA	05/30/2019	06/04/2019	5
Central Auto Radiator, Inc.	pH	#1	AUG-2019	NA	NA	09/30/2019	10/01/2019	1

User Late Reports  
Bucklin Point - 2019

Company	Report Type	Sample Location	Month/Year Satisfied	Sample Type	Sample Date	Due Date	Received Date	Days Late
Central Auto Radiator, Inc.	pH	#1	FEB-2019	NA	NA	03/30/2019	04/09/2019	10
Central Auto Radiator, Inc.	pH	#1	JUN-2019	NA	NA	07/30/2019	08/07/2019	8
Central Auto Radiator, Inc.	pH	#1	NOV-2019	NA	NA	12/30/2019	01/06/2020	7
Central Auto Radiator, Inc.	pH	#1	OCT-2019	NA	NA	11/30/2019	12/11/2019	11
Central Auto Radiator, Inc.	Sample	#1	APR-2019	Grab	04/30/2019	05/30/2019	06/07/2019	8
Central Auto Radiator, Inc.	Sample	#1	OCT-2019	Grab	10/31/2019	11/30/2019	12/11/2019	11
Cintas Corporation	pH	#1	MAR-2019	NA	NA	04/30/2019	05/03/2019	3
Cintas Corporation	pH	#1	MAY-2019	NA	NA	06/30/2019	07/26/2019	26
Cintas Corporation	Sample	#1	MAY-2019	Composite	05/20/2019	06/30/2019	08/23/2019	54
Coastal Collision & Towing, Inc.	Sample	#1	APR-2019	Grab	06/21/2019	05/30/2019	07/18/2019	49
Comfort Dental II	Dental BMP Certification	NA	APR-2019	NA	NA	05/30/2019	06/13/2019	14
Comfort Dental II	Sample	#1	APR-2019	Composite	06/11/2019	05/30/2019	06/13/2019	14
Conopco, Inc. (Site #1)	Sample	#1	AUG-2019	Composite	08/01/2019	09/30/2019	10/08/2019	8
Conopco, Inc. (Site #1)	Sample	#1	OCT-2019	Composite	10/07/2019	11/30/2019	12/02/2019	2
Continental Plastics & Packaging	Sample	#1	JUL-2019	Grab	07/11/2019	08/30/2019	09/09/2019	10
Creative Stone Countertops Inc.	Zero Discharge Certification	NA	JAN-2019	NA	NA	03/02/2019	03/14/2019	12
Crooked Current Brewery	Sample	#1	OCT-2019	Grab	11/27/2019	11/30/2019	12/13/2019	13
Crown Collision Center	Sample	#1	JAN-2019	Grab	03/19/2019	03/02/2019	03/28/2019	26
Dave's Marketplace	Sample	#1	JAN-2019	Grab	03/11/2019	03/02/2019	03/15/2019	13
Dental Associates of Cumberland, Inc.	Dental BMP Certification	NA	JAN-2019	NA	NA	03/02/2019	03/05/2019	3
Dental Group of Pawtucket	Dental BMP Certification	NA	DEC-2018	NA	NA	01/30/2019	02/19/2019	20
Dr. Anita N. Vasvani, D.M.D.	Dental BMP Certification	NA	MAR-2019	NA	NA	04/30/2019	05/07/2019	7
Dupuis Oil	Sample	#1	APR-2019	Grab	04/26/2019	05/30/2019	06/13/2019	14
East Providence Fire Station #3	Sample	#1	JUL-2019	Grab	08/27/2019	08/30/2019	09/30/2019	31
Eaton Corporation	pH	#1	FEB-2019	NA	NA	03/30/2019	04/22/2019	23
Eglantina Kica, D.M.D.	Dental BMP Certification	NA	NOV-2019	NA	NA	12/30/2019	01/10/2020	11
Eglantina Kica, D.M.D.	Sample	#1	NOV-2019	Grab	11/01/2019	12/30/2019	01/10/2020	11
Flor Di Brava	Sample	#1	APR-2019	Grab	06/27/2019	05/30/2019	08/13/2019	75
Flor Di Brava	Sample	#1	OCT-2019	Grab	11/20/2019	11/30/2019	12/09/2019	9
Foolproof Brewing Co., LLC	Sample	#1	JUL-2019	Grab	09/16/2019	08/30/2019	11/20/2019	82
Garden Meat Market, LLC	Sample	#2	APR-2019	Grab	01/05/2020	05/30/2019	01/30/2020	245
Garden Meat Market, LLC	Sample	#2	OCT-2019	Grab	01/07/2020	11/30/2019	01/30/2020	61
General Cable Industries, LLC	pH	#1	NOV-2019	NA	NA	12/30/2019	01/13/2020	14
Gingersnaps Bakery	Sample	#1	JUN-2019	Grab	09/11/2019	07/30/2019	09/23/2019	55
Happy Smile	Dental BMP Certification	NA	FEB-2019	NA	NA	03/30/2019	04/03/2019	4
Harris Industries, Inc.	Zero Discharge Certification	NA	OCT-2019	NA	NA	11/30/2019	12/06/2019	6

User Late Reports  
Bucklin Point - 2019

Company	Report Type	Sample Location	Month/Year Satisfied	Sample Type	Sample Date	Due Date	Received Date	Days Late
Harris Industries, Inc.	Sample	#1	OCT-2019	Grab	10/17/2019	11/30/2019	12/06/2019	6
Hindley Manufacturing Company	pH	#1	OCT-2019	NA	NA	11/30/2019	12/05/2019	5
HM Vincent, DMD, LLC	Dental BMP Certification	NA	DEC-2018	NA	NA	01/30/2019	02/08/2019	9
HM Vincent, DMD, LLC	Sample	#1	DEC-2019	Grab	12/31/2019	01/30/2020	02/20/2020	21
HP Services, Inc.	pH	#1	AUG-2019	NA	NA	09/30/2019	10/09/2019	9
Impact Custom Apparel, LLC	Sample	#1	APR-2019	Grab	05/09/2019	05/30/2019	06/10/2019	11
Impact Custom Apparel, LLC	Sample	#1	OCT-2019	Grab	11/12/2019	11/30/2019	01/15/2020	46
Ink Solution	Sample	#1	APR-2019	Grab	06/06/2019	05/30/2019	07/08/2019	39
Ink Solution	Sample	#1	OCT-2019	Composite	11/12/2019	11/30/2019	12/13/2019	13
International Meat Market	Sample	#1	APR-2019	Grab	06/04/2019	05/30/2019	06/20/2019	21
International Meat Market	Sample	#2	APR-2019	Grab	06/04/2019	05/30/2019	06/20/2019	21
Isle Brewers Guild	pH	#1	APR-2019	NA	NA	05/30/2019	06/03/2019	4
Isle Brewers Guild	pH	#1	AUG-2019	NA	NA	09/30/2019	10/08/2019	8
Isle Brewers Guild	pH	#1	DEC-2019	NA	NA	01/30/2020	01/31/2020	1
Isle Brewers Guild	pH	#1	FEB-2019	NA	NA	03/30/2019	04/01/2019	2
Isle Brewers Guild	pH	#1	JUL-2019	NA	NA	08/30/2019	09/16/2019	17
Isle Brewers Guild	Sample	#1	JAN-2019	Composite	01/10/2019	03/02/2019	03/11/2019	9
JAR Bakers Supply	Sample	#1	APR-2019	Grab	05/07/2019	05/30/2019	06/28/2019	29
JH Davis, LLC.	Zero Discharge Certification	NA	JAN-2019	NA	NA	03/02/2019	03/11/2019	9
JH Davis, LLC.	Sample	#1	JAN-2019	Grab	01/01/2019	03/02/2019	03/11/2019	9
John H. Collins & Sons Company	Sample	#1	MAR-2019	Composite	03/26/2019	04/30/2019	05/03/2019	3
K&W Webbing Company	pH	#1	DEC-2019	NA	NA	01/30/2020	02/06/2020	7
K&W Webbing Company	pH	#1	JAN-2019	NA	NA	03/02/2019	03/07/2019	5
K&W Webbing Company	pH	#1	JUL-2019	NA	NA	08/30/2019	09/03/2019	4
K&W Webbing Company	pH	#1	MAR-2019	NA	NA	04/30/2019	05/03/2019	3
K&W Webbing Company	pH	#1	SEP-2019	NA	NA	10/30/2019	11/04/2019	5
Kenneth Castellucci & Associates, Inc.	Zero Discharge Certification	NA	DEC-2018	NA	NA	01/30/2019	02/15/2019	16
Kenneth Castellucci & Associates, Inc.	Zero Discharge Certification	NA	JUN-2019	NA	NA	07/30/2019	08/08/2019	9
Kenneth Castellucci & Associates, Inc.	Sample	#1	JUN-2019	Grab	06/01/2019	07/30/2019	08/08/2019	9
Kitchen & Counter Top Center of N.E.	Zero Discharge Certification	NA	APR-2019	NA	NA	05/30/2019	06/20/2019	21
Kitchen & Counter Top Center of N.E.	Zero Discharge Certification	NA	OCT-2019	NA	NA	11/30/2019	12/27/2019	27
Lincoln High School	Sample	#1	MAR-2019	Grab	06/19/2019	04/30/2019	07/10/2019	71
Lincoln High School	Sample	#1	SEP-2019	Composite	11/06/2019	10/30/2019	11/08/2019	9
Lindsay Ciombor Brislin, DMD	Dental BMP Certification	NA	OCT-2019	NA	NA	11/30/2019	12/12/2019	12
Lydia A. Klufas, DDS	Dental BMP Certification	NA	DEC-2018	NA	NA	01/30/2019	02/25/2019	26
Lydia A. Klufas, DDS	Sample	#1	DEC-2019	Grab	12/01/2019	01/30/2020	02/10/2020	11



User Late Reports  
Bucklin Point - 2019

Company	Report Type	Sample Location	Month/Year Satisfied	Sample Type	Sample Date	Due Date	Received Date	Days Late
M & M NY System	Sample	#1	JAN-2019	Grab	02/11/2019	03/02/2019	03/11/2019	9
M & M NY System	Sample	#1	JUL-2019	Grab	09/12/2019	08/30/2019	10/04/2019	35
Main Street Market, Inc.	Sample	#1	JUL-2019	Grab	09/08/2019	08/30/2019	10/04/2019	35
Maroon Group, LLC.	pH	#1	APR-2019	NA	NA	05/30/2019	06/10/2019	11
Maroon Group, LLC.	pH	#1	AUG-2019	NA	NA	09/30/2019	10/04/2019	4
Maroon Group, LLC.	pH	#1	DEC-2019	NA	NA	01/30/2020	02/10/2020	11
Maroon Group, LLC.	pH	#1	NOV-2019	NA	NA	12/30/2019	01/06/2020	7
Maroon Group, LLC.	Sample	#1	JAN-2019	Grab	01/11/2019	03/02/2019	03/14/2019	12
Maroon Group, LLC.	Sample	#1	JUL-2019	Grab	08/29/2019	08/30/2019	09/13/2019	14
Marotta Food Corporation	Sample	#1	SEP-2019	Grab	09/27/2019	10/30/2019	12/05/2019	36
Materion Technical Materials, Inc.	pH	#1	JAN-2019	NA	NA	03/02/2019	03/04/2019	2
Materion Technical Materials, Inc.	Sample	#1	JAN-2019	Composite	01/02/2019	03/02/2019	03/04/2019	2
Materion Technical Materials, Inc.	Sample	#2	JAN-2019	Composite	01/02/2019	03/02/2019	03/04/2019	2
MDB-T LLC	Sample	#1	JUL-2019	Grab	09/19/2019	08/30/2019	10/23/2019	54
Michael Healy Designs, Inc.	pH	#1	JAN-2019	NA	NA	03/02/2019	03/12/2019	10
Michael Healy Designs, Inc.	pH	#1	JUL-2019	NA	NA	08/30/2019	09/06/2019	7
Michael Healy Designs, Inc.	pH	#1	MAR-2019	NA	NA	04/30/2019	05/09/2019	9
Michael Healy Designs, Inc.	pH	#1	MAY-2019	NA	NA	06/30/2019	07/15/2019	15
Michael Healy Designs, Inc.	Zero Discharge Certification	NA	JAN-2019	NA	NA	03/02/2019	03/12/2019	10
Michael Healy Designs, Inc.	Zero Discharge Certification	NA	JUL-2019	NA	NA	08/30/2019	09/06/2019	7
Michael Healy Designs, Inc.	Zero Discharge Certification	NA	MAR-2019	NA	NA	04/30/2019	05/09/2019	9
Michael Healy Designs, Inc.	Zero Discharge Certification	NA	MAY-2019	NA	NA	06/30/2019	07/15/2019	15
Michael Healy Designs, Inc.	Zero Discharge Certification	NA	OCT-2019	NA	NA	11/30/2019	12/13/2019	13
Michael's Meats	Sample	#1	JUL-2019	Grab	11/14/2019	08/30/2019	12/09/2019	101
Mirror Image	Sample	#1	APR-2019	Grab	08/26/2019	05/30/2019	09/12/2019	105
Murdock Webbing Co., Inc.	pH	#1	JUN-2019	NA	NA	07/30/2019	08/05/2019	6
NECVW, Inc.	Sample	#1	JAN-2019	Grab	03/13/2019	03/02/2019	03/29/2019	27
New England Paper Tube Co.	Sample	#1	JUL-2019	Grab	09/04/2019	08/30/2019	09/12/2019	13
Northeast Knitting, Inc.	pH	#1	JAN-2019	NA	NA	03/02/2019	03/11/2019	9
Northeast Knitting, Inc.	pH	#1	JUL-2019	NA	NA	08/30/2019	09/20/2019	21
Northeast Knitting, Inc.	pH	#1	MAR-2019	NA	NA	04/30/2019	05/01/2019	1
Northeast Knitting, Inc.	pH	#1	MAY-2019	NA	NA	06/30/2019	07/18/2019	18
Organic Dyes and Pigments, LLC.	pH	#1	DEC-2019	NA	NA	01/30/2020	02/07/2020	8
Orion Retail	Zero Discharge Certification	NA	JUN-2019	NA	NA	07/30/2019	08/14/2019	15
Paul G. Roque, DDS	Dental BMP Certification	NA	NOV-2019	NA	NA	12/30/2019	01/13/2020	14
Paul G. Roque, DDS	Sample	#1	NOV-2019	Grab	11/01/2019	12/30/2019	01/13/2020	14

User Late Reports  
Bucklin Point - 2019

Company	Report Type	Sample Location	Month/Year Satisfied	Sample Type	Sample Date	Due Date	Received Date	Days Late
Paulo J. DaRosa, DDS	Dental BMP Certification	NA	DEC-2018	NA	NA	01/30/2019	02/14/2019	15
Paulo J. DaRosa, DDS	Sample	#1	DEC-2019	Grab	02/03/2020	01/30/2020	02/05/2020	6
Pawtucket Lion Pizza, Inc.	Sample	#1	OCT-2019	Grab	12/16/2019	11/30/2019	01/23/2020	54
Pawtucket Power Associates	Cooling Tower Chemical Certification	NA	OCT-2019	NA	NA	11/30/2019	12/02/2019	2
Pawtucket Power Associates	Sample	#1	JAN-2019	Composite	02/14/2019	03/02/2019	03/26/2019	24
Pawtucket Power Associates	Sample	#1	OCT-2019	Composite	11/07/2019	11/30/2019	12/24/2019	24
Pawtucket Power Associates	Sample	#4	JAN-2019	Composite	02/14/2019	03/02/2019	03/26/2019	24
Pawtucket Power Associates	Sample	#4	OCT-2019	Composite	11/07/2019	11/30/2019	12/24/2019	24
Philip J. Calabro, D.M.D.	Dental BMP Certification	NA	APR-2019	NA	NA	05/30/2019	06/06/2019	7
Philip J. Calabro, D.M.D.	Sample	#1	APR-2019	Grab	04/01/2019	05/30/2019	06/06/2019	7
Piatek Machine Co., Inc.	Zero Discharge Certification	NA	APR-2019	NA	NA	05/30/2019	06/06/2019	7
Piatek Machine Co., Inc.	Zero Discharge Certification	NA	OCT-2019	NA	NA	11/30/2019	12/13/2019	13
Precision Polishing & Ornamentals, Inc.	Zero Discharge Certification	NA	DEC-2018	NA	NA	01/30/2019	02/12/2019	13
Precision Polishing & Ornamentals, Inc.	Zero Discharge Certification	NA	JUN-2019	NA	NA	07/30/2019	08/05/2019	6
Precision Polishing & Ornamentals, Inc.	Sample	#1	JUN-2019	Grab	06/03/2019	07/30/2019	08/05/2019	6
R & D Manufacturing, Inc.	Zero Discharge Certification	NA	NOV-2019	NA	NA	12/30/2019	01/08/2020	9
R & D Manufacturing, Inc.	Zero Discharge Certification	NA	SEP-2019	NA	NA	10/30/2019	11/06/2019	7
Rand Whitney Southeast Container, LLC	Sample	#1	APR-2019	Grab	05/31/2019	05/30/2019	06/05/2019	6
RIDCO Casting Co.	pH	#1	FEB-2019	NA	NA	03/30/2019	04/08/2019	9
RIDCO Casting Co.	Sample	#1	JAN-2019	Grab	02/07/2019	03/02/2019	03/11/2019	9
School Street Warehouse, LLC	Sample	#1	APR-2019	Grab	07/10/2019	05/30/2019	07/15/2019	46
School Street Warehouse, LLC	Sample	#1	OCT-2019	Grab	10/01/2019	11/30/2019	01/21/2020	52
Seabra Foods III, Inc.	Sample	#1	MAR-2019	Grab	06/11/2019	04/30/2019	07/29/2019	90
Seabra Foods III, Inc.	Sample	#1	SEP-2019	Grab	10/21/2019	10/30/2019	01/06/2020	68
Seabra Foods III, Inc.	Sample	#2	MAR-2019	Grab	06/11/2019	04/30/2019	07/29/2019	90
Seabra Foods III, Inc.	Sample	#2	SEP-2019	Grab	10/21/2019	10/30/2019	01/06/2020	68
Seabra Foods III, Inc.	Sample	#3	MAR-2019	Grab	06/11/2019	04/30/2019	07/29/2019	90
Seabra Foods III, Inc.	Sample	#3	SEP-2019	Grab	10/21/2019	10/30/2019	01/06/2020	68
Semi Sweet	Sample	#1	APR-2019	Grab	04/01/2019	05/30/2019	12/17/2019	201
Semi Sweet	Sample	#1	OCT-2019	Grab	10/01/2019	11/30/2019	12/17/2019	17
Sewrite Embroidery	Sample	#1	APR-2019	Grab	04/28/2019	05/30/2019	06/05/2019	6
Sewrite Embroidery	Sample	#1	OCT-2019	Grab	10/27/2019	11/30/2019	12/13/2019	13
Sonid LLC	Sample	#1	APR-2019	Grab	06/14/2019	05/30/2019	07/17/2019	48
Sonid LLC	Sample	#1	OCT-2019	Grab	12/05/2019	11/30/2019	12/27/2019	27
Spirit Recognition	Sample	#1	APR-2019	Grab	05/15/2019	05/30/2019	06/05/2019	6
Spirit Recognition	Sample	#1	OCT-2019	Grab	10/29/2019	11/30/2019	12/06/2019	6

User Late Reports  
Bucklin Point - 2019

Company	Report Type	Sample Location	Month/Year Satisfied	Sample Type	Sample Date	Due Date	Received Date	Days Late
Stolberger, Inc.	Sample	#1	JUL-2019	Grab	09/10/2019	08/30/2019	09/10/2019	11
Stop & Shop Supermarket #710	Sample	#1	AUG-2019	Grab	08/05/2019	09/30/2019	10/07/2019	7
Stop & Shop Supermarket #710	Sample	#1	MAR-2019	Grab	04/18/2019	04/30/2019	06/03/2019	34
Stop & Shop Supermarket #710	Sample	#1	MAR-2019	Grab	04/23/2019	04/30/2019	06/03/2019	34
Summit Manufacturing Corporation	pH	#1	FEB-2019	NA	NA	03/30/2019	04/23/2019	24
Summit Manufacturing Corporation	pH	#1	JUL-2019	NA	NA	08/30/2019	09/26/2019	27
Summit Manufacturing Corporation	pH	#1	MAY-2019	NA	NA	06/30/2019	07/11/2019	11
Summit Manufacturing Corporation	Sample	#1	AUG-2019	Composite	08/30/2019	09/30/2019	10/16/2019	16
Summit Manufacturing Corporation	Sample	#1	FEB-2019	Composite	02/28/2019	03/30/2019	04/23/2019	24
Summit Manufacturing Corporation	Sample	#1	JUL-2019	Composite	07/31/2019	08/30/2019	09/26/2019	27
Summit Manufacturing Corporation	Sample	#1	MAR-2019	Composite	03/29/2019	04/30/2019	05/16/2019	16
Summit Manufacturing Corporation	Sample	#1	MAY-2019	Composite	05/31/2019	06/30/2019	07/11/2019	11
Summit Manufacturing Corporation	Sample	#1	SEP-2019	Composite	09/30/2019	10/30/2019	11/07/2019	8
Tanya Creations, Inc.	Zero Discharge Certification	NA	JAN-2019	NA	NA	03/02/2019	03/11/2019	9
Tanya Creations, Inc.	Sample	#1	JAN-2019	Grab	01/01/2019	03/02/2019	03/11/2019	9
The Okonite Company	Sample	#1	SEP-2019	Composite	09/12/2019	10/30/2019	11/12/2019	13
The Stop & Shop Supermarket Co. LLC	Sample	#1	AUG-2019	Grab	08/05/2019	09/30/2019	10/07/2019	7
The Stop & Shop Supermarket Co. LLC	Sample	#1	AUG-2019	Grab	08/12/2019	09/30/2019	10/07/2019	7
The Stop & Shop Supermarket Co. LLC	Sample	#1	AUG-2019	Grab	08/19/2019	09/30/2019	10/07/2019	7
The Stop & Shop Supermarket Co. LLC	Sample	#1	AUG-2019	Grab	08/27/2019	09/30/2019	10/07/2019	7
Top Shell LLC	Sample	#1	APR-2019	Grab	03/13/2019	05/30/2019	07/11/2019	42
Top Shell LLC	Sample	#1	OCT-2019	Grab	01/14/2020	11/30/2019	01/23/2020	54
Tracey Gear Inc.	Zero Discharge Certification	NA	JAN-2019	NA	NA	03/02/2019	03/13/2019	11
Tracey Gear Inc.	Zero Discharge Certification	NA	JUL-2019	NA	NA	08/30/2019	09/11/2019	12
Tracey Gear Inc.	Sample	#1	JAN-2019	Grab	01/01/2019	03/02/2019	03/13/2019	11
Tracey Gear Inc.	Sample	#1	JUL-2019	Grab	09/01/2019	08/30/2019	09/01/2019	2
Truex, Inc.	pH	#1	FEB-2019	NA	NA	03/30/2019	04/03/2019	4
V. George Rustigian Rugs Inc. - Meeting Street	pH	#1	APR-2019	NA	NA	05/30/2019	06/13/2019	14
V. George Rustigian Rugs Inc. - Meeting Street	pH	#1	AUG-2019	NA	NA	09/30/2019	10/03/2019	3
V. George Rustigian Rugs Inc. - Meeting Street	pH	#1	JAN-2019	NA	NA	03/02/2019	03/27/2019	25
V. George Rustigian Rugs Inc. - Meeting Street	pH	#1	JUL-2019	NA	NA	08/30/2019	09/06/2019	7
V. George Rustigian Rugs Inc. - Meeting Street	pH	#1	MAR-2019	NA	NA	04/30/2019	05/02/2019	2
V. George Rustigian Rugs Inc. - Meeting Street	pH	#1	MAY-2019	NA	NA	06/30/2019	07/17/2019	17
V. George Rustigian Rugs Inc. - Meeting Street	pH	#2	APR-2019	NA	NA	05/30/2019	06/13/2019	14
V. George Rustigian Rugs Inc. - Meeting Street	pH	#2	AUG-2019	NA	NA	09/30/2019	10/03/2019	3
V. George Rustigian Rugs Inc. - Meeting Street	pH	#2	JAN-2019	NA	NA	03/02/2019	03/27/2019	25

User Late Reports  
Bucklin Point - 2019

Company	Report Type	Sample Location	Month/Year Satisfied	Sample Type	Sample Date	Due Date	Received Date	Days Late
V. George Rustigian Rugs Inc. - Meeting Street	pH	#2	JUL-2019	NA	NA	08/30/2019	09/06/2019	7
V. George Rustigian Rugs Inc. - Meeting Street	pH	#2	MAR-2019	NA	NA	04/30/2019	05/02/2019	2
V. George Rustigian Rugs Inc. - Meeting Street	pH	#2	MAY-2019	NA	NA	06/30/2019	07/17/2019	17
VIP Car Wash	Sample	#1	AUG-2019	Grab	09/26/2019	09/30/2019	10/11/2019	11
VIP Car Wash	Sample	#1	FEB-2019	Grab	04/05/2019	03/30/2019	04/25/2019	26
Water Works Car Wash	Sample	#1	JAN-2019	Grab	01/31/2019	03/02/2019	04/17/2019	46
Water Works Car Wash	Sample	#1	JUL-2019	Grab	08/30/2019	08/30/2019	10/08/2019	39
Wildtree Herbs, Inc.	Sample	#1	JAN-2019	Grab	03/01/2019	03/02/2019	03/13/2019	11
Wildtree Herbs, Inc.	Sample	#2	JAN-2019	Grab	03/01/2019	03/02/2019	03/13/2019	11
William Naughton, DDS	Dental BMP Certification	NA	OCT-2019	NA	NA	11/30/2019	12/13/2019	13
Xelapan Bakery and Convenience	Sample	#1	DEC-2019	Grab	01/07/2020	01/30/2020	01/31/2020	1
Xelapan Bakery and Convenience	Sample	#1	JUN-2019	Grab	07/01/2019	07/30/2019	08/19/2019	20
Zaccagnini's Pastry Shoppe	Sample	#1	APR-2019	Grab	04/02/2019	05/30/2019	06/05/2019	6
Zaccagnini's Pastry Shoppe	Sample	#1	OCT-2019	Grab	10/29/2019	11/30/2019	12/13/2019	13
Zebra Technologies Corporation	Sample	#1	MAY-2019	Grab	06/17/2019	06/30/2019	07/24/2019	24

***USER REQUIREMENTS***

***BUCKLIN POINT***

User Requirements  
Bucklin Point - 2019

Company	Submittal	Issue Date	Due Date	Received Date	Days Late
593 Mineral Spring Avenue Associates, LLC	Permit Application	11/26/2019	12/31/2019	12/31/2019	0
593 Mineral Spring Avenue Associates, LLC	Permit Application Fee	11/26/2019	12/31/2019	12/31/2019	0
A.G. Dental & Implant Center	One-Time Compliance Report for Dental Facilities	11/01/2019	12/15/2019		76
A+J Enterprises, LLC	Permit Application	05/14/2019	06/11/2019	06/27/2019	16
Accent Plating Company	Resampling Results for _____	03/11/2019	05/03/2019	04/26/2019	0
ACS Industries, Inc.	Permit Application Fee	12/10/2019	01/13/2020	02/07/2020	25
ACS Industries, Inc.	Permit Application	12/10/2019	01/13/2020	01/29/2020	16
Aladdin Club	Permit Application	01/09/2019	02/06/2019	02/14/2019	8
Alves and Sons Bakery	Permit Application	04/04/2019	05/02/2019	05/08/2019	6
Ampex Brands Pizza of NE, Inc.	Permit Application	02/27/2019	04/30/2019	04/01/2019	0
APBVP, Inc.	Permit Application	03/27/2019	04/26/2019	05/30/2019	34
Arigna Irish Pub & Coal Fire Pizza	Other	02/15/2019	03/28/2019	03/18/2019	0
Arigna Irish Pub & Coal Fire Pizza	Install Sample Location	04/16/2019	05/10/2019	06/11/2019	32
ARJK, Inc.	Permit Application	03/12/2019	04/30/2019	05/06/2019	6
Armando & Sons Meat Market	Resampling Results for _____	02/11/2019	04/08/2019	03/25/2019	0
Arthur G. Georgeu, D.M.D.	One-Time Compliance Report for Dental Facilities	11/01/2019	12/15/2019	11/14/2019	0
Aspen Aerogels Rhode Island, LLC	Other	03/21/2019	03/25/2019	03/26/2019	1
Aspen Aerogels Rhode Island, LLC	Other	04/24/2019	05/30/2019	05/29/2019	0
Aspen Aerogels Rhode Island, LLC	Resampling Results for _____	05/07/2019	06/28/2019	06/17/2019	0
Aspen Aerogels Rhode Island, LLC	Permit Application	06/06/2019	08/15/2019	08/09/2019	0
Aspen Aerogels Rhode Island, LLC	Permit Application	06/06/2019	07/05/2019	07/29/2019	24
Baja's Mexican Grill	Permit Application	05/20/2019	06/30/2019	11/15/2019	138
Banai Bro of Lincoln LLC	Permit Application Fee	09/03/2019	09/30/2019	02/03/2020	126
Banai Bro of Lincoln LLC	Permit Application	09/03/2019	09/30/2019	02/03/2020	126
Bank of America	Permit Application	08/15/2019	09/15/2019	11/07/2019	53
Bank of America	Permit Application Fee	08/15/2019	09/15/2019	11/07/2019	53
Benedict J. Ingegneri Jr. DMD PC Inc.	Permit Application	01/04/2019	01/31/2019	02/19/2019	19
Benjamin III, Inc.	Permit Application Fee	10/09/2019	11/08/2019		113
Benjamin III, Inc.	Permit Application	10/10/2019	11/09/2019		112
BEST Engineered Surface Technologies, LLC	Permit Application Fee	12/12/2019	01/13/2020	01/13/2020	0
Blackstone Donuts, Inc.	Permit Application	04/26/2019	05/30/2019	06/14/2019	15
Blackstone Valley Community Health	Permit Application	02/14/2019	03/31/2019	03/27/2019	0
Blackstone Valley Community Health	Pretreatment Plans	02/14/2019	03/31/2019	03/27/2019	0
Blackstone Valley Community Health	One-Time Compliance Report for Dental Facilities	02/14/2019	03/31/2019	03/27/2019	0
Boot Black	Permit Application	05/16/2019	06/30/2019	07/01/2019	1
Boot Black	Process Plans	08/28/2019	09/30/2019	10/03/2019	3
Boys and Girls Club of Cumberland	Permit Application Fee	09/03/2019	09/30/2019	01/14/2020	106
Boys and Girls Club of Cumberland	Permit Application	09/03/2019	09/30/2019	01/14/2020	106
Boys and Girls Club of Pawtucket	Permit Application	05/16/2019	07/01/2019	07/01/2019	0
Boys and Girls Club of Pawtucket	Process Plans	05/16/2019	07/01/2019	07/01/2019	0
Bubble Room Car Wash, Inc.	Other	04/01/2019	04/30/2019	04/25/2019	0
Bubble Room Car Wash, Inc.	Permit Application	08/07/2019	09/06/2019	08/20/2019	0
Bubble Room Car Wash, Inc.	Permit Application Fee	08/07/2019	09/06/2019	08/20/2019	0
Bubble Wash	Permit Application	06/06/2019	07/05/2019	06/12/2019	0
Burger King	Permit Application	09/03/2019	09/30/2019	10/10/2019	10
Burger King	Permit Application Fee	09/03/2019	09/30/2019	10/10/2019	10
Burton M. Ogata, D.M.D	Permit Application	02/21/2019	03/22/2019	03/11/2019	0
Carlisle Hardcast, LLC	Permit Application Fee	08/27/2019	09/30/2019	10/01/2019	1
Carlisle Hardcast, LLC	Permit Application	08/27/2019	09/30/2019	10/01/2019	1
Catanzaros Food Products, Inc.	Permit Application Fee	09/16/2019	10/16/2019	10/16/2019	0
Catanzaros Food Products, Inc.	Permit Application	09/16/2019	10/16/2019	10/10/2019	0
Central Auto Radiator, Inc.	Permit Application	02/26/2019	03/26/2019	04/08/2019	13
Charles E. Shea High School	Permit Application	05/29/2019	07/01/2019	06/25/2019	0
Chemart Company	Resampling Results for _____	07/15/2019	08/15/2019	08/15/2019	0
Chi Foods, LLC	Permit Application	05/16/2019	06/30/2019	10/10/2019	102
Christa Rodenas, DDS	One-Time Compliance Report for Dental Facilities	11/01/2019	12/15/2019	12/06/2019	0
Cintas Corporation	Resampling Results for _____	05/30/2019	07/01/2019	07/12/2019	11
Cintas Corporation	Resampling Results for _____	07/15/2019	07/22/2019	08/22/2019	31

User Requirements  
Bucklin Point - 2019

Company	Submittal	Issue Date	Due Date	Received Date	Days Late
Cintas Corporation	Resampling Results for _____	07/30/2019	08/30/2019	08/22/2019	0
Cintas Corporation	Resampling Results for _____	08/27/2019	09/24/2019	10/04/2019	10
Coia Sanitation Services	Permit Application	05/14/2019	06/11/2019	06/17/2019	6
Colbea Enterprises LLC	Permit Application	05/20/2019	06/30/2019	08/09/2019	40
Colbea Enterprises LLC	Pretreatment Plans	08/27/2019	09/30/2019	10/21/2019	21
COLM123, LLC	Pretreatment Plans	05/21/2019	06/30/2019	05/30/2019	0
COLM123, LLC	Permit Application	05/21/2019	06/30/2019	05/30/2019	0
COLM123, LLC	Pretreatment Plans	05/21/2019	06/30/2019	05/30/2019	0
COLM123, LLC	Permit Application	05/21/2019	06/30/2019	05/30/2019	0
Colonial Bakery	Permit Application	05/20/2019	06/30/2019		244
Commercial Painting, Inc.	Seal Floor Drains	03/27/2019	04/30/2019	05/14/2019	14
Cool Air Creations Inc.	Permit Application	10/11/2019	11/11/2019	11/12/2019	1
Cool Air Creations Inc.	Permit Application Fee	10/11/2019	11/11/2019	11/12/2019	1
Cottage Street Donuts	Permit Application	08/19/2019	09/18/2019	09/12/2019	0
Cottage Street Donuts	Permit Application Fee	08/19/2019	09/18/2019	09/12/2019	0
Crest Manufacturing Company	Permit Application Fee	12/09/2019	01/08/2020	12/23/2019	0
Crest Manufacturing Company	Permit Application	12/09/2019	01/08/2020	12/18/2019	0
Crown Collision Center	Resampling Results for _____	04/01/2019	05/24/2019	08/08/2019	76
Cumberland Dental	One-Time Compliance Report for Dental Facilities	11/01/2019	12/15/2019	12/02/2019	0
Cumberland Farms	Permit Application	02/27/2019	03/31/2019	06/10/2019	71
Cumberland Public Schools	Permit Application	05/01/2019	05/29/2019	05/13/2019	0
CVS Pharmacy, Inc.	Permit Application	01/09/2019	02/06/2019	02/06/2019	0
CW Lanes and Games	Permit Application	03/06/2019	04/03/2019	05/28/2019	55
Daiohs U.S.A. Inc.	Permit Application	10/14/2019	11/22/2019	11/22/2019	0
Daiohs U.S.A. Inc.	Permit Application Fee	10/14/2019	11/22/2019	11/22/2019	0
Darlington Assisted Living Center	Pump Grease Trap	01/18/2019	02/22/2019	02/14/2019	0
Davenport Restaurant	Permit Application	11/04/2019	12/04/2019	11/25/2019	0
Davenport Restaurant	Permit Application Fee	11/04/2019	12/04/2019	11/25/2019	0
Dental Solutions	One-Time Compliance Report for Dental Facilities	11/01/2019	12/15/2019	01/27/2020	43
Diamond Hill Dental & Associates	One-Time Compliance Report for Dental Facilities	11/01/2019	12/15/2019	11/18/2019	0
Dr. Anita N. Vasvani, D.M.D.	Permit Application	01/17/2019	02/07/2019	01/30/2019	0
Dunkin Donuts - Cumberland	Repair Grease Trap	04/30/2019	05/31/2019	05/31/2019	0
East Providence Fire Station #3	Resampling Results for _____	05/13/2019	07/08/2019	09/30/2019	84
Eaton Corporation	Signed Permit	09/09/2019	10/28/2019	10/31/2019	3
Ecological Fibers, Inc.	Resampling Results for _____	08/22/2019	09/30/2019	09/12/2019	0
El Salvador Bakery	Permit Application	08/27/2019	09/30/2019	09/30/2019	0
El Salvador Bakery	Permit Application Fee	08/27/2019	09/30/2019	09/30/2019	0
El Salvador Bakery	Pretreatment Plans	08/27/2019	09/30/2019	10/08/2019	8
ELKA Restaurant, Inc.	Repair Grease Trap	10/24/2019	11/30/2019	12/12/2019	12
Emery Realty Inc./Fountain Street Grille	Permit Application	04/04/2019	05/02/2019	04/24/2019	0
Extreme Clean Laundry	Pretreatment Plans	03/28/2019	04/30/2019	04/04/2019	0
Extreme Clean Laundry	Permit Application	03/28/2019	04/30/2019	04/04/2019	0
Family and Cosmetic Dentistry	One-Time Compliance Report for Dental Facilities	11/01/2019	12/15/2019	01/23/2020	39
FGX International	Permit Application	02/11/2019	03/11/2019	03/26/2019	15
Finlay Extracts & Ingredients USA, Inc.	40 CFR 136 Notification	02/12/2019	02/28/2019	03/14/2019	14
Freeway Laundry II	Permit Application	10/03/2019	11/02/2019	11/01/2019	0
Freeway Laundry II	Permit Application Fee	10/03/2019	11/02/2019	11/01/2019	0
Fully Rooted Juicery	Pretreatment Plans	08/28/2019	09/30/2019	11/14/2019	45
Fun Smiles, Inc.	One-Time Compliance Report for Dental Facilities	11/01/2019	12/15/2019	12/06/2019	0
Garden Meat Market, LLC	Repair Grease Trap	11/20/2019	12/20/2019	12/16/2019	0
Garden Meat Market, LLC	Resampling Results for _____	12/18/2019	02/07/2020	01/30/2020	0
Gingersnaps Bakery	Resampling Results for _____	09/24/2019	12/06/2019	12/12/2019	6
Godfrey & Wing, Inc.	Permit Application	01/09/2019	02/15/2019	01/23/2019	0
Good Eats Diner, Inc.	Process Plans	11/05/2019	12/05/2019	12/23/2019	18
Good Eats Diner, Inc.	Permit Application Fee	11/05/2019	12/05/2019	12/23/2019	18
Good Eats Diner, Inc.	Permit Application	11/05/2019	12/05/2019	12/23/2019	18
Hasbro, Inc.	Permit Application	03/12/2019	04/15/2019	04/02/2019	0
Highland Dental Group, Inc.	Permit Application	03/06/2019	04/03/2019	03/22/2019	0

User Requirements  
Bucklin Point - 2019

Company	Submittal	Issue Date	Due Date	Received Date	Days Late
Hyde Park Burgers, LLC	Permit Application	02/27/2019	03/31/2019	10/03/2019	186
Ignite Your Life Nutrition	Permit Application Fee	08/20/2019	09/19/2019	09/24/2019	5
Ignite Your Life Nutrition	Permit Application	08/20/2019	09/19/2019	09/24/2019	5
International Charter School	Pretreatment Plans	06/11/2019	07/25/2019	08/15/2019	21
International Charter School	Permit Application	06/11/2019	07/25/2019	08/15/2019	21
International Meat Market	Resampling Results for _____	06/25/2019	08/02/2019	08/01/2019	0
J&N Foods, Inc.	Permit Application	07/25/2019	08/28/2019	10/11/2019	44
J&N Foods, Inc.	Pretreatment Plans	07/25/2019	08/28/2019	10/11/2019	44
J&N Foods, Inc.	Permit Application Fee	07/25/2019	08/28/2019	10/11/2019	44
James Devine, DMD	One-Time Compliance Report for Dental Facilities	11/01/2019	12/15/2019	01/14/2020	30
Jan Co., Inc.	Permit Application	06/06/2019	07/05/2019	07/05/2019	0
Jazz - Mondy, Inc.	Permit Application	01/09/2019	02/06/2019	01/23/2019	0
JE Auto Sales, LLC	Permit Application	11/22/2019	12/23/2019	01/22/2020	30
JE Auto Sales, LLC	Permit Application Fee	11/22/2019	12/23/2019	01/22/2020	30
Jeanne Jugan Residence	Permit Application	02/26/2019	03/26/2019	04/12/2019	17
John Begg, Jr., DDS	One-Time Compliance Report for Dental Facilities	11/01/2019	12/15/2019	12/16/2019	1
La Fruta Loca	Process Plans	12/04/2019	12/31/2019	01/15/2020	15
La Fruta Loca	Permit Application Fee	12/04/2019	12/31/2019	01/15/2020	15
La Fruta Loca	Permit Application	12/04/2019	12/31/2019	01/15/2020	15
La Herradura Taqueria	Pretreatment Plans	08/27/2019	09/30/2019	09/10/2019	0
La Herradura Taqueria	Permit Application	08/27/2019	09/30/2019	09/10/2019	0
La Herradura Taqueria	Permit Application Fee	08/27/2019	09/30/2019	09/10/2019	0
La Milonga	Permit Application	08/27/2019	09/30/2019	11/01/2019	32
La Milonga	Pretreatment Plans	08/27/2019	09/30/2019	12/05/2019	66
La Milonga	Permit Application Fee	08/27/2019	09/30/2019	11/01/2019	32
Lawrence Lopresti, DMD	One-Time Compliance Report for Dental Facilities	11/01/2019	12/15/2019	01/24/2020	40
Linda Dental	One-Time Compliance Report for Dental Facilities	11/01/2019	12/15/2019	12/04/2019	0
Lindbergh Auto Body, Inc.	Sign & Return Report	08/27/2019	09/13/2019	09/03/2019	0
Lindbergh Auto Body, Inc.	Chain of Custody Documentation	09/24/2019	10/18/2019	09/27/2019	0
LMP Enterprises	Permit Application	08/07/2019	09/06/2019	09/06/2019	0
LMP Enterprises	Permit Application Fee	08/07/2019	09/06/2019	09/06/2019	0
Lou's Cafe	Permit Application Fee	11/15/2019	12/14/2019		77
Lou's Cafe	Pretreatment Plans	11/15/2019	12/14/2019		77
Lou's Cafe	Permit Application	11/15/2019	12/14/2019		77
Lydia A. Klufas, DDS	Permit Application Fee	10/03/2019	11/02/2019	10/28/2019	0
Lydia A. Klufas, DDS	Permit Application	10/03/2019	11/02/2019	10/28/2019	0
Lynch Hockey, LLC	Permit Application Fee	12/09/2019	01/09/2020	01/06/2020	0
Lynch Hockey, LLC	Permit Application	12/09/2019	01/10/2020	01/06/2020	0
MAG Ventures, Inc.	Permit Application Fee	08/19/2019	09/18/2019	10/08/2019	20
MAG Ventures, Inc.	Permit Application	08/19/2019	09/18/2019	10/08/2019	20
Magallan Inc.	Permit Application	08/28/2019	09/26/2019	11/18/2019	53
Magallan Inc.	Permit Application Fee	08/28/2019	09/26/2019	11/14/2019	49
Magallan Inc.	Pretreatment Plans	08/28/2019	09/26/2019	11/18/2019	53
Mamajuana Restaurant	Permit Application	02/28/2019	03/31/2019	08/08/2019	130
Mark Preece, DDS	One-Time Compliance Report for Dental Facilities	11/01/2019	12/15/2019	01/09/2020	25
Maroon Group, LLC.	Resampling Results for _____	04/08/2019	05/22/2019	05/21/2019	0
Med-Tech Ambulance	Permit Application Fee	08/13/2019	09/13/2019	08/27/2019	0
Med-Tech Ambulance	Permit Application	08/14/2019	09/13/2019	08/27/2019	0
Michael Healy Designs, Inc.	Permit Application	05/16/2019	06/18/2019	06/12/2019	0
Michael Healy Designs, Inc.	Signed Permit	12/01/2019	01/01/2020	12/19/2019	0
Mirian Tipico & Fried Chicken	Permit Application Fee	08/28/2019	09/30/2019	10/21/2019	21
Mirian Tipico & Fried Chicken	Pretreatment Plans	08/28/2019	09/30/2019	10/21/2019	21
Mirian Tipico & Fried Chicken	Permit Application	08/28/2019	09/30/2019	10/21/2019	21
Mirror Image	Permit Application	05/02/2019	06/03/2019	11/07/2019	157
Moon Star Chinese Restaurant	Permit Application	08/07/2019	09/06/2019	08/29/2019	0
Moon Star Chinese Restaurant	Permit Application Fee	08/07/2019	09/06/2019	08/29/2019	0
Murphy's Law	Repair Grease Trap	02/15/2019	03/15/2019	09/30/2019	199
New England Linen Supply, Inc.	Resampling Results for _____	05/06/2019	05/27/2019	06/07/2019	11



User Requirements  
Bucklin Point - 2019

Company	Submittal	Issue Date	Due Date	Received Date	Days Late
New England Linen Supply, Inc.	Process Plans	11/14/2019	12/13/2019	11/19/2019	0
New England Linen Supply, Inc.	Process Plans	11/20/2019	12/20/2019	11/29/2019	0
New England Linen Supply, Inc.	Resampling Results for _____	12/04/2019	12/31/2019	01/13/2020	13
New Harvest Coffee Roasters	Permit Application	10/10/2019	11/09/2019	10/31/2019	0
New Harvest Coffee Roasters	Permit Application Fee	10/10/2019	11/09/2019	10/31/2019	0
New Harvest Coffee Roasters	Permit Application Fee	11/18/2019	12/31/2019	11/21/2019	0
New Harvest Coffee Roasters	Permit Application	11/18/2019	12/31/2019	12/09/2019	0
New Hong Kong	Repair Grease Trap	04/08/2019	04/30/2019	05/08/2019	8
Oak Hill Health & Rehabilitation Center	Pretreatment Plans	01/24/2019	02/28/2019	02/01/2019	0
Oak Hill Health & Rehabilitation Center	Other	01/24/2019	02/28/2019	02/01/2019	0
Oak Hill Health & Rehabilitation Center	Repair Grease Trap	01/24/2019	02/28/2019	02/01/2019	0
Oak Hill Health & Rehabilitation Center	Permit Application	03/06/2019	04/26/2019	04/12/2019	0
Organic Dyes and Pigments, LLC.	Process Plans	04/11/2019	05/08/2019	06/04/2019	27
Original Pizza of Boston	Permit Application	12/09/2019	01/09/2020	12/30/2019	0
Original Pizza of Boston	Permit Application Fee	12/09/2019	01/09/2020	12/30/2019	0
Our Place on North Broadway	Permit Application	03/27/2019	04/26/2019	04/04/2019	0
Palate Pack	Permit Application Fee	10/16/2019	11/28/2019	11/22/2019	0
Palate Pack	Permit Application	10/16/2019	11/28/2019	11/22/2019	0
Paolucci Lincoln Dental	One-Time Compliance Report for Dental Facilities	11/01/2019	12/15/2019	11/12/2019	0
Patriot Textiles, Inc.	Resampling Results for _____	04/11/2019	07/30/2019	06/27/2019	0
Patriot Textiles, Inc.	Sign & Return Report	12/19/2019	01/02/2020	01/08/2020	6
Paul G. Roque, DDS	Permit Application	03/11/2019	04/15/2019	04/01/2019	0
Paula Duarte Polanco	Permit Application	08/28/2019	09/30/2019	01/13/2020	105
Paula Duarte Polanco	Permit Application Fee	08/28/2019	09/30/2019	01/13/2020	105
Paula Duarte Polanco	Pretreatment Plans	08/28/2019	09/30/2019	01/13/2020	105
Pawtucket Skilled Nursing	Permit Application Fee	08/20/2019	09/19/2019	09/16/2019	0
Pawtucket Skilled Nursing	Permit Application	08/20/2019	09/19/2019	09/16/2019	0
Pedro Teixeira, DDS	Permit Application	03/08/2019	04/08/2019	04/25/2019	17
Petito Oral Surgery	One-Time Compliance Report for Dental Facilities	11/01/2019	12/15/2019	11/07/2019	0
Philip J. Calabro, D.M.D.	Permit Application	03/27/2019	04/26/2019	04/15/2019	0
Piatek Machine Co., Inc.	Permit Application	04/10/2019	05/10/2019	05/06/2019	0
Piatek Machine Co., Inc.	Signed Permit	11/04/2019	11/30/2019	12/13/2019	13
Poly/Sperse, Corp.	Permit Application	03/20/2019	04/22/2019	04/10/2019	0
R & D Manufacturing, Inc.	Permit Application	12/09/2019	01/09/2020		51
R & D Manufacturing, Inc.	Permit Application Fee	12/09/2019	01/09/2020		51
R & D Manufacturing, Inc.	Sign & Return Report	12/20/2019	01/20/2020		40
Rand Whitney Southeast Container, LLC	Sign & Return Report	12/11/2019	12/31/2019	12/26/2019	0
Ratcliffe J. Richard, DMD	One-Time Compliance Report for Dental Facilities	11/01/2019	12/15/2019	12/04/2019	0
Rhode Island Donuts, LLC	Permit Application Fee	09/03/2019	09/30/2019	10/02/2019	2
Rhode Island Donuts, LLC	Permit Application	09/03/2019	09/30/2019	10/02/2019	2
RI Spirits	Pretreatment Plans	08/28/2019	09/30/2019	10/01/2019	1
Rosita, LLC	Pretreatment Plans	07/25/2019	08/28/2019	12/09/2019	103
Rosita, LLC	Permit Application Fee	07/25/2019	08/28/2019	12/09/2019	103
Rosita, LLC	Permit Application	07/25/2019	08/28/2019	12/09/2019	103
Russell S. Chin, DDS, Ltd.	Permit Application	01/09/2019	02/15/2019	02/06/2019	0
Salvatore's Custom Sandwich Shop & Deli, LLC	Pretreatment Plans	05/15/2019	06/15/2019	05/29/2019	0
Salvatore's Custom Sandwich Shop & Deli, LLC	Permit Application	05/15/2019	06/15/2019	05/29/2019	0
Sarkis Hagopian Enterprises LLC	Permit Application	05/22/2019	06/19/2019	06/10/2019	0
Schofield Printing, Inc.	Permit Application	03/07/2019	04/04/2019	03/25/2019	0
Schofield Sanitation	Permit Application Fee	11/04/2019	12/04/2019	02/04/2020	62
Schofield Sanitation	Permit Application	11/04/2019	12/04/2019	02/04/2020	62
School Street Warehouse, LLC	Pump Grease Trap	05/14/2019	06/21/2019	06/28/2019	7
Seabra Foods III, Inc.	Permit Application	03/12/2019	04/12/2019	07/31/2019	110
Seven Cray Street Realty Corp	Permit Application	05/01/2019	05/29/2019	05/28/2019	0
Silver Fern Practice LLC	Permit Application	05/01/2019	05/29/2019	06/27/2019	29
Smug Brewery Co. LLC	Permit Application	05/16/2019	06/30/2019	08/15/2019	46
Smug Brewery Co. LLC	Pretreatment Plans	08/28/2019	09/30/2019	09/27/2019	0
Spirit Recognition	Permit Application	10/03/2019	11/02/2019	10/21/2019	0

User Requirements  
Bucklin Point - 2019

Company	Submittal	Issue Date	Due Date	Received Date	Days Late
Spirit Recognition	Permit Application Fee	10/03/2019	11/02/2019	10/21/2019	0
Splash Snack Bar and Grill	Permit Application	06/06/2019	07/05/2019	08/06/2019	32
Splish Splash Laundromat	Permit Application	05/22/2019	06/30/2019	07/01/2019	1
SPSR Inc.	Permit Application	09/03/2019	09/30/2019	12/10/2019	71
SPSR Inc.	Permit Application Fee	09/03/2019	09/30/2019	12/10/2019	71
Stolberger, Inc.	Permit Application Fee	10/09/2019	11/08/2019	11/19/2019	11
Stolberger, Inc.	Permit Application	10/09/2019	11/08/2019	11/19/2019	11
Stop & Shop Supermarket #704	Permit Application	03/11/2019	04/12/2019	05/17/2019	35
Stop & Shop Supermarket #710	Permit Application	03/11/2019	04/12/2019	05/20/2019	38
Subway - Mineral Spring Avenue	Permit Application	04/26/2019	05/29/2019	06/13/2019	15
Summit Manufacturing Corporation	Spill Control Plan	07/30/2019	08/30/2019	10/29/2019	60
Summit Manufacturing Corporation	Toxic Organic/Solvent Mgt Plan	07/30/2019	08/30/2019	10/29/2019	60
Summit Manufacturing Corporation	Other	12/09/2019	01/30/2020	12/27/2019	0
Sunshine Creamery	Permit Application	01/04/2019	01/31/2019	04/25/2019	84
Tanury Industries	Resampling Results for _____	01/30/2019	03/31/2019	03/13/2019	0
Tanury Industries	Sign & Return Report	04/23/2019	05/15/2019	05/07/2019	0
Tanury Industries PVD, Inc.	Permit Application	03/15/2019	04/12/2019	04/09/2019	0
Tedor Pharma Inc.	Other	08/01/2019	08/30/2019	08/09/2019	0
Teknor Apex Company	Permit Application	03/08/2019	04/08/2019	05/15/2019	37
The Family Dentist, Inc.	Permit Application Fee	08/15/2019	09/14/2019	09/16/2019	2
The Family Dentist, Inc.	Permit Application	08/15/2019	09/14/2019	09/16/2019	2
The Fifth LLC	Permit Application	11/20/2019	12/20/2019	01/16/2020	27
The Fifth LLC	Permit Application Fee	11/20/2019	12/20/2019	01/16/2020	27
The Okonite Company	Permit Application Fee	11/11/2019	12/18/2019	12/19/2019	1
The Okonite Company	Permit Application	11/11/2019	12/18/2019	12/20/2019	2
The Salvation Army	Permit Application	03/07/2019	04/04/2019	07/25/2019	112
The Stop & Shop Supermarket Co. LLC	Permit Application Fee	09/10/2019	10/10/2019	01/27/2020	109
The Stop & Shop Supermarket Co. LLC	Permit Application	09/10/2019	10/10/2019	01/17/2020	99
The Stop & Shop Supermarket Co. LLC	Sign & Return Report	10/18/2019	11/15/2019		106
Tikal Restaurant	Permit Application	05/20/2019	06/30/2019	07/09/2019	9
Tikal Restaurant	Process Plans	08/28/2019	09/30/2019	12/19/2019	80
Tikal Restaurant	Pretreatment Plans	12/19/2019	01/31/2020		29
Truck Pro LLC	Resampling Results for _____	05/07/2019	06/25/2019	06/12/2019	0
Tugas Restaurant & Catering	Permit Application	02/25/2019	02/28/2019	02/22/2019	0
Tugas Restaurant & Catering	Process Plans	03/26/2019	04/30/2019	04/17/2019	0
University Oral & Maxil. - School Street	Permit Application	01/07/2019	02/04/2019	01/22/2019	0
Walter M. Dzialo, DDS	Permit Application	02/26/2019	03/26/2019	03/21/2019	0
Wendys	Permit Application	03/04/2019	03/31/2019	11/29/2019	243
Wendy's International, Inc. (Broad)	Permit Application	05/14/2019	06/11/2019	06/13/2019	2
White Dog Distilling	Pretreatment Plans	08/28/2019	09/30/2019	02/13/2020	136
Whittet-Higgins Company	Signed Permit	10/29/2019	11/29/2019	11/04/2019	0
William B. Chan DMD	Permit Application	03/12/2019	04/19/2019	04/15/2019	0
William Naughton, DDS	Permit Application	04/26/2019	05/30/2019	06/17/2019	18
Yovani's Pizza	Permit Application	05/20/2019	06/30/2019	08/06/2019	37
Yovani's Pizza	Pretreatment Plans	12/19/2019	01/31/2020		29

***ATTACHMENT VOLUME II***

***SECTION 10***

***POTW, SEPTAGE, AND RIVER  
MONITORING DATA***

***INFLUENT LOADING DATA***

***FIELD'S POINT***

**Field's Point Influent Metals Cd - CN 2019**  
**all analyses in ppb**

Date	Day of the Week	Influent Flow	Cd (ppb)	Cr (ppb)	Inf Hex Cr (ppb)	Cu (ppb)	Pb (ppb)	Hg (ppb)	Ni (ppb)	Ag (ppb)	Zn (ppb)	CN (ppb)
1/1/2019	Tuesday	72.61	0.2224	3.498		14.93	14.62		7.038	0.2337	59.78	<4
1/2/2019	Wednesday	73.26	0.2954	4.806		23.50	9.788		23.61	1.002	62.68	8.20
1/8/2019	Tuesday	75.59	0.2282	2.827	14	30.02	4.424	0.00956	20.45	0.5250	59.52	8.11
1/9/2019	Wednesday	62.38	0.2662	3.355		24.82	13.64		21.49	0.4596	70.12	9.39
1/15/2019	Tuesday	43.40	0.4472	4.859		37.48	2.595		27.39	0.4556	73.80	9.39
1/16/2019	Wednesday	42.46	0.5923	3.726		30.29	2.882		37.90	0.4465	70.79	6.66
1/22/2019	Tuesday	69.36	0.2619	5.027		21.98	4.049		20.25	1.474	66.86	13.4
1/23/2019	Wednesday	65.97	0.4337	3.727		24.92	9.293		24.14	0.4120	80.05	11.8
1/29/2019	Tuesday	60.02	0.2678	5.137		24.27	14.74		25.64	0.4801	95.11	7.58
1/30/2019	Wednesday	58.54	0.3181	7.060		33.42	29.65		21.25	0.7604	119.3	9.43
2/5/2019	Tuesday	46.30	0.2389	4.927	22	20.99	5.422	0.0187	19.32	0.7554	66.93	7.56
2/6/2019	Wednesday	55.22	0.3226	4.538		31.93	12.09		18.80	0.7905	101.5	7.90
2/12/2019	Tuesday	56.63	0.2655	5.348		26.94	10.72		39.35	1.042	93.28	17.9
2/13/2019	Wednesday	68.86	0.1998	3.924		25.38	9.472		30.50	0.6282	70.77	18
2/19/2019	Tuesday	44.81	0.2062	6.985		21.59	3.202		22.63	0.6679	74.61	7.61
2/20/2019	Wednesday	47.29	0.2533	7.113		26.38	5.130		23.77	1.791	86.11	11.7
2/26/2019	Tuesday	45.78	0.2092	4.034		34.99	2.560		41.39	0.3715	63.47	
2/27/2019	Wednesday	48.46	0.2340	20.51		29.86	10.30		27.92	0.3912	96.53	9
2/28/2019	Thursday	47.99										12.4
3/5/2019	Tuesday	45.04	0.2366	5.334	21	27.77	3.057	0.0481	22.90	0.8286	81.91	12.6
3/6/2019	Wednesday	42.83	0.2467	4.882		31.18	3.260		23.95	0.3448	72.60	12.7
3/12/2019	Tuesday	50.16	0.2307	5.133		34.61	5.235		17.03	5.288	69.52	12.4
3/13/2019	Wednesday	47.11	0.2202	4.745		29.84	3.320		26.36	1.101	71.47	10.7
3/19/2019	Tuesday	50.92	0.2228	2.908		19.60	4.508		17.01	0.4940	66.82	13.6
3/20/2019	Wednesday	47.37	0.2479	3.172		24.10	6.060		17.84	0.4157	72.46	8.70
3/26/2019	Tuesday	49.74	0.2196	4.466		56.05	4.013		18.76	0.3968	73.42	9.68
3/27/2019	Wednesday	45.78	0.2325	4.904		22.84	4.240		19.92	0.9531	69.83	8.44
4/2/2019	Tuesday	51.88	0.2443	3.978	33	34.97	8.238	0.0252	31.33	0.4892	100.5	7.19
4/3/2019	Wednesday	58.60	0.2080	5.729		30.90	12.09		35.33	0.5131	80.23	7.08
4/9/2019	Tuesday	65.73	0.2017	3.839		24.59	8.493		19.37	0.5420	81.85	6.94
4/10/2019	Wednesday	45.15	0.2031	3.911		55.15	3.899		21.64	0.6486	87.94	6.32
4/16/2019	Tuesday	53.76	0.1842	4.295		19.04	4.160		20.81	0.3242	64	6.45
4/17/2019	Wednesday	46.02	0.1818	3.458		29.46	3.733		20.24	0.5531	78.87	5.95
4/23/2019	Tuesday	70.77	0.1813	4.557		27.25	10.84		16.04	0.3177	75.21	20.4
4/24/2019	Wednesday	71.07	0.1552	2.508		16.05	3.886		13.04	0.2794	49.94	8.55
4/30/2019	Tuesday	70.84	0.1766	2.345		21.33	3.332		20.13	0.5373	48.81	5.12
5/1/2019	Wednesday	71.74	0.1655	3.255		15.87	3.835		16.46	0.2507	61.50	5.48
5/7/2019	Tuesday	49.57	0.1919	3.204		20.24	2.947	0.0196	27.64	0.3290	68.22	6.33

**Field's Point Influent Metals Cd - CN 2019**  
**all analyses in ppb**

Date	Day of the Week	Influent Flow	Cd (ppb)	Cr (ppb)	Inf Hex Cr (ppb)	Cu (ppb)	Pb (ppb)	Hg (ppb)	Ni (ppb)	Ag (ppb)	Zn (ppb)	CN (ppb)
5/8/2019	Wednesday	49.67	0.2185	2.928		21.51	3.464		28.98	0.5061	72.86	6.40
5/14/2019	Tuesday	69.76	0.2056	2.617	<10	19.61	7.161		14.69	0.2916	73.28	8.14
5/15/2019	Wednesday	49.21	0.1925	2.187		18.93	2.951		17.18	0.3284	68.42	<8
5/21/2019	Tuesday	55.82	0.1963	2.957		17.58	7.603		14.85	0.2651	66.55	5.70
5/22/2019	Wednesday	42.66	0.1962	2.939		16.92	3.220		17.27	0.4239	66.31	7.10
5/28/2019	Tuesday	46.49	0.3824	5.586		45.13	12.55		23.08	0.5610	111.6	5.79
5/29/2019	Wednesday	49.17	0.1923	4.414		21.57	7.832		18.65	0.4361	83.44	13.1
6/4/2019	Tuesday	38.71	0.2071	3.741	15	27.52	3.520	0.00962	19.71	1.362	79.85	9.57
6/5/2019	Wednesday	38.30	0.2052	3.369		38.79	3.720		18.88	0.7151	88.47	8.12
6/11/2019	Tuesday	73.93	0.2181	6.059		27.15	23.74		16.99	0.8043	92.57	4.24
6/12/2019	Wednesday	66.28	0.1781	3.093		18.11	13.23		18.29	0.3847	70.88	<4
6/18/2019	Tuesday	45.91	0.2052	3.617		24.63	8.210		15.05	0.5362	88.14	4.30
6/19/2019	Wednesday	40.43	0.2022	4.315		23.87	4.954		22.52	0.4239	85.99	<4
6/25/2019	Tuesday	49.94	0.2505	4.673		28.76	15.40		16.38	0.3444	98.65	5.75
6/26/2019	Wednesday	37.35	0.1875	4.966		30.15	4.188		86.96	0.5726	82.67	8.15
7/2/2019	Tuesday	37.06	0.1788	3.500		21.62	4.084		20.81	0.1933	73.55	5.86
7/3/2019	Wednesday	35.98	0.1745	5.053		24.46	4.121		21.60	0.2393	92.54	4.09
7/9/2019	Tuesday	32.73	0.2238	4.699	23	21.90	5.528	0.027	19.07	1.077	99.04	<4
7/10/2019	Wednesday	32.08	0.1957	3.368		25	4.457		11.86	0.4655	87.54	<4
7/16/2019	Tuesday	35.85	0.2511	10.32		35.45	21.46		28.92	0.6392	129.4	4.17
7/17/2019	Wednesday	37.10	0.2247	6.540		34.30	14.96		36.14	0.6118	135.5	7.02
7/23/2019	Tuesday	69.09	0.1711	3.958		28.61	11.28		15.67	0.4212	91.63	<4
7/24/2019	Wednesday	62.41	0.1331	3.021		17.20	6.535		11.38	0.4365	62.65	<4
7/30/2019	Tuesday	35.96	0.2123	2.509		28.24	5.362		21.46	0.6480	79.11	8.86
7/31/2019	Wednesday	34.06	0.1589	2.317		28.08	4.212		22.45	0.3469	77.36	6.30
8/6/2019	Tuesday	33.50	0.1912	5.127	39	34.25	6.123	0.0305	24.22	0.7016	101.4	5.10
8/7/2019	Wednesday	43.17	0.2049	4.205		43.14	12.64		17.92	0.4899	122.9	6.11
8/13/2019	Tuesday	32.16	0.1905	4.274		36.85	6.345		31.14	0.3977	102.5	<4
8/14/2019	Wednesday	30.24	0.2265	4.090		67.40	6.223		25.95	0.4904	103.5	<4
8/20/2019	Tuesday	35.23	0.1488	2.907		22.22	4.663		19.75	0.3178	83.34	<4
8/21/2019	Wednesday	43.14	0.2424	5.148		45.70	24.65		25.79	0.5895	158.5	4.82
8/27/2019	Tuesday	31.19	0.1970	5.503		37.80	5.279		20.17	0.4329	100.8	10.5
8/28/2019	Wednesday	55.56	0.2414	4.936		38.70	13.50		17.88	1.007	109.5	<8
9/3/2019	Tuesday	52.80	0.1450	3.091		25.81	8.667		14.68	0.4417	85.47	<4
9/4/2019	Wednesday	36.68	0.5388	13.59		90.89	115		28.15	1.388	310.4	4.98
9/10/2019	Tuesday	29.12	0.2090	4.522	30	35.67	5.165	0.0415	37.08	0.5900	124.3	6.16
9/11/2019	Wednesday	32.16	0.1941	3.110		31.54	6.722		20.01	0.5556	100.7	4.84
9/17/2019	Tuesday	30.03	0.2143	4.084		28.74	3.882		18.94	0.5124	95.32	<8
9/18/2019	Wednesday	31.14	0.1896	3.781		28.98	3.711		21.84	1.282	94.29	4.86

**Field's Point Influent Metals Cd - CN 2019**  
**all analyses in ppb**

Date	Day of the Week	Influent Flow	Cd (ppb)	Cr (ppb)	Inf Hex Cr (ppb)	Cu (ppb)	Pb (ppb)	Hg (ppb)	Ni (ppb)	Ag (ppb)	Zn (ppb)	CN (ppb)
9/24/2019	Tuesday	53.85	0.1669	5.398		29.06	14.65		18.36	1.134	86.66	<4
9/25/2019	Wednesday	29.79	0.2057	3.443		27.71	4.683		17.47	0.7241	85.93	4.85
10/1/2019	Tuesday	28.90	0.1929	3.526		26.98	8.148		16.27	0.5279	84.19	5.13
10/2/2019	Wednesday	34.83	0.2134	4.800		32.22	17.80		15.71	0.5821	109.7	4.22
10/8/2019	Tuesday	31.60	0.1794	5.637	31	37.59	7.474	0.0114	25.86	0.4753	95.37	<4
10/9/2019	Wednesday	55.65	0.1911	5.967		27.99	16.81		20.21	0.4950	100.4	<4
10/15/2019	Tuesday	30.57	0.1809	3.310		24.68	4.684		13.91	0.9680	88.56	<4
10/16/2019	Wednesday	58.61	0.2192	3.967		41.51	19.38		21.99	0.7672	135.3	8.50
10/22/2019	Tuesday	36.28	0.2193	5.627		30.51	7.834		20.39	0.5778	103.4	<4
10/23/2019	Wednesday	45.93	0.1854	3.105		25.17	14.05		14.40	0.4518	87.97	<4
10/29/2019	Tuesday	38.22	0.2150	2.329		27.96	8.997		14.83	0.4603	72.62	4.45
10/30/2019	Wednesday	38.50	0.1966	2.700		36.52	5.546		12.66	0.4899	67.33	4.65
11/5/2019	Tuesday	50.95	0.1933	3.652	11	39.36	12.26	0.0358	12.44	0.6973	87.55	<4
11/6/2019	Wednesday	33.07	0.1767	2.702		54.74	3.499		17.72	1.455	71.13	5.21
11/12/2019	Tuesday	32.40	0.2189	3.319		40.20	4.499		15.71	0.9147	96.29	5.79
11/13/2019	Wednesday	31.63	0.1743	3.244		37.97	3.163		20.12	0.5098	75.63	8.77
11/19/2019	Tuesday	35.86	0.2192	3.938		45.68	6.601		18.33	1.040	102.8	<4
11/20/2019	Wednesday	31.21	0.2053	3.432		45.03	4.726		19.93	1.002	98.08	4.06
11/26/2019	Tuesday	53.74	0.1839	3.960		30.68	5.134		14.75	0.3923	66.04	9.66
11/27/2019	Wednesday	38.86	0.2236	2.777		24.87	5.532		14.25	0.5208	76.03	8.08
12/3/2019	Tuesday	35.35	0.2742	2.612	23	26.66	4.231	0.0274	20.17	0.6783	76.76	6.55
12/4/2019	Wednesday	37.32	0.2111	2.838		28.36	3.682		25.41	0.3630	76.44	<4
12/10/2019	Tuesday	69.92	0.1598	2.364		19.52	8.938		10.09	0.3350	62.52	6.27
12/11/2019	Wednesday	61.53	0.1684	2.728		15.78	5.089		12.50	0.2192	58.88	10.3
12/17/2019	Tuesday	67.58	0.1750	2.477		16.44	6.093		9.310	0.3465	58.52	11.6
12/18/2019	Wednesday	62.23	0.1613	2.109		14.09	2.717		11.88	0.1891	47.06	6.74
12/24/2019	Tuesday	41.34	0.1766	2.362		26.42	3.382		7.418	0.6680	59.26	4.66
12/25/2019	Wednesday	39.00	0.1691	1.599		11.65	2.571		7.056	0.1916	46.22	4.52
12/31/2019	Tuesday	68.27	0.1342	2.149		12.75	4.937		6.932	0.1157	49.69	5.57

**Field's Point Influent Metals Al - Mo 2019**  
**all analyses in ppb**

Date	Day of the Week	Influent Flow	Inf Al (ppb)	Inf Fe (ppb)	Inf Se (ppb)	Inf As (ppb)	Inf Mo (ppb)
1/1/2019	Tuesday	72.61	353.8		<1	2.663	1.965
1/2/2019	Wednesday	73.26	268.5		1.418	2.723	2.956
1/8/2019	Tuesday	75.59	175.2	1125	2.733	2.581	3.522
1/9/2019	Wednesday	62.38	378.7		1.205	2.432	2.271
1/15/2019	Tuesday	43.40	139.1		3.623	3.533	4.733
1/16/2019	Wednesday	42.46	151.5		2.370	3.523	3.352
1/22/2019	Tuesday	69.36	238.5		1.125	2.797	2.907
1/23/2019	Wednesday	65.97	340.1		1.287	2.853	7.760
1/29/2019	Tuesday	60.02	448.9		1.999	3.161	4.723
1/30/2019	Wednesday	58.54	846.5		1.591	3.696	3.955
2/5/2019	Tuesday	46.30	201.5	1394	1.739	3.802	14.93
2/6/2019	Wednesday	55.22	380.3		3.642	3.827	12.82
2/12/2019	Tuesday	56.63	414.5		1.276	3.491	4.505
2/13/2019	Wednesday	68.86	382.3		1.487	2.709	2.836
2/19/2019	Tuesday	44.81	158		1.635	3.288	3.680
2/20/2019	Wednesday	47.29	239.2		3.816	3.459	5.879
2/26/2019	Tuesday	45.78	132.4		1.972	2.946	3.707
2/27/2019	Wednesday	48.46	336		1.298	3.093	3.198
3/5/2019	Tuesday	45.04	155.3	1499	2.226	3.209	4.959
3/6/2019	Wednesday	42.83	161		2.270	3.264	4.103
3/12/2019	Tuesday	50.16	236.9		2.240	2.990	5.236
3/13/2019	Wednesday	47.11	156.7		3.932	2.588	6.029
3/19/2019	Tuesday	50.92	200.6		1.688	2.362	6.902
3/20/2019	Wednesday	47.37	235		2.098	2.728	3.795
3/26/2019	Tuesday	49.74	162.7		2.837	3.183	5.652
3/27/2019	Wednesday	45.78	194.4		2.386	3.847	4.468
4/2/2019	Tuesday	51.88	260.1	1472	<4	2.862	3.818
4/3/2019	Wednesday	58.60	366.3		2.130	2.037	10.81
4/9/2019	Tuesday	65.73	298.4		1.469	2.639	4.570
4/10/2019	Wednesday	45.15	185.5		1.832	3.111	8.626
4/16/2019	Tuesday	53.76	161.2		1.610	2.413	5.729
4/17/2019	Wednesday	46.02	147.4		1.981	2.503	5.262
4/23/2019	Tuesday	70.77	353.4		1.115	2.056	2.198
4/24/2019	Wednesday	71.07	142		1.133	1.687	2.173
4/30/2019	Tuesday	70.84	122.1		2.344	1.672	3.195
5/1/2019	Wednesday	71.74	137.9		1.071	1.849	2.524
5/7/2019	Tuesday	49.57	144.7	1258	1.702	2.336	4.211
5/8/2019	Wednesday	49.67	153.7		3.081	2.463	6.800



**Field's Point Influent Metals Al - Mo 2019**  
**all analyses in ppb**

Date	Day of the Week	Influent Flow	Inf Al (ppb)	Inf Fe (ppb)	Inf Se (ppb)	Inf As (ppb)	Inf Mo (ppb)
5/14/2019	Tuesday	69.76	284.5		1.622	2.296	6.264
5/15/2019	Wednesday	49.21	169.1		1.819	2.145	15.86
5/21/2019	Tuesday	55.82	264.6		<1	1.968	6.751
5/22/2019	Wednesday	42.66	181.9		1.260	2.020	4.731
5/28/2019	Tuesday	46.49	373.3		1.376	2.616	5.284
5/29/2019	Wednesday	49.17	279.4		1.477	2.410	5.676
6/4/2019	Tuesday	38.71	223.6	2015	1.343	2.630	8.076
6/5/2019	Wednesday	38.30	189.5		1.389	2.427	6.515
6/11/2019	Tuesday	73.93	510.5		1.096	2.335	4.003
6/12/2019	Wednesday	66.28	330.5		<1	1.980	3.941
6/18/2019	Tuesday	45.91	240.3		1.378	2.439	5.597
6/19/2019	Wednesday	40.43	208.8		1.792	2.544	5.546
6/25/2019	Tuesday	49.94	346		1.170	2.378	5.487
6/26/2019	Wednesday	37.35	230.4		1.553	2.474	5.419
7/2/2019	Tuesday	37.06	179.4		<1	2.213	8.974
7/3/2019	Wednesday	35.98	182.9		<1	2.229	4.025
7/9/2019	Tuesday	32.73	250.4	1386	1.225	2.690	4.934
7/10/2019	Wednesday	32.08	193.4		1.210	2.490	6.606
7/16/2019	Tuesday	35.85	847		3.509	2.744	9.969
7/17/2019	Wednesday	37.10	313.9		1.422	2.575	7.231
7/23/2019	Tuesday	69.09	274.4		<1	1.993	3.981
7/24/2019	Wednesday	62.41	178.3		1.165	1.557	4.553
7/30/2019	Tuesday	35.96	203.1		1.323	2.220	5.597
7/31/2019	Wednesday	34.06	208.1		1.609	1.771	8.894
8/6/2019	Tuesday	33.50	225.4	1380	1.572	2.479	7.770
8/7/2019	Wednesday	43.17	384		1.547	2.358	7.015
8/13/2019	Tuesday	32.16	257.2		1.553	2.608	7.452
8/14/2019	Wednesday	30.24	228.7		1.809	2.345	7.426
8/20/2019	Tuesday	35.23	172.9		1.530	2.008	7.068
8/21/2019	Wednesday	43.14	596.9		1.726	2.559	8.199
8/27/2019	Tuesday	31.19	339.8		2.074	2.421	6.298
8/28/2019	Wednesday	55.56	668.7		1.472	2.333	4.263
9/3/2019	Tuesday	52.80	245.1		1.480	2.075	4.081
9/4/2019	Wednesday	36.68	2747		1.723	4.632	5.271
9/10/2019	Tuesday	29.12	247.5	1466	1.873	2.196	5.697
9/11/2019	Wednesday	32.16	220.3		1.897	2.525	5.722
9/17/2019	Tuesday	30.03	214		2.514	2.466	11.40
9/18/2019	Wednesday	31.14	209.3		1.588	2.786	5.111
9/24/2019	Tuesday	53.85	350.5		1.860	2.412	5.863
9/25/2019	Wednesday	29.79	231.2		3.553	2.622	10.25

**Field's Point Influent Metals Al - Mo 2019**  
**all analyses in ppb**

<b>Date</b>	<b>Day of the Week</b>	<b>Influent Flow</b>	<b>Inf Al (ppb)</b>	<b>Inf Fe (ppb)</b>	<b>Inf Se (ppb)</b>	<b>Inf As (ppb)</b>	<b>Inf Mo (ppb)</b>
10/1/2019	Tuesday	28.90	260.6		1.301	2.423	6.630
10/2/2019	Wednesday	34.83	466.7		2.541	2.368	12.13
10/8/2019	Tuesday	31.60	275.2	1465	3.047	2.690	9.784
10/9/2019	Wednesday	55.65	436.9		1.349	1.779	5.608
10/15/2019	Tuesday	30.57	226.1		1.075	2.640	7.512
10/16/2019	Wednesday	58.61	526.8		1.375	2.605	9.223
10/22/2019	Tuesday	36.28	242.4		1.054	2.613	6.751
10/23/2019	Wednesday	45.93	381.3		1.849	2.254	7.376
10/29/2019	Tuesday	38.22	227.9		1.164	2.211	4.860
10/30/2019	Wednesday	38.50	198.9		1.050	1.761	4.016
11/5/2019	Tuesday	50.95	353.1	1525	2.415	2.367	7.270
11/6/2019	Wednesday	33.07	159.6		3.545	2.829	13.33
11/12/2019	Tuesday	32.40	203.1		2.293	2.826	32.62
11/13/2019	Wednesday	31.63	150.3		2.284	2.350	10.44
11/19/2019	Tuesday	35.86	272.5		1.473	2.403	9.256
11/20/2019	Wednesday	31.21	212		2.143	2.386	8.884
11/26/2019	Tuesday	53.74	186.8		1.397	2.161	7.230
11/27/2019	Wednesday	38.86	216.3		<1	2.713	3.484
12/3/2019	Tuesday	35.35	196.2	1380	2.347	2.270	11.66
12/4/2019	Wednesday	37.32	168.8		1.013	2.026	7.969
12/10/2019	Tuesday	69.92	273.3		1.034	1.794	5.962
12/11/2019	Wednesday	61.53	190.1		1.066	1.867	7.031
12/17/2019	Tuesday	67.58	285.8		1.216	1.896	5.177
12/18/2019	Wednesday	62.23	127.5		2.084	1.908	8.700
12/24/2019	Tuesday	41.34	148.5		<1	2.907	5.743
12/25/2019	Wednesday	39.00	119.3		<1	2.761	4.083
12/31/2019	Tuesday	68.27	182.1		<1	2.373	3.342
1/1/2020	Wednesday	60.06	158.2		<1	2.720	4.545

**Field's Point Monthly Average, Minimum, and Maximum Influent Data 2019**  
all analyses in ppb

Date		Flow (MGD)	Cd	TTL Cr	Cu	Pb	Hg(ppb)	Ni	Ag	Zn	CN
January	Average	61.71	0.33	4.40	26.56	10.57	9.56	22.92	0.62	75.80	8.80
	Minimum	40.91	0.22	2.83	14.93	2.60	9.56	7.04	0.23	59.52	4.00
	Maximum	80.91	0.59	7.06	37.48	29.65	9.56	37.90	1.47	119.30	13.40
February	Average	50.82	0.24	7.17	27.26	7.36	18.70	27.96	0.80	81.65	11.51
	Minimum	42.49	0.20	3.92	20.99	2.56	18.70	18.80	0.37	63.47	7.56
	Maximum	68.86	0.32	20.51	34.99	12.09	18.70	41.39	1.79	101.50	18.00
March	Average	51.44	0.23	4.44	30.75	4.21	48.10	20.47	1.23	72.25	11.10
	Minimum	41.46	0.22	2.91	19.60	3.06	48.10	17.01	0.34	66.82	8.44
	Maximum	71.15	0.25	5.33	56.05	6.06	48.10	26.36	5.29	81.91	13.60
April	Average	58.38	0.19	3.85	28.75	6.52	25.20	21.99	0.47	74.15	8.22
	Minimum	42.18	0.16	2.35	16.05	3.33	25.20	13.04	0.28	48.81	5.12
	Maximum	77.11	0.24	5.73	55.15	12.09	25.20	35.33	0.65	100.50	20.40
May	Average	51.89	0.22	3.34	21.93	5.73	19.60	19.87	0.38	74.69	7.34
	Minimum	37.61	0.17	2.19	15.87	2.95	19.60	14.69	0.25	61.50	5.48
	Maximum	71.99	0.38	5.59	45.13	12.55	19.60	28.98	0.56	111.60	13.10
June	Average	45.50	0.21	4.23	27.37	9.62	9.62	26.85	0.64	85.90	6.02
	Minimum	36.82	0.18	3.09	18.11	3.52	9.62	15.05	0.34	70.88	4.00
	Maximum	73.93	0.25	6.06	38.79	23.74	9.62	86.96	1.36	98.65	9.57
July	Average	40.85	0.19	4.53	26.49	8.20	27.00	20.94	0.51	92.83	5.23
	Minimum	32.08	0.13	2.32	17.20	4.08	27.00	11.38	0.19	62.65	4.00
	Maximum	69.09	0.25	10.32	35.45	21.46	27.00	36.14	1.08	135.50	8.86
August	Average	35.49	0.21	4.52	40.76	9.93	30.50	22.85	0.55	110.31	5.82
	Minimum	29.00	0.15	2.91	22.22	4.66	30.50	17.88	0.32	83.34	4.00
	Maximum	55.56	0.24	5.50	67.40	24.65	30.50	31.14	1.01	158.50	10.50
September	Average	34.70	0.23	5.13	37.30	20.31	41.50	22.07	0.83	122.88	5.21
	Minimum	22.91	0.15	3.09	25.81	3.71	41.50	14.68	0.44	85.47	4.00
	Maximum	53.85	0.54	13.59	90.89	115.00	41.50	37.08	1.39	310.40	8.00
October	Average	38.74	0.20	4.10	31.11	11.07	11.40	17.62	0.58	94.48	4.70
	Minimum	27.48	0.18	2.33	24.68	4.68	11.40	12.66	0.45	67.33	4.00
	Maximum	62.16	0.22	5.97	41.51	19.38	11.40	25.86	0.97	135.30	8.50
November	Average	36.61	0.20	3.38	39.82	5.68	35.80	16.66	0.82	84.19	6.20
	Minimum	30.41	0.17	2.70	24.87	3.16	35.80	12.44	0.39	66.04	4.00
	Maximum	66.09	0.22	3.96	54.74	12.26	35.80	20.12	1.46	102.80	9.66
December	Average	53.22	0.18	2.36	19.07	4.63	27.40	12.31	0.35	59.48	6.69
	Minimum	34.77	0.13	1.60	11.65	2.57	27.40	6.93	0.12	46.22	4.00
	Maximum	84.59	0.27	2.84	28.36	8.94	27.40	25.41	0.68	76.76	11.60

## Field's Point Influent Loading Summary 2019

### Field's Point monthly mean influent loading summary (lbs/month)

Monthly total loads calculated as: Monthly Total Influent Flow (MG) \* Average Daily Concentration (ppb) \* Conversion Factor (0.00834).

Month	Total Monthly Flow (MG)	Cd	Total Cr	Cu	Pb	Hg	Ni	Ag	Zn	Total Cyanide	Total Metals*
January	1912.86	5.32	70.23	423.77	168.60	0.1525	365.58	9.97	1,209.27	140.32	2252.88
February	1422.88	2.86	85.11	323.46	87.36	0.2219	331.80	9.55	968.93	136.57	1809.29
March	1594.54	3.09	59.09	408.91	56.01	0.6397	272.24	16.33	960.86	147.65	1777.16
April	1751.35	2.82	56.19	419.91	95.22	0.3681	321.22	6.82	1,083.05	120.10	1985.61
May	1608.61	2.89	44.85	294.19	76.86	0.2629	266.53	5.06	1,001.98	98.44	1692.63
June	1365.06	2.35	48.15	311.62	109.52	0.1095	305.65	7.32	977.97	68.49	1762.69
July	1266.25	2.03	47.82	279.71	86.60	0.2851	221.10	5.36	980.35	55.23	1623.25
August	1100.21	1.88	41.51	373.98	91.10	0.2799	209.69	5.08	1,012.13	53.37	1735.65
September	1041.02	2.02	44.52	323.84	176.33	0.3603	191.58	7.19	1,066.89	45.24	1812.74
October	1200.97	2.00	41.03	311.63	110.90	0.1142	176.51	5.80	946.36	47.03	1594.35
November	1098.19	1.83	30.94	364.67	51.99	0.3279	152.55	7.48	771.12	56.75	1380.91
December	1649.89	2.49	32.47	262.47	63.66	0.3770	169.35	4.75	818.50	92.05	1354.06
<b>Total (lbs/year)</b>		<b>31.58</b>	<b>601.90</b>	<b>4098.17</b>	<b>1174.15</b>	<b>3.4990</b>	<b>2983.80</b>	<b>90.71</b>	<b>11797.42</b>	<b>1061.25</b>	

\*Total Metals = Sum of Monthly Metals Loads (Cd, Cr, Cu, Pb, Hg, Ni, Ag, Zn)

### Field's Point monthly mean influent loading summary (lbs/day)

Average of daily loads – Each Daily load is calculated as: Daily Influent Flow (MG) \* Daily Concentration (ppb) \* Conversion Factor (0.00834); the average of those loads is reported here.

Month	Mean Inf Flow (MGD)	Cd	Total Cr	Cu	Pb	Hg	Ni	Ag	Zn	Total Cyanide	Total Metals*
January	61.71	0.16	2.26	13.44	5.60	0.0060	11.43	0.33	38.89	4.58	72.12
February	50.82	0.10	3.00	11.75	3.32	0.0072	12.14	0.35	35.30	5.18	65.97
March	51.44	0.09	1.75	12.20	1.67	0.0181	8.04	0.50	28.50	4.39	52.76
April	58.38	0.09	1.88	13.61	3.28	0.0109	10.64	0.23	35.83	4.23	65.58
May	51.89	0.10	1.48	9.61	2.57	0.0081	8.73	0.16	33.11	3.26	55.75
June	45.50	0.08	1.76	10.86	4.60	0.0031	10.03	0.26	34.98	2.30	62.58
July	40.85	0.06	1.52	8.98	2.90	0.0074	6.89	0.17	31.27	1.75	51.79
August	35.49	0.07	1.44	12.84	3.43	0.0085	7.09	0.19	35.58	1.88	60.64
September	34.70	0.07	1.59	11.37	6.47	0.0101	6.56	0.26	37.30	1.54	63.62
October	38.74	0.07	1.38	10.49	4.00	0.0030	5.95	0.19	32.24	1.62	54.30
November	36.61	0.06	1.10	12.49	1.94	0.0152	5.20	0.25	26.66	2.03	47.72
December	53.22	0.08	1.05	8.10	2.21	0.0081	5.15	0.14	26.03	3.16	42.77

\*Total Metals = Sum of Monthly Average Metals Loads (Cd, Cr, Cu, Pb, Hg, Ni, Ag, Zn)

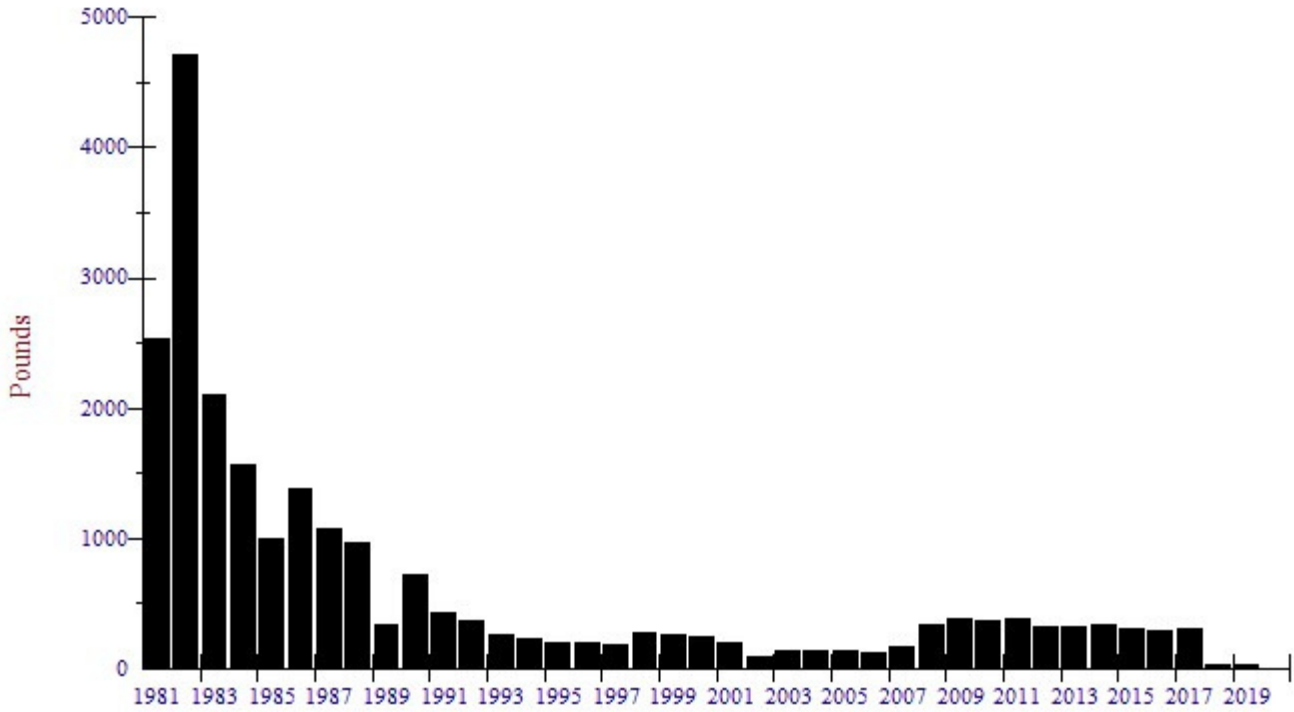
**Field's Point Influent Loading Data**  
**Influent loading (lbs/year)**

<b>Year</b>	<b>Cadmium</b>	<b>Chromium</b>	<b>Copper</b>	<b>Lead</b>	<b>Mercury</b>	<b>Nickel</b>	<b>Silver</b>	<b>Zinc</b>
1981	2,525	65,354	363,670	30,528	89	214,734	9,040	268,159
1982	4,704	34,033	196,011	24,562	329	142,393	2,729	305,976
1983	2,104	5,330	177,409	16,610	149	140,299	3,531	211,092
1984	1,566	9,109	171,021	17,776	265	134,463	5,249	151,764
1985	995	13,566	125,683	16,208	171	102,841	4,150	146,043
1986	1,385	13,158	114,928	16,848	188	81,718	7,649	163,160
1987	1,077	12,530	74,121	11,751	67	59,380	4,417	149,914
1988	971	11,514	30,915	10,052	123	45,188	2,242	79,569
1989	328	6,744	19,864	5,947	120	33,763	1,710	76,037
1990	724	7,870	25,494	6,118	165	32,448	2,116	63,054
1991	424	9,792	27,871	7,115	178	40,963	2,456	30,663
1992	372	4,067	24,457	6,001	169	35,861	2,232	25,854
1993	256	3,216	25,327	4,943	84	31,380	1,574	26,820
1994	223	3,181	22,996	3,771	84	21,236	1,732	25,351
1995	197	2,701	14,296	2,955	63	18,656	1,349	22,202
1996	197	3,157	14,353	2,188	31	18,534	1,262	17,199
1997	182	2,997	13,794	3,613	25	16,757	1,247	17,307
1998	274	3,148	12,274	3,484	30	12,365	1,251	17,679
1999	259	2,503	11,799	2,141	17	11,491	1,126	18,766
2000	239	1,514	14,178	3,144	13	11,846	1,234	21,689
2001	192	1,970	13,832	2,524	27	8,736	843	16,151
2002	96	1,302	9,469	2,270	11	5,324	777	14,665
2003	134	1,307	7,710	1,951	16	6,058	655	13,400
2004	132	1,081	7,429	1,644	13	7,324	643	13,363
2005	131	893	7,361	1,719	13	4,550	590	15,450
2006	121	1,097	8,392	2,028	11	5,000	574	15,385
2007	166	1,165	6,497	1,214	8	3,472	425	13,395
2008	336	1,586	6,543	1,875	7	3,189	566	14,444
2009	381	1,664	5,854	1,849	7	3,240	604	14,814
2010	362	1,639	5,518	1,886	13	2,978	574	12,022
2011	385	1,781	5,545	1,748	6	3,848	595	12,337
2012	314	1,482	4,780	1,383	6	2,815	509	11,282
2013	325	1,543	5,024	1,512	6	2,605	522	11,387
2014	330	1,365	5,941	1,448	5	2,784	525	12,668
2015	310	1,290	5,458	1,493	5	2,728	470	14,609
2016	291	1,252	5,048	1,348	5	2,956	469	13,037

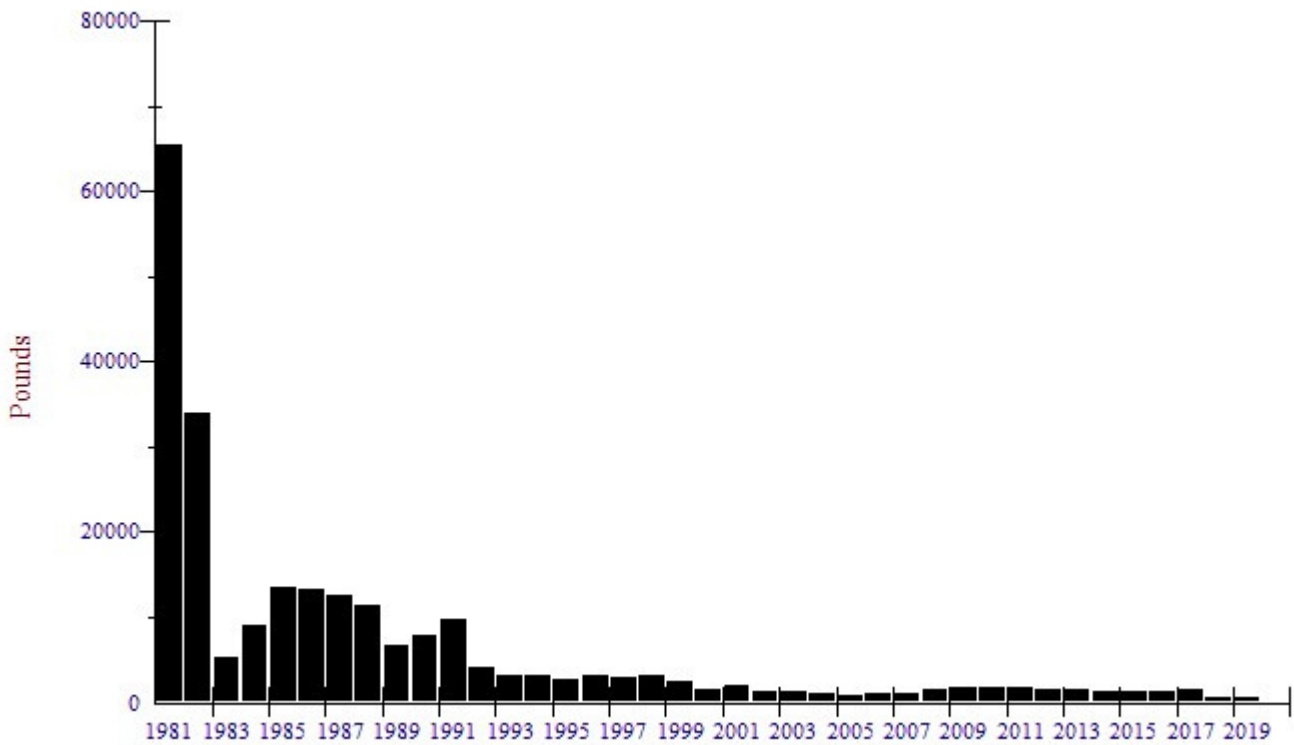
**Field's Point Influent Loading Data**  
**Influent loading (lbs/year)**

<b>Year</b>	<b>Cadmium</b>	<b>Chromium</b>	<b>Copper</b>	<b>Lead</b>	<b>Mercury</b>	<b>Nickel</b>	<b>Silver</b>	<b>Zinc</b>
2017	303	1,502	5,288	1,644	5	2,668	488	13,966
2018	34	698	4,683	1,100	2	3,270	109	13,286
2019	32	602	4,098	1,174	3	2,984	91	11,797

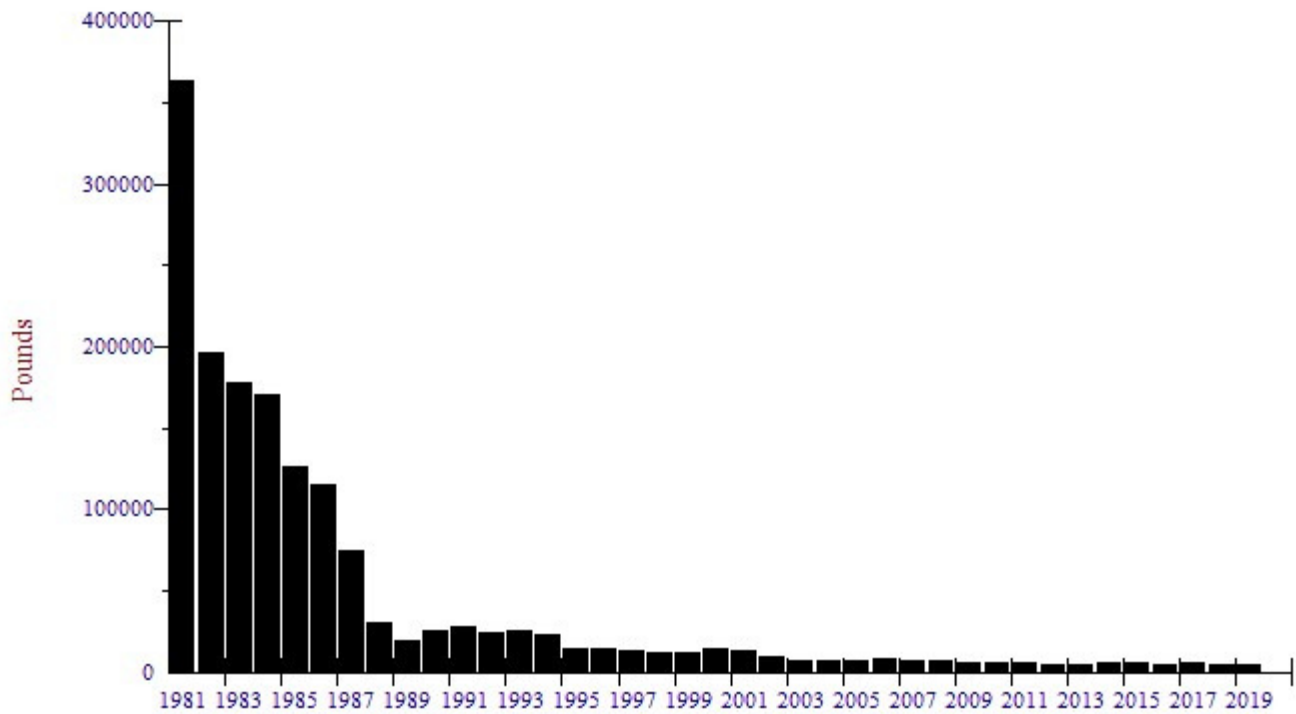
**Field's Point Influent Cadmium Loading**



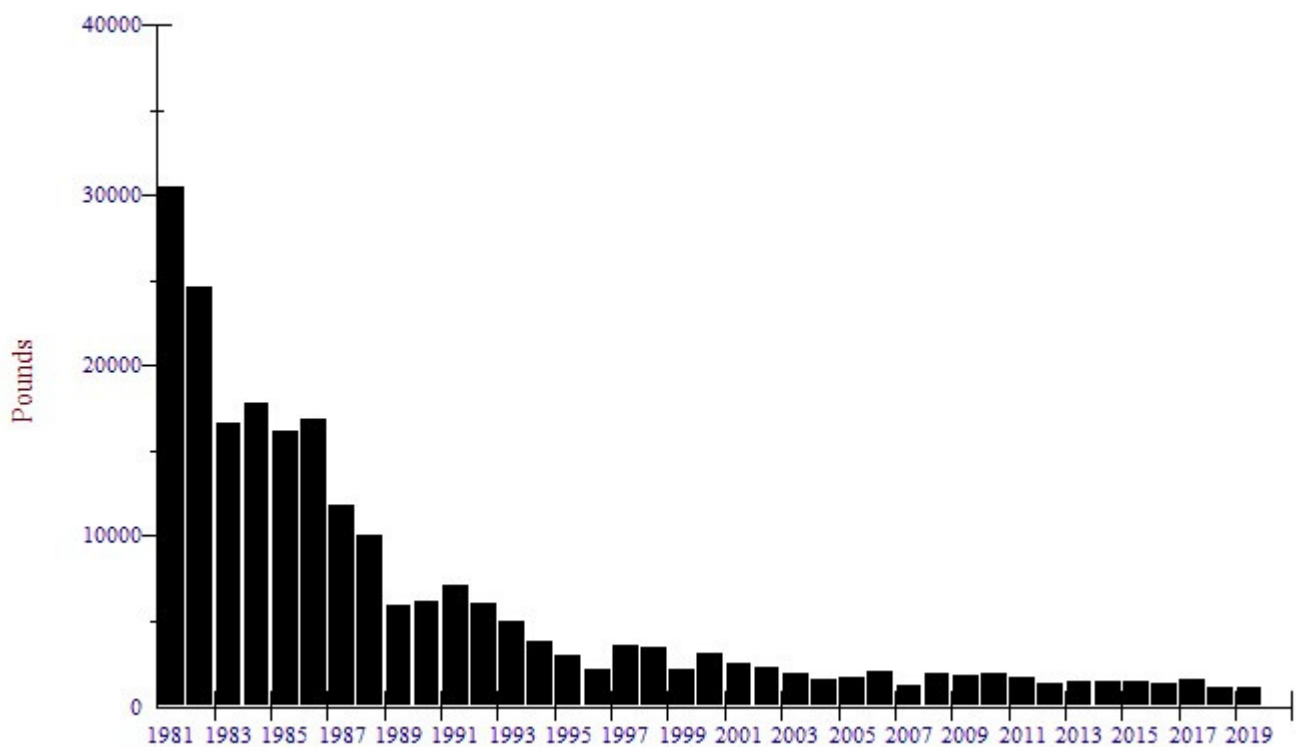
**Field's Point Influent Chromium Loading**



**Field's Point Influent Copper Loading**

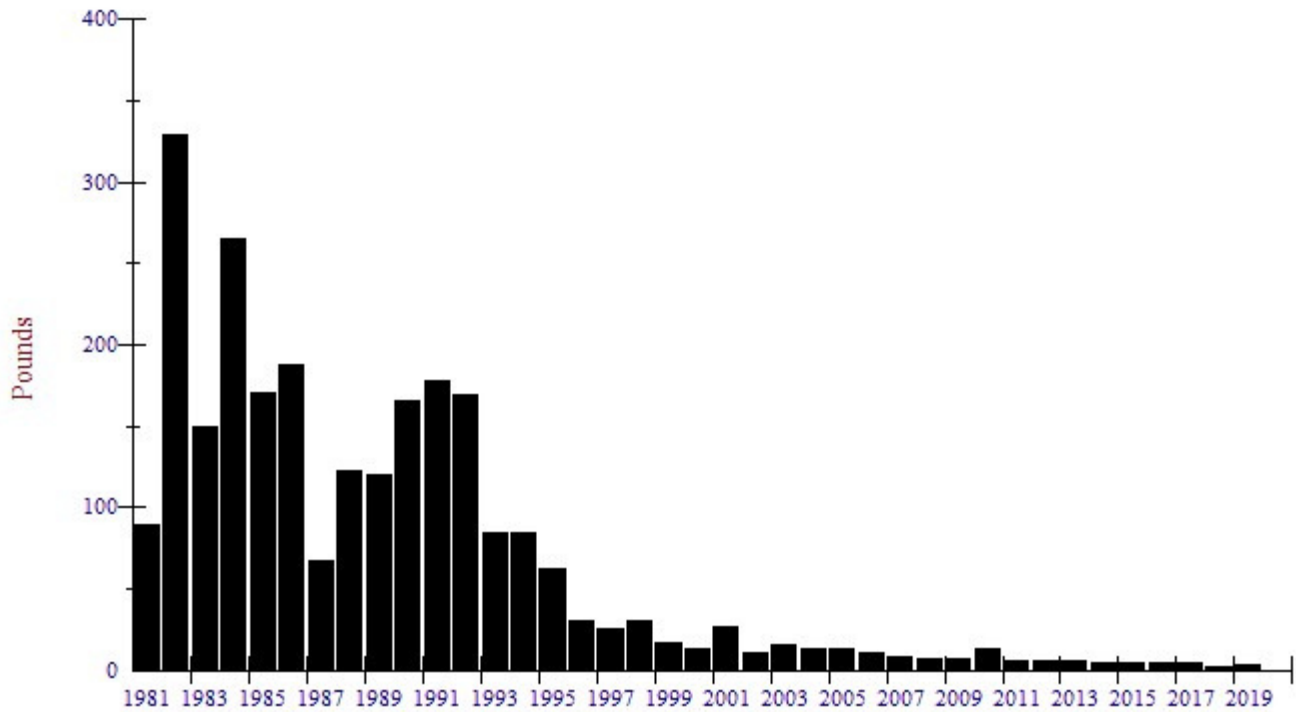


**Field's Point Influent Lead Loading**

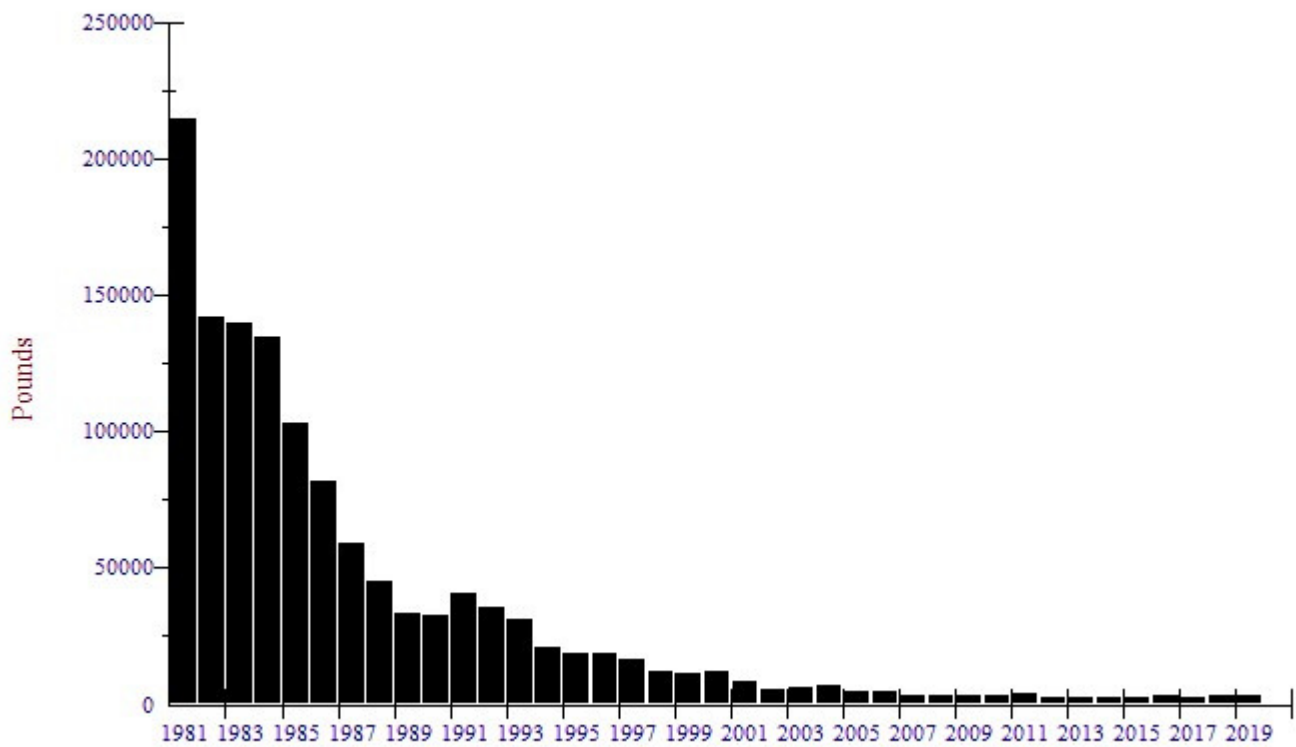




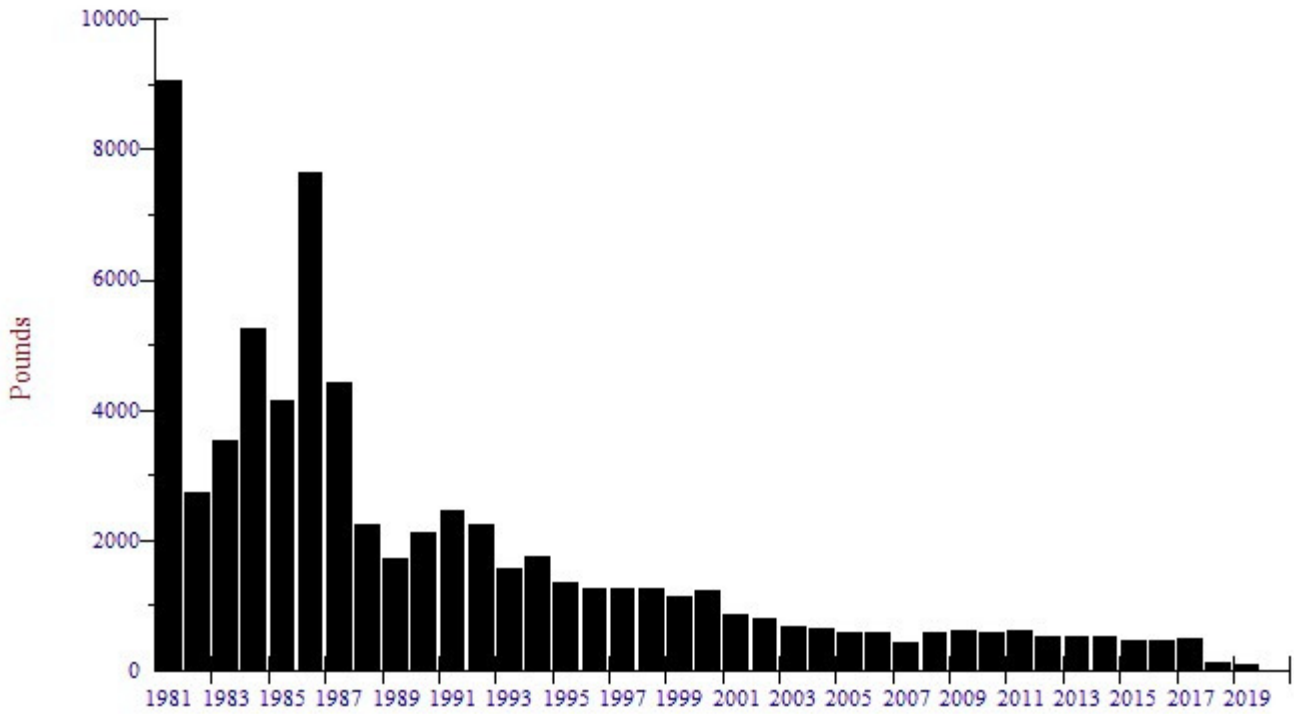
**Field's Point Influent Mercury Loading**



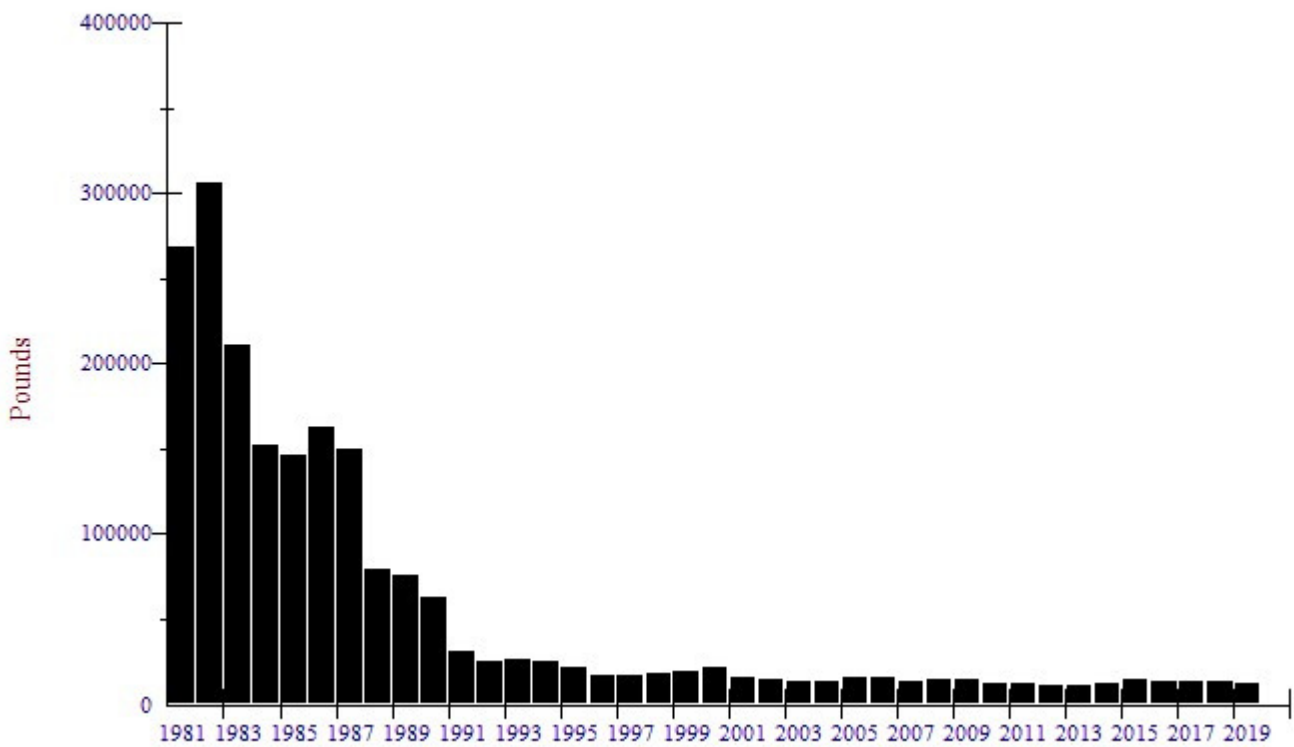
**Field's Point Influent Nickel Loading**



**Field's Point Influent Silver Loading**



**Field's Point Influent Zinc Loading**



***EFFLUENT LOADING DATA***

***FIELD'S POINT***

**Field's Point Effluent Metals Cd - CN 2019**  
**all analyses in ppb**

Date	Day of the Week	Total Eff Flow	Cd (ppb)	Cr (ppb)	Eff Hex Cr (ppb)	Cu (ppb)	Pb (ppb)	Hg (ppb)	Ni (ppb)	Ag (ppb)	Zn (ppb)	CN (ppb)
1/1/2019	Tuesday	72.61	<0.020	0.7168		1.972	0.3797		5.888	<0.020	18.48	8.32
1/2/2019	Wednesday	73.26	0.02289	0.7809		2.398	0.3746		11.31	0.02404	21.76	7.73
1/8/2019	Tuesday	75.59	0.02358	0.8656	<10	2.526	0.4052	0.00205	13.42	0.02925	22.01	6.77
1/9/2019	Wednesday	62.38	0.04207	0.7565		2.185	0.3234		14.34	0.02085	19.88	7.87
1/15/2019	Tuesday	43.40	0.03677	1.495		3.171	0.3393		19.55	0.02456	20.51	6.64
1/16/2019	Wednesday	42.46	0.04072	1.352		2.748	<0.300		25.83	0.02305	23.77	5.05
1/22/2019	Tuesday	69.36	0.1229	1.860		6.265	1.129		15.90	0.08574	38.62	7.40
1/23/2019	Wednesday	65.97	0.09646	1.283		4.526	0.7720		18.61	0.05029	38.16	11.7
1/29/2019	Tuesday	60.02	0.02403	1.027		2.171	0.3893		13.04	0.02030	21.93	6.90
1/30/2019	Wednesday	58.54	0.02163	1.045		2.216	0.4395		13.60	0.02384	22.26	6.82
2/5/2019	Tuesday	46.30	0.02335	1.266	<10	2.377	0.4056	0.00270	13.69	0.06287	22.77	6.49
2/6/2019	Wednesday	55.22	0.02529	1.229		2.167	0.4144		12.57	0.05078	22.80	7.66
2/12/2019	Tuesday	56.63	0.03217	1.149		3.520	0.6530		18.19	0.06667	23.98	10.7
2/13/2019	Wednesday	68.86	0.03577	1.045		3.071	0.6887		20.77	0.05888	27.55	8.61
2/19/2019	Tuesday	44.81	0.04573	1.351		2.838	0.3686		16.88	0.04151	33.91	7.89
2/20/2019	Wednesday	47.29	0.03122	1.153		3.123	0.3229		16.66	0.03414	27.84	9.01
2/26/2019	Tuesday	45.78	0.02572	1.249		2.823	0.3442		13.76	0.02610	27.69	
2/27/2019	Wednesday	48.46	0.02201	1.463		2.659	<0.300		16.51	0.02716	26.98	7.63
2/28/2019	Thursday	47.99										7.30
3/5/2019	Tuesday	45.04	0.02110	1.258	<10	2.356	0.3547	0.00261	17.90	0.02022	29.67	6.13
3/6/2019	Wednesday	42.83	<0.020	1.241		2.606	0.3057		19.16	0.02071	28	6.66
3/12/2019	Tuesday	50.16	<0.020	1.112		2.685	0.3079		14.01	0.09304	27.59	8.03
3/13/2019	Wednesday	47.11	<0.020	1.117		2.504	<0.300		17.26	0.04905	26.23	7
3/19/2019	Tuesday	50.92	0.02069	0.7907		2.125	<0.300		12.16	0.02382	23.54	9
3/20/2019	Wednesday	47.37	<0.020	0.8379		1.987	<0.300		12.74	0.02285	23.43	10.7
3/26/2019	Tuesday	49.74	0.02256	0.8609		2.285	<0.300		11.16	<0.020	23.71	6.34
3/27/2019	Wednesday	45.78	0.02598	0.8732		2.503	<0.300		12.69	<0.020	23.44	5.89
4/2/2019	Tuesday	51.88	<0.020	1.053	<10	2.733	<0.300	0.00180	16.18	0.02323	24.56	5.85
4/3/2019	Wednesday	58.60	<0.020	0.6482		2.447	<0.300		20.30	0.02996	25.34	6.05
4/9/2019	Tuesday	65.73	<0.020	0.9220		2.476	0.3231		13.10	0.04457	27.73	6.44
4/10/2019	Wednesday	45.15	0.02874	1.328		2.695	<0.300		14.64	0.03108	28.91	5.61
4/16/2019	Tuesday	53.76	<0.020	1.008		2.245	<0.300		14.12	0.02617	25.76	4.58
4/17/2019	Wednesday	46.02	0.02045	1.223		2.282	<0.300		14.50	0.02313	28.01	6
4/23/2019	Tuesday	70.77	<0.020	0.7664		2.290	<0.300		9.520	<0.020	24.53	4.61
4/24/2019	Wednesday	71.07	<0.020	0.8225		2.317	<0.300		10.64	<0.020	24.62	5.11
4/30/2019	Tuesday	70.84	<0.020	0.6165		2.401	0.3232		13.93	<0.020	22.47	5.94
5/1/2019	Wednesday	71.74	<0.020	0.6360		2.075	<0.300		11.69	<0.020	21.19	4
5/7/2019	Tuesday	49.57	0.02349	1.007	<10	2.185	<0.300	0.00194	15.12	<0.020	23.30	4.25
5/8/2019	Wednesday	49.67	0.02363	0.8967		1.813	<0.300		15.60	<0.020	22.09	6.74

**Field's Point Effluent Metals Cd - CN 2019**  
**all analyses in ppb**

Date	Day of the Week	Total Eff Flow	Cd (ppb)	Cr (ppb)	Eff Hex Cr (ppb)	Cu (ppb)	Pb (ppb)	Hg (ppb)	Ni (ppb)	Ag (ppb)	Zn (ppb)	CN (ppb)
5/14/2019	Tuesday	69.76	<0.020	0.7132	<10	1.754	<0.300		10.82	<0.020	25.69	6.23
5/15/2019	Wednesday	49.21	<0.020	0.7828		1.789	<0.300		12.95	<0.020	25.31	6.22
5/21/2019	Tuesday	55.82	<0.020	1.113		1.621	<0.300		11.11	<0.020	20.09	6.87
5/22/2019	Wednesday	42.66	<0.020	1.100		1.600	<0.300		12.98	<0.020	22.23	7.60
5/28/2019	Tuesday	46.49	<0.020	0.9541		1.998	0.3087		11.80	<0.020	21.91	7.09
5/29/2019	Wednesday	49.17	<0.020	0.9821		2.099	<0.300		11.96	<0.020	22.87	6.09
6/4/2019	Tuesday	38.71	<0.020	0.9750	<10	1.834	<0.300	0.00159	13.58	<0.020	23.34	4.58
6/5/2019	Wednesday	38.30	<0.020	1.098		1.868	<0.300		15.12	0.04117	24.27	8.16
6/11/2019	Tuesday	71.25	<0.020	1.450		1.661	<0.300		10.19	<0.020	19.53	4.60
6/12/2019	Wednesday	66.28	<0.020	0.9261		1.625	0.3822		11.06	<0.020	19.21	5.04
6/18/2019	Tuesday	45.91	<0.020	0.7737		1.655	0.3046		12.14	<0.020	20.38	4.77
6/19/2019	Wednesday	40.43	<0.020	1.031		1.430	<0.300		12.35	<0.020	19.64	5.81
6/25/2019	Tuesday	49.94	<0.020	0.7656		2.154	0.4719		15.16	<0.020	27.67	5.30
6/26/2019	Wednesday	37.35	<0.020	0.9249		1.830	<0.300		24.70	<0.020	17.58	5.38
7/2/2019	Tuesday	37.06	<0.020	0.9025		1.511	0.3060		16.41	<0.020	19.02	5.03
7/3/2019	Wednesday	35.98	<0.020	0.7846		1.620	0.3069		16.31	<0.020	23.74	<4
7/9/2019	Tuesday	32.73	<0.020	1.085	<10	1.329	<0.300	0.00297	13.13	<0.020	18.25	<4
7/10/2019	Wednesday	32.08	<0.020	0.9434		1.236	<0.300		11.08	<0.020	18.01	4.71
7/16/2019	Tuesday	35.85	<0.020	3.178		1.162	0.3184		22.72	<0.020	18.46	4.50
7/17/2019	Wednesday	37.10	<0.020	1.645		1.462	0.3297		23.46	<0.020	18.95	4.92
7/23/2019	Tuesday	66.85	<0.020	0.7471		1.586	0.3306		10.43	<0.020	23.38	5.78
7/24/2019	Wednesday	62.41	<0.020	0.6248		1.697	0.3126		9.943	<0.020	17.35	5.37
7/30/2019	Tuesday	35.96	<0.020	0.8229		2.048	0.3897		14.11	<0.020	22.59	6.72
7/31/2019	Wednesday	34.06	<0.020	0.9610		1.374	0.3058		14.52	<0.020	22.45	4.46
8/6/2019	Tuesday	33.50	<0.020	0.8671	<10	1.519	0.3208	0.00207	16.17	<0.020	24.54	5.52
8/7/2019	Wednesday	43.17	<0.020	0.8377		1.709	0.3645		12.64	<0.020	20.51	6.03
8/13/2019	Tuesday	32.16	<0.020	0.9534		1.639	0.3187		15.83	<0.020	23.07	6.54
8/14/2019	Wednesday	30.24	<0.020	0.7913		1.684	0.3018		16.10	<0.020	24.18	5.74
8/20/2019	Tuesday	35.23	<0.020	0.6538		1.408	<0.300		14.79	<0.020	23.62	26.3
8/21/2019	Wednesday	43.14	<0.020	0.7301		1.803	0.3773		16.01	<0.020	21.16	8.38
8/27/2019	Tuesday	31.19	<0.020	0.7708		1.948	<0.300		16.50	<0.020	27.23	7.54
8/28/2019	Wednesday	55.56	<0.020	0.6770		2.768	0.5185		12.62	0.02016	21.40	6.10
9/3/2019	Tuesday	52.80	<0.020	0.6427		1.403	<0.300		10.38	<0.020	16.52	4.49
9/4/2019	Wednesday	36.68	<0.020	0.8292		1.056	0.3145		13.27	<0.020	20.99	4.59
9/10/2019	Tuesday	29.12	<0.020	0.6935	<10	1.491	0.3659	<0.001	17.34	<0.020	22.79	5.81
9/11/2019	Wednesday	32.16	<0.020	0.7213		1.948	0.4137		17.12	<0.020	27.05	4.25
9/17/2019	Tuesday	30.03	<0.020	1.061		1.779	<0.300		14.77	<0.020	25.48	20.6
9/18/2019	Wednesday	31.14	<0.020	0.8031		1.588	<0.300		14.63	<0.020	24.43	<4
9/24/2019	Tuesday	53.85	<0.020	2.247		1.511	0.3857		10.60	0.02084	20.07	<4

**Field's Point Effluent Metals Cd - CN 2019**  
**all analyses in ppb**

Date	Day of the Week	Total Eff Flow	Cd (ppb)	Cr (ppb)	Eff Hex Cr (ppb)	Cu (ppb)	Pb (ppb)	Hg (ppb)	Ni (ppb)	Ag (ppb)	Zn (ppb)	CN (ppb)
9/25/2019	Wednesday	29.79	<0.020	1.079		1.876	0.3660		12.94	0.02141	24.50	4.07
10/1/2019	Tuesday	28.90	<0.020	0.7999		1.864	0.3529		13.04	<0.020	21.83	5.03
10/2/2019	Wednesday	34.83	<0.020	0.8138		1.802	0.3994		11.57	0.02080	19.65	<4
10/8/2019	Tuesday	31.60	<0.020	1.358	<10	2.051	0.3422	0.00149	17.50	<0.020	20.71	<4
10/9/2019	Wednesday	55.65	<0.020	3.025		1.786	0.3582		10.50	<0.020	18.15	<4
10/15/2019	Tuesday	30.57	<0.020	0.8548		2.023	0.3298		10.32	0.02076	23.20	4.59
10/16/2019	Wednesday	52.13	<0.020	0.6028		1.985	0.3513		9.353	0.02486	17.51	<4
10/22/2019	Tuesday	36.28	<0.020	1.942		2.058	0.3697		14.10	0.02374	22.71	16
10/23/2019	Wednesday	45.93	<0.020	0.8119		1.783	0.3114		11.93	<0.020	22.05	<4
10/29/2019	Tuesday	38.22	0.02111	0.7286		1.827	0.3512		10.83	<0.020	23.12	<4
10/30/2019	Wednesday	38.50	<0.020	0.7447		2.156	0.3669		10.81	0.02244	21.75	<4
11/5/2019	Tuesday	50.95	<0.020	0.9384	<10	2.021	0.3507	0.00197	9.418	<0.020	20.83	<4
11/6/2019	Wednesday	33.07	0.02015	0.9954		2.433	0.3802		12.72	0.02730	26.84	4.63
11/12/2019	Tuesday	32.40	0.02380	1.193		2.352	0.3284		10.56	0.02056	23.86	<4
11/13/2019	Wednesday	31.63	<0.020	1.112		2.865	0.3230		13.20	0.02270	25.26	7.33
11/19/2019	Tuesday	35.86	<0.020	1.081		2.771	0.3589		12.06	0.04437	26.81	15.1
11/20/2019	Wednesday	31.21	<0.020	1.144		3.767	0.3924		13.85	0.04759	24.24	<4
11/26/2019	Tuesday	53.74	<0.020	1.061		2.731	0.4333		11.51	0.02870	26.81	<4
11/27/2019	Wednesday	38.86	<0.020	1.020		2.515	0.4761		12.47	0.02564	28.74	8.09
12/3/2019	Tuesday	35.35	0.02134	0.9136	<10	2.578	0.4542	0.00532	14.25	0.06856	28.67	<4
12/4/2019	Wednesday	37.32	<0.020	0.8699		2.436	0.4410		17.20	0.02985	27.46	7.53
12/10/2019	Tuesday	69.92	0.02412	0.6710		2.797	0.6102		7.863	0.03433	24.08	4.42
12/11/2019	Wednesday	61.53	0.02564	0.7403		3.194	0.7528		8.755	0.03154	26.85	6.23
12/17/2019	Tuesday	67.58	0.02862	0.8999		3.148	0.7760		6.929	0.03633	24.54	13
12/18/2019	Wednesday	62.23	0.02246	0.9537		2.734	0.5120		9.034	0.03142	24.46	<4
12/24/2019	Tuesday	41.34	<0.020	0.8612		1.633	0.3393		7.241	<0.020	19.96	5.20
12/25/2019	Wednesday	39.00	<0.020	0.8531		1.424	<0.300		6.483	<0.020	16.45	4.16
12/31/2019	Tuesday	68.27	<0.020	0.8173		1.904	0.4138		5.462	<0.020	19.49	<4

**Field's Point Effluent Metals Al - Mo 2019**  
**all analyses in ppb**

<b>Date</b>	<b>Day of the Week</b>	<b>Total Eff Flow</b>	<b>Al (ppb)</b>	<b>Fe (ppb)</b>	<b>Se (ppb)</b>	<b>As (ppb)</b>	<b>Mo (ppb)</b>
1/1/2019	Tuesday	72.61	12.12		<1	1.480	1.827
1/2/2019	Wednesday	73.26	11.05		1.295	1.935	2.458
1/8/2019	Tuesday	75.59	12.22	100.4	1.155	1.798	2.110
1/9/2019	Wednesday	62.38	10.33		<1	1.483	1.806
1/15/2019	Tuesday	43.40	9.280		2.021	2.922	4.267
1/16/2019	Wednesday	42.46	9.047		1.685	2.538	3.250
1/22/2019	Tuesday	69.36	50.49		<1	2.396	2.848
1/23/2019	Wednesday	65.97	29.99		1.014	2.332	8.613
1/29/2019	Tuesday	60.02	10.48		1.314	1.882	3.502
1/30/2019	Wednesday	58.54	12.11		<1	1.750	2.823
2/5/2019	Tuesday	46.30	20.99	114.3	1.034	2.847	11.72
2/6/2019	Wednesday	55.22	10.13		2.927	2.651	9.961
2/12/2019	Tuesday	56.63	20.95		<1	2.570	3.168
2/13/2019	Wednesday	68.86	21.74		1.435	1.916	2.827
2/19/2019	Tuesday	44.81	10.02		1.310	2.586	3.745
2/20/2019	Wednesday	47.29	9.903		1.342	2.643	4.041
2/26/2019	Tuesday	45.78	9.962		1.036	2.334	3.438
2/27/2019	Wednesday	48.46	7.502		<1	2.166	2.878
3/5/2019	Tuesday	45.04	9.768	94.77	<1	2.199	4.215
3/6/2019	Wednesday	42.83	8.494		1.264	2.205	3.550
3/12/2019	Tuesday	50.16	9.390		1.525	1.907	5.160
3/13/2019	Wednesday	47.11	8.370		2.184	1.872	5.195
3/19/2019	Tuesday	50.92	9.256		1.329	1.747	6.331
3/20/2019	Wednesday	47.37	8.082		1.420	1.671	3.547
3/26/2019	Tuesday	49.74	7.188		1.872	2.005	4.084
3/27/2019	Wednesday	45.78	8.845		1.649	1.804	3.775
4/2/2019	Tuesday	51.88	7.995	85.64	1.537	2.206	4.006
4/3/2019	Wednesday	58.60	7.238		1.520	1.371	8.013
4/9/2019	Tuesday	65.73	8.131		<1	1.678	4.370
4/10/2019	Wednesday	45.15	7.114		1.206	1.985	7.075
4/16/2019	Tuesday	53.76	8.684		1.045	1.772	4.378
4/17/2019	Wednesday	46.02	17.55		1.100	1.789	4.231
4/23/2019	Tuesday	70.77	8.542		<1	1.468	1.627
4/24/2019	Wednesday	71.07	7.953		<1	1.488	1.990
4/30/2019	Tuesday	70.84	8.328		<1	1.405	2.052

**Field's Point Effluent Metals Al - Mo 2019**  
**all analyses in ppb**

<b>Date</b>	<b>Day of the Week</b>	<b>Total Eff Flow</b>	<b>Al (ppb)</b>	<b>Fe (ppb)</b>	<b>Se (ppb)</b>	<b>As (ppb)</b>	<b>Mo (ppb)</b>
5/1/2019	Wednesday	71.74	6.728		<1	1.196	1.784
5/7/2019	Tuesday	49.57	6.780	63.75	1.366	1.984	4.215
5/8/2019	Wednesday	49.67	5.689		2.074	1.752	4.958
5/14/2019	Tuesday	69.76	7.919		<1	1.334	5.057
5/15/2019	Wednesday	49.21	6.442		1.013	1.318	10.53
5/21/2019	Tuesday	55.82	6.820		<1	1.403	5.241
5/22/2019	Wednesday	42.66	6.201		<1	1.417	4.224
5/28/2019	Tuesday	46.49	8.328		<1	1.933	4.985
5/29/2019	Wednesday	49.17	6.984		<1	1.831	4.891
6/4/2019	Tuesday	38.71	6.038	97.58	<1	2.159	6.776
6/5/2019	Wednesday	38.30	5.741		<1	2.087	6.532
6/11/2019	Tuesday	71.25	6.373		<1	1.397	3.222
6/12/2019	Wednesday	66.28	9.067		<1	1.501	3.478
6/18/2019	Tuesday	45.91	5.397		<1	1.650	5.377
6/19/2019	Wednesday	40.43	5.950		<1	1.757	4.822
6/25/2019	Tuesday	49.94	8.367		<1	1.764	4.081
6/26/2019	Wednesday	37.35	5.215		<1	1.842	6.048
7/2/2019	Tuesday	37.06	5.480		<1	1.532	6.751
7/3/2019	Wednesday	35.98	5.987		<1	1.731	4.161
7/9/2019	Tuesday	32.73	5.240	143.3	<1	1.919	3.762
7/10/2019	Wednesday	32.08	<5		<1	1.730	4.470
7/16/2019	Tuesday	35.85	6.725		1.019	1.709	7.209
7/17/2019	Wednesday	37.10	7.404		<1	1.826	6.742
7/23/2019	Tuesday	66.85	7.409		<1	1.698	3.510
7/24/2019	Wednesday	62.41	6.868		<1	1.460	3.708
7/30/2019	Tuesday	35.96	6.764		<1	1.735	5.294
7/31/2019	Wednesday	34.06	5.670		<1	1.798	7.613
8/6/2019	Tuesday	33.50	6.260	175.4	<1	1.773	5.826
8/7/2019	Wednesday	43.17	7.890		<1	1.723	5.649
8/13/2019	Tuesday	32.16	6.497		<1	1.937	7.009
8/14/2019	Wednesday	30.24	5.807		<1	1.932	6.824
8/20/2019	Tuesday	35.23	5.511		<1	1.744	5.779
8/21/2019	Wednesday	43.14	7.933		<1	1.772	6.842
8/27/2019	Tuesday	31.19	6.330		<1	1.899	5.603
8/28/2019	Wednesday	55.56	14.36		<1	1.483	3.454
9/3/2019	Tuesday	52.80	6.708		<1	1.543	3.180
9/4/2019	Wednesday	36.68	6.784		<1	1.989	3.717
9/10/2019	Tuesday	29.12	6.390	187.8	<1	1.737	4.644
9/11/2019	Wednesday	32.16	7.316		<1	1.922	5.139
9/17/2019	Tuesday	30.03	6.210		1.044	1.894	8.387



**Field's Point Effluent Metals Al - Mo 2019**  
**all analyses in ppb**

<b>Date</b>	<b>Day of the Week</b>	<b>Total Eff Flow</b>	<b>Al (ppb)</b>	<b>Fe (ppb)</b>	<b>Se (ppb)</b>	<b>As (ppb)</b>	<b>Mo (ppb)</b>
9/18/2019	Wednesday	31.14	5.907		<1	1.862	6.154
9/24/2019	Tuesday	53.85	6.533		<1	1.481	4.518
9/25/2019	Wednesday	29.79	7.037		1.387	1.950	8.200
10/1/2019	Tuesday	28.90	6.544		<1	1.989	5.601
10/2/2019	Wednesday	34.83	8.318		1.700	1.900	10.34
10/8/2019	Tuesday	31.60	7.947	159	1.595	1.908	7.580
10/9/2019	Wednesday	55.65	8.205		<1	1.364	4.423
10/15/2019	Tuesday	30.57	18.87		<1	1.676	6.018
10/16/2019	Wednesday	52.13	8.398		<1	1.459	5.614
10/22/2019	Tuesday	36.28	7.878		<1	1.653	5.711
10/23/2019	Wednesday	45.93	6.470		<1	1.563	6.055
10/29/2019	Tuesday	38.22	7.985		<1	1.364	3.794
10/30/2019	Wednesday	38.50	6.865		<1	1.570	4.240
11/5/2019	Tuesday	50.95	8.101	110.1	1.590	1.779	6.522
11/6/2019	Wednesday	33.07	16.09		1.526	2.315	10.89
11/12/2019	Tuesday	32.40	9.992		1.320	2.156	19.11
11/13/2019	Wednesday	31.63	7.476		1.252	2.031	13.39
11/19/2019	Tuesday	35.86	8.360		<1	1.821	7.718
11/20/2019	Wednesday	31.21	9.134		<1	2.042	8.711
11/26/2019	Tuesday	53.74	9.858		<1	1.892	6.520
11/27/2019	Wednesday	38.86	11.16		<1	2.082	3.997
12/3/2019	Tuesday	35.35	13.51	147.6	<1	2.079	8.839
12/4/2019	Wednesday	37.32	11.30		<1	1.916	7.773
12/10/2019	Tuesday	69.92	19.95		<1	1.504	5.747
12/11/2019	Wednesday	61.53	24.72		<1	1.325	6.549
12/17/2019	Tuesday	67.58	27.31		<1	1.227	4.652
12/18/2019	Wednesday	62.23	16.63		1.672	1.663	8.747
12/24/2019	Tuesday	41.34	8.293		<1	2.045	4.718
12/25/2019	Wednesday	39.00	8.608		<1	1.408	4.245
12/31/2019	Tuesday	68.27	13.20		<1	1.833	2.597

**Field's Point Monthly Average, Minimum, and Maximum Effluent Data 2019**  
all analyses in ppb

<b>Date</b>		<b>Flow (MGD)</b>	<b>Cd</b>	<b>TTL Cr</b>	<b>Cu</b>	<b>Pb</b>	<b>Hg(ppt)</b>	<b>Ni</b>	<b>Ag</b>	<b>Zn</b>	<b>CN</b>
<b>January</b>	<b>Average</b>	61.52	0.05	1.12	3.02	0.49	2.05	15.15	0.03	24.74	7.52
	<b>Minimum</b>	40.91	0.02	0.72	1.97	0.30	2.05	5.89	0.02	18.48	5.05
	<b>Maximum</b>	76.33	0.12	1.86	6.27	1.13	2.05	25.83	0.09	38.62	11.70
<b>February</b>	<b>Average</b>	50.82	0.03	1.24	2.82	0.44	2.70	16.13	0.05	26.69	8.16
	<b>Minimum</b>	42.49	0.02	1.05	2.17	0.30	2.70	12.57	0.03	22.77	6.49
	<b>Maximum</b>	68.86	0.05	1.46	3.52	0.69	2.70	20.77	0.07	33.91	10.70
<b>March</b>	<b>Average</b>	51.44	0.02	1.01	2.38	0.31	2.61	14.64	0.03	25.70	7.47
	<b>Minimum</b>	41.46	0.02	0.79	1.99	0.30	2.61	11.16	0.02	23.43	5.89
	<b>Maximum</b>	71.15	0.03	1.26	2.69	0.35	2.61	19.16	0.09	29.67	10.70
<b>April</b>	<b>Average</b>	58.08	0.02	0.93	2.43	0.31	1.80	14.10	0.03	25.77	5.58
	<b>Minimum</b>	42.18	0.02	0.62	2.25	0.30	1.80	9.52	0.02	22.47	4.58
	<b>Maximum</b>	76.21	0.03	1.33	2.73	0.32	1.80	20.30	0.04	28.91	6.44
<b>May</b>	<b>Average</b>	51.89	0.02	0.91	1.88	0.30	1.94	12.67	0.02	22.74	6.12
	<b>Minimum</b>	37.61	0.02	0.64	1.60	0.30	1.94	10.82	0.02	20.09	4.00
	<b>Maximum</b>	71.99	0.02	1.11	2.19	0.31	1.94	15.60	0.02	25.69	7.60
<b>June</b>	<b>Average</b>	45.41	0.02	0.99	1.76	0.33	1.59	14.29	0.02	21.45	5.46
	<b>Minimum</b>	36.82	0.02	0.77	1.43	0.30	1.59	10.19	0.02	17.58	4.58
	<b>Maximum</b>	71.25	0.02	1.45	2.15	0.47	1.59	24.70	0.04	27.67	8.16
<b>July</b>	<b>Average</b>	40.77	0.02	1.17	1.50	0.32	2.97	15.21	0.02	20.22	4.95
	<b>Minimum</b>	32.08	0.02	0.62	1.16	0.30	2.97	9.94	0.02	17.35	4.00
	<b>Maximum</b>	66.85	0.02	3.18	2.05	0.39	2.97	23.46	0.02	23.74	6.72
<b>August</b>	<b>Average</b>	35.49	0.02	0.79	1.81	0.35	2.07	15.08	0.02	23.21	9.02
	<b>Minimum</b>	29.00	0.02	0.65	1.41	0.30	2.07	12.62	0.02	20.51	5.52
	<b>Maximum</b>	55.56	0.02	0.95	2.77	0.52	2.07	16.50	0.02	27.23	26.30
<b>September</b>	<b>Average</b>	34.70	0.02	1.01	1.58	0.34	1.00	13.88	0.02	22.73	6.48
	<b>Minimum</b>	22.91	0.02	0.64	1.06	0.30	1.00	10.38	0.02	16.52	4.00
	<b>Maximum</b>	53.85	0.02	2.25	1.95	0.41	1.00	17.34	0.02	27.05	20.60
<b>October</b>	<b>Average</b>	38.53	0.02	1.17	1.93	0.35	1.49	12.00	0.02	21.07	5.36
	<b>Minimum</b>	27.48	0.02	0.60	1.78	0.31	1.49	9.35	0.02	17.51	4.00
	<b>Maximum</b>	62.16	0.02	3.03	2.16	0.40	1.49	17.50	0.02	23.20	16.00
<b>November</b>	<b>Average</b>	36.61	0.02	1.07	2.68	0.38	1.97	11.97	0.03	25.42	6.39
	<b>Minimum</b>	30.41	0.02	0.94	2.02	0.32	1.97	9.42	0.02	20.83	4.00
	<b>Maximum</b>	66.09	0.02	1.19	3.77	0.48	1.97	13.85	0.05	28.74	15.10
<b>December</b>	<b>Average</b>	52.78	0.02	0.84	2.43	0.51	5.32	9.25	0.03	23.55	5.84
	<b>Minimum</b>	34.77	0.02	0.67	1.42	0.30	5.32	5.46	0.02	16.45	4.00
	<b>Maximum</b>	73.27	0.03	0.95	3.19	0.78	5.32	17.20	0.07	28.67	13.00

## Field's Point Effluent Loading Summary 2019

### Field's Point monthly mean effluent loading summary (lbs/month)

Monthly total loads calculated as: Monthly Total Effluent Flow (MG) \* Average Daily Concentration (ppb) \* Conversion Factor (0.00834).

Month	Total Monthly Eff Flow (MG)	Cd	Total Cr	Cu	Pb	Hg	Ni	Ag	Zn	Total Cyanide	Total Metals*
January	1907.19	0.72	17.79	48.00	7.72	0.0326	240.96	0.51	393.48	119.61	709.20
February	1422.88	0.36	14.69	33.49	5.19	0.0320	191.40	0.55	316.73	96.85	562.43
March	1594.54	0.28	13.45	31.67	4.10	0.0347	194.62	0.45	341.79	99.32	586.40
April	1742.32	0.31	13.54	35.34	4.43	0.0262	204.93	0.38	374.46	81.03	633.43
May	1608.61	0.28	12.20	25.24	4.04	0.0260	169.98	0.27	305.11	82.12	517.14
June	1362.38	0.23	11.28	19.96	3.78	0.0181	162.34	0.26	243.75	61.98	441.61
July	1264.01	0.21	12.33	15.84	3.37	0.0313	160.36	0.21	213.16	52.17	405.50
August	1100.21	0.18	7.20	16.61	3.21	0.0190	138.39	0.18	213.00	82.75	378.81
September	1041.02	0.17	8.77	13.73	2.98	0.0087	120.52	0.18	197.33	56.23	343.69
October	1194.49	0.20	11.64	19.26	3.52	0.0148	119.50	0.21	209.88	53.42	364.22
November	1098.19	0.19	9.78	24.56	3.48	0.0180	109.66	0.27	232.85	58.56	380.82
December	1636.04	0.31	11.49	33.12	6.97	0.0726	126.16	0.44	321.34	79.65	499.92
<b>Total (lbs/year)</b>		<b>3.43</b>	<b>144.16</b>	<b>316.83</b>	<b>52.80</b>	<b>0.3341</b>	<b>1938.82</b>	<b>3.91</b>	<b>3362.88</b>	<b>923.70</b>	

\*Total Metals = Sum of Monthly Metals Loads (Cd, Cr, Cu, Pb, Hg, Ni, Ag, Zn)

### Field's Point monthly mean effluent loading summary (lbs/day)

Average of daily loads – Each Daily load is calculated as: Daily Effluent Flow (MG) \* Daily Concentration (ppb) \* Conversion Factor (0.00834); the average of those loads is reported here.

Month	Mean Eff Flow (MGD)	Cd	Total Cr	Cu	Pb	Hg	Ni	Ag	Zn	Total Cyanide	Total Metals*
January	61.52	0.02	0.57	1.58	0.26	0.0013	7.52	0.02	12.97	3.98	22.94
February	50.82	0.01	0.53	1.22	0.20	0.0010	7.05	0.02	11.45	3.57	20.48
March	51.44	0.01	0.40	0.94	0.12	0.0010	5.74	0.01	10.13	2.96	17.35
April	58.08	0.01	0.44	1.20	0.15	0.0008	6.85	0.01	12.64	2.75	21.31
May	51.89	0.01	0.40	0.85	0.13	0.0008	5.62	0.01	10.21	2.70	17.23
June	45.41	0.01	0.41	0.71	0.14	0.0005	5.53	0.01	8.62	2.16	15.41
July	40.77	0.01	0.38	0.52	0.11	0.0008	4.99	0.01	6.94	1.73	12.96
August	35.49	0.01	0.25	0.59	0.12	0.0006	4.70	0.01	7.26	2.81	12.93
September	34.70	0.01	0.33	0.48	0.11	0.0002	4.11	0.01	6.79	1.87	11.83
October	38.53	0.01	0.40	0.63	0.12	0.0004	3.84	0.01	6.81	1.71	11.81
November	36.61	0.01	0.34	0.85	0.12	0.0008	3.78	0.01	8.13	2.00	13.24
December	52.78	0.01	0.37	1.12	0.24	0.0016	3.88	0.01	10.52	2.68	16.16

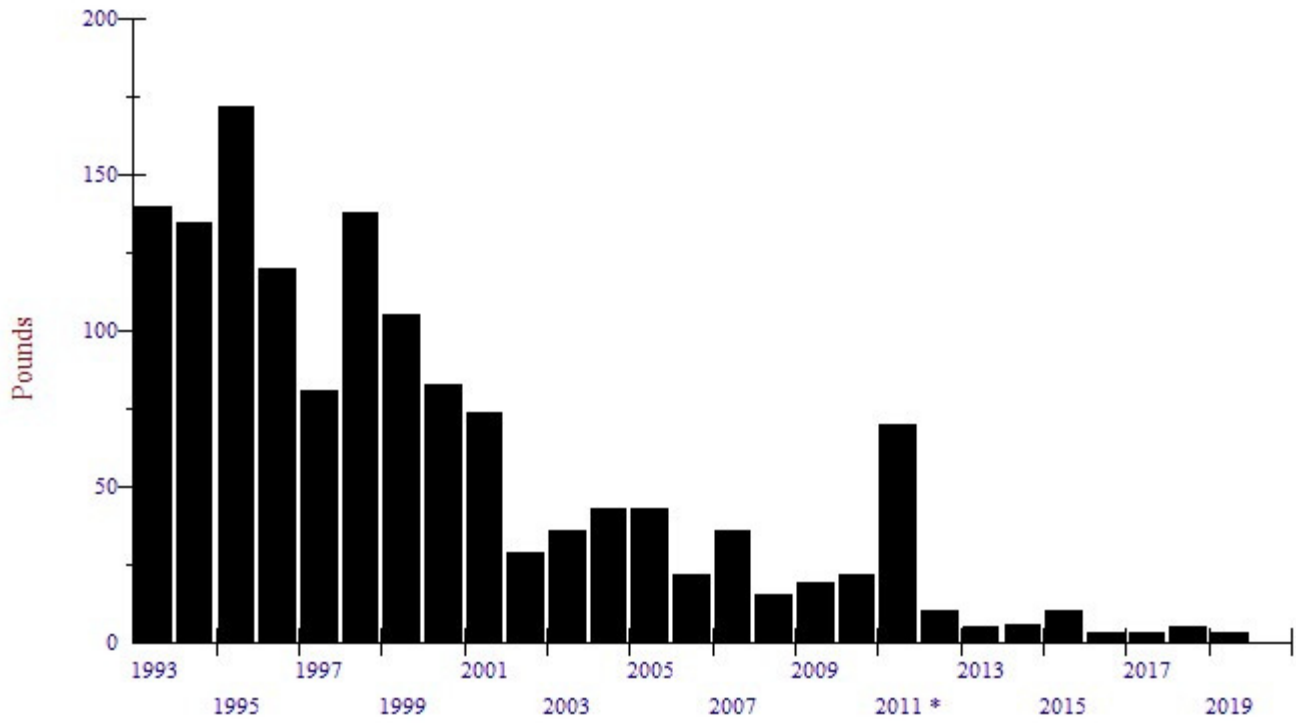
\*Total Metals = Sum of Monthly Average Metals Concentrations (Cd, Cr, Cu, Pb, Hg, Ni, Ag, Zn)

Field's Point Effluent Loading Data  
Effluent loading (lbs/year)

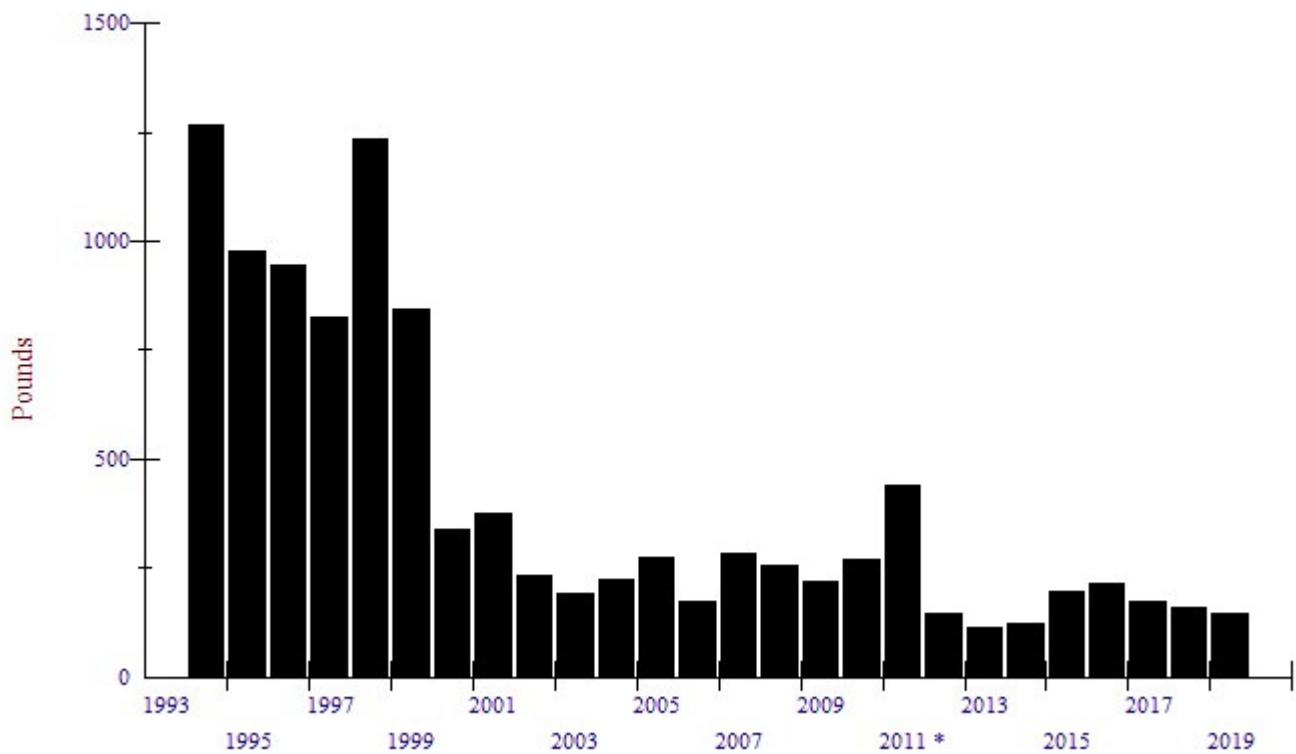
Year	Cadmium	Chromium	Copper	Lead	Mercury	Nickel	Silver	Zinc
1993	140		10831	1699	28.1	25289	634	11347
1994	135	1266	9132	1372	47.8	18134	636	13324
1995	172	975	4598	889	43.1	15045	529	9348
1996	120	945	5218	616	15.7	14416	500	9552
1997	81	827	4393	727	13.1	13819	341	8585
1998	138	1236	3960	883	19.0	9797	396	9011
1999	105	844	3371	562	18.3	8338	337	7689
2000	83	340	2670	704	13.1	8369	253	9345
2001	74	377	3458	515	13.7	6595	212	6981
2002	29	232	2050	283	3.7	3774	179	5031
2003	36	190	1968	268	2.9	4838	184	6076
2004	43	222	1564	338	4.5	5694	132	4171
2005	43	274	1289	329	3.8	3062	103	4117
2006	22	174	1443	194	2.1	3199	71	4290
2007	36	282	1,632	382	1.0	2,505	62	3934
2008	15	257	1667	185	1.0	2282	64	3870
2009	19	220	1642	177	0.9	2640	34	3782
2010	22	271	1505	184	2.5	2518	23	3818
2011 *	70	438	1224	410	0.6	2863	76	4022
2012	10	144	465	73	0.4	1900	12	2445
2013	5	114	279	279	0.4	1452	7	2523
2014	6	123	313	59	0.4	1682	6	2637
2015	10	194	330	52	0.4	1503	5	2786
2016	3	214	290	45	0.4	1855	4	3242
2017	3	172	329	51	0.4	1781	4	3447
2018	5	157	434	62	0.3	2370	5	4303
2019	3	144	317	53	0.3	1939	4	3363

\* In 2011, several samples for Ca, Cr, Pb, and Ag had to be analyzed on equipment with higher detection limits, resulting in an increase in loadings that was not actually reflective of what was being discharged at Field's Point

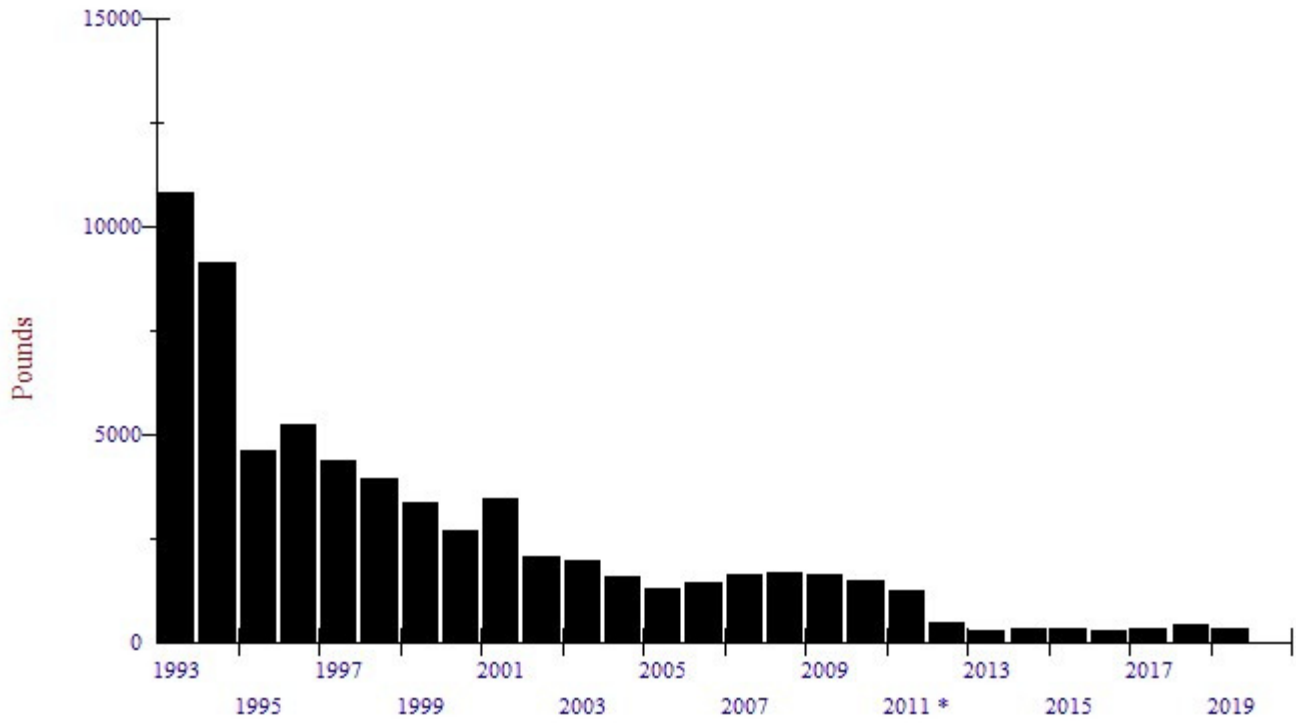
**Field's Point Effluent Cadmium Loading**



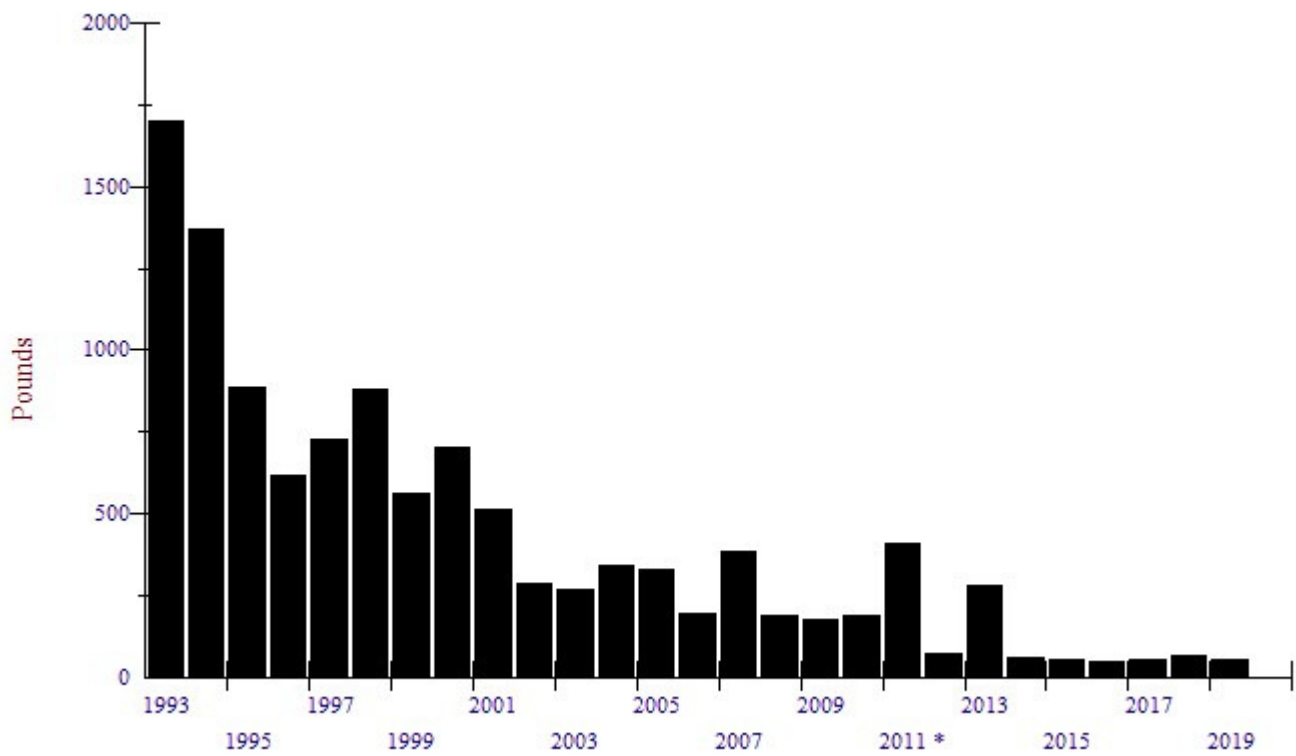
**Field's Point Effluent Chromium Loading**



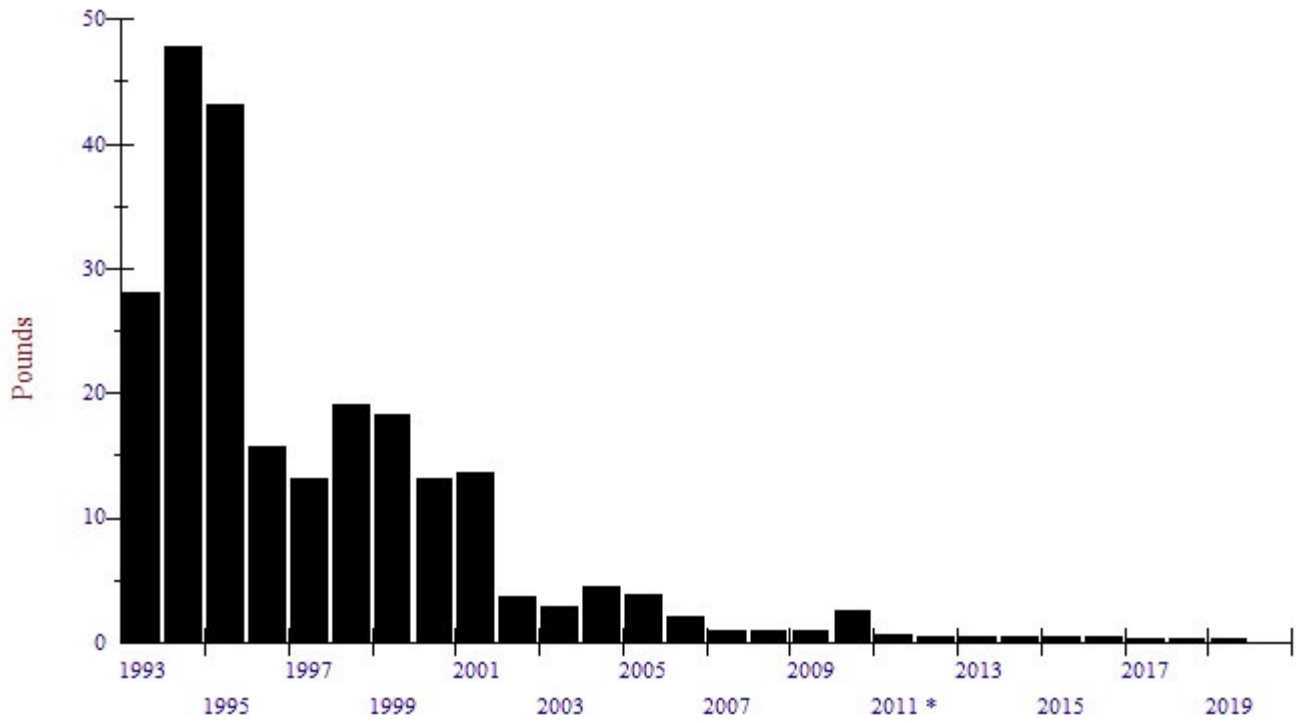
### Field's Point Effluent Copper Loading



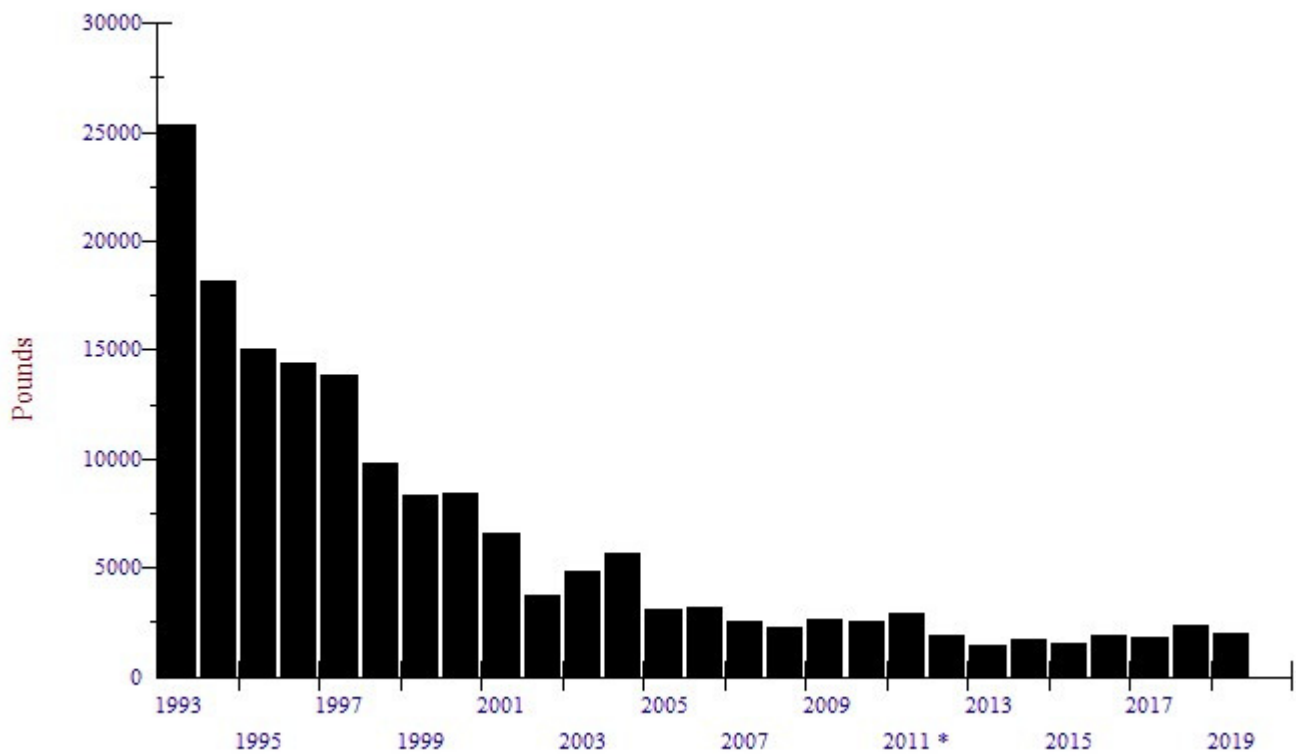
### Field's Point Effluent Lead Loading



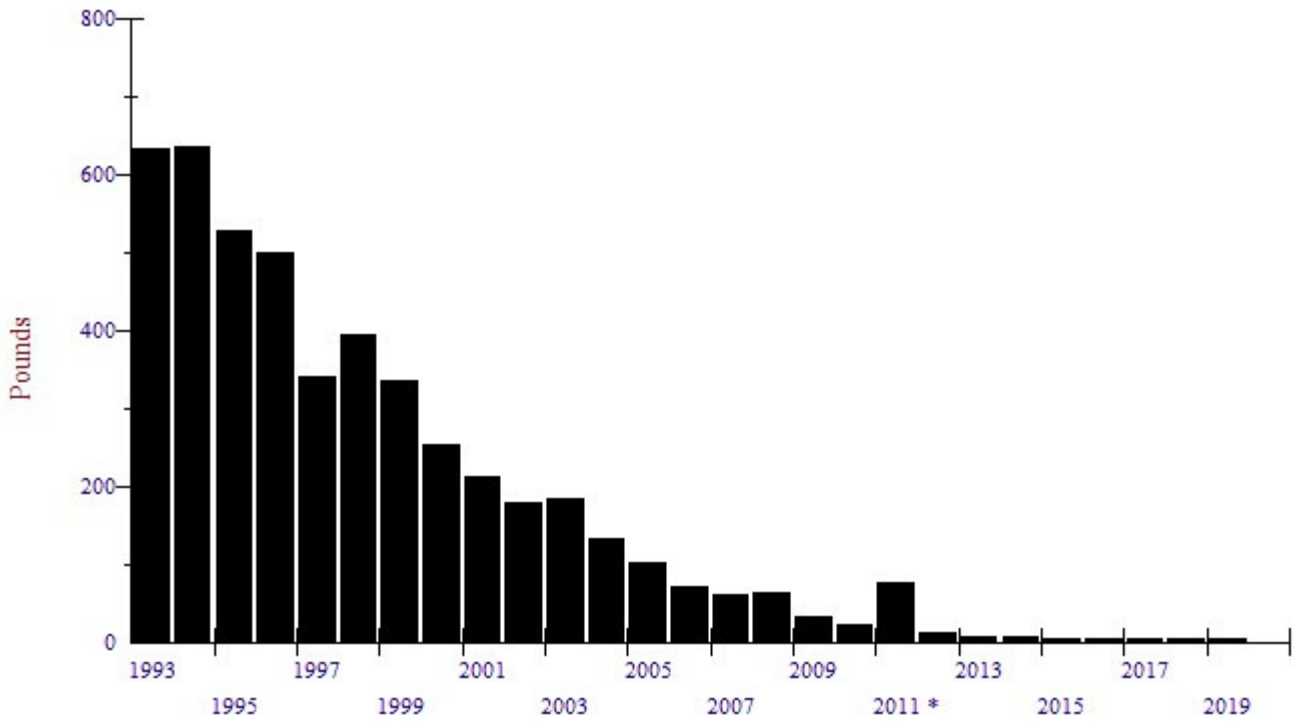
### Field's Point Effluent Mercury Loading



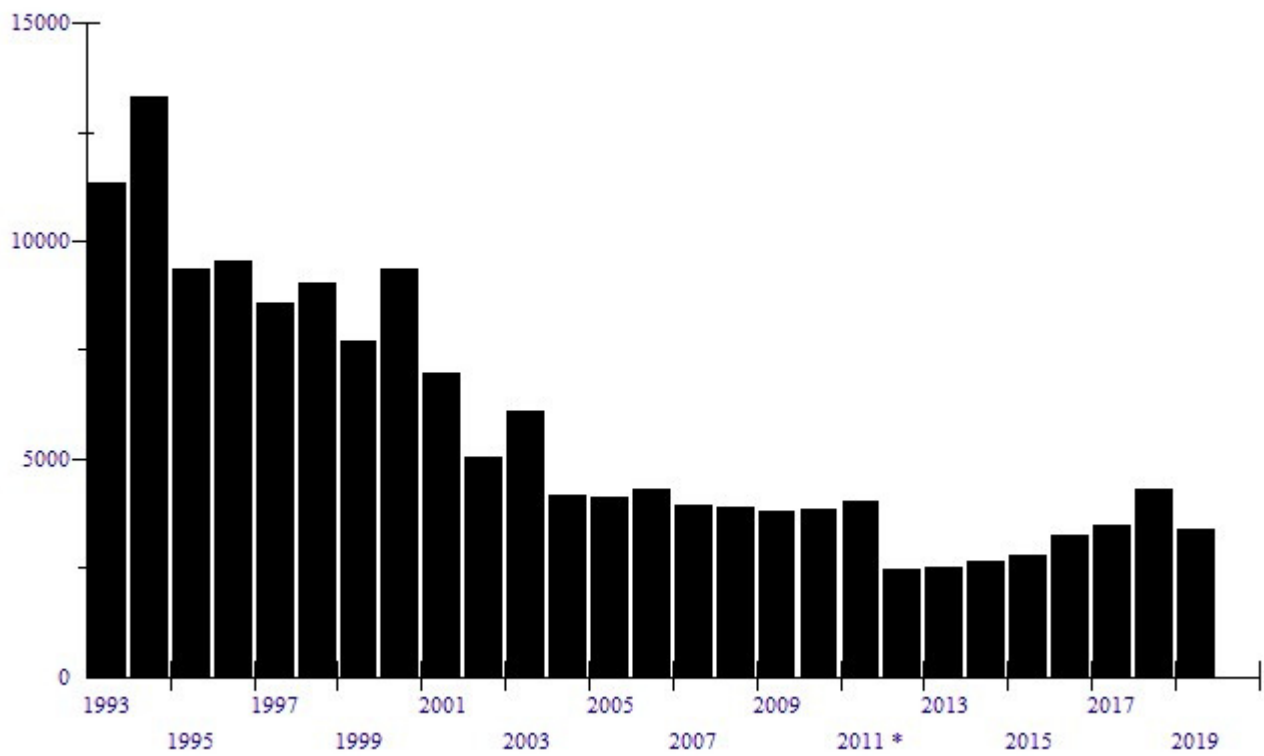
### Field's Point Effluent Nickel Loading



**Field's Point Effluent Silver Loading**



**Field's Point Effluent Zinc Loading**





***EFFLUENT DISSOLVED  
METALS DATA***

***FIELD'S POINT***

**Field's Point Dissolved Metals 2019**  
**all analyses in ppb**

**MDL = method detection limit**

Date	Cd	Cd MDL	Cr	Cr MDL	Cu	Cu MDL	Pb	Pb MDL	Ni	Ni MDL	Ag	Ag MDL	Zn	Zn MDL	Al	Al MDL	Fe	Fe MDL
01/08/2019	0.02296	0.02	1.060	0.30	3.003	0.30	<0.300	0.30	13.03	0.30	<0.020	0.02	22.31	5.00	5.310	5.00	46.82	5.00
02/05/2019	0.02352	0.02	1.440	0.30	2.046	0.30	<0.300	0.30	13.52	0.30	0.03782	0.02	26.32	5.00	6.745	5.00	60.79	5.00
03/05/2019	<0.020	0.02	1.442	0.30	1.999	0.30	<0.300	0.30	16.89	0.30	<0.020	0.02	28.16	5.00	<5	5.00	50.05	5.00
04/02/2019	<0.020	0.02	1.344	0.30	2.666	0.30	<0.300	0.30	16.31	0.30	<0.020	0.02	28.49	5.00	5.697	5.00	52.50	5.00
05/07/2019	0.02352	0.02	1.162	0.30	2.045	0.30	<0.300	0.30	14.26	0.30	<0.020	0.02	26.60	5.00	6.440	5.00	41.11	5.00
06/04/2019	<0.020	0.02	1.207	0.30	1.778	0.30	<0.300	0.30	13.85	0.30	<0.020	0.02	23.35	5.00	<5	5.00	45.09	5.00
07/09/2019	<0.020	0.02	1.205	0.30	1.228	0.30	<0.300	0.30	12.95	0.30	<0.020	0.02	17.89	5.00	<5	5.00	40.29	5.00
08/06/2019	<0.020	0.02	1.044	0.30	1.717	0.30	<0.300	0.30	16.07	0.30	<0.020	0.02	23.41	5.00	<5	5.00	40.27	5.00
09/10/2019	<0.020	0.02	0.8196	0.30	1.251	0.30	<0.300	0.30	17.58	0.30	<0.020	0.02	23.34	5.00	<5	5.00	40.18	5.00
10/08/2019	<0.020	0.02	1.456	0.30	1.804	0.30	<0.300	0.30	17.19	0.30	<0.020	0.02	20.49	5.00	<5	5.00	53.33	5.00
11/05/2019	<0.020	0.02	0.9532	0.30	1.538	0.30	<0.300	0.30	8.066	0.30	<0.020	0.02	21.02	5.00	<5	5.00	51.71	5.00
12/03/2019	0.02080	0.02	1.061	0.30	1.986	0.30	<0.300	0.30	15.76	0.30	<0.020	0.02	27.25	5.00	<5	5.00	54.38	5.00

	Cd	Cr	Cu	Pb	Ni	Ag	Zn	Al	Fe
<b>yearly average concentration</b>	<0.02	1.18	1.92	<0.30	14.62	<0.02	24.05	<5.35	48.04
<b>yearly median concentration</b>	<0.02	1.18	1.90	<0.30	15.01	<0.02	23.38	<5.00	48.44
<b>yearly minimum concentration</b>	<0.020	0.8196	1.228	<0.300	8.066	<0.020	17.89	<5	40.18
<b>yearly maximum concentration</b>	0.02352	1.456	3.003	<0.300	17.58	0.03782	28.49	6.745	60.79

***BIOASSAY DATA***

***FIELD'S POINT***

## Field's Point WWTF Bioassay Results - 2019

<b>Field's Point WWTF Bioassay Results - 2019</b>						
<i>Americamysis bahia</i>						
<b>Acute</b>	<b>1st Quarter, 2019</b>			<b>2nd Quarter, 2019</b>		
<b>Test</b>	<b>Result (%)</b>	<b>Permit Limit (%)</b>	<b>Pass Y/N</b>	<b>Result (%)</b>	<b>Permit Limit (%)</b>	<b>Pass Y/N</b>
LC 50	>100	>100	Y	>100	>100	Y
A-NOEC	100	N/A**	N/A	100	N/A**	N/A
	<b>3rd Quarter, 2019</b>			<b>4th Quarter, 2019</b>		
<b>Test</b>	<b>Result (%)</b>	<b>Permit Limit (%)</b>	<b>Pass Y/N</b>	<b>Result (%)</b>	<b>Permit Limit (%)</b>	<b>Pass Y/N</b>
LC 50	>100	>100	Y	>100	>100	Y
A-NOEC	100	N/A**	N/A	100	N/A**	N/A

\* NOTE - % indicates Percent Effluent

\*\* No permit limit exists for A-NOEC

LC 50 toxicity test duration.

A-NOEC No observable effect concentration: Highest concentration of the effluent in which 90% or more of the test animals survive

Acute Test Continuous exposure to effluent for 48 hours

NC Not Calculated

<b>Field's Point WWTF Bioassay Results - 2019</b>						
<i>Arbacia punctulata</i>						
<b>Chronic</b>	<b>1st Quarter, 2019</b>			<b>2nd Quarter, 2019</b>		
<b>Test</b>	<b>Result (%)</b>	<b>Permit Limit (%)</b>	<b>Pass Y/N</b>	<b>Result (%)</b>	<b>Permit Limit (%)</b>	<b>Pass Y/N</b>
C-NOEC	50	Required monitoring: No Limit	N/A	100	Required monitoring: No Limit	N/A
	<b>3rd Quarter, 2019</b>			<b>4th Quarter, 2019</b>		
<b>Test</b>	<b>Result (%)</b>	<b>Permit Limit (%)</b>	<b>Pass Y/N</b>	<b>Result (%)</b>	<b>Permit Limit (%)</b>	<b>Pass Y/N</b>
C-NOEC	50	Required monitoring: No Limit	N/A	100	Required monitoring: No Limit	N/A

\* NOTE - % indicates Percent Effluent

C-NOEC Highest concentration of effluent with no observed effect on fertilization rates

Chronic test Tests for sublethal effects of effluent on specifically on fertilization rates of *A. punctulata* eggs. Exposure rate is 60 minutes

***OIL AND GREASE DATA***

***FIELD'S POINT***

## Oil & Grease Data 2019

### Field's Point Oil & Grease 2019

Date	Influent Flow	Effluent Flow	Influent Average	Effluent Average
	MGD	MGD	ppm	ppm
1/8/2019	75.59	75.59	11.25	<4.00
2/5/2019	46.30	46.30	14.72	<4.00
3/5/2019	45.04	45.04	16.52	<4.00
4/2/2019	51.88	51.88	12.83	<4.00
5/7/2019	49.57	49.57	15.76	<4.00
6/4/2019	38.71	38.71	23.52	<4.00
7/9/2019	32.73	32.73	19.73	<4.00
8/6/2019	33.50	33.50	24.72	<4.00
9/10/2019	29.12	29.12	23.04	<4.00
10/8/2019	31.60	31.60	26.91	<4.00
11/5/2019	50.95	50.95	17.29	<4.00
12/3/2019	35.35	35.35	21.69	<4.00

***CBOD, TSS, ENTEROCOCCI,  
AND FECAL COLIFORM DATA***

***FIELD'S POINT***

## Field's Point 2019 Wastewater Treatment Plant TSS, CBOD, Enterococci, and Fecal Coliform Data

Date	Enterococci Bacteria (MPN/100mL)	Fecal Coliform Bacteria (MPN/100mL)	Influent Flow (MGD)	Raw Influent TSS (mg/L)	Raw Influent CBOD (mg/L)	Final Effluent TSS (mg/L)	Final Effluent CBOD (mg/L)
1/1/2019	10.1	1.8	72.61	83	84.26	3.4500	4.46
1/2/2019	11.4	2.0	73.26	113	122.49	3.7000	3.77
1/3/2019	7.1	2.0	58.24	85.500	102.42	2.3500	5.20
1/4/2019	5.0	2.0	52.59	115	118.69	2.8500	4.95
1/5/2019	5.0	2.0	75.14	97	78.95	<2	4.46
1/6/2019	8.7	4.5	76.33	59.500	78.04	3.6000	4.20
1/7/2019	8.8	2.0	72.43	78	108.32	4.7500	4.57
1/8/2019	36.6	2.0	75.59	77.500	119.19	3.3000	5.33
1/9/2019	7.2	3.0	62.38	94.500	108.14	2.5000	5.29
1/10/2019	5.0	2.0	53.04	93	92.49	2.4500	4.19
1/11/2019	5.0	2.0	47.12	86	127.84	2.7500	4.39
1/12/2019	10.1	2.0	46.26	103.50	134.84	3.3500	4.71
1/13/2019	13.7	2.0	52.72	110	109.63	<2	3.66
1/14/2019	11.4	2.0	45.21	118.50	146.58	2.5500	5.45
1/15/2019	19.7	2.0	43.40	124	149.13	2.8000	4.16
1/16/2019	18.5	2.0	42.46	106.50	133.12	2.2000	4.34
1/17/2019	16.1	2.0	51.76	130	125.95	2.3500	3.44
1/18/2019	14.3	2.0	40.91	119	132.71	2.5000	4.06
1/19/2019	14.3	2.0	48.39	128	136.26	2.4000	3.92
1/20/2019	76.9	2.0	73.57	98	72.58	10.400	7.44
1/21/2019	254.1	2.0	68.44	67	115.99	15.100	11.93
1/22/2019	243.5	6.8	69.36	77	118.45	13	10.36
1/23/2019	134.5	3.0	65.97	109	132.98	6.1500	8.90
1/24/2019	13.7	2.0	80.91	106.50	52.33	6.9000	6.07
1/25/2019	17.3	2.0	74.51	60.500	80.37	4.5000	4.01
1/26/2019	23.1	2.0	75.56	50	81.26	4.7500	3.92
1/27/2019	28.6	2.0	73.54	55	72.07	3.2500	3.39
1/28/2019	41.1	2.0	73.18	61	98.16	2.6500	3.87
1/29/2019	30.7	2.0	60.02	116	124.89	2.7500	4.12
1/30/2019	59.1	2.0	58.54	139	135.86	3.6000	4.23
1/31/2019	62.1	2.0	49.42	82	127.01	4	4.60
2/1/2019	16.1	2.0	46.16	106	123.44	4.8000	4.67
2/2/2019	14.3	2.0	44.27	98.500	130.27	3.9000	4.03
2/3/2019	33.2	2.0	54.16	139	114.92	4.5000	4.71
2/4/2019	25.4	2.0	42.92	115.50	157.67	3.5500	4.94
2/5/2019	10.1	2.0	46.30	109.50	143.76	3.4500	5.39
2/6/2019	11.6	2.0	55.22	185	180.19	3.2500	4.40
2/7/2019	39.7	2.0	52.85	126.50	141.14	2.8500	3.86
2/8/2019	17.7	2.0	44.58	119	175.73	3.0500	3.85
2/9/2019	8.8	2.0	42.49	112	123.76	3.9000	2.98
2/10/2019	10.1	2.0	46.56	108	102.21	2.4500	2.55
2/11/2019	17.8	2.0	42.92	121	163.34	2.9000	3.29
2/12/2019	19.0	4.5	56.63	144	157.99	3	3.15
2/13/2019	26.4	5.5	68.86	96	106.26	11.300	6.45
2/14/2019	17.7	2.0	54.05	97	124.70	4.1000	3.32
2/15/2019	5.0	2.0	51.71	110	129.36	3.0500	3.92
2/16/2019	10.0	2.0	51.06	82	111.86	2.9500	3
2/17/2019	15.2	2.0	47.78	93	134.11	2.9000	3.39
2/18/2019	7.1	2.0	45.54	123	151.77	3.2500	3.27
2/19/2019	10.0	2.0	44.81	98	148.52	3.5500	3.51
2/20/2019	10.9	2.0	47.29	104	151.13	2.3500	3.13
2/21/2019	17.8	2.0	56.83	117	143.60	4.9500	4.90
2/22/2019	7.1	2.0	51.75	87	136.10	3.4000	3.62



## Field's Point 2019 Wastewater Treatment Plant TSS, CBOD, Enterococci, and Fecal Coliform Data

Date	Enterococci Bacteria (MPN/100mL)	Fecal Coliform Bacteria (MPN/100mL)	Influent Flow (MGD)	Raw Influent TSS (mg/L)	Raw Influent CBOD (mg/L)	Final Effluent TSS (mg/L)	Final Effluent CBOD (mg/L)
2/23/2019	8.8	2.0	49.54	91	146.21	2.8500	3.27
2/24/2019	15.0	2.0	67.64	109	97.97	3.5500	2.92
2/25/2019	16.1	2.0	68.73	78	107.26	3.9000	2.73
2/26/2019	5.0	2.0	45.78	101	134	4.3000	3.17
2/27/2019	10.8	2.0	48.46	122	139.76	3.0500	2.83
2/28/2019	12.5	2.0	47.99	119.50	142.40	2.5000	2.61
3/1/2019	14.3	2.0	45.58	123.50	165.12	3.6500	3.42
3/2/2019	27.5	4.5	49.48	117	148.44	4.7500	2.77
3/3/2019	10.1	2.0	50.75	106	98.15	3.8000	2.34
3/4/2019	10.0	2.0	49.60	101.50	140.72	3.9000	3.01
3/5/2019	7.1	2.0	45.04	120	160.88	3.5500	2.42
3/6/2019	8.0	2.0	42.83	117.50	163.43	4	3
3/7/2019	13.4	2.0	49.42	124	149.88	3.2000	2.89
3/8/2019	5.0	2.0	41.46	126	162.85	3.2000	2.68
3/9/2019	8.8	2.0	47.53	133	136.83	2.8000	2.70
3/10/2019	10.1	2.0	62.27	125	149.39	5	3.30
3/11/2019	5.0	2.0	66.63	83	114.61	4.1500	3.45
3/12/2019	7.1	2.0	50.16	115	152.77	2.8000	2.40
3/13/2019	5.0	2.0	47.11	110	143.83	2.7000	2.49
3/14/2019	8.8	2.0	51.92	111.50	143.89	2.0500	2.10
3/15/2019	7.1	2.0	56.62	129	144.43	2.9000	2.76
3/16/2019	8.8	2.0	50.18	79	112.82	2.4500	2.47
3/17/2019	5.0	2.0	56.43	88.500	123.76	2.4500	2.49
3/18/2019	5.0	4.5	49.63	99	137.69	3	3.34
3/19/2019	5.0	2.0	50.92	106	144.05	2.5000	3.04
3/20/2019	5.0	2.0	47.37	116	144.82	2.4500	2.64
3/21/2019	8.8	2.0	57.16	131.50	151.46	2.3500	3.05
3/22/2019	12.2	2.0	69.04	88	119.35	2.8500	3.18
3/23/2019	7.1	2.0	71.15	64	88.04	3	2.79
3/24/2019	5.0	2.0	58.30	82	125.86	2.8000	3.15
3/25/2019	7.1	2.0	47.52	105	127.14	2.8000	3.60
3/26/2019	5.0	2.0	49.74	108.50	148.11	2.4500	3.08
3/27/2019	5.0	2.0	45.78	128	146.09	2.4500	3.21
3/28/2019	8.8	2.0	46.31	122.50	148.90	2.7500	3.09
3/29/2019	5.0	2.0	44.44	126.50	139.36	2.5000	3.92
3/30/2019	7.1	2.0	44.25	109	115.61	<2	5.18
3/31/2019	5.0	2.0	49.92	130	142.03	<2	4.05
4/1/2019	8.8	2.0	43.23	109	162.93	2.2500	4.10
4/2/2019	5.0	2.0	51.88	137.50	165.71	2.8000	4.91
4/3/2019	7.9	2.0	58.60	122.50	133.94	<2	6.07
4/4/2019	8.8	2.0	42.35	119.50	162.19	2.5500	4.36
4/5/2019	5.0	2.0	49.23	141	167.60	2.2500	4.24
4/6/2019	5.0	2.0	42.18	317	177.42	2.0500	6.79
4/7/2019	5.0	2.0	44.97	134	150.02	<2	6.32
4/8/2019	5.0	2.0	69.38	105	122.60	3	4.51
4/9/2019	5.0	2.0	65.73	83	124.91	2.9500	4.46
4/10/2019	8.7	2.0	45.15	109	132.03	2.1000	4.44
4/11/2019	5.0	2.0	42.30	109.50	151.20	2.2000	3.81
4/12/2019	5.0	2.0	49.40	132	146.86	<2	3.96
4/13/2019	5.0	2.0	66.45	96	129.10	2.3000	6.68
4/14/2019	5.0	2.0	53.85	120	146.78	2.2500	6.07
4/15/2019	5.0	2.0	69.24	115	116.29	2.5500	4.89
4/16/2019	10.1	2.0	53.76	84	148	2.7500	3.89
4/17/2019	12.7	2.0	46.02	120	144.50	<2	3.06
4/18/2019	14.3	2.0	46.56	117	153.26	2.2000	2.93
4/19/2019	8.8	2.0	49.55	117.50	170.89	<2	3.30

## Field's Point 2019 Wastewater Treatment Plant TSS, CBOD, Enterococci, and Fecal Coliform Data

Date	Enterococci Bacteria (MPN/100mL)	Fecal Coliform Bacteria (MPN/100mL)	Influent Flow (MGD)	Raw Influent TSS (mg/L)	Raw Influent CBOD (mg/L)	Final Effluent TSS (mg/L)	Final Effluent CBOD (mg/L)
4/20/2019	7.1	2.0	65.02	119	138.99	2.7000	3.27
4/21/2019	5.0	2.0	51.67	90.500	118.89	<2	3.42
4/22/2019	5.0	2.0	67.90	104	87.45	2.3500	3.30
4/23/2019	5.0	2.0	70.77	80	91.68	<2	3.72
4/24/2019	5.0	2.0	71.07	61.500	122.68	<2	5.35
4/25/2019	5.0	4.0	66.97	79	107.88	<2	4.17
4/26/2019	5.0	2.0	77.11	115	116.88	2.3000	3.78
4/27/2019	8.8	13.0	74.96	69	91.25	2.3000	3.29
4/28/2019	5.0	4.0	73.47	65	97.09	<2	3.45
4/29/2019	7.1	2.0	71.74	76	105.83	2.5500	4.34
4/30/2019	7.1	4.5	70.84	75	111.15	2.2000	3.67
5/1/2019	7.2	2.0	71.74	80	89.28	2.2000	3.90
5/2/2019	7.1	2.0	71.99	72.500	94.68	2.3000	3.52
5/3/2019	5.0	2.0	54.98	102.50	115.69	2.2000	4.10
5/4/2019	5.0	2.0	53.27	94.500	115.85	<2	6.02
5/5/2019	5.0	2.0	67.54	101	110.13	2.2500	4.09
5/6/2019	5.0	4.5	54.75	99.500	116.47	<2	4.18
5/7/2019	5.0	2.0	49.57	121.50	134.47	<2	5.21
5/8/2019	5.0	2.0	49.67	108	133.16	<2	4.64
5/9/2019	5.0	2.0	47.01	117.50	145.18	<2	4.06
5/10/2019	5.0	4.5	46.87	155	157.66	2.1000	3.82
5/11/2019	5.0	2.0	46.73	123.50	149.40	<2	4.66
5/12/2019	5.0	2.0	67.34	113	113.42	2.7500	3.27
5/13/2019	5.0	2.0	62.87	107	125.53	2.1500	3.09
5/14/2019	5.0	2.0	69.76	84	101.18	2.6500	2.67
5/15/2019	5.0	2.0	49.21	108.50	114.31	2.2500	2.55
5/16/2019	5.0	2.0	47.75	112	125.95	2	3.76
5/17/2019	5.0	2.0	45.54	107	139.19	2.0500	3.37
5/18/2019	5.0	2.0	45.26	110	153.95	2.6000	3.91
5/19/2019	7.1	2.0	50.81	115	148.91	<2	2.96
5/20/2019	5.0	2.0	57.03	145	138.86	5.0500	4.81
5/21/2019	5.0	2.0	55.82	90	116.18	2.1000	2.73
5/22/2019	5.0	2.0	42.66	92	149.49	<2	2.14
5/23/2019	5.0	2.0	48.76	139	182.56	2.4000	2.06
5/24/2019	5.0	2.0	44.53	138	167.84	2.5500	2.77
5/25/2019	5.0	2.0	41.77	121	143.52	<2	3.33
5/26/2019	5.0	2.0	39.79	123	132.96	<2	4.46
5/27/2019	5.0	2.0	43.38	111	144.18	<2	3.82
5/28/2019	5.0	2.0	46.49	168	163.90	3.5000	2.92
5/29/2019	5.0	2.0	49.17	118	138.13	2.5500	2.68
5/30/2019	7.1	11.0	48.94	110.50	120.96	2.6000	3.05
5/31/2019	5.0	4.5	37.61	92	149.58	2.2000	4.16
6/1/2019	5.0	2.0	38.75	104	140.61	2.2000	4.41
6/2/2019	7.1	2.0	45.54	126	157.38	2.5500	3.33
6/3/2019	5.0	2.0	38.30	115	167.62	2.1000	3.71
6/4/2019	5.0	4.5	38.71	148	146	2.1500	3.22
6/5/2019	5.0	2.0	38.30	162.50	175.49	2.5000	3.63
6/6/2019	5.0	2.0	40.78	136	141.87	2.5500	3.63
6/7/2019	5.0	2.0	37.69	152	185.66	4	4.11
6/8/2019	5.0	2.0	36.82	112.50	147.89	3.1500	4.67
6/9/2019	5.0	2.0	37.62	116	143.70	3.4500	4.18
6/10/2019	12.5	2.0	51.33	190	179.94	4.4500	4.52
6/11/2019	8.8	13.0	73.93	103	87.74	4.7143	3.68
6/12/2019	5.0	2.0	66.28	87	97.74	4.4286	3.50
6/13/2019	5.0	2.0	67.33	95	101.63	3.5333	3.08
6/14/2019	5.0	2.0	65.24	73	107.64	4.7500	3.28

## Field's Point 2019 Wastewater Treatment Plant TSS, CBOD, Enterococci, and Fecal Coliform Data

Date	Enterococci Bacteria (MPN/100mL)	Fecal Coliform Bacteria (MPN/100mL)	Influent Flow (MGD)	Raw Influent TSS (mg/L)	Raw Influent CBOD (mg/L)	Final Effluent TSS (mg/L)	Final Effluent CBOD (mg/L)
6/15/2019	5.0	2.0	48.32	118.50	127.82	4.4000	3.78
6/16/2019	5.0	2.0	41.25	115	136.06	4.1429	3.23
6/17/2019	5.0	2.0	41.47	136	154.99	5.4000	5.46
6/18/2019	5.0	2.0	45.91	126	136.48	3.2000	3.17
6/19/2019	5.0	2.0	40.43	132	152.07	2.6500	3.35
6/20/2019	5.0	2.0	50.91	144	146.41	2.6000	3.80
6/21/2019	5.0	4.5	43.64	128	155.72	2.6000	4.52
6/22/2019	5.0	2.0	38.65	121	157.50	2.4500	5.47
6/23/2019	5.0	2.0	42.10	105	130.82	<2	6.35
6/24/2019	5.0	2.0	37.95	162	166.48	2.4000	6.27
6/25/2019	5.0	2.0	49.94	161	164.44	4.3500	4.65
6/26/2019	5.0	3.0	37.35	118.50	156.35	2.7500	5.37
6/27/2019	5.0	2.0	38.00	119	154.25	2.4000	4.93
6/28/2019	5.0	2.0	37.16	141	170.51	3.4500	5.51
6/29/2019	5.0	2.0	42.54	142	156.07	4.0500	4.80
6/30/2019	5.0	2.0	52.82	108	115.25	4.2500	4.51
7/1/2019	5.0	2.0	47.24	116	139.45	3.6428	4.60
7/2/2019	5.0	2.0	37.06	122	158.36	3.1111	4.89
7/3/2019	5.0	2.0	35.98	136.50	166.29	3.1500	5.74
7/4/2019	5.0	2.0	34.41	129.50	148.91	3.6500	5.72
7/5/2019	5.0	2.0	35.87	157	171.76	3.4500	5.38
7/6/2019	5.0	2.0	42.13	143	142.31	5.2000	5.75
7/7/2019	5.0	2.0	36.35	117	112.68	5.2000	4.45
7/8/2019	5.0	2.0	34.74	148.50	155.74	3.8000	4.20
7/9/2019	5.0	2.0	32.73	145	164.19	3.8000	4.71
7/10/2019	5.0	2.0	32.08	142	147.79	5.4666	4.98
7/11/2019	10.0	2.0	43.98	160.50	167.49	4.2000	3.87
7/12/2019	10.0	11.0	55.67	109	124.63	5.6000	4.33
7/13/2019	5.0	2.0	51.19	106	115.20	3.9500	3.73
7/14/2019	5.0	2.0	34.58	117	136.99	3.0500	4.43
7/15/2019	5.0	2.0	34.52	132	159.09	2.8500	3.64
7/16/2019	5.0	2.0	35.85	152	159.42	3.3000	3.87
7/17/2019	6.3	2.0	37.10	172.50	167.93	4.0667	4.03
7/18/2019	5.0	2.0	35.71	127	167.84	3.2500	2.54
7/19/2019	5.0	2.0	33.83	163	170.20	3.7500	3.67
7/20/2019	5.0	2.0	36.81	128	151.09	3.4500	4.02
7/21/2019	5.0	2.0	34.17	115	145.89	3.5500	4.34
7/22/2019	16.2	2.0	53.22	161	135.16	10.400	5.75
7/23/2019	5.0	4.5	69.09	154	78.25	3.4000	2.66
7/24/2019	6.3	4.5	62.41	81	101.07	3.2500	2.43
7/25/2019	5.0	4.5	60.97	83.500	88.99	3.4666	2.51
7/26/2019	7.1	2.0	35.58	268	149.55	<2	3.18
7/27/2019	5.0	2.0	34.84	128	152.78	2.6500	3.31
7/28/2019	5.0	2.0	38.64	117	149.81	2.6500	3.81
7/29/2019	5.0	2.0	39.48	163	161.03	3.1000	3.84
7/30/2019	5.0	2.0	35.96	126	150.12	2.9000	4.02
7/31/2019	5.0	2.0	34.06	132	162.10	2.7500	3.18
8/1/2019	5.0	4.5	32.54	142.50	170.70	2.2000	4.13
8/2/2019	5.0	4.5	33.40	135	169.17	2.7500	4.45
8/3/2019	5.0	4.5	33.02	136	178.15	2.3000	4.94
8/4/2019	5.0	7.8	34.80	124	143.41	<2	4.08
8/5/2019	7.1	2.0	32.99	158.50	166.07	2.4500	2.18
8/6/2019	7.1	2.0	33.50	148	200.54	2.1000	2.03
8/7/2019	5.0	5.9	43.17	197	166.32	3.1500	4.80
8/8/2019	7.1	2.0	50.62	94.500	115.10	3.4500	4.99
8/9/2019	5.0	4.5	32.55	118	165.04	2.3000	5.04

## Field's Point 2019 Wastewater Treatment Plant TSS, CBOD, Enterococci, and Fecal Coliform Data

Date	Enterococci Bacteria (MPN/100mL)	Fecal Coliform Bacteria (MPN/100mL)	Influent Flow (MGD)	Raw Influent TSS (mg/L)	Raw Influent CBOD (mg/L)	Final Effluent TSS (mg/L)	Final Effluent CBOD (mg/L)
8/10/2019	5.0	2.0	32.49	136	193.95	2.3500	4.60
8/11/2019	5.0	11.0	33.43	131	139.61	<2	4.82
8/12/2019	5.0	7.8	31.60	141.50	175.51	3.2000	5.60
8/13/2019	5.0	2.0	32.16	148	189.56	2.6000	4.82
8/14/2019	5.0	3.0	30.24	149	184.80	2.2000	5.24
8/15/2019	5.0	2.0	34.03	171	189.22	2.1500	5.09
8/16/2019	7.1	4.5	31.60	159	185.08	2.6428	5.46
8/17/2019	5.0	4.5	34.23	167	179.48	3.1000	4.96
8/18/2019	8.7	2.0	33.92	122	140.95	2.6500	4.82
8/19/2019	5.0	2.0	43.41	310	140.71	4.4000	4.78
8/20/2019	16.1	13.0	35.23	117	145.16	2.8000	4.26
8/21/2019	7.9	3.0	43.14	154	138.46	3.9333	2.85
8/22/2019	5.0	2.0	37.90	113	146.79	2.5000	3.04
8/23/2019	5.0	4.5	33.55	128	173.63	<2	3.16
8/24/2019	5.0	2.0	31.81	128	159.94	2.9500	3.09
8/25/2019	7.1	2.0	29.00	129	153.75	2.5500	2.90
8/26/2019	5.0	2.0	31.17	149.50	158.18	<2	2.92
8/27/2019	5.0	7.8	31.19	158	188.53	2.6500	3.93
8/28/2019	33.9	5.9	55.56	168	141.65	4.3125	5.55
8/29/2019	5.0	17.0	46.01	104.50	137.88	2.6000	5.22
8/30/2019	5.0	2.0	31.15	150	185.77	3.1500	5.76
8/31/2019	7.1	2.0	30.80	126	162.90	3.0500	5.25
9/1/2019	5.0	2.0	31.86	152	153.02	2.3000	4.58
9/2/2019	7.1	2.0	46.57	161	163.58	5.9285	5.44
9/3/2019	7.1	2.0	52.80	98.500	105.61	3.2000	4.09
9/4/2019	6.3	7.6	36.68	301	163.48	3.2000	4.09
9/5/2019	5.0	2.0	22.91	173	230.47	2.8125	3.89
9/6/2019	5.0	2.0	42.46	240	176.86	2.4000	3.53
9/7/2019	5.0	2.0	31.48	138	173	3.2500	3.67
9/8/2019	5.0	2.0	32.16	160	171.85	4.1250	3.43
9/9/2019	5.0	2.0	31.84	196.50	203.42	3.9000	3.67
9/10/2019	5.0	2.0	29.12	180	185	4.3000	3.57
9/11/2019	5.0	2.8	32.16	165	213.91	3.2142	3.86
9/12/2019	7.1	2.0	44.33	173	179.55	3.8000	3.13
9/13/2019	7.1	2.0	31.05	144	207.22	2.8000	3.09
9/14/2019	5.0	2.0	36.17	180	177.76	3.7500	3.36
9/15/2019	7.1	2.0	33.00	116	140.11	3	4.39
9/16/2019	5.0	2.0	31.46	168.50	205.36	5	9.02
9/17/2019	7.1	2.0	30.03	154	190.37	2.2000	2.13
9/18/2019	6.3	2.0	31.14	158	198.57	<2	2.15
9/19/2019	5.0	2.0	30.03	178.50	200.94	<2	2.08
9/20/2019	5.0	2.0	31.61	184	181.34	<2	3.49
9/21/2019	5.0	2.0	29.12	150	185.62	2.2000	3.74
9/22/2019	7.1	2.0	30.98	147	166.17	2.4000	2.83
9/23/2019	8.8	2.0	40.75	196	196.32	6.5714	6.44
9/24/2019	7.1	2.0	53.85	97.500	119.71	3.6000	3.12
9/25/2019	5.0	2.0	29.79	185.50	187.26	2.5000	3.36
9/26/2019	7.1	2.0	44.53	164.50	162.73	4.2000	3.58
9/27/2019	5.0	2.0	30.98	159	217.30	3.1000	3.40
9/28/2019	5.0	2.0	29.49	142	151.24	3.1500	3.82
9/29/2019	5.0	2.0	32.44	141	174.23	2.7500	2.88
9/30/2019	7.1	2.0	30.23	147	203.69	2.8000	3.47
10/1/2019	5.0	2.0	28.90	143	175.19	<2	3.19
10/2/2019	5.0	2.0	34.83	164	190	2.7500	3.43
10/3/2019	7.1	2.0	32.83	144	185.44	2.6000	2.36
10/4/2019	7.1	2.0	29.22	134	182.94	2.2000	2.55

## Field's Point 2019 Wastewater Treatment Plant TSS, CBOD, Enterococci, and Fecal Coliform Data

Date	Enterococci Bacteria (MPN/100mL)	Fecal Coliform Bacteria (MPN/100mL)	Influent Flow (MGD)	Raw Influent TSS (mg/L)	Raw Influent CBOD (mg/L)	Final Effluent TSS (mg/L)	Final Effluent CBOD (mg/L)
10/5/2019	5.0	2.0	28.79	144	198.66	2.9000	2.73
10/6/2019	5.0	2.0	31.91	137	175.97	2.1500	2.83
10/7/2019	7.1	2.0	31.71	179	216.58	3.3000	3.26
10/8/2019	5.0	2.0	31.60	152	185.74	2.2000	2.67
10/9/2019	5.0	3.0	55.65	123	128.92	2.4000	2.78
10/10/2019	5.0	6.8	40.43	84	83.41	2.8000	2.08
10/11/2019	5.0	4.5	30.20	152	188.89	3.2000	2.49
10/12/2019	5.0	2.0	27.48	122	177.81	2.5000	2.40
10/13/2019	5.0	2.0	32.26	151	173.08	2.8500	2.60
10/14/2019	5.0	2.0	29.12	162	166.01	2.3000	2.35
10/15/2019	7.1	2.0	30.57	152	198.75	3	2.31
10/16/2019	5.0	2.0	58.61	221	185.47	3.8500	2.55
10/17/2019	5.0	2.0	62.16	69	115.89	3.6500	2.89
10/18/2019	10.1	2.0	56.93	78	113.72	2.9000	2.67
10/19/2019	5.0	2.0	47.45	99	145.18	2.2500	2.64
10/20/2019	5.0	2.0	33.24	137	144.73	2.9500	3.24
10/21/2019	5.0	2.0	31.63	133	190.33	4.0500	4.90
10/22/2019	7.1	2.0	36.28	181	185.87	3.4000	2.73
10/23/2019	7.3	5.9	45.93	179.50	155.28	2.5000	2.31
10/24/2019	5.0	2.0	31.82	135	176.97	2.3000	2.49
10/25/2019	7.1	2.0	31.33	173	206.87	2.8500	3.39
10/26/2019	5.0	2.0	33.50	132	172.71	2.4500	3.82
10/27/2019	5.0	2.0	58.24	120	75.67	3.6000	3.09
10/28/2019	5.0	2.0	58.97	87	123.24	2.7000	2.94
10/29/2019	7.1	2.0	38.22	135	157.49	2.8500	3.52
10/30/2019	5.0	2.0	38.50	129	173.21	2.3000	4.20
10/31/2019	5.0	2.0	42.66	129.50	141.96	2.9000	4.49
11/1/2019	5.0	2.0	33.80	125	181.01	2.1500	2.93
11/2/2019	5.0	2.0	34.77	128	167.26	2.8000	3
11/3/2019	8.8	2.0	34.39	115	173.79	2.7000	2.91
11/4/2019	7.1	2.0	32.22	183	188.57	3.3000	3.11
11/5/2019	5.0	2.0	50.95	138	131.09	2.4000	3.07
11/6/2019	5.0	2.0	33.07	111	162.86	2.3500	2.66
11/7/2019	5.0	2.0	37.90	135	158.52	2.8000	2.79
11/8/2019	7.1	2.0	31.58	105	151.76	2.4500	2.49
11/9/2019	5.0	2.0	31.51	114	183.09	2.5000	2.54
11/10/2019	5.0	2.0	32.94	131	161.18	2.4500	2.19
11/11/2019	5.0	2.0	33.46	139	174.91	2.3000	2.53
11/12/2019	7.1	2.0	32.40	153	180.16	2.9000	2.29
11/13/2019	6.3	2.0	31.63	125	174.11	2.9500	2.31
11/14/2019	5.0	2.0	32.62	125	175.51	2.5000	2.30
11/15/2019	5.0	2.0	30.91	128	184.37	3.1500	2.52
11/16/2019	5.0	2.0	30.41	147	195.92	3	2.35
11/17/2019	5.0	2.0	34.87	179	194.67	3.2500	2.42
11/18/2019	5.0	2.0	34.49	171	190.67	3.2500	2.78
11/19/2019	22.1	33.0	35.86	294	184.20	3.4000	2.45
11/20/2019	7.2	2.0	31.21	160	184.96	3.8000	2.73
11/21/2019	5.0	2.0	32.60	109	170.07	3.8000	3.42
11/22/2019	10.1	4.0	35.18	167	205.06	4.8000	3.69
11/23/2019	12.5	4.5	33.82	154	176.60	3.1875	2.67
11/24/2019	14.3	2.0	66.09	112	105.25	4	2.70
11/25/2019	29.5	2.0	60.16	90	107.57	<2	2.20
11/26/2019	20.0	2.0	53.74	85	131.44	3.4000	2.80
11/27/2019	8.7	2.0	38.86	140	175.01	4.1500	3.69
11/28/2019	7.1	2.0	34.55	112	163.50	4.0500	2.99
11/29/2019	8.8	2.0	31.29	134	174.41	3.4000	2.85

## Field's Point 2019 Wastewater Treatment Plant TSS, CBOD, Enterococci, and Fecal Coliform Data

Date	Enterococci Bacteria (MPN/100mL)	Fecal Coliform Bacteria (MPN/100mL)	Influent Flow (MGD)	Raw Influent TSS (mg/L)	Raw Influent CBOD (mg/L)	Final Effluent TSS (mg/L)	Final Effluent CBOD (mg/L)
11/30/2019	8.7	2.0	30.91	122	179.08	3.4500	3.43
12/1/2019	12.2	2.0	40.02	231	153.56	3.5000	3.03
12/2/2019	38.4	4.0	61.90	122	125.85	4	3.19
12/3/2019	7.1	2.0	35.35	112	161.34	2.9500	2.73
12/4/2019	5.0	2.0	37.32	123	174.46	5.1000	3.61
12/5/2019	5.0	2.0	38.19	130	159.09	4.1000	3.19
12/6/2019	5.0	2.0	34.77	114	170.95	3.2500	2.59
12/7/2019	7.1	2.0	35.17	121	163.18	3.4000	2.84
12/8/2019	5.0	2.0	37.08	166	170.73	3.4500	3.12
12/9/2019	10.1	2.0	69.19	106	100.14	6.1250	3.44
12/10/2019	16.1	2.0	69.92	85	110.70	4.6250	2.85
12/11/2019	16.2	2.0	61.53	86.500	119.33	6.8125	3.91
12/12/2019	34.1	2.0	67.78	92.500	112.87	6.2000	3.05
12/13/2019	10.1	2.0	62.27	156	133.95	3.4000	2.45
12/14/2019	5.0	2.0	84.59	61.500	65.13	4.4000	3.05
12/15/2019	30.1	2.0	71.53	61	98.91	4.2500	2.71
12/16/2019	16.4	2.0	68.55	78	112.68	4.5625	3.23
12/17/2019	15.5	2.0	67.58	76.500	66.48	8.5000	3.18
12/18/2019	25.6	2.0	62.23	78.500	104.36	5.6666	2.76
12/19/2019	19.7	2.0	60.29	79	104.94	5.4000	3.25
12/20/2019	17.7	2.0	60.42	98	113.44	4.8500	2.59
12/21/2019	11.4	2.0	43.90	101	141.13	3.3000	3.58
12/22/2019	10.0	2.0	44.67	112	108.14	4.7500	3.18
12/23/2019	7.1	2.0	44.25	120	154.19	4.0625	3.08
12/24/2019	8.7	2.0	41.34	140	159.05	4	2.70
12/25/2019	6.3	2.0	39.00	106	101.02	3.6000	3.03
12/26/2019	14.3	2.0	40.64	141	133.38	3.4000	2.72
12/27/2019	7.1	2.0	38.14	154	151	3.3000	2.93
12/28/2019	5.0	2.0	37.39	128	161.62	3	3.21
12/29/2019	15.6	4.5	53.76	149	152.62	4.1250	3.12
12/30/2019	43.5	4.5	72.85	78	95.67	6	3.50
12/31/2019	19.4	2.0	68.27	60	113.36	4.6500	3.28

***SLUDGE DATA***

***FIELD'S POINT***

## Field's Point Metals Loading from Final Sludge

Date	Sludge		Arsenic		Beryllium		Cadmium		Chromium		Copper		Lead		Mercury		Molybdenum		Nickel		Selenium		Silver		Zinc		Cyanide			
	Dry Tons	ppm	lbs	ppm	lbs	ppm	lbs	ppm	lbs	ppm	lbs	ppm	lbs	ppm	lbs	ppm	lbs	ppm	lbs	ppm	lbs	ppm	lbs	ppm	lbs	ppm	lbs	ppm	lbs	
01/08/2019	31.33	8.49		<2.07		<3.10		45.30		215.00		89.60		<0.13		<10.33		42.70		5.03		<5.17		386.00		<0.52				
01/22/2019	21.89	6.80		<1.83		<2.74		38.10		226.00		75.30		<0.13		<9.14		46.00		5.87		<4.57		387.00		1.50				
<b>Monthly Avg (ppm):</b>		<b>7.65</b>		<b>1.95</b>		<b>2.92</b>		<b>41.70</b>		<b>220.50</b>		<b>82.45</b>		<b>0.13</b>		<b>9.73</b>		<b>44.35</b>		<b>5.45</b>		<b>4.87</b>		<b>386.50</b>		<b>1.01</b>				
<b>Monthly Total (lbs):</b>	<b>1,418,840</b>		<b>10.85</b>		<b>2.76</b>		<b>4.14</b>		<b>59.17</b>		<b>312.85</b>		<b>116.98</b>		<b>0.18</b>		<b>13.81</b>		<b>62.93</b>		<b>7.73</b>		<b>6.90</b>		<b>548.38</b>		<b>1.43</b>			
02/05/2019	29.98	7.49		<1.88		<2.82		44.40		227.00		116.00		7.09		<9.41		43.40		3.20		7.15		489.00		5.40				
02/19/2019	21.25	6.14		<1.95		<2.92		37.10		195.00		79.20		<0.50		<9.74		44.90		3.74		<4.87		430.00		9.40				
<b>Monthly Avg (ppm):</b>		<b>6.82</b>		<b>1.91</b>		<b>2.87</b>		<b>40.75</b>		<b>211.00</b>		<b>97.60</b>		<b>3.80</b>		<b>9.57</b>		<b>44.15</b>		<b>3.47</b>		<b>6.01</b>		<b>459.50</b>		<b>7.40</b>				
<b>Monthly Total (lbs):</b>	<b>1,281,860</b>		<b>8.74</b>		<b>2.45</b>		<b>3.68</b>		<b>52.24</b>		<b>270.47</b>		<b>125.11</b>		<b>4.87</b>		<b>12.27</b>		<b>56.59</b>		<b>4.45</b>		<b>7.70</b>		<b>589.01</b>		<b>9.49</b>			
03/05/2019	27.09	6.46		<1.64		<2.46		44.00		164.00		64.30		<0.50		<8.19		46.70		6.95		<4.09		395.00		7.20				
03/19/2019	29.79	6.68		<2.03		<3.05		39.40		203.00		68.70		<0.60		<10.15		35.80		8.68		5.29		421.00		9.80				
<b>Monthly Avg (ppm):</b>		<b>6.57</b>		<b>1.83</b>		<b>2.75</b>		<b>41.70</b>		<b>183.50</b>		<b>66.50</b>		<b>0.55</b>		<b>9.17</b>		<b>41.25</b>		<b>7.82</b>		<b>4.69</b>		<b>408.00</b>		<b>8.50</b>				
<b>Monthly Total (lbs):</b>	<b>1,555,440</b>		<b>10.22</b>		<b>2.85</b>		<b>4.28</b>		<b>64.86</b>		<b>285.42</b>		<b>103.44</b>		<b>0.85</b>		<b>14.26</b>		<b>64.16</b>		<b>12.16</b>		<b>7.30</b>		<b>634.62</b>		<b>13.22</b>			
04/02/2019	30.30	5.21		<2.06		<3.10		33.20		194.00		56.10		<0.51		<10.32		31.70		5.14		<5.16		400.00		3.50				
04/16/2019	48.76	5.38		<1.63		<2.44		44.80		217.00		122.00		<0.45		<8.13		39.40		4.75		5.79		572.00		3.00				
<b>Monthly Avg (ppm):</b>		<b>5.30</b>		<b>1.84</b>		<b>2.77</b>		<b>39.00</b>		<b>205.50</b>		<b>89.05</b>		<b>0.48</b>		<b>9.22</b>		<b>35.55</b>		<b>4.95</b>		<b>5.47</b>		<b>486.00</b>		<b>3.25</b>				
<b>Monthly Total (lbs):</b>	<b>1,619,220</b>		<b>8.57</b>		<b>2.99</b>		<b>4.48</b>		<b>63.15</b>		<b>332.75</b>		<b>144.19</b>		<b>0.78</b>		<b>14.93</b>		<b>57.56</b>		<b>8.01</b>		<b>8.86</b>		<b>786.94</b>		<b>5.26</b>			
05/14/2019	33.21	4.53		<1.87		<2.81		27.30		180.00		56.60		0.37		<9.35		39.30		4.89		<4.68		402.00		4.67				
05/28/2019	22.49	4.52		<1.95		<2.92		25.70		188.00		62.40		0.25		<9.74		28.40		5.48		<4.87		426.00		2.95				
<b>Monthly Avg (ppm):</b>		<b>4.53</b>		<b>1.91</b>		<b>2.86</b>		<b>26.50</b>		<b>184.00</b>		<b>59.50</b>		<b>0.31</b>		<b>9.55</b>		<b>33.85</b>		<b>5.19</b>		<b>4.77</b>		<b>414.00</b>		<b>3.81</b>				
<b>Monthly Total (lbs):</b>	<b>1,599,840</b>		<b>7.24</b>		<b>3.06</b>		<b>4.58</b>		<b>42.40</b>		<b>294.37</b>		<b>95.19</b>		<b>0.50</b>		<b>15.28</b>		<b>54.15</b>		<b>8.30</b>		<b>7.64</b>		<b>662.33</b>		<b>6.10</b>			
06/04/2019	27.37	5.77		<1.73		<2.59		32.60		194.00		83.60		<0.49		<8.64		33.90		5.93		<4.32		499.00		<1.90				
06/18/2019	23.28	6.23		<2.00		<3.00		37.20		225.00		84.50		<0.51		<9.98		50.70		7.22		<4.99		506.00		<2.00				
<b>Monthly Avg (ppm):</b>		<b>6.00</b>		<b>1.86</b>		<b>2.79</b>		<b>34.90</b>		<b>209.50</b>		<b>84.05</b>		<b>0.50</b>		<b>9.31</b>		<b>42.30</b>		<b>6.58</b>		<b>4.66</b>		<b>502.50</b>		<b>1.95</b>				
<b>Monthly Total (lbs):</b>	<b>1,367,460</b>		<b>8.20</b>		<b>2.55</b>		<b>3.82</b>		<b>47.72</b>		<b>286.48</b>		<b>114.94</b>		<b>0.68</b>		<b>12.73</b>		<b>57.84</b>		<b>8.99</b>		<b>6.37</b>		<b>687.15</b>		<b>2.67</b>			
07/02/2019	26.04	5.04		<1.87		<2.80		36.80		185.00		107.00		<0.50		<9.35		44.30		5.27		<4.67		503.00		<1.90				
07/16/2019	23.42	4.88		<1.97		<2.96		38.30		189.00		73.00		<0.52		<9.87		55.20		5.40		<4.94		538.00		<2.10				
<b>Monthly Avg (ppm):</b>		<b>4.96</b>		<b>1.92</b>		<b>2.88</b>		<b>37.55</b>		<b>187.00</b>		<b>90.00</b>		<b>0.51</b>		<b>9.61</b>		<b>49.75</b>		<b>5.34</b>		<b>4.80</b>		<b>520.50</b>		<b>2.00</b>				
<b>Monthly Total (lbs):</b>	<b>1,282,740</b>		<b>6.36</b>		<b>2.46</b>		<b>3.70</b>		<b>48.17</b>		<b>239.87</b>		<b>115.45</b>		<b>0.65</b>		<b>12.32</b>		<b>63.82</b>		<b>6.84</b>		<b>6.16</b>		<b>667.67</b>		<b>2.57</b>			
08/06/2019	23.37	4.53		<1.86		<2.78		31.60		208.00		51.90		<0.13		<9.27		44.20		5.55		<4.64		505.00		<0.52				
08/20/2019	26.06	5.42		<1.79		<2.68		39.60		245.00		112.00		0.14		<8.94		42.30		5.98		<4.47		561.00		<0.52				
<b>Monthly Avg (ppm):</b>		<b>4.98</b>		<b>1.82</b>		<b>2.73</b>		<b>35.60</b>		<b>226.50</b>		<b>81.95</b>		<b>0.13</b>		<b>9.11</b>		<b>43.25</b>		<b>5.77</b>		<b>4.55</b>		<b>533.00</b>		<b>0.52</b>				
<b>Monthly Total (lbs):</b>	<b>1,230,020</b>		<b>6.12</b>		<b>2.24</b>		<b>3.36</b>		<b>43.79</b>		<b>278.60</b>		<b>100.80</b>		<b>0.16</b>		<b>11.20</b>		<b>53.20</b>		<b>7.09</b>		<b>5.60</b>		<b>655.60</b>		<b>0.64</b>			
09/03/2019	15.67	5.44		<1.97		<2.95		38.60		295.00		98.20		<0.58		<9.84		44.70		6.89		<4.92		670.00		2.80				
09/17/2019	23.95	4.58		<1.76		<2.64		36.90		235.00		99.80		<0.48		<8.79		36.50		6.08		<4.40		563.00		1.80				
<b>Monthly Avg (ppm):</b>		<b>5.01</b>		<b>1.86</b>		<b>2.79</b>		<b>37.75</b>		<b>265.00</b>		<b>99.00</b>		<b>0.53</b>		<b>9.31</b>		<b>40.60</b>		<b>6.49</b>		<b>4.66</b>		<b>616.50</b>		<b>2.30</b>				
<b>Monthly Total (lbs):</b>	<b>1,307,060</b>		<b>6.55</b>		<b>2.44</b>		<b>3.65</b>		<b>49.34</b>		<b>346.37</b>		<b>129.40</b>		<b>0.69</b>		<b>12.17</b>		<b>53.07</b>		<b>8.48</b>		<b>6.09</b>		<b>805.80</b>		<b>3.01</b>			
10/15/2019	22.32	5.05		<1.94		<2.91		32.10		249.00		77.60		<0.50		<9.71		38.60		7.46		6.30		486.00		<1.90				
10/29/2019	20.53	4.32		<2.36		<3.55		29.20		251.00		72.00		0.92		<11.82		39.00		5.47		<5.91		491.00		<2.10				
<b>Monthly Avg (ppm):</b>		<b>4.69</b>		<b>2.15</b>		<b>3.23</b>		<b>30.65</b>		<b>250.00</b>		<b>74.80</b>		<b>0.71</b>		<b>10.76</b>		<b>38.80</b>		<b>6.47</b>		<b>6.10</b>		<b>488.50</b>		<b>2.00</b>				
<b>Monthly Total (lbs):</b>	<b>1,304,780</b>		<b>6.11</b>		<b>2.81</b>		<b>4.21</b>		<b>39.99</b>		<b>326.20</b>		<b>97.60</b>		<b>0.92</b>		<b>14.04</b>		<b>50.63</b>		<b>8.44</b>		<b>7.96</b>		<b>637.39</b>		<b>2.61</b>			
11/05/2019	24.21	3.77		<2.02		<3.02		24.60		210.00		52.10		<0.52		<10.07		29.70		5.72		<5.04		417.00		<2.20				
11/13/2019	22.65	4.88		<2.16		<3.24		27.70		332.00		62.50		<10.81		<10.81		37.20		8.39		5.86		550.00						
11/19/2019	34.42	3.45																												



### Field's Point Metals Loading from Final Sludge (lbs/yr)

Year	Arsenic	Beryllium	Cadmium	Chromium	Copper	Lead	Mercury	Molybdeum	Nickel	Selenium	Silver	Zinc	Cyanide
1994			202.7	2628.1	13386.0	4297.2	74.0		4626.2		1113.9	15683.7	281.0
1995			203.5	2824.5	14962.8	3700.2	55.0		4202.3		818.1	13071.5	189.3
1996	132.3	4.9	186.4	3473.3	12461.8	3389.6	47.8	205.1	3860.3		757.7	11615.1	239.8
1997			189.7	3654.7	13674.5	4122.1	53.9		3400.3		867.9	12323.5	189.6
1998	44.6		208.7	2655.5	11207.8	2879.9	36.9		2188.6		698.3	10101.5	127.1
1999	35.4		233.3	2315.0	13490.2	2516.8	28.8	164.7	1887.7	74.9	677.4	11549.1	90.1
2000	42.4	32.3	352.8	1747.7	15019.4	2544.9	12.0	84.1	1191.9	23.5	384.0	6482.0	49.6
2001	88.1	16.9	205.7	2379.0	15120.0	2611.1	26.3	204.6	2008.3	282.0	634.9	13297.6	111.0
2002	84.9	7.6	154.5	1757.0	15758.0	3156.0	27.9	190.1	1555.0	190.4	651.5	15148.0	79.6
2003	53.6	9.7	183.8	1976.2	12993.4	3008.8	28.4	98.1	1485.4	118.2	466.3	12773.9	60.8
2004	43.4	12.1	221.0	3774.2	20910.1	2608.5	23.8	103.2	2472.9	163.4	501.2	14645.1	95.9
2005	79.5	13.9	250.7	4970.6	30477.9	2867.9	29.6	190.3	3092.9	167.2	478.5	20592.3	78.6
2006	85.2	11.7	131.8	1448.6	5889.2	2616.6	16.7	193.4	1181.6	136.4	452.8	12290.6	56.9
2007	18.5	12.2	64.5	612.1	3862.6	1033.7	6.8	157.1	526.2	41.8	173.4	6833.0	67.5
2008	32.9	48.3	66.7	856.5	5426.0	1793.2	74.0	294.3	841.1	39.2	195.7	9914.5	113.8
2009	38.0	33.0	82.5	919.6	4792.0	1771.9	8.4	300.2	769.1	26.5	132.2	10442.8	121.1
2010	44.8	27.6	73.5	928.9	6111.0	1770.2	60.6	276.2	874.0	33.0	151.0	9897.7	94.6
2011	40.8	26.1	123.7	1156.0	3795.4	1613.2	7.5	261.0	790.7	43.0	115.9	9026.6	71.5
2012	33.8	28.5	78.3	995.0	3892.6	1269.2	8.1	285.5	818.7	114.5	185.3	8760.1	199.1
2013	75.1	3.6	48.0	1006.5	4202.2	1454.2	8.0	99.9	757.9	168.3	189.9	8772.9	83.2
2014	82.1	3.9	41.3	846.3	3873.3	1153.0	6.7	100.6	709.6	181.4	131.9	7457.4	59.7
2015	88.0	2.4	42.3	798.3	3683.9	991.0	6.5	98.3	652.2	154.2	105.6	8168.1	71.3
2016	67.2	2.1	22.2	713.9	3385.5	1048.0	6.8	96.7	604.5	113.7	75.6	7542.5	51.3
2017	70.1	3.0	28.3	965.8	3838.7	1126.3	6.4	92.4	662.0	118.3	77.1	8073.0	38.4
2018	83.1	32.2	49.8	713.9	3828.7	1320.0	6.8	163.3	659.4	103.0	112.2	7833.8	142.8
2019	91.8	31.9	47.9	587.8	3641.3	1324.9	11.5	159.6	676.1	98.0	84.8	7917.0	51.3

\*Laboratory calculation methodology was changed in 2018; 2017 data and earlier were slightly underestimated by previous method.

***INFLUENT LOADING DATA***

***BUCKLIN POINT***

**Bucklin Point Influent Metals Cd - CN 2019**  
**all analyses in ppb**

Date	Day of the Week	Influent Flow	Cd (ppb)	TTL Cr (ppb)	Hex Cr (ppb)	Cu (ppb)	Pb (ppb)	Hg (ppb)	Ni (ppb)	Ag (ppb)	Zn (ppb)	CN (ppb)
1/1/2019	Tuesday	43.94	0.1189	1.541		24.10	4.723		5.812	0.2807	52.99	5.22
1/2/2019	Wednesday	25.34	0.1300	0.8902		18.80	1.662		3.347	0.1782	46.11	4.73
1/8/2019	Tuesday	28.81	0.1218	1.764	14	22.72	2.096	0.00634	4.420	0.6650	50.30	6.77
1/9/2019	Wednesday	30.10	0.1374	3.115		23.77	3.813		6.229	0.5999	57.20	6.47
1/15/2019	Tuesday	23.83	0.1236	2.547		48.20	1.967		5.249	0.5371	60.58	6.21
1/16/2019	Wednesday	23.56	0.1477	2.136		35.92	1.989		5.373	0.5950	64.28	4.93
1/22/2019	Tuesday	23.41	0.1181	1.845		25.74	1.691		6.440	0.5377	51.21	
1/23/2019	Wednesday	26.32	0.1251	1.687		26.16	2.129		5.566	0.6396	55.51	13.4
1/24/2019	Thursday	69.79										19.3
1/29/2019	Tuesday	28.00	0.1466	2.436		29.65	1.904		4.974	0.4813	59.25	6.40
1/30/2019	Wednesday	31.11	0.1485	1.983		28.45	3.135		6.920	0.5353	66.89	5.75
2/5/2019	Tuesday	23.30	0.1176	3.191	21	30.94	1.862	0.0132	7.294	0.9634	57.73	6.16
2/6/2019	Wednesday	24.12	0.2343	2.934		34.43	3.371		5.461	0.8750	82.68	6.49
2/12/2019	Tuesday	23.93	0.2216	2.110		35.26	9.800		8.669	0.6953	96.28	6.17
2/13/2019	Wednesday	47.81	0.2796	3.635		30.61	11.79		6.492	0.9238	112.4	15.4
2/19/2019	Tuesday	22.97	0.1295	2.446		27.84	1.964		7.861	0.7259	63.69	7.68
2/20/2019	Wednesday	23.80	0.1775	2.879		31.82	5.251		9.842	0.8276	79.01	5.56
2/26/2019	Tuesday	24.14	0.1944	2.506		52.08	2.739		30.03	1.106	62.05	5.62
2/27/2019	Wednesday	24.11	0.2018	2.069		32.30	4.682		9.388	0.5432	73.85	6.72
3/5/2019	Tuesday	22.54	0.1321	1.913	32	26.01	2.943	0.00744	4.280	0.3292	71.86	8.84
3/6/2019	Wednesday	22.21	0.1305	4.271		34.79	1.686		8.356	0.7415	63.51	5.76
3/12/2019	Tuesday	24.04	0.1445	11.17		28.58	4.142		17.45	0.7112	64.30	9.79
3/13/2019	Wednesday	23.57	0.1309	86.61		51.81	2.482		97.07	0.9764	61.75	4.05
3/19/2019	Tuesday	24.39	0.1609	59.32		49.82	2.338		64.82	1.164	71.25	5.30
3/20/2019	Wednesday	24.33	0.1384	5.837		33.51	2.248		8.573	0.6528	68.21	5.51
3/26/2019	Tuesday	23.62	0.1646	2.166		44.50	2.187		8.184	1.091	83.29	5.95
3/27/2019	Wednesday	23.08	0.1404	2.827		35.93	1.982		6.685	1.066	71.53	6.67
4/2/2019	Tuesday	21.70	0.1695	2.045	23	41.94	2.622	0.024	8.982	1.069	82.10	5.58
4/3/2019	Wednesday	33.37	0.1375	2.456		36.28	4.976		6.562	0.7277	83.15	6.13
4/9/2019	Tuesday	25.76	0.1523	2.239		40.39	3.255		7.485	0.6280	82.09	5.30
4/10/2019	Wednesday	22.13	0.1383	4.341		46.24	3.459		18.90	0.5710	80.08	5.98
4/16/2019	Tuesday	24.06	0.1643	2.573		34.07	3.811		10.48	0.8079	77.79	6.07
4/17/2019	Wednesday	23.06	0.1295	1.492		33.24	2.149		10.34	1.385	83.81	4.74
4/23/2019	Tuesday	41.22	0.1130	7.845		27.66	8.146		7.168	0.9882	61.54	4.38
4/24/2019	Wednesday	31.83	0.1363	1.879		28.13	3.314		7.181	0.5361	67.34	4.40
4/30/2019	Tuesday	35.94	0.1347	2.797		23.11	2.608		6.947	0.5681	59.42	5.02

**Bucklin Point Influent Metals Cd - CN 2019**  
**all analyses in ppb**

Date	Day of the Week	Influent Flow	Cd (ppb)	TTL Cr (ppb)	Hex Cr (ppb)	Cu (ppb)	Pb (ppb)	Hg (ppb)	Ni (ppb)	Ag (ppb)	Zn (ppb)	CN (ppb)
5/1/2019	Wednesday	31.83	0.1406	1.303		27.07	2.224		4.593	0.4119	62.98	<4
5/7/2019	Tuesday	28.98	0.1328	1.977		35.05	2.415	0.0402	7.032	0.8452	71.18	5.61
5/8/2019	Wednesday	26.28	0.1428	2.101		34.76	3.010		6.645	0.5168	73.30	<4
5/14/2019	Tuesday	29.59	0.1401	3.569	12	36.97	5.997		6.857	0.9915	76.34	5.74
5/15/2019	Wednesday	26.52	0.1265	1.528		33.29	2.087		7.315	0.5913	69.55	5.83
5/21/2019	Tuesday	24.56	0.1941	4.212		45.85	15.98		10.09	1.935	109.3	5.26
5/22/2019	Wednesday	22.51	0.1329	2.914		49.20	3.006		5.782	0.9693	78.03	5.27
5/28/2019	Tuesday	24.74	0.1261	1.257		31.39	2.324		2.882	0.3241	93.38	5.74
5/29/2019	Wednesday	23.99	0.3572	2.770		41.43	5.512		6.736	1.293	99.38	7.36
6/4/2019	Tuesday	19.89	0.1438	2.983	23	43.20	2.555	0.00942	6.610	0.4370	78.15	5.03
6/5/2019	Wednesday	20.24	0.1253	1.995		31.63	2.455		5.834	0.3366	73.57	5.63
6/11/2019	Tuesday	50.22	0.1829	13.24		46.10	16.43		22.73	3.153	112.3	<4
6/12/2019	Wednesday	20.91	0.1811	2.201		36.71	3.188		6.799	0.8733	94.11	4.59
6/18/2019	Tuesday	22.21	0.1420	2.461		40.47	3.163		7.268	0.9923	90.66	<4
6/19/2019	Wednesday	19.96	0.1532	4.504		38.29	4.003		6.057	0.9232	93.65	<4
6/25/2019	Tuesday	22.87	0.1423	2.327		42.13	3.024		7.515	1.007	86.33	4.06
6/26/2019	Wednesday	18.95	0.1558	3.244		54.59	4.922		10.01	0.5911	107.4	<4
7/2/2019	Tuesday	17.65	0.1386	1.718		40.83	3.524		8.986	1.629	81.32	<4
7/3/2019	Wednesday	16.57	0.1490	1.620		42.11	3.273		9.360	0.5951	85.35	<4
7/9/2019	Tuesday	16.19	0.1411	1.643	28	44.65	3.716	0.049	16.73	0.7023	96.34	4.08
7/10/2019	Wednesday	16.34	0.1565	2.112		52.84	3.858		9.423	0.8681	107.9	4.38
7/16/2019	Tuesday	16.04	0.1969	2.073		57.73	4.846		10.44	1.042	127.8	<4
7/17/2019	Wednesday	22.05	0.1699	2.042		53.78	3.470		16.37	1.252	120.2	<4
7/23/2019	Tuesday	37.05	0.1295	4.475		39.55	13.48		13.88	0.9916	95.46	<4
7/24/2019	Wednesday	18.23	0.1478	2.842		40.53	3.895		13.89	0.8961	91.99	<4
7/30/2019	Tuesday	16.28	0.1745	5.174		64.02	5.557		8.751	1.466	130.7	<4
7/31/2019	Wednesday	16.74	0.2414	25.31		44.66	5.436		9.603	1.117	123.1	4.29
8/6/2019	Tuesday	16.10	0.1969	4.620	45	63.88	5.234	0.087	10.44	1.107	141.5	<4
8/7/2019	Wednesday	17.47	0.1716	11.02		123.6	5.905		100.7	1.309	124.4	<4
8/13/2019	Tuesday	16.23	0.1334	2.500		41	3.681		6.735	0.5376	98.22	<4
8/14/2019	Wednesday	15.20	0.1511	3.285		48.80	8.597		12.14	0.6727	106.4	<4
8/20/2019	Tuesday	14.53	0.1703	50.22		95.15	8.806		77.15	2.405	146.1	<4
8/21/2019	Wednesday	25.34	0.1414	3.028		57.21	4.237		17.99	0.9248	117.7	
8/22/2019	Thursday	17.74										<4
8/27/2019	Tuesday	14.89	0.1583	3.318		55.34	3.795		6.701	2.095	118.6	<4
8/28/2019	Wednesday	28.55	0.1471	2.382		64.38	3.845		12.60	1.255	109.9	<4
9/3/2019	Tuesday	16.04	0.1547	2.394		43.63	11.35		5.076	0.7665	110.1	4.43
9/4/2019	Wednesday	16.07	0.1884	3.169		69.89	4.453		9.674	1.797	110	<4
9/10/2019	Tuesday	14.93	0.2153	6.061	47	67.80	4.869	0.0529	9.627	1.235	123.6	<4

**Bucklin Point Influent Metals Cd - CN 2019**  
**all analyses in ppb**

Date	Day of the Week	Influent Flow	Cd (ppb)	TTL Cr (ppb)	Hex Cr (ppb)	Cu (ppb)	Pb (ppb)	Hg (ppb)	Ni (ppb)	Ag (ppb)	Zn (ppb)	CN (ppb)
9/11/2019	Wednesday	14.97	0.1938	5.313		100.7	7.097		11.97	1.421	138	4.64
9/17/2019	Tuesday	14.39	0.1515	4.483		72.70	3.495		26.59	1.624	104.6	<4
9/18/2019	Wednesday	14.51	0.1608	5.034		62.23	3.376		17.14	1.859	117.4	4.20
9/24/2019	Tuesday	23.90	0.2048	6.498		64.59	9.589		15.86	1.498	128	<4
9/25/2019	Wednesday	13.95	0.1407	5.250		52.56	4.198		11.27	2.144	105.9	5.69
10/1/2019	Tuesday	14.88	0.1660	3.484		61.47	4.388		11.60	1.724	115.3	<4
10/2/2019	Wednesday	18.88	0.1537	3.195		49.56	3.811		12.07	2.109	109.5	4.41
10/8/2019	Tuesday	14.97	0.1796	3.358	33	62.84	6.864	0.0654	11.78	1.332	135.4	<4
10/9/2019	Wednesday	28.84	0.1831	3.029		57.34	5.968		10.29	1.533	127.5	<4
10/15/2019	Tuesday	14.05	0.1299	1.472		34.23	3.647		4.800	0.4935	90.61	<4
10/16/2019	Wednesday	21.76	0.1636	3.346		69.56	5.941		29.08	2.046	102.3	4.07
10/22/2019	Tuesday	16.18	0.1535	3.334		64.37	3.797		16.77	3.028	102.1	<4
10/23/2019	Wednesday	22.29	0.1990	6.128		86.79	9.312		37.23	2.665	129.7	<4
10/29/2019	Tuesday	17.14	0.1681	2.331		49.09	5.104		11.48	2.109	88.61	4.34
10/30/2019	Wednesday	18.12	0.1556	2.118		51.95	3.009		14.14	1.433	80.19	<4
11/5/2019	Tuesday	26.16	0.1840	3.506	38	57.61	3.618	0.0673	10.73	1.290	110.8	15.2
11/6/2019	Wednesday	16.17	0.1243	4.544		38.78	6.531		7.028	1.387	94.12	<4
11/12/2019	Tuesday	16.39	0.2317	6.126		52.32	5.682		10.31	1.431	100.8	<4
11/13/2019	Wednesday	14.99	0.1847	28.03		70	7.972		61.39	2.252	109.6	<4
11/19/2019	Tuesday	20.85	0.2012	7.133		65.18	9.391		22.14	3.494	148.6	26.2
11/20/2019	Wednesday	15.77	0.1298	2.730		49.55	3.131		13.05	3.316	90.59	5.24
11/26/2019	Tuesday	16.52	0.1391	2.797		53.43	2.845		27.44	2.038	90.19	6.33
11/27/2019	Wednesday	19.61	0.1469	2.525		57.91	2.627		20.15	2.485	98.49	4.77
12/3/2019	Tuesday	18.03	0.1766	3.796	19	35.87	3.394	0.0258	11.94	1.436	77.51	6.55
12/4/2019	Wednesday	17.69	0.1540	5.427		58.29	2.964		12.26	1.349	90.42	8.32
12/10/2019	Tuesday	30.60	0.09583	2.854		25.97	8.963		6.456	0.7814	66.92	6.26
12/11/2019	Wednesday	26.80	0.1578	5.621		41.43	4.966		21.79	32.48	92.67	8.29
12/17/2019	Tuesday	36.60	0.1663	2.746		41.50	3.544		15.49	1.652	81.64	6.98
12/18/2019	Wednesday	24.87	0.1285	2.944		26.10	3.299		11.36	0.9573	56.71	7.20
12/24/2019	Tuesday	21.51	0.1462	1.813		35.52	2.400		5.613	1.105	78.70	<4
12/25/2019	Wednesday	20.28	0.1284	1.092		26.71	1.987		4.452	1.481	63.62	<4
12/31/2019	Tuesday	28.05	0.09725	1.693		22.80	3.953		4.331	1.025	56.53	5.51

**Bucklin Point Influent Metals Al - Sn 2019**  
all analyses in ppb

Date	Day of the Week	Influent Flow	Al (ppb)	Fe (ppb)	Se (ppb)	As (ppb)	Mo (ppb)	Sn (ppb)
1/1/2019	Tuesday	43.94	191.8		<1	0.6535	0.8453	
1/2/2019	Wednesday	25.34	118.1		<1	0.6162	0.7458	
1/8/2019	Tuesday	28.81	140.8	598	<1	0.6097	2.670	<5
1/9/2019	Wednesday	30.10	467.1		<1	0.6167	2.980	
1/15/2019	Tuesday	23.83	186.6		<1	0.6010	3.812	
1/16/2019	Wednesday	23.56	183.8		<1	0.6568	2.036	
1/22/2019	Tuesday	23.41	144.8		<1	0.6158	2.015	
1/23/2019	Wednesday	26.32	139.9		<1	0.6055	1.472	
1/29/2019	Tuesday	28.00	157.5		<1	0.6599	2.729	
1/30/2019	Wednesday	31.11	241.5		<1	0.6706	3.956	
2/5/2019	Tuesday	23.30	513.2	828.5	<1	0.6666	1.797	<5
2/6/2019	Wednesday	24.12	365.7		<1	0.7793	2.454	
2/12/2019	Tuesday	23.93	340.7		<1	0.9420	3.565	
2/13/2019	Wednesday	47.81	691.6		<1	1.386	2.817	
2/19/2019	Tuesday	22.97	161.2		<1	0.7644	3.625	
2/20/2019	Wednesday	23.80	415.5		<1	1.049	4.455	
2/26/2019	Tuesday	24.14	189.1		<1	0.7408	2.144	
2/27/2019	Wednesday	24.11	213.5		<1	0.7863	3.247	
3/5/2019	Tuesday	22.54	278.1	939.2	<1	0.7865	1.991	<5
3/6/2019	Wednesday	22.21	159.9		<1	0.6396	1.212	
3/12/2019	Tuesday	24.04	280.1		<1	0.7707	4.460	
3/13/2019	Wednesday	23.57	159.9		<1	0.6477	1.492	
3/19/2019	Tuesday	24.39	221.9		<1	0.7906	2.269	
3/20/2019	Wednesday	24.33	184.7		<1	0.7099	1.999	
3/26/2019	Tuesday	23.62	202.5		<1	0.7325	3.087	
3/27/2019	Wednesday	23.08	168.3		<1	0.7743	4.597	
4/2/2019	Tuesday	21.70	229.2	939.5	<1	0.6907	2.140	<5
4/3/2019	Wednesday	33.37	296		<1	0.7473	3.370	
4/9/2019	Tuesday	25.76	228.6		<1	0.8993	7.572	
4/10/2019	Wednesday	22.13	235.5		<1	0.7495	1.887	
4/16/2019	Tuesday	24.06	246.3		<1	0.8186	3.520	
4/17/2019	Wednesday	23.06	159.1		<1	0.6956	1.946	
4/23/2019	Tuesday	41.22	578		<1	0.8401	3.893	
4/24/2019	Wednesday	31.83	249.5		<1	0.6732	1.393	
4/30/2019	Tuesday	35.94	340.9		<1	0.6591	2.977	
5/1/2019	Wednesday	31.83	196.4		<1	0.6080	3.204	
5/7/2019	Tuesday	28.98	211.8	781.5	<1	0.6661	2.583	<5
5/8/2019	Wednesday	26.28	214.8		<1	0.7345	2.603	

**Bucklin Point Influent Metals Al - Sn 2019**  
all analyses in ppb

Date	Day of the Week	Influent Flow	Al (ppb)	Fe (ppb)	Se (ppb)	As (ppb)	Mo (ppb)	Sn (ppb)
5/14/2019	Tuesday	29.59	333		<1	0.7946	3.090	
5/15/2019	Wednesday	26.52	187.4		<1	0.6933	1.994	
5/21/2019	Tuesday	24.56	634.5		<1	1.168	6.478	
5/22/2019	Wednesday	22.51	219.7		<1	0.7702	3.555	
5/28/2019	Tuesday	24.74	179.4		<1	0.6837	1.579	
5/29/2019	Wednesday	23.99	324.4		<1	0.7626	3.411	
6/4/2019	Tuesday	19.89	200.7	871.8	<1	0.7764	6.729	<5
6/5/2019	Wednesday	20.24	203.4		<1	0.7536	4.140	
6/11/2019	Tuesday	50.22	579.4		<1	0.9542	2.504	
6/12/2019	Wednesday	20.91	254		<1	0.8046	3.297	
6/18/2019	Tuesday	22.21	227.1		<1	0.9333	5.871	
6/19/2019	Wednesday	19.96	249.8		<1	0.8074	2.973	
6/25/2019	Tuesday	22.87	196		<1	0.9608	6.603	
6/26/2019	Wednesday	18.95	294.7		<1	0.9966	7.663	
7/2/2019	Tuesday	17.65	249.3		<1	0.8224	2.765	
7/3/2019	Wednesday	16.57	194.3		<1	0.7908	4.733	
7/9/2019	Tuesday	16.19	245.9	900.8	<1	0.7934	3.126	<5
7/10/2019	Wednesday	16.34	225.1		<1	0.8184	3.383	
7/16/2019	Tuesday	16.04	256.2		<1	0.9322	3.899	
7/17/2019	Wednesday	22.05	244.2		<1	0.7977	7.042	
7/23/2019	Tuesday	37.05	755.3		<1	1.092	5.916	
7/24/2019	Wednesday	18.23	247.6		<1	0.9854	3.521	
7/30/2019	Tuesday	16.28	434		<1	0.9665	3.292	
7/31/2019	Wednesday	16.74	657		<1	1.015	3.855	
8/6/2019	Tuesday	16.10	305	1060	<1	0.9252	8.608	<5
8/7/2019	Wednesday	17.47	309.3		<1	0.8932	2.752	
8/13/2019	Tuesday	16.23	262.1		<1	0.8712	2.729	
8/14/2019	Wednesday	15.20	283		<1	0.9747	12.56	
8/20/2019	Tuesday	14.53	471		<1	1.034	5.938	
8/21/2019	Wednesday	25.34	286.2		<1	0.8928	4.510	
8/27/2019	Tuesday	14.89	354		<1	0.8475	2.783	
8/28/2019	Wednesday	28.55	328		<1	0.8192	4.215	
9/3/2019	Tuesday	16.04	512.4		<1	1.191	3.248	
9/4/2019	Wednesday	16.07	263.4		<1	0.9535	9.082	
9/10/2019	Tuesday	14.93	642.3	1139	<1	0.8906	5.778	<5
9/11/2019	Wednesday	14.97	1268		<1	1.082	9.051	
9/17/2019	Tuesday	14.39	264.2		<1	0.9234	4.485	
9/18/2019	Wednesday	14.51	300.5		<1	0.9161	3.773	
9/24/2019	Tuesday	23.90	443.5		<1	0.9850	3.205	
9/25/2019	Wednesday	13.95	286.7		<1	0.8658	7.051	

**Bucklin Point Influent Metals Al - Sn 2019**  
**all analyses in ppb**

Date	Day of the Week	Influent Flow	Al (ppb)	Fe (ppb)	Se (ppb)	As (ppb)	Mo (ppb)	Sn (ppb)
10/1/2019	Tuesday	14.88	275.1		<1	0.8034	3.461	
10/2/2019	Wednesday	18.88	282.7		<1	0.8240	2.770	
10/8/2019	Tuesday	14.97	346.6	993.4	<1	0.8533	5.993	<5
10/9/2019	Wednesday	28.84	343.9		<1	0.8774	7.900	
10/15/2019	Tuesday	14.05	238.9		<1	0.7238	1.829	
10/16/2019	Wednesday	21.76	285.9		<1	0.8751	5.331	
10/22/2019	Tuesday	16.18	358.5		<1	0.8515	3.353	
10/23/2019	Wednesday	22.29	593.6		<1	0.8980	3.323	
10/29/2019	Tuesday	17.14	260.8		<1	0.8770	5.244	
10/30/2019	Wednesday	18.12	220.2		<1	0.8660	5.637	
11/5/2019	Tuesday	26.16	280	1064	<1	0.9088	9.189	<5
11/6/2019	Wednesday	16.17	328.1		<1	0.8484	5.485	
11/12/2019	Tuesday	16.39	296		<1	0.8840	3.397	
11/13/2019	Wednesday	14.99	340		<1	0.8958	4.346	
11/19/2019	Tuesday	20.85	443.3		<1	0.9593	6.323	
11/20/2019	Wednesday	15.77	239		<1	0.8468	2.643	
11/26/2019	Tuesday	16.52	225.1		<1	0.8016	6.597	
11/27/2019	Wednesday	19.61	231.8		<1	0.7471	5.277	
12/3/2019	Tuesday	18.03	246.2	885.1	<1	0.8318	3.989	<5
12/4/2019	Wednesday	17.69	247.7		<1	0.7421	2.225	
12/10/2019	Tuesday	30.60	389.5		<1	0.8805	2.540	
12/11/2019	Wednesday	26.80	386.6		<1	0.8764	1.895	
12/17/2019	Tuesday	36.60	339.4		<1	0.8330	1.976	
12/18/2019	Wednesday	24.87	251.6		<1	0.7234	2.012	
12/24/2019	Tuesday	21.51	191.7		<1	0.7353	1.483	
12/25/2019	Wednesday	20.28	141.9		<1	0.7062	1.019	
12/31/2019	Tuesday	28.05	226.8		<1	0.6621	3.526	



**Bucklin Point Monthly Average, Minimum, and Maximum Influent Data 2019**  
**all analyses in ppb**

Date		Flow (MGD)	Cd	TTL Cr	Hex Cr	Cu	Pb	Hg (ppt)	Ni	Ag	Zn	CN
January	Average	30.88	0.13	1.99	14.00	28.35	2.51	6.34	5.43	0.50	56.43	7.92
	Minimum	22.21	0.12	0.89	14.00	18.80	1.66	6.34	3.35	0.18	46.11	4.73
	Maximum	69.79	0.15	3.12	14.00	48.20	4.72	6.34	6.92	0.67	66.89	19.30
February	Average	26.28	0.19	2.72	21.00	34.41	5.18	13.20	10.63	0.83	78.46	7.48
	Minimum	22.52	0.12	2.07	21.00	27.84	1.86	13.20	5.46	0.54	57.73	5.56
	Maximum	47.81	0.28	3.64	21.00	52.08	11.79	13.20	30.03	1.11	112.40	15.40
March	Average	25.66	0.14	21.76	32.00	38.12	2.50	7.44	26.93	0.84	69.46	6.48
	Minimum	21.29	0.13	1.91	32.00	26.01	1.69	7.44	4.28	0.33	61.75	4.05
	Maximum	51.47	0.16	86.61	32.00	51.81	4.14	7.44	97.07	1.16	83.29	9.79
April	Average	30.07	0.14	3.07	23.00	34.56	3.82	24.00	9.34	0.81	75.26	5.29
	Minimum	21.07	0.11	1.49	23.00	23.11	2.15	24.00	6.56	0.54	59.42	4.38
	Maximum	50.64	0.17	7.85	23.00	46.24	8.15	24.00	18.90	1.39	83.81	6.13
May	Average	27.18	0.17	2.40	12.00	37.22	4.73	40.20	6.44	0.88	81.49	5.42
	Minimum	20.25	0.13	1.26	12.00	27.07	2.09	40.20	2.88	0.32	62.98	4.00
	Maximum	40.36	0.36	4.21	12.00	49.20	15.98	40.20	10.09	1.94	109.30	7.36
June	Average	22.00	0.15	4.12	23.00	41.64	4.97	9.42	9.10	1.04	92.02	4.41
	Minimum	17.45	0.13	2.00	23.00	31.63	2.46	9.42	5.83	0.34	73.57	4.00
	Maximum	50.22	0.18	13.24	23.00	54.59	16.43	9.42	22.73	3.15	112.30	5.63
July	Average	18.46	0.16	4.90	28.00	48.07	5.11	49.00	11.74	1.06	106.02	4.08
	Minimum	15.22	0.13	1.62	28.00	39.55	3.27	49.00	8.75	0.60	81.32	4.00
	Maximum	37.05	0.24	25.31	28.00	64.02	13.48	49.00	16.73	1.63	130.70	4.38
August	Average	16.76	0.16	10.05	45.00	68.67	5.51	87.00	30.56	1.29	120.35	4.00
	Minimum	14.46	0.13	2.38	45.00	41.00	3.68	87.00	6.70	0.54	98.22	4.00
	Maximum	28.55	0.20	50.22	45.00	123.60	8.81	87.00	100.70	2.41	146.10	4.00
September	Average	15.70	0.18	4.78	47.00	66.76	6.05	52.90	13.40	1.54	117.20	4.37
	Minimum	13.50	0.14	2.39	47.00	43.63	3.38	52.90	5.08	0.77	104.60	4.00
	Maximum	25.52	0.22	6.50	47.00	100.70	11.35	52.90	26.59	2.14	138.00	5.69
October	Average	17.71	0.17	3.18	33.00	58.72	5.18	65.40	15.92	1.85	108.12	4.08
	Minimum	13.20	0.13	1.47	33.00	34.23	3.01	65.40	4.80	0.49	80.19	4.00
	Maximum	37.04	0.20	6.13	33.00	86.79	9.31	65.40	37.23	3.03	135.40	4.41
November	Average	17.59	0.17	7.17	38.00	55.60	5.22	67.30	21.53	2.21	105.40	8.72
	Minimum	14.43	0.12	2.53	38.00	38.78	2.63	67.30	7.03	1.29	90.19	4.00
	Maximum	45.38	0.23	28.03	38.00	70.00	9.39	67.30	61.39	3.49	148.60	26.20
December	Average	25.77	0.14	3.11	19.00	34.91	3.94	25.80	10.41	4.70	73.86	6.35
	Minimum	16.02	0.10	1.09	19.00	22.80	1.99	25.80	4.33	0.78	56.53	4.00
	Maximum	62.58	0.18	5.62	19.00	58.29	8.96	25.80	21.79	32.48	92.67	8.32

## Bucklin Point Influent Loading Summary 2019

### Bucklin Point monthly mean influent loading summary (lbs/month)

Monthly total loads calculated as: Monthly Total Influent Flow (MG) \* Average Daily Concentration (ppb) \* Conversion Factor (0.00834).

Total Monthly												
Month	Inf Flow (MG)	Cd	Total Cr	Hex Cr	Cu	Pb	Hg	Ni	Ag	Zn	Total Cyanide	Total Metals*
January	957.41	1.05	15.93	111.79	226.38	20.05	0.0506	43.38	4.03	450.60	63.22	761.47
February	735.90	1.19	16.70	128.89	211.19	31.81	0.0810	65.24	5.11	481.55	45.88	812.87
March	795.48	0.95	144.39	212.30	252.89	16.59	0.0494	178.64	5.58	460.84	43.02	1,059.93
April	902.17	1.07	23.13	173.05	260.05	28.71	0.1806	70.26	6.09	566.25	39.79	955.74
May	842.53	1.17	16.89	84.32	261.56	33.22	0.2825	45.23	6.15	572.63	38.11	937.13
June	659.85	0.84	22.67	126.57	229.15	27.34	0.0518	50.09	5.72	506.41	24.29	842.27
July	572.12	0.79	23.38	133.60	229.37	24.36	0.2338	56.03	5.04	505.85	19.44	845.05
August	519.64	0.69	43.54	195.02	297.60	23.89	0.3770	132.43	5.58	521.58	17.34	1,025.69
September	471.10	0.69	18.76	184.66	262.31	23.78	0.2078	52.65	6.06	460.48	17.17	824.94
October	549.03	0.76	14.56	151.10	268.87	23.74	0.2995	72.91	8.46	495.08	18.69	884.68
November	527.61	0.74	31.57	167.21	244.64	22.99	0.2961	94.74	9.73	463.78	38.36	868.49
December	798.84	0.93	20.72	126.58	232.58	26.26	0.1719	69.36	31.29	492.06	42.28	873.37
<b>Total (lbs/year)</b>		<b>10.87</b>	<b>392.24</b>	<b>1,795.09</b>	<b>2,976.59</b>	<b>302.74</b>	<b>2.2820</b>	<b>930.96</b>	<b>98.84</b>	<b>5,977.11</b>	<b>407.59</b>	

\*Total Metals = Sum of Monthly Metals Loads (Cd, Cr, Cu, Pb, Hg, Ni, Ag, Zn)

### Bucklin Point monthly mean influent loading summary (lbs/day)

Average of daily loads – Each Daily load is calculated as: Daily Influent Flow (MG) \* Daily Concentration (ppb) \* Conversion Factor (0.00834); the average of those loads is reported here.

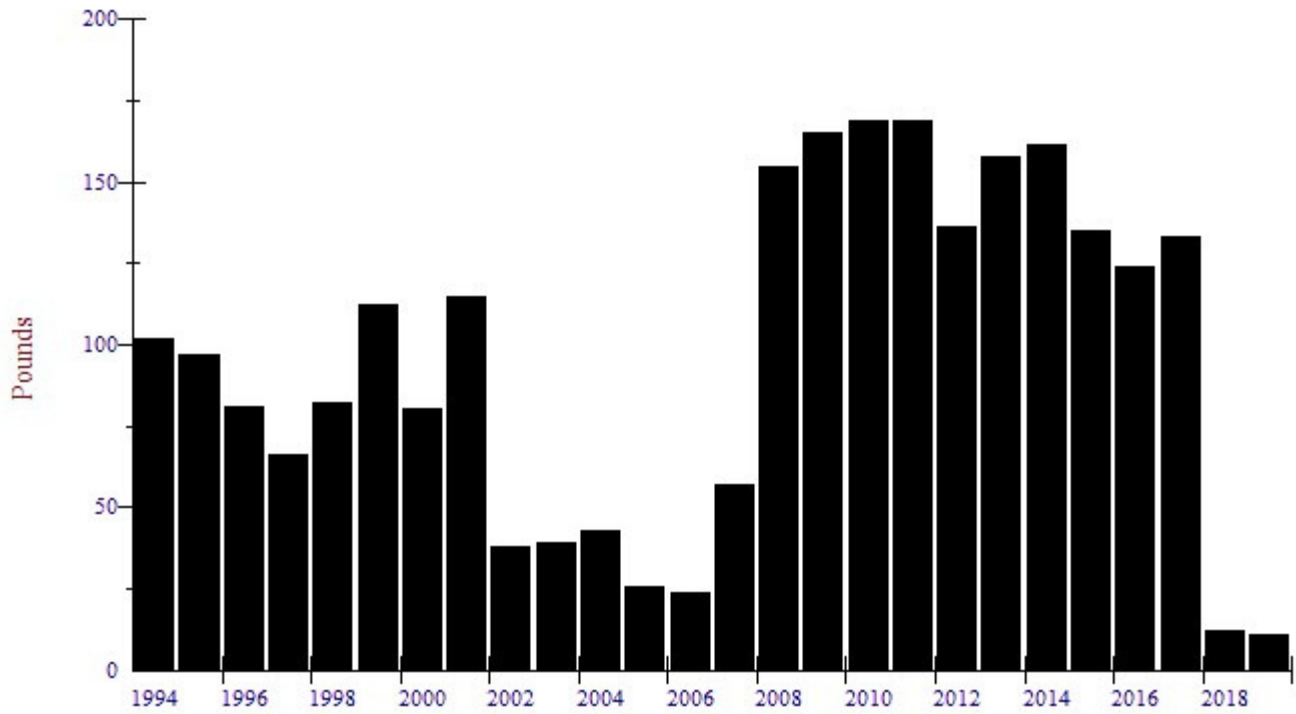
Month	Mean Inf Flow (MGD)	Cd	Total Cr	Hex Cr	Cu	Pb	Hg	Ni	Ag	Zn	Total Cyanide	Total Metals*
January	30.88	0.03	0.47	3.36	6.59	0.64	0.0015	1.30	0.12	13.37	2.55	22.52
February	26.28	0.05	0.63	4.08	7.60	1.33	0.0026	2.28	0.19	18.39	1.87	30.47
March	25.66	0.03	4.33	6.02	7.48	0.49	0.0014	5.34	0.17	13.60	1.27	31.44
April	30.07	0.03	0.80	4.16	8.00	0.98	0.0043	2.12	0.19	17.67	1.25	29.79
May	27.18	0.04	0.53	2.96	8.13	1.02	0.0097	1.42	0.19	17.82	1.19	29.16
June	22.00	0.03	1.12	3.82	8.59	1.36	0.0016	2.27	0.28	19.33	0.88	32.98
July	18.46	0.03	0.77	3.78	7.60	0.96	0.0066	1.95	0.17	16.91	0.65	28.40
August	16.76	0.02	1.34	6.04	10.52	0.81	0.0117	4.44	0.19	18.42	0.59	35.75
September	15.70	0.02	0.65	5.85	8.93	0.85	0.0066	1.80	0.21	15.84	0.58	28.31
October	17.71	0.03	0.51	4.12	9.34	0.84	0.0082	2.61	0.29	17.10	0.64	30.73
November	17.59	0.03	1.01	8.29	8.55	0.79	0.0147	3.13	0.33	16.33	1.47	30.18
December	25.77	0.03	0.63	2.86	7.13	0.87	0.0039	2.22	1.03	15.29	1.33	27.20

\*Total Metals = Sum of Monthly Average Metals Loads (Cd, Cr, Cu, Pb, Hg, Ni, Ag, Zn)

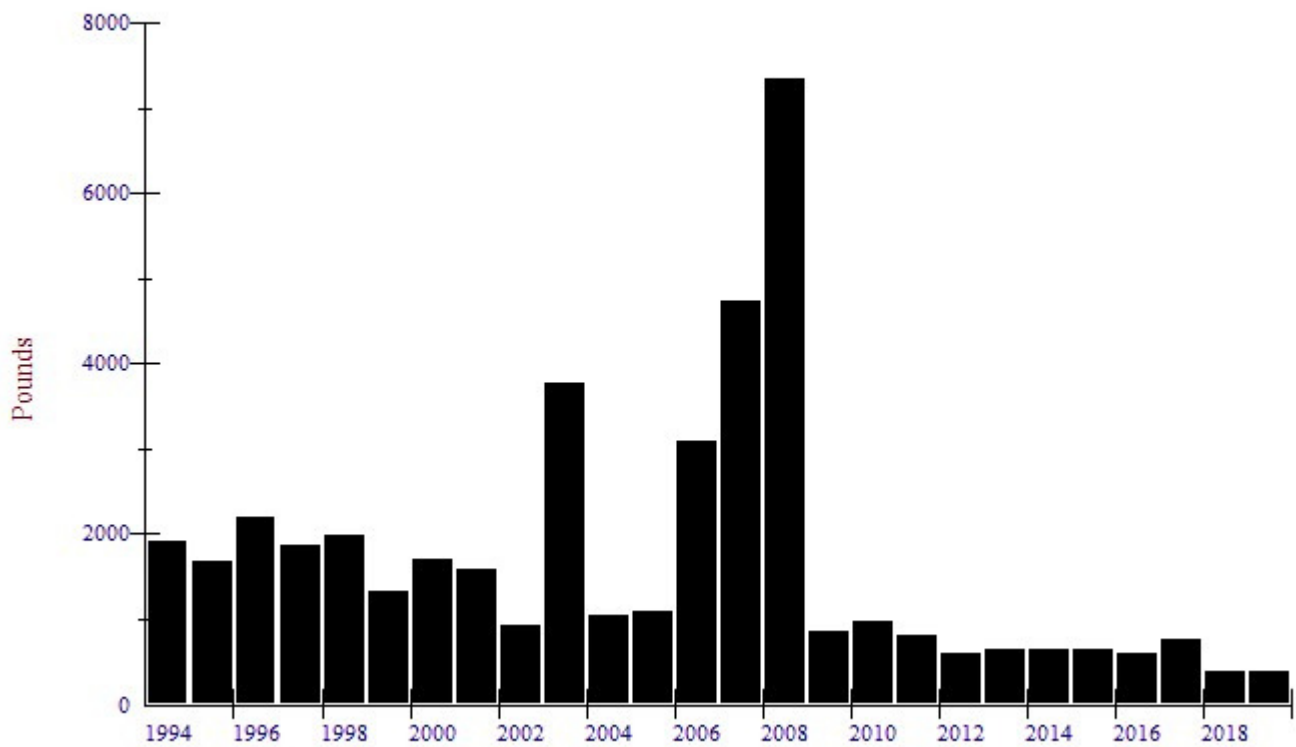
**Bucklin Point Influent Loading Data****Influent loading (lbs/year)**

<b>Year</b>	<b>Cadmium</b>	<b>Chromium</b>	<b>Copper</b>	<b>Lead</b>	<b>Mercury</b>	<b>Nickel</b>	<b>Silver</b>	<b>Zinc</b>
1994	102	1,915	16,107	3,278	34.0	4,305	902	16,738
1995	97	1,670	11,525	2,223	25.0	3,679	519	12,339
1996	81	2,189	10,244	1,884	8.0	3,386	704	11,642
1997	66	1,876	7,844	1,781	6.0	3,530	763	9,709
1998	82	1,987	8,278	1,246	9.0	3,823	777	11,064
1999	112	1,334	9,814	1,585	5.8	3,991	985	12,655
2000	80	1,696	9,418	1,952	7.0	5,511	1,030	14,641
2001	115	1,583	7,349	1,079	12.0	4,207	623	10,887
2002	38	918	6,141	870	6.1	2,845	603	9,715
2003	39	3,762	5,638	873	6.5	3,396	371	10,337
2004	43	1,045	5,269	661	5.4	3,692	326	10,117
2005	26	1,099	4,734	707	5.6	2,685	223	8,768
2006	24	3,082	4,976	767	4.5	2,686	250	8,771
2007	57	4,743	5,469	581	5.2	2,565	208	8,616
2008	155	7,338	5,021	713	3.6	2,923	270	8,248
2009	165	866	3,992	714	4.1	1,346	266	7,532
2010	169	985	3,714	711	5.3	948	272	7,041
2011	169	819	3,409	742	3.9	888	270	6,396
2012	136	602	3,096	552	2.6	760	218	5,357
2013	158	636	3,768	636	3.0	1,000	253	6,367
2014	162	654	4,614	657	3.3	993	259	7,176
2015	135	645	4,097	561	2.6	987	217	6,757
2016	124	607	3,252	509	2.4	955	206	5,784
2017	133	768	3,029	568	2.4	1,280	220	5,575
2018	12	393	2,646	298	1.3	718	76	5,599
2019	11	392	2,977	303	2.3	931	99	5,977

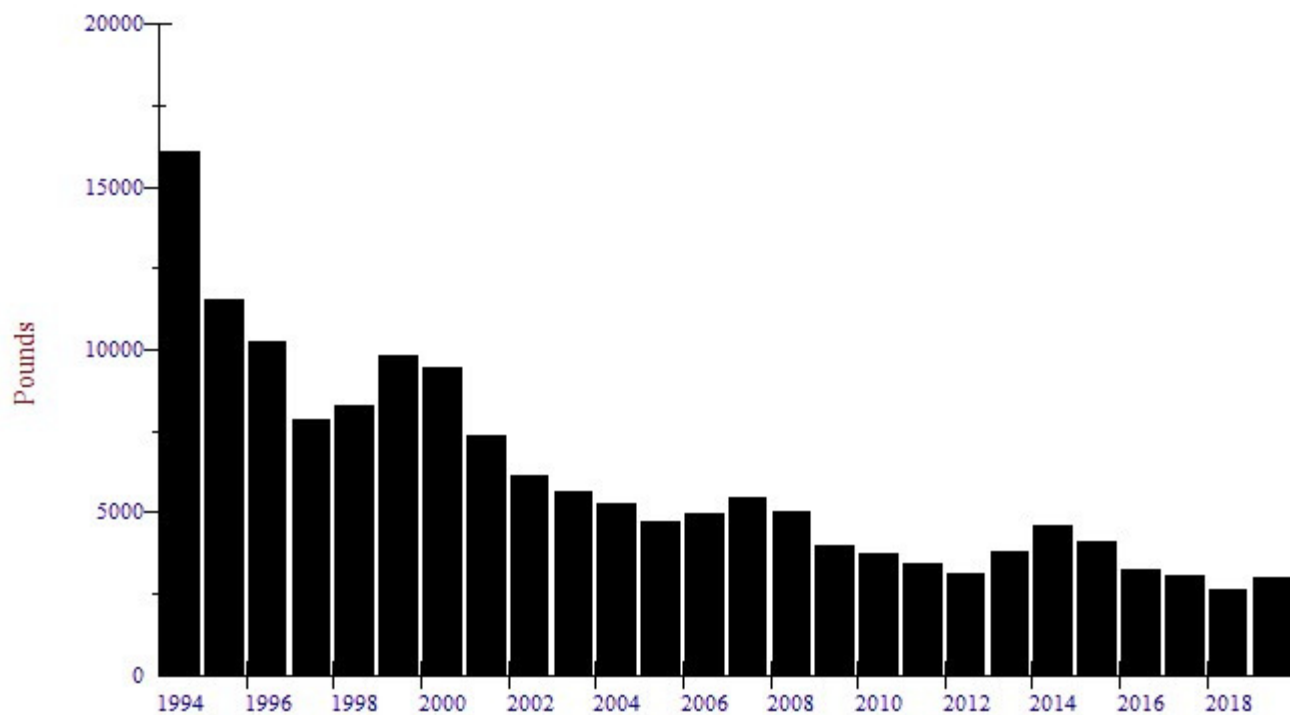
**Bucklin Point Influent Cadmium Loading**



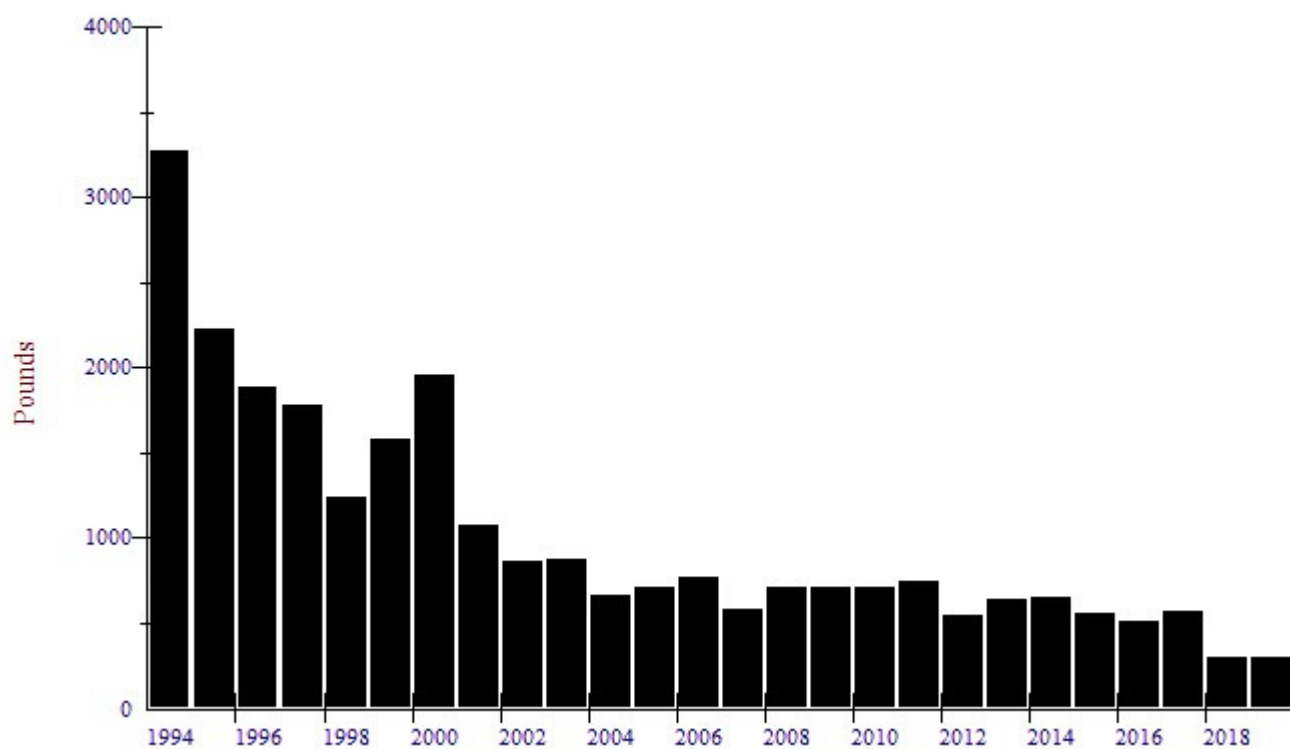
**Bucklin Point Influent Chromium Loading**



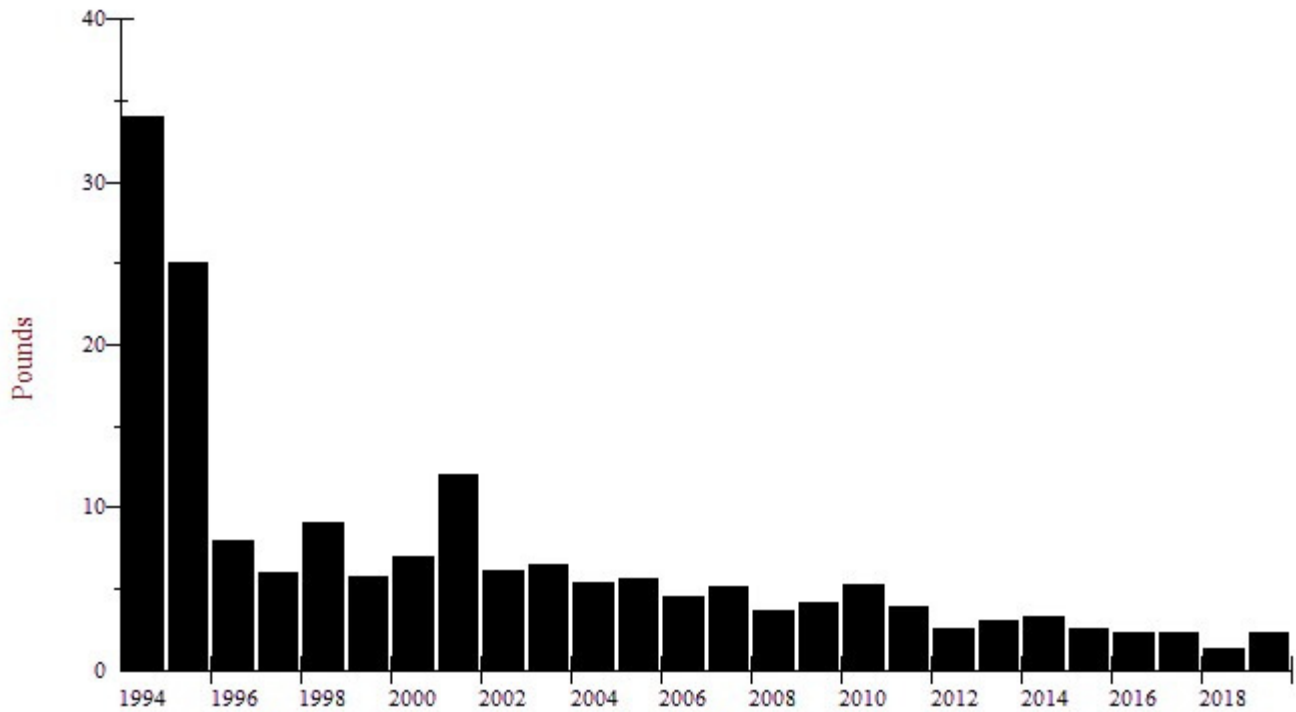
### Bucklin Point Influent Copper Loading



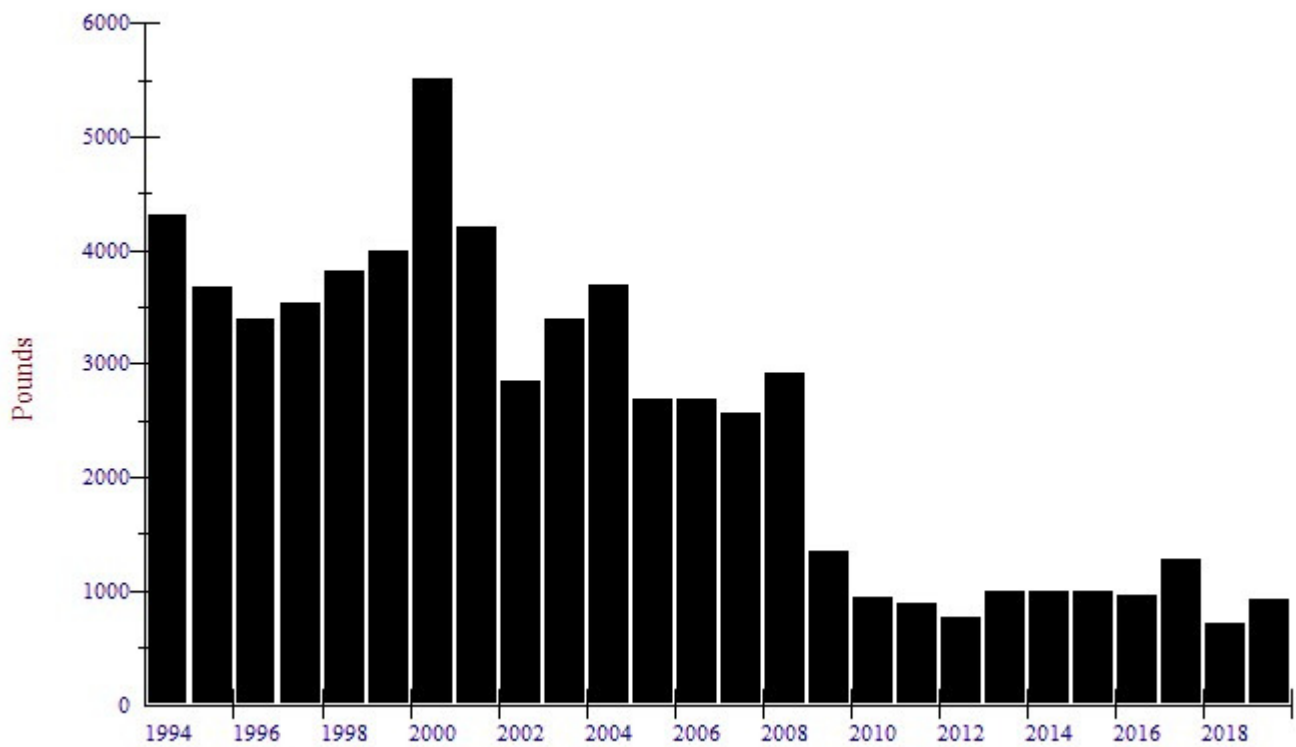
### Bucklin Point Influent Lead Loading



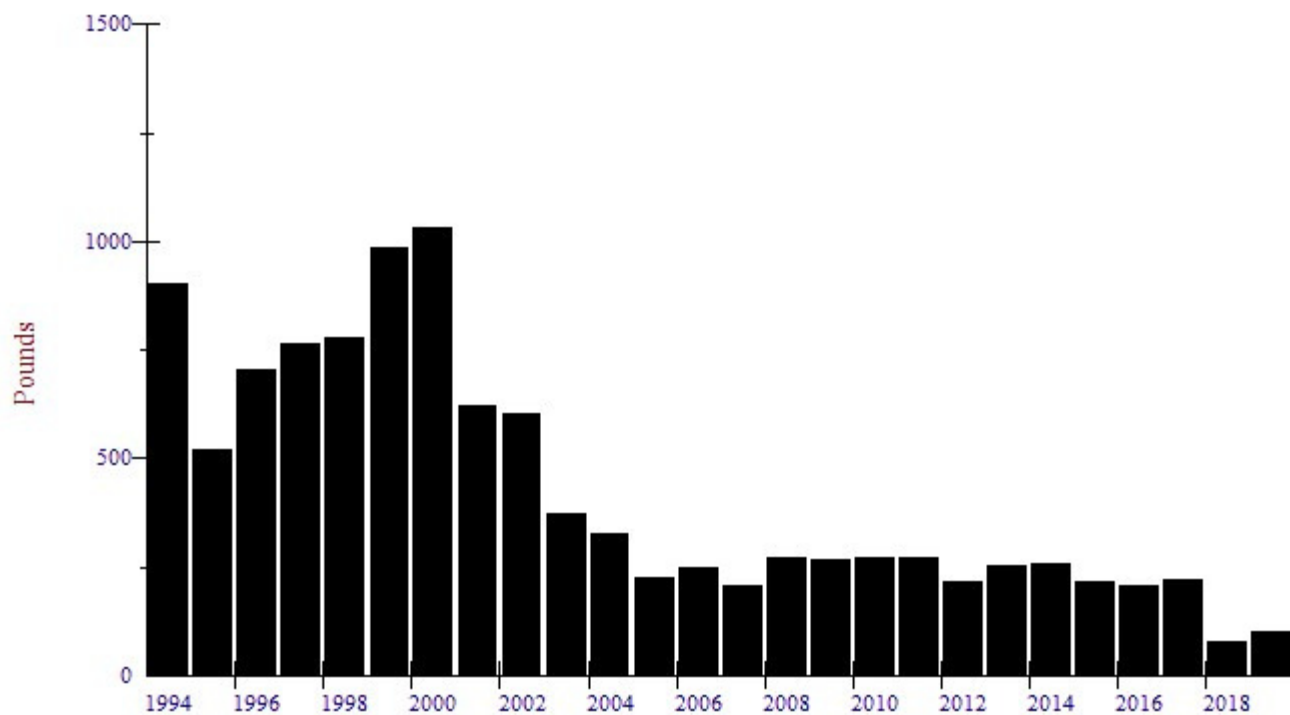
### Bucklin Point Influent Mercury Loading



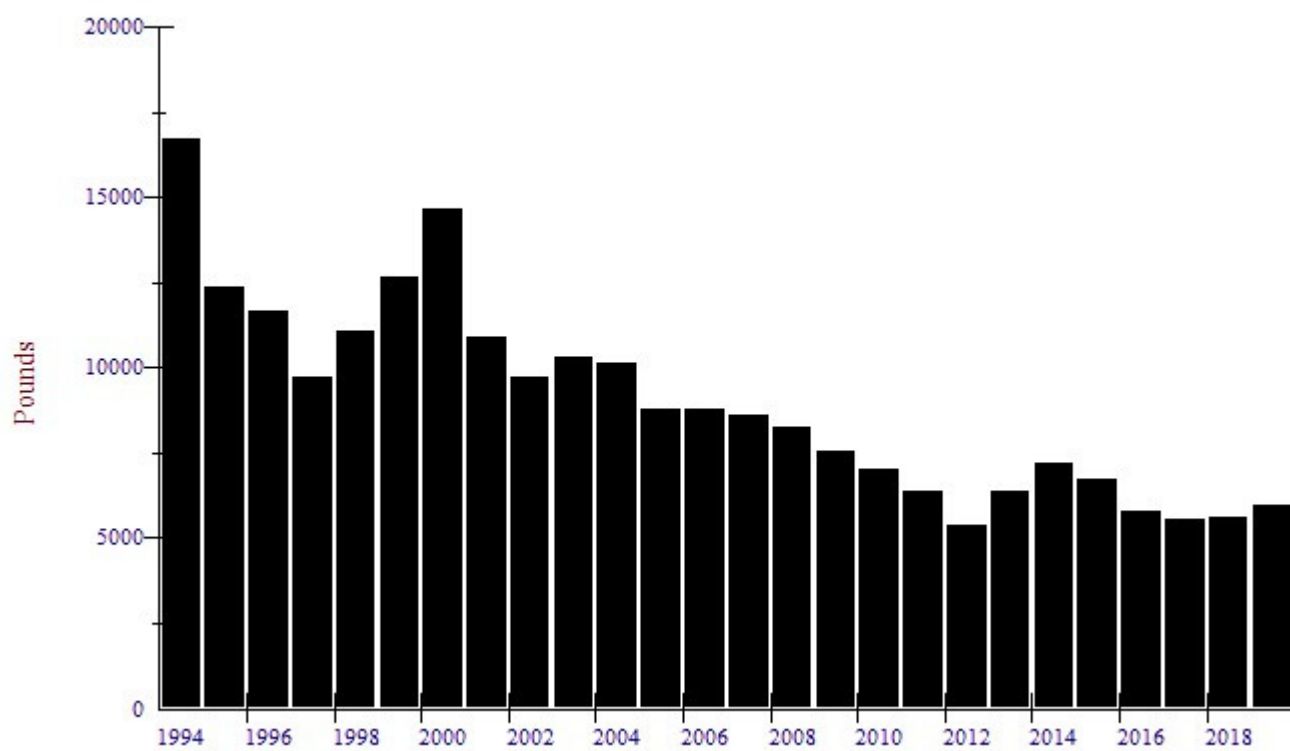
### Bucklin Point Influent Nickel Loading



### Bucklin Point Influent Silver Loading



### Bucklin Point Influent Zinc Loading



***EFFLUENT LOADING DATA***

***BUCKLIN POINT***



**Bucklin Point Effluent Metals Cd - CN 2019**  
**all analyses in ppb**

Date	Day of the Week	Effluent Flow	Cd (ppb)	TTL Cr (ppb)	Hex Cr (ppb)	Cu (ppb)	Pb (ppb)	Hg (ppb)	Ni (ppb)	Ag (ppb)	Zn (ppb)	CN (ppb)
1/1/2019	Tuesday	29.90	0.04400	0.3950		5	0.4623		3.347	0.05202	30.46	6.11
1/2/2019	Wednesday	25.34	0.04074	0.3848		4.670	0.4944		3.601	0.04299	32.70	<4
1/8/2019	Tuesday	28.81	0.04354	0.4969	<10	5.157	0.5486	0.00263	3.631	0.04352	32.02	7.37
1/9/2019	Wednesday	30.10	0.04700	0.5418		4.878	0.6012		3.669	0.04797	33.76	4.49
1/15/2019	Tuesday	23.83	0.05607	0.5468		8.008	0.4623		4.157	0.03602	34.07	5.67
1/16/2019	Wednesday	23.56	0.05514	0.5915		7.831	0.4249		4.363	0.04699	36.08	5.24
1/22/2019	Tuesday	23.41	0.06357	0.6395		7.510	0.5210		4.507	0.05286	38.79	
1/23/2019	Wednesday	26.32	0.05814	0.6825		6.103	0.4814		4.259	0.04231	38.20	8.68
1/24/2019	Thursday	41.56										9.42
1/29/2019	Tuesday	28.00	0.04521	0.5484		4.429	0.5537		3.754	0.05003	34.12	6.12
1/30/2019	Wednesday	31.11	0.04150	0.5335		4.690	0.5465		4.288	0.04733	32.86	8.29
2/5/2019	Tuesday	23.30	0.04895	0.5175	<10	5.549	0.4583	<0.001	5.256	0.03456	35.44	8.88
2/6/2019	Wednesday	24.12	0.05364	0.6696		5.684	0.5020		4.911	0.04680	35.46	4.47
2/12/2019	Tuesday	23.93	0.3125	0.5232		4.892	0.6154		4.910	0.05094	34.71	9.44
2/13/2019	Wednesday	38.03	0.04145	0.5016		4.952	0.5721		3.390	0.06633	29.58	8.27
2/19/2019	Tuesday	22.97	0.05067	0.6140		5.107	0.6628		5.980	0.04054	39.03	7.38
2/20/2019	Wednesday	23.80	0.04735	0.6294		4.754	0.6266		6.520	0.03577	35.65	8.54
2/26/2019	Tuesday	24.14	0.05900	0.4944		4.259	0.5097		4.915	0.03907	33.24	5.62
2/27/2019	Wednesday	24.11	0.04726	0.4996		4.608	0.5613		6.616	0.03596	35.45	6.25
3/5/2019	Tuesday	22.54	0.03969	0.3921	<10	5.802	0.5429	0.00481	3.226	0.03379	36.68	8.02
3/6/2019	Wednesday	22.21	0.03956	0.6568		5.628	0.5231		4.441	0.03269	38.72	5.61
3/12/2019	Tuesday	24.04	0.03331	0.5612		4.551	0.5293		6.405	0.04795	39.29	6.89
3/13/2019	Wednesday	23.57	0.03395	0.6990		4.567	0.4535		9.784	0.03958	38.35	<8
3/19/2019	Tuesday	24.39	0.02630	0.9379		3.935	0.5419		7.435	0.04380	33.95	5.92
3/20/2019	Wednesday	24.33	0.02218	0.8903		3.825	0.5187		7.418	0.03819	33.30	5.53
3/26/2019	Tuesday	23.62	0.02903	0.6922		3.658	0.4777		6.032	0.05433	34.11	8.04
3/27/2019	Wednesday	23.08	0.02880	0.6705		3.651	0.4648		6.948	0.04203	34.93	5.80
4/2/2019	Tuesday	21.70	0.04844	0.5710	<10	4.376	0.5004	0.00244	5.998	0.04811	41.35	5.50
4/3/2019	Wednesday	28.43	0.03145	0.5470		4.117	0.4173		5.261	0.03526	38.14	<4
4/9/2019	Tuesday	25.76	0.04831	0.7959		4.702	0.5339		5.649	0.04614	36.03	<4
4/10/2019	Wednesday	22.13	0.02873	0.7636		4.120	0.4947		7.944	0.03535	37.06	<4
4/16/2019	Tuesday	24.06	0.02198	0.5674		3.509	0.4985		8.156	0.05030	32.02	4.17
4/17/2019	Wednesday	23.06	0.03395	0.4866		3.029	0.4947		10.21	0.03685	32.79	5.01
4/23/2019	Tuesday	34.56	<0.020	0.5585		3.786	0.5455		5.030	0.06723	30.22	<4
4/24/2019	Wednesday	31.83	0.02207	0.6692		4.346	0.6278		5.135	0.07206	28.91	4.42
4/30/2019	Tuesday	35.94	0.02462	0.5591		3.884	0.5282		4.765	0.05029	30.05	<4
5/1/2019	Wednesday	31.83	0.02160	0.4904		3.709	0.5129		4.652	0.04609	30.23	4.97
5/7/2019	Tuesday	28.98	0.02426	0.4360		3.086	0.5403	0.00262	4.872	0.04270	30.97	<4
5/8/2019	Wednesday	26.28	0.02384	0.5084		3.282	0.4571		5.406	0.02870	32.33	4.62
5/14/2019	Tuesday	29.01	0.02207	0.5033	<10	3.636	0.5052		3.440	0.04817	31.01	<4
5/15/2019	Wednesday	26.52	<0.020	0.4051		2.339	0.3471		4.283	0.02828	30.12	4.60
5/21/2019	Tuesday	24.56	0.02146	0.5125		3.953	0.4093		7.167	0.07843	34.38	6.53
5/22/2019	Wednesday	22.51	0.03066	0.5064		4.689	0.4153		7.697	0.05467	38.47	5.56
5/28/2019	Tuesday	24.74	0.03662	0.5963		5.788	0.6608		4.944	0.08449	40.29	6.42

**Bucklin Point Effluent Metals Cd - CN 2019**  
all analyses in ppb

Date	Day of the Week	Effluent Flow	Cd (ppb)	TTL Cr (ppb)	Hex Cr (ppb)	Cu (ppb)	Pb (ppb)	Hg (ppb)	Ni (ppb)	Ag (ppb)	Zn (ppb)	CN (ppb)
5/29/2019	Wednesday	23.99	0.03379	0.5696		5.904	0.6043		5.467	0.07653	40.06	6.70
6/4/2019	Tuesday	19.89	0.04250	0.7166	<10	6.305	0.6757	0.00572	6.440	0.07452	40.26	7.46
6/5/2019	Wednesday	20.24	0.03629	0.7509		5.437	0.6413		7.587	0.05963	38.45	8.28
6/11/2019	Tuesday	34.00	<0.020	0.5812		3.166	0.4603		3.878	0.04752	27.74	5.98
6/12/2019	Wednesday	20.91	0.02003	0.4975		2.755	0.4048		5.133	0.03253	34.48	<4
6/18/2019	Tuesday	22.21	<0.020	0.5893		2.874	0.4577		4.576	0.03103	31.96	<4
6/19/2019	Wednesday	19.96	<0.020	0.7426		2.472	0.5057		4.813	0.03016	30.94	<4
6/25/2019	Tuesday	22.87	<0.020	0.5524		2.847	0.4617		6.916	0.03082	30.43	<4
6/26/2019	Wednesday	18.95	<0.020	0.4811		2.615	0.3840		9.731	0.02432	32.58	<4
7/2/2019	Tuesday	17.65	0.02640	0.4354		3.489	0.5492		6.893	0.04469	41.51	<4
7/3/2019	Wednesday	16.57	0.02907	0.4945		3.297	0.5378		7.613	0.03333	42.42	<4
7/9/2019	Tuesday	16.19	0.03268	0.4522	<10	3.723	0.6125	0.00294	10.20	0.03326	39.94	<4
7/10/2019	Wednesday	16.34	0.02903	0.5087		3.586	0.6137		8.417	0.03617	38.13	<4
7/16/2019	Tuesday	16.04	0.04093	0.5602		4.926	0.7726		7.863	0.05120	47.94	<4
7/17/2019	Wednesday	22.05	0.03799	0.6888		4.744	0.6718		10.92	0.06033	40.55	<4
7/23/2019	Tuesday	27.56	0.02434	0.7661		6.043	0.6761		8.390	0.07159	34.18	<4
7/24/2019	Wednesday	18.23	0.03487	0.7828		5.399	0.6385		9.958	0.07053	37.21	<4
7/30/2019	Tuesday	16.28	0.03923	1.268		5.184	0.6722		6.514	0.07075	50.07	<4
7/31/2019	Wednesday	16.74	0.03551	2.184		4.277	0.6296		7.296	0.04303	43.70	<4
8/6/2019	Tuesday	16.10	0.04090	0.9005	<10	4.505	0.6572	0.00223	12.75	0.03106	45.73	4.01
8/7/2019	Wednesday	17.47	0.02774	1.141		4.547	0.6274		23.80	0.03318	40.04	4.57
8/13/2019	Tuesday	16.23	0.04586	0.8147		4.227	0.5458		7.196	0.02464	47.76	<4
8/14/2019	Wednesday	15.20	0.04827	0.6715		4.357	0.5707		8.665	0.02626	48.22	<4
8/20/2019	Tuesday	14.53	0.03542	0.5921		4.726	0.4867		10.68	0.02793	41.20	<4
8/21/2019	Wednesday	22.79	0.03484	0.6627		5.097	0.4976		11.96	0.03457	39.15	
8/22/2019	Thursday	17.55										<4
8/27/2019	Tuesday	14.89	0.03444	0.5970		4.524	0.4957		5.056	0.03187	45.93	<4
8/28/2019	Wednesday	24.38	0.03240	0.7027		6.159	0.5408		7.266	0.05234	39.60	<4
9/3/2019	Tuesday	16.04	0.03817	0.4173		5.443	0.4208		3.557	0.03794	40.17	<4
9/4/2019	Wednesday	16.07	0.04397	0.6760		5.761	0.5014		4.786	0.03695	46.25	4.58
9/10/2019	Tuesday	14.93	0.05191	0.6892	<10	6.941	0.5907	0.00183	6.463	0.03070	41.15	4.21
9/11/2019	Wednesday	14.97	0.03636	0.6223		4.767	0.4999		7.511	0.04103	39.86	4.13
9/17/2019	Tuesday	14.39	0.03749	0.7988		5.314	0.5367		9.163	0.03440	40.15	<4
9/18/2019	Wednesday	14.51	0.03213	0.8805		4.581	0.5308		7.994	0.03807	40.16	<4
9/24/2019	Tuesday	21.82	0.02967	1.019		5.525	0.5789		9.133	0.05686	35	<4
9/25/2019	Wednesday	13.95	0.03251	1.291		5.819	0.5930		10.84	0.06076	39.63	4.37
10/1/2019	Tuesday	14.88	0.04909	1.291		6.796	0.6865		7.827	0.07279	46.13	<4
10/2/2019	Wednesday	18.88	0.04061	0.9237		6.414	0.6532		7.356	0.08870	45.25	<4
10/8/2019	Tuesday	14.97	0.03597	0.6514	<10	4.803	0.6464	0.00248	6.173	0.06537	42.66	<4
10/9/2019	Wednesday	25.25	0.03104	0.8045		4.809	0.6405		6.652	0.06738	38.12	<4
10/15/2019	Tuesday	14.05	0.04588	0.5986		4.551	0.6912		5.438	0.04237	46.98	<8
10/16/2019	Wednesday	21.15	0.03138	0.6755		4.771	0.7715		9.683	0.06828	43.21	10.5
10/22/2019	Tuesday	16.18	0.03857	0.6238		4.990	0.6047		10.16	0.05004	40.09	<4
10/23/2019	Wednesday	22.29	0.04468	0.5994		5.097	0.4787		11.38	0.05377	32.34	<4
10/29/2019	Tuesday	17.14	0.04497	0.5206		4.041	0.4411		9.100	0.04786	38.84	<4
10/30/2019	Wednesday	18.12	0.05493	0.5499		4.993	0.4848		10.29	0.04674	40.33	<4

**Bucklin Point Effluent Metals Cd - CN 2019**  
all analyses in ppb

Date	Day of the Week	Effluent Flow	Cd (ppb)	TTL Cr (ppb)	Hex Cr (ppb)	Cu (ppb)	Pb (ppb)	Hg (ppb)	Ni (ppb)	Ag (ppb)	Zn (ppb)	CN (ppb)
11/5/2019	Tuesday	24.42	0.05833	0.5570	<10	7.533	0.4328	0.00162	6.420	0.04000	37.19	<4
11/6/2019	Wednesday	16.17	0.02751	0.8833		7.294	0.3418		5.957	0.05192	32.72	<4
11/12/2019	Tuesday	16.39	0.04616	0.4562		6.703	0.4234		5.594	0.04708	39.09	6.37
11/13/2019	Wednesday	14.99	0.03386	1.563		8.174	0.4726		12.96	0.05843	40.26	<4
11/19/2019	Tuesday	20.85	0.02761	0.6662		5.629	0.4027		10.65	0.06605	37.87	<4
11/20/2019	Wednesday	15.77	0.03105	0.7701		6.035	0.4205		10.78	0.06606	54.32	7.31
11/26/2019	Tuesday	16.52	0.02752	0.6323		6.156	0.3901		17.99	0.05484	36.26	<4
11/27/2019	Wednesday	19.61	0.03140	0.6239		7.282	0.4501		17.90	0.06267	43.97	4.38
12/3/2019	Tuesday	18.03	0.03647	0.8137	<10	6.794	0.3649	0.00256	6.421	0.06119	43.31	<4
12/4/2019	Wednesday	17.69	0.04399	0.9574		7.421	0.4119		8.887	0.06516	42.29	<4
12/10/2019	Tuesday	28.49	0.03224	0.6976		7.773	0.5604		6.345	0.3008	35.26	4.19
12/11/2019	Wednesday	26.80	0.03367	1.046		5.745	0.4912		10.75	0.2588	41.90	4.21
12/17/2019	Tuesday	33.70	0.03050	0.7596		6.924	0.6564		9.895	0.2464	36.62	<4
12/18/2019	Wednesday	24.87	0.02378	0.5824		5.018	0.4682		9.617	0.1453	33.24	<4
12/24/2019	Tuesday	21.51	0.04392	0.4926		5.365	0.4864		5.183	0.08214	40.10	<4
12/25/2019	Wednesday	20.28	0.03411	0.3372		4.244	0.3929		4.287	0.05670	34.72	<4
12/31/2019	Tuesday	28.05	0.02685	0.4424		5.469	0.4569		3.782	0.1785	34.69	4.24

**Bucklin Point Effluent Metals Al - Sn 2019**  
all analyses in ppb

Date	Day of the Week	Effluent Flow	Al (ppb)	Fe (ppb)	Se (ppb)	As (ppb)	Mo (ppb)	Sn (ppb)
1/1/2019	Tuesday	29.90	18.88		<1	<0.500	0.5426	
1/2/2019	Wednesday	25.34	20.43		<1	<0.500	0.6132	
1/8/2019	Tuesday	28.81	23.59	90.77	<1	0.5475	2.578	<5
1/9/2019	Wednesday	30.10	24.51		<1	0.5519	2.032	
1/15/2019	Tuesday	23.83	21.47		<1	0.5435	2.494	
1/16/2019	Wednesday	23.56	25.34		<1	0.5603	1.666	
1/22/2019	Tuesday	23.41	26.04		<1	0.5833	1.539	
1/23/2019	Wednesday	26.32	22.09		<1	0.5511	1.456	
1/29/2019	Tuesday	28.00	22.66		<1	0.5253	1.602	
1/30/2019	Wednesday	31.11	25.33		<1	0.5204	3.308	
2/5/2019	Tuesday	23.30	19.51	60.55	<1	0.5463	1.302	<5
2/6/2019	Wednesday	24.12	27.12		<1	0.5542	1.630	
2/12/2019	Tuesday	23.93	24		<1	0.5352	2.881	
2/13/2019	Wednesday	38.03	30.11		<1	0.5200	2.486	
2/19/2019	Tuesday	22.97	24.63		<1	0.5620	3.288	
2/20/2019	Wednesday	23.80	21.76		<1	0.5362	3.016	
2/26/2019	Tuesday	24.14	19.21		<1	0.5334	1.309	
2/27/2019	Wednesday	24.11	22.27		<1	0.5616	2.930	
3/5/2019	Tuesday	22.54	23.53	97.43	<1	0.5042	1.269	<5
3/6/2019	Wednesday	22.21	20.17		<1	0.5156	1.267	
3/12/2019	Tuesday	24.04	24.32		<1	0.5552	2.887	
3/13/2019	Wednesday	23.57	21.29		<1	0.5801	1.517	
3/19/2019	Tuesday	24.39	19.07		<1	0.5634	1.848	
3/20/2019	Wednesday	24.33	19.48		<1	0.5802	1.604	
3/26/2019	Tuesday	23.62	19.55		<1	0.5970	1.916	
3/27/2019	Wednesday	23.08	18.51		<1	0.6107	2.935	
4/2/2019	Tuesday	21.70	20.67	86.99	<1	0.5478	1.325	<5
4/3/2019	Wednesday	28.43	18.84		<1	0.5537	1.917	
4/9/2019	Tuesday	25.76	22.65		<1	0.6601	3.884	
4/10/2019	Wednesday	22.13	18.54		<1	0.6305	2.119	
4/16/2019	Tuesday	24.06	16.70		<1	0.5951	2.546	
4/17/2019	Wednesday	23.06	13.68		<1	0.5694	1.524	
4/23/2019	Tuesday	34.56	25.47		<1	0.5530	2.943	
4/24/2019	Wednesday	31.83	32.58		<1	0.5439	1.422	
4/30/2019	Tuesday	35.94	26.27		<1	0.6126	2.907	
5/1/2019	Wednesday	31.83	25.23		<1	0.6270	2.820	
5/7/2019	Tuesday	28.98	14.93	82.63	<1	0.5927	1.972	<5

**Bucklin Point Effluent Metals Al - Sn 2019**  
**all analyses in ppb**

Date	Day of the Week	Effluent Flow	Al (ppb)	Fe (ppb)	Se (ppb)	As (ppb)	Mo (ppb)	Sn (ppb)
5/8/2019	Wednesday	26.28	15.96		<1	0.5854	2.074	
5/14/2019	Tuesday	29.01	24.76		<1	0.5478	2.108	
5/15/2019	Wednesday	26.52	13.47		<1	<0.500	1.417	
5/21/2019	Tuesday	24.56	15.20		<1	0.6516	4.193	
5/22/2019	Wednesday	22.51	14.85		<1	0.5900	3.191	
5/28/2019	Tuesday	24.74	28.43		<1	0.5899	1.407	
5/29/2019	Wednesday	23.99	25.28		<1	0.6091	2.924	
6/4/2019	Tuesday	19.89	31.68	141.7	<1	0.7055	6.054	<5
6/5/2019	Wednesday	20.24	27.79		<1	0.6931	5.589	
6/11/2019	Tuesday	34.00	16.56		<1	0.5880	2.335	
6/12/2019	Wednesday	20.91	13.67		<1	0.5848	2.371	
6/18/2019	Tuesday	22.21	14.16		<1	0.6696	3.947	
6/19/2019	Wednesday	19.96	13.49		<1	0.6087	2.349	
6/25/2019	Tuesday	22.87	13.55		<1	0.6932	3.950	
6/26/2019	Wednesday	18.95	11.53		<1	0.7193	6.790	
7/2/2019	Tuesday	17.65	12.28		<1	0.6402	2.220	
7/3/2019	Wednesday	16.57	26.10		<1	0.6163	3.196	
7/9/2019	Tuesday	16.19	15.29	76.15	<1	0.6250	2.469	<5
7/10/2019	Wednesday	16.34	13.62		<1	0.6048	2.302	
7/16/2019	Tuesday	16.04	15.76		<1	0.6863	4.274	
7/17/2019	Wednesday	22.05	17.53		<1	0.6711	4.762	
7/23/2019	Tuesday	27.56	29.63		<1	0.7472	4.220	
7/24/2019	Wednesday	18.23	27.45		<1	0.7775	2.720	
7/30/2019	Tuesday	16.28	23.60		<1	0.6885	2.376	
7/31/2019	Wednesday	16.74	18.73		<1	0.6610	2.389	
8/6/2019	Tuesday	16.10	17.74	85.47	<1	0.6024	5.588	<5
8/7/2019	Wednesday	17.47	22.07		<1	0.6167	3.256	
8/13/2019	Tuesday	16.23	15.96		<1	0.5320	2.812	
8/14/2019	Wednesday	15.20	17.23		<1	0.5972	7.447	
8/20/2019	Tuesday	14.53	15.59		<1	0.5773	3.766	
8/21/2019	Wednesday	22.79	17.43		<1	0.6147	3.233	
8/27/2019	Tuesday	14.89	14.49		<1	0.6205	2.779	
8/28/2019	Wednesday	24.38	22.56		<1	0.6506	2.647	
9/3/2019	Tuesday	16.04	14.73		<1	0.5437	1.786	
9/4/2019	Wednesday	16.07	16.88		<1	0.5765	4.646	
9/10/2019	Tuesday	14.93	20.64	67.94	<1	0.5762	5.732	<5
9/11/2019	Wednesday	14.97	17.08		<1	0.6056	5.749	
9/17/2019	Tuesday	14.39	14.52		<1	0.6775	2.903	
9/18/2019	Wednesday	14.51	15.81		<1	0.7451	2.691	
9/24/2019	Tuesday	21.82	18.50		<1	0.6567	3.988	

**Bucklin Point Effluent Metals Al - Sn 2019**  
**all analyses in ppb**

Date	Day of the Week	Effluent Flow	Al (ppb)	Fe (ppb)	Se (ppb)	As (ppb)	Mo (ppb)	Sn (ppb)
9/25/2019	Wednesday	13.95	19.09		<1	0.7137	5.208	
10/1/2019	Tuesday	14.88	19.41		<1	0.6652	3.398	
10/2/2019	Wednesday	18.88	21.64		<1	0.6846	2.745	
10/8/2019	Tuesday	14.97	17.07	92.40	<1	0.6017	5.022	<5
10/9/2019	Wednesday	25.25	19.30		<1	0.5747	5.218	
10/15/2019	Tuesday	14.05	14.21		<1	0.5446	1.423	
10/16/2019	Wednesday	21.15	18.32		<1	0.5437	2.644	
10/22/2019	Tuesday	16.18	15.24		<1	0.6323	2.111	
10/23/2019	Wednesday	22.29	17.03		<1	0.6281	2.309	
10/29/2019	Tuesday	17.14	12.25		<1	0.6136	3.191	
10/30/2019	Wednesday	18.12	12.78		<1	0.6523	3.713	
11/5/2019	Tuesday	24.42	13.89	62.17	<1	0.6182	5.860	<5
11/6/2019	Wednesday	16.17	14.42		<1	0.6478	4.609	
11/12/2019	Tuesday	16.39	13.12		<1	0.5634	1.846	
11/13/2019	Wednesday	14.99	15.77		<1	0.5798	3.021	
11/19/2019	Tuesday	20.85	20.74		<1	0.5490	3.976	
11/20/2019	Wednesday	15.77	19.78		<1	0.5437	2.750	
11/26/2019	Tuesday	16.52	15.23		<1	0.6006	4.140	
11/27/2019	Wednesday	19.61	18.24		<1	0.6095	4.350	
12/3/2019	Tuesday	18.03	16.46	72.01	<1	0.5460	2.286	<5
12/4/2019	Wednesday	17.69	17.58		<1	0.5554	2.114	
12/10/2019	Tuesday	28.49	32.33		<1	0.5633	1.824	
12/11/2019	Wednesday	26.80	23.21		<1	0.5929	1.844	
12/17/2019	Tuesday	33.70	36.47		<1	0.5539	1.249	
12/18/2019	Wednesday	24.87	24.85		<1	<0.500	1.500	
12/24/2019	Tuesday	21.51	17.16		<1	0.5578	0.8634	
12/25/2019	Wednesday	20.28	13.15		<1	0.5368	0.6178	
12/31/2019	Tuesday	28.05	25.85		<1	0.5468	3.006	

**Bucklin Point Monthly Average, Minimum, and Maximum Effluent Metal Values 2019**  
all results in nnb

Date		Flow (MGD)	Cd	TTL Cr	Hex Cr	Cu	Pb	Hg (ppt)	Ni	Ag	Zn	CN
January	Average	27.97	0.05	0.54	10.00	5.83	0.51	2.63	3.96	0.05	34.31	6.54
	Minimum	22.21	0.04	0.38	10.00	4.43	0.42	2.63	3.35	0.04	30.46	4.00
	Maximum	41.56	0.06	0.68	10.00	8.01	0.60	2.63	4.51	0.05	38.79	9.42
February	Average	25.59	0.08	0.56	10.00	4.98	0.56	1.00	5.31	0.04	34.82	7.36
	Minimum	22.52	0.04	0.49	10.00	4.26	0.46	1.00	3.39	0.03	29.58	4.47
	Maximum	38.03	0.31	0.67	10.00	5.68	0.66	1.00	6.62	0.07	39.03	9.44
March	Average	24.98	0.03	0.69	10.00	4.45	0.51	4.81	6.46	0.04	36.17	6.73
	Minimum	21.29	0.02	0.39	10.00	3.65	0.45	4.81	3.23	0.03	33.30	5.53
	Maximum	34.32	0.04	0.94	10.00	5.80	0.54	4.81	9.78	0.05	39.29	8.04
April	Average	28.02	0.03	0.61	10.00	3.99	0.52	2.44	6.46	0.05	34.06	4.34
	Minimum	21.07	0.02	0.49	10.00	3.03	0.42	2.44	4.77	0.04	28.91	4.00
	Maximum	39.11	0.05	0.80	10.00	4.70	0.63	2.44	10.21	0.07	41.35	5.50
May	Average	26.63	0.03	0.50	10.00	4.04	0.49	2.62	5.33	0.05	34.21	5.27
	Minimum	20.25	0.02	0.41	10.00	2.34	0.35	2.62	3.44	0.03	30.12	4.00
	Maximum	34.48	0.04	0.60	10.00	5.90	0.66	2.62	7.70	0.08	40.29	6.70
June	Average	21.27	0.02	0.61	10.00	3.56	0.50	5.72	6.13	0.04	33.36	5.22
	Minimum	17.45	0.02	0.48	10.00	2.47	0.38	5.72	3.88	0.02	27.74	4.00
	Maximum	34.00	0.04	0.75	10.00	6.31	0.68	5.72	9.73	0.07	40.26	8.28
July	Average	17.82	0.03	0.81	10.00	4.47	0.64	2.94	8.41	0.05	41.57	4.00
	Minimum	15.22	0.02	0.44	10.00	3.30	0.54	2.94	6.51	0.03	34.18	4.00
	Maximum	27.56	0.04	2.18	10.00	6.04	0.77	2.94	10.92	0.07	50.07	4.00
August	Average	16.51	0.04	0.76	10.00	4.77	0.55	2.23	10.92	0.03	43.45	4.07
	Minimum	14.46	0.03	0.59	10.00	4.23	0.49	2.23	5.06	0.02	39.15	4.00
	Maximum	24.38	0.05	1.14	10.00	6.16	0.66	2.23	23.80	0.05	48.22	4.57
September	Average	15.56	0.04	0.80	10.00	5.52	0.53	1.83	7.43	0.04	40.30	4.16
	Minimum	13.50	0.03	0.42	10.00	4.58	0.42	1.83	3.56	0.03	35.00	4.00
	Maximum	23.30	0.05	1.29	10.00	6.94	0.59	1.83	10.84	0.06	46.25	4.58
October	Average	16.86	0.04	0.72	10.00	5.13	0.61	2.48	8.41	0.06	41.40	5.05
	Minimum	13.20	0.03	0.52	10.00	4.04	0.44	2.48	5.44	0.04	32.34	4.00
	Maximum	27.25	0.05	1.29	10.00	6.80	0.77	2.48	11.38	0.09	46.98	10.50
November	Average	17.06	0.04	0.77	10.00	6.85	0.42	1.62	11.03	0.06	40.21	4.76
	Minimum	14.43	0.03	0.46	10.00	5.63	0.34	1.62	5.59	0.04	32.72	4.00
	Maximum	31.31	0.06	1.56	10.00	8.17	0.47	1.62	17.99	0.07	54.32	7.31
December	Average	23.70	0.03	0.68	10.00	6.08	0.48	2.56	7.24	0.15	38.01	4.07
	Minimum	16.02	0.02	0.34	10.00	4.24	0.36	2.56	3.78	0.06	33.24	4.00
	Maximum	39.73	0.04	1.05	10.00	7.77	0.66	2.56	10.75	0.30	43.31	4.24

## Bucklin Point Effluent Loading Summary 2019

Bucklin Point monthly mean effluent concentration (ppb)

Month	Mean Eff Flow (MGD)	Cd	Total Cr	Hex Cr**	Cu	Pb	Hg	Ni	Ag	Zn	Total Cyanide	Total Metals*
January	27.97	0.05	0.54	10.00	5.83	0.51	0.0026	3.96	0.05	34.31	6.54	45.25
February	25.59	0.08	0.56	10.00	4.98	0.56	0.0010	5.31	0.04	34.82	7.36	46.35
March	24.98	0.03	0.69	10.00	4.45	0.51	0.0048	6.46	0.04	36.17	6.73	48.35
April	28.02	0.03	0.61	10.00	3.99	0.52	0.0024	6.46	0.05	34.06	4.34	45.72
May	26.63	0.03	0.50	10.00	4.04	0.49	0.0026	5.33	0.05	34.21	5.27	44.65
June	21.27	0.02	0.61	10.00	3.56	0.50	0.0057	6.13	0.04	33.36	5.22	44.23
July	17.82	0.03	0.81	10.00	4.47	0.64	0.0029	8.41	0.05	41.57	4.00	55.98
August	16.51	0.04	0.76	10.00	4.77	0.55	0.0022	10.92	0.03	43.45	4.07	60.52
September	15.56	0.04	0.80	10.00	5.52	0.53	0.0018	7.43	0.04	40.30	4.16	54.66
October	16.86	0.04	0.72	10.00	5.13	0.61	0.0025	8.41	0.06	41.40	5.05	56.37
November	17.06	0.04	0.77	10.00	6.85	0.42	0.0016	11.03	0.06	40.21	4.76	59.38
December	23.70	0.03	0.68	10.00	6.08	0.48	0.0026	7.24	0.15	38.01	4.07	52.67

\*Total Metals = Sum of Monthly Average Metals Concentrations (Cd, Cr, Cu, Pb, Hg, Ni, Ag, Zn)

\*\*Hexavalent Chromium is generally measured as non-detectable at the detection limit of 10 ppb

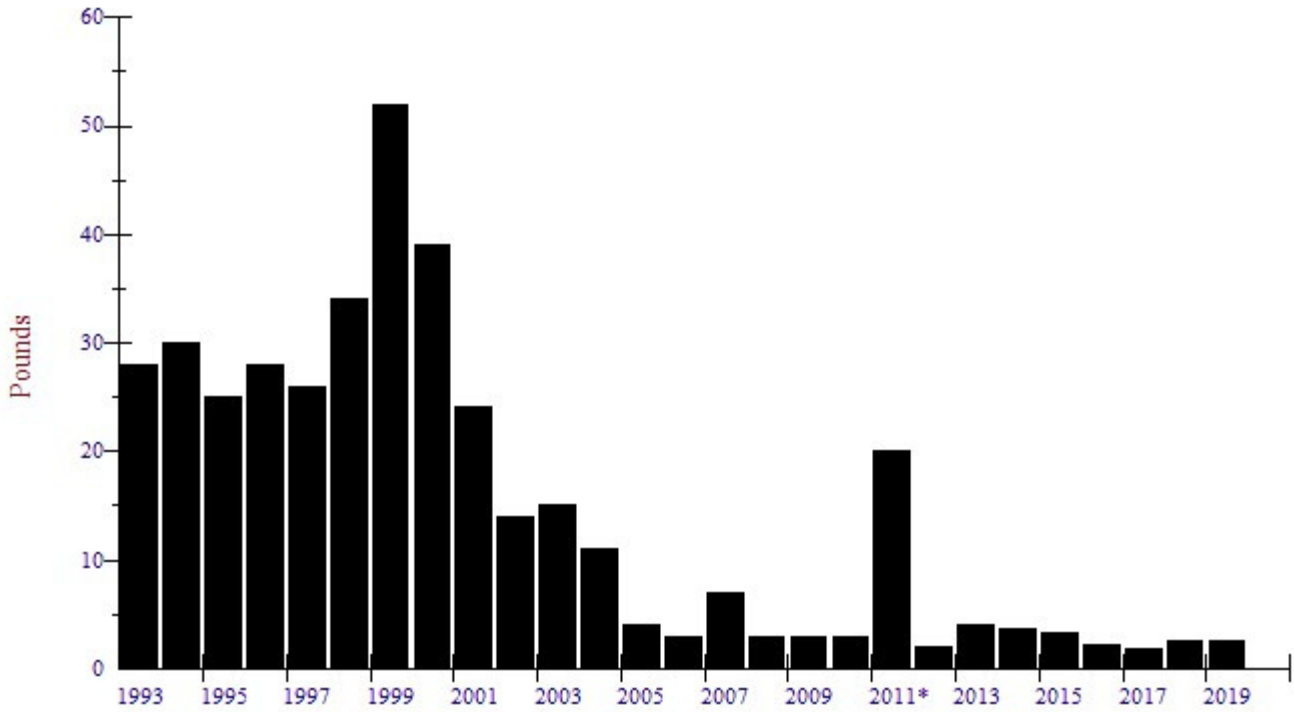


Bucklin Point Effluent Loading Data  
Effluent loading (lbs/year)

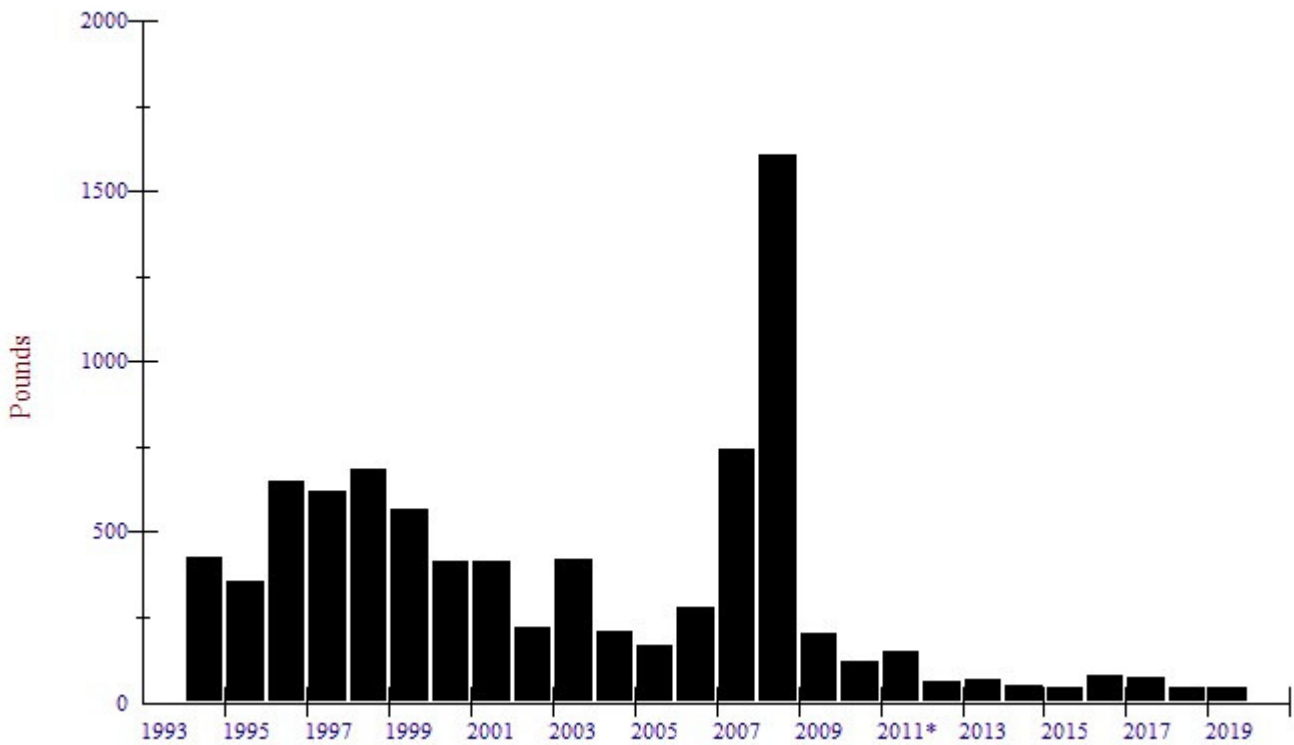
Year	Cadmium	Chromium	Copper	Lead	Mercury	Nickel	Silver	Zinc
1993	28		1927	645	9.13	3764	157	4664
1994	30	426	2156	464	25.92	2809	134	4142
1995	25	354	1169	283	21.17	2002	91	3007
1996	28	652	1469	308	6.94	1939	166	3388
1997	26	618	1488	296	6.57	2178	178	3546
1998	34	682	1790	275	8.40	2801	208	3800
1999	52	569	1424	303	5.84	2485	228	3616
2000	39	415	1556	385	7.67	3158	184	4549
2001	24	412	1549	270	6.94	2965	131	3621
2002	14	218	1217	155	2.13	2077	130	2690
2003	15	420	1117	143	1.20	2037	100	3084
2004	11	211	1116	192	1.80	2580	77	2864
2005	4	168	644	129	1.92	1823	28	3078
2006	3	277	615	71	0.71	1280	20	2768
2007	7	743	577	112	0.79	1185	13	2452
2008	3	1609	705	60	0.37	1125	10	2231
2009	3	204	626	64	0.25	736	5	2023
2010	3	118	663	51	2.08	517	4	2202
2011*	20	149	552	162	0.27	465	32	2266
2012	2	59	480	24	0.19	609	4	1893
2013	4	68	622	51	0.44	515	8	2333
2014	4	51	574	40	0.28	462	5	2468
2015	3	45	435	27	0.23	370	3	2025
2016	2	81	325	30	0.22	391	6	2077
2017	2	72	286	28	0.21	394	4	2064
2018	3	46	325	35	0.20	337	4	2411
2019	3	43	327	35	0.19	459	4	2460

\* In 2011, several samples for Ca, Cr, Pb, and Ag had to be analyzed on equipment with higher detection limits, resulting in an increase in loadings that was not actually reflective of what was being discharged at Bucklin Point.

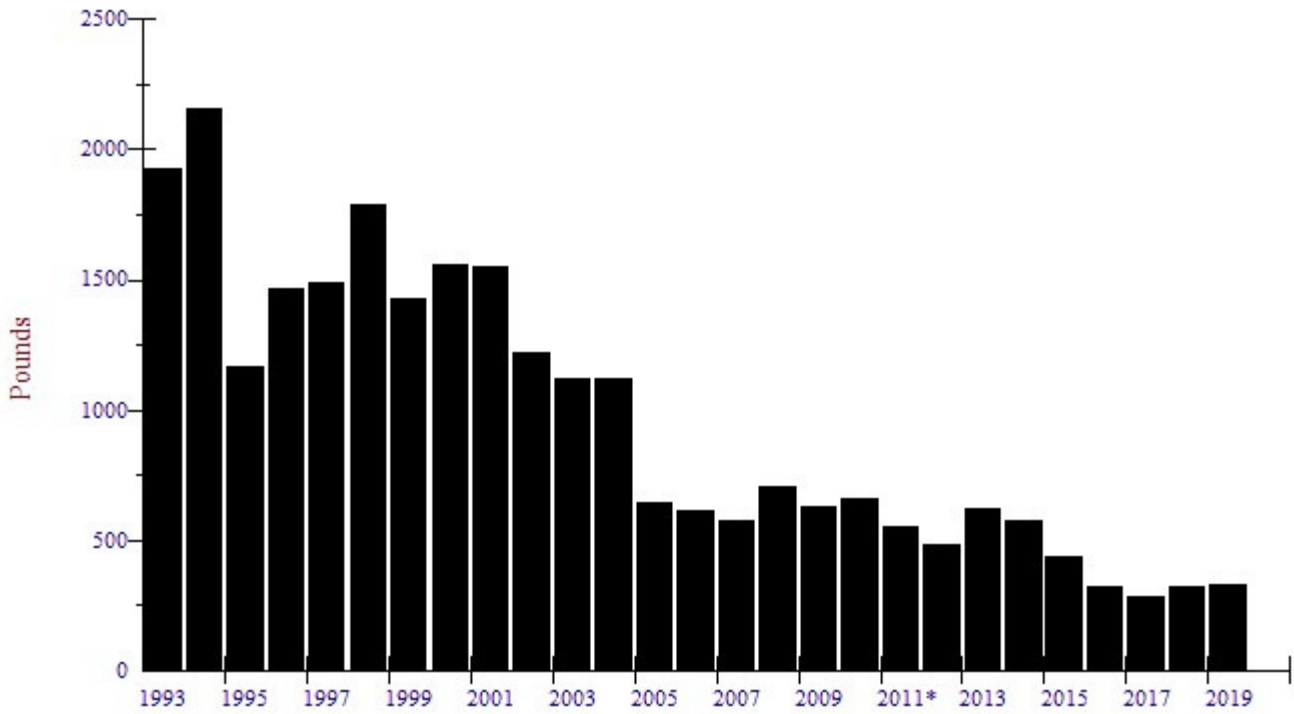
**Bucklin Point Effluent Cadmium Loading**



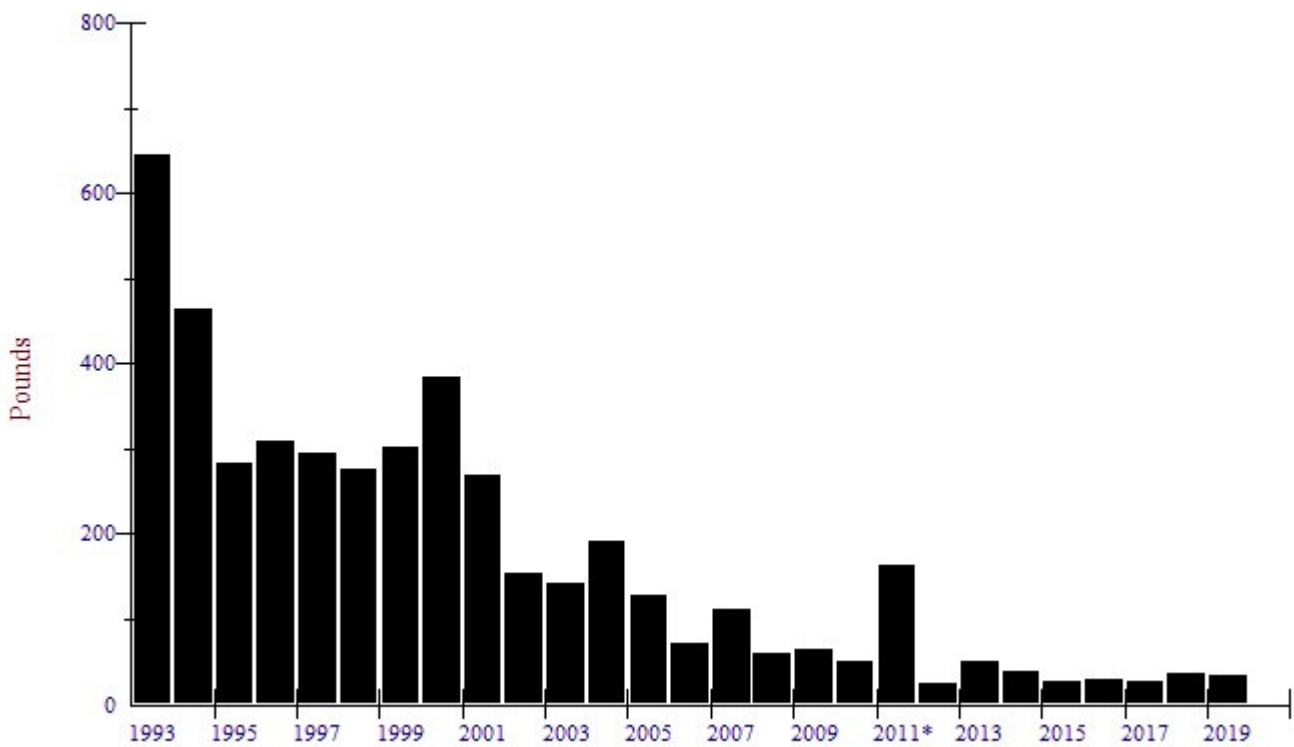
**Bucklin Point Effluent Chromium Loading**



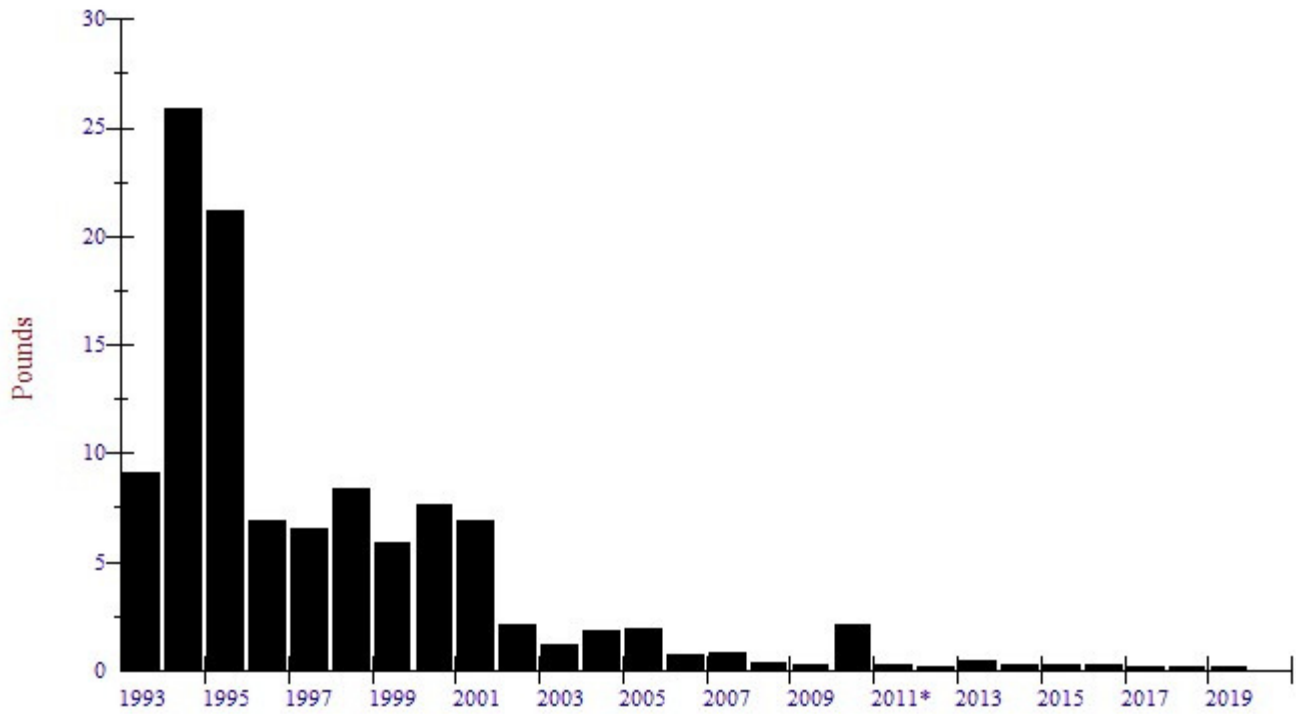
**Bucklin Point Effluent Copper Loading**



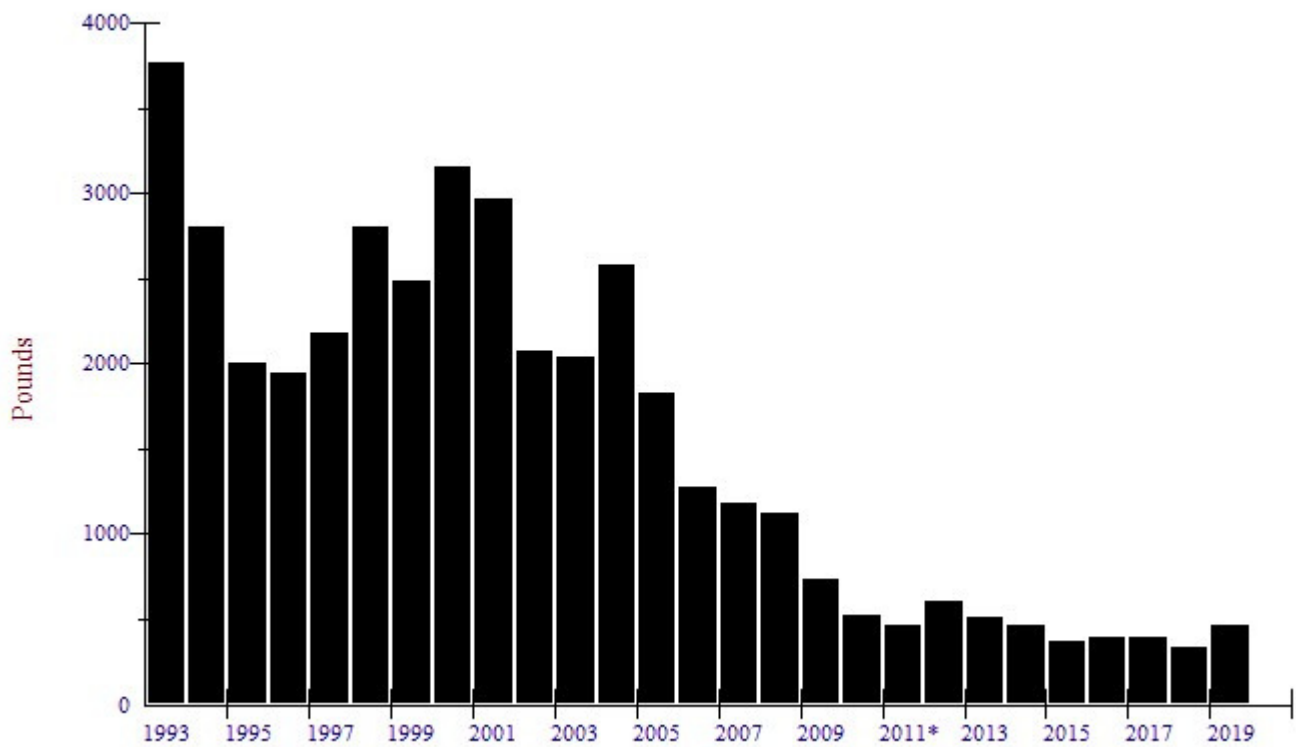
**Bucklin Point Effluent Lead Loading**



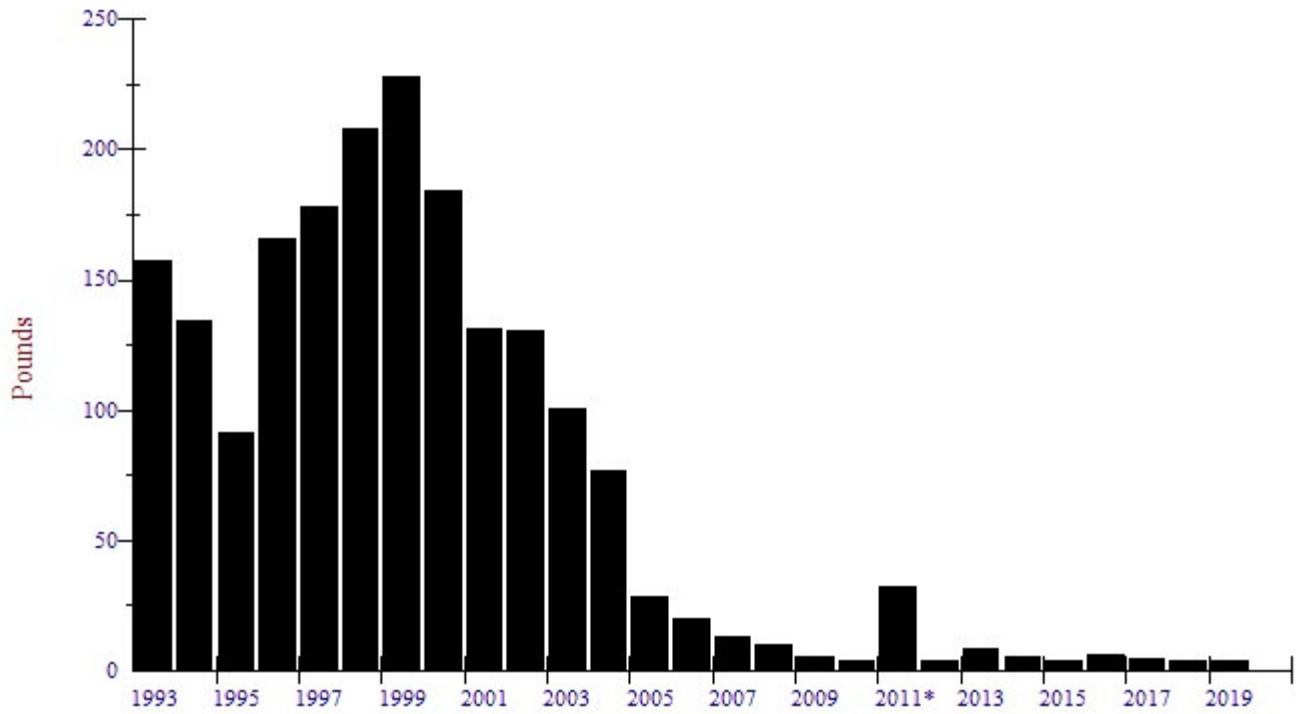
**Bucklin Point Effluent Mercury Loading**



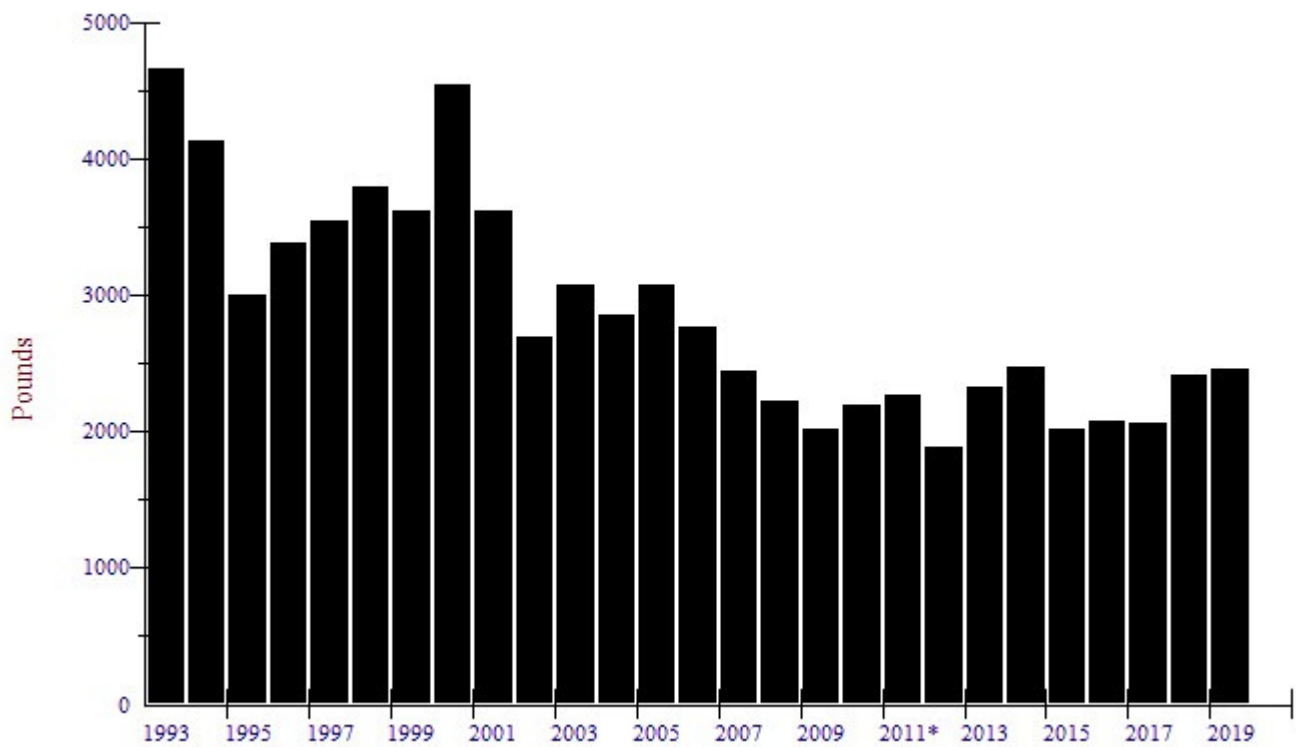
**Bucklin Point Effluent Nickel Loading**



**Bucklin Point Effluent Silver Loading**



**Bucklin Point Effluent Zinc Loading**



***EFFLUENT DISSOLVED  
METALS DATA  
  
BUCKLIN POINT***

**Bucklin Point Dissolved Metals 2019**  
**all analyses in ppb**  
**MDL = method detection limit**

Date	Cd	Cd MDL	Cr	Cr MDL	Cu	Cu MDL	Pb	Pb MDL	Ni	Ni MDL	Ag	Ag MDL	Zn	Zn MDL	Al	Al MDL	Fe	Fe MDL
01/08/2019	0.03662	0.02	0.499	0.30	3.462	0.30	<0.300	0.30	3.412	0.30	<0.020	0.02	31.65	5.00	7.221	5.00	29.31	5.00
02/05/2019	0.04865	0.02	0.685	0.30	4.527	0.30	0.3429	0.30	5.106	0.30	<0.020	0.02	35.40	5.00	9.997	5.00	30.80	5.00
03/05/2019	0.02970	0.02	0.594	0.30	4.191	0.30	0.3039	0.30	2.955	0.30	<0.020	0.02	33.71	5.00	7.364	5.00	38.68	5.00
04/02/2019	0.03823	0.02	0.630	0.30	2.940	0.30	<0.300	0.30	5.834	0.30	<0.020	0.02	41.73	5.00	9.081	5.00	37.82	5.00
05/07/2019	<0.020	0.02	0.604	0.30	1.928	0.30	<0.300	0.30	4.713	0.30	<0.020	0.02	29.69	5.00	5.389	5.00	41.46	5.00
06/04/2019	0.02736	0.02	0.697	0.30	3.016	0.30	0.3236	0.30	6.403	0.30	<0.020	0.02	37.76	5.00	6.455	5.00	44.83	5.00
07/09/2019	0.02624	0.02	0.663	0.30	2.652	0.30	0.4995	0.30	9.941	0.30	<0.020	0.02	38.63	5.00	7.727	5.00	30.19	5.00
08/06/2019	0.03781	0.02	1.094	0.30	3.467	0.30	0.5628	0.30	13.10	0.30	<0.020	0.02	47.65	5.00	11.24	5.00	24.18	5.00
09/10/2019	0.04461	0.02	0.825	0.30	5.040	0.30	0.4060	0.30	6.120	0.30	<0.020	0.02	40.46	5.00	14.66	5.00	33.74	5.00
10/08/2019	0.03123	0.02	0.716	0.30	3.503	0.30	0.4746	0.30	5.858	0.30	0.03019	0.02	40.68	5.00	8.629	5.00	34.97	5.00
11/05/2019	0.03609	0.02	0.764	0.30	5.776	0.30	0.3079	0.30	5.589	0.30	<0.020	0.02	33.85	5.00	6.746	5.00	32.57	5.00
12/03/2019	0.03672	0.02	1.051	0.30	5.710	0.30	<0.300	0.30	6.149	0.30	0.02631	0.02	43.05	5.00	8.698	5.00	43.23	5.00

	Cd	Cr	Cu	Pb	Ni	Ag	Zn	Al	Fe
<b>yearly average concentration</b>	<0.03	0.74	3.85	<0.37	6.27	<0.02	37.86	8.60	35.15
<b>yearly median concentration</b>	0.04	0.69	3.49	0.32	5.85	<0.02	38.20	8.18	34.36
<b>yearly minimum concentration</b>	<0.020	0.4988	1.928	<0.300	2.955	<0.020	29.69	5.389	24.18
<b>yearly maximum concentration</b>	0.04865	1.094	5.776	0.5628	13.10	0.03019	47.65	14.66	44.83

***BIOASSAY DATA***

***BUCKLIN POINT***



## Bucklin Point WWTF Bioassay Results - 2019

<b>Bucklin Point WWTF Bioassay Results - 2019</b>						
<i>Americamysis bahia</i>						
<b>Acute</b>	<b>1st Quarter, 2019</b>			<b>2nd Quarter, 2019</b>		
<b>Test</b>	<b>Result (%)</b>	<b>Permit Limit (%)</b>	<b>Pass Y/N</b>	<b>Result (%)</b>	<b>Permit Limit (%)</b>	<b>Pass Y/N</b>
LC 50	>100	>100%	Y	>100	>100%	Y
A-NOEC	100	N/A**	N/A	100	N/A**	N/A
	<b>3rd Quarter, 2019</b>			<b>4th Quarter, 2019</b>		
<b>Test</b>	<b>Result (%)</b>	<b>Permit Limit (%)</b>	<b>Pass Y/N</b>	<b>Result (%)</b>	<b>Permit Limit (%)</b>	<b>Pass Y/N</b>
LC 50	>100	>100%	Y	>100	>100%	Y
A-NOEC	100	N/A**	N/A	100	N/A**	N/A

\* NOTE - % indicates Percent Effluent

\*\* No permit limit exists for A-NOEC

LC 50 duration.

A-NOEC No observable effect concentration: Highest concentration of the effluent in which 90% or more of the test animals survive.

Acute Test Continuous exposure to effluent for 48 hours

NC Not Calculated

<b>Bucklin Point WWTF Bioassay Results - 2019</b>						
<i>Arbacia punctulata</i>						
<b>Chronic</b>	<b>1st Quarter, 2019</b>			<b>2nd Quarter, 2019</b>		
<b>Test</b>	<b>Result (%)</b>	<b>Permit Limit (%)</b>	<b>Pass Y/N</b>	<b>Result (%)</b>	<b>Permit Limit (%)</b>	<b>Pass Y/N</b>
C-NOEC	100	50	Y	100	50	Y
	<b>3rd Quarter, 2019</b>			<b>4th Quarter, 2019</b>		
<b>Test</b>	<b>Result (%)</b>	<b>Permit Limit (%)</b>	<b>Pass Y/N</b>	<b>Result (%)</b>	<b>Permit Limit (%)</b>	<b>Pass Y/N</b>
C-NOEC	50	50	Y	100	50	Y

\* NOTE - % indicates Percent Effluent

C-NOEC Highest concentration of effluent with no observed effect on fertilization rates.

Chronic test Tests for sublethal effects of effluent on specifically on fertilization rates of *A. punctulata* eggs. Exposure rate is 60 minutes.

***OIL AND GREASE DATA***

***BUCKLIN POINT***

## Oil & Grease Data 2019

### Bucklin Point Oil & Grease 2019

Date	Influent Flow	Effluent Flow	Influent Average	Effluent Average
	MGD	MGD	ppm	ppm
1/8/2019	28.81	28.81	17.23	<4.00
2/5/2019	23.30	23.30	19.95	<4.00
3/5/2019	22.54	22.54	25.12	<4.00
4/3/2019	33.37	28.43	21.33	<4.00
5/7/2019	28.98	28.98	9.59	<4.00
6/4/2019	19.89	19.89	15.94	<4.00
7/9/2019	16.19	16.19	23.17	<4.00
8/6/2019	16.10	16.10	25.31	<4.00
9/10/2019	14.93	14.93	20.90	<4.00
10/8/2019	14.97	14.97	29.60	<4.00
11/5/2019	26.16	24.42	23.98	<4.00
12/3/2019	18.03	18.03	23.11	<4.00

***CBOD, TSS, ENTEROCOCCI,  
AND FECAL COLIFORM DATA***

***BUCKLIN POINT***

## Bucklin Point 2019 Wastewater Treatment Plant TSS, CBOD and Bacteria Data

Date	Enterococci Bacteria (MPN/100mL)	Fecal Coliform Bacteria (MPN/100mL)	Influent Flow (MGD)	Raw Influent TSS (mg/L)	Raw Influent CBOD (mg/L)	Final Effluent TSS (mg/L)	Final Effluent CBOD (mg/L)
1/1/2019	5.0	4.0	43.94	87	118.53	7.3333	<2
1/2/2019	8.7	5.9	25.34	80	198.56	7.4666	<2
1/3/2019	10.1	110.0	25.79	91	156.19	5.7500	<2
1/4/2019	5.0	2.0	24.71	90	165.19	5.7000	<2
1/5/2019	14.3	21.0	61.31	91	132.50	10	2.39
1/6/2019	5.0	4.5	30.67	60	78.73	7.4000	2.73
1/7/2019	5.0	2.0	28.15	76.500	136.83	8.4667	2.19
1/8/2019	5.0	6.8	28.81	76	167.80	7.4375	2.05
1/9/2019	10.0	7.6	30.10	98	167.66	7.3125	2.11
1/10/2019	5.0	2.0	26.85	67	142.35	4.5000	<2
1/11/2019	5.0	4.5	25.22	89	149.29	5.5500	<2
1/12/2019	5.0	4.5	24.55	89	187.23	5.9375	<2
1/13/2019	5.0	2.0	24.84	76	142.68	5.7333	<2
1/14/2019	5.0	11.0	24.80	104	160.32	4.4000	<2
1/15/2019	5.0	23.0	23.83	116	152.01	5.4500	<2
1/16/2019	9.2	3.9	23.56	108	168.65	5.7500	2.02
1/17/2019	5.0	2.0	22.21	112	156.65	6.1000	<2
1/18/2019	5.0	2.0	22.66	112	171.24	5.2500	<2
1/19/2019	5.0	2.0	22.46	108.50	176.12	5.5500	<2
1/20/2019	8.8	11.0	59.29	120	135.71	9.7000	2.48
1/21/2019	5.0	2.0	24.57	68.500	121.46	8.1250	2.88
1/22/2019	5.0	7.8	23.41	84.500	152.97	6.6000	<2
1/23/2019	6.3	31.8	26.32	85	203.61	6	<2
1/24/2019	5.0	7.8	69.79	111	111.50	11.250	2.20
1/25/2019	8.7	7.8	39.36	69	79.67	14	2.93
1/26/2019	7.1	2.0	32.12	54	114.99	9.2001	2.29
1/27/2019	5.0	7.8	30.23	70	89.99	5.5000	<2
1/28/2019	5.0	3.7	27.94	74	115.95	4.8000	<2
1/29/2019	8.7	1.8	28.00	83	216.69	7.1500	2.14
1/30/2019	5.0	3.0	31.11	101	170.64	7.6000	2.09
1/31/2019	10.0	7.8	25.47	76	161.78	6	<2
2/1/2019	6.0	2.0	25.07	73	152.43	4.9500	<2
2/2/2019	12.7	6.8	24.97	83.500	143.66	5.2500	<2
2/3/2019	7.1	4.5	25.44	83.500	174.21	5.1428	<2
2/4/2019	5.0	4.5	23.98	96.500	157.95	3.8571	<2
2/5/2019	5.0	4.5	23.30	109	212.71	3.6875	<2
2/6/2019	6.3	2.0	24.12	107	173.04	7	<2
2/7/2019	8.7	6.8	31.49	109	174.31	5.0500	<2
2/8/2019	5.0	4.5	27.27	120	167.73	5.4000	<2
2/9/2019	5.0	2.0	23.08	88	165.11	5.2000	<2
2/10/2019	5.0	7.8	22.95	87.500	163.55	4.5000	<2
2/11/2019	5.0	2.0	22.52	92.500	196.07	4.6429	<2
2/12/2019	5.0	2.0	23.93	114	209.16	7.5000	<2
2/13/2019	7.6	3.0	47.81	132	189.42	8.6000	2.28
2/14/2019	9.3	2.0	23.81	85	163.55	5.6000	<2
2/15/2019	6.0	9.2	29.09	104	167.25	6.0500	<2
2/16/2019	6.0	4.5	23.68	96	152.58	4.6000	<2
2/17/2019	7.1	2.0	23.06	79.500	184.25	4.5000	<2
2/18/2019	10.0	2.0	25.12	88.500	182.28	3.8571	<2
2/19/2019	5.0	4.5	22.97	95	206.75	5.6429	<2
2/20/2019	8.7	5.6	23.80	109	204.79	4.7143	<2
2/21/2019	20.1	2.0	31.31	150	195.76	5.4000	<2
2/22/2019	7.1	2.0	23.96	90	152.47	7.7000	2.02
2/23/2019	5.0	4.5	23.13	98.500	223.07	5.2142	<2

## Bucklin Point 2019 Wastewater Treatment Plant TSS, CBOD and Bacteria Data

Date	Enterococci Bacteria (MPN/100mL)	Fecal Coliform Bacteria (MPN/100mL)	Influent Flow (MGD)	Raw Influent TSS (mg/L)	Raw Influent CBOD (mg/L)	Final Effluent TSS (mg/L)	Final Effluent CBOD (mg/L)
2/24/2019	5.0	2.0	42.20	117	172.90	6	<2
2/25/2019	5.0	2.0	25.54	98	144.92	5.3000	2.05
2/26/2019	5.0	2.0	24.14	95.500	150.97	4.9285	<2
2/27/2019	5.0	2.0	24.11	107.50	166.94	5.2857	<2
2/28/2019	5.0	4.0	24.05	107	175.54	4.2000	<2
3/1/2019	5.0	2.0	22.80	98.500	194.10	5.4000	<2
3/2/2019	8.8	6.8	25.45	104.50	175.22	5.3000	<2
3/3/2019	5.0	4.5	24.15	85	156.86	6.7000	<2
3/4/2019	7.1	2.0	25.87	94	161.10	5.0500	2.01
3/5/2019	8.8	4.5	22.54	93	167.67	6.1000	2.07
3/6/2019	5.0	3.0	22.21	97	165.06	5.8000	2.16
3/7/2019	8.8	2.0	21.65	98	191.72	5.0500	<2
3/8/2019	7.1	2.0	21.29	123	197.16	5.1500	<2
3/9/2019	5.0	7.8	21.63	119	145.82	4.3000	<2
3/10/2019	5.0	2.0	34.10	115	157.25	6.6428	2.14
3/11/2019	10.0	7.8	29.86	103.50	140.68	8.2857	3.36
3/12/2019	5.0	7.8	24.04	80	132.42	6.0833	2.19
3/13/2019	6.3	5.9	23.57	91.500	148.17	6	<2
3/14/2019	5.0	2.0	25.41	89	160.19	5.3000	2.08
3/15/2019	5.0	2.0	29.38	105.50	196.91	5.7500	2.52
3/16/2019	5.0	4.5	27.55	128	212.88	6.7857	2.18
3/17/2019	7.1	2.0	25.32	76	177.11	6.5000	2.41
3/18/2019	7.1	7.8	24.67	86.500	168.60	5.2857	2.06
3/19/2019	5.0	2.0	24.39	102.50	183.86	5.3572	2.06
3/20/2019	6.3	4.2	24.33	105.50	174.68	6.2500	2.21
3/21/2019	5.0	6.8	24.49	106	179.12	7.6000	2.84
3/22/2019	12.2	4.0	51.47	135	159.05	10.800	2.82
3/23/2019	5.0	4.5	26.58	72.500	117.13	8.6000	2.36
3/24/2019	7.1	11.0	25.44	84.500	165.44	5.6429	2.16
3/25/2019	5.0	23.0	24.54	81	156.95	6.2143	2.31
3/26/2019	5.0	2.0	23.62	108.50	191.04	5.3572	<2
3/27/2019	9.2	4.9	23.08	116	184.12	5.0500	<2
3/28/2019	5.0	4.5	23.44	109.50	134.40	4.6500	<2
3/29/2019	5.0	6.8	24.78	117.50	137.58	4.1500	<2
3/30/2019	5.0	4.5	22.67	105	120.30	5.8000	<2
3/31/2019	12.4	2.0	25.16	99	220.71	6.8000	2.04
4/1/2019	7.1	4.5	21.64	120	205.40	4.8500	<2
4/2/2019	5.0	4.0	21.70	126	183.69	5.5500	<2
4/3/2019	10.2	12.0	33.37	122	178.05	4.7857	2.04
4/4/2019	10.0	7.8	21.07	110	188.71	4.8000	<2
4/5/2019	7.1	4.5	21.84	145	234.11	5.2500	<2
4/6/2019	5.0	4.5	24.96	111	192.44	4.4286	<2
4/7/2019	5.0	10.0	21.22	97	183.84	5.3000	<2
4/8/2019	10.1	17.0	38.38	118	185.25	4.8500	2.56
4/9/2019	12.2	2.0	25.76	105	193.17	5.2000	2.61
4/10/2019	9.1	5.9	22.13	97	188.20	4.2500	<2
4/11/2019	7.1	2.0	22.11	109	210.09	4.8000	<2
4/12/2019	5.0	7.8	23.34	123	228.85	6.2000	2.51
4/13/2019	8.8	23.0	37.31	130	187.66	5.7142	2.36
4/14/2019	7.1	2.0	25.00	96.500	185.18	6.5833	2.54
4/15/2019	7.1	17.0	35.28	136	179.89	8	3.02
4/16/2019	5.0	4.5	24.06	110	216.33	4.0500	<2
4/17/2019	5.0	5.9	23.06	85	204.73	2.8500	2.07
4/18/2019	7.1	7.8	24.58	108	190.16	4.0500	<2
4/19/2019	5.0	2.0	24.46	122	198.60	5.0714	2.22
4/20/2019	8.8	2.0	33.76	161	255.66	9.9000	2.73

## Bucklin Point 2019 Wastewater Treatment Plant TSS, CBOD and Bacteria Data

Date	Enterococci Bacteria (MPN/100mL)	Fecal Coliform Bacteria (MPN/100mL)	Influent Flow (MGD)	Raw Influent TSS (mg/L)	Raw Influent CBOD (mg/L)	Final Effluent TSS (mg/L)	Final Effluent CBOD (mg/L)
4/21/2019	8.8	13.0	29.73	92.500	135.87	6.1667	2.12
4/22/2019	7.1	2.0	50.64	95	176.28	10.200	2.65
4/23/2019	5.0	110.0	41.22	84	98.82	7.5000	2.25
4/24/2019	7.9	3.0	31.83	91	149.76	10.300	2.95
4/25/2019	7.1	7.8	28.75	81	147.51	7.2000	2.31
4/26/2019	5.0	4.5	40.04	96	146.10	8.9000	2.34
4/27/2019	5.0	13.0	50.64	126	126.76	9.7000	2.38
4/28/2019	6.0	4.5	35.54	55	124.97	6.6667	2.94
4/29/2019	10.1	20.0	32.81	63	123.89	7.0666	2.49
4/30/2019	7.1	2.0	35.94	73	120.39	7.7000	2.75
5/1/2019	12.9	3.0	31.83	82	128.02	7.0833	2.31
5/2/2019	14.7	4.5	30.94	95	149.05	7.1667	2.12
5/3/2019	5.0	4.0	29.12	95	147.04	6.8750	2.15
5/4/2019	5.0	2.0	29.66	107	151.30	6.2143	<2
5/5/2019	5.0	7.8	32.46	88	147.70	6.8000	2.16
5/6/2019	8.7	2.0	34.34	102.50	145.81	6.1666	<2
5/7/2019	5.0	4.5	28.98	95	167.43	4.9286	<2
5/8/2019	5.0	3.9	26.28	118.50	164.59	4.3572	<2
5/9/2019	5.0	4.5	25.80	119	173.23	6.1250	<2
5/10/2019	5.0	2.0	26.01	127	175.74	3.7500	<2
5/11/2019	17.6	2.0	23.72	108	166.69	3.5416	<2
5/12/2019	5.0	2.0	40.36	120	188.37	6	2.16
5/13/2019	5.0	2.0	38.89	86	120.81	5.8666	2.05
5/14/2019	5.0	13.0	29.59	96	125.84	7.9000	2.32
5/15/2019	6.3	2.0	26.52	95	159.46	3.5500	<2
5/16/2019	7.1	2.0	24.98	108	173.61	3.6000	<2
5/17/2019	6.0	2.0	25.13	118	181.15	3.9000	<2
5/18/2019	5.0	2.0	23.28	104	172.03	4.3500	<2
5/19/2019	5.0	2.0	24.16	111	163.83	3.9000	<2
5/20/2019	5.0	4.5	34.23	105	159.60	5.8333	<2
5/21/2019	8.8	2.0	24.56	134	141.93	4.3333	<2
5/22/2019	5.0	3.0	22.51	122	172.44	3.8500	<2
5/23/2019	5.0	2.0	23.43	128	185.12	4.5000	<2
5/24/2019	5.0	2.0	26.51	165	179.71	6.5000	<2
5/25/2019	5.0	4.5	21.23	112	174.06	5.1667	<2
5/26/2019	5.0	2.0	20.68	123	211.20	5.8125	2.07
5/27/2019	5.0	2.0	20.25	99	241.59	8.1000	2.49
5/28/2019	5.0	2.0	24.74	117	192.94	9.2857	3.30
5/29/2019	6.3	7.8	23.99	161	167.26	8.6000	3.27
5/30/2019	7.1	13.0	25.40	129	198.21	9.8000	4
5/31/2019	5.0	33.0	22.95	116	212.64	7.2000	3.22
6/1/2019	5.0	4.5	20.49	129	184.72	7.4000	2.89
6/2/2019	5.0	2.0	20.93	132	193.32	9.5000	3.51
6/3/2019	10.0	7.8	21.23	143	233.29	11.200	3.59
6/4/2019	5.0	7.8	19.89	121	199.66	10.200	4.23
6/5/2019	7.9	10.4	20.24	125	184.42	5.1500	3.49
6/6/2019	5.0	2.0	19.96	148	189.51	8.3000	3.95
6/7/2019	5.0	2.0	19.11	184	230.49	6.1333	3.89
6/8/2019	5.0	2.0	18.64	131	201.79	7.2857	3.81
6/9/2019	5.0	2.0	18.50	123	217.84	8.7000	3.74
6/10/2019	5.0	2.0	20.65	148	214.07	8.8000	3.90
6/11/2019	7.1	2.0	50.22	154	141.37	6.7000	2.72
6/12/2019	5.0	3.0	20.91	130	169.10	4.5714	2.60
6/13/2019	5.0	2.0	35.40	121	163.09	6.4000	2.21
6/14/2019	5.0	4.5	21.91	104	142.51	5.1000	2.09
6/15/2019	5.0	2.0	20.74	117	208.37	3.9285	2.09

## Bucklin Point 2019 Wastewater Treatment Plant TSS, CBOD and Bacteria Data

Date	Enterococci Bacteria (MPN/100mL)	Fecal Coliform Bacteria (MPN/100mL)	Influent Flow (MGD)	Raw Influent TSS (mg/L)	Raw Influent CBOD (mg/L)	Final Effluent TSS (mg/L)	Final Effluent CBOD (mg/L)
6/16/2019	5.0	2.0	21.25	121	203.46	3.9285	2.22
6/17/2019	5.0	4.5	19.87	150	229.56	4.3000	2.30
6/18/2019	5.0	17.0	22.21	150	257.06	5.5500	2.30
6/19/2019	5.0	3.9	19.96	138	267.59	5.0625	2.46
6/20/2019	5.0	7.8	23.73	163	244.13	5.7000	2.42
6/21/2019	5.0	6.8	25.90	140	208.23	6.3000	2.30
6/22/2019	5.0	4.5	19.79	124	216.71	3.6428	<2
6/23/2019	5.0	4.5	18.86	115	302.22	3.6500	<2
6/24/2019	5.0	2.0	18.35	137	255.14	3.8500	<2
6/25/2019	7.1	2.0	22.87	145	233.21	5.7857	<2
6/26/2019	6.3	3.0	18.95	150	216.25	3.8750	<2
6/27/2019	5.0	17.0	18.06	118	206.03	3.7333	<2
6/28/2019	5.0	7.8	17.45	142	208.53	3.4000	<2
6/29/2019	5.0	2.0	22.60	141	207.36	5	2.26
6/30/2019	5.0	13.0	21.18	137	184.20	4	2.04
7/1/2019	5.0	2.0	18.30	119.50	190.69	3.5625	<2
7/2/2019	5.0	2.0	17.65	135	233.84	3.6111	<2
7/3/2019	5.0	2.0	16.57	162	251.84	4.5625	2.06
7/4/2019	5.0	23.0	15.83	137	234.46	4.2000	2.05
7/5/2019	7.1	2.0	16.73	128	206.51	4.6500	2.22
7/6/2019	5.0	4.5	21.50	157	239.52	2.6000	2.27
7/7/2019	14.3	11.0	16.94	122	145.18	5.1000	2.06
7/8/2019	7.1	23.0	16.68	137	221.64	4.4500	2.27
7/9/2019	34.6	33.0	16.19	162	301.41	4.4000	2.15
7/10/2019	5.0	10.1	16.34	153	262.87	2.9500	2.17
7/11/2019	5.0	17.0	17.23	152	222.55	6.1333	3.10
7/12/2019	10.0	13.0	30.89	175	208.27	5.8666	2.22
7/13/2019	5.0	23.0	16.85	125	238.33	7.4000	<2
7/14/2019	5.0	4.5	15.93	110	193.84	3	<2
7/15/2019	5.0	17.0	15.80	121	207.19	4.8000	<2
7/16/2019	5.0	79.0	16.04	164	248.13	4.5625	2.02
7/17/2019	5.0	50.3	22.05	167	225.01	6	2.56
7/18/2019	17.6	31.0	17.74	136	199.97	5.2000	2.01
7/19/2019	5.0	17.0	16.48	147	222.62	3.6000	<2
7/20/2019	7.1	2.0	15.26	146	224.59	4.9375	2.07
7/21/2019	5.0	4.5	15.22	134	261.74	5.8125	2.17
7/22/2019	5.0	4.0	28.65	147	255.59	9.4000	3.28
7/23/2019	7.1	17.0	37.05	123	112.03	7.9000	3.03
7/24/2019	5.0	9.3	18.23	114	210.18	6.4000	2.57
7/25/2019	7.1	2.0	16.91	127	211.79	6.7000	2.66
7/26/2019	5.0	4.5	16.67	148	230.97	6.5000	2.42
7/27/2019	5.0	4.5	16.37	154	256.24	5.5714	2.33
7/28/2019	5.0	2.0	16.39	129	266.31	5.3572	2.16
7/29/2019	5.0	2.0	16.61	159	235.95	5	2.10
7/30/2019	5.0	11.0	16.28	160	240.88	3.6000	2.23
7/31/2019	5.0	5.5	16.74	165	239.33	4.5333	2.08
8/1/2019	10.1	49.0	15.39	155	298.24	4.1000	2.12
8/2/2019	5.0	11.0	15.27	174	291.09	4.4000	2.15
8/3/2019	5.0	2.0	15.91	156	303.45	4	2.18
8/4/2019	5.0	4.5	14.75	147	194.86	3.6000	<2
8/5/2019	7.1	17.0	15.10	153	256.09	3.7500	<2
8/6/2019	23.8	27.6	16.10	184	270.40	4.3000	<2
8/7/2019	14.1	119.1	17.47	194	265.92	4	2.17
8/8/2019	7.1	33.0	23.76	200	215.09	3.6666	<2
8/9/2019	5.0	17.0	15.62	137	226.83	2.7000	<2
8/10/2019	5.0	4.5	15.59	140	264.07	3.3500	<2



## Bucklin Point 2019 Wastewater Treatment Plant TSS, CBOD and Bacteria Data

Date	Enterococci Bacteria (MPN/100mL)	Fecal Coliform Bacteria (MPN/100mL)	Influent Flow (MGD)	Raw Influent TSS (mg/L)	Raw Influent CBOD (mg/L)	Final Effluent TSS (mg/L)	Final Effluent CBOD (mg/L)
8/11/2019	5.0	6.8	14.62	142	240.95	3.4666	<2
8/12/2019	5.0	4.5	14.81	141	233.69	3.2500	<2
8/13/2019	5.0	4.5	16.23	176	287.06	3.2222	<2
8/14/2019	5.0	13.4	15.20	159	284.30	2.7000	2.01
8/15/2019	5.0	33.0	14.84	180	296.78	2.4000	<2
8/16/2019	11.4	70.0	14.98	185	242.69	3	<2
8/17/2019	5.0	7.8	16.15	126	276.07	2.3500	2.09
8/18/2019	12.2	17.0	14.65	163	195.98	2.8000	<2
8/19/2019	5.0	49.0	18.71	143	243.48	3.4000	2.44
8/20/2019	7.1	23.0	14.53	174	207.56	3.3000	2.07
8/21/2019	6.3	40.2	25.34	164	212.81	4.6667	2.27
8/22/2019	5.0	7.8	17.74	139	171.47	3.1000	2.13
8/23/2019	5.0	27.0	16.03	162	251.33	3.1875	2.05
8/24/2019	5.0	23.0	14.64	140	216.81	3.3500	<2
8/25/2019	5.0	23.0	14.67	134	199.90	2.6500	<2
8/26/2019	5.0	14.0	14.67	171	200.29	2.5500	<2
8/27/2019	5.0	7.8	14.89	194	274.68	2.9000	<2
8/28/2019	5.0	4.7	28.55	177	239.93	5.7500	<2
8/29/2019	7.1	14.0	23.49	118	142.09	3.2500	<2
8/30/2019	5.0	13.0	15.48	164	223.80	9.4500	2.74
8/31/2019	5.0	13.0	14.46	162	228.46	3.3750	<2
9/1/2019	5.0	4.5	14.27	170	224.12	2.6000	<2
9/2/2019	5.0	14.0	25.52	154	175.16	3.9000	<2
9/3/2019	5.0	4.5	16.04	168	182.56	2.9000	<2
9/4/2019	6.3	23.0	16.07	155	222.42	6.9375	<2
9/5/2019	5.0	23.0	15.25	156	222.18	3.6111	<2
9/6/2019	7.1	31.0	16.08	177	231.43	3.3000	<2
9/7/2019	5.0	7.8	15.41	167	252.25	3.2500	<2
9/8/2019	5.0	7.8	14.84	145	197.80	2.4500	<2
9/9/2019	5.0	9.3	14.55	146	236.88	3.1250	<2
9/10/2019	7.1	6.8	14.93	203	210.01	3.6250	<2
9/11/2019	5.0	11.5	14.97	213	249.86	3.4000	<2
9/12/2019	5.0	7.8	19.03	223	266.89	4.1666	<2
9/13/2019	5.0	2.0	14.17	166	253.53	3.6500	<2
9/14/2019	5.0	49.0	16.14	161	233.59	4.4500	<2
9/15/2019	13.7	33.0	18.21	159	184.51	3.5000	<2
9/16/2019	5.0	22.0	14.26	142	229.08	2.9000	<2
9/17/2019	5.0	6.8	14.39	150	230.54	2.8000	2.20
9/18/2019	5.0	8.7	14.51	183	227.25	3.3000	<2
9/19/2019	5.0	11.0	13.94	149	254	3.6500	<2
9/20/2019	5.0	4.0	13.69	178	212.98	2.8000	<2
9/21/2019	5.0	6.8	13.79	172	240.46	3.5000	<2
9/22/2019	5.0	4.5	14.15	151	233.97	3.4500	2.05
9/23/2019	5.0	2.0	14.41	142	233.57	4	<2
9/24/2019	7.1	27.0	23.90	163	200.92	5.5000	2.37
9/25/2019	5.0	27.5	13.95	163	225.10	5.2500	2.54
9/26/2019	5.0	170.0	19.35	182	236.79	6.0500	3.09
9/27/2019	7.1	7.8	14.00	177	240.08	7	3.42
9/28/2019	7.1	49.0	14.24	172	217.67	6.6666	2.71
9/29/2019	7.1	33.0	13.50	133	227.78	6.4138	2.54
9/30/2019	7.1	33.0	13.54	137	233.46	5.1333	2.85
10/1/2019	5.0	7.8	14.88	201	226.80	5.5333	2.76
10/2/2019	5.0	23.7	18.88	176	221.24	6.9000	2.77
10/3/2019	7.1	49.0	15.46	189	200.89	5.6666	2.83
10/4/2019	11.4	49.0	14.41	169	190.52	4.9000	2.08
10/5/2019	5.0	33.0	13.36	160	232.87	5.5000	2.14

## Bucklin Point 2019 Wastewater Treatment Plant TSS, CBOD and Bacteria Data

Date	Enterococci Bacteria (MPN/100mL)	Fecal Coliform Bacteria (MPN/100mL)	Influent Flow (MGD)	Raw Influent TSS (mg/L)	Raw Influent CBOD (mg/L)	Final Effluent TSS (mg/L)	Final Effluent CBOD (mg/L)
10/6/2019	5.0	4.5	14.51	140	219.08	4.5333	<2
10/7/2019	5.0	7.8	15.84	167	264.05	5.0500	2.32
10/8/2019	5.0	33.0	14.97	185	254.94	5.3500	2.77
10/9/2019	6.3	27.5	28.84	195	252.51	6.3500	3.28
10/10/2019	7.1	12.0	16.59	112	175.49	4.7000	3.05
10/11/2019	13.6	23.0	14.56	161	270.78	4.3500	2.40
10/12/2019	5.0	23.0	14.25	171	237.21	3.7500	2.40
10/13/2019	14.5	13.0	13.20	163	236.16	3.5333	2.12
10/14/2019	7.1	13.0	14.22	157	197.91	3.6000	2.16
10/15/2019	5.0	33.0	14.05	160	257.92	3.9500	2.10
10/16/2019	5.0	85.2	21.76	159	283.14	5.2500	3.08
10/17/2019	7.1	49.0	36.05	166	249.19	3.7000	3
10/18/2019	5.0	33.0	15.85	149	282.65	3.3000	<2
10/19/2019	5.0	23.0	14.62	128	229.66	2.8000	<2
10/20/2019	7.1	7.8	15.52	125	201.26	2.5000	<2
10/21/2019	5.0	2.0	15.81	156	217.70	3.2000	<2
10/22/2019	5.0	23.0	16.18	160	211.30	3.0500	<2
10/23/2019	7.3	40.0	22.29	199	213.07	4.2000	<2
10/24/2019	5.0	17.0	14.88	145	222.29	2.7500	<2
10/25/2019	5.0	2.0	15.12	157	228.68	2.2000	<2
10/26/2019	10.1	230.0	14.26	174	251.66	2.4500	<2
10/27/2019	5.0	7.8	37.04	146	142.94	5.4000	<2
10/28/2019	7.1	9.3	17.09	94	171.90	3.4000	<2
10/29/2019	7.1	4.5	17.14	132	230.96	3.2500	<2
10/30/2019	5.0	3.9	18.12	143	226.69	2.8000	<2
10/31/2019	7.1	13.0	19.28	175	196.30	3.2000	<2
11/1/2019	5.0	13.0	18.00	149	200.30	2.8000	<2
11/2/2019	5.0	11.0	14.90	167	216.16	2.6000	<2
11/3/2019	5.0	7.8	15.79	133	238.96	3.0500	<2
11/4/2019	5.0	2.0	15.96	143	204.42	2.8500	<2
11/5/2019	5.0	2.0	26.16	201	225.82	2.6500	<2
11/6/2019	6.3	3.9	16.17	128	172.32	3.3500	<2
11/7/2019	5.0	4.0	18.65	138	234.45	4	<2
11/8/2019	5.0	4.5	15.67	146	212.36	3.6000	<2
11/9/2019	5.0	2.0	15.42	151	225.62	6.0714	<2
11/10/2019	7.1	2.0	16.11	142	246.89	4.2000	<2
11/11/2019	7.1	2.0	16.44	146	215.72	4.1500	<2
11/12/2019	7.1	6.8	16.39	155	209.73	3.3500	<2
11/13/2019	5.0	3.9	14.99	158	222.19	4.1000	<2
11/14/2019	5.0	4.5	16.05	170	162.65	4.1333	<2
11/15/2019	10.1	4.5	15.37	166	242.65	4.3000	<2
11/16/2019	5.0	6.8	14.64	158	236.37	4.5000	<2
11/17/2019	7.1	11.0	15.50	140	214.96	4	<2
11/18/2019	7.1	4.5	16.22	151	127.03	5.1000	<2
11/19/2019	33.5	26.0	20.85	229	247.14	5.6000	2.09
11/20/2019	6.3	7.3	15.77	171	241.79	5.2500	<2
11/21/2019	16.1	23.0	14.43	150	235.76	4.4000	<2
11/22/2019	23.1	22.0	17.81	154	259.14	8.5000	2.03
11/23/2019	12.4	7.8	14.47	188	246.63	4.5714	<2
11/24/2019	8.8	6.8	45.38	124	195.82	18.571	3.58
11/25/2019	10.0	11.0	17.11	102	181.80	5.6000	<2
11/26/2019	12.4	23.0	16.52	141	216.90	4.6000	<2
11/27/2019	6.3	2.8	19.61	140	234.64	5.9000	<2
11/28/2019	7.1	13.0	17.59	153	241.79	3.1000	<2
11/29/2019	5.0	4.5	14.79	103	230.77	3.3500	<2
11/30/2019	8.8	7.8	14.85	148	257.98	3.8125	<2

## Bucklin Point 2019 Wastewater Treatment Plant TSS, CBOD and Bacteria Data

Date	Enterococci Bacteria (MPN/100mL)	Fecal Coliform Bacteria (MPN/100mL)	Influent Flow (MGD)	Raw Influent TSS (mg/L)	Raw Influent CBOD (mg/L)	Final Effluent TSS (mg/L)	Final Effluent CBOD (mg/L)
12/1/2019	7.1	33.0	16.02	135	235.51	5	<2
12/2/2019	8.8	4.5	32.12	150	202.63	9.6000	<2
12/3/2019	8.7	7.8	18.03	118	215.35	4.5500	<2
12/4/2019	5.0	3.0	17.69	124	229.40	4.1875	<2
12/5/2019	5.0	9.3	17.42	130	247.70	3.7500	<2
12/6/2019	5.0	4.5	17.26	124	217.56	3.5000	<2
12/7/2019	5.0	4.5	16.13	130	224.37	3.6875	<2
12/8/2019	5.0	7.8	17.20	138	235.10	4.1500	<2
12/9/2019	5.0	6.8	51.39	164	212.86	15.200	3.01
12/10/2019	7.1	6.8	30.60	75	116.30	12.400	3.36
12/11/2019	18.5	9.4	26.80	100	181.85	7.8125	2.46
12/12/2019	7.1	2.0	20.30	91	230.75	4.0625	<2
12/13/2019	7.1	2.0	22.37	134	223.15	5.8750	<2
12/14/2019	7.1	4.5	62.58	108	126.11	8.2143	<2
12/15/2019	7.1	2.0	27.17	65	164.41	10.800	2.53
12/16/2019	7.1	2.0	25.52	76.500	192.11	10.400	2.19
12/17/2019	7.1	13.0	36.60	125	169.33	14.600	3.01
12/18/2019	10.1	12.2	24.87	72	196.21	9.5625	4.07
12/19/2019	7.1	17.0	23.15	93	208.12	7.8000	<2
12/20/2019	5.0	2.0	22.44	104	191.32	6.5625	<2
12/21/2019	10.0	2.0	22.88	107	180.14	5.8125	<2
12/22/2019	7.1	4.5	22.59	49	113.74	5.0625	<2
12/23/2019	7.1	2.0	21.91	47.500	140.56	4.5000	<2
12/24/2019	10.0	2.0	21.51	127	206.84	4.9375	<2
12/25/2019	9.1	2.0	20.28	128	192.72	3.0500	<2
12/26/2019	5.0	2.0	20.58	87.500	154.34	7.1875	<2
12/27/2019	10.0	2.0	20.62	146	214.03	8.6250	<2
12/28/2019	7.1	4.5	19.57	143	207.72	5.5000	<2
12/29/2019	7.1	4.5	19.25	92.500	223.48	9.8000	2.29
12/30/2019	17.6	7.8	55.94	159	217.31	22.200	4.01
12/31/2019	14.1	2.0	28.05	80	122.93	9.8000	2.28

***SLUDGE DATA***

***BUCKLIN POINT***



### Bucklin Point Metals Loading from Final Sludge (lbs/yr)

Year	Arsenic	Beryllium	Cadmium	Chromium	Copper	Lead	Mercury	Molybdeum	Nickel	Selenium	Silver	Zinc	Cyanide
1994	16.2		35.4	655.5	3839.7	723.4	84.2		627.6		171.3	4234.5	64.3
1995			35.8	681.0	4306.7	551.8	55.9		539.8		126.2	3495.8	57.6
1996													
1997	16.0		52.9	1177.6	4589.3	1183.6	16.0		1074.4		339.8	4349.4	58.9
1998	12.2		44.8	1263.0	4743.4	1128.3	12.2		977.8		463.4	5838.9	27.7
1999	11.1		44.4	993.6	3906.8	930.3	11.1		716.9		473.0	5945.8	24.3
2000	38.3		60.8	1304.1	5164.7	1073.2	16.8	171.8	1345.4		467.7	7104.0	24.8
2001	57.8	13.6	38.6	1003.3	4132.9	900.1	12.0	167.4	985.3	44.4	371.2	6336.5	33.6
2002	43.7	6.1	27.1	755.0	4565.0	1034.3	18.0	148.9	840.7	37.6	385.8	7226.0	13.3
2003	30.2	6.6	29.2	2669.3	3439.4	772.3	10.0	69.3	868.1	32.1	273.0	5973.1	8.9
2004	27.6	7.3	45.5	851.5	3733.7	739.0	11.6	62.0	794.7	36.1	225.0	6759.2	7.6
2005	18.8	5.9	30.9	969.5	4468.6	682.1	8.9	77.4	781.5	32.5	153.0	5469.7	10.3
2006	25.5	2.0	24.4	2398.8	3657.0	713.0	6.8	37.1	1089.2	33.9	165.4	4953.9	12.0
2007	11.2	5.2	25.7	4143.3	4676.1	633.5	9.3	70.7	1389.7	14.4	177.5	5635.0	22.8
2008	8.9	14.1	23.3	5594.6	4209.5	585.4	36.0	84.7	1568.6	17.4	116.8	5519.0	27.4
2009	18.1	8.2	20.6	1054.3	3132.4	516.6	4.6	79.6	438.2	14.6	62.5	4895.0	19.3
2010	20.7	7.0	17.5	619.0	3075.2	445.7	14.4	74.3	318.1	14.6	58.1	3949.5	17.1
2011	19.3	9.0	13.9	499.9	2159.5	474.2	4.9	90.0	294.1	15.1	66.4	3583.1	14.5
2012	18.2	8.4	13.5	370.6	2502.2	370.7	4.3	84.3	269.2	16.0	56.8	3388.8	24.9
2013	21.1	1.9	11.7	349.5	2493.6	381.4	4.0	45.4	271.9	21.2	54.1	3264.5	19.6
2014	26.6	2.5	11.1	432.7	3268.3	373.4	2.9	51.5	335.1	30.3	57.8	3499.3	19.1
2015	25.4	2.3	7.4	422.7	3125.3	367.9	3.3	49.2	346.2	31.9	54.6	3619.9	21.8
2016	24.1	2.2	5.8	397.4	2872.2	365.9	3.9	54.1	347.5	28.4	80.7	3620.5	17.9
2017	19.4	2.2	7.1	678.0	2497.0	324.5	2.3	45.3	520.9	26.9	61.2	3191.8	10.5
2018	21.6	8.8	14.6	369.7	2333.5	360.7	1.4	47.9	272.7	24.8	62.8	3149.7	14.4
2019	22.7	10.1	15.2	388.1	2819.9	416.4	3.2	56.5	332.2	30.2	63.8	3429.2	19.2

\*Laboratory calculation methodology was changed in 2018; 2017 data and earlier were slightly underestimated by previous method.

***SEPTAGE DATA***

***BUCKLIN POINT***

## Septage Monitoring Data - 2019 Results in ppb

Sample No.	Date	Cd (MDL)	Cr	Cr (MDL)	Cu	Cu (MDL)	Pb	Pb (MDL)	Ni	Ni (MDL)	Ag	Ag (MDL)	Zn	Zn (MDL)	
CA13457-BP-SEPTAGE	1/2/2019	<0.015	0.015	<0.075	0.075	5.431	0.02	<0.075	0.075	<0.050	0.05	<0.025	0.025	4.504	0.06
CA13456-BP-SEPTAGE	1/4/2019	<0.015	0.015	<0.075	0.075	3.087	0.02	<0.075	0.075	0.05159	0.05	<0.025	0.025	5.109	0.06
CA15317-BP-SEPTAGE	1/7/2019	<0.015	0.015	<0.075	0.075	2.913	0.02	0.07595	0.075	0.05758	0.05	<0.025	0.025	4.848	0.06
CA15316-BP-SEPTAGE	1/8/2019	<0.015	0.015	<0.075	0.075	3.019	0.02	0.1175	0.075	0.1027	0.05	<0.025	0.025	5.347	0.06
CA15315-BP-SEPTAGE	1/10/2019	<0.015	0.015	<0.075	0.075	2.419	0.02	0.09954	0.075	0.08005	0.05	<0.025	0.025	4.489	0.06
CA15600-BP-SEPTAGE	1/14/2019	<0.015	0.015	<0.075	0.075	3.928	0.02	0.2170	0.075	0.05920	0.05	0.08090	0.025	6.020	0.06
CA15599-BP-SEPTAGE	1/15/2019	0.03463	0.015	0.2500	0.075	22.93	0.02	0.6844	0.075	0.2994	0.05	0.03012	0.025	26.95	0.3
CA15598-BP-SEPTAGE	1/18/2019	<0.015	0.015	<0.075	0.075	6.034	0.02	0.1734	0.075	0.09436	0.05	<0.025	0.025	8.859	0.06
CA16199-BP-SEPTAGE	1/23/2019	<0.015	0.015	0.08319	0.075	7.150	0.02	0.2968	0.075	0.1711	0.05	<0.025	0.025	14.61	0.06
CA16200-BP-SEPTAGE	1/24/2019	<0.015	0.015	0.1073	0.075	4.393	0.02	0.1399	0.075	0.1477	0.05	<0.025	0.025	6.561	0.06
CA16201-BP-SEPTAGE	1/25/2019	<0.015	0.015	<0.075	0.075	4.086	0.02	0.1899	0.075	0.07407	0.05	<0.025	0.025	5.864	0.06
CA16613-BP-SEPTAGE	1/28/2019	<0.015	0.015	0.1001	0.075	19.29	0.02	0.4056	0.075	0.1444	0.05	0.06432	0.025	15.57	0.06
CA16614-BP-SEPTAGE	1/30/2019	0.02104	0.015	0.2225	0.075	13.30	0.02	1.024	0.075	0.3933	0.05	0.05024	0.025	36.62	0.3
CA16615-BP-SEPTAGE	2/1/2019	0.1174	0.015	0.3683	0.075	26.32	0.02	1.973	0.075	0.5784	0.05	0.07847	0.025	45.29	0.3
CA17171-BP-SEPTAGE	2/6/2019	<0.015	0.015	<0.075	0.075	1.926	0.02	<0.075	0.075	<0.050	0.05	<0.025	0.025	3.026	0.06
CA17170-BP-SEPTAGE	2/7/2019	<0.015	0.015	<0.075	0.075	4.599	0.02	0.3888	0.075	0.09247	0.05	<0.025	0.025	12.20	0.06
CA17169-BP-SEPTAGE	2/8/2019	<0.015	0.015	<0.075	0.075	4.488	0.02	0.3704	0.075	0.09303	0.05	<0.025	0.025	12.27	0.06
CA17541-BP-SEPTAGE	2/12/2019	<0.015	0.015	<0.075	0.075	7.095	0.02	0.1034	0.075	0.08109	0.05	0.02975	0.025	7.996	0.06
CA17542-BP-SEPTAGE	2/13/2019	<0.015	0.015	<0.075	0.075	3.246	0.02	<0.075	0.075	0.05879	0.05	<0.025	0.025	6.057	0.06
CA17543-BP-SEPTAGE	2/14/2019	<0.015	0.015	<0.075	0.075	1.880	0.02	0.4899	0.075	0.06713	0.05	<0.025	0.025	12.81	0.06
CA18066-BP-SEPTAGE	2/19/2019	<0.015	0.015	<0.075	0.075	11.29	0.02	0.2231	0.075	0.2745	0.05	<0.025	0.025	20.81	0.06
CA18067-BP-SEPTAGE	2/20/2019	0.01620	0.015	<0.075	0.075	13.27	0.02	0.5382	0.075	0.2387	0.05	0.03839	0.025	20.25	0.06
CA18068-BP-SEPTAGE	2/21/2019	0.01551	0.015	0.09387	0.075	7.792	0.02	0.5953	0.075	0.2357	0.05	<0.025	0.025	23.09	0.06
CA18478-BP-SEPTAGE	2/25/2019	<0.015	0.015	<0.075	0.075	3.993	0.02	0.2473	0.075	0.05969	0.05	<0.025	0.025	7.399	0.06
CA18479-BP-SEPTAGE	2/27/2019	0.02768	0.015	0.1380	0.075	8.742	0.02	0.4756	0.075	0.2581	0.05	0.09142	0.025	14.91	0.06
CA18480-BP-SEPTAGE	3/1/2019	0.02407	0.015	0.1267	0.075	9.771	0.02	0.3650	0.075	0.2686	0.05	0.02605	0.025	19.34	0.06
CA18980-BP-SEPTAGE	3/6/2019	<0.015	0.015	<0.075	0.075	4.488	0.02	0.2353	0.075	0.06633	0.05	<0.025	0.025	8.164	0.06
CA18981-BP-SEPTAGE	3/7/2019	0.04373	0.015	<0.075	0.075	5.453	0.02	0.5973	0.075	0.1389	0.05	<0.025	0.025	8.579	0.06
CA18982-BP-SEPTAGE	3/8/2019	0.2309	0.015	0.2164	0.075	13.40	0.02	3.361	0.075	0.4736	0.05	0.04970	0.025	28.80	0.3
CA19353-BP-SEPTAGE	3/11/2019	<0.015	0.015	<0.075	0.075	1.650	0.02	<0.075	0.075	<0.050	0.05	<0.025	0.025	3.019	0.06
CA19354-BP-SEPTAGE	3/13/2019	0.03907	0.015	0.1032	0.075	4.699	0.02	0.6163	0.075	0.1421	0.05	<0.025	0.025	9.574	0.06
CA19355-BP-SEPTAGE	3/15/2019	<0.015	0.015	<0.075	0.075	1.905	0.02	0.7051	0.075	<0.050	0.05	<0.025	0.025	3.599	0.06
CA19821-BP-SEPTAGE	3/18/2019	<0.015	0.015	<0.075	0.075	0.8586	0.02	<0.075	0.075	<0.050	0.05	<0.025	0.025	1.889	0.06
CA19822-BP-SEPTAGE	3/20/2019	<0.015	0.015	<0.075	0.075	1.269	0.02	<0.075	0.075	<0.050	0.05	<0.025	0.025	4.601	0.06
CA19823-BP-SEPTAGE	3/22/2019	<0.015	0.015	<0.075	0.075	3.378	0.02	0.2255	0.075	0.07217	0.05	<0.025	0.025	6.425	0.06
CA20283-BP-SEPTAGE	3/25/2019	<0.015	0.015	<0.075	0.075	2.489	0.02	<0.075	0.075	<0.050	0.05	<0.025	0.025	3.808	0.06
CA20282-BP-SEPTAGE	3/26/2019	<0.015	0.015	<0.075	0.075	2.732	0.02	0.1132	0.075	0.08465	0.05	<0.025	0.025	11.35	0.06
CA20281-BP-SEPTAGE	3/28/2019	<0.015	0.015	<0.075	0.075	8.034	0.02	0.2165	0.075	0.1179	0.05	0.02882	0.025	12.52	0.06
CA20901-BP-SEPTAGE	4/1/2019	0.01958	0.015	0.07687	0.075	6.625	0.02	0.4800	0.075	0.1183	0.05	0.02572	0.025	12.03	0.06
CA20902-BP-SEPTAGE	4/2/2019	<0.015	0.015	<0.075	0.075	1.447	0.02	<0.075	0.075	<0.050	0.05	<0.025	0.025	3.817	0.06
CA20903-BP-SEPTAGE	4/3/2019	0.03252	0.015	0.1647	0.075	31.58	0.02	0.6958	0.075	0.2499	0.05	0.05138	0.025	21.66	0.06
CA21308-BP-SEPTAGE	4/8/2019	<0.015	0.015	<0.075	0.075	2.117	0.02	0.1096	0.075	0.05815	0.05	<0.025	0.025	5.828	0.06
CA21309-BP-SEPTAGE	4/10/2019	<0.015	0.015	0.09194	0.075	6.234	0.02	0.2040	0.075	0.1385	0.05	<0.025	0.025	12.80	0.06



## Septage Monitoring Data - 2019 Results in ppb

Sample No.	Date	Cd (MDL)	Cr	Cr (MDL)	Cu	Cu (MDL)	Pb	Pb (MDL)	Ni	Ni (MDL)	Ag	Ag (MDL)	Zn	Zn (MDL)	
CA21310-BP-SEPTAGE	4/12/2019	0.05322	0.015	0.3135	0.075	18.82	0.02	2.147	0.075	0.3159	0.05	0.03391	0.025	35.73	0.3
CA21763-BP-SEPTAGE	4/15/2019	0.02813	0.015	0.07841	0.075	14.98	0.02	0.2262	0.075	0.2824	0.05	<0.025	0.025	19.51	0.06
CA21764-BP-SEPTAGE	4/17/2019	<0.015	0.015	<0.075	0.075	0.3559	0.02	<0.075	0.075	<0.050	0.05	<0.025	0.025	2.206	0.06
CA21765-BP-SEPTAGE	4/20/2019	<0.015	0.015	<0.075	0.075	2.742	0.02	0.1846	0.075	0.09295	0.05	<0.025	0.025	5.980	0.06
CA22225-BP-SEPTAGE	4/22/2019	<0.015	0.015	<0.075	0.075	14.72	0.02	<0.075	0.075	0.2738	0.05	<0.025	0.025	13.03	0.06
CA22226-BP-SEPTAGE	4/23/2019	<0.015	0.015	<0.075	0.075	1.713	0.02	<0.075	0.075	<0.050	0.05	<0.025	0.025	3.076	0.06
CA22227-BP-SEPTAGE	4/26/2019	<0.015	0.015	<0.075	0.075	3.219	0.02	0.07852	0.075	0.06455	0.05	<0.025	0.025	8.107	0.06
CA22760-BP-SEPTAGE	5/2/2019	<0.015	0.015	<0.075	0.075	2.287	0.02	<0.075	0.075	0.05143	0.05	<0.025	0.025	1.686	0.06
CA22761-BP-SEPTAGE	5/3/2019	<0.015	0.015	<0.075	0.075	3.707	0.02	0.1354	0.075	0.07639	0.05	<0.025	0.025	3.428	0.06
CA22762-BP-SEPTAGE	5/4/2019	<0.015	0.015	<0.075	0.075	1.159	0.02	0.1821	0.075	<0.050	0.05	<0.025	0.025	3.672	0.06
CA23188-BP-SEPTAGE	5/9/2019	0.01515	0.015	<0.075	0.075	5.848	0.02	0.2367	0.075	0.1068	0.05	0.04208	0.025	10.89	0.06
CA23189-BP-SEPTAGE	5/10/2019	0.02364	0.015	0.1478	0.075	21.26	0.02	0.4180	0.075	0.2383	0.05	<0.025	0.025	17.83	0.06
CA23190-BP-SEPTAGE	5/11/2019	<0.015	0.015	<0.075	0.075	2.865	0.02	0.2075	0.075	0.06503	0.05	<0.025	0.025	9.347	0.06
CA23707-BP-SEPTAGE	5/13/2019	0.01507	0.015	0.08578	0.075	8.810	0.02	0.3154	0.075	0.1342	0.05	<0.025	0.025	16.13	0.06
CA23708-BP-SEPTAGE	5/14/2019	<0.015	0.015	<0.075	0.075	6.904	0.02	0.2205	0.075	0.09149	0.05	<0.025	0.025	13.20	0.06
CA23709-BP-SEPTAGE	5/15/2019	0.02021	0.015	0.1225	0.075	9.827	0.02	0.3337	0.075	0.2126	0.05	0.03404	0.025	20.49	0.06
CA24107-BP-SEPTAGE	5/20/2019	<0.015	0.015	<0.075	0.075	0.4973	0.02	1.081	0.075	<0.050	0.05	<0.025	0.025	1.996	0.06
CA24105-BP-SEPTAGE	5/21/2019	<0.015	0.015	<0.075	0.075	0.3451	0.02	0.1267	0.075	<0.050	0.05	<0.025	0.025	2.849	0.06
CA24106-BP-SEPTAGE	5/25/2019	0.01543	0.015	0.1868	0.075	9.957	0.02	2.343	0.075	0.2517	0.05	0.06830	0.025	17.92	0.06
CA24594-BP-SEPTAGE	5/28/2019	<0.015	0.015	<0.075	0.075	1.643	0.02	0.2299	0.075	<0.050	0.05	<0.025	0.025	6.665	0.06
CA24595-BP-SEPTAGE	5/30/2019	<0.015	0.015	<0.075	0.075	0.3376	0.02	<0.075	0.075	<0.050	0.05	<0.025	0.025	2.767	0.06
CA24596-BP-SEPTAGE	6/1/2019	<0.015	0.015	<0.075	0.075	0.3171	0.02	<0.075	0.075	<0.050	0.05	<0.025	0.025	0.6099	0.06
CA25039-BP-SEPTAGE	6/3/2019	<0.015	0.015	<0.075	0.075	0.4832	0.02	0.8769	0.075	<0.050	0.05	<0.025	0.025	1.724	0.06
CA25040-BP-SEPTAGE	6/5/2019	<0.015	0.015	<0.075	0.075	2.219	0.02	0.3684	0.075	0.07391	0.05	<0.025	0.025	7.058	0.06
CA25041-BP-SEPTAGE	6/7/2019	0.03376	0.015	0.1920	0.075	13.40	0.02	1.488	0.075	0.3152	0.05	0.03097	0.025	29.25	0.3
CA25542-BP-SEPTAGE	6/10/2019	<0.015	0.015	<0.075	0.075	2.716	0.02	0.07599	0.075	<0.050	0.05	<0.025	0.025	2.978	0.06
CA25543-BP-SEPTAGE	6/11/2019	<0.015	0.015	<0.075	0.075	10.97	0.02	0.1410	0.075	0.05291	0.05	<0.025	0.025	7.020	0.06
CA25544-BP-SEPTAGE	6/12/2019	<0.015	0.015	<0.075	0.075	5.581	0.02	0.1447	0.075	0.06509	0.05	<0.025	0.025	5.473	0.06
CA25942-BP-SEPTAGE	6/17/2019	<0.015	0.015	<0.075	0.075	4.189	0.02	0.1390	0.075	0.05789	0.05	<0.025	0.025	6.279	0.06
CA25943-BP-SEPTAGE	6/19/2019	<0.015	0.015	<0.075	0.075	8.965	0.02	0.3460	0.075	0.3126	0.05	<0.025	0.025	14.34	0.06
CA25944-BP-SEPTAGE	6/21/2019	0.01714	0.015	0.08852	0.075	11.30	0.02	0.3467	0.075	0.2647	0.05	<0.025	0.025	15.28	0.06
CA26435-BP-SEPTAGE	6/24/2019	<0.015	0.015	<0.075	0.075	4.734	0.02	0.1657	0.075	0.05593	0.05	<0.025	0.025	6.039	0.06
CA26434-BP-SEPTAGE	6/25/2019	<0.015	0.015	<0.075	0.075	12.92	0.02	0.3006	0.075	0.3749	0.05	<0.025	0.025	27.88	0.3
CA26433-BP-SEPTAGE	6/26/2019	<0.015	0.015	<0.075	0.075	12.03	0.02	0.2330	0.075	0.07142	0.05	<0.025	0.025	7.441	0.06
CA26853-BP-SEPTAGE	7/1/2019	<0.015	0.015	<0.075	0.075	1.008	0.02	<0.075	0.075	<0.050	0.05	<0.025	0.025	3.393	0.06
CA26854-BP-SEPTAGE	7/3/2019	0.01751	0.015	0.1186	0.075	9.940	0.02	0.9653	0.075	0.1602	0.05	<0.025	0.025	14.58	0.06
CA26855-BP-SEPTAGE	7/5/2019	<0.015	0.015	<0.075	0.075	3.636	0.02	0.2825	0.075	0.09566	0.05	<0.025	0.025	7.523	0.06
CA27411-BP-SEPTAGE	7/10/2019	<0.015	0.015	<0.075	0.075	0.5324	0.02	<0.075	0.075	<0.050	0.05	<0.025	0.025	1.119	0.06
CA27412-BP-SEPTAGE	7/11/2019	<0.015	0.015	<0.075	0.075	0.7546	0.02	<0.075	0.075	<0.050	0.05	<0.025	0.025	1.072	0.06
CA27413-BP-SEPTAGE	7/12/2019	0.02965	0.015	0.1479	0.075	20.45	0.02	0.4378	0.075	0.2106	0.05	<0.025	0.025	21.75	0.06
CA27830-BP-SEPTAGE	7/15/2019	<0.015	0.015	0.08101	0.075	7.663	0.02	0.3018	0.075	1.348	0.05	0.03148	0.025	18.88	0.06
CA27831-BP-SEPTAGE	7/17/2019	<0.015	0.015	<0.075	0.075	4.446	0.02	0.2404	0.075	0.5936	0.05	<0.025	0.025	16.34	0.06
CA27832-BP-SEPTAGE	7/19/2019	0.1863	0.015	0.4341	0.075	15.33	0.02	0.9526	0.075	0.9671	0.05	0.06622	0.025	45.54	0.3
CA28372-BP-SEPTAGE	7/22/2019	<0.015	0.015	<0.075	0.075	5.358	0.02	0.2580	0.075	0.1601	0.05	<0.025	0.025	13.31	0.06
CA28371-BP-SEPTAGE	7/23/2019	0.04856	0.015	0.1437	0.075	20.48	0.02	1.304	0.075	0.4697	0.05	0.03974	0.025	17.94	0.06
CA28370-BP-SEPTAGE	7/26/2019	<0.015	0.015	<0.075	0.075	1.719	0.02	<0.075	0.075	0.06573	0.05	<0.025	0.025	6.204	0.06
CA28787-BP-SEPTAGE	7/29/2019	<0.015	0.015	<0.075	0.075	5.252	0.02	0.09235	0.075	0.1144	0.05	<0.025	0.025	11.99	0.06

## Septage Monitoring Data - 2019 Results in ppb

Sample No.	Date	Cd (MDL)	Cr	Cr (MDL)	Cu	Cu (MDL)	Pb	Pb (MDL)	Ni	Ni (MDL)	Ag	Ag (MDL)	Zn	Zn (MDL)	
CA28788-BP-SEPTAGE	7/31/2019	<0.015	0.015	<0.075	0.075	2.254	0.02	<0.075	0.075	<0.050	0.05	<0.025	0.025	4.261	0.06
CA28789-BP-SEPTAGE	8/2/2019	0.02070	0.015	0.1070	0.075	4.408	0.02	0.2858	0.075	0.1373	0.05	<0.025	0.025	15.65	0.06
CA29337-BP-SEPTAGE	8/5/2019	<0.015	0.015	<0.075	0.075	1.108	0.02	<0.075	0.075	<0.050	0.05	<0.025	0.025	4.306	0.06
CA29338-BP-SEPTAGE	8/7/2019	<0.015	0.015	<0.075	0.075	0.9313	0.02	<0.075	0.075	<0.050	0.05	<0.025	0.025	2.404	0.06
CA29339-BP-SEPTAGE	8/9/2019	<0.015	0.015	<0.075	0.075	3.855	0.02	0.1643	0.075	0.05759	0.05	0.02628	0.025	7.502	0.06
CA29749-BP-SEPTAGE	8/13/2019	0.02814	0.015	0.1056	0.075	4.697	0.02	0.2721	0.075	0.2445	0.05	<0.025	0.025	11.51	0.06
CA29748-BP-SEPTAGE	8/14/2019	<0.015	0.015	<0.075	0.075	4.780	0.02	0.5009	0.075	0.07939	0.05	<0.025	0.025	6.822	0.06
CA29747-BP-SEPTAGE	8/16/2019	<0.015	0.015	<0.075	0.075	2.069	0.02	0.09031	0.075	<0.050	0.05	<0.025	0.025	5.112	0.06
CA30355-BP-SEPTAGE	8/19/2019	0.01715	0.015	0.08022	0.075	15.98	0.02	0.7241	0.075	0.1592	0.05	<0.025	0.025	15.48	0.06
CA30356-BP-SEPTAGE	8/20/2019	<0.015	0.015	<0.075	0.075	4.433	0.02	0.2746	0.075	0.1049	0.05	<0.025	0.025	8.428	0.06
CA30357-BP-SEPTAGE	8/21/2019	<0.015	0.015	<0.075	0.075	2.346	0.02	0.1354	0.075	0.05685	0.05	<0.025	0.025	6.734	0.06
CA30746-BP-SEPTAGE	8/26/2019	<0.015	0.015	<0.075	0.075	0.4781	0.02	<0.075	0.075	<0.050	0.05	<0.025	0.025	3.129	0.06
CA30747-BP-SEPTAGE	8/28/2019	<0.015	0.015	<0.075	0.075	4.318	0.02	0.1944	0.075	0.1696	0.05	<0.025	0.025	4.844	0.06
CA30748-BP-SEPTAGE	8/30/2019	<0.015	0.015	<0.075	0.075	7.151	0.02	<0.075	0.075	<0.050	0.05	<0.025	0.025	3.867	0.06
CA31218-BP-SEPTAGE	9/3/2019	<0.015	0.015	<0.075	0.075	2.453	0.02	0.1431	0.075	0.06768	0.05	<0.025	0.025	7.149	0.06
CA31216-BP-SEPTAGE	9/5/2019	<0.075	0.075	<0.375	0.375	40.06	0.1	0.6759	0.375	0.2574	0.25	0.7124	0.125	28.01	0.3
CA31217-BP-SEPTAGE	9/7/2019	<0.015	0.015	<0.075	0.075	1.060	0.02	<0.075	0.075	<0.050	0.05	<0.025	0.025	1.128	0.06
CA31705-BP-SEPTAGE	9/9/2019	<0.015	0.015	<0.075	0.075	3.759	0.02	<0.075	0.075	<0.050	0.05	<0.025	0.025	2.567	0.06
CA31706-BP-SEPTAGE	9/12/2019	<0.015	0.015	<0.075	0.075	2.070	0.02	0.2608	0.075	0.06459	0.05	<0.025	0.025	7.553	0.06
CA31707-BP-SEPTAGE	9/14/2019	0.03739	0.015	0.1440	0.075	18.90	0.02	1.438	0.075	0.2678	0.05	0.04857	0.025	31.79	0.3
CA32213-BP-SEPTAGE	9/16/2019	<0.015	0.015	<0.075	0.075	4.084	0.02	0.1098	0.075	0.08662	0.05	<0.025	0.025	7.071	0.06
CA32214-BP-SEPTAGE	9/17/2019	<0.015	0.015	0.09914	0.075	6.818	0.02	0.2379	0.075	0.1150	0.05	<0.025	0.025	11.85	0.06
CA32215-BP-SEPTAGE	9/18/2019	0.1113	0.015	<0.075	0.075	9.486	0.02	2.998	0.075	0.07117	0.05	<0.025	0.025	9.217	0.06
CA32614-BP-SEPTAGE	9/25/2019	<0.015	0.015	<0.075	0.075	12.15	0.02	0.1538	0.075	0.09179	0.05	<0.025	0.025	7.526	0.06
CA32615-BP-SEPTAGE	9/26/2019	<0.015	0.015	<0.075	0.075	5.974	0.02	0.1221	0.075	0.08822	0.05	<0.025	0.025	8.825	0.06
CA32616-BP-SEPTAGE	9/28/2019	<0.015	0.015	<0.075	0.075	2.105	0.02	<0.075	0.075	<0.050	0.05	<0.025	0.025	4.359	0.06
CA33243-BP-SEPTAGE	10/2/2019	<0.015	0.015	<0.075	0.075	4.565	0.02	0.5287	0.075	0.09024	0.05	<0.025	0.025	8.426	0.06
CA33242-BP-SEPTAGE	10/3/2019	<0.015	0.015	<0.075	0.075	2.564	0.02	0.1062	0.075	0.06778	0.05	<0.025	0.025	7.224	0.06
CA33241-BP-SEPTAGE	10/4/2019	<0.015	0.015	<0.075	0.075	5.008	0.02	0.2746	0.075	0.1088	0.05	<0.025	0.025	13.18	0.06
CA33719-BP-SEPTAGE	10/7/2019	0.01609	0.015	0.09096	0.075	14.67	0.02	0.3357	0.075	0.1455	0.05	0.04684	0.025	14.77	0.06
CA33720-BP-SEPTAGE	10/9/2019	0.03681	0.015	0.2157	0.075	65.04	0.1	2.862	0.075	0.5047	0.05	0.05177	0.025	47.23	0.3
CA33721-BP-SEPTAGE	10/10/2019	0.05000	0.015	0.1325	0.075	36.83	0.02	1.902	0.075	0.2662	0.05	0.07195	0.025	33.85	0.3
CA34311-BP-SEPTAGE	10/16/2019	<0.015	0.015	<0.075	0.075	7.236	0.02	0.4517	0.075	0.07934	0.05	<0.025	0.025	8.337	0.06
CA34312-BP-SEPTAGE	10/18/2019	<0.015	0.015	<0.075	0.075	3.315	0.02	0.2569	0.075	0.06764	0.05	<0.025	0.025	14.42	0.06
CA34313-BP-SEPTAGE	10/21/2019	<0.015	0.015	<0.075	0.075	1.984	0.02	<0.075	0.075	<0.050	0.05	<0.025	0.025	1.345	0.06
CA34776-BP-SEPTAGE	10/22/2019	<0.015	0.015	<0.075	0.075	1.440	0.02	<0.075	0.075	<0.050	0.05	<0.025	0.025	2.387	0.06
CA34777-BP-SEPTAGE	10/23/2019	0.02206	0.015	0.1453	0.075	13.31	0.02	0.6289	0.075	0.2461	0.05	0.2389	0.125	19.95	0.3
CA34778-BP-SEPTAGE	10/25/2019	0.02082	0.015	0.1016	0.075	18.48	0.02	0.3407	0.075	0.1737	0.05	0.02904	0.025	16.13	0.06
CA35301-BP-SEPTAGE	10/30/2019	<0.015	0.015	<0.075	0.075	3.149	0.02	0.1028	0.075	<0.050	0.05	<0.025	0.025	3.946	0.06
CA35302-BP-SEPTAGE	10/31/2019	<0.015	0.015	<0.075	0.075	2.256	0.02	<0.075	0.075	<0.050	0.05	<0.025	0.025	3.533	0.06
CA35303-BP-SEPTAGE	11/2/2019	<0.015	0.015	<0.075	0.075	0.5538	0.02	<0.075	0.075	<0.050	0.05	<0.025	0.025	0.6935	0.06
CA35742-BP-SEPTAGE	11/4/2019	0.02065	0.015	<0.075	0.075	8.643	0.02	0.2373	0.075	0.1183	0.05	0.03826	0.025	14.69	0.06
CA35743-BP-SEPTAGE	11/6/2019	0.04313	0.015	0.2296	0.075	25.53	0.02	1.745	0.075	0.3979	0.05	0.09624	0.025	27.89	0.3
CA35744-BP-SEPTAGE	11/8/2019	<0.015	0.015	<0.075	0.075	4.935	0.02	0.4337	0.075	0.1083	0.05	<0.025	0.025	9.369	0.06
CA36252-BP-SEPTAGE	11/11/2019	<0.015	0.015	<0.075	0.075	2.201	0.02	<0.075	0.075	<0.050	0.05	<0.025	0.025	2.077	0.06
CA36253-BP-SEPTAGE	11/12/2019	0.02873	0.015	0.1195	0.075	9.230	0.02	0.5900	0.075	0.1570	0.05	0.03786	0.025	22.21	0.3
CA36254-BP-SEPTAGE	11/13/2019	<0.015	0.015	<0.075	0.075	2.823	0.02	<0.075	0.075	0.05607	0.05	<0.025	0.025	6.931	0.06

## Septage Monitoring Data - 2019 Results in ppb

Sample No.	Date	Cd (MDL)	Cr	Cr (MDL)	Cu	Cu (MDL)	Pb	Pb (MDL)	Ni	Ni (MDL)	Ag	Ag (MDL)	Zn	Zn (MDL)	
CA36646-BP-SEPTAGE	11/18/2019	0.01741	0.015	0.1176	0.075	7.071	0.02	0.3426	0.075	0.1513	0.05	<0.025	0.025	15.78	0.06
CA36647-BP-SEPTAGE	11/20/2019	<0.015	0.015	<0.075	0.075	8.057	0.02	0.2119	0.075	0.1499	0.05	<0.025	0.025	10.50	0.06
CA36648-BP-SEPTAGE	11/22/2019	0.01676	0.015	0.1002	0.075	11.09	0.02	0.3508	0.075	0.1547	0.05	<0.025	0.025	15.07	0.06
CA37051-BP-SEPTAGE	11/25/2019	<0.015	0.015	<0.075	0.075	1.285	0.02	<0.075	0.075	<0.050	0.05	<0.025	0.025	2.987	0.06
CA37052-BP-SEPTAGE	11/27/2019	<0.015	0.015	<0.075	0.075	2.373	0.02	0.1275	0.075	0.07443	0.05	<0.025	0.025	10.21	0.06
CA37050-BP-SEPTAGE	11/29/2019	0.01914	0.015	0.09880	0.075	9.924	0.02	0.5050	0.075	0.2420	0.05	<0.025	0.025	15.35	0.06
CA37617-BP-SEPTAGE	12/2/2019	0.02149	0.015	0.09254	0.075	8.667	0.02	0.3530	0.075	0.1486	0.05	0.04656	0.025	15.60	0.06
CA37618-BP-SEPTAGE	12/4/2019	0.02132	0.015	0.1445	0.075	14.05	0.02	0.6823	0.075	0.1799	0.05	0.04527	0.025	22.99	0.3
CA37619-BP-SEPTAGE	12/5/2019	<0.015	0.015	0.1195	0.075	13.92	0.02	0.3921	0.075	0.3124	0.05	0.02515	0.025	14.12	0.06
CA38081-BP-SEPTAGE	12/9/2019	<0.015	0.015	<0.075	0.075	6.976	0.02	0.2099	0.075	0.08463	0.05	<0.025	0.025	7.104	0.06
CA38082-BP-SEPTAGE	12/10/2019	<0.015	0.015	<0.075	0.075	0.8375	0.02	<0.075	0.075	<0.050	0.05	<0.025	0.025	2.785	0.06
CA38083-BP-SEPTAGE	12/11/2019	<0.015	0.015	<0.075	0.075	3.747	0.02	0.1669	0.075	0.07273	0.05	0.06349	0.025	9.008	0.06
CA38559-BP-SEPTAGE	12/16/2019	<0.015	0.015	<0.075	0.075	16.70	0.02	0.2590	0.075	0.1428	0.05	<0.025	0.025	15.88	0.06
CA38558-BP-SEPTAGE	12/18/2019	0.1041	0.015	0.2391	0.075	40.04	0.02	0.8042	0.075	0.3916	0.05	0.1783	0.025	81.96	0.3
CA38557-BP-SEPTAGE	12/20/2019	0.01792	0.015	<0.075	0.075	5.675	0.02	0.2914	0.075	0.1228	0.05	<0.025	0.025	14.51	0.06
CA39298-BP-SEPTAGE	12/23/2019	0.03358	0.015	0.1605	0.075	14.04	0.02	0.6877	0.075	0.2939	0.05	0.04231	0.025	35.13	0.3
CA39299-BP-SEPTAGE	12/26/2019	<0.015	0.015	<0.075	0.075	2.530	0.02	0.2271	0.075	0.06162	0.05	<0.025	0.025	5.702	0.06
CA39300-BP-SEPTAGE	12/27/2019	0.02601	0.015	0.1572	0.075	28.08	0.02	0.7244	0.075	0.2866	0.05	0.04604	0.025	34.17	0.3
CA39479-BP-SEPTAGE	12/30/2019	0.02123	0.015	0.1061	0.075	6.818	0.02	0.4653	0.075	0.1540	0.05	0.03135	0.025	21.46	0.06

# ***RIVER MONITORING DATA***

River Fecal Coliform Data 2019  
(MPN/100 mL)

Date	Woonasquatucket River						West River			Providence River	Seekonk River
	W-9 - Manton Ave.	W-8D - Parking Bridge Olneyville	W-8C - Delaine St.	W7C-Eagle Street	W-7B - Pleasant Valley Pkwy.	W-7A - Kinsley St.	WE-10 - Douglas Ave. Bridge	WE-12 - Veazie St. Bridge	WE-11 - West River St. Bridge	PR-12 - Crawford St. Bridge	SR-5A - Pitman Street
1/2/2019				<30.0		<30.0	90.0	90.0	150.0	150.0	
1/7/2019	90.0	<30.0	40.0	34.6	40.0	40.0				40.0	
1/8/2019				<30.0		90.0	90.0	90.0	90.0	230.0	
1/14/2019	<30.0	<30.0	<30.0	34.6	<30.0	90.0				90.0	40.0
1/15/2019				<30.0		40.0	40.0	<30.0	430.0	90.0	
1/22/2019	<30.0	<30.0	<30.0	<30.0	40.0	<30.0					230.0
1/23/2019				<30.0		<30.0	40.0	40.0	230.0	90.0	
1/28/2019	40.0	30.0	40.0	40.0	40.0	150.0				<30.0	
1/29/2019				150.0		90.0	90.0	40.0	90.0	90.0	
2/4/2019	<30.0	90.0	90.0	30.0	<30.0	90.0				230.0	
2/5/2019				40.0		40.0	90.0	40.0	90.0	30.0	
2/11/2019	40.0	40.0	40.0	34.6	<30.0	90.0				90.0	
2/12/2019				40.0		40.0	40.0	<30.0	90.0	230.0	
2/19/2019	40.0	<30.0	<30.0	34.6	40.0	<30.0				40.0	
2/20/2019				40.0		230.0	<30.0	90.0	40.0	930.0	
2/25/2019	40.0	30.0	90.0	40.0	230.0	<30.0				150.0	
2/26/2019				40.0		<30.0	90.0	40.0	90.0	150.0	
3/5/2019	<30.0	<30.0	<30.0	52.0	<30.0	<30.0				230.0	
3/6/2019				<30.0		<30.0	40.0	90.0	230.0	90.0	
3/11/2019	40.0	<30.0	<30.0	60.0	40.0	<30.0				430.0	
3/12/2019				40.0		40.0	90.0	90.0	230.0	430.0	
3/18/2019	40.0	<30.0	<30.0	34.6	40.0	40.0				<30.0	
3/19/2019				40.0		40.0	<30.0	40.0	230.0	930.0	
3/25/2019	<30.0	<30.0	<30.0	34.6	<30.0	40.0				<30.0	
3/26/2019				<30.0		<30.0	<30.0	<30.0	40.0	<30.0	90.0
4/1/2019	<30.0	90.0	<30.0	30.0	40.0	230.0				90.0	
4/2/2019				<30.0		40.0	40.0	150.0	230.0	40.0	
4/8/2019	70.0	430.0	930.0	314.5	750.0	930.0				110000.0	
4/9/2019				40.0		230.0	70.0	150.0	90.0	430.0	430.0
4/15/2019	90.0	930.0	430.0	803.1	430.0	430.0				24000.0	
4/16/2019				40.0		90.0		90.0	90.0	2300.0	
4/22/2019	40.0	230.0	230.0	90.0	90.0	90.0				230.0	
4/23/2019				750.0		1500.0		430.0	430.0	930.0	2300.0
4/29/2019	230.0	30.0	90.0	77.5	90.0	230.0				700.0	
4/30/2019				90.0		<30.0		900.0	230.0	400.0	
5/6/2019	90.0	90.0	40.0	150.0	390.0	2300.0				930.0	
5/7/2019				70.0		40.0		930.0	430.0	230.0	
5/13/2019	430.0	230.0	430.0	1313.4	750.0	430.0				430.0	
5/14/2019				930.0		640.0		230.0	930.0	750.0	

River Fecal Coliform Data 2019  
(MPN/100 mL)

Date	Woonasquatucket River						West River			Providence River	Seekonk River
	W-9 - Manton Ave.	W-8D - Parking Bridge Olneyville	W-8C - Delaine St.	W7C-Eagle Street	W-7B - Pleasant Valley Pkwy.	W-7A - Kinsley St.	WE-10 - Douglas Ave. Bridge	WE-12 - Veazie St. Bridge	WE-11 - West River St. Bridge	PR-12 - Crawford St. Bridge	SR-5A - Pitman Street
5/20/2019	90.0	430.0	40.0	587.4	430.0	230.0				750.0	
5/21/2019				2300.0		930.0		430.0	930.0	1500.0	2300.0
5/28/2019	40.0	90.0	90.0	930.0	430.0	230.0				430.0	
5/29/2019				930.0		930.0		930.0	4300.0	930.0	
6/3/2019	230.0	230.0	430.0	1060.7	430.0	930.0				140.0	
6/4/2019				430.0		430.0		750.0	430.0	230.0	<30.0
6/10/2019	430.0	230.0	430.0	314.5	230.0	230.0				930.0	
6/11/2019				24000.0		4300.0		4300.0	9300.0	24000.0	
6/17/2019	90.0	430.0	430.0	430.0	930.0	2300.0				930.0	
6/18/2019				4300.0		2300.0		430.0	2300.0	930.0	430.0
6/24/2019	230.0	430.0	9300.0	314.5	930.0	430.0				2300.0	
6/25/2019				930.0		430.0		930.0	430.0	930.0	
7/1/2019	230.0	2300.0	2300.0	1462.5	24000.0	930.0				2300.0	
7/2/2019				930.0		4300.0		930.0	9300.0	9300.0	430.0
7/8/2019	90.0	230.0	230.0	994.5	930.0	430.0				4300.0	
7/9/2019				2300.0		2300.0		2300.0	2300.0	1500.0	40.0
7/15/2019	70.0	430.0	930.0	1500.0	930.0	750.0				930.0	
7/16/2019				930.0		2300.0		930.0	930.0	2300.0	430.0
7/22/2019	930.0	430.0	230.0	632.4	390.0	4300.0				1500.0	
7/23/2019				2300.0		46000.0		46000.0	9300.0	24000.0	46000.0
7/29/2019	<30.0	230.0	210.0	994.5	430.0	430.0				930.0	
7/30/2019				9300.0		9300.0		24000.0	>240000.0	110000.0	
8/5/2019	230.0	430.0	430.0	750.0	7500.0	930.0				230.0	
8/6/2019				230.0		2100.0		930.0	930.0	390.0	<30.0
8/8/2019				21000.0	46000.0	>240000.0				110000.0	
8/13/2019	230.0	430.0	430.0	632.4	4300.0	4300.0				2300.0	
8/14/2019				430.0		230.0		430.0	9300.0	430.0	
8/19/2019	40.0	430.0	2300.0	1462.5	4300.0	2300.0				930.0	
8/20/2019				2300.0		3900.0		9300.0	46000.0	46000.0	930.0
8/26/2019	150.0	230.0	930.0	314.5	430.0	930.0				2300.0	
8/27/2019				90.0		9300.0		430.0	2300.0	9300.0	
9/3/2019	930.0	1500.0	4300.0	567.9	930.0	750.0				24000.0	
9/4/2019				230.0		1500.0		1500.0	2300.0	4300.0	930.0
9/9/2019	40.0	150.0		143.9	150.0	230.0				930.0	
9/10/2019				430.0		750.0		430.0	3900.0	750.0	90.0
9/16/2019	40.0	930.0	150.0	803.1	930.0	930.0				930.0	
9/17/2019				150.0		7500.0		150.0	2300.0	930.0	
9/23/2019	<30.0	430.0	930.0	314.5	930.0	930.0				2300.0	
9/24/2019				2300.0		15000.0		46000.0	15000.0	46000.0	46000.0

River Fecal Coliform Data 2019  
(MPN/100 mL)

Date	Woonasquatucket River						West River			Providence River	Seekonk River
	W-9 - Manton Ave.	W-8D - Parking Bridge Olneyville	W-8C - Delaine St.	W7C-Eagle Street	W-7B - Pleasant Valley Pkwy.	W-7A - Kinsley St.	WE-10 - Douglas Ave. Bridge	WE-12 - Veazie St. Bridge	WE-11 - West River St. Bridge	PR-12 - Crawford St. Bridge	SR-5A - Pitman Street
9/30/2019	<30.0	230.0	430.0	1999.7	430.0	930.0				4300.0	
10/1/2019				750.0		4300.0		430.0	930.0	750.0	
10/7/2019	<30.0	230.0	230.0	102.5	430.0	430.0				4300.0	
10/8/2019				430.0		2300.0		430.0	9300.0	24000.0	230.0
10/15/2019	90.0	230.0	40.0	150.0	430.0	430.0				230.0	
10/17/2019				21000.0		4300.0		9300.0	9300.0	46000.0	230.0
10/21/2019	90.0	90.0	230.0	95.9	430.0	230.0				2300.0	
10/22/2019				150.0		930.0		230.0	230.0	430.0	230.0
10/28/2019	1500.0	430.0	430.0	230.0	390.0	750.0				2300.0	
10/29/2019				90.0		390.0		90.0	430.0	430.0	
11/4/2019	40.0	150.0	40.0	60.0	40.0	90.0				90.0	
11/5/2019				40.0		40.0		40.0	90.0	90.0	90.0
11/12/2019	<30.0	40.0	<30.0	185.7	40.0	<30.0				150.0	
11/13/2019				40.0		90.0		90.0	230.0	90.0	
11/18/2019	90.0	<30.0	40.0	34.6	430.0	40.0				1500.0	
11/19/2019				230.0		2300.0		930.0	9300.0		230.0
11/25/2019	930.0	90.0	90.0	430.0	390.0	230.0				1500.0	
11/26/2019				230.0		1500.0		40.0	750.0	930.0	750.0
12/2/2019	30.0	40.0	110.0	230.0	150.0	230.0				1500.0	
12/3/2019				40.0		40.0		230.0	390.0	230.0	
12/9/2019	40.0	<30.0	40.0	196.7	430.0	230.0				2300.0	
12/10/2019				430.0		150.0		430.0	390.0	230.0	
12/16/2019	90.0	90.0	230.0	131.1	90.0	90.0				930.0	
12/17/2019				90.0		230.0		<30.0	430.0	230.0	
12/23/2019	40.0	<30.0	40.0	<30.0	<30.0	90.0				230.0	
12/26/2019				<30.0		<30.0	90.0	90.0	24000.0	40.0	<30.0
12/30/2019	<30.0	90.0	230.0	1359.8	430.0	430.0				930.0	
12/31/2019				<30.0		<30.0	90.0	70.0	150.0	1500.0	

River Fecal Coliform Data 2019  
(MPN/100 mL)

Date	Moshassuck River							Blackstone River				Pawtuxet River
	M-1- Higginson Ave. Bridge	M-4C - Grotto Ave. Bridge	M-4A - Grenville St.	M-4 - Cemetary St. Bridge	M-5A - Stevens St. Bridge	M-5 - Footbridge Mill St.	M-6 - Park Row Bridge	BL-2 - Whipple Bridge	BL-4 - Roosevelt St.	BL-4C - Central Ave.	B-3 - Slater Mill Dam	PX-13 - Broad St.
1/2/2019	40.0	150.0	185.7	90.0	90.0	60.0	150.0					
1/7/2019						126.9		150.0			150.0	45.8
1/8/2019	40.0	90.0	52.0	90.0	230.0	60.0	230.0					
1/14/2019						45.8		<30.0			<30.0	<30.0
1/15/2019	<30.0	2300.0	74.8	90.0	430.0	143.9	40.0					
1/22/2019						143.9		90.0			40.0	45.8
1/23/2019	230.0	150.0	67.1	40.0	90.0	95.9	390.0					
1/28/2019						52.0		40.0			90.0	52.0
1/29/2019		90.0	60.0	90.0	40.0	196.7	90.0					
2/4/2019						230.0		<30.0			30.0	34.6
2/5/2019	40.0	70.0	<30.0	<30.0	90.0	143.9	230.0					
2/11/2019						143.9		40.0			<30.0	34.6
2/12/2019	230.0	230.0	<30.0	<30.0	230.0	230.0	230.0					
2/19/2019						60.0		40.0	30.0	<30.0	<30.0	34.6
2/20/2019	40.0	90.0	90.0	40.0	930.0	462.5	430.0					
2/25/2019						415.3		<30.0	90.0	<30.0	40.0	83.1
2/26/2019	70.0	150.0	40.0	40.0	90.0	40.0	70.0					
3/5/2019						727.3		<30.0	<30.0	<30.0	40.0	40.0
3/6/2019	<30.0	230.0	60.0	90.0	230.0	314.5	430.0					
3/11/2019						727.3		40.0	90.0	40.0	40.0	
3/12/2019	230.0	40.0	52.0	<30.0	230.0	95.9	930.0					34.6
3/18/2019						314.5		90.0	<30.0	<30.0	40.0	
3/19/2019	<30.0	<30.0	143.9	40.0	2300.0	430.0	430.0					<30.0
3/21/2019					230.0							
3/25/2019						632.4		40.0	<30.0	40.0	<30.0	
3/26/2019	40.0	90.0	52.9	90.0	90.0	90.0	90.0					<30.0
4/1/2019						930.0		<30.0	40.0	<30.0	<30.0	
4/2/2019	40.0	90.0	40.0	40.0	750.0	632.4	930.0					60.0
4/8/2019						60000.0		<30.0	930.0	230.0	<30.0	
4/9/2019	2300.0	750.0	314.5	930.0	430.0	196.7	90.0					90.0
4/11/2019	<30.0			150.0	930.0							
4/15/2019						6323.8		70.0	700.0	3900.0	15000.0	
4/16/2019	40.0	40.0	230.0	430.0	430.0	230.0	150.0					34.6
4/22/2019						5678.9		90.0	<30.0	<30.0	40.0	
4/23/2019	1500.0	2300.0	727.3	1500.0	930.0	1462.5	930.0					430.0
4/29/2019						400.0		150.0	230.0	70.0	40.0	
4/30/2019	90.0	230.0	230.0	150.0	230.0	219.8	400.0					79.4
5/6/2019						803.1		40.0	<30.0	140.0	90.0	
5/7/2019	<30.0	930.0	230.0	90.0	40.0	60.0	90.0					34.6
5/13/2019						230.0		90.0	150.0		150.0	
5/14/2019	230.0	230.0	567.9	230.0	750.0	462.5	1500.0					1181.1
5/20/2019						567.9		90.0	150.0	40.0	90.0	
5/21/2019	390.0	2300.0	1500.0	930.0	930.0	6323.8	2300.0					230.0
5/28/2019						994.5		90.0	90.0	40.0	230.0	
5/29/2019	90.0	2300.0	1313.4	430.0	930.0	1462.5	2300.0					230.0
6/3/2019						835.2		70.0	90.0	90.0	70.0	
6/4/2019	150.0	930.0	415.3	230.0	2300.0	632.4	430.0					90.0
6/10/2019						2197.7		40.0	430.0	930.0	90.0	
6/11/2019	4300.0	46000.0	10158.7	46000.0	110000.0	14064.1	24000.0					14939.9
6/17/2019						10953.1		90.0	230.0	430.0	430.0	
6/18/2019	230.0	930.0	994.5	2300.0	2300.0	3144.8	9300.0					430.0



River Fecal Coliform Data 2019  
(MPN/100 mL)

Date	Moshassuck River							Blackstone River				Pawtuxet River
	M-1 - Higginson Ave. Bridge	M-4C - Grotto Ave. Bridge	M-4A - Grenville St.	M-4 - Cemetery St. Bridge	M-5A - Stevens St. Bridge	M-5 - Footbridge Mill St.	M-6 - Park Row Bridge	BL-2 - Whipple Bridge	BL-4 - Roosevelt St.	BL-4C - Central Ave.	B-3 - Slater Mill Dam	PX-13 - Broad St.
6/24/2019						6323.8		40.0	90.0	430.0	430.0	
6/25/2019	230.0	430.0	196.7	430.0	930.0	2300.0	430.0					230.0
7/1/2019						14939.9		430.0	2300.0	2300.0	4300.0	
7/2/2019	230.0	4300.0	2940.9	2300.0	4300.0	1462.5	4300.0					462.5
7/8/2019						2300.0		430.0	930.0	430.0	930.0	
7/9/2019	230.0	930.0	994.5	430.0	2300.0	1181.1	930.0					727.3
7/15/2019						3144.8		430.0	930.0	430.0	230.0	
7/16/2019	930.0	930.0	930.0	2300.0	930.0	1999.7	930.0					430.0
7/22/2019						1857.4		90.0	430.0	230.0	430.0	
7/23/2019	2300.0	110000.0	33226.5	24000.0	>240000.0	46000.0	24000.0					6323.8
7/29/2019						835.2		230.0	230.0	230.0	230.0	
7/30/2019	930.0	930.0	6323.8	4300.0	>240000.0	24000.0	110000.0					150.0
8/5/2019						314.5		40.0	430.0	390.0	90.0	
8/6/2019	40.0	930.0	430.0	1200.0	430.0	1500.0	930.0					90.0
8/8/2019			>240000.0	>240000.0		110000.0	>240000.0					
8/13/2019						2300.0		90.0	430.0	230.0	430.0	
8/14/2019	230.0	430.0	994.5	2300.0	2300.0	632.4	930.0					143.9
8/19/2019						9300.0		40.0	90.0	430.0	930.0	
8/20/2019	2300.0	9300.0	33226.5	9300.0	24000.0	20683.3	46000.0					4153.3
8/26/2019						2197.7		<30.0	40.0	90.0	90.0	
8/27/2019	430.0	390.0	632.4	1500.0	9300.0	1313.4	4300.0				1500.0	185.7
9/3/2019						3144.8		230.0		430.0		
9/4/2019	430.0	430.0	1462.5	930.0	2300.0	1795.8	1500.0					299.5
9/9/2019						835.2		90.0	150.0	90.0	930.0	
9/10/2019	90.0	930.0	803.1	930.0	930.0	1462.5	750.0					126.9
9/16/2019						8031.2		90.0	390.0	150.0	230.0	
9/17/2019	230.0	430.0	1857.4	430.0	1500.0	567.9	930.0					83.1
9/23/2019						632.4		70.0	40.0	40.0	<30.0	
9/24/2019	930.0	7500.0	14939.9	110000.0	21000.0	110000.0	24000.0					8031.2
9/30/2019						3735.0		150.0	40.0	150.0	230.0	
10/1/2019	230.0	390.0	525.4	930.0	1500.0	1857.4	930.0					52.9
10/7/2019						4624.9		40.0	90.0	70.0	230.0	
10/8/2019	430.0	430.0	4624.9	2300.0	6400.0	6323.8	12000.0					230.0
10/15/2019						430.0		70.0	<30.0	150.0	140.0	
10/17/2019	430.0	9300.0	3144.8	46000.0	4300.0	4624.9	7500.0					6323.8
10/21/2019		9300.0	150.0	930.0	15000.0	4624.9		150.0	150.0	430.0	430.0	
10/22/2019	750.0	390.0	373.5	150.0	430.0	430.0	930.0					40.0
10/28/2019						2300.0		390.0	430.0	390.0	430.0	
10/29/2019	90.0	4300.0	1462.5	2300.0	930.0	1313.4	1500.0					60.0
11/4/2019						185.7		40.0	<30.0	150.0	40.0	
11/5/2019	40.0	230.0	40.0	40.0	430.0	314.5	930.0					<30.0
11/12/2019						1857.4		40.0	<30.0	40.0	40.0	
11/13/2019	230.0	930.0	441.9	430.0	1500.0	1181.1	230.0					52.0
11/18/2019						764.9		90.0	70.0	930.0	150.0	
11/19/2019	90.0	4300.0	335.4	930.0	24000.0	11811.0	9300.0					34.6
11/25/2019						632.4		430.0	230.0	150.0	230.0	
11/26/2019	750.0	430.0	1181.1	930.0	9300.0	3144.8	3900.0					230.0
12/2/2019						2300.0		70.0	90.0	40.0	70.0	
12/3/2019	<30.0	230.0		140.0	430.0	230.0	430.0					95.9
12/9/2019						10158.7		<30.0	40.0	<30.0	<30.0	

River Fecal Coliform Data 2019  
(MPN/100 mL)

Date	Moshassuck River							Blackstone River				Pawtuxet River
	M-1- Higginson Ave. Bridge	M-4C - Grotto Ave. Bridge	M-4A - Grenville St.	M-4 - Cemetary St. Bridge	M-5A - Stevens St. Bridge	M-5 - Footbridge Mill St.	M-6 - Park Row Bridge	BL-2 - Whipple Bridge	BL-4 - Roosevelt St.	BL-4C - Central Ave.	B-3 - Slater Mill Dam	PX-13 - Broad St.
12/10/2019	<30.0	230.0	930.0	230.0	430.0	254.0	230.0					314.5
12/16/2019								230.0	230.0	430.0	930.0	
12/17/2019	90.0	230.0		150.0	930.0	1462.5	430.0					196.7
12/23/2019						632.4		40.0	90.0	90.0	<30.0	
12/26/2019	90.0	930.0	52.0	140.0	90.0	430.0	430.0					90.0
12/30/2019						10158.7		90.0	930.0	230.0	<30.0	
12/31/2019	430.0	230.0	462.5	90.0	430.0	430.0	430.0					131.1