

PRETREATMENT PROGRAM

# ANNUAL REPORT

JANUARY 1, 2020 – DECEMBER 31, 2020



ATTACHMENT VOLUME II

NBC WASTEWATER TREATMENT  
FACILITY, SEWERAGE DISTRICT AND  
USER SPECIFIC DATA

***ATTACHMENT VOLUME II***

***NARRAGANSETT BAY COMMISSION***

***WASTEWATER TREATMENT  
FACILITY, SEWERAGE DISTRICT AND  
USER SPECIFIC DATA***

**LISTING OF ATTACHMENT SECTIONS  
ATTACHMENT VOLUME II**

**NBC WASTEWATER TREATMENT FACILITY,  
SEWERAGE DISTRICT AND  
USER SPECIFIC DATA**

<b><u>SECTION #</u></b>	<b><u>TITLE</u></b>
1	Industrial and Commercial users
2	Permit Issuance / Reissuance Activities
3	User Inspection History
4	Emergency or Special Investigations
5	Compliance Monitoring Results for Significant Industrial Users
6	Compliance Monitoring Results for Non-Significant Users
7	Surveillance Manhole Monitoring Data and Legend
8	Summary of Notice of Violation Letters Issued
9	User Late Reports and Requirements
10	POTW, Septage, and River Monitoring Data

***ATTACHMENT VOLUME II***

***SECTION 1***

***INDUSTRIAL AND COMMERCIAL  
USERS***

***INDUSTRIAL AND COMMERCIAL  
USERS***

***FIELD'S POINT***

**Industrial and Commerical Users  
Field's Point - 2020**

<b>Company Name</b>	<b>Facility Address</b>	<b>Category</b>	<b>Significant</b>
141 Westminster Corporation	141 Westminster Street Providence RI 02903	85	No
144 Benefit Street Associates	144 Benefit Street Providence RI 02903-1208	86	No
1484 MSA Donuts, LLC	1484 Mineral Spring Avenue North Providence RI 02904	85	No
1592 MSA Donuts, LLC	1592 Mineral Spring Avenue North Providence RI 02904	85	No
1871 MSA Donuts, LLC	1871 Mineral Spring Avenue North Providence RI 02904	85	No
2 Brothers Family Pizza, Inc.	1385 Mineral Spring Avenue North Providence RI 02904	85	No
221 Academy Ave. Meat, Inc.	221 Academy Avenue Providence RI 02908	81	No
271 Tockwotten Partners LLC	271 Tockwotton Street Providence RI 02912	36	No
275 Group LLC	35 Aborn Street Providence RI 02903	85	No
383 Corporation - First Floor	100 Twin River Road, 1st Floor Lincoln RI 02865	85	No
383 Corporation - Second Floor	100 Twin River Road, 2nd Floor Lincoln RI 02865	85	No
383 Corporation - Third Floor	100 Twin River Road, 3rd Floor Lincoln RI 02865	85	No
401 Pizza, Inc.	609 Elmwood Avenue Providence RI 02907	85	No
50 Weybosset Holdings, LLC	50 Weybosset Street Providence RI 02903	85	No
615 Charles Street, Inc.	615 Charles Street Providence RI 02904	92	No
65 Bath Pro LLC	65 Bath Street Providence RI 02908	86	No
73 Washington Corp.	81 Washington Street Providence, RI RI 02903	85	No
7-Eleven Inc. (Atwells)	548 Atwells Avenue Providence RI 02909	85	No
7-Eleven Inc. (Broad Street)	270 Broad Street Providence RI 02903	85	No
7-Eleven, Inc.	775 Cranston Street Providence RI 02907	85	No
A & F Plating Company	45 River Avenue Providence RI 02908	11	Yes
A Duie Pyle, Inc.	4 Green Earth Avenue Johnston RI 02919	37	No
A&M Fairway, Inc.	114 Waterman Street Providence RI 02906	85	No
A. Harrison & Company, Inc.	35 Hurdis Street North Providence RI 02904	22	Yes
A.A. Mariani Funeral/Carriage	200 Hawkins Street Providence RI 02904	96	No
A.N.I., LLC	1039 Chalkstone Avenue Providence RI 02908	85	No
AAA Northeast Warehouse/Fleet Operations	160 Royal Little Drive Providence RI 02904	37	No
AAMCO Transmission	422 Silver Spring Street Providence RI 02904	42	No
Academy Donuts, Inc.	270 Academy Avenue Providence RI 02908	85	No
Access Dental Care	1234 Mineral Spring Avenue North Providence RI 02904	94	No
Achievement First	370 Hartford Avenue Providence RI 02909	86	No
ACM Restaurant Inc.	772 Hope Street Providence RI 02906	85	No
Ada's Creations, Inc.	1137 Broad Street Providence RI 02905	85	No
Admiral Donuts, Inc.	50 Admiral Street Providence RI 02908	85	No
Admiral Packaging	10 Admiral Street Providence RI 02908-3203	42	No
Admiral Suds Laundry	363 Admiral Street Providence RI 02908	92	No

**Industrial and Commerical Users  
Field's Point - 2020**

<b>Company Name</b>	<b>Facility Address</b>	<b>Category</b>	<b>Significant</b>
Adriana Inc.	864 Broad Street Providence RI 02907	85	No
Advanced Dental Care	433 Lloyd Avenue Providence RI 02906	94	No
Aipso	302 Central Avenue Johnston RI 02919	86	No
Al Forno	577 South Main Street Providence RI 02903	85	No
Al Son De Mi Barrio	690 Atwells Avenue Providence RI 02909	85	No
Alberto K. Corporation	230-232 Atwells Avenue Providence RI 02903	85	No
Al-Jac Produce	33 Hemlock Street Providence RI 02908	81	No
Allens Ave Donuts, LLC	820 Allens Avenue Providence RI 02905	85	No
Allied Group, LLC	333 Bucklin Street Providence RI 02907	24	No
Alloy Holdings, LLC	160 Niantic Avenue Providence RI 02907	43	Yes
Alpine Auto Body, Inc.	416 West Fountain Street Providence RI 02903	97	No
Aluminum & Copper Recycling, Inc.	68 Salem Street Providence RI 02907	42	No
Alviti Link-All, Inc.	165 Dyerville Avenue Johnston RI 02919	42	No
Americana Expo Center, LLC	740 Plainfield Street Providence RI 02909	85	No
Amos House - Pine Street	460 Pine Street Providence RI 02907	85	No
Ampex Brands Pizza of NE, Inc.	1565 Mineral Spring Avenue North Providence RI 02904	85	No
Ampex Brands Pizza of NE, Inc.	580 Chalkstone Avenue Providence RI 02908	85	No
Amy's Place	214 Wickenden Street Providence RI 02903	85	No
Anchor Bay @ Pocasset	12 Old Pocasset Lane Johnston RI 02919	86	No
Andino's Restaurant	171 Atwells Avenue Providence RI 02903	85	No
Andrade Cranston Donuts	552 Cranston Street Providence RI 02907	85	No
Andrea's Restaurant	268 Thayer Street Providence RI 02906	85	No
Angell Street Dental Associate	425 Angell Street Providence RI 02906	94	No
Angkor Restaurant	10 Traverse Street Providence RI 02903	85	No
Anjon Inc.	659 Killingly Street Johnston RI 02919	85	No
Annex Plating	9 Warren Avenue North Providence RI 02911	41	No
Anthony M. Paolucci, DMD, P.C.	1545 Smith Street North Providence RI 02911	94	No
Anthony Paolucci Family Dentists	931 Smith Street Providence RI 02908	94	No
Antojitos Quetzal, Inc.	447 Hartford Avenue Providence RI 02909	85	No
Antonelli Poultry	62 DePasquale Avenue Providence RI 02903	81	No
Antonio's Pizza - Thayer Street LLC	256-258 Thayer Street Providence RI 02906	85	No
Apac Tool, Inc.	49 Hurdis Street North Providence RI 02904	46	No
Apsara Asian Restaurant	716 Public Street Providence RI 02907	85	No
ARA-Rhode Island Dialysis	9 Plenty Street Providence RI 02907	95	No
Arbor Hill Assisted Living	153 Dean Street Providence RI 02903	86	No
Archangel Michael Inc.	1417 Atwood Avenue Johnston RI 02919	85	No

**Industrial and Commerical Users  
Field's Point - 2020**

<b>Company Name</b>	<b>Facility Address</b>	<b>Category</b>	<b>Significant</b>
Arden Jewelry Mfg. Co.	10 Industrial Lane Johnston RI 02919	42	No
AREE, LLC	18 South Angell Street Providence RI 02906	85	No
Aristocrat Dental Laboratory	868 Charles Street North Providence RI 02904	99	No
Armbrust International, Ltd.	735 Allens Avenue Providence RI 02905-5412	11	Yes
Armstrong/Gladding. American Post. #69	2 Salem Street Providence RI 02907	85	No
Aro-Sac, Inc.	1 Warren Avenue North Providence RI 02911	42	No
AS220	115 Empire Street Providence RI 02903	99	No
AS220 - Print Shop	131 Washington Street Providence RI 02903	24	No
ASP & Training Inc.	150 Niantic Avenue Providence RI 02907	85	No
Aspen Dental	1384 Atwood Avenue Johnston RI 02919	94	No
Atamian Manufacturing Corp.	910 Plainfield Street Providence RI 02909	21	No
Athena Healthcare	99 Hillside Avenue Providence RI 02906	86	No
Atlantic Gladstone Realty, LLC.	110 Elm Street Providence RI 02903	53	No
Atwells Ave Donuts, LLC	579 Atwells Avenue, Unit 3, Building E Providence RI 02909	85	No
Atwells Realty Corporation	One Franklin Square Providence RI 02903	85	No
Atwill-Conroy Providence, LLC	1196 Smith Street Providence RI 02908	94	No
Atwood Car Wash	1512 Atwood Avenue Johnston RI 02919	97	No
Atwood Donuts, LLC	1491 Atwood Avenue Johnston RI 02919	85	No
Au Bon Pain - Women & Infants' Hospital	101 Dudley Street Providence RI 02905	85	No
Augusta Street Kitchen	361 Academy Avenue Providence RI 02908	85	No
Aurora Civic Association	289 Broadway Providence RI 02903	85	No
Auto Parts Group Southwest, LLC.	30 Green Earth Avenue Johnston RI 02919	42	No
Avalon Bay - Center Place	50 Park Row West Providence RI 02903	89	No
Avenue Grille	2223 Mineral Spring Avenue North Providence RI 02911	85	No
Aznet, LLC	856 Admiral Street Providence RI 02904	92	No
B&D, LLC	579 Atwells Avenue, Suite 102 Providence RI 02909	85	No
B. Deltoro & Sons, Inc.	393 Harris Avenue Providence RI 02909	81	No
B. Maceroni & Sons, Inc.	1381 Smith Street North Providence RI 02911	96	No
B.A. Beverage Company, LLC	1910 Smith Street Unit 4 North Providence RI 02911	85	No
B.Good	269 Thayer Street Providence RI 02906	85	No
B.J. Clanton Complex	674 Prairie Avenue Providence RI 02903	86	No
Baba's First Daughter, LLC	424 Smith Street Providence RI 02908	85	No
Baffoni's Poultry Farm	320 Greenville Avenue Johnston RI 02919	81	No
Bagel Express	1846 Smith Street North Providence RI 02911	81	No
Baja's	273A Thayer Street Providence RI 02906	85	No
Baja's Taqueria	227 Thayer Street Providence RI 02906	85	No



**Industrial and Commerical Users  
Field's Point - 2020**

<b>Company Name</b>	<b>Facility Address</b>	<b>Category</b>	<b>Significant</b>
Baja's Taqueria	1650 Mineral Spring Avenue North Providence RI 02911	85	No
Ballard Mack Sales and Service of RI	280 Scituate Avenue Johnston RI 02919	37	No
Bang Bar Inc.	370 Richmond Street Providence RI 02903	85	No
Bannister Operations Associates, LLC	135 Dodge Street Providence RI 02907	86	No
Barbara M. Bilder, D.M.D.	116 Wayland Avenue Providence RI 02906	94	No
Bay Foods, Inc.	1303 North Main Street Providence RI 02904	85	No
Bayberry Beer Hall	381 West Fountain Street Providence RI 02903	85	No
Bayside Endoscopy Center, LLC.	33 Staniford Street, First Floor Providence RI 02905	95	No
BC Providence LLC	223 Thayer Street Providence RI 02906	85	No
Being Sisyphus, Inc.	11 Olneyville Square Providence RI 02909	85	No
Bell Funeral Home, Inc.	571 Broad Street Providence RI 02907	96	No
Bella's Jewelry	225 Dupont Drive Providence RI 02907	42	No
Beneficent House, Inc.	One Chestnut Street Providence RI 02903	86	No
Benefit Dental Care, LLC	5 Benefit Street Providence RI 02904	94	No
Berkshire Place Ltd.	455 Douglas Avenue Providence RI 02908	86	No
Best Cleaner Inc.	1115 Chalkstone Avenue Providence RI 02908	92	No
Best Eastern Chinese and Japanese Restaurant	1820 Mineral Spring Avenue North Providence RI 02904	85	No
Best Taste	1001 Mineral Spring Avenue North Providence RI 02904	85	No
Bethany Home of Rhode Island	111 South Angell Street Providence RI 02906	86	No
Betty's	1137 Charles Street North Providence RI 02904	85	No
Big Tony's Pizza	525 Eaton Street Providence RI 02908	85	No
Biltmore Providence Lessee, LLC	11 Dorrance Street Providence RI 02903	85	No
Bites by Bre	11 Aleppo Street Providence RI 02909	85	No
Bitumar USA	30 Shipyard Street Providence RI 02905	95	No
Bj's Wholesale Club	200 Stonehill Road Johnston RI 02919	82	No
BKCHOL Inc.	333 Westminster Street Providence RI 02903	85	No
BL Restaurant Operations, LLC	One Union Station Providence RI 02903	85	No
Blend, LLC	57 DePasquale Square Providence RI 02903	85	No
Blessing in Disguise, Inc.	72 Putnam Street Providence RI 02909	92	No
Blossom Laundry Inc.	65 Manton Avenue Providence RI 02909	92	No
Blue Cross Blue Shield of Rhode Island	500 Exchange Street Providence RI 02903	86	No
Blush Bakeshop, LLC	408 Atwells Avenue Providence RI 02909	85	No
Bob's Riccotti's Sandwich Shop	1465 Atwood Avenue Johnston RI 02919	85	No
BOE Fermenterprises	425 West Fountain Street Providence RI 02903	34	No
Bolt Coffee Co.	96 Calverly Street Providence RI 02908	89	No
Bonollo Provisions Co., Inc.	55 Clarkson Street Providence RI 02908	81	No

**Industrial and Commerical Users  
Field's Point - 2020**

<b>Company Name</b>	<b>Facility Address</b>	<b>Category</b>	<b>Significant</b>
Borden Donuts	602 Killingly Street Johnston RI 02906	85	No
Borrelli's Bakery	805 Charles Street Providence RI 02904	81	No
Boscov's Department Store, LLC	6 Providence Place Providence RI 02903	85	No
Boston Bioskills Lab LLC	232 West Exchange Street Providence RI 02903	95	No
Branch Donuts, Inc.	740 Branch Avenue Providence RI 02904	85	No
Bravo Brasserie	123 Empire Street Providence RI 02903	85	No
Bread Unlimited, LLC	11 Newark Street, #1 Providence RI 02908	81	No
Brewed Awakenings Coffeehouse LLC	1577 Atwood Avenue Johnston RI 02919	85	No
Briana's Restaurant	758 Atwells Avenue Providence RI 02909	85	No
Briarcliffe Gardens	49 Old Pocasset Road Johnston RI 02919	86	No
Bright Funeral Home	290 Public Street Providence RI 02905	96	No
Brittany Motors	159 Greenville Avenue Johnston RI 02919	97	No
Broad and Potter Laundromat	769 Broad Street Providence RI 02907	92	No
Broad Street Little Caesars, LLC	529 Broad Street Providence RI 02907	85	No
Broadway Bistro	205 Broadway Providence RI 02903	85	No
Broadway Laundry, Inc.	135 Broadway Providence RI 02903	92	No
Broccoli-Thompson Enterprises, LLC	1455 Mineral Spring Ave North Providence RI 02904	85	No
Brother's Famous Pizza	950 Broad Street Providence RI 02905	85	No
Brown University	75 Waterman Street Providence RI 02912	85	No
Brown University - 70 Brown Street	70 Brown Street Providence RI 02906	86	No
Brown University - 85 Waterman Street	85 Waterman Street Providence RI 02912	95	No
Brown University - Barbour Hall	100 Charlesfield Street Providence RI 02912	86	No
Brown University - Barus & Holley	184 Hope Street Providence RI 02912	95	No
Brown University - Central Heat Plant	235 Lloyd Avenue Providence RI 02906	52	No
Brown University - Diman & Wayland House	31 Brown Street Providence RI 02904	86	No
Brown University - Facilities Management	295 Lloyd Avenue Providence RI 02912	97	No
Brown University - Faculty Club	One Magee Street Providence RI 02912	85	No
Brown University - Geochem	156 George Street Providence RI 02906	95	No
Brown University - Graduate Center	42 Charlesfield Street Providence RI 02912	86	No
Brown University - Granoff Center	154 Angell Street Providence RI 02912	89	No
Brown University - Keeney Quad	11 Benevolent Street Providence RI 02912	86	No
Brown University - List Art	64 College Street Providence RI 02912	93	No
Brown University - Macmillan Hall	167 Thayer Street Providence RI 02906	95	No
Brown University - Meehan Auditorium	235 Hope Street Providence RI 02912	89	No
Brown University - Metcalf hall	98 Cushing Street Providence RI 02912	86	No
Brown University - Miller Hall	118 Cushing Street Providence RI 02912	86	No

**Industrial and Commerical Users  
Field's Point - 2020**

<b>Company Name</b>	<b>Facility Address</b>	<b>Category</b>	<b>Significant</b>
Brown University - Nelson Fitness Center	225 Hope Street Providence RI 02912	89	No
Brown University - New Pembroke Hall	302 Thayer Street Providence RI 02912	86	No
Brown University - Rhode Island Hall	60 George Street Providence RI 02906	86	No
Brown University - School of Engineering	345 Brook Street Providence RI 02912	95	No
Brown University - Sears House	113 George Street Providence RI 02906	86	No
Brown University - Sharpe Refectory	144 Thayer Street Providence RI 02906	85	No
Brown University - Sidney Frank Hall	171 Meeting Street Providence RI 02912	95	No
Brown University - Vartan Gregorian Quad	101 Thayer Street Providence RI 02912	86	No
Brown University - Verney Woolley	204 Meeting Street Providence RI 02912	86	No
Brown University - Wellness Center	450 Brook Street Providence RI 02912	86	No
Brown University - Wriston Quad	29 Brown Street Providence RI 02904	86	No
Brown University- Alumnae Hall	194 Meeting Street Providence RI 02906	52	No
Brown University- Harkness House	47 Charlesfield Street Providence RI 02906	86	No
Brown University-Andrews Hall	211 Bowen Street Providence RI 02912	86	No
Brown University-Hope College	71 Waterman Street Providence RI 02912	86	No
Brown University-Horace Mann	47 George Street Providence RI 02912	86	No
Brown University-Lyman Hall	83 Waterman Street Providence RI 02912	86	No
Brown University-Manning Hall	21 Prospect Street Providence RI 02912	86	No
Brown University-Medical Education Bldg.	222 Richmond Street Providence RI 02903	95	No
Brown University-Remediation Project	70 Ship Street Providence RI 02912	40	No
Brown University-Watson Center	115 Waterman Street Providence RI 02912	53	No
BTP LLC (Broadway)	342 Broadway Providence RI 02909	85	No
BTP LLC (Hope Street)	820 Hope Street Providence RI 02906	85	No
BTP, LLC	103 Point Street Providence RI 02907	85	No
Bubble Tea House	849 Westminster Street Providence RI 02903	85	No
Bucktown PVD LLC	471 West Fountain Street Providence RI 02903	85	No
Burger Domination LLC	301 Atwells Avenue Providence RI 02903	85	No
Burger King - # 1989	458 Smithfield Avenue Providence RI 02904	85	No
Burger King - # 2421	280 Broad Street Providence RI 02907	85	No
Burger King - #3406	45 Pleasant Valley Parkway Providence RI 02908	85	No
Burton Family Dental	1492 Mineral Spring Avenue North Providence RI 02904	94	No
Butler Hospital	345 Blackstone Boulevard Providence RI 02906	90	No
Butterbang, LLC	11 Aleppo Street, Unit #7 Providence RI 02909	85	No
B-X Providence, LLC	700 Smith Street Providence RI 02908	86	No
B-X Providence, LLC	800 Smith Street Providence RI 02908	86	No
C&L Johnston, LLC	1448 Hartford Avenue, Suite A Johnston RI 02919	85	No

**Industrial and Commerical Users  
Field's Point - 2020**

<b>Company Name</b>	<b>Facility Address</b>	<b>Category</b>	<b>Significant</b>
CAAL Corporation	660 Woonasquatucket Avenue North Providence RI 02911	99	No
Cafe Choklad	2 Thomas Street Providence RI 02903	85	No
Cafe Four Twelve, Inc.	412 Douglas Avenue Providence RI 02908	85	No
Cafe La France - Empire	73 Empire Street Providence RI 02903	85	No
Cafe Nuovo	One Citizen Plaza Providence RI 02903	85	No
Calf Donuts Inc.	1245 North Main Street Providence RI 02904-1854	85	No
California Taco	94 Plain Street Providence RI 02905	85	No
Cal's Corner Restaurant	1538 Smith Street North Providence RI 02911	85	No
Camila Dry Cleaner, LLC	1060 Broad Street Providence RI 02905	92	No
Camp Nowhere	1838 Smith Street North Providence RI 02911	85	No
CAMRAC, LLC	1935 Mineral Spring Avenue North Providence RI 02904	37	No
Capital Grille Holdings, Inc.	10 Memorial Blvd. Suite 101 Providence RI 02903	85	No
Capitol Hill Dental	276 Smith Street Providence RI 02908	94	No
Capriccio's Restaurant	2 Pine Street Providence RI 02903	85	No
Caress Dental Inc.	909 North Main Street Providence RI 02904	94	No
Caribbean Mini Market, LLC	615 Charles Street Providence RI 02904	85	No
Carito's	320 Cranston Street Providence RI 02907	85	No
Carl M. Cotoia DDS	183 Waterman Avenue Providence RI 02906	94	No
Casa Azul Taqueria	890 Allens Avenue Providence RI 02905	85	No
Casa Mexico	802 Atwells Avenue Providence RI 02909	85	No
Caserta Pizzeria	121 Spruce Street Providence RI 02903-1524	85	No
Casino Bound Donuts, LLC	1783 Old Louisquisset Pike Lincoln RI 02865	85	No
Cassarino's Restaurant	177 Atwells Avenue Providence RI 02903	85	No
Castillo Dental & Associates, Inc.	2148 Mineral Spring Avenue North Providence RI 02911	94	No
Catering 0808 LLC, d/b/a Roberts Deli	1282 Chalkstone Avenue Providence RI 02908	85	No
Cathedral Art Metal Co., Inc.	25 Manton Avenue Providence RI 02909	24	No
CAV	14 Imperial Place Providence RI 02903	85	No
CC WCM-MP PO, LLC	180 Friendship Street Providence RI 02903	83	No
Celebrity Cleaners	335 Manton Avenue Providence RI 02909	92	No
Central High School	70 Fricker Street Providence RI 02903	86	No
Centro America Ditribuidora Supermarket	996 Chalkstone Avenue Providence RI 02908	81	No
Certified Disaster Restoration	15 Clarkson Street Providence RI 02908	99	No
CGRG Enterprises, LLC	1041 Douglas Avenue Providence RI 02904-1609	85	No
Chacho, LLC	286 Academy Avenue Providence RI 02908	85	No
Chalkstone Auto Body, Inc.	224 Chalkstone Avenue Providence RI 02908	97	No
Chalkstone Supermarket	1050 Chalkstone Avenue Providence RI 02908	82	No

**Industrial and Commerical Users  
Field's Point - 2020**

<b>Company Name</b>	<b>Facility Address</b>	<b>Category</b>	<b>Significant</b>
Chanthathim Inc.	787 Hope Street Providence RI 02906	85	No
Charlesgate Nursing Center	100 Randall Street Providence RI 02904	86	No
Charley PR Inc.	46 Providence Place, Space 5115 Providence RI 02903	85	No
Chef Ho's	243 Atwells Avenue Providence RI 02903	85	No
Chelo's	505 Silver Spring Street Providence RI 02904	85	No
Chengdu Taste	495 Smith Street Providence RI 02908	85	No
Cheng's Kitchen	1526 Smith Street North Providence RI 02911	85	No
Cherry Hill Grille	223 B Greenville Avenue Johnston RI 02919	85	No
Cherry Hill Manor	2 Cherry Hill Road Johnston RI 02919	86	No
Chez Pascal	960 Hope Street Providence RI 02906	85	No
Chicken Coop on Smith Hill	389 Smith Street Providence RI 02908	85	No
Chilangos LLC	447 Manton Avenue Providence RI 02909	85	No
China Garden Chinese Restaurant	1011 Chalkstone Avenue Providence RI 02908	85	No
Chipotle LLC	1386 Atwood Avenue Johnston RI 02919	85	No
Chipotle Mexican Grill	66 Branch Avenue Providence RI 02904	85	No
Chipotle Mexican Grill	235 Thayer Street Providence RI 02906	85	No
Choice Collision Center	125 Ernest Street Providence RI 02905	97	No
Choi's Restaurant	420 Cranston Street Providence RI 02907	85	No
Chomp PVD, LLC	117 Ives Street Providence RI 02906	85	No
Chow Fun, Inc.	121 North Main Street Providence RI 02903	85	No
Christian Brothers LLC	11 West Park Street Providence RI 02908	86	No
Christina D. Dicommes DMD	1557 Hartford Avenue Johnston RI 02919	94	No
Christopher Realty Corp.	1675 Douglas Avenue North Providence RI 02904	85	No
CIB Enterprises	7 Parade Street Providence RI 02909	85	No
Cibao Supermarket	228 Manton Avenue Providence RI 02903	82	No
Cisco's Pizza	361 Reservoir Avenue Providence RI 02907	85	No
Citizens Bank	685 Greenville Avenue Johnston RI 02919	86	No
City of Providence	444 Westminster Street Providence RI 02903	86	No
City of Providence	2 Kennedy Plaza Providence RI 02903	89	No
Cityline Dental	400 Reservoir Avenue Providence RI 02907	94	No
CJUF III MJH Providence, LLC	One Orms Street Providence RI 02904	86	No
Claudia's Creations LLC	1958 Smith Street North Providence RI 02911	85	No
Club Fantasies	28 Sims Avenue Providence RI 02909-1023	85	No
CND Marketing	50 Ann Mary Street Pawtucket RI 02860	85	No
Coca-Cola Bottling Company of Northern New England	95 Pleasant Valley Parkway Providence RI 02908	37	No
Coffee Plus Snack Bar V.F.#68	80 Washington Street Providence RI 02903	85	No

**Industrial and Commerical Users  
Field's Point - 2020**

<b>Company Name</b>	<b>Facility Address</b>	<b>Category</b>	<b>Significant</b>
Coin-Op - Providence	280 - 282 Smith Street Providence RI 02908	92	No
Colbea LLC (North Main)	1075 North Main Street Providence RI 02904	97	No
Comfort Dental	1482 Broad Street Providence RI 02905	94	No
Community College of RI	1762 Louisquisset Pike Lincoln RI 02865-4585	86	No
Community College of RI - Providence	One Hilton Street Providence RI 02905	86	No
Complete Cleaning Systems Inc.	333 Niantic Avenue, Unit 1 Cranston RI 02910	99	No
Contech Medical, Inc.	99 Hartford Avenue Providence RI 02909	43	No
Contract Specialties, Inc.	234 Hartford Avenue Providence RI 02909	11	Yes
Cool-Lick's Lemonade and Ice Cream	1808 Smith Street North Providence RI 02911	85	No
Cooperative Care Center	2 Dudley Street Providence RI 02905-3236	90	No
Copper Todd LLC	185 Camp Street Providence RI 02906	85	No
Coronado LLC	1428 Hartford Avenue Johnston RI 02919	85	No
Costantino's Venda Bar & Ristorante	265 Atwells Avenue Providence RI 02903	85	No
Courtesy Cleaners, Inc.	13 Industrial Lane Johnston RI 02919	92	No
Courtyard by Marriott	32 Exchange Terrace Providence RI 02903	86	No
Cox Communications, Inc. - FP Vault	9 James P Murphy Highway West Warwick RI 02893	27	No
Craig Van Dongen, DDS	372 Ives Street Providence RI 02906	94	No
Crepe Corner	1577 Westminster Street Providence RI 02909	85	No
Crespo Market LLC	1115 Broad Street Providence RI 02905	81	No
Crisloid, LLC	55 Porter Street Providence RI 02905	21	No
Crisp LLC	385 Westminster Street Providence RI 02903	85	No
Cromwell Ventures, LLC	55 Cromwell Street Providence RI 02907	86	No
Cumberland Farms Inc.	744 Branch Avenue Providence RI 02904	85	No
Cumberland Farms, Inc.	663 Killingly Street Johnston RI 02919	85	No
Cumberland Farms, Inc.	1040 Mineral Spring Avenue North Providence RI 02904	85	No
CV South Street Landing LLC	350 Eddy Street Providence RI 02903	53	No
D & D Chrome Plating	355 Dexter Street Providence RI 02907	41	No
D&D Coffee, Inc.	1800 Smith Street North Providence RI 02911	85	No
D. E. Foods, Inc.	420 Broad Street Providence RI 02907	85	No
D. Palmieri Bakery	624 Killingly Street Johnston RI 02919	89	No
D'Ambra Auto Sales	169 Elmwood Avenue Providence RI 02907	97	No
Darlington Memory Lane Inc.	1073 Mineral Spring Avenue North Providence RI 02904	86	No
Dave & Buster's	40 Providence Place Providence RI 02903	85	No
Dave's Coffee	341 South Main Street Providence RI 02903	85	No
David I. Konicov, D.D.S.	189 Governor Street Providence RI 02906	94	No
Davies Technical School	50 Jenckes Hill Road Lincoln RI 02865	86	No

**Industrial and Commerical Users  
Field's Point - 2020**

<b>Company Name</b>	<b>Facility Address</b>	<b>Category</b>	<b>Significant</b>
DaVinci Restaurant	146 Acorn Street Providence RI 02903	85	No
Dean Auto Collision Center	700 North Main Street Providence RI 02904	97	No
Dean Auto Collision Center Inc.	30 Livingston Street Providence RI 02904	97	No
Delgado Inc.	499 Cranston Street Providence RI 02907	85	No
DelGreco Family LLC	819 Elmwood Avenue Providence RI 02907	97	No
DeLuise Bakery Inc.	1251 Chalkstone Avenue Providence RI 02908	81	No
Den Den	182 Angell Street Providence RI 02906	85	No
Den Den Cafe Asiana	161 Benefit Street Providence RI 02903	85	No
Denise M. Shapiro, DDS	40 Elmgrove Avenue Providence RI 02906	94	No
Dent Plus Dental Center	66 Kennedy Plaza Providence RI 02903	94	No
Dental Associates of RI	1414 Atwood Avenue - Suite 350 Johnston RI 02919	94	No
Department of Administration	50 Orms Street Providence RI 02904	52	No
Department of Administration	1 Capitol Hill Providence RI 02908	83	No
Department of Veterans Affairs Medical Center	830 Chalkstone Avenue Providence RI 02908	90	No
Designs International Inc.	1263 Hartford Avenue Johnston RI 02919	42	No
Detroit Collision Center	1189 Douglas Avenue North Providence RI 02904	97	No
Dexter Cleaners	1669 Mineral Spring Avenue North Providence RI 02904	92	No
Diegos Providence LLC	192 Wayland Avenue Providence RI 02906	85	No
DiFruscia Industries, Inc.	20-A Starr Street Johnston RI 02919	11	Yes
Dinga Operating LLC	1427 Hartford Avenue Johnston RI 02919	85	No
Diocese of Providence	21 Traverse Street Providence RI 02903	85	No
Diocese of Providence - Office Building	One Cathedral Square Providence RI 02903	52	No
Dolce E Pane	725 Branch Avenue Providence RI 02904	81	No
Dolores	100 Hope Street Providence RI 02906	85	No
Domino's Pizza (Broad Street)	526 Broad Street Providence RI 02907	85	No
Drs. Votolato and Paziienza	266 Wayland Avenue Providence RI 02906	94	No
DTC Enterprises	930 Narragansett Boulevard Providence RI 02905	85	No
Dunkin Donuts - Pleasant Valley	14 Pleasant Valley Parkway Providence RI 02908	85	No
Dunkin Donuts (Providence Place Mall)	Providence Place Mall Providence RI 02903	85	No
Dunkin Donuts Center	One LaSalle Square Providence RI 02903	86	No
Du-Pro-Lux Cleansers	597 Plainfield Street Providence RI 02909	92	No
E&M Enterprises, Ltd.	16 Sunnyside Avenue Johnston RI 02919	11	Yes
Eagle Laundry Inc.	411 Charles Street Providence RI 02904	25	Yes
East Coast Screen Printing	22 Partridge Street Providence RI 02908	99	No
East End, LLC	244 Wickenden Street Providence RI 02903	85	No
East Side Cottage, LLC	748 Hope Street Providence RI 02906	85	No

**Industrial and Commerical Users  
Field's Point - 2020**

<b>Company Name</b>	<b>Facility Address</b>	<b>Category</b>	<b>Significant</b>
East Side Periodontics, Ltd.	324 Angell Street Providence RI 02906	99	No
East Side Pockets, INC	278 Thayer Street Providence RI 02906	85	No
Eastern Screw Company	71 Mill Street Johnston RI 02919	26	No
Eastside Providence, LLC	165 Pitman Street Providence RI 02906	82	No
Easy Entertaining, Inc.	166 Valley Street, Building 10 Providence RI 02909	85	No
Ebisu Restaurant	38 Pontiac Avenue Providence RI 02907	85	No
Edgewood Restaurant Holdings, LLC.	800 Allens Avenue Providence RI 02905	85	No
El Caribeno Restaurant	226 Academy Avenue Providence RI 02908	85	No
El Chapin	271 Plainfield Street Providence RI 02909	85	No
El Eden Express	610 B Elmwood Avenue Providence RI 02907	85	No
El Eden Restaurant	1110 Chalkstone Avenue Providence RI 02908	85	No
El Fogon Latino Restaurant, LLC	1100 Broad Street Providence RI 02905-1619	85	No
El Mogote	1262 Broad Street Providence RI 02905	85	No
El Quiche Bakery Store, Inc.	1076 Chalkstone Avenue Providence RI 02908	81	No
El Rancho Grande	311 Plainfield Street Providence RI 02909	85	No
El Rey De Las Pupusas	1019 Chalkstone Avenue Providence RI 02908	85	No
El Vecinos Supermarket	1035 Broad Street Providence RI 02905	81	No
Electrolizing, Inc.	20 Houghton Street Providence RI 02904	11	Yes
Ellie's Bakery	61 Washington Street Providence RI 02903	85	No
Elliot M. Robbins Funeral Home	2251 Mineral Spring Avenue North Providence RI 02911	96	No
Elmwood Adult Day Health Care Center	20 Miner Street Providence RI 02905	86	No
Elmwood Avenue Church of God	297 Elmwood Avenue Providence RI 02907	85	No
Elmwood Health Center	225 Elmwood Avenue Providence RI 02907	86	No
Empire Restaurant Holdings	397 Westminster Street Providence RI 02903	85	No
Enterprise Rent-A-Car of R.I. (Johnston)	1674 Hartford Avenue Johnston RI 02919	37	No
Epivax, Inc.	188 Valley Street, Suite 424 Providence RI 02909	95	No
Equilon Enterprises LLC	520 Allens Avenue Providence RI 02905	37	No
Ethan Zamp & Co. Ltd.	125 North Main Street Providence RI 02903	85	No
Excellent Pizza	255 Reservoir Ave. Providence RI 02907	85	No
Exchange ST Hotel LLC	5 Exchange Street Providence RI 02903	86	No
Extreme Auto Recondition	303 Pocasset Avenue Providence RI 02909	97	No
Extreme Clean Laundry Inc.	50 Ann Mary Street Pawtucket RI 02860	92	No
F&F Coffee House, Ltd.	239 Wickenden Street Providence RI 02903	85	No
F. Saia Restaurants, Inc. LLC	1200 Hartford Avenue Johnston RI 02919	85	No
Fairfield University Heights LP	99 Roger Williams Green Providence RI 02904-2807	86	No
Fairfield University Heights LP	99 Roger Williams Green Providence RI 02904-2807	86	No



**Industrial and Commerical Users  
Field's Point - 2020**

<b>Company Name</b>	<b>Facility Address</b>	<b>Category</b>	<b>Significant</b>
Fairfield University Heights LP	99 Roger Williams Green Providence RI 02904-2807	86	No
Fairfield University Heights, LP	99 Roger Williams Green Providence RI 02904-2807	86	No
Fairfield University Heights, LP	99 Roger Williams Green Providence RI 02904-2807	86	No
Famiglia e Amici Inc.	762 Hope Street Providence RI 02906	85	No
Farview, Inc.	252 Brook Street Providence RI 02906	84	No
Fearless Fish Market, LLC	425 West Fountain Street Providence RI 02903	81	No
Federal Taphouse & Kitchen	279 Atwells Avenue Providence RI 02903	85	No
FedEx Ground Package System, Inc.	29 Green Earth Way Johnston RI 02919	37	No
Fed-Rick Veal Company	125 Sutton Street Providence RI 02903	81	No
Feed the Cheeks	182 Wayland Avenue Providence RI 02906	81	No
Fellini Pizzeria	166 Wickenden Street Providence RI 02903	85	No
Ferguson Perforating Company	130 Ernest Street Providence RI 02905	42	No
Fete Music Hall	103 Dike Street Providence RI 02909	85	No
FI Management, LLC	929 North Main Street Providence RI 02904	92	No
Figidini Wood Fire Eatery, LLC	67 Washington Street Providence RI 02903	85	No
Finest Car Wash	38 Pleasant Valley Parkway Providence RI 02908	97	No
Flatbread Providence, Inc.	161 Cushing Street Providence RI 02906	85	No
Food and Beverage Corp.	44 Custom House Street Providence RI 02903	85	No
Food Corp	863 Broad Street Providence RI 02907	82	No
Food For The Soul	149 Admiral Street Providence RI 02908	85	No
Fortnight Wine Bar, LLC	79 Dorrance Street Providence RI 02903	85	No
Forty-Four Donuts, Inc.	39A Putnam Pike Johnston RI 02919	85	No
Fountainview JV Owner, LLC	78 Fountain Street Providence RI 02903	83	No
Four Season's Restaurant	361 Reservoir Avenue Providence RI 02910	85	No
Francesco's Pizzeria	357 Hope Street Providence RI 02906	85	No
Frank D'Amato, DMD	1637 Mineral Spring Avenue, Suite 213 North Providence RI 02904	94	No
Freeway Car Wash	1880 Westminster Street Providence RI 02909	97	No
Fresenius Kidney Care	125 Corliss Street Providence RI 02904	95	No
Fresh Pita	1385 Mineral Spring Avenue North Providence RI 02911	85	No
Friendly Laundry, Inc.	1000 Chalkstone Avenue Providence RI 02908	92	No
Friskie Fries	100 Washington Street Providence RI 02903	85	No
Friskie Fries	751 Hartford Avenue Johnston RI 02919	85	No
Froyo World	219 Thayer Street Providence RI 02906	85	No
Fruity Franchise	755 Westminster Street Providence RI 02903	85	No
Fu Ming Chinese Restaurant	9 Greenville Avenue Johnston RI 02919	85	No
Fuji Restaurant Group, Inc.	1190 North Main Street Providence RI 02904	85	No

**Industrial and Commerical Users  
Field's Point - 2020**

<b>Company Name</b>	<b>Facility Address</b>	<b>Category</b>	<b>Significant</b>
G&R Daou, Inc	9 Wayland Square Providence RI 02906	85	No
G. Tanury Plating Company	100 Railroad Avenue Johnston RI 02919	11	Yes
Ganko Ittetsu Ramen	215 Thayer Street Providence RI 02906	85	No
Gano Holdings, LLC	220 India Street Providence RI 02903	86	No
Gao & Gao, Inc.	1463 Atwood Avenue Johnston RI 02919	85	No
Garden of Eve	405 Harris Avenue Providence RI 02909	85	No
Ga-Rel Manufacturing Company	564 Manton Avenue Providence RI 02909	44	No
Genesis Marketing Group - Warren Avenue	2 Warren Avenue North Providence RI 02911	42	No
Geneva Diner	1162 Douglas Avenue North Providence RI 02904	85	No
Geoff's South Main St.	401 South Main Street Providence RI 02903	85	No
Gilbane Building Company	7 Jackson Walkway Providence RI 02903	53	No
Gloriana Therapeutics, Inc.	225 Chapman Street, Suite 201 Providence RI 02905	95	No
Glorious West African Cuisine	1230 Elmwood Avenue Providence RI 02907	85	No
Golden City	39 Putnam Pike Johnston RI 02919	85	No
Golden Crest Nursing Centre	100 Smithfield Road North Providence RI 02904	86	No
Golden Palace Chinese Restaurant	725 Branch Avenue Providence RI 02907	85	No
Golden Pot, Inc.	150 Elmwood Avenue, Suite 3 Providence RI 02907	85	No
Gorditas, Inc.	351 Atwells Avenue Providence RI 02903	85	No
Gotham Greens Providence, LLC	555 Harris Avenue Providence RI 02909	81	No
Gothic Pewter LLC	95 Hathaway Street, Suite 31 Providence RI 02907	43	No
Gracie's Ventures	194 Washington Street Providence RI 02903	85	No
Granitec	300 Morgan Avenue Johnston RI 02919	42	No
Great Northern BBQ Co LLC	9 Parade Street Providence RI 02909	85	No
Greater Providence Donuts LLC	860 Elmwood Avenue Providence RI 02907	85	No
Green Apple	168 Atwells Avenue Providence RI 02903	85	No
Green Basil Thai Restaurant	2086 Mineral Spring Avenue North Providence RI 02911	85	No
Greystone Auto Center	129 Waterman Avenue North Providence RI 02911	97	No
Grieco Family Holding Co, LLC	19 Industrial Lane Johnston RI 02919	97	No
Group Theory	183 Angell Street Providence RI 02906	85	No
Guido Murphy, Inc.	1874 Mineral Spring Avenue North Providence RI 02904	85	No
H and A Kitchen	92 Carpenter Street Providence RI 02903	85	No
H&A Laundromat	598 Hartford Avenue Providence RI 02909	92	No
H&S Management, LLC	1401 Douglas Avenue North Providence RI 02904-4058	85	No
HABC LLC	122 Fountain Street Providence RI 02903	85	No
HABC, LLC	3 Luongo Square Providence RI 02903	85	No
Hamov- Hotov LLC	761 Hartford Avenue Johnston RI 02919	85	No

**Industrial and Commerical Users  
Field's Point - 2020**

<b>Company Name</b>	<b>Facility Address</b>	<b>Category</b>	<b>Significant</b>
Hanju Kitchen	422 Atwells Avenue Providence RI 02909	85	No
Harrison Casting	15 Joy Street Johnston RI 02919	51	No
Hartford Laundromat, Inc.	401 Hartford Avenue Providence RI 02909	92	No
Haruki East Ltd.	172 Wayland Avenue Providence RI 02906	85	No
Hasbro	1 Hasbro Place Providence RI 02903	86	No
Haven Brothers Diner	72 Spruce Street Providence RI 02903-1557	85	No
Hei Place	One Commerce Way Johnston RI 02919	85	No
Hemenway's Seafood Grill & Oyster Bar	121 South Main Street Providence RI 02903	85	No
Heng Heng Restaurant	165 Angell Street Providence RI 02906	85	No
Highlander Charter School	42 Lexington Avenue Providence RI 02907	86	No
Hillview Auto Body	105 Railroad Avenue Johnston RI 02919	97	No
Himalayan Group, LLC	234 Wickenden Street Providence RI 02903	85	No
HNR, LLC	300 George Waterman Road Johnston RI 02919	85	No
Ho Toy	277 Thayer Street Providence RI 02906	85	No
Hobbs Brook Management LLC	1301 Atwood Avenue Johnston RI 02919	86	No
Hobbs Brook Management, LLC	270 Central Avenue Johnston RI 02919	86	No
Hodosh Dental Associates, Inc.	243 Elmwood Avenue Providence RI 02907	94	No
Hoey-Arpin-Williams-King Funeral Home	168 Academy Avenue Providence RI 02908	96	No
Homefries Restaurant	1417 Atwood Avenue Johnston RI 02919	85	No
Hometown Pizza and Subs	620 Killingly Street Johnston RI 02919	85	No
Honey Dew Donuts (Allens)	460 Allens Avenue Providence RI 02905	85	No
Hope Creamery	569 Branch Avenue Providence RI 02904	85	No
Hope Hospice & Palliative Care RI	1085 North Main Street Providence RI 02904	86	No
Hope Street KFC Inc.	805 North Main Street Providence RI 02904	85	No
Hopkins Manor Ltd	610 Smithfield Road North Providence RI 02904	86	No
Hot Club	25 Bridge Street Providence RI 02903	85	No
Housing Authority of the City of Prov.	243 Smith Street Providence RI 02908	86	No
Hudson Services, Inc.	101 Cranston Street Providence RI 02907	92	No
Hudson Street Deli, LLC	93 Sycamore Street Providence RI 02909	85	No
Hungry Ghost Press	60 Valley Street, Unit 2 Providence RI 02909	99	No
Hurd Auto Mall LLC	1669 Hartford Avenue Johnston RI 02919	97	No
Hyde Park Burgers, LLC	1450 Hartford Avenue Johnston RI 02919	85	No
I Love Mexico	283 Smith Street Providence RI 02908	85	No
I Love Milkshakes Providence Mall LLC	1 Providence Place Providence RI 02903-1739	85	No
I. Broomfield & Son, Inc.	14 LeHigh Street Providence RI 02905	41	No
Iced Coffee, LLC	1680 Hartford Avenue Johnston RI 02919	85	No

**Industrial and Commerical Users  
Field's Point - 2020**

<b>Company Name</b>	<b>Facility Address</b>	<b>Category</b>	<b>Significant</b>
Ideal Plating & Polishing Co., Inc.	175 Public Street Providence RI 02903	11	Yes
IGT	10 Memorial Blvd Providence RI 02903	85	No
Imperial Tile & Marble Works Inc.	1006 Charles Street North Providence RI 02904	99	No
India House Inc.	261 Thayer Street Providence RI 02906	85	No
India Restaurant	1060 Hope Street Providence RI 02906	85	No
Induplate LLC	1 Greystone Drive North Providence RI 02911	11	Yes
International Chromium Plating Company, Inc.	2 Addison Place Providence RI 02909	11	Yes
International Education Partners, LLC.	75 East Street Providence RI 02903	86	No
International Insignia Corporation	1280 Eddy Street Providence RI 02905	11	Yes
Ira Green, Inc.	177 Georgia Avenue Providence RI 02905	11	Yes
Istanbul Gourmet Market, LLC	1706 Mineral Spring Avenue North Providence RI 02904	82	No
Italia, LLC	659 Smith Street Providence RI 02908	85	No
Ivy Tavern	758 Hope Street Providence RI 02906	85	No
Izzi Orthodontics	1351 Smith Street North Providence RI 02911	94	No
J & M Convenience Store	718 Plainfield Street Providence RI 02909	85	No
J & W - 91 Friendship	91 Friendship Street Providence RI 02903	53	No
J & W - Athletics Practice Facility	60 Harborside Boulevard Cranston RI 02905	85	No
J & W - Cuisinart Center for Culinary Excellence	333 Shipyard Street Providence RI 02905	86	No
J & W - East Hall	1 Washington Avenue, CUE Providence RI 02905	86	No
J & W - Friedman Center	321 Harborside Boulevard Providence RI 02905	86	No
J & W - Imperial Hall	15 Hospital Street Providence RI 02903	86	No
J & W - John Hazen White Center	30 Chestnut Street Providence RI 02903	53	No
J & W - Renaissance Hall	101 Cedar Street Providence RI 02903	86	No
J & W - South Hall	1 Washington Ave Providence RI 02905	86	No
J & W - Taco Center Criminalistics Lab	10 Abbott Park Place Providence RI 02903	95	No
J & W - West Hall	1 Washington Avenue, CUW Providence RI 02905	86	No
J & W - Wildcat Center	305 Shipyard Street Providence RI 02905	86	No
J & W - Xavier Mercy Hall	60 Broad Street Providence RI 02903	86	No
J & W Chestnut Street	75 Chestnut Street Providence RI 02903	95	No
J & W Xavier Academics Center	261 Pine Street Providence RI 02903	86	No
J & W-Chestnuts	59 Chestnut Street Providence RI 02903	85	No
J & W-Harborside Academics	265 Harborside Blvd. Providence RI 02905	86	No
J & W-McNulty Hall	101 Pine Street Providence RI 02903	86	No
J & W-Snowden Hall	32 Page Street Providence RI 02903	86	No
J.F. Skeffington Funeral Home	925 Chalkstone Avenue Providence RI 02908	96	No
Jacky's Galaxy Providence	Water Place Towers, 200 Exchange Street Providence RI 02903	85	No

**Industrial and Commerical Users  
Field's Point - 2020**

<b>Company Name</b>	<b>Facility Address</b>	<b>Category</b>	<b>Significant</b>
Jacky's Restaurant and Banquets	1488 Mineral Spring Avenue North Providence RI 02904	85	No
Jacob Werba, DDS	655 Broad Street Providence RI 02907-1444	94	No
Jahunger	333 Wickenden Street Providence RI 02903	85	No
Jains's Laundry, Inc.	39 Putnam Pike Johnston RI 02919	92	No
Jammat Housing	708 Elmwood Ave Providence RI 02907	86	No
Jars Pub, LLC	1839 Smith Street North Providence RI 02911	85	No
Jeanette's Bakery	348 Branch Avenue Providence RI 02904	81	No
Jelly Donuts LLC	1132 Mineral Spring Avenue North Providence RI 02904	85	No
JH Restaurant Providence LLC	36 Exchange Terrace Providence RI 02903	85	No
Jiang Li, LLC	1025 Chalkstone Avenue Providence RI 02908	92	No
JJ Group, Inc.	1386 Atwood Avenue Johnston RI 02919	85	No
JLC Foods, Inc.	1920 Mineral Spring Avenue North Providence RI 02904	85	No
JL's Dana's Sports Lounge	1410 R Mineral Spring Avenue North Providence RI 02904	85	No
JMA Inc.	393 Charles Street Providence RI 02904	85	No
Joest LLC	134 Atwells Avenue Providence RI 02903	85	No
John T. A. Romano DDS, Inc.	463 Broadway Providence RI 02909	94	No
Johnston Dental Group, LLC	1524 Atwood Avenue, Suite 438 Johnston RI 02919	94	No
Johnston Family Dentistry	1136 Hartford Avenue Johnston RI 02919	94	No
Johnston Public Schools	4 School Street Johnston RI 02919	86	No
Johnston Senior Center	1291 Hartford Avenue Johnston RI 02919	86	No
Johnston Taco, LLC	1379 Atwood Avenue Johnston RI 02919	85	No
Jon Roc Linc	100 Twin River Road Lincoln RI 02865	85	No
Jozon Enterprises, Inc.	739 Hartford Avenue Providence RI 02919-5418	85	No
JPL Enterprises, LLC	1258 Broad Street Providence RI 02905	81	No
JRB LLC	318 Broadway Providence RI 02909	85	No
JR's Providence, LLC	371 Richmond Street Providence RI 02903	85	No
JSC New England Operating, LLC	155 Thurbers Avenue Providence RI 02905	85	No
JSC New England Operating, LLC	1375 Hartford Avenue Johnston RI 02919	85	No
JSC New England Operating, LLC	9 Putnam Pike Johnston RI 02919	85	No
Kamborian Bros Inc.	294 Atwells Avenue Providence RI 02903	85	No
Karaoke Box	122 Fountain Street Providence RI 02903	85	No
KCW Management LLC	695 North Main Street Providence RI 02904	85	No
KD Hospitalities	32 Spruce Street Providence RI 02903	85	No
Kelly's Car Wash, Inc.	200 Charles Street Providence RI 02904	97	No
Ken Rocha Collision, LLC	555 Cranston Street Providence RI 02907	97	No
Kentucky Fried Chicken (Johnston)	1477 Atwood Avenue Johnston RI 02919	85	No

**Industrial and Commerical Users  
Field's Point - 2020**

<b>Company Name</b>	<b>Facility Address</b>	<b>Category</b>	<b>Significant</b>
KG Kitchenbar	771 Hope Street Providence RI 02906	85	No
Khoo Kitchen	633 Charles Street Providence RI 02904	85	No
King Restaurant, Inc.	262 South Water Street Providence RI 02903	85	No
Kingston BR LLC	985 North Main Street Providence RI 02904	97	No
KLEOS-RI	250 Westminster Street Providence RI 02905	85	No
Knead Doughnuts	135 Elmgrove Avenue Providence RI 02906	85	No
Kozy Group, LLC	1481 Broad Street Providence RI 02905	85	No
KSB LLC Subway	539C Smith Street Providence RI 02908	85	No
KVRH Foods Inc.	51 Silver Spring Street Providence RI 02904	85	No
L T Treats, Inc.	169 Providence Place Mall Providence RI 02903	85	No
L.A. Baileys	1046 Charles Street North Providence RI 02904	85	No
L.N.P. Enterprises, Inc.	887 North Main Street Providence RI 02904	85	No
L/M Taco RI	1479 Mineral Spring Avenue North Providence RI 02904	85	No
L/M Taco RI, Inc.	150 Douglas Avenue Providence RI 02908	85	No
L/M TacoRI Inc.	1304 Broad Street Providence RI 02905	85	No
La Artesa Bakery Inc.	216 Academy Avenue Providence RI 02908	81	No
La Broa Pizza	925 Broad Street Providence RI 02907	85	No
La Cocina LLC	671 Broadway Providence RI 02909-1838	85	No
La Excelencia Restaurant	452 Cranston Street Providence RI 02907	85	No
La Familia Restaurant	1421 Broad Street Providence RI 02905	85	No
La Gran Parada	937 Broad Street Providence RI 02905	85	No
La Lin Enterprises, Inc.	524-528 Cranston Street Providence RI 02907	92	No
La Lupita Tacos Mexicanos LLC	1950 Westminster Street Providence RI 02909	85	No
La Mei Hot Pot	256 Broadway Providence RI 02903	85	No
La Roca Restaurant	1150 Elmwood Avenue Providence RI 02907	85	No
La Rubita Cafeteria & Lounge	338 Pocasset Avenue Providence RI 02909	85	No
La Sonrisa Cafeteria Restaurant	320 Broad Street Providence RI 02907	85	No
Ladder 133 Bar and Grill	133 Douglas Avenue Providence RI 02908	85	No
Lancellotta's Banquet Restaurant	1113 Charles Street North Providence RI 02904	85	No
Lang's Bowlarama, Inc.	225 Niantic Avenue Cranston RI 02907-3186	85	No
Lanni Restaurant Group, LLC	16 Josephine Street North Providence RI 02904	85	No
L'Artisan Cafe & Bakery	11-15 Point Street Providence RI 02903	85	No
LaSalle Academy	612 Academy Avenue Providence RI 02908	86	No
LaSalle Bakery	993 Smith Street Providence RI 02908	85	No
LaSalle Donuts Inc.	1009 Smith Street Providence RI 02908	85	No
Laughing Gorilla LLC	60 Valley Street Providence RI 02909	85	No

**Industrial and Commerical Users  
Field's Point - 2020**

<b>Company Name</b>	<b>Facility Address</b>	<b>Category</b>	<b>Significant</b>
Laundromax	248 Academy Avenue Providence RI 02908	92	No
Laundromax - 1315 Broad Street, LLC	1315 Broad Street Providence RI 02905	92	No
Laundromax - 395 Admiral Street LLC	395 Admiral Street Providence RI 02908	92	No
Laundromax - 932 Atwells Ave LLC	932 Atwells Avenue Providence RI 02909	92	No
Laundromax - Mineral Spring Avenue	1778 Mineral Spring Avenue North Providence RI 02904	92	No
Laundry World	722 Cranston Street Providence RI 02907-3059	92	No
Laurelmead Cooperative Inc.	355 Blackstone Boulevard Providence RI 02906	86	No
Lawrence P. Stephenson, DDS, Ltd.	1826 Mineral Spring Avenue North Providence RI 02904	94	No
Lawrence Page, DMD, Inc.	31 Elmgrove Avenue Providence RI 02906	94	No
Layali	36 Weybosset Street Providence RI 02903	85	No
LCP Providence Hotel Investment	139 Mathewson Street Providence RI 02903	86	No
Li Li Wok	600 Douglas Avenue Providence RI 02908	85	No
Lifespan Physician Group/Womens Medicine	148 West River Street, Suite 8 Providence RI 02904	95	No
Light & Conforti DMDs, LLC	189 Waterman Street Providence RI 02906	94	No
Lighthouse Restaurant, Inc.	1665 Hartford Avenue Johnston RI 02919	85	No
Like No Udder, LLC	170 Ives Street Providence RI 02906	85	No
Lima Elementary School	222 Daboll Street Providence RI 02907	86	No
Lima Subs, LLC	306B Charles Street Providence RI 02904	85	No
L'Image	6 Industrial Lane Johnston RI 02919	42	No
Lincoln School	301 Butler Avenue Providence RI 02906	86	No
Little Sister	737A Hope Street Providence RI 02906	85	No
Livi's Pocket LLC	65 Weybosset Street, Unit 101 Providence RI 02903	85	No
LNP Enterprises, Inc.	1744 Mineral Spring Avenue North Providence RI 02911	85	No
Long Live Beer Works, Inc.	40R Sprague Street Providence RI 02907	34	No
Long River Restaurant	433 Plainfield Street Providence RI 02909	85	No
Los Andes Restaurant	903 Chalkstone Avenue Providence RI 02908	85	No
Lotus Garden	223 Atwells Avenue Providence RI 02903	85	No
Louis Family Restaurant	286 Brook Street Providence RI 02906	85	No
Lovera VIP	1266 Broad Street Providence RI 02905	85	No
Lucky Kitchen	752 Hope Street Providence RI 02906	85	No
Luigi's Restaurant & Gourmet Express	1359 Hartford Avenue Johnston RI 02919	85	No
Luxe Burger Bar	5 Memorial Boulevard Providence RI 02903	85	No
M&M Diner	1031 Plainfield Street Johnston RI 02919	85	No
M&T Super Market	1059 Broad Street Providence RI 02905	81	No
M. G. Motors Inc.	1402 Atwood Avenue Johnston RI 02919	97	No
M.B. Rubinstein, DDS & R.J. Ducoff, DMD	362 Ives Street Providence RI 02906	94	No

**Industrial and Commerical Users  
Field's Point - 2020**

<b>Company Name</b>	<b>Facility Address</b>	<b>Category</b>	<b>Significant</b>
Mac-Gray Services, Inc.	550 Hartford Avenue Providence RI 02909	92	No
Madrid European Bakery LLC	199 Wayland Avenue Providence RI 02906	81	No
Magic Gas & Carwash, Inc.	1885 Mineral Spring Avenue North Providence RI 02911	97	No
Magna Spirits, Inc.	122 Washington Street Providence RI 02903	85	No
Mahr, Inc	1144 Eddy Street Providence RI 02905-4509	52	No
Mahr, Inc.	1139 Eddy Street Providence RI 02905	11	Yes
Mainelli Tool & Die, Inc.	30 Houghton Street Providence RI 02904	42	No
Malachi's	134 Ives Street Providence RI 02906	85	No
Manchester Street, LLC	40 Point Street Providence RI 02903	27	Yes
Mansolillo Dental	1347 Hartford Avenue Johnston RI 02919	94	No
Manton Donuts, Inc.	51 Manton Avenue Providence RI 02909	85	No
Mao Virgulak	610 Plainfield Street Providence RI 02909	92	No
Mare Restaurant, LLC	229 Waterman Street Providence RI 02906	85	No
Maria's Cucina	477 Broadway Providence RI 02909	85	No
Mark Pochebit, DMD	151 Waterman Street Providence RI 02906	94	No
Mark Precision, Inc.	70 Salmon Street Providence RI 02909	42	No
Markos Automotive	141 Manton Avenue Providence RI 02909	97	No
Maru-Ken, Inc.	69 Washington Street Providence RI 02903	85	No
Maya Bakery	113-115 Valley Street Providence RI 02909	81	No
Maya Guatemala, Inc.	264 Pocasset Avenue Providence RI 02909	85	No
McAllister Towing of Narragansett Bay	1 India Street Providence RI 02903	80	No
McAuley House	622 Elmwood Avenue Providence RI 02907	85	No
McBride's Pub	161 Wayland Avenue Providence RI 02906	85	No
McDonalds - Branch Avenue	736 Branch Avenue Providence RI 02904	85	No
McDonald's/Kristin Foods, Inc.	1377 Atwood Avenue Johnston RI 02919	85	No
MCM Technologies	175 Dupont Drive Providence RI 02907	24	No
Meast, LLC	58 DePasquale Avenue Providence RI 02903	85	No
Meeting Street	1000 Eddy Street Providence RI 02905	86	No
Mega Solutions, LLC	250 Brook Street Providence RI 02906	85	No
Mekong Market	314 Broad Street Providence RI 02907	81	No
Meller Optics, Inc.	120 Corliss Street Providence RI 02904	27	No
Metallurgical Solutions, Inc.	85 Aldrich Street Providence RI 02905	11	Yes
Metropolitan Career & Tech Ctr	325 Public Street Providence RI 02905	86	No
Mi Guatemala Restaurant	1049 Atwells Avenue Providence RI 02909	85	No
Mi Hacienda Restaurant	603 Plainfield Street Providence RI 02909	85	No
Mi Quisqueya Supermarket	933 Broad Street Providence RI 02907	81	No



**Industrial and Commerical Users  
Field's Point - 2020**

<b>Company Name</b>	<b>Facility Address</b>	<b>Category</b>	<b>Significant</b>
Mi Sueno Inc.	1070 Broad Street Providence RI 02905	85	No
Middle Eddy, LLC	95 Eddy Street Providence RI 02903	85	No
Mills Coffee Roasting Co.	1058 Broad Street Providence RI 02905	89	No
Mills Tavern	101 North Main Street Providence RI 02903-1366	85	No
Minervas Pizza	20 South Angell Street Providence RI 02906	85	No
Miriam Hospital	164 Summit Avenue Providence RI 02906	90	No
Miriam Hospital - Rise Building	14 Third Street Providence RI 02906	95	No
Mohegan Johnston (SM) Subs, LLC	1412 Atwood Avenue Johnston RI 02919	85	No
Mohegan Johnston (SM), LLC	1412 Atwood Avenue Johnston RI 02919	85	No
Monahan-Drabble-Sherman	230 Waterman Street Providence RI 02906	96	No
Monarch Metal Finishing, Inc.	189 Georgia Avenue Providence RI 02905	11	Yes
Moniker Brewery	432 West Fountain Street Providence RI 02903	34	No
Monro, Inc.	1400 Atwood Avenue Johnston RI 02919	97	No
Montecristo Restaurant LLC	488 Elmwood Avenue Providence RI 02907	85	No
Moody Machine Products, Inc.	141 Carolina Avenue Providence RI 02905	21	No
Moran Transportation Industries, Inc.	106 Francis Street Providence RI 02903	52	No
Morgan Mill Metals, LLC	25 Morgan Mill Road Johnston RI 02919	41	No
Moses Brown School	250 Lloyd Avenue Providence RI 02906	86	No
Motekim	283 Thayer Street Providence RI 02906	85	No
Mount Pleasant High School	434 Mount Pleasant Avenue Providence RI 02908	86	No
Mr. Biggs Saloon	1463 Atwood Avenue Johnston RI 02919	85	No
Mundo de Cigar	1622 Mineral Spring Avenue North Providence RI 02904	85	No
Muse Paintbar	117 North Main Street Providence RI 02903	99	No
Mutual Cornell	136 Corliss Street Providence RI 02904	95	No
My Car, Incorporated	1178 Atwood Avenue Johnston RI 02919	97	No
Nabsys 2.0 LLC	60 Clifford Street Providence RI 02903	95	No
Nami Japanese Restaurant, Inc.	198 Atwells Avenue Providence RI 02903	85	No
Nara, LLC	248 Atwells Avenue Providence RI 02903	85	No
Narr. Electric (Allens Ave.)	642 Allens Avenue Providence RI 02905	52	No
Narr. Electric Co.-Vault Op.-FP	280 Melrose Street Providence RI 02907-2157	27	No
Narragansett Electric - Melrose Chiller	280 Melrose Street Providence RI 02907	51	No
Narragansett Improvement Co.	223 Allens Avenue Providence RI 02903	35	No
Narragansett Jewelry	100 Dupont Drive Providence RI 02907	11	Yes
Naseeb Corporation	912 Broad Street Providence RI 02907	85	No
Nathan Bishop Middle School	101 Sessions Street Providence RI 02906	86	No
National Amusements, Inc.	Ten Providence Place Providence RI 02903	99	No

**Industrial and Commerical Users  
Field's Point - 2020**

<b>Company Name</b>	<b>Facility Address</b>	<b>Category</b>	<b>Significant</b>
Natural Mix Co., LLC	1 Providence Place Providence RI 02903	85	No
NBC - Water Quality Science Building	Seven Service Road Providence RI 02905	95	No
NC Dental, Inc.	1387 Broad Street Providence RI 02905	94	No
Nero Enterprises	235 Promenade Street Suite 100 Providence RI 02905	85	No
Nettie's Kettle Corn, LLC	1789 Smith Street North Providence RI 02911	81	No
New China	1331 Broad Street Providence RI 02905	85	No
New England Petroleum Terminal, LLC.	130 Terminal Road Providence RI 02905	59	No
New Harvest Coffee	65 Weybosset Street (Unit 118) Providence RI 02903	85	No
New Rivers Restaurant Group Inc.	9 Steeple Street Providence RI 02903	85	No
New Sky Market Inc.	744 Cranston Street Providence RI 02907	82	No
New Volpe Tailoring and Cleaning	592 Charles Street Providence RI 02904	92	No
New Wing Kee B-B-Q & Poultry	45 Central Street Providence RI 02907	85	No
New York Blood Center	405 Promenade Street Providence RI 02903	95	No
NGC INC.	74 Railroad Avenue Johnston RI 02919	81	No
Nice Slice LLC	767 Westminster Street Providence RI 02903	85	No
Nickel Corporation	833-835 Hope Street Providence RI 02906	85	No
Nick's Auto Body, Inc.	44 Bradford Street Providence RI 02903	97	No
Nicks on Broadway	500 Broadway Providence RI 02909	85	No
NNC of Rhode Island, Inc.	1525 Hartford Avenue Johnston RI 02919	97	No
Noodles 102	102 Ives Street Providence RI 02906	85	No
Norman Brice Seggel	535 South Water Street Providence RI 02903	94	No
North Providence Dental Associates	1635 Mineral Spring Avenue # 201 North Providence RI 02904	94	No
North Providence High School	1828 Mineral Spring Avenue North Providence RI 02904	86	No
Northland Environmental LLC	252 Allens Avenue Providence RI 02905-5002	43	No
Nueva San Salvador Bakery, Inc.	1075 Chalkstone Avenue Providence RI 02908	81	No
Number One Cleaners RI 2016, Inc.	629 Killingly Street Johnston RI 02919	92	No
Nunez Fruits Market	1437 Broad Street Providence RI 02905	81	No
Oak 'N' Willow LLC	460 Wickenden Street Providence RI 02903	85	No
Oberlin	186 Union Street Providence RI 02903	85	No
Ocean State Endoscopy	148 West River Street Suite 3 Providence RI 02904	95	No
Ocean State Laundry	361 Reservoir Avenue Providence RI 02907	92	No
Ocean State Metals, Inc.	80 Delaine Street Providence RI 02909	46	No
Ocean State Peeled Potatoes	1587 Plainfield Pike Johnston RI 02919	81	No
Ogie's Trailer Park	1155 Westminster Street Providence RI 02909	85	No
Old Canteen Restaurant	120 Atwells Avenue Providence RI 02903	85	No
Olneyville NY System	18 Plainfield Street Providence RI 02909	85	No

**Industrial and Commerical Users  
Field's Point - 2020**

<b>Company Name</b>	<b>Facility Address</b>	<b>Category</b>	<b>Significant</b>
Olson & Parent Funeral Home, Inc.	417 Plainfield Street Providence RI 02909	96	No
Olympic Pizza	1323 Broad Street Providence RI 02905	85	No
Omni Providence Hotel	One West Exchange Street Providence RI 02903	86	No
On the Go Laundromat	783 Hope Street Providence RI 02906	92	No
Orbit Energy Rhode Island, LLC	289 Scituate Avenue Johnston RI 02919	34	Yes
OSI/Fleming's, LLC	1 West Exchange Street Providence RI 02903	85	No
OV's Restaurant	489 Allens Avenue Providence RI 02905	85	No
P.F. Chang's China Bistro, Inc.	111 Providence Place Providence RI 02903	85	No
P.R.I. XVIII, L.P.	1 West Exchange Street Providence RI 02903	86	No
Pablo and Juan Jimenez	981 Broad Street Providence RI 02905	82	No
Panaderia El Paisano	928 Plainfield Street Johnston RI 02919	82	No
Panaderia El Quetzal, Inc.	445 Hartford Avenue Providence RI 02909	81	No
Pane E Vino	365 Atwells Avenue Providence RI 02903	85	No
Panera Bread	43 Providence Place Providence RI 02903	85	No
Paris Bistro	375 Smith Street Providence RI 02908	85	No
Parkside Rotisserie & Bar	76 South Main Street Providence RI 02903	85	No
Parkview Bakery Cafe	1228 Broad Street Providence RI 02905	85	No
Pasha Lounge	840 Allens Avenue Providence RI 02905	85	No
Passionflower, Inc.	840 Allens Avenue Providence RI 02905	85	No
Pasta Beach Wayland Square LLC	195 Wayland Avenue Providence RI 02906	85	No
Pastiche	92 Spruce Street Providence RI 02903	85	No
Paul Cuffee High School	544 Elmwood Ave Providence RI 02907	86	No
Paul Cuffee School	459 Promenade Street Providence RI 02908	86	No
Paul's Dry Cleaning Services, Inc.	571 Hartford Avenue Providence RI 02909	92	No
Pauly Penta's Italian Deli	1290 Mineral Spring Avenue North Providence RI 02904-4606	85	No
Pearl Gray LLC	393 West Fountain Street Providence RI 02903	85	No
Pediatric Dentistry	226 Waterman Street Providence RI 02906-4387	94	No
People's Baptist Church	1275 Elmwood Avenue Cranston RI 02907	85	No
Pepper Dining, Inc.	255 Collyer Street Providence RI 02904	85	No
Periodontal Associates	189 Governor Street Providence RI 02906	94	No
Periodontics, Inc.	167 Gano Street Providence RI 02906	99	No
Persimmon Restaurant, LLC	99 Hope Street Providence RI 02906-2027	85	No
Peter Pan Bus Lines	One Peter Pan Way Providence RI 02904	37	No
PG Foods Inc.	1017 Smith Street Providence RI 02908	85	No
Philip D. Barr, DDS	247 South Main Street Providence RI 02903	94	No
Pho Horn's Inc.	50 Ann Mary Street Pawtucket RI 02860	85	No

**Industrial and Commerical Users  
Field's Point - 2020**

<b>Company Name</b>	<b>Facility Address</b>	<b>Category</b>	<b>Significant</b>
Piemonte Pizza	114 Doyle Avenue Providence RI 02906	85	No
Pierce Manor	20 Grand Street Providence RI 02907	86	No
Pinkberry	128 Providence Place, Level 3 Providence RI 02903	85	No
Pio Pio Restaurant	489 Plainfield Street Providence RI 02909	85	No
Pipeline Restaurant	267 Thayer Street Providence RI 02906	85	No
Pitos Restaurant I	1029 Broad Street Providence RI 02905	85	No
Pizza J	967 Westminster Street Providence RI 02903	85	No
Pizza Palace	1583 Plainfield Pike Johnston RI 02919	85	No
Pizza Pie Er	374 Wickenden Street Providence RI 02903	85	No
Pizza Queen - Weybosset Street	215 Weybosset Street Providence RI 02903	85	No
Pizza Roma	1092 Chalkstone Avenue Providence RI 02908	85	No
Pizzeria Gusto, Inc.	259 Broadway Providence RI 02903	85	No
PJ's Pub of Johnston LLC	198 Putnam Pike Johnston RI 02919	85	No
Plainfield Donuts, Inc.	672 Plainfield Street Providence RI 02903	85	No
Plant City Providence	334 South Water Street Providence RI 02903	85	No
Pocasset Preservation Associates, LP	20 Kelley Street Providence RI 02909	86	No
Poke For Me 4, LLC	213 Thayer Street Providence RI 02906	85	No
Pollo Campero	661 Atwells Avenue Providence RI 02909	85	No
Popeye's Chicken	77 Reservoir Avenue Providence RI 02909	85	No
Popeye's Chicken and Biscuits	Providence Place Mall Providence RI 02903	85	No
Portion Meat Associates	356 Valley Street Providence RI 02908	81	No
Pranzi Catering	10 Rosario Drive Providence RI 02909-5402	85	No
PRI I	21 Atwells Ave Providence RI 02903	85	No
PRI I, LP	21 Atwells Avenue Providence RI 02903	86	No
Price Rite	325 Valley Street Providence RI 02908	82	No
PRII, LP	21 Atwells Avenue Providence RI 02903	85	No
Prince Enameling Company, Inc.	10 Alcazar Avenue Johnston RI 02919	42	No
Princess and Sons Three, LLC	1755 Smith Street North Providence RI 02911	85	No
Princess Enterprises II, Inc.	583 Elmwood Avenue Providence RI 02907	85	No
Pristine Auto Salon	140 Vandewater Street Providence RI 02908	97	No
Prospect CharterCARE RWMC, LLC	825 Chalkstone Avenue Providence RI 02908	90	No
Prospect CharterCARE RWMC, LLC (Maude)	50 Maude Street Providence RI 02908	90	No
Prospect CharterCARE SJHSRI	200 High Service Avenue North Providence RI 02904	90	No
Prospect CharterCARE SJHSRI, LLC	21 Peace Street Providence RI 02907	94	No
Prothera Biologics, Inc.	349 Eddy Street Providence RI 02903	95	No
Prov. College- Albertus Magnus	Providence College Campus Providence RI 02918	95	No

**Industrial and Commerical Users  
Field's Point - 2020**

<b>Company Name</b>	<b>Facility Address</b>	<b>Category</b>	<b>Significant</b>
Prov. College- Suites Building	Providence College Campus Providence RI 02918	86	No
Prov. College-Peterson Recreation Center	Providence College Campus Providence RI 02918	89	No
Prov. Journal Co. - Production Facility	1 Providence Place Way Providence RI 02903	24	Yes
Providence Auto Body, Inc.	350 Silver Spring Street Providence RI 02904	97	No
Providence Auto Body, Inc.	476 Silver Spring Street Providence RI 02904	97	No
Providence Biltmore Hotel	11 Dorrance Street Providence RI 02903	86	No
Providence Brewing Company LLC	1920 Mineral Spring Avenue, Suite 11 North Providence RI 02904	89	No
Providence Capital III, LLC	170 Westminster Street Providence RI 02903	86	No
Providence Career & Technical Academy	41 Fricker Street Providence RI 02903	86	No
Providence Coal Fired Pizza	385 Westminster Street Providence RI 02903	85	No
Providence College	Office of EH&S, One Cunningham Square Providence RI 02918	86	No
Providence College - Alumni Hall	Providence College Campus Providence RI 02918	86	No
Providence College - Aquinas Hall	Providence College Campus Providence RI 02918	86	No
Providence College - Bedford Hall	Providence College Campus Providence RI 02918	86	No
Providence College - Ceramics	Providence College Campus Providence RI 02918	89	No
Providence College - Davis Hall	Providence College Campus Providence RI 02918	86	No
Providence College - Ditragia Hall	Providence College Campus Providence RI 02918	86	No
Providence College - Fennell Hall	Providence College Campus Providence RI 02918	86	No
Providence College - Guzman Hall	Providence College Campus Providence RI 02918	86	No
Providence College - Hickey/Sowa Hall	Providence College Campus Providence RI 02918	95	No
Providence College - Hunt-Cavanagh	Providence College Campus Providence RI 02918	93	No
Providence College - Italy Street	7 Italy Street Providence RI 02918	97	No
Providence College - Joseph Hall	Providence College Campus Providence RI 02918	86	No
Providence College - Mal Brown Hall	Providence College Campus Providence RI 02918	86	No
Providence College - McDermott Hall	Providence College Campus Providence RI 02918	86	No
Providence College - McVinney Hall	Providence College Campus Providence RI 02918	86	No
Providence College - Meagher Hall	Providence College Campus Providence RI 02918	86	No
Providence College - Raymond Hall	Providence College Campus Providence RI 02918	86	No
Providence College - Schneider Arena	Providence College Campus Providence RI 02918	89	No
Providence College- Cunningham Hall	Providence College Campus Providence RI 02918	86	No
Providence College- Smith Ctr. for Arts	Providence College Campus Providence RI 02918	99	No
Providence College-Power Plant	Huxley Avenue Providence RI 02918	53	No
Providence College-Ryan Center for Business Studies	Providence College Campus Providence RI 02918	85	No
Providence College-Service Building	Providence College Campus Providence RI 02918	99	No
Providence College-St. Aquinas Priory	Providence College Campus Providence RI 02918	86	No
Providence Community Health Centers, Inc	335R Prairie Avenue Providence RI 02905	94	No

**Industrial and Commerical Users  
Field's Point - 2020**

<b>Company Name</b>	<b>Facility Address</b>	<b>Category</b>	<b>Significant</b>
Providence Community Health Clinic	160 Broad Street Providence RI 02903	94	No
Providence Community Library	1 Olneyville Square Providence RI 02909	84	No
Providence Dental Group	200 Waterman Street Providence RI 02906	94	No
Providence Dental Laboratory	908 Broad Street Providence RI 02907	99	No
Providence Elementary School	50 Springfield Street Providence RI 02909	86	No
Providence Kitchen Collaborative	55 Cromwell Street Providence RI 02907	85	No
Providence Oyster Bar	283 Atwells Avenue Providence RI 02903	85	No
Providence Pancakes, Inc.	45 Pleasant Valley Parkway Providence RI 02908	85	No
Providence Parks Department	350 Niantic Avenue Providence RI 02907	85	No
Providence Place Pockets	288 Thayer Street Providence RI 02906	85	No
Providence Public Safety Complex	325 Washington Street Providence RI 02903	86	No
Providence River Animal Hospital	131 Point Street Providence RI 02903	99	No
Providence School Department	65 Greenwich Avenue Providence RI 02907	86	No
Providence School Department	60 Camden Avenue Providence RI 02908	86	No
Providence School Dept.	152 Springfield Street Providence RI 02909-5833	86	No
Providence Schools	60 Kossuth Street Providence RI 02909	85	No
Providence Schools	182 Thurbers Avenue Providence RI 02905	86	No
Providence Schools	1450 Broad Street Providence RI 02908	86	No
Providence Schools	99 Kenyon Street Providence RI 02903	86	No
Providence Schools - 797 Cafe	797 Westminster Street Providence RI 02903	85	No
Providence Specialty Products, LLC	33 Dearborn Street Providence RI 02909	34	Yes
Providence Water Supply Board	125 Dupont Drive Providence RI 02907	37	No
Punta Cana Bistro	500 Broad Street Providence RI 02903	85	No
Pure Haven, LLC	One Carding Lane Johnston RI 02919	35	No
PVDonuts, LLC	79 Ives Street Providence RI 02906	85	No
Quality Beef Co., Inc.	25 Bath Street Providence RI 02908	81	No
Quality Seafood	23 A Greenville Avenue Johnston RI 02919	81	No
Quality Spraying Technologies	150 Park Lane Providence RI 02907	27	No
R & J Manufacturing Company	One Carding Lane Johnston RI 02919	24	No
R.I. Beef & Veal, Inc	60 Armento Street Johnston RI 02919	81	No
R.I. D.O.T.-Materials Testing	Two Capitol Hill Providence RI 02903	95	No
R.I. Hospital - Coro Building	167 Point Street Providence RI 02903	95	No
R.I. Hospital - Hasbro Childrens	593 Eddy Street Providence RI 02903	90	No
R.I. Provision Company	5 Day Street Johnston RI 02919	81	No
R.I.P.T.A. - 265 Melrose	265 Melrose Street Providence RI 02905	37	No
R.I.P.T.A. - 705 Elmwood	705 Elmwood Avenue Providence RI 02907	37	No

**Industrial and Commerical Users  
Field's Point - 2020**

<b>Company Name</b>	<b>Facility Address</b>	<b>Category</b>	<b>Significant</b>
R.I.P.T.A. - 750 Elmwood	750 Elmwood Avenue Providence RI 02907	37	No
R.I.P.T.A.-269 Melrose	269 Melrose Street Providence RI 02907	37	No
RAA, Inc.	141 Atwells Avenue Providence RI 02903	85	No
Rainbow Cleaners, Inc.	101 Reservoir Avenue Providence RI 02907	92	No
Rainbow Water	328 Broad Street Providence RI 02907	85	No
Ralde LLC	718 Plainfield Street Providence RI 02909	92	No
Rangina, Inc.	936 Atwells Avenue Providence RI 02909	85	No
Ran-Zan	1084 Hope Street Providence RI 02906	85	No
Rasmey Corp.	1088 Chalkstone Providence RI 02908	85	No
RB Donuts Inc.	1113 Mineral Spring Avenue North Providence RI 02904	85	No
RB Donuts, Inc.	10 Waterman Avenue North Providence RI 02911	85	No
RCJ Inc.	55 Pine Street Providence RI 02903	85	No
Reali's Fine Italian Cuisine	79 Putnam Pike Johnston RI 02919	85	No
Rebelle Artisan Bagels	110 Doyle Street Providence RI 02906	85	No
Red Stripe East Side, LLC.	465 Angell Street Providence RI 02906	85	No
Regency Plaza	One Regency Plaza Providence RI 02903-3158	86	No
Regency Plaza - East Building #3	Three Regency Plaza Providence RI 02903-3113	86	No
Regency Plaza - West Building #2	Two Regency Plaza Providence RI 02903-3149	86	No
Renaissance Providence	5 Avenue of the Arts Providence RI 02903	86	No
Reservoir Avenue School	156 Reservoir Avenue Providence RI 02907	86	No
Restaurant Associates of Prov. LLC I	61 Orange Street Providence RI 02903	85	No
Restaurant Associates of Prov. LLC II	61 Orange Street Providence RI 02903	85	No
Restaurant Associates of Prov. LLC IV	86 Dorrance Street Providence RI 02903	85	No
Restaurant Mexico Garibaldi	948 Atwells Avenue Providence RI 02909	85	No
Rhode Island Billiards Club	2026 Smith Street North Providence RI 02911	85	No
Rhode Island Chemical Corporation	754 Branch Avenue Providence RI 02904	43	No
Rhode Island College - Connection 1	600 Mount Pleasant Avenue Providence RI 02908	89	No
Rhode Island College - Connection 2	600 Mount Pleasant Avenue Providence RI 02908	43	No
Rhode Island College - Connection 3	600 Mount Pleasant Avenue Providence RI 02908	99	No
Rhode Island College - Connection 4	600 Mount Pleasant Avenue Providence RI 02908	86	No
Rhode Island Convention Center	One Sabin Street Providence RI 02903	86	No
Rhode Island Donuts LLC	133 Gano Street Providence RI 02906	85	No
Rhode Island Favorite Chicken III, LLC	539 Smith Street Providence RI 02908	85	No
Rhode Island Hospital	593 Eddy Street Providence RI 02903	90	No
Rhode Island Resource Recovery Corp.	65 Shun Pike Johnston RI 02919	34	Yes
Rhode Island School of Design	55 Angell Street Providence RI 02903	85	No

**Industrial and Commerical Users  
Field's Point - 2020**

<b>Company Name</b>	<b>Facility Address</b>	<b>Category</b>	<b>Significant</b>
Rhode Rockets Inc.	40 Providence Place Providence RI 02903	85	No
RI Community Food Bank	200 Niantic Avenue Providence RI 02907	85	No
RI Dept Health, Div. of Labs & Med. Exam	50 Orms Street Providence RI 02904	95	No
RI Heat Treating LLC	81 Aldrich Street Providence RI 02905	51	No
RI Mt Fuji Inc.	80 Dean Street Providence RI 02903	85	No
RI Yummy	724 Cranston Street Providence RI 02907	85	No
Ricci Family Dentistry	1252 Smith Street Providence RI 02908	94	No
Rich Group	1284 Plainfield Street Johnston RI 02919	52	No
Rico Pollo	1080 B Chalkstone Avenue Providence RI 02908	85	No
RISD - 15 Westminster Street	15 Westminster Street Providence RI 02903	86	No
RISD - Auditorium	1 Canal Street Providence RI 02903	84	No
RISD - Bayard-Ewing Building	231 South Main Street Providence RI 02903	99	No
RISD - Benson Hall	235 Benefit Street Providence RI 02903	24	No
RISD - Central Power Plant	7 - 14 North Main Street Providence RI 02903	52	No
RISD - College Building	2 College Street Providence RI 02903	23	No
RISD - Design Center	30 North Main Street Providence RI 02903	93	No
RISD - Dexter House Garage	187 Benefit Street Providence RI 02903	99	No
RISD - East Hall	48 Waterman Street Providence RI 02903	86	No
RISD - Fletcher Building	212 Union Street Providence RI 02903	99	No
RISD - Homer Hall	55 Angell Street Providence RI 02903	86	No
RISD - Industrial Design Building	161 South Main Street Providence RI 02903	99	No
RISD - Market House	4 North Main Street Providence RI 02903	84	No
RISD - Mason (CIT) Building	212 Union Street Providence RI 02903	99	No
RISD - Memorial Hall	226 Benefit Street Providence RI 02903	99	No
RISD - Metcalf Building	9 North Main Street Providence RI 02903	43	No
RISD - Museum	224 Benefit Street Providence RI 02903	85	No
RISD - Nickerson Hall	55 Angell Street Providence RI 02903	86	No
RISD - North Dorm	60 Waterman Street Providence RI 02903	86	No
RISD - Point Street	130 Point Street Providence RI 02903	99	No
RISD - South Hall	48 Waterman Street Providence RI 02903	86	No
RISD - Washington Building	20 Washington Place Providence RI 02903	99	No
RISD - Waterman Building	13 Waterman Street Providence RI 02903	99	No
RISD - Winston Clock Tower	55 Angell Street Providence RI 02903	53	No
RISD-Colonial Apartments	171 Benefit Street Providence RI 02903	86	No
RISD-Illustration Studies Building	55 Canal Street Providence RI 02903	84	No
RISD-What Cheer Garage	28 Meeting Street Providence RI 02903	84	No



**Industrial and Commerical Users  
Field's Point - 2020**

<b>Company Name</b>	<b>Facility Address</b>	<b>Category</b>	<b>Significant</b>
Ristorante Lucia	154 Atwells Avenue Providence RI 02903	85	No
Rita's Pizza	496 Cranston Street Providence RI 02907	85	No
RJ Franco Inc.	76 Westminster Street Providence RI 02903	85	No
Robert L. Bailey Elementary School	65 Gordon Avenue Providence RI 02905	85	No
Roberts Polishing	928 Plainfield Street Johnston RI 02919	46	No
Roger Williams Park Zoo	1000 Elmwood Avenue Providence RI 02907	85	No
Roger Williams Park Zoo	1000 Elmwood Avenue Providence RI 02907	95	No
Roger Williams Zoo	1000 Elmwood Avenue Providence RI 02907	85	No
Roger Williams Zoo	1000 Elmwood Avenue Providence RI 02907	85	No
Roger Williams Zoo - Carousel Cafe	1000 Elmwood Avenue Providence RI 02907	85	No
Rogue Island Group LLC	65 Weybosset Street, Unit 108 Providence RI 02903	85	No
ROM Deli, Inc.	100 Fountain Street - Unit 1C Providence RI 02903	85	No
Roma LLC	310 Atwells Avenue Providence RI 02903	85	No
Ron's Pastry Gourmet	170 Royal Little Drive Providence RI 02904-1860	81	No
Rosa Mia Pizza and More	133 Greenville Avenue Johnston RI 02919	85	No
Rosalina - RI	50 Aborn Street Providence RI 02903	85	No
Rosario Society	17 Rosario Drive Providence RI 02903	85	No
Royal Fried Chicken, Inc.	2046 Smith Street North Providence RI 02911	85	No
Ruby Thai Providence Place, Inc.	1 Providence Place, Space #5145 Providence RI 02903	85	No
Rue Bis	95 South Street Providence RI 02903	85	No
Russell J. Boyle & Son	331 Smith Street Providence RI 02908	96	No
RVS Mfg. Co.	387 George Waterman Road Johnston RI 02919	41	No
Ryan Health Center, Inc.	80 Morgan Avenue Johnston RI 02919-6768	86	No
S&D Eddy, LLC	850 Eddy Street Providence RI 02905	85	No
S.B. Winsor Dairy	18 Clinton Street Johnston RI 02919	84	No
Sage Manufacturing Company, Inc.	24 Althea Street Providence RI 02907	43	No
Saint Elizabeth Assisted Living	109 Melrose Street Providence RI 02903	86	No
Saki's Pizzeria	199 Weybosset Street Providence RI 02903	85	No
Sakura Restaurant, Inc.	231 Wickenden Street Providence RI 02903	85	No
Sal's Bakery	1288 Chalkstone Avenue Providence RI 02908	81	No
Salted Slate, Inc.	485 Angell Street Providence RI 02906	85	No
Sammy's House of Pizza	1388 Mineral Spring Avenue North Providence RI 02904	85	No
Sam's New York System	1031 Mineral Spring Avenue North Providence RI 02904	85	No
Samuel Sinclair Dental Center	593 Eddy Street Providence RI 02903	94	No
Sangtong, LLC	167 Ives Street Providence, RI RI 02906	85	No
Sans Gluten Artisan Bakery	39 Greenville Avenue, Unit D Johnston RI 02919	81	No

**Industrial and Commerical Users  
Field's Point - 2020**

<b>Company Name</b>	<b>Facility Address</b>	<b>Category</b>	<b>Significant</b>
Saptagiri LLC	100 Twin River Road Lincoln RI 02865	85	No
SC Providence	284 Thayer Street Providence RI 02912	85	No
SC Restaurant, LLC	783B Hope Street Providence RI 02906	85	No
Scarlet Restaurant	99 Academy Avenue Providence RI 02908	85	No
Schroder's Deli & Catering	1302 Atwood Avenue Johnston RI 02919	85	No
SCI Rhode Island Funeral Services, LLC	971 Branch Avenue Providence RI 02904-1003	96	No
SCI RI Funeral Services LLC	627 Union Avenue Providence RI 02909	96	No
Scrambler's	2 Greenville Avenue Johnston RI 02919	85	No
Sea Coast Investment Corp	334 Westminster Street Providence RI 02903	85	No
Sengduang, LLC	1369 Hartford Avenue Johnston RI 02919	85	No
Serendipity Heaven	173 Weybosset Street Providence RI 02903	85	No
Seven Sisters Restaurant	292 Pocasset Avenue Providence RI 02909	85	No
Shake Shack	249 Thayer Street Providence RI 02906	85	No
Shaw's Supermarket Store #7443	15 Smithfield Road N. Providence RI 02904	82	No
Shell Oil Products Company	1680 Hartford Avenue Johnston RI 02919	97	No
Shore's Market, Inc.	1590 Mineral Spring Avenue North Providence RI 02904	82	No
Sicilia's Pizzeria	181 Atwells Avenue Providence RI 02903	85	No
Siena, Inc.	236 - 238 Atwells Avenue Providence RI 02903	85	No
Silvershell Hospitality Services, LLC	225A Westminster Street Providence RI 02903	85	No
Simplex Engine & Machine, Inc.	1011 Westminster Street Providence RI 02903-4022	42	No
Sin LLC	1413 Westminster Street Providence RI 02905	85	No
SJM Brothers LLC	269 Valley Street Providence RI 02909	85	No
SJM Brother's LLC	269 Valley Street Providence RI 02909	85	No
Smith Hill Laundromat	411 Smith Street Providence RI 02908	92	No
Smith Street Donuts, Inc	251 Smith Street Providence RI 02908-4954	85	No
Smith Street Little Caesars LLC	539 Smith Street Providence RI 02908	85	No
Snookers Inc.	53 Ashburton Street Providence RI 02904	85	No
So Fresh, and So Clean	942 Mineral Spring Avenue North Providence RI 02904	97	No
Soban Korean Eatery	272 Thayer Street Providence RI 02906	85	No
Social House, LLC	41 Central Street Providence RI 02907	85	No
Sophia Academy	582 Elmwood Avenue Providence RI 02907	86	No
Sophia Laundromat Inc.	215 Union Avenue Providence RI 02909	92	No
Sorrento Restaurant	1848 Smith Street North Providence RI 02911	85	No
South Beach Cafe	336 Atwells Avenue Providence RI 02903	85	No
Specialty Cleansing Company	1241 Smith Street Providence RI 02908	92	No
Spectrum Coatings Lab. Inc.	217 Chapman Street Providence RI 02905	46	No

**Industrial and Commerical Users  
Field's Point - 2020**

<b>Company Name</b>	<b>Facility Address</b>	<b>Category</b>	<b>Significant</b>
Speedy Pizza	2244 Mineral Spring Avenue North Providence RI 02911	85	No
SR Management Group	2025 Smith Street North Providence RI 02911	85	No
SRC East Side LLC	1 Butler Avenue Providence RI 02906	86	No
SRC Providence, LLC	353 Blackstone Boulevard Providence RI 02906	86	No
Starbucks	1 Providence Place Providence RI 02903	85	No
Starbucks (Financial Plaza)	One Financial Plaza Providence RI 02903	85	No
Starbucks Coffee Company #7419	468 Angell Street Providence RI 02906	85	No
Starbucks Corporation	1412 Atwood Avenue Johnston RI 02919	85	No
Steere House Nursing Center	100 Borden Street Providence RI 02903	86	No
Sterling Cleaners	288 Cranston Street Providence RI 02907	92	No
Steven A. Sack, D.M.D	151 Waterman Street Providence RI 02906	94	No
Steven W. Silverberg DDS	1637 Mineral Spring Avenue North Providence RI 02904	94	No
Stop & Shop Supermarket #703	11 Commerce Way Johnston RI 02919	82	No
Stop & Shop Supermarket #722	850 Manton Avenue Providence RI 02909	82	No
Stop & Shop Supermarket #724	1128 Mineral Spring Avenue North Providence RI 02904	82	No
Stop & Shop Supermarket #725	333 West River Street Providence RI 02904	82	No
Subway (Atwood Ave.)	1500 Atwood Avenue Johnston RI 02919	85	No
Subway (Kennedy Plaza)	2 Kennedy Plaza #2 Providence RI 02903	85	No
Sugarman-Sinai Memorial Chapel	458 Hope Street Providence RI 02906	96	No
Sun-Brite Laundromat	1557 Plainfield Pike Johnston RI 02919	92	No
Sur La Table	One Providence Place #3250 Providence RI 02903	85	No
Sura 153, Inc.	232 Westminster Street Providence RI 02903	85	No
Surface Coatings, LLC	26 Plymouth Street Providence RI 02907	11	Yes
Sushi Cafe	Providence Place Mall Providence RI 02903	85	No
Swan Point Cemetery	585 Blackstone Boulevard Providence RI 02906	97	No
Swash Autowash, LLC	850 Manton Avenue Providence RI 02909	97	No
SWG Promotions, LLC	6 Robin Street Providence RI 02908	99	No
Sydney Providence LLC	400 Exchange Street Unit F Providence RI 02903	85	No
T&T Donuts, Inc.	315 Broad Street Providence RI 02907	85	No
T&W Chinese Restaurant, Inc	550 Hartford Avenue Providence RI 02909	85	No
T.J.N. Restaurant, Inc.	326 Cranston Street Providence RI 02907	85	No
Taco Bell	165 Providence Place Mall Providence RI 02903	85	No
Tallulah's Taqueria	146 Ives Street Providence RI 02906	85	No
Taste of India	230 Wickenden Street Providence RI 02903	85	No
Tavares, LLC	1017 Broad Street Providence RI 02905	85	No
Technodic, Inc.	245 Carolina Avenue Providence RI 02905	11	Yes

**Industrial and Commerical Users  
Field's Point - 2020**

<b>Company Name</b>	<b>Facility Address</b>	<b>Category</b>	<b>Significant</b>
Tel-Aviv Cigar Bar & Grill LLC	25 Bridge Street Providence RI 02903	85	No
Tenares Supermarket	484 Cranston Street Providence RI 02907	82	No
Tercat Tool & Die Company, Inc.	31 Delaine Street Providence RI 02909	46	No
Teriyaki House	217 Westminster Street Providence RI 02903	85	No
Textron, Inc.	333 Adelaide Avenue Providence RI 02907	40	No
Thayer Street Scoops, LLC	224 Thayer Street Providence RI 02906	85	No
The Abbey	686 Admiral Street Providence RI 02908	85	No
The Ave Bar & Grill	1428 Hartford Avenue Johnston RI 02919	85	No
The Birch Group, LLC	200 Washington Street Providence RI 02903	85	No
The Cadillac Lounge	361 Charles Street Providence RI 02904	85	No
The Cheesecake Factory Restaurants, Inc.	94 Providence Place Providence RI 02903	85	No
The Corporate Cafe'	40 Westminster Street Providence RI 02903	85	No
The Dorrance, LLC	60 Dorrance Street Providence RI 02903	85	No
The Family Cake, LLC	243 Manton Avenue Providence RI 02909	81	No
The Foundry Associates	297 Promenade Street Providence RI 02908	37	No
The Genesis Center	620 Potters Avenue Providence RI 02907	86	No
The Grande LLC	224 Atwells Avenue Providence RI 02903	85	No
The Grange	166 Broadway Providence RI 02903	85	No
The Industrious Spirit Company, LLC	1 Sims Avenue Unit 103 Providence RI 02909	34	No
The Laundry Club	140 Medway Street Providence RI 02906	92	No
The Merit, LLC	292 Atwells Avenue Providence RI 02903	85	No
The Original Italian Bakery, Inc.	915 Atwood Avenue Johnston RI 02919	81	No
The Providence Center	520 Hope Street Providence RI 02906	86	No
The Providence Center	528 - 530 North Main Street Providence RI 02904	86	No
The Providence Mint, Inc.	1205 Westminster Street Providence RI 02909	44	No
The Providence School Department	1655 Westminster Street Providence RI 02909-1893	86	No
The River Social	200 Exchange Street, Unit A Providence RI 02903	85	No
The Salted Slate	186 Wayland Avenue Providence RI 02906	85	No
The Sandwich Hut	1253 North Main Street Providence RI 02904	85	No
The Sandwich Shop	8 Academy Avenue Providence RI 02908	85	No
The Sharpe Building	25 Holden Street Providence RI 02908	86	No
The Shop on Westminster	1551 Westminster Street Providence RI 02909	85	No
The Small Point Cafe	230 Westminster Street Providence RI 02903	85	No
The Village, LLC	373 Richmond Street Providence RI 02903	85	No
The Whiskey Republic	515 South Water Street Providence RI 02903	85	No
This Guy's Pizza	80 Greenville Avenue Johnston RI 02919	85	No

**Industrial and Commerical Users  
Field's Point - 2020**

<b>Company Name</b>	<b>Facility Address</b>	<b>Category</b>	<b>Significant</b>
Thomas C. Slater Compassion Center	1 Corliss Street Providence RI 02904	35	No
Thomas S Mulvey DDS LLC	111 Point Street Providence RI 02903	94	No
Three Sisters, LLC	1074 Hope Street Providence RI 02906	85	No
Tienda y Taqueria Puebla	1070A Chalkstone Avenue Providence RI 02908	85	No
Times 2 Incorporated	50 Fillmore Street Providence RI 02908-3105	86	No
Toast and Eggs	2017 Smith Street North Providence RI 02911	85	No
Tokyo Restaurant	388 Wickenden Street Providence RI 02903	85	No
TOM FOOD LLC	1526 Smith Street North Providence RI 02911	85	No
Tommy's Pizza, Inc.	936 Chalkstone Avenue Providence RI 02908	85	No
Tony's Colonial Food	311 Atwells Avenue Providence RI 02903	85	No
Tool Craft Inc. / Ru-Mart Inc.	767 Hartford Avenue Johnston RI 02919	41	No
Tool Time	75 South Street Providence RI 02903	85	No
Top of the Hill LLC	71 Bradford Street Providence RI 02903	85	No
Torg LLC	300 Broadway Providence RI 02903	85	No
Toro	175 Putnam Pike Johnston RI 02919	85	No
Tortilleria el Quetzal	451 Hartford Avenue Providence RI 02909	81	No
Tower Manufacturing Corp.	25 Reservoir Avenue Providence RI 02907	27	No
Town Hall Laundromat	1349 Hartford Avenue Johnston RI 02919	92	No
Town Laundry	599 Elmwood Avenue Providence RI 02907	92	No
Town of Johnston	One Memorial Avenue Johnston RI 02919	84	No
Town of North Providence Mancini Center	2 Atlantic Boulevard North Providence RI 02911-1942	86	No
TPG 100 Sabin Hotel, LLC	100 Sabin Street Providence RI 02903	86	No
Trattoria Zooma	245 Atwells Avenue Providence RI 02903	85	No
Travelers Auto Body, Inc.	299 Allens Avenue Providence RI 02905	97	No
Triad Pizza, Inc.	1010 Chalkstone Avenue Providence RI 02905	85	No
Tri-County Community Action	1126 Hartford Avenue Johnston RI 02919	94	No
Tri-Jay Company	2 Industrial Lane Johnston RI 02919	11	Yes
Trinity Brewhouse	186 Fountain Street Providence RI 02903	85	No
Trinity Management Co., LLC	343 Broad Street Providence RI 02907	85	No
True Bagels	222 Richmond Street Providence RI 02903	85	No
True Bagels Inc.	250 Brook Street Providence RI 02906	85	No
True Bagels, Inc.	288 Thayer Street Providence RI 02906	85	No
True Blue Car Wash	1527 Mineral Spring Avenue North Providence RI 02904	97	No
True Blue Carwash	504 Killingly Street Johnston RI 02919	97	No
Twin's Pizza, Inc.	1000 Mineral Spring Avenue North Providence RI 02904	85	No
Two 88	288 Valley Street Providence RI 02908	85	No

**Industrial and Commerical Users  
Field's Point - 2020**

<b>Company Name</b>	<b>Facility Address</b>	<b>Category</b>	<b>Significant</b>
U.S. Postal Service - P&DC	24 Corliss Street Providence RI 02904-9997	27	No
UCAP	75 Carpenter Street Providence RI 02905	86	No
UMelt Weybosset, Inc.	129 Weybosset Street Providence RI 02903	85	No
Uncle Tonys Pizza and Pasta	46 Putnam Pike Johnston RI 02919	85	No
Underground Billiards, LLC	928 Plainfield Street Johnston RI 02919	85	No
Unique Plating Company	66 Mill Street Johnston RI 02919	11	Yes
United States Postal Service - Providence VMF	55 Corliss Street Providence RI 02904-9722	37	No
Univar USA, Inc.	6 Harborside Boulevard Providence RI 02905	22	Yes
Universal Plating Company, Inc.	25 River Avenue Providence RI 02908	11	Yes
University of Rhode Island- Shepard Bldg	80 Washington Street Providence RI 02903-1819	95	No
Uno Of Providence, Inc.	82 Providence Place - Room 103 Providence RI 02903	85	No
Urban Greens	93 Cranston Street Providence RI 02907	82	No
UTGR, Inc.	100 Twin River Road Lincoln RI 02865	85	No
Vaseleo's	1388 Mineral Spring Avenue North Providence RI 02904	85	No
Vasilios Pizza	579 Atwells Avenue Providence RI 02909	85	No
Veazie Street School	211 Veazie Street Providence RI 02904	86	No
Veggie Fun	123 Dorrance Street Providence RI 02903	85	No
Venda Ravioli - DePasquale	81 DePasquale Avenue Providence RI 02903	85	No
Venda Ravioli - Royal Little Drive	150 Royal Little Drive Providence RI 02904	81	No
Venda Ravioli Inc. - 271 Atwells Avenue	271 Atwells Avenue Providence RI 02903	85	No
Verichem Laboratories, Inc.	90 Narragansett Avenue Providence RI 02907	95	No
Verizon	Allens Ave Providence RI 02905	27	No
Villa Italian Kitchen	1 Providence Place Mall Providence RI 02903	85	No
Virginia & Spanish Peanut Co.	260 Dexter Street Providence RI 02907-2726	81	No
Viva Mexico Cantina	129 Washington Street Providence RI 02903	85	No
Vivi Bubble Tea, Inc.	224 Thayer Street, #2A Providence RI 02906	85	No
Vivi Bubble Tea, Inc.	28 Providence Place Providence RI 02903	85	No
V-Mart	176 Narragansett Avenue Providence RI 02907	82	No
Waffle	45 Weybosset Street Providence RI 02903	85	No
Walach Enterprises Providence, LLC	649 North Main Street Providence RI 02904	85	No
Walsh's Auto Body and Sales, Inc.	60 Narragansett Avenue Providence RI 02907	97	No
WaraWara	776 Hope Street Providence RI 02906	85	No
Warwick Poultry Company Inc.	60 Bath Street Providence RI 02908	81	No
Waterfire Providence	475 Valley Street Providence RI 02908	97	No
Waterman Grill, LLC	4 Richmond Square Providence RI 02906	85	No
Waterman Laundromat	146 Waterman Avenue North Providence RI 02911	92	No

**Industrial and Commerical Users  
Field's Point - 2020**

<b>Company Name</b>	<b>Facility Address</b>	<b>Category</b>	<b>Significant</b>
Webster Avenue School	191 Webster Avenue Providence RI 02909	86	No
Wendys	1460 Mineral Spring Avenue North Providence RI 02904	85	No
Wendy's International, Inc. (Charles)	391 Charles Street Providence RI 02904-2209	85	No
Wendy's International, Inc. (Eddy)	731-751 Eddy Street Providence RI 02903	85	No
Wendy's International, Inc. (Manton)	850 Manton Avenue Providence RI 02919	85	No
Weng and Jiang LLC	680 Elmwood Avenue Providence RI 02907	85	No
Wes' Rib House	38 Dike Street Providence RI 02909	85	No
West Fountain, LLC	425 West Fountain Street, #106 Providence RI 02903-3530	85	No
West River Cafe, LLC	148 West River Street- Suite 12 Providence RI 02904	85	No
West River Endoscopy	44 West River Street Providence RI 02904	95	No
West Side Diner	1380 Wesminster Street Providence RI 02909	85	No
Weybosset Hotel LLC	58 Weybosset Street Providence RI 02903	86	No
Whisk, LLC	155 Westminster Street Providence RI 02903	85	No
White Niagara LLC	272 Thayer Street Providence RI 02906	85	No
Whole Foods Market Group, Inc.	261 Waterman Street Providence RI 02906	82	No
Whole Foods Market, Inc.	601 North Main Street Providence RI 02904	82	No
Whytebrook Retirement Investors, LLC	1 Cherry Hill Road Johnston RI 02919	86	No
Wicked Fresh Cafe	1345 Hartford Avenue Johnston RI 02919	85	No
Wine & Cheese	1861 Smith Street North Providence RI 02911	85	No
Wings on 5	1463 Atwood Avenue Johnston RI 02919	85	No
Wise Guys Deli	133 Atwells Avenue Providence RI 02903	85	No
Women & Infants' Hospital	101 Dudley Street Providence RI 02905	90	No
Women and Infants-Kilguss Lab	200 Chestnut Street Providence RI 02903	95	No
Wong's Kitchen	108 Waterman Street Providence RI 02906	85	No
WVCB	27 Sims Avenue Providence RI 02909	41	No
Ximedica	55 Dupont Drive Providence RI 02907	49	No
Yacht Club Beverages	2239 Mineral Spring Avenue North Providence RI 02911	89	No
YAD International LLC	292 Westminster Street Providence RI 02903	85	No
Yang's Restaurant	924 Broad Street Providence RI 02907	85	No
Yan's Cuisine	83 Benevolent Street Providence RI 02906	85	No
Yawalux Corporation	310 Broad Street Providence RI 02907	85	No
YLD Management Inc	220 Atwells Avenue Providence RI 02903	85	No
YMCA East Side/Mount Hope	438 Hope Street Providence RI 02906-1640	89	No
Zale Hospitality, Inc.	355 Hope Street Providence RI 02906	85	No
Zayas Solutions, LLC	370 Valley Street Providence RI 02908	85	No
Zona Lounge	195 Niantic Avenue Cranston RI 02907	85	No

**Industrial and Commercial Users  
Field's Point - 2020**

<b>Company Name</b>	<b>Facility Address</b>	<b>Category</b>	<b>Significant</b>
Zorba's Pizza and Pub	1370 Mineral Spring Avenue North Providence RI 02904	85	No



***INDUSTRIAL AND COMMERCIAL  
USERS***

***BUCKLIN POINT***

**Industrial and Commercial Users  
Bucklin Point - 2020**

<b>Company Name</b>	<b>Facility Address</b>	<b>Category</b>	<b>Significant</b>
10 Old Dominion Operations, LLC	10 Old Diamond Hill Road Cumberland RI 02864	86	No
10 Rocks Lounge & Tapas, LLC	1091 Main Street Pawtucket RI 02860	85	No
100 Chambers Street Operations, LLC	100 Chambers Street Cumberland RI 02864	86	No
141 Corporation	260 Newport Avenue East Providence RI 02916	85	No
1537 Corporation	1537 Newport Avenue Pawtucket RI 02861	85	No
3 Flags Bakery	1255 Broad Street Central Falls RI 02863	81	No
593 Mineral Spring Avenue Associates, LLC	593 Mineral Spring Avenue Pawtucket RI 02860	86	No
7-Eleven Inc.	634 George Washington Highway Lincoln MA 02865	85	No
9W Halo OpCo L.P.	482 Pawtucket Avenue Pawtucket RI 02860	25	Yes
A & M Bakery	723 Broad Street Central Falls RI 02863	85	No
A.E.E. Inc.	4 Power Road Pawtucket RI 02860	85	No
A+J Enterprises, LLC	99 Newport Avenue Pawtucket RI 02861	85	No
ABM Enterprises LLC	38 East Street Warwick RI 02893	80	No
Accent Plating Company	25 Esten Avenue Pawtucket RI 02860	11	Yes
Accu-Care Supply	109 King Philip Road Rumford RI 02916	27	No
ACS Industries, Inc.	1 New England Way Lincoln RI 02865	35	No
Adelina Productions Inc.	434 Broadway Pawtucket RI 02860	85	No
Agar Machining & Welding, Inc.	270 York Avenue Pawtucket RI 02860	42	No
Agnes E. Little Elementary School	60 South Bend Street Pawtucket RI 02860	86	No
Ahmad Pizza, LLC	379 Smithfield Avenue Pawtucket RI 02860	85	No
Air Filtration Systems	5 Carpenter Street, Suite 103 Pawtucket RI 02860	42	No
Aladdin Club	609 Smithfield Avenue Pawtucket RI 02860	85	No
Allstate Restaurant Equipment	125 Esten Avenue Pawtucket RI 02860	99	No
Alves and Sons Bakery	679 Central Avenue Pawtucket RI 02861	81	No
Amanda's Kitchen	54 Smithfield Avenue Pawtucket RI 02860	85	No
Amica Mutual Insurance Co. - 10	10 Amica Way Lincoln RI 02865	53	No
Amica Mutual Insurance Co. - 25	25 Amica Way Lincoln RI 02865-0500	37	No
Amica Mutual Insurance Co. - 50	50 Lincoln Center Boulevard Lincoln RI 02865-0500	53	No
Amica Mutual Insurance Co.-100	100 Lincoln Center Boulevard Lincoln RI 02865	86	No
Ampex Brands Pizza of NE, Inc.	1242 Newport Avenue Pawtucket RI 02860	85	No
Andrew's Bistro	3755 Mendon Road Cumberland RI 02864	85	No
Angelo's Pizza, Inc.	133 Mendon Road Cumberland RI 02864	85	No
Anjos Enterprises, Inc.	288 East Avenue Pawtucket RI 02860	92	No
Antonio's Cafe	200 Mineral Spring Avenue Pawtucket RI 02860	85	No
APBVP, Inc.	727 East Avenue, Unit 6 Pawtucket RI 02860	85	No
Apna Bazar, LLC	282 East Avenue Pawtucket RI 02860	85	No
Apple Valley Kenco, Inc.	29 Newport Avenue Rumford RI 02916	85	No

**Industrial and Commercial Users  
Bucklin Point - 2020**

<b>Company Name</b>	<b>Facility Address</b>	<b>Category</b>	<b>Significant</b>
ARA-Rhode Island Dialysis, LLC.	201 Armistice Boulevard Pawtucket RI 02860	95	No
Arigna Irish Pub & Coal Fire Pizza	507 Armistice Boulevard Pawtucket RI 02861	85	No
ARJK, Inc.	477 Smithfield Ave. Pawtucket RI 02860	85	No
Armando & Sons Meat Market	265 Pine Street Pawtucket RI 02860	82	No
Armistice Pizzeria LLC	295 Armistice Boulevard Pawtucket RI 02861	85	No
ArtVac Corporation	17 New England Way Lincoln RI 02865	51	No
Asia Restaurants, Inc.	622 George Washington Hgwy. Lincoln RI 02865	85	No
Aspen Aerogels Rhode Island, LLC	3 Dexter Road East Providence RI 02914	27	Yes
Atrium on Main	285 Main Street Pawtucket RI 02860	85	No
Auto Parts Group Southwest LLC	70 Macondray Street Cumberland RI 02864	42	No
Avenue N American Kitchen	20 Newman Avenue Rumford RI 02916	85	No
B&M Clambake Company	560 York Avenue Pawtucket RI 02861	85	No
Bachini's Bakery	345 York Avenue Pawtucket RI 02860	81	No
Baja's Mexican Grill	430 Newport Avenue Rumford RI 02916	85	No
Bake My Day- Broad Street	23 Broad Street, Suite #9 Pawtucket RI 02860	85	No
Banai Bro of Lincoln LLC	178 Front Street Lincoln RI 02865	85	No
Bank of America	670 George Washington Highway Lincoln RI 02865	86	No
Benedict J. Ingegneri Jr. DMD PC Inc.	3231 Mendon Road Cumberland RI 02864	94	No
Bernardo Manufacturing	54 Taylor Drive East Providence RI 02916	21	No
Best Eastern Chinese Restaurant	791 Lonsdale Avenue Central Falls RI 02863	85	No
BEST Engineered Surface Technologies, LLC	10 New Road, Suite 400 Rumford RI 02916	11	Yes
Blackstone Dental	1044 Broad Street Central Falls RI 02863	94	No
Blackstone Donuts	421 Broadway Pawtucket RI 02860	85	No
Blackstone Donuts, Inc.	109 East Street Pawtucket RI 02860	85	No
Blackstone Health	420 Main Street Pawtucket RI 02860	86	No
Blackstone Market	385 East Avenue Pawtucket RI 02860	81	No
Blackstone Valley Assisted Living	649 Broad Street Central Falls RI 02863	86	No
Blackstone Valley Community Health	210 Main Street Pawtucket RI 02860	94	No
Blackstone Valley Community Healthcare	1000 Broad Street Central Falls RI 02863	94	No
Blackstone Valley Preparatory High School	15 Jones Street Cumberland RI 02864	86	No
Bliss Manufacturing Co., Inc.	50 Bacon Street Pawtucket RI 02860	11	Yes
BLP Inc.	2130 Mendon Road Cumberland RI 02864	85	No
Blue Line Septic, LLC	23 Bishop Hill Road Johnston RI 02919	80	No
Boot Black	560 Mineral Spring Avenue Pawtucket RI 02860	34	No
Boston House of Pizza	540 Taunton Avenue East Providence RI 02914	85	No
Boys and Girls Club of Northern Rhode Island	1 James J McKee Way Cumberland RI 02864	86	No
Boys and Girls Club of Pawtucket	1 Moeller Place Pawtucket RI 02860	86	No

**Industrial and Commercial Users  
Bucklin Point - 2020**

<b>Company Name</b>	<b>Facility Address</b>	<b>Category</b>	<b>Significant</b>
Brava Restaurant & Bar, Inc.	908 Main Street Pawtucket RI 02860	85	No
Breakneck Food Corp.	40 Breakneck Hill Road Lincoln RI 02865	85	No
Broadway Car Wash	406 Broadway Pawtucket RI 02860	97	No
Broadway Diner	446 North Broadway East Providence RI 02914	85	No
Broadway Pizza	511 Broadway Pawtucket RI 02860	85	No
BTP LLC	1005 Main Street #101 Pawtucket RI 02860	81	No
BTP LLC (Newman Ave)	20 Newman Avenue Rumford RI 02916	85	No
Bubble Room Car Wash, Inc.	335 Taunton Avenue East Providence RI 02914	97	No
Bubble Wash	472 Pawtucket Avenue Pawtucket RI 02860	92	No
Buffalo Lincoln Associates, LLC	636 George Washington Highway Lincoln RI 02865	86	No
Buford's Family Restaurant	474 Pawtucket Avenue Pawtucket RI 02860	85	No
Bullard Abrasives Inc	6 Carol Drive Lincoln RI 02865	42	No
Burton M. Ogata, D.M.D	1346 Newport Ave. Pawtucket RI 02861	94	No
C & P Enterprises	1211 Mendon Road Cumberland RI 02864	97	No
Calise & Sons Bakery	2 Quality Drive Lincoln RI 02865	81	No
CAMRAC, LLC	458 Broadway Pawtucket RI 02860	37	No
Canton Wok	293 Newport Avenue Pawtucket RI 02861	85	No
Care New England Health System	111 Brewster Street Pawtucket RI 02860	52	No
Carlisle Hardcast, LLC	97 Dexter Road East Providence RI 02914	42	No
Catanzaros Food Products, Inc.	203 Concord Street #457 Pawtucket RI 02860	81	No
Cave, LLC	560 Mineral Spring Avenue, Unit 2-116 Pawtucket RI 02860	34	No
Celtic Pub, Inc.	755 Broadway Pawtucket RI 02861	85	No
Central Auto Radiator, Inc.	188 Pine Street Pawtucket RI 02860	59	No
Central Falls Detention Facility Corp.	950 High Street Central Falls RI 02863	86	No
Central Falls Provision Co.	847 High Street Central Falls RI 02863	81	No
Central Laundry Inc.	614 Central Avenue Pawtucket RI 02861	92	No
Century Best Pizza and More, LLC	881 Central Avenue Pawtucket RI 02861	85	No
Charles Coelho Funeral Home	151 Cross Street Central Falls RI 02863	96	No
Charles E. Shea High School	485 East Avenue Pawtucket RI 02860	86	No
Chelo's Restaurant	45 Newport Avenue Rumford RI 02916	85	No
Chemart Company	11 New England Way Lincoln RI 02865	11	Yes
Chi Foods, LLC	560 Mineral Spring Avenue, Unit 2128 Pawtucket RI 02860	81	No
China House	555 Dexter Street Central Falls RI 02863	85	No
Chipotle	622 George Washington Highway Lincoln RI 02865	85	No
Cinemaworld	622 George Washington Highway Lincoln RI 02865	85	No
Cintas Corporation	300 Highland Corporate Drive Cumberland RI 02864	25	Yes
City of Pawtucket - Public Works	250 Armistice Boulevard Pawtucket RI 02860	37	No

**Industrial and Commercial Users  
Bucklin Point - 2020**

<b>Company Name</b>	<b>Facility Address</b>	<b>Category</b>	<b>Significant</b>
Cityline Laundry	194 Reservoir Ave Lincoln RI 02865	92	No
Classsick Custom	5 Carpenter Street, Suite 101 Pawtucket RI 02860	99	No
Club Sport Uniao Madeirence	46 Madeira Avenue Central Falls RI 02863	85	No
Clube Social Portuguese, Inc.	131 School Street Pawtucket RI 02860	85	No
Coia Sanitation Services	137 Angell Road Cumberland RI 02864	80	No
Coin-OP	504 Pawtucket Avenue Pawtucket RI 02860	92	No
Colbea Enterprises LLC	2095 Diamond Hill Road Cumberland RI 02864	97	No
COLM123, LLC	584 Smithfield Avenue Pawtucket RI 02860	85	No
Colonial Bakery	185 Broad Street Cumberland RI 02864	81	No
Comfort Dental II	725 Dexter St Central Falls RI 02863	94	No
Compassionate Care Veterinary Clinic	1509 Mendon Road Cumberland RI 02864	99	No
Conopco, Inc. (Site #1)	35 Martin Street Cumberland RI 02864	40	No
Conrad-Jarvis Corp.	217 Conant Street Pawtucket RI 02860	42	No
Continental Plastics & Packaging	21 Powder Hill Road Lincoln RI 02865	35	No
Cool Air Creations Inc.	10 Business Park Drive Smithfield RI 02917	99	No
Cooley, Incorporated	50 Esten Avenue Pawtucket RI 02860	53	No
Costa del Sol Restaurant	502 Roosevelt Avenue Central Falls RI 02863	85	No
Costigan - O'Neill Funeral Home	220 Cottage Street Pawtucket RI 02860	96	No
Cottage Street Donuts	372 Cottage Street Pawtucket RI 02861	85	No
Country Lounge Inc.	99 India Street Pawtucket RI 02860	85	No
Cox Communications, Inc. - BP Vault	9 James P Murphy Highway West Warwick RI 02893	27	No
Craft B&B, LLC	342 East Avenue Pawtucket RI 02860	85	No
Crazy Pizza	1700 Mendon Road Cumberland RI 02864	85	No
Creative Stone Countertops Inc.	140 Smithfield Avenue Pawtucket RI 02860	42	No
Crest Manufacturing Company	5 Hood Drive Lincoln RI 02865	52	No
CRMG Lincoln, Inc.	622 George Washington Highway, Unit 70 Lincoln RI 02865	85	No
Crooked Current Brewery	560 Mineral Spring Avenue, BF112 Pawtucket RI 02860	36	No
Crown Collision Center	180 Broadway Pawtucket RI 02860	97	No
Cuisine Del Mar	445 Lonsdale Avenue Pawtucket RI 02860	85	No
Cumberland Public Schools	205 Manville Hill Road Cumberland RI 02864	86	No
Cumberland Dental	2300 Diamond Hill Road Cumberland RI 02864	94	No
Cumberland Farms	823 Smithfield Avenue Lincoln RI 02865	85	No
Cumberland Farms	478 Broad Street Central Falls RI 02863	85	No
Cumberland High School	2600 Mendon Road Cumberland RI 02864	86	No
Cumberland House of Pizza	2360 Mendon Road Cumberland RI 02864	85	No
Cumberland Public Schools	364 Broad Street Cumberland RI 02864	86	No
CVS Caremark Corp. (200 Highland Drive)	200 Highland Corporate Drive Cumberland RI 02864	86	No

**Industrial and Commercial Users  
Bucklin Point - 2020**

<b>Company Name</b>	<b>Facility Address</b>	<b>Category</b>	<b>Significant</b>
CVS Pharmacy, Inc.	2100 Highland Corporate Drive Cumberland RI 02864	86	No
CW Lanes and Games	622 George Washington Highway, Unit #2 Lincoln RI 02865	85	No
D.J. Providence Co., LLC	622 George Washington Highway Lincoln RI 02865	85	No
Daiohs U.S.A. Inc.	67 Beverage Hill Avenue Pawtucket RI 02860-6201	89	No
Darlington Assisted Living Center	123 Armistice Boulevard Pawtucket RI 02860	86	No
Darlington Mortuary of L. Heroux & Son,	1042 Newport Avenue Pawtucket RI 02861	96	No
Davenport Restaurant	1070 Mendon Road Cumberland RI 02864	85	No
Davenport's Bar & Grille	1925 Pawtucket Avenue East Providence RI 02914	85	No
Dave's Marketplace	2077 Diamond Hill Road Cumberland RI 02864	82	No
David London and Company	29 Carrington Street Lincoln RI 02865	35	No
Dean Auto Collision Center	550 Pawtucket Avenue Pawtucket RI 02860	97	No
Denison Acquisition Company, LLC	1 Powder Hill Road Lincoln RI 02865	14	Yes
Dental Associates of Cumberland, Inc.	2138 Mendon Road, #202 Cumberland RI 02864	94	No
Dental Group of Pawtucket	1571 Newport Avenue, Suite 2 Pawtucket RI 02861	94	No
Dexter Car Wash, Inc.	290 Dexter Street Pawtucket RI 02860	97	No
Dexter Laundromat, Inc.	336 Dexter Street Central Falls RI 02863	92	No
Dexter Street South Laundry Corp.	361 Dexter Street Central Falls RI 02863	92	No
DG Cafe & Bakery	645 Broadway Pawtucket RI 02860	81	No
Diamond Cleaners, Inc.	681 Beverage Hill Avenue Pawtucket RI 02861	92	No
Diamond Hill Dental & Associates	2343 Diamond Hill Road Cumberland RI 02864	94	No
Diene Group LLC	3383 Mendon Road Cumberland RI 02864	85	No
Diffley & Daughters Septic	33 Arnold Farm Road West Greenwich RI 02817	80	No
Dimitri Ganim, DDS	878 Newport Avenue Pawtucket RI 02861	94	No
DJ Providence Co., LLC	72 Newport Avenue East Providence RI 02916	85	No
Dominican Market	341 Lonsdale Avenue Pawtucket RI 02860	81	No
Don's Lunch	169 Benefit Street Pawtucket RI 02861	85	No
Dooley, LLC	616 Smithfield Avenue Lincoln RI 02865	85	No
Double Dragon	381 Smithfield Avenue Pawtucket RI 02860	85	No
Dr. Anita N. Vasvani, D.M.D.	140 Newport Avenue Pawtucket RI 02861	94	No
Dr. Earl F. Calcutt Middle School	112 Washington Street Central Falls RI 02863	86	No
Drs. Ward and Vaudry	132 Old River Road, Suite 204 Lincoln RI 02865	94	No
Dufficy Enterprises, Inc.	448 Newport Avenue Pawtucket RI 02861	85	No
Dunkin Donuts - Central Avenue	1113 Central Avenue Pawtucket RI 02861	85	No
Dunkin Donuts - Cumberland	20 Ann & Hope Way Cumberland RI 02864	85	No
Dunkin Donuts - Taunton Ave.	484 Taunton Avenue East Providence RI 02914-1615	85	No
Dunkin Donuts-Broad Street	542 Broad Street Central Falls RI 02861	85	No
Dunkin Donuts-George Washington Highway	629 George Washington Highway Lincoln RI 02865	85	No

**Industrial and Commercial Users  
Bucklin Point - 2020**

<b>Company Name</b>	<b>Facility Address</b>	<b>Category</b>	<b>Significant</b>
Dupuis Oil	401 Walcott Street Pawtucket RI 02860	97	No
Dwaraka Foods LLC	1800 Mendon Road, Unit E Cumberland RI 02864	85	No
E & T Bella Pasta	223 Newport Avenue Pawtucket RI 02861	85	No
East Providence Fire Station #3	30 North Broadway East Providence RI 02916	97	No
East Providence Persy's Place LLC	140 Newport Avenue Rumford RI 02916	85	No
Eaton Corporation	10 New Road East Providence RI 02916	41	No
Echo Septic Services LLC	PO Box 129 481 Chestnut Hill Road Chepachet RI 02814	80	No
Ecological Fibers, Inc.	730 York Avenue Pawtucket RI 02861	24	Yes
EDC Holding, LLC	100 Newport Avenue East Providence RI 02916	85	No
Eglantina Kica, D.M.D.	388 Armistice Boulevard Pawtucket RI 02861	94	No
El Charro	1021 Mineral Spring Avenue Pawtucket RI 02860	85	No
El Gallo De Oro Inc	1270 Broad Street Central Falls RI 02863	85	No
El Paisa Restaurant, Inc.	598 Dexter Street Central Falls RI 02863	85	No
El Salvador Bakery	525 Dexter Street Central Falls RI 02863	81	No
El Salvadoreno Restaurant, Inc.	791 Lonsdale Avenue Central Falls RI 02863	85	No
ELKA Restaurant, Inc.	435 Power Road Pawtucket RI 02860	85	No
Emery Realty Inc./Fountain Street Grille	151 Fountain Street Pawtucket RI 02860	85	No
Enn Inc.	600 George Washington Highway Lincoln RI 02865	85	No
Enrico Caruso Society	105 Bouvier Avenue Manville RI 02838	85	No
Everett Charles Tech Inc.	6 Court Drive Lincoln RI 02865	41	No
Everybody's Favorite Family Restaurant	1370 Mendon Road Cumberland RI 02864	85	No
Excellent Coffee Company	57 Pawtucket Avenue Pawtucket RI 02860	89	No
Exchange Street Cafe	49 Exchange Street Pawtucket RI 02860	85	No
Express Panda	205 Division Street Pawtucket RI 02860	85	No
Extreme Clean Laundry	900 Broad Street Central Falls RI 02863	92	No
Extreme Clean Laundry, Inc.	295 Armistice Boulevard Pawtucket RI 02861	92	No
FabCity Cigar Lounge, Inc.	1438 Newport Avenue Pawtucket RI 02861	85	No
Fallon Memorial Elementary School	60 Lincoln Avenue Pawtucket RI 02861	86	No
Family and Cosmetic Dentistry	1960 Mendon Road Cumberland RI 02864	94	No
Farm Fresh RI	2 Bayley Street Pawtucket RI 02860	85	No
FGX International	500 George Washington Highway Smithfield RI 02917	59	No
Filibuster Club	23 High Street Cumberland RI 02864	85	No
Finlay Extracts & Ingredients USA, Inc.	10 Blackstone Valley Place Lincoln RI 02865	34	No
Fitness International LLC	615 Pawtucket Avenue Pawtucket RI 02860	89	No
Flexcraft Co.	535 Prospect Street Pawtucket RI 02860	46	No
Flor Di Brava	593 Weeden Street Pawtucket RI 02860	81	No
Foolproof Brewing Co., LLC	241 Grotto Avenue, Bldg. D, Unit 1 Pawtucket RI 02860	89	No

**Industrial and Commercial Users  
Bucklin Point - 2020**

<b>Company Name</b>	<b>Facility Address</b>	<b>Category</b>	<b>Significant</b>
Fortune House	1800 Mendon Road, Suite F Cumberland RI 02864	85	No
Francesca's Restaurant, Inc.	526 Pawtucket Avenue Pawtucket RI 02860	85	No
Frank Lizotte's Glass Co., Inc.	8 Perry Street Central Falls RI 02863	42	No
Freeway Laundry II	280 Dexter Street Pawtucket RI 02860	92	No
Freeway Laundry IV	562 Broadway Pawtucket RI 02860	92	No
Fuller Packaging, Inc.	1152 High Street Central Falls RI 02863	52	No
Fully Rooted Juicery	560 Mineral Spring Avenue, Unit 2120B Pawtucket RI 02860	34	No
Fun Smiles, Inc.	123 School Street, Suite 1 Pawtucket RI 02860	94	No
G.B. Donuts of RI Inc.	179 Front Street Lincoln RI 02865	85	No
G.B. Donuts of RI Inc.	2084 Diamond Hill Road Cumberland RI 02864	85	No
Galito's Restaurant	214 Columbus Avenue Pawtucket RI 02861	85	No
Galway Bay	156 South Bend Street Pawtucket RI 02860	85	No
Garden Grille	727 East Avenue Pawtucket RI 02860	85	No
Garden Meat Market, LLC	156 Washington Street Central Falls RI 02863	81	No
Garfield Social Club	11 Hunt Street Central Falls RI 02863	85	No
Garrity Pub & Restaurant	67 Garrity Street Pawtucket RI 02861	85	No
Garvin Memorial Elementary	1364 Diamond Hill Road Cumberland RI 02864	86	No
General Cable Industries, LLC	3 Carol Drive Lincoln RI 02865	27	Yes
Generations	267 Jenckes Hill Road Smithfield RI 02917	86	No
Geneva Apartments, LP	150 Dartmouth Street Pawtucket RI 02860	86	No
Georgia's Restaurant Ltd.	915 Dexter Street Central Falls RI 02863	85	No
Gerard A. Belhumeur, DDS	629 Central Avenue Pawtucket RI 02861	94	No
German American Cultural Society	78 Carter Avenue Pawtucket RI 02861	85	No
Gingersnaps Bakery	182 Front Street Lincoln RI 02865	81	No
Godfrey & Wing, Inc.	11 Dexter Road East Providence RI 02914	27	Yes
Golden Palace	1165 High Street Cumberland RI 02864	85	No
Good Eats Diner, Inc.	560 Mineral Spring Avenue Pawtucket RI 02860	85	No
Great China Inc.	402 Dexter Street Central Falls RI 02863	85	No
Great Taste	856 Newport Avenue Pawtucket RI 02861	85	No
Greystone of Lincoln, Inc.	7 Wellington Road Lincoln RI 02865	42	No
Grupo Amigos Da Terceira	55 Memorial Drive Pawtucket RI 02860	85	No
Guntis Sweets, LLC	654 Central Avenue Pawtucket RI 02861	81	No
Happy Smile	885 Smithfield Avenue Lincoln RI 02865	94	No
Hark's Hadwin Street Cafe	63 Hadwin Street Central Falls RI 02863	85	No
Harris Industries, Inc.	181 Conant Street Pawtucket RI 02860-1850	42	No
Hartley's Pork Pies	871 Smithfield Avenue Lincoln RI 02865	81	No
Hasbro, Inc.	1027 Newport Avenue Pawtucket RI 02861	27	No



**Industrial and Commercial Users  
Bucklin Point - 2020**

<b>Company Name</b>	<b>Facility Address</b>	<b>Category</b>	<b>Significant</b>
Hasbro, Inc. - Executive Offices	1011 Newport Avenue Pawtucket RI 02861	86	No
Hibachi Grill Supreme Buffet Inc.	58A Newport Avenue East Providence RI 02916	85	No
Highland Dental Group, Inc.	1189 Smithfield Avenue Lincoln RI 02865	94	No
Hindley Manufacturing Company	9 Havens Street Cumberland RI 02864	21	No
HM Vincent, DMD, LLC	719 Armistice Boulevard Pawtucket RI 02861	94	No
Holiday Retirement Home, Inc.	30 Sayles Hill Road Manville RI 02838	86	No
Homestead Baking Company	145 North Broadway Rumford RI 02916	81	No
Hope Buffinton Packaging Group, LLC	575 Lonsdale Avenue Central Falls RI 02863	59	No
Hope Global	50 Martin Street Cumberland RI 02864	23	No
Hope Springs Eternal LLC	1005 Main Street, Suite #1113 Pawtucket RI 02860	85	No
Hord Crystal Corporation	45 York Avenue Pawtucket RI 02860	11	Yes
Hot Spot LLC	3781 Mendon Road Cumberland RI 02864	85	No
House of Pizza	206 Division Street Pawtucket RI 02860	85	No
Howley Bread Group	613 George Washington Highway Lincoln RI 02865	85	No
HP Services, Inc.	800 Scenic View Drive Cumberland RI 02864	11	Yes
Hyde Park Burgers, LLC	622 George Washington Highway Lincoln RI 02865	85	No
Hydro Dulce	712 Broad Street Central Falls RI 02863	85	No
Ignite Your Life Nutrition	188 Front Street Lincoln RI 02865-2000	85	No
Impact Custom Apparel, LLC	30 Industrial Road Cumberland RI 02864	99	No
Industrial Container Services - RI, LLC	455 George Washington Highway Smithfield RI 02917-1929	44	No
Ink Solution	560 Mineral Spring Avenue, Unit 5-102 Pawtucket RI 02860	99	No
INSCO Intermediate Holdings, LLC	17 Powder Hill Road Lincoln RI 02865	99	No
International Charter School	334 Pleasant Street Pawtucket RI 02860	86	No
International Meat Market	756 Lonsdale Avenue Central Falls RI 02863	81	No
International Packaging Corp.	517 Mineral Spring Ave. Pawtucket RI 02860	53	No
Interplex Engineered Products, Inc.	231 Ferris Avenue East Providence RI 02916	11	Yes
Isle Brewers Guild	461 Main Street Pawtucket RI 02860	34	Yes
J and K Restaurant	757 Main Street Pawtucket RI 02860	85	No
J&M Diamond Tool, Inc.	43 Roger Williams Avenue East Providence RI 02916	44	No
J&N Foods, Inc.	276 Front Street Lincoln RI 02865	85	No
J.D. Laundromat	180 Broad Street Cumberland RI 02864	92	No
Ja Patty RI LLC	560 Mineral Spring Avenue Unit # 2-136 Pawtucket RI 02860	81	No
Jacky's Galaxie Restaurant, Inc.	1764 Mendon Road, Suite 1 Cumberland RI 02864	85	No
James Devine, DMD	65 Newport Avenue, Suite 3A East Providence RI 02916	94	No
JAR Bakers Supply	12 Crow Point Road Lincoln RI 02865	81	No
Jazz - Mondy, Inc.	906 Main Street Pawtucket RI 02860-4918	92	No
Jeanne Jugan Residence	964 Main Street Pawtucket RI 02860	86	No

**Industrial and Commercial Users  
Bucklin Point - 2020**

<b>Company Name</b>	<b>Facility Address</b>	<b>Category</b>	<b>Significant</b>
Jerry's Friendly Tap LLC	1225 Mendon Road Cumberland RI 02864-4812	85	No
JH Davis, LLC.	435 West Avenue Pawtucket RI 02860	42	No
Jin Hua Chinese Restaurant, Inc.	1925 Pawtucket Avenue East Providence RI 02914	85	No
JKD, Ltd.	315 Waterman Avenue East Providence RI 02914	85	No
John Rocchio Corporation	Higginson Avenue Central Falls RI 02863	40	Yes
John H. Collins & Sons Company	Dunnell Lane Pawtucket RI 02860	27	Yes
Joseph Jenks Jr. High School	350 Division Street Pawtucket RI 02860	86	No
Jozon Enterprises Inc.	210 Dexter Street Pawtucket RI 02860	85	No
J's Deli	2364 Diamond Hill Road Cumberland RI 02864	85	No
JSC New England Operating, LLC	91 Cedar Street Pawtucket RI 02860	85	No
JSC New England Operating, LLC	1715 Mendon Road Cumberland RI 02864	85	No
JSC New England Operating, LLC	600 Taunton Avenue East Providence RI 02914	85	No
JSC New England Operating, LLC	67 Newport Avenue East Providence RI 02916	85	No
JSC New England Operating, LLC	800 Lonsdale Avenue Central Falls RI 02863	85	No
Just Like Home Laundry	1322 Broad Street Central Falls RI 02863	92	No
K&W Webbing Company	403 Roosevelt Avenue Central Falls RI 02863	23	No
Karol A. Romenski & Son, Inc.	342 High Street Central Falls RI 02863	96	No
Keefe Funeral Home, Inc.	5 Higginson Avenue Lincoln RI 02865	96	No
Key Container Corporation	21 Campbell Street Pawtucket RI 02861-4005	24	No
Kim & Gary's Ice Cream Machine	4288 Diamond Hill Road Cumberland RI 02864	85	No
Kirkbrae Country Club	197 Old River Road Lincoln RI 02865	86	No
Kit Inc.	285 Newport Avenue Pawtucket RI 02861	85	No
Kitchen & Counter Top Center of N.E.	125 Esten Avenue Pawtucket RI 02860	42	No
Kiwi Burst Yogurt Shop	616 George Washington Highway Lincoln RI 02865	85	No
KMS Eats, Inc.	622 George Washington Highway, Unit 68 Lincoln RI 02865	85	No
L&B Foods, Inc.	20 Carter Avenue Pawtucket RI 02861	81	No
La Arepa	574 Smithfield Avenue Pawtucket RI 02860	85	No
La Casona Restaurant	768 Broad Street Central Falls RI 02863	85	No
La Fruta Loca	883 Dexter Street Central Falls RI 02863	85	No
La Herradura Taqueria	716 Dexter Street Central Falls RI 02863	85	No
La Palencianita Bakery-Food LLC	810 Broad Street Central Falls RI 02863	85	No
Land Works LLC	1030 B Danielson Pike Scituate RI 02857	80	No
Lane Foods, Inc.	1940 Pawtucket Avenue East Providence RI 02914	85	No
Langley's Laundromat	265 Pawtucket Avenue Pawtucket RI 02860	92	No
Laundromax	479 Mineral Spring Avenue Pawtucket RI 02860	92	No
Leedon Webbing Co., Inc.	86 Tremont Street Central Falls RI 02863	44	No
Len's Hot Dog Haven	9 Slater Park Pawtucket RI 02860	85	No

**Industrial and Commercial Users  
Bucklin Point - 2020**

<b>Company Name</b>	<b>Facility Address</b>	<b>Category</b>	<b>Significant</b>
Li Lai Wok Pawtucket, Inc.	655 Central Avenue Pawtucket RI 02861	85	No
Lincoln Funeral Home, Inc.	1501 Lonsdale Avenue Lincoln RI 02865-1819	96	No
Lincoln High School	135 Old River Road Lincoln RI 02865	86	No
Lincoln Laundromat	208 Front Street Lincoln RI 02865	92	No
Lincoln Pepperoni's, LLC	618 George Washington Highway Lincoln RI 02865	85	No
Lincoln Senior Center	150 Jenckes Hill Road Lincoln RI 02865	86	No
Lindbergh Auto Body, Inc.	58 Smithfield Avenue Pawtucket RI 02860	97	No
Lindsay Brislin, DMD	536 Central Avenue Pawtucket RI 02861	94	No
LM Taco, Inc.	45 Newport Avenue Pawtucket RI 02861	85	No
LMP Enterprises	2352 Mendon Road Cumberland RI 02864	85	No
Lonsdale Donuts	465 Lonsdale Avenue Pawtucket RI 02860	85	No
Lonsdale Super Wash	459 Lonsdale Avenue Pawtucket RI 02860	92	No
LRA Restaurants Inc.	535 Dexter Street Central Falls RI 02863	85	No
Lucky Chen	609 Smithfield Ave Lincoln RI 02865	85	No
Lucky Chen Corp 2	614 Smithfield Ave Lincoln RI 02865	85	No
Lucky Laundry	506 York Avenue Pawtucket RI 02861	92	No
Luna's Cafe, LLC	350 Prospect Street Pawtucket RI 02861	85	No
Luxury Cleaners	610 Smithfield Avenue Lincoln RI 02865	92	No
Lydia A. Klufas, DDS	525 Broad Street Cumberland RI 02864	94	No
M & M NY System	361 Waterman Avenue East Providence RI 02914	85	No
MAG Ventures, Inc.	415 Taunton Avenue East Providence RI 02914	97	No
Magallan Inc.	736 North Broadway East Providence RI 02914	85	No
Main Street Market, Inc.	919 Main Street Pawtucket RI 02860	82	No
Mamajuana Restaurant	904 Main Street Pawtucket RI 02860	85	No
Manning Heffern Inc.	68 Broadway Pawtucket RI 02860	96	No
Manville Cleaning Center	14 Railroad Street Manville RI 02838	92	No
Manville Palace Pizza	141 Railroad Street Manville RI 02838	85	No
Mark Preece, DDS	95 Walker Street Lincoln RI 02865	94	No
Maroon Group, LLC.	50 Industrial Circle Lincoln RI 02865	22	Yes
Marotta Food Corporation	300 Barton Street Pawtucket RI 02860-2918	82	No
Martin Bakers, LLC	399 North Broadway East Providence RI 02916	85	No
Materion Technical Materials, Inc.	5 Wellington Road Lincoln RI 02865	11	Yes
Matos Bakery	569 Broadway Pawtucket RI 02860	81	No
MDB-T LLC	550 George Washington Highway Smithfield RI 02917	97	No
Mei King Restaurant	211 South Bend Street Pawtucket RI 02860	85	No
Michael Healy Designs, Inc.	60 New River Road Manville RI 02838	41	No
Michael Perri & Sons, Inc.	537 Sandy Lane Warwick RI 02889	80	No

**Industrial and Commercial Users  
Bucklin Point - 2020**

<b>Company Name</b>	<b>Facility Address</b>	<b>Category</b>	<b>Significant</b>
Michael's Meats	2130 Mendon Road Suite 4 Cumberland RI 02864	81	No
Mid State Sewerage, Inc.	237 Riverlin Street Millbury MA 01527	80	No
Mineral Spring Laundromat	156 Mineral Spring Avenue Pawtucket RI 02860	92	No
Ming Garden, Inc.	295 Armistice Boulevard Pawtucket RI 02861	85	No
Mirror Image	190 Exchange Street Pawtucket RI 02860	99	No
Modern Diner	364 East Avenue Pawtucket RI 02860	85	No
Moon Star Chinese Restaurant	727 East Avenue Pawtucket RI 02860	85	No
Mr. USA Cleaners	224 East Avenue Pawtucket RI 02860	92	No
MSA Donuts, LLC	750 Mineral Spring Avenue Pawtucket RI 02860	85	No
Multi-Wall Packaging a Division of Signode Industrial Group	50 Taylor Drive East Providence RI 02916	42	No
Murdock Webbing Co., Inc.	27 Foundry Street Central Falls RI 02863	23	Yes
Murphy's Law	2 George Street Pawtucket RI 02860	85	No
Narr. Electric Co.-Vault Op.-BV	280 Melrose Street Providence RI 02907	27	No
NECVW, Inc.	1600 Mendon Road Cumberland RI 02864	97	No
Neurotech Pharmaceuticals, Inc.	900 Highland Corporate Drive Cumberland RI 02864	95	No
New Agawam LLC	15 Roger Williams Avenue Rumford RI 02916	85	No
New England Authentic Eats LLC	622 George Washington Highway Lincoln RI 02865	85	No
New England Authentic Eats LLC	216 Broadway Pawtucket RI 02860	85	No
New England Paper Tube Co.	200 Conant Street Pawtucket RI 02860	24	No
New Harvest Coffee Roasters	1005 Main Street, Suite 108 Pawtucket RI 02860	85	No
New Hong Kong	514 Broad Street Central Falls RI 02863	85	No
Newport 223 Donuts, Inc.	223 Newport Avenue East Providence RI 02916	85	No
Newport Ave Donut-81 Newport	81 Newport Avenue Pawtucket RI 02861	85	No
Newport Cedar Donuts, Inc.	105 Cedar Street Pawtucket RI 02860	85	No
Newport Division Donuts, Inc.	192 Division Street Pawtucket RI 02860	85	No
Newport Division Donuts, Inc.	1414 Newport Avenue Pawtucket RI 02861	85	No
North Smithfield Laser Tag and Arcade	100 Higginson Avenue Lincoln RI 02865	85	No
Northeast Knitting, Inc.	179 Conant Street Pawtucket RI 02860	23	No
Notes Coffee Co.	508 Armistice Boulevard Pawtucket RI 02861	85	No
Oak Hill Health & Rehabilitation Center	544 Pleasant Street Pawtucket RI 02860	86	No
Ocean State Cesspool, Inc.	336 Nooseneck Hill Road Exeter RI 02822	80	No
Olly's Pizza	148 Broad Street Pawtucket RI 02860	85	No
O'Neill Funeral Home	3102 Mendon Rd. Cumberland RI 02864	96	No
Organic Dyes and Pigments, LLC.	1 Crownmark Drive Lincoln RI 02865	22	Yes
Original Pizza of Boston	13 Blackstone Valley Place Lincoln RI 02865	53	No
Orion Retail	270 Jenckes Hill Road Smithfield RI 02917	26	No
Our Place on North Broadway	525 North Broadway East Providence RI 02914	85	No

**Industrial and Commercial Users  
Bucklin Point - 2020**

<b>Company Name</b>	<b>Facility Address</b>	<b>Category</b>	<b>Significant</b>
P & G Bowling, Inc.	80 Newport Avenue East Providence, RI 02916	85	No
Palate Pack	50 Industrial Road Lincoln RI 02864	34	No
Panaderia El Antojo, Inc.	494 Dexter Street Central Falls RI 02863	85	No
Paolucci Lincoln Dental	6 Blackstone Valley Place, Suite 306A Lincoln RI 02865	94	No
Parkway Apartments, L.P.	10 Office Parkway East Providence RI 02914	86	No
Patriot Textiles, Inc.	21 Sabin Street Pawtucket RI 02861	23	No
Paul G. Roque, DDS	642 Newport Avenue Pawtucket RI 02861	94	No
Paula Duarte Polanco	635 Dexter Street Central Falls RI 02863	81	No
Paulo J. DaRosa, DDS	490 High Street Cumberland RI 02864	94	No
Pawtucket China Inn	285 Main Street Pawtucket RI 02860	85	No
Pawtucket Country Club	900 Armistice Boulevard Pawtucket RI 02861	85	No
Pawtucket House of Pizza	398 Smithfield Avenue Pawtucket RI 02860	85	No
Pawtucket Lion Pizza, Inc.	197 Mineral Spring Avenue Pawtucket RI 02860	85	No
Pawtucket Little Caesars, LLC	465 Lonsdale Avenue Pawtucket RI 02860	85	No
Pawtucket Power Associates	181 Concord Street Pawtucket RI 02860	16	Yes
Pawtucket Red Sox Baseball Club	1 Columbus Avenue Pawtucket RI 02860	86	No
Pawtucket Skilled Nursing	70 Gill Avenue Pawtucket RI 02861	86	No
Pawtucket Soup Kitchen	195 Walcott Street Pawtucket RI 02860	85	No
PCL Fixtures, Inc.	275 Ferris Avenue Rumford RI 02916	24	No
Pedro Teixeira, DDS	176 Newport Avenue Pawtucket RI 02861	94	No
Phantom Properties, LLC	2920 Diamond Hill Road Cumberland RI 02864	85	No
Philip J. Calabro, D.M.D.	500 Newport Avenue Pawtucket RI 02861	94	No
Phoenix Converting Corporation	402 Walcott Street Pawtucket RI 02860	59	No
Piatek Machine Co., Inc.	25 Monticello Road Pawtucket RI 02861	42	No
Pizza Man of Cumberland	87 Broad Street Cumberland RI 02864	85	No
Plouffe's Cup N Saucer	267 Main Street Pawtucket RI 02860	85	No
Poly/Sperse, Corp.	250 Narragansett Park Drive East Providence RI 02916	22	No
Poppy's Family Restaurant	3344 Mendon Road Cumberland RI 02864	85	No
Potter-Burns Elementary School	973 Newport Avenue Pawtucket RI 02861	86	No
Precision Harley - Davidson, Inc.	269 Armistice Boulevard Pawtucket RI 02860	97	No
Precision Polishing & Ornamentals, Inc.	601 Mineral Spring Avenue Pawtucket RI 02860	42	No
Printmakers, Inc.	75 York Avenue Pawtucket RI 02860	93	No
Prospect CharterCare SJHSRI (Roosevelt)	249 Roosevelt Avenue Pawtucket RI 02860	94	No
Providence Braid Co., Inc.	358 Lowden Street Pawtucket RI 02860	44	No
Providence Fire Restoration	291 Kenyon Avenue Pawtucket RI 02861	99	No
Providence Metallizing Company, Inc.	51 Fairlawn Avenue Pawtucket RI 02860-2591	11	Yes
Pub Ventures	507 North Broadway East Providence RI 02914	85	No

**Industrial and Commercial Users  
Bucklin Point - 2020**

<b>Company Name</b>	<b>Facility Address</b>	<b>Category</b>	<b>Significant</b>
Pulcinella, LLC	3 Wake Robin Road Lincoln RI 02865	85	No
Quality Gerontological Services, Inc.	60 Eben Brown Lane Central Falls RI 02863	86	No
Quality Rental	390 Walcott Street Pawtucket RI 02860	86	No
R & D Manufacturing, Inc.	60 Dunnell Lane East Pawtucket RI 02860	42	No
R.J.W. Enterprises Inc.	337 Armistice Blvd Pawtucket RI 02861	85	No
R1 Indoor Karting, LLC	100 Higginson Avenue Lincoln RI 02865	85	No
Rafael Enterprise	212-214 Broad Street Pawtucket RI 02860	85	No
Rand Whitney Southeast Container, LLC	455 Narragansett Park Drive Pawtucket RI 02861-4321	24	No
Ray Plante & Sons, Inc.	1 Abbotts Crossing Road Coventry RI 02816	80	No
Rhode Island Donuts LLC	2069 Diamond Hill Road Cumberland RI 02864	85	No
Rhode Island Donuts, LLC	1700 Mendon Road Cumberland RI 02864	85	No
RI Spirits	59 Blackstone Avenue Pawtucket RI 02860	34	No
Ribatejo Fish Market	167 Benefit Street Pawtucket RI 02861	82	No
Richmond Motor Sales, Inc.	519 Pawtucket Avenue Pawtucket RI 02860	97	No
RIDCO Casting Co.	6 Beverage Hill Avenue Pawtucket RI 029860	21	No
Right Spot Diner	200 South Bend Street Pawtucket RI 02860	85	No
Riviera Inn	580 North Broadway East Providence RI 02914	85	No
Roast House Pub and Restaurant	176 Columbus Avenue Pawtucket RI 02860	85	No
Rosco Manufacturing, LLC	500 High Street Central Falls RI 02863	42	No
Rosita, LLC	259 Front Street Lincoln RI 02865	85	No
Royal Cleaners, Inc.	639 Cottage Street Pawtucket RI 02861	92	No
Rumford Motor Inn	400 Newport Avenue Rumford RI 02916-2120	86	No
Russell S. Chin, DDS, Ltd.	1288 Newport Avenue Pawtucket RI 02861	94	No
S.P. Donuts	2130 Mendon Road Cumberland RI 02864	85	No
Sakis Pizza (Cumberland)	2339 Diamond Hill Road Cumberland RI 02864	85	No
Salvatore's Custom Sandwich Shop & Deli, LLC	2000 Mendon Road Cumberland RI 02864	85	No
Sarkis Hagopian Enterprises LLC	1525 Old Louisquisset Pike Lincoln RI 02865	85	No
Schofield Printing, Inc.	211 Weeden Street Pawtucket RI 02860	99	No
Schofield Sanitation	4420 Diamond Hill Road Cumberland RI 02864	80	No
Scituate Cesspool, Inc.	26 Greenhill Road Johnston RI 02919	80	No
Seabra Foods III, Inc.	2000 Mendon Road Cumberland RI 02864	82	No
Serra Da Estrela Restaurant	168 Broad Street Cumberland RI 02864	85	No
Seven Cray Street Realty Corp	7 Cray Street Cumberland RI 02864	85	No
Sewrite Embroidery	30 Martin Street, Suite #2A1 Cumberland RI 02864	99	No
Shaghalian Family Dental, LLC.	1002 Pawtucket Avenue Rumford RI 02916	94	No
Shanna Country Kitchen	1517 Louisquisset Pike Lincoln RI 02865	85	No
Shaydan Inc.	266 Grand Avenue Pawtucket RI 02861	85	No

**Industrial and Commercial Users  
Bucklin Point - 2020**

<b>Company Name</b>	<b>Facility Address</b>	<b>Category</b>	<b>Significant</b>
Shish Kabob	555 Smithfield Avenue Pawtucket RI 02860	85	No
Shivu, LLC	306 Broad Street Central Falls RI 02863	92	No
SHP IV/LCB Lincoln, LLC	425 Albion Road Lincoln RI 02865	86	No
Silver Fern Practice LLC	21 Division Street Pawtucket RI 02860	89	No
Smithfield Ave Donuts, LLC.	1 Colfax Street Pawtucket RI 02860	85	No
Smug Brewery Co. LLC	545 Pawtucket Avenue, LL04 Pawtucket RI 02860	34	No
Sonid LLC	560 Mineral Spring Avenue Pawtucket RI 02860	81	No
Sparkle City Laundromat	192 Division Street Pawtucket RI 02860	92	No
Sparky's Restaurant	548 Dexter Street Central Falls RI 02863	85	No
SPHOD	572 Armistice Boulevard Pawtucket RI 02861	85	No
Spin City Cumberland, LLC	3400 Mendon Road Cumberland RI 02864	92	No
Spirit Recognition	639 Central Avenue Pawtucket RI 02861	99	No
Splash Snack Bar and Grill	546 Lonsdale Avenue Central Falls RI 02863	85	No
Splish Splash Laundromat	609 Main Street Pawtucket RI 02860	92	No
Spring House Chinese	178 Mineral Spring Avenue Pawtucket RI 02860	85	No
SPSR Inc.	1764 Mendon Road, #4385 Cumberland RI 02864	85	No
St. Raphael Academy - East Building	210 Walcott Street Pawtucket RI 02860	86	No
St. Raphael Academy - West Building	123 Walcott Street Pawtucket RI 02860	86	No
Stackbin Corporation	29 Powder Hill Road Lincoln RI 02865	11	Yes
Starbucks Restaurant-Lincoln Mall	622 George Washington Highway Lincoln RI 02865	85	No
Starsani Pizza	103 Newport Avenue Pawtucket RI 02861	85	No
Stolberger, Inc.	1211 High Street Central Falls RI 02863	26	No
Stop & Shop Supermarket #704	70 Mendon Road Cumberland RI 02864	82	No
Stop & Shop Supermarket #710	368 Cottage Street Pawtucket RI 02861	82	No
Stop & Shop Supermarket #712	622 George Washington Highway Lincoln RI 02865	82	No
Subway - Mineral Spring Avenue	745 Mineral Spring Avenue Pawtucket RI 02860	85	No
Subway 95 Exit 30, LLC	355 Fountain Street Pawtucket RI 02860-1202	85	No
Subway Restaurant	287 Armistice Blvd Pawtucket RI 02861	85	No
Subway-Broad Street	310 Broad Street Central Falls RI 02863	85	No
Summit Manufacturing Corporation	248 Pine Street Pawtucket RI 02860	11	Yes
Sunshine Creamery	305 North Broadway East Providence RI 02916	85	No
Super Dragon	805 Broadway Pawtucket RI 02861	85	No
Swades, LLC	727 East Avenue Pawtucket RI 02860	85	No
Swan Cleaners	371 Benefit Street Pawtucket RI 02861	92	No
Sweetland Foods, Inc.	112 Warren Avenue Pawtucket RI 02860	81	No
Swissline Precision, LLC.	23 Ashton Park Way Cumberland RI 02864	42	No
Tanury Industries	6 New England Way Lincoln RI 02865	11	Yes

**Industrial and Commercial Users  
Bucklin Point - 2020**

<b>Company Name</b>	<b>Facility Address</b>	<b>Category</b>	<b>Significant</b>
Tanury Industries PVD, Inc.	7 New England Way Lincoln RI 02865	11	Yes
Tanya Creations, Inc.	360 Narragansett Park Drive East Providence RI 02916	42	No
Taqueria Lupita	765 Dexter Street Central Falls RI 02863	85	No
Target Corporation - T2073	620 George Washington Highway Lincoln RI 02865	85	No
Tedor Pharma Inc.	400 Highland Corporate Drive Cumberland RI 02864	14	Yes
Teknor Apex - Mendon	90 Mendon Avenue Pawtucket RI 02861	37	No
Teknor Apex Company	505 Central Avenue Pawtucket RI 02861	27	Yes
Texcel Industries, Inc.	18 Meeting Street Cumberland RI 02864	23	No
The 579, LLC	579 Benefit Street Pawtucket RI 02861	85	No
The Children's Workshop	151 Hunt Street Central Falls RI 02863	86	No
The Evans Findings Company, Inc.	33 Eastern Avenue East Providence RI 02914	21	No
The Family Dentist, Inc.	480 Broadway Pawtucket RI 02860	94	No
The Fifth LLC	411 North Broadway Rumford RI 02916	85	No
The Mansion, Inc.	104 Clay Street Central Falls RI 02863	86	No
The Met RI, LLC	1005 Main Street, Unit 1112 Pawtucket RI 02860-7802	85	No
The Okonite Company	5 Industrial Road Cumberland RI 02864	27	Yes
The Salvation Army	102 High Street Pawtucket RI 02860	85	No
The Stop & Shop Supermarket Co. LLC	1925 Pawtucket Avenue East Providence RI 02914	82	No
Tienda Y Panaderia Zacapa LLC	740 Dexter Street Central Falls RI 02863	85	No
Tiffany and Company	300 Maple Ridge Drive Cumberland RI 02864	15	Yes
Tikal Restaurant	139 Broad Street Pawtucket RI 02860	85	No
TOBG, Inc.	562 Newport Avenue Pawtucket RI 02861	85	No
Top Shell LLC	55 Conduit Street Central Falls RI 02863	81	No
Torre Corp.	3 Wake Robin Lane, Unit #1 Lincoln RI 02865	85	No
Totis Pizza and Grill, Inc.	622 Central Avenue Pawtucket RI 02861	85	No
Tracey Gear Inc.	740 York Avenue Pawtucket, RI 02861	42	No
Trinity Management	255 Mineral Spring Avenue Pawtucket RI 02861	85	No
Trinity Management	100 Mendon Road Cumberland RI 02864	85	No
Trinity Management LLC	1754 Mendon Road Cumberland RI 02864	85	No
Trinity Management LLC	285 Armistice Boulevard Pawtucket RI 02861	85	No
Truck Pro LLC	51 Delta Drive Pawtucket RI 02860	97	No
Truex, Inc.	300 Armistice Boulevard Pawtucket RI 02861	11	Yes
Tugas Restaurant & Catering	110 Mineral Spring Avenue Pawtucket RI 02860	85	No
Underground Heros Inc.	80 A Newport Ave East Providence RI 02916	85	No
United Methodist Elder Care	30 Alexander Avenue East Providence RI 02914	86	No
United Skates of America, Inc.	75 New Road Rumford RI 02916-2016	85	No
V. George Rustigian Rugs Inc. - Meeting Street	30 Meeting Street Cumberland RI 02864	99	No



**Industrial and Commercial Users  
Bucklin Point - 2020**

<b>Company Name</b>	<b>Facility Address</b>	<b>Category</b>	<b>Significant</b>
Verizon - BV	Allens Avenue Providence RI 02905	27	No
VetCor of Lincoln, LLC.	207 Front Street Lincoln RI 02865	94	No
Vibe Lounge	25 Broad Street Pawtucket RI 02860	85	No
Vicor Corporation	1 Albion Road Lincoln RI 02865	49	No
Village Pizza Inc.	650 Dexter Street Central Falls RI 02863	85	No
Village Restaurant, Inc.	200 Main Street Pawtucket RI 02860	85	No
VIP Car Wash	6 Cook Street Lincoln RI 02865	97	No
Visual Creations, Inc.	500 Narragansett Park Drive Pawtucket RI 02861	44	No
Vogue Industries LP	82 Hadwin Street Central Falls RI 02863	99	No
Walter M. Dzialo, DDS	526 Newport Avenue Pawtucket RI 02861	94	No
Wannamoisett Country Club	96 Hoyt Avenue Rumford RI 02916	86	No
Water Works Car Wash	930 Main Street Pawtucket RI 02860	97	No
Wendy's (Cottage Street)	368 Cottage Street Pawtucket RI 02861	85	No
Wendy's International, Inc. (Broad)	120 Broad Street Pawtucket RI 02860	85	No
WG Lincoln Place SH, LLC	612 George Washington Hgwy. Lincoln RI 02865	86	No
Whipped Ice Cream Parlor	446 North Broadway East Providence RI 02914	85	No
Whittet-Higgins Company	33 Higginson Avenue Central Falls RI 02863	42	No
Wildflour Bakery Cafe	727 East Avenue Pawtucket RI 02860	85	No
Wildtree Holdings, LLC	15 Wellington Road Lincoln RI 02865	81	No
William B. Chan DMD	2359 Mendon Road Cumberland RI 02864	94	No
William Naughton, DDS	524 Central Avenue Pawtucket RI 02861	94	No
William W. Tripp Funeral Home, Inc.	1008 Newport Avenue Pawtucket RI 02861	96	No
Wind River Environmental, LLC	141 Shun Pike Johnston RI 02919	80	No
Xelapan Bakery and Convenience	904 Lonsdale Avenue Central Falls RI 02863	81	No
Xinli, LLC	863 Broad Street Central Falls RI 02863	85	No
YMCA of Pawtucket, Inc.	20 Summer Street Pawtucket RI 02860	89	No
Yovani's Pizza	40 Macondray Street Cumberland RI 02864	85	No
Zaccagnini's Pastry Shoppe	546 Smithfield Avenue Pawtucket RI 02860	81	No
Zebra Technologies Corporation	One Albion Road, Suite 100 Lincoln RI 02865	42	No

***ATTACHMENT VOLUME II***

***SECTION 2***

***PERMIT ISSUANCE/REISSUANCE  
ACTIVITIES***

***PERMIT ISSUANCE/REISSUANCE  
ACTIVITIES***

***FIELD'S POINT***

**Permit issuance / Reissuance Activities  
Field's Point - 2020**

<b>Company Name</b>	<b>Prior Permit</b>	<b>Permit</b>	<b>Issue Date</b>	<b>Effective Date</b>	<b>Expire Date</b>
Department of Administration	12/31/2019	P5200-085-1224	12/17/2019	01/01/2020	12/31/2024
Italia, LLC	12/31/2019	P8500-627-1224	12/17/2019	01/01/2020	12/31/2024
Manchester Street, LLC	12/31/2019	P2712-102-1224	12/17/2019	01/01/2020	12/31/2024
NC Dental, Inc.	12/31/2019	P9400-452-1224	12/17/2019	01/01/2020	12/31/2024
New China	12/31/2019	P8500-625-1224	12/17/2019	01/01/2020	12/31/2024
Providence Community Library	12/31/2019	P8400-043-1224	12/17/2019	01/01/2020	12/31/2024
Ladder 133 Bar and Grill	12/31/2019	P8502-676-1224	12/18/2019	01/01/2020	12/31/2024
Smith Hill Laundromat	12/31/2019	P9200-359-1224	12/18/2019	01/01/2020	12/31/2024
Venda Ravioli Inc. - 271 Atwells Avenue	12/31/2019	P8500-624-1224	12/18/2019	01/01/2020	12/31/2024
Carl M. Cotoia DDS	No Previous Permit	P9400-457-1124	01/10/2020	01/10/2020	11/30/2024
SCI Rhode Island Funeral Services, LLC	01/31/2020	P9600-114-0125	01/22/2020	02/01/2020	01/31/2025
Uno Of Providence, Inc.	01/31/2020	P8502-679-0125	01/22/2020	02/01/2020	01/31/2025
Camila Dry Cleaner, LLC	01/31/2020	P9200-360-0125	01/24/2020	02/01/2020	01/31/2025
Fruity Franchise	01/31/2020	P8500-646-0125	01/24/2020	02/01/2020	01/31/2025
Ogie's Trailer Park	01/31/2020	P8501-453-0125	01/24/2020	02/01/2020	01/31/2025
Rhode Island College - Connection 4	01/31/2020	P8600-647-0125	01/24/2020	02/01/2020	01/31/2025
L T Treats, Inc.	01/31/2020	P8500-671-0125	01/27/2020	02/01/2020	01/31/2025
Prothera Biologics, Inc.	01/31/2020	P9500-144-0125	01/27/2020	02/01/2020	01/31/2025
Wendys	No Previous Permit	P8502-689-1124	01/27/2020	01/27/2020	11/30/2024
Hyde Park Burgers, LLC	No Previous Permit	P8502-690-1124	01/28/2020	01/28/2020	11/01/2024
Little Sister	No Previous Permit	P8500-669-1124	01/28/2020	01/28/2020	11/30/2024
Royal Fried Chicken, Inc.	No Previous Permit	P8502-691-1124	01/28/2020	01/28/2020	11/30/2024
Providence Schools	01/31/2020	P8600-653-0125	01/30/2020	02/01/2020	01/31/2025
Den Den	No Previous Permit	P8501-454-1224	02/04/2020	02/04/2020	12/31/2024
Butterbang, LLC	No Previous Permit	P8500-675-0125	02/05/2020	02/05/2020	01/31/2025
Social House, LLC	No Previous Permit	P8500-639-1224	02/05/2020	02/05/2020	12/31/2024
Long Live Beer Works, Inc.	No Previous Permit	P3402-011-1124	02/06/2020	02/06/2020	11/30/2024
Paris Bistro	No Previous Permit	P8500-676-1224	02/06/2020	02/06/2020	12/31/2024
SC Restaurant, LLC	No Previous Permit	P8500-674-1224	02/06/2020	02/06/2020	12/31/2024
Pipeline Restaurant	No Previous Permit	P8500-673-1224	02/11/2020	02/11/2020	12/31/2024
Access Dental Care	No Previous Permit	P9400-458-1224	02/12/2020	02/12/2020	12/31/2024
Choice Collision Center	No Previous Permit	P9702-231-1224	02/12/2020	02/12/2020	12/31/2024
Granitec	No Previous Permit	P4200-179-0125	02/12/2020	02/01/2020	01/31/2025
Jacob Werba, DDS	02/29/2020	P9400-454-0225	02/20/2020	03/01/2020	02/28/2025
Red Stripe East Side, LLC.	02/29/2020	P8502-680-0225	02/20/2020	03/01/2020	02/28/2025
Siena, Inc.	02/29/2020	P8502-681-0225	02/20/2020	03/01/2020	02/28/2025
Steven A. Sack, D.M.D	02/29/2020	P9402-453-0225	02/20/2020	03/01/2020	02/28/2025
Atlantic Gladstone Realty, LLC.	02/29/2020	P5300-035-0225	02/21/2020	03/01/2020	02/28/2025
Kozy Group, LLC	02/29/2020	P8502-682-0225	02/21/2020	03/01/2020	02/28/2025
RVS Mfg. Co.	02/29/2020	P4100-107-0225	02/21/2020	03/01/2020	02/28/2025
Atwells Realty Corporation	02/29/2020	P8502-685-0225	02/26/2020	03/01/2020	02/28/2025
Diocese of Providence - Office Building	02/29/2020	P5200-084-0225	02/26/2020	03/01/2020	02/28/2025
El Fogon Latino Restaurant, LLC	02/29/2020	P8500-659-0225	02/26/2020	03/01/2020	02/28/2025
RISD - Auditorium	02/29/2020	P8400-044-0225	02/26/2020	03/01/2020	02/28/2025
RISD - Market House	02/29/2020	P8400-045-0225	02/26/2020	03/01/2020	02/28/2025
RISD-Illustration Studies Building	02/29/2020	P8400-046-0225	02/26/2020	03/01/2020	02/28/2025
Times 2 Incorporated	02/29/2020	P8602-651-0225	02/26/2020	03/01/2020	02/28/2025
Vasilios Pizza	02/29/2020	P8500-661-0225	02/26/2020	03/01/2020	02/28/2025
Cafe Nuovo	02/29/2020	P8502-688-0225	02/27/2020	03/01/2020	02/28/2025
Jammat Housing	02/29/2020	P8600-661-0225	02/27/2020	03/01/2020	02/28/2025
Sicilia's Pizzeria	02/29/2020	P8501-452-0225	02/27/2020	03/01/2020	02/28/2025
T&T Donuts, Inc.	02/29/2020	P8500-678-0225	02/27/2020	03/01/2020	02/28/2025
Blush Bakeshop, LLC	No Previous Permit	P8500-677-0125	03/05/2020	03/05/2020	01/31/2025
Ocean State Laundry	No Previous Permit	P9200-365-0125	03/05/2020	03/05/2020	01/31/2025
SR Management Group	No Previous Permit	P8501-456-0125	03/05/2020	03/05/2020	01/31/2025

**Permit issuance / Reissuance Activities  
Field's Point - 2020**

<b>Company Name</b>	<b>Prior Permit</b>	<b>Permit</b>	<b>Issue Date</b>	<b>Effective Date</b>	<b>Expire Date</b>
La Excelencia Restaurant	No Previous Permit	P8500-684-0225	03/11/2020	03/11/2020	02/28/2025
Maria's Cucina	No Previous Permit	P8502-694-0125	03/11/2020	03/11/2020	01/31/2025
Brittany Motors	03/31/2020	P9702-229-0325	03/17/2020	04/01/2020	03/31/2025
Brown University - Diman & Wayland House	03/31/2020	P8600-656-0325	03/17/2020	04/01/2020	03/31/2025
Brown University - Wriston Quad	03/31/2020	P8600-657-0325	03/17/2020	04/01/2020	03/31/2025
Brown University- Harkness House	03/31/2020	P8600-655-0325	03/17/2020	04/01/2020	03/31/2025
Cafe La France - Empire	03/31/2020	P8500-650-0325	03/17/2020	04/01/2020	03/31/2025
Cherry Hill Grille	03/31/2020	P8502-684-0325	03/17/2020	04/01/2020	03/31/2025
Cityline Dental	03/31/2020	P9400-455-0325	03/17/2020	04/01/2020	03/31/2025
Dexter Cleaners	03/31/2020	P9200-364-0325	03/17/2020	04/01/2020	03/31/2025
Hodosh Dental Associates, Inc.	03/31/2020	P9400-456-0325	03/17/2020	04/01/2020	03/31/2025
Portion Meat Associates	03/31/2020	P8104-230-0325	03/17/2020	04/01/2020	03/31/2025
RISD - Bayard-Ewing Building	03/31/2020	P9900-119-0325	03/17/2020	04/01/2020	03/31/2025
RISD - Dexter House Garage	03/31/2020	P9900-117-0325	03/17/2020	04/01/2020	03/31/2025
RISD - Fletcher Building	03/31/2020	P9900-115-0325	03/17/2020	04/01/2020	03/31/2025
RISD - Industrial Design Building	03/31/2020	P9900-114-0325	03/17/2020	04/01/2020	03/31/2025
RISD - Memorial Hall	03/31/2020	P9900-116-0325	03/17/2020	04/01/2020	03/31/2025
RISD - Waterman Building	03/31/2020	P9900-118-0325	03/17/2020	04/01/2020	03/31/2025
U.S. Postal Service - P&DC	03/31/2020	P2702-103-0325	03/17/2020	04/01/2020	03/31/2025
UMelt Weybosset, Inc.	03/31/2020	P8500-664-0325	03/17/2020	04/01/2020	03/31/2025
Zona Lounge	03/31/2020	P8500-670-0325	03/17/2020	04/01/2020	03/31/2025
Brown University - Sears House	03/31/2020	P8600-654-0325	03/19/2020	04/01/2020	03/31/2025
UTGR, Inc.	03/31/2020	P8502-686-0325	03/19/2020	04/01/2020	03/31/2025
Waterman Laundromat	03/31/2020	P9200-361-0325	03/19/2020	04/01/2020	03/31/2025
Nami Japanese Restaurant, Inc.	03/31/2020	P8501-459-0325	03/31/2020	04/01/2020	03/31/2025
Amy's Place	No Previous Permit	P8500-683-0125	04/09/2020	04/09/2020	01/31/2025
SC Providence	No Previous Permit	P8502-695-0225	04/09/2020	04/09/2020	02/28/2025
Brown University-Medical Education Bldg.	04/30/2020	P9500-146-0425	04/17/2020	05/01/2020	04/30/2025
Cafe Four Twelve, Inc.	04/30/2020	P8500-658-0425	04/17/2020	05/01/2020	04/30/2025
JRB LLC	04/30/2020	P8500-692-0425	04/17/2020	05/01/2020	04/30/2025
RI Heat Treating LLC	No Previous Permit	P5100-058-0325	04/17/2020	04/17/2020	03/31/2025
Olneyville NY System	04/30/2020	P8500-665-0425	04/27/2020	05/01/2020	04/30/2025
LNP Enterprises, Inc.	05/31/2020	P8500-693-0525	04/28/2020	06/01/2020	05/31/2025
Price Rite	04/30/2020	P8202-125-0425	04/28/2020	05/01/2020	04/30/2025
Rhode Island College - Connection 1	04/30/2020	P8900-074-0425	04/28/2020	05/01/2020	04/30/2025
Twin's Pizza, Inc.	04/30/2020	P8502-698-0425	04/28/2020	05/01/2020	04/30/2025
Brown University	04/30/2020	P8502-687-0425	04/30/2020	05/01/2020	04/30/2025
Capital Grille Holdings, Inc.	04/30/2020	P8502-699-0425	04/30/2020	05/01/2020	04/30/2025
Chow Fun, Inc.	04/30/2020	P8501-461-0425	05/05/2020	05/05/2020	04/30/2025
Motekim	No Previous Permit	P8500-681-0425	05/12/2020	05/12/2020	04/30/2025
J & M Convenience Store	05/31/2020	P8500-696-0525	05/18/2020	06/01/2020	05/31/2025
Trattoria Zooma	05/31/2020	P8502-693-0525	05/18/2020	06/01/2020	05/31/2025
Whisk, LLC	05/31/2020	P8500-667-0525	05/18/2020	06/01/2020	05/31/2025
Miriam Hospital - Rise Building	05/31/2020	P9500-147-0525	05/20/2020	06/01/2020	05/31/2025
Rhode Island College - Connection 2	05/31/2020	P4302-074-0525	05/20/2020	06/01/2020	05/31/2025
Chipotle Mexican Grill	05/31/2020	P8500-680-0525	05/26/2020	06/01/2020	05/31/2025
Kingston BR LLC	05/31/2020	P9702-230-0525	05/26/2020	06/01/2020	05/31/2025
Mega Solutions, LLC	05/31/2020	P8500-672-0525	05/26/2020	06/01/2020	05/31/2025
Morgan Mill Metals, LLC	05/31/2020	P4100-108-0525	05/26/2020	06/01/2020	05/31/2025
RISD - Metcalf Building	05/31/2020	P4300-073-0525	05/26/2020	06/01/2020	05/31/2025
Brown University - Granoff Center	05/31/2020	P8900-076-0525	05/28/2020	06/01/2020	05/31/2025
Brown University - Meehan Auditorium	05/31/2020	P8900-075-0525	05/28/2020	06/01/2020	05/31/2025
Brown University - Nelson Fitness Center	05/31/2020	P8900-077-0525	05/28/2020	06/01/2020	05/31/2025
BTP, LLC	No Previous Permit	P8500-694-0325	06/15/2020	06/15/2020	03/31/2025
Briana's Restaurant	06/30/2020	P8500-662-0625	06/15/2020	07/01/2020	06/30/2025

**Permit issuance / Reissuance Activities  
Field's Point - 2020**

<b>Company Name</b>	<b>Prior Permit</b>	<b>Permit</b>	<b>Issue Date</b>	<b>Effective Date</b>	<b>Expire Date</b>
Forty-Four Donuts, Inc.	06/30/2020	P8500-679-0625	06/15/2020	07/01/2020	06/30/2025
Highlander Charter School	06/30/2020	P8600-660-0625	06/15/2020	07/01/2020	06/30/2025
Uncle Tonys Pizza and Pasta	06/30/2020	P8502-696-0625	06/15/2020	07/01/2020	06/30/2025
Piemonte Pizza	No Previous Permit	P8500-691-0225	06/17/2020	06/17/2020	02/28/2025
Providence Oyster Bar	06/30/2020	P8501-455-0625	06/17/2020	07/01/2020	06/30/2025
Rhode Island Chemical Corporation	06/30/2020	P4300-075-0625	06/17/2020	07/01/2020	06/30/2025
Venda Ravioli - DePasquale	06/30/2020	P8500-689-0625	06/17/2020	07/01/2020	06/30/2025
Villa Italian Kitchen	06/30/2020	P8500-685-0625	06/17/2020	07/01/2020	06/30/2025
65 Bath Pro LLC	No Previous Permit	P8600-663-0125	06/24/2020	06/24/2020	01/31/2025
Anchor Bay @ Pocasset	06/30/2020	P8600-662-0625	06/24/2020	07/01/2020	06/30/2025
Charles Street Diner	06/30/2020	P8500-695-0625	06/24/2020	07/01/2020	11/17/2020
Cool-Lick's Lemonade and Ice Cream	06/30/2020	P8500-682-0625	06/24/2020	07/01/2020	06/30/2025
Providence River Animal Hospital	06/30/2020	P9900-120-0625	06/24/2020	07/01/2020	06/30/2025
R.I.P.T.A. - 705 Elmwood	06/30/2020	P3704-068-0625	06/24/2020	07/01/2020	06/30/2025
R.I.P.T.A.-269 Melrose	06/30/2020	P3704-069-0625	06/24/2020	07/01/2020	06/30/2025
Speedy Pizza	06/30/2020	P8500-686-0625	06/24/2020	07/01/2020	06/30/2025
The Sharpe Building	06/30/2020	P8600-659-0625	06/24/2020	07/01/2020	06/30/2025
Wings on 5	No Previous Permit	P8500-688-0225	06/24/2020	06/24/2020	02/28/2025
Jan Co. Central, Inc.	06/30/2020	P8502-692-0625	06/29/2020	07/01/2020	10/15/2020
Scrambler's	No Previous Permit	P8500-687-0225	06/29/2020	06/29/2020	02/28/2025
615 Charles Street, Inc.	06/30/2020	P9200-366-0625	06/30/2020	07/01/2020	06/30/2025
LaSalle Donuts Inc.	06/30/2020	P8500-697-0625	06/30/2020	07/01/2020	06/30/2025
Monarch Metal Finishing, Inc.	06/30/2020	P1112-243-0625	06/30/2020	07/01/2020	06/30/2025
Periodontics, Inc.	06/30/2020	P9900-121-0625	06/30/2020	07/01/2020	06/30/2025
Sur La Table	06/30/2020	P8500-702-0625	06/30/2020	07/01/2020	06/30/2025
Gotham Greens Providence, LLC	No Previous Permit	P8102-126-0425	07/07/2020	07/07/2020	04/30/2025
Ken Rocha Collision, LLC	07/31/2020	P9702-233-0725	07/15/2020	08/01/2020	07/31/2025
Providence College - Ceramics	07/31/2020	P8900-073-0725	07/15/2020	08/01/2020	07/31/2025
The Grange	07/31/2020	P8501-460-0725	07/15/2020	08/01/2020	07/31/2025
YMCA East Side/Mount Hope	07/31/2020	P8900-078-0725	07/15/2020	08/01/2020	07/31/2025
Bj's Wholesale Club	07/31/2020	P8202-129-0725	07/16/2020	08/01/2020	07/31/2025
Broad and Potter Laundromat	07/31/2020	P9200-368-0725	07/16/2020	08/01/2020	07/31/2025
Chalkstone Auto Body, Inc.	07/31/2020	P9702-232-0725	07/16/2020	08/01/2020	07/31/2025
Narr. Electric Co.-Vault Op.-FP	07/31/2020	P2721-104-0725	07/16/2020	08/01/2020	07/31/2025
Stop & Shop Supermarket #725	07/31/2020	P8204-127-0725	07/16/2020	08/01/2020	07/31/2025
Crepe Corner	No Previous Permit	P8500-701-0525	07/17/2020	07/17/2020	05/31/2025
Weng and Jiang LLC	07/31/2020	P8500-705-0725	07/22/2020	08/01/2020	07/31/2025
275 Group LLC	No Previous Permit	P8500-704-0625	07/23/2020	07/23/2020	06/30/2025
Chipotle Mexican Grill	No Previous Permit	P8501-458-0225	07/23/2020	07/23/2020	02/28/2025
Providence College	No Previous Permit	P8600-666-0725	08/11/2020	08/11/2020	07/31/2025
Bagel Express	08/31/2020	P8102-232-0825	08/17/2020	09/01/2020	08/31/2025
Bubble Tea House	08/31/2020	P8500-698-0825	08/17/2020	09/01/2020	08/31/2025
Extreme Clean Laundry Inc.	08/31/2020	P9200-367-0825	08/17/2020	09/01/2020	08/31/2025
Lighthouse Restaurant, Inc.	08/31/2020	P8502-697-0825	08/17/2020	09/01/2020	08/31/2025
Channthathim Inc.	08/31/2020	P8500-700-0825	08/18/2020	09/01/2020	08/31/2025
271 Tockwotten Partners LLC	No Previous Permit	P3604-001-0525	08/20/2020	08/20/2020	05/31/2025
Central High School	08/31/2020	P8600-669-0825	08/26/2020	09/01/2020	08/31/2025
Hudson Services, Inc.	08/31/2020	P9200-369-0825	08/26/2020	09/01/2020	08/31/2025
International Insignia Corporation	08/31/2020	P1106-373-0825	08/26/2020	09/01/2020	08/31/2025
Johnston Public Schools	08/31/2020	P8600-665-0825	08/26/2020	09/01/2020	08/31/2025
Ralde LLC	08/31/2020	P9200-370-0825	08/26/2020	09/01/2020	08/31/2025
Robert L. Bailey Elementary School	08/31/2020	P8502-706-0825	08/26/2020	09/01/2020	08/31/2025
Roberts Polishing	08/31/2020	P4600-056-0825	08/26/2020	09/01/2020	08/31/2025
Sage Manufacturing Company, Inc.	08/31/2020	P4302-076-0825	08/26/2020	09/01/2020	08/31/2025
Wong's Kitchen	08/31/2020	P8502-704-0825	08/26/2020	09/01/2020	08/31/2025

**Permit issuance / Reissuance Activities  
Field's Point - 2020**

<b>Company Name</b>	<b>Prior Permit</b>	<b>Permit</b>	<b>Issue Date</b>	<b>Effective Date</b>	<b>Expire Date</b>
Courtyard by Marriott	08/31/2020	P8600-668-0825	08/27/2020	09/01/2020	08/31/2025
J & W - Taco Center Criminalistics Lab	08/31/2020	P9500-149-0825	08/27/2020	09/01/2020	08/31/2025
Caribbean Mini Market, LLC	No Previous Permit	P8500-711-0725	08/28/2020	08/28/2020	07/31/2025
Laundromax	08/31/2020	P9200-372-0825	08/31/2020	09/01/2020	08/31/2025
Caserta Pizzeria	09/30/2020	P8501-462-0925	09/16/2020	10/01/2020	09/30/2025
Eagle Laundry Inc.	09/30/2020	P2504-003-0925	09/16/2020	10/01/2020	09/30/2025
McAllister Towing of Narragansett Bay	09/30/2020	P8000-022-0925	09/16/2020	10/01/2020	09/30/2025
Nabsys 2.0 LLC	09/30/2020	P9500-148-0925	09/16/2020	10/01/2020	09/30/2025
R.I.P.T.A. - 750 Elmwood	09/30/2020	P3704-070-0925	09/16/2020	10/01/2020	09/30/2025
Rhode Rockets Inc.	09/30/2020	P8500-699-0925	09/16/2020	10/01/2020	09/30/2025
Borden Donuts	09/30/2020	P8500-709-0925	09/22/2020	10/01/2020	09/30/2025
PG Foods Inc.	09/30/2020	P8500-703-0925	09/22/2020	10/01/2020	09/30/2025
Brown University - Verney Woolley	09/30/2020	P8600-664-0925	09/23/2020	10/01/2020	09/30/2025
Greystone Auto Center	09/30/2020	P9702-235-0925	09/23/2020	10/01/2020	09/30/2025
Johnston Taco, LLC	09/30/2020	P8502-700-0925	09/25/2020	10/01/2020	09/30/2025
Stop & Shop Supermarket #724	09/30/2020	P8204-128-0925	09/25/2020	10/01/2020	09/30/2025
T&W Chinese Restaurant, Inc	09/30/2020	P8500-690-0925	09/25/2020	10/01/2020	09/30/2025
Brown University - Wellness Center	No Previous Permit	P8600-670-0825	10/01/2020	10/01/2020	08/31/2025
L'Artisan Cafe & Bakery	No Previous Permit	P8500-717-0825	10/01/2020	10/01/2020	08/31/2025
Madrid European Bakery LLC	No Previous Permit	P8102-234-0725	10/01/2020	10/01/2020	07/31/2025
Textron, Inc.	No Previous Permit	P4012-079-0825	10/01/2020	10/01/2020	08/31/2025
Grieco Family Holding Co, LLC	No Previous Permit	P9702-236-0725	10/13/2020	10/13/2020	07/31/2025
Friendly Laundry, Inc.	10/31/2020	P9200-371-1025	10/15/2020	11/01/2020	10/31/2025
Fuji Restaurant Group, Inc.	10/31/2020	P8502-701-1025	10/15/2020	11/01/2020	10/31/2025
Green Apple	10/31/2020	P8500-710-1025	10/15/2020	11/01/2020	10/31/2025
Li Li Wok	10/31/2020	P8500-720-1025	10/15/2020	11/01/2020	10/31/2025
RISD - College Building	10/31/2020	P2302-012-1025	10/15/2020	11/01/2020	10/31/2025
Tower Manufacturing Corp.	10/31/2020	P2704-105-1025	10/15/2020	11/01/2020	10/15/2025
Town of Johnston	10/31/2020	P8400-047-1025	10/15/2020	11/01/2020	10/31/2025
Warwick Poultry Company Inc.	10/31/2020	P8102-233-1025	10/15/2020	11/01/2020	10/31/2025
Coffee Plus Snack Bar V.F.#68	10/31/2020	P8501-464-1025	10/22/2020	11/01/2020	10/31/2025
Diocese of Providence	10/31/2020	P8502-703-1025	10/22/2020	11/01/2020	10/31/2025
Dunkin Donuts - Pleasant Valley	10/31/2020	P8500-707-1025	10/22/2020	11/01/2020	10/31/2025
Francesco's Pizzeria	No Previous Permit	P8500-721-0925	10/22/2020	10/22/2020	09/30/2025
Haven Brothers Diner	10/31/2020	P8500-718-1025	10/22/2020	11/01/2020	10/31/2025
Trinity Brewhouse	10/31/2020	P8502-713-1025	10/27/2020	11/01/2020	10/31/2025
Fete Music Hall	No Previous Permit	P8502-711-0925	10/29/2020	10/29/2020	09/30/2025
Pocasset Preservation Associates, LP	No Previous Permit	P8600-672-0925	11/03/2020	11/03/2020	09/30/2025
JSC New England Operating, LLC	No Previous Permit	P8502-716-0925	11/10/2020	11/10/2020	09/30/2025
JSC New England Operating, LLC	No Previous Permit	P8502-717-0925	11/10/2020	11/10/2020	09/30/2025
JSC New England Operating, LLC	No Previous Permit	P8502-715-0925	11/10/2020	11/10/2020	09/30/2025
Cal's Corner Restaurant	11/30/2020	P8500-706-1125	11/17/2020	12/01/2020	11/30/2025
D. E. Foods, Inc.	11/30/2020	P8502-702-1125	11/17/2020	12/01/2020	11/30/2025
JLC Foods, Inc.	11/30/2020	P8502-708-1125	11/20/2020	12/01/2020	11/30/2025
Laundromax - 1315 Broad Street, LLC	11/30/2020	P9200-373-1125	11/20/2020	12/01/2020	11/30/2025
Oberlin	11/30/2020	P8500-708-1125	11/20/2020	12/01/2020	11/30/2025
Pierce Manor	11/30/2020	P8600-667-1125	11/20/2020	12/01/2020	11/30/2025
Chengdu Taste	No Previous Permit	P8502-712-0925	11/24/2020	11/24/2020	09/30/2025
Dunkin Donuts Center	11/30/2020	P8600-673-1125	11/24/2020	12/01/2020	11/30/2025
Mark Pochebit, DMD	No Previous Permit	P9400-418-1025	11/24/2020	11/24/2020	10/31/2025
Mr. Biggs Saloon	11/30/2020	P8500-713-1125	11/24/2020	12/01/2020	11/30/2025
RISD - Point Street	No Previous Permit	P9900-123-1025	11/24/2020	11/24/2020	10/31/2025
Rhode Island Donuts LLC	11/30/2020	P8500-727-1125	11/24/2020	12/01/2020	11/30/2025
Serendipity Heaven	11/30/2020	P8500-716-1125	11/24/2020	12/01/2020	11/30/2025
Wes' Rib House	11/30/2020	P8502-710-1125	11/24/2020	12/01/2020	11/30/2025

**Permit issuance / Reissuance Activities  
Field's Point - 2020**

<b>Company Name</b>	<b>Prior Permit</b>	<b>Permit</b>	<b>Issue Date</b>	<b>Effective Date</b>	<b>Expire Date</b>
City of Providence	11/30/2020	P8900-079-1125	11/30/2020	12/01/2020	11/30/2025
JPL Enterprises, LLC	11/30/2020	P8102-239-1125	11/30/2020	12/01/2020	11/30/2025
CAV	No Previous Permit	P8502-719-1025	12/02/2020	12/02/2020	10/31/2025
Diegos Providence LLC	No Previous Permit	P8501-465-1025	12/02/2020	12/02/2020	10/31/2025
Feed the Cheeks	No Previous Permit	P8102-238-1025	12/02/2020	12/02/2020	10/31/2025
Moniker Brewery	No Previous Permit	P3402-012-1025	12/08/2020	12/08/2020	10/31/2025
La Mei Hot Pot	12/31/2020	P8501-466-1225	12/15/2020	01/01/2021	12/31/2025
Northland Environmental LLC	12/31/2020	P4300-077-1225	12/15/2020	01/01/2021	12/31/2025
The Small Point Cafe	12/31/2020	P8500-719-1225	12/15/2020	01/01/2021	12/31/2025
Tri-County Community Action	No Previous Permit	P9400-419-1025	12/15/2020	12/15/2020	10/31/2025
Casa Azul Taqueria	No Previous Permit	P8500-736-1125	12/16/2020	12/16/2020	11/30/2025
Cathedral Art Metal Co., Inc.	12/31/2020	P2402-079-1225	12/16/2020	01/01/2021	12/31/2025
Greater Providence Donuts LLC	12/31/2020	P8500-726-1225	12/16/2020	01/01/2021	12/31/2025
La Sonrisa Cafeteria Restaurant	12/31/2020	P8500-737-1225	12/16/2020	01/01/2021	12/31/2025
Providence Schools	12/31/2020	P8502-718-1225	12/16/2020	01/01/2021	12/31/2025
Yang's Restaurant	12/31/2020	P8500-722-1225	12/16/2020	01/01/2021	12/31/2025
JL's Dana's Sports Lounge	12/31/2020	P8502-721-1225	12/22/2020	01/01/2021	12/31/2025



***PERMIT ISSUANCE/REISSUANCE  
ACTIVITIES***

***BUCKLIN POINT***

**Permit Issuance / Reissuance Activities  
Bucklin Point - 2020**

<b>Company Name</b>	<b>Prior Permit</b>	<b>Permit</b>	<b>Issue Date</b>	<b>Effective Date</b>	<b>Expire Date</b>
Aspen Aerogels Rhode Island, LLC	12/31/2019	B2706-090-1224	12/17/2019	01/01/2020	12/31/2024
Bubble Wash	12/31/2019	B9200-161-1224	12/17/2019	01/01/2020	12/31/2024
Jan Co., Inc.	12/31/2019	B8502-314-1224	12/17/2019	01/01/2020	10/15/2020
Subway - Mineral Spring Avenue	12/31/2019	B8500-800-1224	12/17/2019	01/01/2020	12/31/2024
Splash Snack Bar and Grill	12/31/2019	B8500-807-1224	12/18/2019	01/01/2020	12/31/2024
BEST Engineered Surface Technologies, LLC	No Previous Permit	B1106-079-1224	12/27/2019	01/01/2020	12/31/2024
Bubble Room Car Wash, Inc.	01/31/2020	B9702-088-0125	01/22/2020	02/01/2020	01/31/2025
LMP Enterprises	01/31/2020	B8501-170-0125	01/22/2020	02/01/2020	01/31/2025
Cottage Street Donuts	01/31/2020	B8500-806-0125	01/23/2020	02/01/2020	01/31/2025
Spirit Recognition	01/31/2020	B9902-077-0125	01/23/2020	02/01/2020	01/31/2025
B&M Clambake Company	01/31/2020	B8500-819-0125	01/24/2020	02/01/2020	01/31/2025
Lydia A. Klufas, DDS	01/31/2020	P9400-188-0125	01/24/2020	02/01/2020	01/31/2025
The Family Dentist, Inc.	01/31/2020	B9402-187-0125	01/24/2020	02/01/2020	01/31/2025
Rosita, LLC	No Previous Permit	B8500-823-1224	01/27/2020	01/27/2020	12/31/2024
LM Taco, Inc.	No Previous Permit	B8502-321-1124	01/28/2020	01/28/2020	11/30/2024
Notes Coffee Co.	No Previous Permit	B8500-821-1124	01/28/2020	01/28/2020	11/30/2024
SPSR Inc.	No Previous Permit	B8502-320-1124	01/28/2020	01/28/2020	11/30/2024
John Rocchio Corporation	11/21/2019	P4012-028-1224	02/03/2020	02/03/2020	04/02/2020
Ja Patty RI LLC	No Previous Permit	B8102-109-1224	02/06/2020	02/06/2020	12/31/2024
593 Mineral Spring Avenue Associates, LLC	No Previous Permit	B8600-182-1224	02/11/2020	02/11/2020	12/31/2024
La Fruta Loca	No Previous Permit	B8500-762-0125	02/12/2020	02/12/2020	01/31/2025
Pawtucket Skilled Nursing	02/29/2020	B8600-180-0225	02/20/2020	03/01/2020	02/28/2025
Bank of America	02/29/2020	B8600-181-0225	02/21/2020	03/01/2020	02/28/2025
Moon Star Chinese Restaurant	02/29/2020	B8500-808-0225	02/26/2020	03/01/2020	02/28/2025
Paolucci Lincoln Dental	No Previous Permit	B9400-190-0125	03/05/2020	03/05/2020	01/31/2025
Paula Duarte Polanco	No Previous Permit	B8102-110-0125	03/05/2020	03/05/2020	01/31/2025
Catanzaros Food Products, Inc.	03/31/2020	B8102-105-0325	03/17/2020	04/01/2020	03/31/2025
Freeway Laundry II	03/31/2020	B9200-163-0325	03/17/2020	04/01/2020	03/31/2025
The Stop & Shop Supermarket Co. LLC	03/31/2020	B8204-074-0325	03/17/2020	04/01/2020	03/31/2025
Wildtree Holdings, LLC	No Previous Permit	B8102-111-0225	04/02/2020	04/02/2020	02/28/2025
Good Eats Diner, Inc.	No Previous Permit	B8500-825-0225	04/09/2020	04/09/2020	02/28/2025
Agar Machining & Welding, Inc.	04/30/2020	B4200-136-0425	04/17/2020	05/01/2020	04/30/2025
New Harvest Coffee Roasters	04/30/2020	B8500-822-0425	04/17/2020	05/01/2020	04/30/2025
Crazy Pizza	No Previous Permit	B8500-828-0225	04/20/2020	04/20/2020	02/28/2025
Cool Air Creations Inc.	04/30/2020	B9902-079-0425	04/22/2020	05/01/2020	04/30/2025
Kit Inc.	04/30/2020	B8500-820-0425	04/27/2020	05/01/2020	04/30/2025
Stolberger, Inc.	04/30/2020	B2600-013-0425	04/27/2020	05/01/2020	04/30/2025
Calise & Sons Bakery	04/30/2020	B8102-089-0425	04/28/2020	05/01/2020	04/30/2025
Daiohs U.S.A. Inc.	04/30/2020	B8900-021-0425	04/28/2020	05/01/2020	04/30/2025
Precision Harley - Davidson, Inc.	04/30/2020	B9702-091-0425	04/28/2020	05/01/2020	04/30/2025
Taqueria Lupita	04/30/2020	B8500-832-0425	04/30/2020	05/01/2020	04/30/2025
Palate Pack	No Previous Permit	B3404-028-0125	05/12/2020	05/13/2020	01/31/2025
Davenport Restaurant	05/31/2020	B8502-319-0525	05/18/2020	06/01/2020	05/31/2025
Schofield Sanitation	05/31/2020	B8000-146-0525	05/18/2020	06/01/2020	05/31/2025
The Fifth LLC	05/31/2020	B8500-824-0525	05/20/2020	06/01/2020	05/31/2025
Cinemaworld	05/31/2020	B8500-826-0525	05/26/2020	06/01/2020	05/31/2025
Lindsay Brislin, DMD	05/31/2020	B9400-189-0525	05/28/2020	06/01/2020	05/31/2025
Quality Rental	05/31/2020	B8600-183-0225	05/28/2020	06/01/2020	05/31/2025
The Okonite Company	05/31/2020	B2706-091-0525	05/28/2020	06/01/2020	05/31/2025
Diamond Cleaners, Inc.	06/30/2020	B9200-164-0625	06/17/2020	07/01/2020	06/30/2025
Murdock Webbing Co., Inc.	06/30/2020	B2306-085-0625	06/17/2020	07/01/2020	06/30/2025
Prospect CharterCare SJHSRI (Roosevelt)	04/30/2020	B9400-192-0425	06/17/2020	06/17/2020	04/30/2025
Zebra Technologies Corporation	06/30/2020	B4200-140-0625	06/17/2020	07/01/2020	06/30/2025
ACS Industries, Inc.	06/30/2020	B3502-013-0625	06/24/2020	07/01/2020	06/30/2025
HP Services, Inc.	06/30/2020	B1104-028-0625	06/24/2020	07/01/2020	06/30/2025

**Permit Issuance / Reissuance Activities  
Bucklin Point - 2020**

<b>Company Name</b>	<b>Prior Permit</b>	<b>Permit</b>	<b>Issue Date</b>	<b>Effective Date</b>	<b>Expire Date</b>
Original Pizza of Boston	06/30/2020	B5300-038-0625	06/24/2020	07/01/2020	06/30/2025
R & D Manufacturing, Inc.	06/30/2020	B4200-138-0625	06/24/2020	07/01/2020	06/30/2025
Crest Manufacturing Company	06/30/2020	B5201-024-0625	06/29/2020	07/01/2020	06/30/2025
Everett Charles Tech Inc.	No Previous Permit	B4100-027-0425	06/29/2020	06/29/2020	04/30/2025
Greystone of Lincoln, Inc.	06/30/2020	B4200-137-0625	06/29/2020	07/01/2020	06/30/2025
Manning Heffern Inc.	06/30/2020	B9600-061-0625	06/29/2020	07/01/2020	06/30/2025
Sonid LLC	06/30/2020	B8102-114-0625	06/29/2020	07/01/2020	06/30/2025
TOBG, Inc.	No Previous Permit	B8501-171-0525	06/29/2020	06/29/2020	05/31/2025
Wendy's (Cottage Street)	06/30/2020	B8502-325-0625	06/29/2020	07/01/2020	06/30/2025
El Salvadoreno Restaurant, Inc.	06/30/2020	B8500-835-0625	06/30/2020	07/01/2020	06/30/2025
Xelapan Bakery and Convenience	06/30/2020	B8102-112-0625	06/30/2020	07/01/2020	06/30/2025
Atrium on Main	No Previous Permit	B8502-326-0325	07/08/2020	07/08/2020	03/31/2025
Mark Preece, DDS	No Previous Permit	B9400-193-0425	07/08/2020	07/08/2020	04/30/2025
James Devine, DMD	No Previous Permit	B9400-191-0325	07/10/2020	07/10/2020	03/31/2025
Andrew's Bistro	07/31/2020	B8501-173-0725	07/15/2020	08/01/2020	07/31/2025
Karol A. Romenski & Son, Inc.	07/31/2020	B9600-059-0725	07/15/2020	08/01/2020	07/31/2025
Amica Mutual Insurance Co. - 50	07/31/2020	B5300-040-0725	07/16/2020	08/01/2020	07/31/2025
Narr. Electric Co.-Vault Op.-BV	07/31/2020	B2712-104-0725	07/16/2020	08/01/2020	07/31/2025
Stop & Shop Supermarket #712	07/31/2020	B8204-074-0725	07/16/2020	08/01/2020	07/31/2025
Central Laundry Inc.	No Previous Permit	B9200-165-0425	07/17/2020	07/17/2020	04/30/2025
DG Cafe & Bakery	No Previous Permit	P8102-117-0525	07/17/2020	07/17/2020	05/31/2025
L&B Foods, Inc.	06/30/2020	B8102-113-0625	07/22/2020	07/22/2020	07/22/2025
Top Shell LLC	07/31/2020	B8102-118-0725	07/22/2020	08/01/2020	07/31/2025
Vogue Industries LP	06/30/2020	B9902-080-0625	07/22/2020	07/22/2020	07/22/2025
Boys and Girls Club of Northern Rhode Island	No Previous Permit	B8600-184-0225	07/23/2020	07/23/2020	02/28/2025
Cave, LLC	No Previous Permit	B3402-029-0125	07/23/2020	07/23/2020	01/31/2025
El Gallo De Oro Inc	No Previous Permit	B8500-829-0225	07/23/2020	07/23/2020	02/28/2025
Guntis Sweets, LLC	No Previous Permit	P8102-116-0625	08/05/2020	08/05/2020	06/30/2025
Banai Bro of Lincoln LLC	No Previous Permit	B8500-827-0225	08/11/2020	08/11/2020	02/28/2025
10 Rocks Lounge & Tapas, LLC	08/31/2020	B8501-174-0825	08/18/2020	09/01/2020	08/31/2025
Lincoln Funeral Home, Inc.	08/31/2020	B9600-060-0825	08/18/2020	09/01/2020	08/31/2025
Smithfield Ave Donuts, LLC.	No Previous Permit	B8500-839-0725	08/19/2020	08/19/2020	07/31/2025
Stackbin Corporation	08/31/2020	B1102-005-0825	08/24/2020	09/01/2020	08/31/2025
Dunkin Donuts - Taunton Ave.	08/31/2020	B8500-830-0825	08/26/2020	09/01/2020	08/31/2025
Key Container Corporation	08/31/2020	B2402-062-0825	08/26/2020	09/01/2020	08/31/2025
Paulo J. DaRosa, DDS	08/31/2020	B9400-194-0825	08/26/2020	09/01/2020	08/31/2025
BLP Inc.	09/30/2020	B8500-833-0925	09/16/2020	10/01/2020	09/30/2025
Shanna Country Kitchen	09/30/2020	B8502-324-0925	09/16/2020	10/01/2020	09/30/2025
Crown Collision Center	09/30/2020	B9702-092-0925	09/22/2020	10/01/2020	09/30/2025
Fitness International LLC	09/30/2020	B8900-022-0925	09/22/2020	10/01/2020	09/30/2025
3 Flags Bakery	09/30/2020	B8102-115-0925	09/23/2020	10/01/2020	09/30/2025
Agnes E. Little Elementary School	09/30/2020	B8600-185-0925	09/23/2020	10/01/2020	09/30/2025
Dooley, LLC	09/30/2020	B8501-172-0925	09/23/2020	10/01/2020	09/30/2025
Pizza Man of Cumberland	09/30/2020	B8500-831-0925	09/23/2020	10/01/2020	09/30/2025
Joseph Jenks Jr. High School	09/30/2020	B8600-186-0925	09/25/2020	10/01/2020	09/30/2025
Crooked Current Brewery	09/30/2020	B3602-001-0925	09/30/2020	10/01/2020	09/30/2025
Colonial Bakery	No Previous Permit	B8102-119-0725	10/01/2020	10/01/2020	07/31/2025
Newport Division Donuts, Inc.	No Previous Permit	B8500-845-0925	10/13/2020	10/13/2020	09/30/2025
G.B. Donuts of RI Inc.	10/31/2020	B8500-836-1025	10/15/2020	11/01/2020	10/31/2025
United Skates of America	10/31/2015	B8500-837-1025	10/15/2020	11/01/2020	10/27/2020
Flexcraft Co.	No Previous Permit	B4600-025-1025	10/22/2020	11/01/2020	10/31/2025
Lincoln Senior Center	10/31/2020	B8600-187-1025	10/22/2020	11/01/2020	10/31/2025
Conrad-Jarvis Corp.	10/31/2020	B4200-141-1025	10/27/2020	11/01/2020	10/31/2025
Materion Technical Materials, Inc.	10/26/2020	B1112-094-0925	10/27/2020	10/27/2020	09/30/2025
Dupuis Oil	10/31/2020	B9702-093-1025	10/30/2020	11/01/2020	10/31/2025

**Permit Issuance / Reissuance Activities  
Bucklin Point - 2020**

<b>Company Name</b>	<b>Prior Permit</b>	<b>Permit</b>	<b>Issue Date</b>	<b>Effective Date</b>	<b>Expire Date</b>
Century Best Pizza and More, LLC	No Previous Permit	B8500-848-0925	11/03/2020	11/03/2020	09/30/2025
Right Spot Diner	10/31/2020	B8500-851-1025	11/04/2020	11/04/2020	10/31/2025
United Skates of America, Inc.	No Previous Permit	B8500-850-1025	11/06/2020	11/06/2020	10/31/2025
JSC New England Operating, LLC	No Previous Permit	B8502-328-0925	11/10/2020	11/10/2020	09/30/2025
JSC New England Operating, LLC	No Previous Permit	B8502-329-0925	11/10/2020	11/10/2020	09/30/2025
JSC New England Operating, LLC	No Previous Permit	B8502-330-1025	11/10/2020	11/10/2020	10/31/2025
JSC New England Operating, LLC	No Previous Permit	B8502-331-1025	11/10/2020	11/10/2020	10/31/2025
Boston House of Pizza	11/30/2020	B8500-838-1125	11/17/2020	12/01/2020	11/30/2025
International Packaging Corp.	11/30/2020	B5300-039-1125	11/17/2020	12/01/2020	11/30/2025
Precision Polishing & Ornamentals, Inc.	11/30/2020	B4200-142-1125	11/17/2020	12/01/2020	11/30/2025
Swissline Precision, LLC.	11/30/2020	B4200-139-1125	11/17/2020	12/01/2020	11/30/2025
Dr. Earl F. Calcutt Middle School	11/30/2020	B8600-192-1125	11/20/2020	12/01/2020	11/30/2025
JAR Bakers Supply	11/30/2020	B8102-120-1125	11/20/2020	12/01/2020	11/30/2025
Kim & Gary's Ice Cream Machine	11/30/2020	B8500-852-1125	11/20/2020	12/01/2020	11/30/2025
Wildflour Bakery Cafe	11/30/2020	B8500-840-1125	11/20/2020	12/01/2020	11/30/2025
Charles Coelho Funeral Home	11/30/2020	B9600-062-1125	11/24/2020	12/01/2020	11/30/2025
Flor Di Brava	11/30/2020	B8102-121-1125	11/24/2020	12/01/2020	11/30/2025
R.J.W. Enterprises Inc.	11/30/2020	B8500-854-1125	12/09/2020	12/09/2020	11/30/2025
Fun Smiles, Inc.	No Previous Permit	B9400-196-1025	12/14/2020	12/14/2020	10/31/2025
Tienda Y Panaderia Zacapa LLC	No Previous Permit	B8500-853-1025	12/14/2020	12/14/2020	10/31/2025
Amica Mutual Insurance Co. - 10	12/31/2020	B5300-041-1225	12/15/2020	01/01/2021	12/31/2025
East Providence Persy's Place LLC	12/31/2020	B8501-176-1225	12/15/2020	01/01/2021	12/31/2025
Great China Inc.	12/31/2020	B8500-844-1225	12/15/2020	01/01/2021	12/31/2025
Kirkbrae Country Club	12/31/2020	B8600-188-1225	12/15/2020	01/01/2021	12/31/2025
Lincoln Laundromat	12/31/2020	B9200-166-1225	12/15/2020	01/01/2021	12/31/2025
Newport Ave Donut-81 Newport	12/31/2020	B8500-842-1225	12/15/2020	01/01/2021	12/31/2025
Visual Creations, Inc.	12/31/2020	B4400-027-1225	12/15/2020	01/01/2021	12/31/2025
CVS Caremark Corp. (200 Highland Drive)	12/31/2020	B8600-189-1225	12/16/2020	01/01/2021	12/31/2025
Dean Auto Collision Center	No Previous Permit	B9702-094-1025	12/16/2020	12/16/2020	10/31/2025
PCL Fixtures, Inc.	12/31/2020	B2402-064-1225	12/16/2020	01/01/2021	12/31/2025

***ATTACHMENT VOLUME II***

***SECTION 3***

***USER INSPECTION HISTORY***

# ***USER INSPECTION HISTORY***

## ***FIELD'S POINT***

**Inspection History  
Field's Point - 2020**

<b>Company Name</b>	<b>Category</b>	<b>Significant</b>	<b>Inspected By</b>	<b>Date</b>	<b>Inspected Type</b>
1029 Charles Street	78	No	Travis Costa	08/20/2020	Industrial Area
166 Valley Street Complexes	78	No	Kyle C. Gannon	11/30/2020	Industrial Area
166 Valley Street Complexes	78	No	Jared Urban	11/30/2020	Industrial Area
271 Tockwotten Partners LLC	36	No	Kerry M. Britt	03/17/2020	Meeting
285-375 Valley Street / Crawford Seed	78	No	Kyle C. Gannon	12/02/2020	Industrial Area
285-375 Valley Street / Crawford Seed	78	No	Caitlyn L. Vallee	12/02/2020	Industrial Area
350 Kinsley Avenue	78	No	Michael McBurney	12/15/2020	Industrial Area
350 Kinsley Avenue	78	No	Edward J. Stenovitch	12/15/2020	Industrial Area
387-389 Charles Street	78	No	Michael McBurney	07/16/2020	Industrial Area
39 Manton Avenue	78	No	Nathan P. Daggett	03/11/2020	Industrial Area
39 Manton Avenue	78	No	Kyle C. Gannon	03/11/2020	Industrial Area
415-555 Valley Street / 10 Eagle Street	78	No	Edward J. Stenovitch	12/15/2020	Industrial Area
415-555 Valley Street / 10 Eagle Street	78	No	Michael McBurney	12/15/2020	Industrial Area
475 Harris Avenue	78	No	Brian E. Steere	12/24/2020	Industrial Area
73 Washington Corp.	85	No	Jared Urban	02/27/2020	Follow Up
787 Restaurant	74	No	Brian E. Steere	02/24/2020	Initial Inspection
A & F Plating Company	11	Yes	Nathan P. Daggett	09/14/2020	Annual
A & F Plating Company	11	Yes	Nathan P. Daggett	12/02/2020	Follow Up
A & F Plating Company	11	Yes	Nathan P. Daggett	03/02/2020	Follow Up
A & F Plating Company	11	Yes	N/A	09/21/2020	Sample
A Duie Pyle, Inc.	37	No	Nathan P. Daggett	11/30/2020	Follow Up
A. Harrison & Company, Inc.	22	Yes	Kyle C. Gannon	08/26/2020	Annual
A. Harrison & Company, Inc.	22	Yes	Kyle C. Gannon	12/07/2020	Follow Up
A. Harrison & Company, Inc.	22	Yes	N/A	08/05/2020	Sample
AAMCO Transmission	42	No	Travis Costa	12/14/2020	Follow Up
AAMCO Transmission	42	No	Travis Costa	02/13/2020	Follow Up
Admiral Packaging	42	No	Jared Urban	12/03/2020	Follow Up
AJG Corp	71	No	Anthony Crocenzi	08/10/2020	Follow Up
Al-Jac Produce	81	No	N/A	09/22/2020	Sample
Allens Ave Donuts, LLC	85	No	Kyle C. Gannon	01/27/2020	Follow Up
Alloy Holdings, LLC	43	Yes	Michael McBurney	08/19/2020	Annual
Alloy Holdings, LLC	43	Yes	Caitlyn L. Vallee	12/23/2020	Follow Up
Alloy Holdings, LLC	43	Yes	N/A	10/27/2020	Sample
Alloy Holdings, LLC	43	Yes	N/A	09/21/2020	Sample
Alviti Link-All, Inc.	42	No	Travis Costa	12/15/2020	Follow Up
Alviti Link-All, Inc.	42	No	Travis Costa	02/13/2020	Follow Up
Angkor Restaurant	85	No	Travis Costa	02/06/2020	Follow Up
Annex Plating	41	No	Kyle C. Gannon	12/07/2020	Follow Up
Annex Plating	41	No	Kyle C. Gannon	02/14/2020	Follow Up
Apac Tool, Inc.	46	No	Kyle C. Gannon	12/09/2020	Follow Up
Arden Jewelry Mfg. Co.	42	No	Caitlyn L. Vallee	12/21/2020	Follow Up
Armbrust International, Ltd.	11	Yes	Nathan P. Daggett	07/14/2020	Annual
Armbrust International, Ltd.	11	Yes	Caitlyn L. Vallee	12/01/2020	Follow Up
Armbrust International, Ltd.	11	Yes	N/A	02/11/2020	Sample
Aro-Sac, Inc.	42	No	Kyle C. Gannon	12/07/2020	Follow Up
AS220 - Print Shop	24	No	Brian E. Steere	12/15/2020	Follow Up
Atamian Manufacturing Corp.	21	No	Jared Urban	12/01/2020	Follow Up
Atlantic Gladstone Realty, LLC.	53	No	Kyle C. Gannon	12/03/2020	Follow Up
Atlantic Mills Complex - Manton Avenue	78	No	Jared Urban	12/28/2020	Industrial Area
Auto Parts Group Southwest, LLC.	42	No	Nathan P. Daggett	11/30/2020	Follow Up
Aznet, LLC	92	No	Travis Costa	01/15/2020	Follow Up
B. Deltoro & Sons, Inc.	81	No	N/A	09/28/2020	Sample
Baker Street Cafe LLC	71	No	Anthony Crocenzi	02/21/2020	Follow Up
Ballard Mack Sales and Service of RI	37	No	Michael McBurney	12/14/2020	Follow Up
Best Eastern Chinese and Japanese Restaurant	85	No	Anthony Crocenzi	03/09/2020	Follow Up
Best Taste	85	No	Anthony Crocenzi	03/09/2020	Follow Up
Blue Elephant Restaurant, Inc.	71	No	Jared Urban	01/29/2020	Follow Up

**Inspection History  
Field's Point - 2020**

<b>Company Name</b>	<b>Category</b>	<b>Significant</b>	<b>Inspected By</b>	<b>Date</b>	<b>Inspected Type</b>
Bob's Riccotti's Sandwich Shop	85	No	Kyle C. Gannon	03/09/2020	Follow Up
BOE Fermenterprises	34	No	Brian E. Steere	12/01/2020	Follow Up
Branch Avenue Industrial Area	78	No	Nathan P. Daggett	12/01/2020	Industrial Area
Branch Avenue Industrial Area	78	No	Michael McBurney	12/01/2020	Industrial Area
Branch Donuts, Inc.	85	No	Kyle C. Gannon	03/09/2020	Follow Up
Broadway Bistro	85	No	Travis Costa	02/07/2020	Follow Up
Brown University - Central Heat Plant	52	No	Travis Costa	12/14/2020	Follow Up
Brown University- Alumnae Hall	52	No	Travis Costa	12/14/2020	Follow Up
Brown University-Remediation Project	40	No	Travis Costa	12/14/2020	Follow Up
Brown University-Watson Center	53	No	Travis Costa	12/14/2020	Follow Up
BTP LLC (Broadway)	85	No	Kyle C. Gannon	01/28/2020	Follow Up
BTP LLC (Hope Street)	85	No	Kyle C. Gannon	01/28/2020	Follow Up
BTP, LLC	85	No	Kyle C. Gannon	01/06/2020	Follow Up
Calf Donuts Inc.	85	No	Jared Urban	01/29/2020	Follow Up
California Taco	85	No	Anthony Crocenzi	02/21/2020	Follow Up
CAMRAC, LLC	37	No	Nathan P. Daggett	11/30/2020	Follow Up
Caribbean Mini Market, LLC	85	No	Michael McBurney	02/24/2020	Follow Up
Cathedral Art Metal Co., Inc.	24	No	Anthony Crocenzi	12/10/2020	Follow Up
Central Industrial Park	78	No	Edward J. Stenovitch	12/01/2020	Industrial Area
Central Industrial Park	78	No	Anthony Crocenzi	12/01/2020	Industrial Area
Centro America Ditribuidora Supermarket	81	No	Nathan P. Daggett	08/05/2020	Meeting
Chalkstone Auto Body, Inc.	97	No	Alex Bisson	01/28/2020	Follow Up
Chalkstone Supermarket	82	No	Caitlyn L. Vallee	10/23/2020	Meeting
Charlesgate Nursing Center	86	No	Michael McBurney	01/21/2020	Follow Up
Charley PR Inc.	85	No	Brian E. Steere	02/27/2020	Follow Up
Chengdu Taste	85	No	Jared Urban	02/06/2020	Follow Up
Chengdu Taste	85	No	Jared Urban	01/23/2020	Initial Inspection
Chilangos LLC	85	No	Anthony Crocenzi	01/24/2020	Follow Up
Choi's Restaurant	85	No	Jared Urban	01/13/2020	Follow Up
Chomp PVD, LLC	85	No	Jared Urban	02/24/2020	Initial Inspection
Cityline Dental	94	No	Travis Costa	02/13/2020	Follow Up
Claudia's Creations LLC	85	No	Jared Urban	03/09/2020	Follow Up
Clerici Osteria, Inc.	71	No	Jared Urban	03/09/2020	Follow Up
Coca-Cola Bottling Company of Northern New England	37	No	Travis Costa	12/02/2020	Follow Up
Contech Medical, Inc.	43	No	Edward J. Stenovitch	12/09/2020	Follow Up
Contract Specialties, Inc.	11	Yes	Nathan P. Daggett	07/15/2020	Annual
Contract Specialties, Inc.	11	Yes	Nathan P. Daggett	12/08/2020	Follow Up
Contract Specialties, Inc.	11	Yes	N/A	07/14/2020	Sample
Copper Todd LLC	85	No	Jared Urban	01/29/2020	Follow Up
Crisloid, LLC	21	No	Travis Costa	12/08/2020	Follow Up
Cumberland Farms Inc.	85	No	Michael McBurney	03/09/2020	Follow Up
CV South Street Landing LLC	53	No	Jared Urban	12/01/2020	Follow Up
D & D Chrome Plating	41	No	Edward J. Stenovitch	12/08/2020	Follow Up
D&D Coffee, Inc.	85	No	Brian E. Steere	03/10/2020	Follow Up
D. Palmieri Bakery	89	No	Travis Costa	01/14/2020	Follow Up
Dave & Buster's	85	No	Kyle C. Gannon	02/27/2020	Follow Up
Delgado Inc.	85	No	Michael McBurney	01/10/2020	Follow Up
Department of Administration	52	No	Travis Costa	12/14/2020	Follow Up
Designs International Inc.	42	No	Jared Urban	12/02/2020	Follow Up
Detroit Collision Center	97	No	Travis Costa	03/10/2020	Follow Up
DiFruscia Industries, Inc.	11	Yes	Nathan P. Daggett	12/15/2020	Annual
DiFruscia Industries, Inc.	11	Yes	Nathan P. Daggett	01/07/2020	Follow Up
DiFruscia Industries, Inc.	11	Yes	N/A	10/19/2020	Sample
DiFruscia Industries, Inc.	11	Yes	N/A	01/28/2020	Sample
Diocese of Providence - Office Building	52	No	Anthony Crocenzi	12/10/2020	Follow Up
Downtown Providence Area	78	No	Michael McBurney	09/29/2020	Industrial Area
Downtown Providence Area	78	No	Kyle C. Gannon	09/29/2020	Industrial Area



**Inspection History  
Field's Point - 2020**

<b>Company Name</b>	<b>Category</b>	<b>Significant</b>	<b>Inspected By</b>	<b>Date</b>	<b>Inspected Type</b>
Downtown Providence Area	78	No	Kyle C. Gannon	07/22/2020	Industrial Area
DTC Enterprises	85	No	Travis Costa	02/24/2020	Follow Up
Dunkin Donuts (Providence Place Mall)	85	No	Kyle C. Gannon	02/27/2020	Follow Up
Dupont Drive Industrial Area	78	No	Brian E. Steere	12/14/2020	Industrial Area
E&M Enterprises, Ltd.	11	Yes	Nathan Dean	09/09/2020	Annual
E&M Enterprises, Ltd.	11	Yes	Caitlyn L. Vallee	12/01/2020	Follow Up
E&M Enterprises, Ltd.	11	Yes	Alex Bisson	02/27/2020	Follow Up
E&M Enterprises, Ltd.	11	Yes	N/A	08/17/2020	Sample
Eagle Laundry Inc.	25	Yes	Edward J. Stenovitch	09/25/2020	Annual
Eagle Laundry Inc.	25	Yes	Edward J. Stenovitch	03/12/2020	Follow Up
Eagle Laundry Inc.	25	Yes	N/A	09/24/2020	Sample
East Side Cottage, LLC	85	No	Kyle C. Gannon	01/28/2020	Follow Up
Eastern Screw Company	26	No	Travis Costa	12/02/2020	Follow Up
Electrolizing, Inc.	11	Yes	Brian E. Steere	07/22/2020	Annual
Electrolizing, Inc.	11	Yes	Caitlyn L. Vallee	12/01/2020	Follow Up
Electrolizing, Inc.	11	Yes	N/A	08/04/2020	Sample
Enterprise Rent-A-Car of R.I. (Johnston)	37	No	Nathan P. Daggett	11/30/2020	Follow Up
Fairfield University Heights LP	86	No	Jared Urban	02/24/2020	Follow Up
Fairfield University Heights LP	86	No	Jared Urban	02/24/2020	Follow Up
Fairfield University Heights LP	86	No	Jared Urban	02/24/2020	Follow Up
Fairfield University Heights, LP	86	No	Jared Urban	02/24/2020	Follow Up
Fairfield University Heights, LP	86	No	Jared Urban	02/24/2020	Follow Up
Federal Hill Area #1	78	No	Michael McBurney	01/29/2020	Industrial Area
Federal Hill Area #1	78	No	Brian E. Steere	01/29/2020	Industrial Area
FedEx Ground Package System, Inc.	37	No	Michael McBurney	12/14/2020	Follow Up
Ferguson Perforating Company	42	No	Travis Costa	12/08/2020	Follow Up
Field's Point Treatment Plant	0	No	Kerry M. Britt	09/23/2020	Annual
Field's Point Treatment Plant	0	No	Kerry M. Britt	06/08/2020	Follow Up
Flame	74	No	Brian E. Steere	01/30/2020	Follow Up
Fortnight Wine Bar, LLC	85	No	Kyle C. Gannon	01/30/2020	Follow Up
Freeway Car Wash	97	No	Michael McBurney	01/29/2020	Follow Up
Freezing Point Inc	74	No	Brian E. Steere	02/27/2020	Follow Up
Fuji Restaurant Group, Inc.	85	No	Jared Urban	01/29/2020	Follow Up
G. Tanury Plating Company	11	Yes	Nathan P. Daggett	08/05/2020	Annual
G. Tanury Plating Company	11	Yes	Nathan P. Daggett	12/08/2020	Follow Up
G. Tanury Plating Company	11	Yes	N/A	08/11/2020	Sample
Gemma's Market	74	No	Brian E. Steere	01/10/2020	Initial Inspection
Genesis Marketing Group - Warren Avenue	42	No	Caitlyn L. Vallee	12/21/2020	Follow Up
Gilbane Building Company	53	No	Jared Urban	12/03/2020	Follow Up
Gloriana Therapeutics, Inc.	95	No	Alex Bisson	01/10/2020	Follow Up
Godiva Chocolatier	71	No	Kyle C. Gannon	02/27/2020	Follow Up
Gotham Greens Providence, LLC	81	No	Travis Costa	01/16/2020	Initial Inspection
Gothic Pewter LLC	43	No	Edward J. Stenovitch	12/08/2020	Follow Up
Granitec	42	No	Edward J. Stenovitch	01/27/2020	Follow Up
H&A Laundromat	92	No	Kyle C. Gannon	02/28/2020	Initial Inspection
HABC LLC	85	No	Jared Urban	02/06/2020	Follow Up
Hershey's Shake Shop	71	No	Michael McBurney	02/27/2020	Initial Inspection
Honeyfish Poke	74	No	Michael McBurney	02/27/2020	Follow Up
Hope Street KFC Inc.	85	No	Jared Urban	01/29/2020	Follow Up
Hudson Street Deli, LLC	85	No	Brian E. Steere	01/29/2020	Follow Up
I. Broomfield & Son, Inc.	41	No	Edward J. Stenovitch	12/08/2020	Follow Up
Ideal Plating & Polishing Co., Inc.	11	Yes	Edward J. Stenovitch	12/02/2020	Annual
Ideal Plating & Polishing Co., Inc.	11	Yes	N/A	10/28/2020	Sample
Ideal Plating & Polishing Co., Inc.	11	Yes	N/A	01/07/2020	Sample
Imperial Tile & Marble Works Inc.	99	No	Edward J. Stenovitch	03/10/2020	Follow Up
Induplate LLC	11	Yes	Alex Bisson	01/09/2020	Annual
Induplate LLC	11	Yes	Caitlyn L. Vallee	12/01/2020	Follow Up

**Inspection History  
Field's Point - 2020**

<b>Company Name</b>	<b>Category</b>	<b>Significant</b>	<b>Inspected By</b>	<b>Date</b>	<b>Inspected Type</b>
Induplate LLC	11	Yes	N/A	02/05/2020	Sample
Industrial Lane Johnston	78	No	Anthony Crocenzi	12/01/2020	Industrial Area
Industrial Lane Johnston	78	No	Edward J. Stenovitch	12/01/2020	Industrial Area
International Chromium Plating Company, Inc.	11	Yes	Edward J. Stenovitch	10/26/2020	Annual
International Chromium Plating Company, Inc.	11	Yes	Edward J. Stenovitch	12/18/2020	Follow Up
International Chromium Plating Company, Inc.	11	Yes	Edward J. Stenovitch	03/12/2020	Follow Up
International Chromium Plating Company, Inc.	11	Yes	N/A	10/01/2020	Sample
International Insignia Corporation	11	Yes	Brian E. Steere	08/12/2020	Annual
International Insignia Corporation	11	Yes	Caitlyn L. Vallee	12/01/2020	Follow Up
International Insignia Corporation	11	Yes	N/A	03/12/2020	Sample
Ira Green, Inc.	11	Yes	Nathan P. Daggett	02/06/2020	Annual
Ira Green, Inc.	11	Yes	Nathan P. Daggett	12/23/2020	Follow Up
Ira Green, Inc.	11	Yes	Nathan P. Daggett	12/08/2020	Follow Up
Ira Green, Inc.	11	Yes	N/A	09/16/2020	Sample
J & W - 91 Friendship	53	No	Michael McBurney	12/15/2020	Follow Up
J & W - John Hazen White Center	53	No	Michael McBurney	12/15/2020	Follow Up
Jammat Housing	86	No	Travis Costa	01/08/2020	Follow Up
JAMRA, Inc.	71	No	Travis Costa	08/21/2020	Follow Up
Jeanette's Bakery	81	No	Brian E. Steere	01/10/2020	Follow Up
JERA Providence LLC	74	No	Michael McBurney	02/27/2020	Follow Up
Jireh Market	74	No	Brian E. Steere	02/24/2020	Follow Up
Killingly Industrial Area	78	No	Kyle C. Gannon	12/08/2020	Industrial Area
Killingly Industrial Area	78	No	Jared Urban	12/08/2020	Industrial Area
Koto Asian Grill & Lounge	71	No	Michael McBurney	01/21/2020	Initial Inspection
L T Treats, Inc.	85	No	Kyle C. Gannon	02/27/2020	Follow Up
La Artesa Bakery Inc.	81	No	Jared Urban	03/09/2020	Follow Up
Laundromax	92	No	Brian E. Steere	08/24/2020	Follow Up
Laundry World	92	No	Kyle C. Gannon	03/05/2020	Follow Up
Lena Karkalas, DDS	74	No	Brian E. Steere	01/06/2020	Follow Up
Lifespan Physician Group/Womens Medicine	95	No	Alex Bisson	03/03/2020	Follow Up
L'Image	42	No	Kyle C. Gannon	12/09/2020	Follow Up
Lina Fish Market	74	No	Brian E. Steere	01/10/2020	Initial Inspection
Little Tokyo	74	No	Michael McBurney	02/27/2020	Initial Inspection
Long Live Beer Works, Inc.	34	No	Brian E. Steere	12/01/2020	Follow Up
Los Rancheros Restaurant, Inc.	74	No	Jared Urban	03/09/2020	Initial Inspection
Lucky Kitchen	85	No	Kyle C. Gannon	01/28/2020	Follow Up
Luigi's Restaurant & Gourmet Express	85	No	Kyle C. Gannon	12/16/2020	Special Investigation
Mahr, Inc	52	No	Edward J. Stenovitch	12/04/2020	Follow Up
Mahr, Inc.	11	Yes	Edward J. Stenovitch	07/30/2020	Annual
Mahr, Inc.	11	Yes	Edward J. Stenovitch	12/04/2020	Follow Up
Mahr, Inc.	11	Yes	N/A	11/17/2020	Sample
Mahr, Inc.	11	Yes	N/A	01/22/2020	Sample
Mainelli Tool & Die, Inc.	42	No	Edward J. Stenovitch	12/08/2020	Follow Up
Manchester Street, LLC	27	Yes	Edward J. Stenovitch	08/13/2020	Annual
Manchester Street, LLC	27	Yes	Caitlyn L. Vallee	12/09/2020	Follow Up
Manchester Street, LLC	27	Yes	N/A	08/27/2020	Sample
Maria's Cucina	85	No	Brian E. Steere	02/20/2020	Meeting
Mark Precision, Inc.	42	No	Caitlyn L. Vallee	12/21/2020	Follow Up
Markos Automotive	97	No	Travis Costa	03/10/2020	Follow Up
McDonalds - Branch Avenue	85	No	Michael McBurney	03/09/2020	Follow Up
MCM Technologies	24	No	Michael McBurney	12/21/2020	Follow Up
MEALS ON WHEELS OF RI	60	No	Jared Urban	02/06/2020	Follow Up
Merengue Restaurant	74	No	Michael McBurney	01/10/2020	Special Investigation
Metallurgical Solutions, Inc.	11	Yes	Kyle C. Gannon	08/05/2020	Annual
Metallurgical Solutions, Inc.	11	Yes	Kyle C. Gannon	12/07/2020	Follow Up
Metallurgical Solutions, Inc.	11	Yes	N/A	07/23/2020	Sample
Mill Street Industrial Area	78	No	Nathan P. Daggett	12/03/2020	Industrial Area

**Inspection History  
Field's Point - 2020**

<b>Company Name</b>	<b>Category</b>	<b>Significant</b>	<b>Inspected By</b>	<b>Date</b>	<b>Inspected Type</b>
Miriam Hospital - West River Road	60	No	Alex Bisson	03/03/2020	Follow Up
Monarch Metal Finishing, Inc.	11	Yes	Alex Bisson	02/04/2020	Annual
Monarch Metal Finishing, Inc.	11	Yes	Edward J. Stenovitch	12/23/2020	Follow Up
Monarch Metal Finishing, Inc.	11	Yes	Caitlyn L. Vallee	12/01/2020	Follow Up
Monarch Metal Finishing, Inc.	11	Yes	N/A	08/06/2020	Sample
Moody Machine Products, Inc.	21	No	Travis Costa	12/07/2020	Follow Up
Moran Transportation Industries, Inc.	52	No	Edward J. Stenovitch	12/08/2020	Follow Up
Morgan Mill Metals, LLC	41	No	Caitlyn L. Vallee	12/23/2020	Follow Up
Motekim	85	No	Jared Urban	02/19/2020	Meeting
Motekim	85	No	Jared Urban	01/07/2020	Meeting
My Car, Incorporated	97	No	Edward J. Stenovitch	01/27/2020	Follow Up
Nami Japanese Restaurant, Inc.	85	No	Brian E. Steere	03/12/2020	Follow Up
Narragansett Improvement Co.	35	No	Caitlyn L. Vallee	12/09/2020	Follow Up
Narragansett Jewelry	11	Yes	Alex Bisson	01/07/2020	Annual
Narragansett Jewelry	11	Yes	Caitlyn L. Vallee	12/03/2020	Follow Up
Narragansett Jewelry	11	Yes	N/A	08/31/2020	Sample
National Amusements, Inc.	99	No	Brian E. Steere	02/27/2020	Follow Up
Natural Mix Co., LLC	85	No	Michael McBurney	02/27/2020	Follow Up
Nettie's Kettle Corn, LLC	81	No	Brian E. Steere	03/10/2020	Follow Up
New England Petroleum Terminal, LLC.	59	No	Brian E. Steere	12/29/2020	Follow Up
NGC INC.	81	No	N/A	09/30/2020	Sample
Nickel, Brass and Copper Wire, LLC	71	No	Travis Costa	08/20/2020	Follow Up
Nickel, Brass and Copper Wire, LLC	71	No	Travis Costa	01/08/2020	Follow Up
Noodles 102	85	No	Brian E. Steere	02/25/2020	Initial Inspection
Northland Environmental LLC	43	No	Nathan P. Daggett	11/30/2020	Follow Up
Number One Cleaners RI 2016, Inc.	92	No	Travis Costa	01/14/2020	Follow Up
Ocean State Laundry	92	No	Jared Urban	01/03/2020	Special Investigation
Ocean State Metals, Inc.	46	No	Travis Costa	12/18/2020	Follow Up
Ocean State Metals, Inc.	46	No	Travis Costa	02/06/2020	Follow Up
Ocean State Peeled Potatoes	81	No	N/A	09/22/2020	Sample
Ocean State Peeled Potatoes	81	No	N/A	09/22/2020	Sample
Orbit Energy Rhode Island, LLC	34	Yes	Nathan P. Daggett	08/12/2020	Annual
Orbit Energy Rhode Island, LLC	34	Yes	Kerry M. Britt	08/03/2020	Follow Up
Orbit Energy Rhode Island, LLC	34	Yes	Nathan P. Daggett	02/19/2020	Follow Up
Orbit Energy Rhode Island, LLC	34	Yes	N/A	10/14/2020	Sample
Orbit Energy Rhode Island, LLC	34	Yes	N/A	08/03/2020	Sample
Orbit Energy Rhode Island, LLC	34	Yes	N/A	08/03/2020	Sample
Osaka Hibachi Express	71	No	Edward J. Stenovitch	12/01/2020	Follow Up
P.F. Chang's China Bistro, Inc.	85	No	Kyle C. Gannon	02/27/2020	Follow Up
Panera Bread	85	No	Brian E. Steere	02/27/2020	Follow Up
Piemonte Pizza	85	No	Brian E. Steere	03/09/2020	Follow Up
Pinelli's Restaurant & Bar	71	No	Jared Urban	03/09/2020	Follow Up
Pinkberry	85	No	Brian E. Steere	02/27/2020	Follow Up
Pizza J	85	No	Brian E. Steere	01/29/2020	Follow Up
Pizza Queen - Smith Street	71	No	Michael McBurney	01/21/2020	Follow Up
Plainfield Street Mill Complex	78	No	Nathan P. Daggett	12/03/2020	Industrial Area
Pocasset Mill Complex	78	No	Jared Urban	07/16/2020	Industrial Area
Popeye's Chicken	85	No	Kyle C. Gannon	01/27/2020	Follow Up
Popeye's Chicken and Biscuits	85	No	Brian E. Steere	02/27/2020	Follow Up
Port of Providence	78	No	Michael McBurney	03/09/2020	Industrial Area
Port of Providence	78	No	Edward J. Stenovitch	03/09/2020	Industrial Area
Prince Enameling Company, Inc.	42	No	Jared Urban	12/01/2020	Follow Up
Princess and Sons Three, LLC	85	No	Jared Urban	03/09/2020	Follow Up
Princess Enterprises II, Inc.	85	No	Kyle C. Gannon	01/27/2020	Follow Up
Promenade Area	78	No	Kyle C. Gannon	11/30/2020	Industrial Area
Promenade Area	78	No	Jared Urban	11/30/2020	Industrial Area
Prov. Journal Co. - Production Facility	24	Yes	Travis Costa	02/27/2020	Annual

**Inspection History  
Field's Point - 2020**

<b>Company Name</b>	<b>Category</b>	<b>Significant</b>	<b>Inspected By</b>	<b>Date</b>	<b>Inspected Type</b>
Prov. Journal Co. - Production Facility	24	Yes	N/A	09/09/2020	Sample
Providence River Animal Hospital	99	No	Edward J. Stenovitch	02/18/2020	Follow Up
Providence Specialty Products, LLC	34	Yes	Kerry M. Britt	08/20/2020	Annual
Providence Specialty Products, LLC	34	Yes	Edward J. Stenovitch	12/14/2020	Follow Up
Providence Specialty Products, LLC	34	Yes	Edward J. Stenovitch	01/22/2020	Follow Up
Providence Specialty Products, LLC	34	Yes	N/A	10/06/2020	Sample
Providence Specialty Products, LLC	34	Yes	N/A	10/06/2020	Sample
Providence Specialty Products, LLC	34	Yes	N/A	02/05/2020	Sample
Providence Water Supply Board	37	No	Nathan P. Daggett	11/30/2020	Follow Up
Pure Haven, LLC	35	No	Kyle C. Gannon	12/09/2020	Follow Up
Pure Haven, LLC	35	No	Kyle C. Gannon	03/10/2020	Follow Up
PVD Bread LLC	71	No	Brian E. Steere	01/06/2020	Follow Up
PVDonuts, LLC	85	No	Travis Costa	02/06/2020	Follow Up
Quality Spraying Technologies	27	No	Michael McBurney	12/10/2020	Follow Up
R & J Manufacturing Company	24	No	Kyle C. Gannon	12/09/2020	Follow Up
R.I.P.T.A. - 265 Melrose	37	No	Travis Costa	12/08/2020	Follow Up
R.I.P.T.A. - 705 Elmwood	37	No	Travis Costa	12/08/2020	Follow Up
R.I.P.T.A. - 750 Elmwood	37	No	Travis Costa	12/08/2020	Follow Up
R.I.P.T.A.-269 Melrose	37	No	Travis Costa	12/08/2020	Follow Up
Rainbow Cleaners, Inc.	92	No	Michael McBurney	01/27/2020	Follow Up
RB Donuts Inc.	85	No	Jared Urban	02/25/2020	Follow Up
RB Donuts, Inc.	85	No	Kyle C. Gannon	02/14/2020	Follow Up
Rebel Lounge and Restaurant	71	No	Michael McBurney	01/21/2020	Follow Up
Reservoir Triangle	78	No	Jared Urban	12/14/2020	Industrial Area
Revival Foodworks and Brewery	74	No	Brian E. Steere	09/17/2020	Meeting
Rhode Island Chemical Corporation	43	No	Travis Costa	12/18/2020	Follow Up
Rhode Island Chemical Corporation	43	No	Travis Costa	03/03/2020	Follow Up
Rhode Island College - Connection 1	89	No	Brian E. Steere	02/21/2020	Follow Up
Rhode Island College - Connection 2	43	No	Brian E. Steere	12/29/2020	Follow Up
Rhode Island College - Connection 2	43	No	Brian E. Steere	02/21/2020	Follow Up
Rhode Island College - Connection 3	99	No	Brian E. Steere	02/21/2020	Follow Up
Rhode Island College - Connection 4	86	No	Brian E. Steere	02/21/2020	Follow Up
Rhode Island Heat Treating Co.	71	No	Edward J. Stenovitch	02/18/2020	Follow Up
Rhode Island Hospital	90	No	Kerry M. Britt	09/17/2020	Meeting
Rhode Island Resource Recovery Corp.	34	Yes	Nathan P. Daggett	09/02/2020	Annual
Rhode Island Resource Recovery Corp.	34	Yes	Kerry M. Britt	12/22/2020	Follow Up
Rhode Island Resource Recovery Corp.	34	Yes	N/A	10/19/2020	Sample
Rhode Island Resource Recovery Corp.	34	Yes	N/A	07/08/2020	Sample
Rhode Island School of Design	85	No	Kyle C. Gannon	01/29/2020	Follow Up
Rhode Rockets Inc.	85	No	Michael McBurney	02/27/2020	Follow Up
RI Heat Treating LLC	51	No	Edward J. Stenovitch	12/02/2020	Follow Up
RIC Donuts, LLC	71	No	Brian E. Steere	02/21/2020	Follow Up
RISD - Benson Hall	24	No	Kyle C. Gannon	12/03/2020	Follow Up
RISD - Central Power Plant	52	No	Kyle C. Gannon	12/03/2020	Follow Up
RISD - College Building	23	No	Kyle C. Gannon	12/03/2020	Follow Up
RISD - Metcalf Building	43	No	Kyle C. Gannon	12/03/2020	Follow Up
RISD - Thompson House	60	No	Kyle C. Gannon	01/29/2020	Initial Inspection
RISD - Winston Clock Tower	53	No	Kyle C. Gannon	12/03/2020	Follow Up
Rita's Pizza	85	No	Jared Urban	01/13/2020	Follow Up
River Avenue Industrial Area	78	No	Brian E. Steere	12/14/2020	Industrial Area
Roberts Polishing	46	No	Kyle C. Gannon	12/09/2020	Follow Up
ROM Deli, Inc.	85	No	Michael McBurney	01/21/2020	Follow Up
Ron's Pastry Gourmet	81	No	Kyle C. Gannon	01/30/2020	Follow Up
Rosa Mia Pizza and More	85	No	Brian E. Steere	03/10/2020	Follow Up
Royal Little Drive Industrial Park	78	No	Michael McBurney	12/01/2020	Industrial Area
Royal Little Drive Industrial Park	78	No	Nathan P. Daggett	12/01/2020	Industrial Area
RVS Mfg. Co.	41	No	Travis Costa	01/09/2020	Follow Up

**Inspection History  
Field's Point - 2020**

<b>Company Name</b>	<b>Category</b>	<b>Significant</b>	<b>Inspected By</b>	<b>Date</b>	<b>Inspected Type</b>
Sage Manufacturing Company, Inc.	43	No	Caitlyn L. Vallee	12/21/2020	Follow Up
Sengduang, LLC	85	No	Travis Costa	02/24/2020	Follow Up
Shaw's Supermarket Store #7443	82	No	Brian E. Steere	08/11/2020	Meeting
Simplex Engine & Machine, Inc.	42	No	Kyle C. Gannon	12/09/2020	Follow Up
Sin LLC	85	No	Brian E. Steere	01/29/2020	Follow Up
South Providence Industrial Area I	78	No	Edward J. Stenovitch	12/31/2020	Industrial Area
South Providence Industrial Area I	78	No	Anthony Crocenzi	12/31/2020	Industrial Area
South Providence Industrial Area II	78	No	Brian E. Steere	01/10/2020	Industrial Area
South Providence Industrial Area II	78	No	Anthony Crocenzi	01/10/2020	Industrial Area
South Providence Industrial Area II	78	No	Michael McBurney	01/10/2020	Industrial Area
South Providence Industrial Area III	78	No	Edward J. Stenovitch	02/05/2020	Industrial Area
South Providence Industrial Area III	78	No	Travis Costa	02/05/2020	Industrial Area
Southside Olneyville / Dike Street	78	No	Kyle C. Gannon	12/18/2020	Industrial Area
Southside Olneyville / Dike Street	78	No	Caitlyn L. Vallee	12/18/2020	Industrial Area
Spectrum Coatings Lab. Inc.	46	No	Edward J. Stenovitch	12/08/2020	Follow Up
Spike's Junkyard Dogs	71	No	Michael McBurney	07/16/2020	Follow Up
SR Management Group	85	No	Michael McBurney	02/10/2020	Follow Up
Starbucks	85	No	Brian E. Steere	02/27/2020	Follow Up
Strip Buildings	78	No	Jared Urban	12/08/2020	Industrial Area
Strip Buildings	78	No	Kyle C. Gannon	12/08/2020	Industrial Area
Sur La Table	85	No	Kyle C. Gannon	02/27/2020	Follow Up
Surface Coatings, LLC	11	Yes	Kyle C. Gannon	07/22/2020	Annual
Surface Coatings, LLC	11	Yes	Caitlyn L. Vallee	11/30/2020	Follow Up
Surface Coatings, LLC	11	Yes	N/A	11/05/2020	Sample
Surface Coatings, LLC	11	Yes	N/A	11/05/2020	Sample
Surface Coatings, LLC	11	Yes	N/A	01/14/2020	Sample
Sushi Cafe	85	No	Kyle C. Gannon	02/27/2020	Follow Up
Taco Bell	85	No	Brian E. Steere	02/27/2020	Follow Up
Tallulah's Taqueria	85	No	Kyle C. Gannon	02/25/2020	Follow Up
Technodic, Inc.	11	Yes	Kyle C. Gannon	08/04/2020	Annual
Technodic, Inc.	11	Yes	Nathan P. Daggett	12/23/2020	Follow Up
Technodic, Inc.	11	Yes	Caitlyn L. Vallee	12/01/2020	Follow Up
Technodic, Inc.	11	Yes	N/A	08/20/2020	Sample
Tenares Supermarket	82	No	Jared Urban	01/13/2020	Follow Up
The Cheesecake Factory Restaurants, Inc.	85	No	Michael McBurney	02/27/2020	Follow Up
The Family Cake, LLC	81	No	Jared Urban	01/15/2020	Meeting
The Foundry Associates	37	No	Travis Costa	12/08/2020	Follow Up
The Providence Mint, Inc.	44	No	Caitlyn L. Vallee	12/21/2020	Follow Up
The Small Point Cafe	85	No	Kyle C. Gannon	01/30/2020	Follow Up
Thomas C. Slater Compassion Center	35	No	Jared Urban	12/01/2020	Follow Up
TOM FOOD LLC	85	No	Jared Urban	03/09/2020	Follow Up
Tool Craft Inc. / Ru-Mart Inc.	41	No	Caitlyn L. Vallee	12/21/2020	Follow Up
Tower Manufacturing Corp.	27	No	Travis Costa	12/03/2020	Follow Up
Town of North Providence Mancini Center	86	No	Jared Urban	03/09/2020	Follow Up
Tri-Jay Company	11	Yes	Alex Bisson	03/05/2020	Annual
Tri-Jay Company	11	Yes	Caitlyn L. Vallee	12/09/2020	Follow Up
Tri-Jay Company	11	Yes	N/A	09/15/2020	Sample
Trinity Brewhouse	85	No	Michael McBurney	01/21/2020	Follow Up
Tropical Smoothie Cafe	74	No	Brian E. Steere	02/13/2020	Initial Inspection
True Blue Carwash	97	No	Kyle C. Gannon	02/28/2020	Follow Up
Unique Plating Company	11	Yes	Nathan P. Daggett	08/18/2020	Annual
Unique Plating Company	11	Yes	Nathan P. Daggett	12/03/2020	Follow Up
Unique Plating Company	11	Yes	Nathan P. Daggett	01/16/2020	Follow Up
Unique Plating Company	11	Yes	N/A	10/27/2020	Sample
Unique Plating Company	11	Yes	N/A	01/09/2020	Sample
Univar USA, Inc.	22	Yes	Nathan P. Daggett	07/16/2020	Annual
Univar USA, Inc.	22	Yes	Caitlyn L. Vallee	12/21/2020	Follow Up

**Inspection History  
Field's Point - 2020**

<b>Company Name</b>	<b>Category</b>	<b>Significant</b>	<b>Inspected By</b>	<b>Date</b>	<b>Inspected Type</b>
Univar USA, Inc.	22	Yes	N/A	02/25/2020	Sample
Universal Plating Company, Inc.	11	Yes	Brian E. Steere	03/11/2020	Annual
Universal Plating Company, Inc.	11	Yes	Brian E. Steere	12/01/2020	Follow Up
Universal Plating Company, Inc.	11	Yes	N/A	09/14/2020	Sample
Uno Of Providence, Inc.	85	No	Michael McBurney	02/27/2020	Follow Up
Urban Greens	82	No	Jared Urban	01/13/2020	Follow Up
Venda Ravioli - Royal Little Drive	81	No	Brian E. Steere	01/30/2020	Follow Up
Villa Italian Kitchen	85	No	Brian E. Steere	02/27/2020	Follow Up
Vivi Bubble Tea, Inc.	85	No	Brian E. Steere	02/27/2020	Follow Up
Washington Park Area I	78	No	Caitlyn L. Vallee	12/30/2020	Industrial Area
Washington Park Area I	78	No	Kyle C. Gannon	12/30/2020	Industrial Area
Washington Park Area II	78	No	Nathan P. Daggett	12/23/2020	Industrial Area
Wendy's International, Inc. (Charles)	85	No	Kyle C. Gannon	01/30/2020	Follow Up
Wendy's International, Inc. (Eddy)	85	No	Kyle C. Gannon	01/30/2020	Follow Up
West Exchange Street	78	No	Kyle C. Gannon	11/30/2020	Industrial Area
West Exchange Street	78	No	Jared Urban	11/30/2020	Industrial Area
West River Cafe, LLC	85	No	Jared Urban	02/27/2020	Follow Up
West Side Diner	85	No	Michael McBurney	01/29/2020	Follow Up
Whisk, LLC	85	No	Michael McBurney	01/29/2020	Follow Up
Wings on 5	85	No	Brian E. Steere	03/09/2020	Follow Up
Woonasquatucket Avenue	78	No	Anthony Crocenzi	12/07/2020	Industrial Area
Woonasquatucket Avenue	78	No	Nathan P. Daggett	12/07/2020	Industrial Area
WVCB	41	No	Edward J. Stenovitch	12/21/2020	Follow Up
Xeros Inc.	71	No	Anthony Crocenzi	01/23/2020	Follow Up
Ximedica	49	No	Caitlyn L. Vallee	12/31/2020	Follow Up
Zumstein Family Dentistry	71	No	Kyle C. Gannon	01/06/2020	Follow Up

***USER INSPECTION HISTORY***

***BUCKLIN POINT***

**Inspection History  
Bucklin Point - 2020**

<b>Company Name</b>	<b>Category</b>	<b>Significant</b>	<b>Inspected By</b>	<b>Date</b>	<b>Inspected Type</b>
181 Conant Street	78	No	Nathan P. Daggett	12/21/2020	Industrial Area
181 Conant Street	78	No	Michael McBurney	12/21/2020	Industrial Area
417 Roosevelt Avenue	78	No	Nathan P. Daggett	12/09/2020	Industrial Area
417 Roosevelt Avenue	78	No	Anthony Crocenzi	12/09/2020	Industrial Area
560 Mineral Spring Avenue	78	No	Michael McBurney	12/21/2020	Industrial Area
560 Mineral Spring Avenue	78	No	Nathan P. Daggett	12/21/2020	Industrial Area
605 Broadway's Bar & Kitchen	71	No	Jared Urban	03/05/2020	Initial Inspection
80 Fountain Street	78	No	Travis Costa	12/07/2020	Industrial Area
9W Halo OpCo L.P.	25	Yes	Brian E. Steere	12/04/2020	Annual
9W Halo OpCo L.P.	25	Yes	Brian E. Steere	01/07/2020	Follow Up
9W Halo OpCo L.P.	25	Yes	N/A	09/14/2020	Sample
A.G. Dental & Implant Center	74	No	Brian E. Steere	02/10/2020	Initial Inspection
Accent Plating Company	11	Yes	Nathan P. Daggett	07/21/2020	Annual
Accent Plating Company	11	Yes	Nathan P. Daggett	12/02/2020	Follow Up
Accent Plating Company	11	Yes	N/A	09/17/2020	Sample
Accu-Care Supply	27	No	Travis Costa	12/02/2020	Follow Up
Accu-Care Supply	27	No	Travis Costa	03/12/2020	Follow Up
ACS Industries, Inc.	35	No	Edward J. Stenovitch	02/03/2020	Follow Up
Agar Machining & Welding, Inc.	42	No	Caitlyn L. Vallee	12/21/2020	Follow Up
Air Filtration Systems	42	No	Edward J. Stenovitch	12/14/2020	Follow Up
Armando & Sons Meat Market	82	No	Michael McBurney	12/21/2020	Follow Up
ArtVac Corporation	51	No	Travis Costa	12/18/2020	Follow Up
Aspen Aerogels Rhode Island, LLC	27	Yes	Nathan P. Daggett	07/29/2020	Annual
Aspen Aerogels Rhode Island, LLC	27	Yes	Nathan P. Daggett	12/02/2020	Follow Up
Aspen Aerogels Rhode Island, LLC	27	Yes	N/A	07/30/2020	Sample
Auto Parts Group Southwest LLC	42	No	Nathan P. Daggett	11/30/2020	Follow Up
Avenue N American Kitchen	85	No	Kyle C. Gannon	02/24/2020	Follow Up
Azalea's Asian Cuisine	74	No	Brian E. Steere	03/06/2020	Initial Inspection
B&M Clambake Company	85	No	Anthony Crocenzi	03/06/2020	Follow Up
Banai Bro of Lincoln LLC	85	No	Brian E. Steere	03/06/2020	Initial Inspection
Bernardo Manufacturing	21	No	Caitlyn L. Vallee	12/09/2020	Follow Up
BEST Engineered Surface Technologies, LLC	11	Yes	Edward J. Stenovitch	09/17/2020	Annual
BEST Engineered Surface Technologies, LLC	11	Yes	Edward J. Stenovitch	12/21/2020	Follow Up
BEST Engineered Surface Technologies, LLC	11	Yes	Edward J. Stenovitch	02/25/2020	Follow Up
BEST Engineered Surface Technologies, LLC	11	Yes	N/A	01/28/2020	Sample
Blackstone Valley Place Industrial Area	78	No	Nathan P. Daggett	02/12/2020	Industrial Area
Blackstone Valley Place Industrial Area	78	No	Jared Urban	02/12/2020	Industrial Area
Bliss Manufacturing Co., Inc.	11	Yes	Nathan P. Daggett	10/06/2020	Annual
Bliss Manufacturing Co., Inc.	11	Yes	Travis Costa	12/15/2020	Follow Up
Bliss Manufacturing Co., Inc.	11	Yes	Travis Costa	03/03/2020	Follow Up
Bliss Manufacturing Co., Inc.	11	Yes	N/A	11/12/2020	Sample
Bliss Manufacturing Co., Inc.	11	Yes	N/A	01/08/2020	Sample
Blue Line Septic, LLC	80	No	Travis Costa	07/08/2020	Follow Up
Boot Black	34	No	Brian E. Steere	12/15/2020	Follow Up
Boys and Girls Club of Northern Rhode Island	86	No	Brian E. Steere	03/06/2020	Initial Inspection
Broadway Pizza	85	No	Anthony Crocenzi	03/06/2020	Follow Up
BTP LLC (Newman Ave)	85	No	Kyle C. Gannon	02/24/2020	Follow Up
BTP LLC (Newman Ave)	85	No	Kyle C. Gannon	01/28/2020	Follow Up
Bucklin Point Treatment Plant	0	No	Kerry M. Britt	09/16/2020	Annual
Bucklin Point Treatment Plant	0	No	Kerry M. Britt	06/18/2020	Follow Up
Bullard Abrasives Inc	42	No	Caitlyn L. Vallee	12/21/2020	Follow Up
CAMRAC, LLC	37	No	Nathan P. Daggett	11/30/2020	Follow Up
Carlisle Harcast, LLC	42	No	Brian E. Steere	12/21/2020	Follow Up
Carrington Street	78	No	Brian E. Steere	12/28/2020	Industrial Area
Cave, LLC	34	No	Brian E. Steere	12/10/2020	Follow Up
Cave, LLC	34	No	Brian E. Steere	02/11/2020	Follow Up
Central Auto Radiator, Inc.	59	No	Michael McBurney	12/10/2020	Follow Up
Central Laundry Inc.	92	No	Edward J. Stenovitch	03/05/2020	Initial Inspection
Century Best Pizza and More, LLC	85	No	Jared Urban	10/08/2020	Initial Inspection



**Inspection History  
Bucklin Point - 2020**

<b>Company Name</b>	<b>Category</b>	<b>Significant</b>	<b>Inspected By</b>	<b>Date</b>	<b>Inspected Type</b>
Chemart Company	11	Yes	Edward J. Stenovitch	07/22/2020	Annual
Chemart Company	11	Yes	Edward J. Stenovitch	12/21/2020	Follow Up
Chemart Company	11	Yes	Edward J. Stenovitch	02/03/2020	Follow Up
Chemart Company	11	Yes	N/A	03/03/2020	Sample
Chemart Company	11	Yes	N/A	01/08/2020	Sample
Chengdu Taste Inc. (New)	71	No	Jared Urban	01/23/2020	Follow Up
Cintas Corporation	25	Yes	Edward J. Stenovitch	01/22/2020	Annual
Cintas Corporation	25	Yes	Edward J. Stenovitch	12/14/2020	Follow Up
Cintas Corporation	25	Yes	N/A	09/08/2020	Sample
City of Pawtucket - Public Works	37	No	Travis Costa	12/02/2020	Follow Up
Coin-OP	92	No	Travis Costa	01/15/2020	Follow Up
Conopco, Inc. (Site #1)	40	No	Travis Costa	12/14/2020	Follow Up
Conopco, Inc. (Site #1)	40	No	N/A	09/08/2020	Sample
Conrad-Jarvis Corp.	42	No	Brian E. Steere	12/21/2020	Follow Up
Continental Plastics & Packaging	35	No	Caitlyn L. Vallee	12/09/2020	Follow Up
Cooley, Incorporated	53	No	Travis Costa	12/18/2020	Follow Up
Core & Main, LP	60	No	Nathan P. Daggett	03/03/2020	Initial Inspection
Craft B&B, LLC	85	No	Jared Urban	01/29/2020	Follow Up
Creative Stone Countertops Inc.	42	No	Michael McBurney	12/14/2020	Follow Up
Crest Manufacturing Company	52	No	Michael McBurney	12/10/2020	Follow Up
CRMG Lincoln, Inc.	85	No	Jared Urban	02/12/2020	Follow Up
Crooked Current Brewery	36	No	Brian E. Steere	12/03/2020	Follow Up
Davenport's Bar & Grille	85	No	Brian E. Steere	02/25/2020	Follow Up
Dave's Marketplace	82	No	Michael McBurney	02/19/2020	Follow Up
David London and Company	35	No	Kyle C. Gannon	12/07/2020	Follow Up
Denison Acquisition Company, LLC	14	Yes	Edward J. Stenovitch	08/04/2020	Annual
Denison Acquisition Company, LLC	14	Yes	Edward J. Stenovitch	12/15/2020	Follow Up
Denison Acquisition Company, LLC	14	Yes	N/A	01/30/2020	Sample
Dexter Street South Laundry Corp.	92	No	Travis Costa	01/30/2020	Follow Up
DG Cafe & Bakery	81	No	Jared Urban	03/05/2020	Initial Inspection
Diamond Cleaners, Inc.	92	No	Brian E. Steere	02/10/2020	Follow Up
Downtown Pawtucket East	78	No	Brian E. Steere	12/30/2020	Industrial Area
Downtown Pawtucket West	78	No	Brian E. Steere	12/30/2020	Industrial Area
Dunnell Lane	78	No	Travis Costa	12/01/2020	Industrial Area
East Providence Fire Station #3	97	No	Michael McBurney	02/20/2020	Follow Up
Eaton Corporation	41	No	Caitlyn L. Vallee	12/21/2020	Follow Up
Ecological Fibers, Inc.	24	Yes	Nathan P. Daggett	11/04/2020	Annual
Ecological Fibers, Inc.	24	Yes	Edward J. Stenovitch	12/09/2020	Follow Up
Ecological Fibers, Inc.	24	Yes	N/A	10/22/2020	Sample
Ecological Fibers, Inc.	24	Yes	N/A	09/22/2020	Sample
Ecological Fibers, Inc.	24	Yes	N/A	01/14/2020	Sample
EDC Holding, LLC	85	No	Michael McBurney	03/09/2020	Follow Up
El Salvadoreno Restaurant, Inc.	85	No	Jared Urban	03/04/2020	Follow Up
Excellent Coffee Company	89	No	Edward J. Stenovitch	01/28/2020	Follow Up
Finlay Extracts & Ingredients USA, Inc.	34	No	Travis Costa	12/02/2020	Follow Up
Finlay Extracts & Ingredients USA, Inc.	34	No	N/A	10/14/2020	Sample
Five Corners Pizza	74	No	Jared Urban	03/05/2020	Initial Inspection
Flexcraft Co.	46	No	Kyle C. Gannon	12/09/2020	Follow Up
Frank Lizotte's Glass Co., Inc.	42	No	Caitlyn L. Vallee	12/21/2020	Follow Up
Fuller Packaging, Inc.	52	No	Brian E. Steere	12/29/2020	Follow Up
Fully Rooted Juicery	34	No	Brian E. Steere	12/03/2020	Follow Up
G.B. Donuts of RI Inc.	85	No	Michael McBurney	02/19/2020	Follow Up
Garden Meat Market, LLC	81	No	Jared Urban	01/30/2020	Follow Up
General Cable Industries, LLC	27	Yes	Alex Bisson	01/22/2020	Annual
General Cable Industries, LLC	27	Yes	Caitlyn L. Vallee	12/09/2020	Follow Up
General Cable Industries, LLC	27	Yes	N/A	09/19/2020	Sample
General Cable Industries, LLC	27	Yes	N/A	08/19/2020	Sample
George Bennett Hwy Central	78	No	Brian E. Steere	12/08/2020	Industrial Area
George Bennett Hwy South	78	No	Brian E. Steere	12/08/2020	Industrial Area

**Inspection History  
Bucklin Point - 2020**

<b>Company Name</b>	<b>Category</b>	<b>Significant</b>	<b>Inspected By</b>	<b>Date</b>	<b>Inspected Type</b>
George Washington Highway	78	No	Brian E. Steere	11/30/2020	Industrial Area
Godfrey & Wing, Inc.	27	Yes	Travis Costa	10/27/2020	Annual
Godfrey & Wing, Inc.	27	Yes	Travis Costa	12/08/2020	Follow Up
Godfrey & Wing, Inc.	27	Yes	Travis Costa	03/12/2020	Follow Up
Godfrey & Wing, Inc.	27	Yes	N/A	07/23/2020	Sample
Greystone of Lincoln, Inc.	42	No	Caitlyn L. Vallee	12/21/2020	Follow Up
Guntis Sweets, LLC	81	No	Jared Urban	03/05/2020	Initial Inspection
Harris Industries, Inc.	42	No	Travis Costa	12/15/2020	Follow Up
Hasbro, Inc.	27	No	Travis Costa	12/02/2020	Follow Up
Highland Corporate Drive	78	No	Nathan P. Daggett	09/24/2020	Industrial Area
Highland Corporate Drive	78	No	Anthony Crocenzi	09/24/2020	Industrial Area
Hindley Manufacturing Company	21	No	Travis Costa	11/30/2020	Follow Up
HM Vincent, DMD, LLC	94	No	Travis Costa	02/24/2020	Follow Up
Home Care New England	60	No	Caitlyn L. Vallee	12/21/2020	Follow Up
Homestead Baking Company	81	No	Michael McBurney	02/20/2020	Follow Up
Hope Buffinton Packaging Group, LLC	59	No	Anthony Crocenzi	12/18/2020	Follow Up
Hope Global	23	No	Travis Costa	11/30/2020	Follow Up
Hord Crystal Corporation	11	Yes	Travis Costa	07/15/2020	Annual
Hord Crystal Corporation	11	Yes	Travis Costa	11/30/2020	Follow Up
Hord Crystal Corporation	11	Yes	Travis Costa	02/27/2020	Follow Up
Hord Crystal Corporation	11	Yes	N/A	02/11/2020	Sample
HP Services, Inc.	11	Yes	Travis Costa	07/16/2020	Annual
HP Services, Inc.	11	Yes	Travis Costa	12/02/2020	Follow Up
HP Services, Inc.	11	Yes	Travis Costa	02/25/2020	Follow Up
HP Services, Inc.	11	Yes	N/A	08/18/2020	Sample
Impact Custom Apparel, LLC	99	No	Travis Costa	01/21/2020	Follow Up
Industrial Circle	78	No	Caitlyn L. Vallee	12/14/2020	Industrial Area
Industrial Circle	78	No	Kyle C. Gannon	12/14/2020	Industrial Area
Industrial Container Services - RI, LLC	44	No	Kyle C. Gannon	12/07/2020	Follow Up
Industrial Lane Cumberland	78	No	Travis Costa	01/21/2020	Industrial Area
International Charter School	86	No	Anthony Crocenzi	03/06/2020	Follow Up
International Meat Market	81	No	Travis Costa	01/28/2020	Follow Up
International Packaging Corp.	53	No	Caitlyn L. Vallee	12/21/2020	Follow Up
Interplex Engineered Products, Inc.	11	Yes	Edward J. Stenovitch	07/14/2020	Annual
Interplex Engineered Products, Inc.	11	Yes	Edward J. Stenovitch	12/14/2020	Follow Up
Interplex Engineered Products, Inc.	11	Yes	N/A	08/24/2020	Sample
Isle Brewers Guild	34	Yes	Kyle C. Gannon	11/10/2020	Annual
Isle Brewers Guild	34	Yes	N/A	10/20/2020	Sample
J&M Diamond Tool, Inc.	44	No	Caitlyn L. Vallee	12/21/2020	Follow Up
Jacky's Galaxie Restaurant, Inc.	85	No	Brian E. Steere	03/06/2020	Follow Up
Jan Co., Inc.	71	No	Jared Urban	01/08/2020	Follow Up
JAR Bakers Supply	81	No	Edward J. Stenovitch	01/28/2020	Follow Up
JH Davis, LLC.	42	No	Edward J. Stenovitch	12/14/2020	Follow Up
Jin Hua Chinese Restaurant, Inc.	85	No	Kyle C. Gannon	02/25/2020	Follow Up
John Rocchio Corporation	40	Yes	Nathan Dean	03/12/2020	Annual
John Rocchio Corporation	40	Yes	Nathan Dean	03/03/2020	Follow Up
John Rocchio Corporation	40	Yes	N/A	03/10/2020	Sample
John Rocchio Corporation	40	Yes	N/A	03/05/2020	Sample
John H. Collins & Sons Company	27	Yes	Edward J. Stenovitch	02/04/2020	Annual
John H. Collins & Sons Company	27	Yes	Edward J. Stenovitch	12/14/2020	Follow Up
John H. Collins & Sons Company	27	Yes	N/A	02/13/2020	Sample
J's Deli	85	No	Michael McBurney	02/19/2020	Follow Up
JSC New England Operating, LLC	85	No	Brian E. Steere	03/06/2020	Follow Up
K&W Webbing Company	23	No	Nathan P. Daggett	12/02/2020	Follow Up
Kelly's Transmission Muffler	60	No	Edward J. Stenovitch	03/05/2020	Initial Inspection
Kenneth Castellucci & Associates, Inc.	71	No	Edward J. Stenovitch	02/03/2020	Follow Up
Key Container Corporation	24	No	Brian E. Steere	12/21/2020	Follow Up
Kim & Gary's Ice Cream Machine	85	No	Michael McBurney	02/19/2020	Follow Up
Kings Towing & Service Center	60	No	Edward J. Stenovitch	03/05/2020	Initial Inspection

**Inspection History  
Bucklin Point - 2020**

<b>Company Name</b>	<b>Category</b>	<b>Significant</b>	<b>Inspected By</b>	<b>Date</b>	<b>Inspected Type</b>
Kitchen & Counter Top Center of N.E.	42	No	Brian E. Steere	12/15/2020	Follow Up
La Fruta Loca	85	No	Jared Urban	01/23/2020	Initial Inspection
Leedon Webbing Co., Inc.	44	No	Kyle C. Gannon	12/07/2020	Follow Up
LRA Restaurants Inc.	85	No	Jared Urban	01/30/2020	Follow Up
Lucky Chen	85	No	Jared Urban	02/25/2020	Follow Up
Lucky Chen Corp 2	85	No	Jared Urban	02/25/2020	Follow Up
Manville	78	No	Edward J. Stenovitch	12/29/2020	Industrial Area
Maroon Group, LLC.	22	Yes	Edward J. Stenovitch	09/30/2020	Annual
Maroon Group, LLC.	22	Yes	Edward J. Stenovitch	12/14/2020	Follow Up
Maroon Group, LLC.	22	Yes	Edward J. Stenovitch	03/10/2020	Follow Up
Maroon Group, LLC.	22	Yes	N/A	02/11/2020	Sample
Martin Street Industrial Area	78	No	Travis Costa	12/21/2020	Industrial Area
Materion Technical Materials, Inc.	11	Yes	Nathan P. Daggett	07/28/2020	Annual
Materion Technical Materials, Inc.	11	Yes	Nathan P. Daggett	12/08/2020	Follow Up
Materion Technical Materials, Inc.	11	Yes	N/A	01/07/2020	Sample
Meeting Street Mill Complex	78	No	Kyle C. Gannon	12/22/2020	Industrial Area
Middle Central Falls	78	No	Jared Urban	12/30/2020	Industrial Area
Moe's Auto Sales and Service Inc.	60	No	Edward J. Stenovitch	03/05/2020	Initial Inspection
Moshassuck Valley Industrial Hwy	78	No	Brian E. Steere	12/22/2020	Industrial Area
Mr. USA Cleaners	92	No	Travis Costa	02/27/2020	Follow Up
Multi-Wall Packaging a Division of Signode Industrial Group	42	No	Travis Costa	12/18/2020	Follow Up
Murdock Webbing Co., Inc.	23	Yes	Kyle C. Gannon	08/13/2020	Annual
Murdock Webbing Co., Inc.	23	Yes	Kyle C. Gannon	12/07/2020	Follow Up
Murdock Webbing Co., Inc.	23	Yes	N/A	02/03/2020	Sample
Narragansett Park Drive	78	No	Brian E. Steere	12/22/2020	Industrial Area
New Agawam LLC	85	No	Michael McBurney	02/20/2020	Follow Up
New England Paper Tube Co.	24	No	Travis Costa	12/03/2020	Follow Up
New England Way	78	No	Brian E. Steere	11/30/2020	Industrial Area
Newman Avenue	78	No	Nathan P. Daggett	02/24/2020	Industrial Area
Newman Avenue	78	No	Kyle C. Gannon	02/24/2020	Industrial Area
Newport Division Donuts, Inc.	85	No	Jared Urban	03/05/2020	Initial Inspection
North Central Industrial Park	78	No	Michael McBurney	09/23/2020	Industrial Area
North Central Industrial Park	78	No	Edward J. Stenovitch	09/23/2020	Industrial Area
Northeast Knitting, Inc.	23	No	Brian E. Steere	12/15/2020	Follow Up
Northern Central Falls	78	No	Edward J. Stenovitch	12/29/2020	Industrial Area
Northern East Providence	78	No	Michael McBurney	12/07/2020	Industrial Area
Northern East Providence	78	No	Edward J. Stenovitch	12/07/2020	Industrial Area
Organic Dyes and Pigments, LLC.	22	Yes	Edward J. Stenovitch	10/26/2020	Annual
Organic Dyes and Pigments, LLC.	22	Yes	Edward J. Stenovitch	12/14/2020	Follow Up
Organic Dyes and Pigments, LLC.	22	Yes	N/A	02/05/2020	Sample
Original Pizza of Boston	53	No	Edward J. Stenovitch	12/15/2020	Follow Up
Orion Retail	26	No	Caitlyn L. Vallee	12/09/2020	Follow Up
Patriot Textiles, Inc.	23	No	Edward J. Stenovitch	12/14/2020	Follow Up
Pawtucket Ave:Esten Avenue Mill Area	78	No	Anthony Crocenzi	12/11/2020	Industrial Area
Pawtucket Ave:Esten Avenue Mill Area	78	No	Nathan P. Daggett	12/11/2020	Industrial Area
Pawtucket Power Associates	16	Yes	Jared Urban	07/28/2020	Annual
Pawtucket Power Associates	16	Yes	Caitlyn L. Vallee	12/09/2020	Follow Up
Pawtucket Power Associates	16	Yes	N/A	12/09/2020	Sample
Pawtucket Power Associates	16	Yes	N/A	07/20/2020	Sample
Pawtucket Power Associates	16	Yes	N/A	07/16/2020	Sample
Pawtucket Power Associates	16	Yes	N/A	01/06/2020	Sample
PCL Fixtures, Inc.	24	No	Nathan P. Daggett	12/02/2020	Follow Up
Phantom Properties, LLC	85	No	Michael McBurney	02/19/2020	Follow Up
Phoenix Converting Corporation	59	No	Caitlyn L. Vallee	12/21/2020	Follow Up
Piatek Machine Co., Inc.	42	No	Caitlyn L. Vallee	12/21/2020	Follow Up
Poly/Sperse, Corp.	22	No	Travis Costa	11/30/2020	Follow Up
Providence Braid Co., Inc.	44	No	Kyle C. Gannon	12/09/2020	Follow Up
Providence Metallizing Company, Inc.	11	Yes	Edward J. Stenovitch	10/09/2020	Annual
Providence Metallizing Company, Inc.	11	Yes	Edward J. Stenovitch	12/14/2020	Follow Up

**Inspection History  
Bucklin Point - 2020**

<b>Company Name</b>	<b>Category</b>	<b>Significant</b>	<b>Inspected By</b>	<b>Date</b>	<b>Inspected Type</b>
Providence Metallizing Company, Inc.	11	Yes	N/A	08/18/2020	Sample
Pub Ventures	85	No	Kyle C. Gannon	02/24/2020	Follow Up
R & D Manufacturing, Inc.	42	No	Edward J. Stenovitch	12/14/2020	Follow Up
R & D Manufacturing, Inc.	42	No	Edward J. Stenovitch	02/25/2020	Follow Up
Rand Whitney Southeast Container, LLC	24	No	Edward J. Stenovitch	12/14/2020	Follow Up
Rhode Island Donuts LLC	85	No	Michael McBurney	02/19/2020	Follow Up
RI Spirits	34	No	Brian E. Steere	12/03/2020	Follow Up
RIDCO Casting Co.	21	No	Anthony Crocenzi	11/30/2020	Follow Up
RILC Holdings, LLC	71	No	Jared Urban	01/23/2020	Follow Up
Rosco Manufacturing, LLC	42	No	Michael McBurney	12/10/2020	Follow Up
Sarkis Hagopian Enterprises LLC	85	No	Jared Urban	02/25/2020	Follow Up
Schofield Sanitation	80	No	Michael McBurney	02/04/2020	Follow Up
Senior Lifestyle Emerald Bay LP	71	No	Michael McBurney	03/09/2020	Follow Up
Shaydan Inc.	85	No	Jared Urban	01/23/2020	Follow Up
Smug Brewery Co. LLC	34	No	Brian E. Steere	12/15/2020	Follow Up
Sousa's Auto Body	60	No	Edward J. Stenovitch	03/05/2020	Initial Inspection
Southern East Providence	78	No	Michael McBurney	12/07/2020	Industrial Area
Southern East Providence	78	No	Edward J. Stenovitch	12/07/2020	Industrial Area
Spirit Recognition	99	No	Travis Costa	02/19/2020	Follow Up
Stackbin Corporation	11	Yes	Travis Costa	07/23/2020	Annual
Stackbin Corporation	11	Yes	Travis Costa	11/30/2020	Follow Up
Stackbin Corporation	11	Yes	Travis Costa	01/23/2020	Follow Up
Stackbin Corporation	11	Yes	N/A	09/17/2020	Sample
Starsani Pizza	85	No	Michael McBurney	03/09/2020	Follow Up
Stolberger, Inc.	26	No	Kyle C. Gannon	10/28/2020	Special Investigation
Stolberger, Inc.	26	No	Kyle C. Gannon	12/07/2020	Follow Up
Summit Manufacturing Corporation	11	Yes	Nathan P. Daggett	07/13/2020	Annual
Summit Manufacturing Corporation	11	Yes	Nathan P. Daggett	12/08/2020	Follow Up
Summit Manufacturing Corporation	11	Yes	Nathan P. Daggett	02/18/2020	Follow Up
Summit Manufacturing Corporation	11	Yes	N/A	02/24/2020	Sample
Sweetland Foods, Inc.	81	No	Travis Costa	01/28/2020	Follow Up
Swissline Precision, LLC.	42	No	Edward J. Stenovitch	12/18/2020	Follow Up
Tanury Industries	11	Yes	Edward J. Stenovitch	07/29/2020	Annual
Tanury Industries	11	Yes	Edward J. Stenovitch	12/14/2020	Follow Up
Tanury Industries	11	Yes	Edward J. Stenovitch	02/03/2020	Follow Up
Tanury Industries	11	Yes	N/A	02/20/2020	Sample
Tanury Industries PVD, Inc.	11	Yes	Edward J. Stenovitch	02/19/2020	Annual
Tanury Industries PVD, Inc.	11	Yes	Edward J. Stenovitch	12/14/2020	Follow Up
Tedor Pharma Inc.	14	Yes	Nathan P. Daggett	11/10/2020	Annual
Tedor Pharma Inc.	14	Yes	Caitlyn L. Vallee	12/09/2020	Follow Up
Tedor Pharma Inc.	14	Yes	N/A	01/30/2020	Sample
Teknicote, Inc.	71	No	Edward J. Stenovitch	02/25/2020	Follow Up
Teknor Apex - Mendon	37	No	Kerry M. Britt	12/09/2020	Follow Up
Teknor Apex Company	27	Yes	Nathan P. Daggett	10/27/2020	Annual
Teknor Apex Company	27	Yes	Kerry M. Britt	12/09/2020	Follow Up
Teknor Apex Company	27	Yes	N/A	07/28/2020	Sample
Texcel Industries, Inc.	23	No	Caitlyn L. Vallee	12/23/2020	Follow Up
The Evans Findings Company, Inc.	21	No	Anthony Crocenzi	11/30/2020	Follow Up
The Fifth LLC	85	No	Kyle C. Gannon	02/24/2020	Follow Up
The Okonite Company	27	Yes	Edward J. Stenovitch	09/16/2020	Annual
The Okonite Company	27	Yes	N/A	09/01/2020	Sample
The Pantry At Avenue N	60	No	Kyle C. Gannon	02/24/2020	Initial Inspection
Tiffany and Company	15	Yes	Nathan P. Daggett	10/21/2020	Annual
Tiffany and Company	15	Yes	Caitlyn L. Vallee	12/21/2020	Follow Up
Tiffany and Company	15	Yes	N/A	08/27/2020	Sample
Tikal Restaurant	85	No	Brian E. Steere	01/07/2020	Follow Up
TOBG, Inc.	85	No	Jared Urban	02/14/2020	Initial Inspection
Tracey Gear Inc.	42	No	Edward J. Stenovitch	12/14/2020	Follow Up
Trinity Management LLC	85	No	Jared Urban	02/12/2020	Follow Up

**Inspection History  
Bucklin Point - 2020**

<b>Company Name</b>	<b>Category</b>	<b>Significant</b>	<b>Inspected By</b>	<b>Date</b>	<b>Inspected Type</b>
Truex, Inc.	11	Yes	Edward J. Stenovitch	07/09/2020	Annual
Truex, Inc.	11	Yes	Edward J. Stenovitch	12/14/2020	Follow Up
Truex, Inc.	11	Yes	N/A	07/21/2020	Sample
Vicor Corporation	49	No	Edward J. Stenovitch	12/14/2020	Follow Up
Village Pizza Inc.	85	No	Jared Urban	01/30/2020	Follow Up
Village Press	71	No	Michael McBurney	03/16/2020	Follow Up
Visual Creations, Inc.	44	No	Edward J. Stenovitch	12/14/2020	Follow Up
Webster Street	78	No	Jared Urban	03/04/2020	Industrial Area
Webster Street	78	No	Edward J. Stenovitch	03/04/2020	Industrial Area
Western Central Falls	78	No	Anthony Crocenzi	12/09/2020	Industrial Area
Western Central Falls	78	No	Nathan P. Daggett	12/09/2020	Industrial Area
Westminster Pet Products, Inc.	60	No	Nathan Dean	07/21/2020	Initial Inspection
Whittet-Higgins Company	42	No	Brian E. Steere	12/21/2020	Follow Up
Zebra Technologies Corporation	42	No	Caitlyn L. Vallee	12/21/2020	Follow Up
Zodiac Tool & Cutter Grinding, Inc.	60	No	Edward J. Stenovitch	03/05/2020	Initial Inspection

***ATTACHMENT VOLUME II***

***SECTION 4***

***EMERGENCY OR SPECIAL  
INVESTIGATIONS***

***EMERGENCY OR SPECIAL  
INVESTIGATIONS***

***FIELD'S POINT***

## **Emergency of Special Investigations – FIELD’S POINT:**

- 1/3/20 Pretreatment staff responded to a report stating there were sewer odors in a laundromat located on Reservoir Avenue in Providence. Pretreatment staff used a four-gas meter to monitor the atmosphere in the facility and nothing unusual was detected. An inspection of the facility revealed there were stand pipes. The facility was required to permanently cap the stand pipes which will prevent sewer gas from entering the facility.
- 1/10/20 Pretreatment staff responded to a report from the City of Providence Department of Public Works stating a build up of grease was observed in the sewer lines located at Cranston and Messer Streets in Providence. Upstream of the impacted area was inspected. There were eight facilities with the potential to discharge grease laden wastewater located in this area. All eight of the facilities were inspected. Four of the eight were permitted. One of the facilities was in complete compliance as it was properly maintaining its grease removal unit (GRU) and log book. The remaining permitted facilities were in not in compliance with their permits. Two were not maintaining their GRUs but were maintaining their log books. The remaining permitted facility was not maintaining its GRU but did not have a log book. These three facilities were issued Notices of Violation. The other four facilities were not permitted at the time of the investigation. Two of the unpermitted facilities did have GRUs but were not maintaining them. The remaining two unpermitted facilities did not have any grease removal equipment. The four unpermitted facilities were required to apply for permits and install and maintain grease removal equipment.
- 3/26/20 Pretreatment staff responded to report from Field’s Point Operations staff stating water was coming up through the ground next to the #6 final clarifier. It was stated the flow entered the storm water system. The flow did not leave the facility. Operations staff was able to collect the water and discharge it back to the plant for treatment. A sump pump was installed in the storm water system that would pump back to the plant. It was determined that the flow was from a broken city water line. DEM was notified of the incident.
- 4/16/20 Pretreatment staff responded to report from Interceptor Maintenance staff stating a report had be received from a resident of the Town of Johnston stating water was running down Linwood Drive and Hope Court. The report stated the water was coming from a manhole located at 25 Linwood Drive. Pretreatment staff inspected the impacted area. The flow was clear and did not have an odor. The water flowed to a storm water basin on Atwood Avenue. The flow appeared to be from a broken water line. IM staff contacted the Town of Johnston and the Providence Water Supply Board to investigate. The NBC sewer system was not impacted.
- 5/20/20 Pretreatment staff responded to a report from the Department of Environmental Management stating they had received reports of sewage and petroleum odors in the Washington Park Area of Providence. A drive through of the area did not reveal any unusual sewer odors. A petroleum odor was detected on Shipyard Street behind the NBC storage building. An inspection of the building determined that contractors were working on the roof of the building and applying tar.
- 7/9/20 Pretreatment staff responded to a report from Field’s Point Operations staff stating an oil spill was found at the chlorine contact tank. It was determined that a septage hauler had filled a truck from the contact tank on July 8, 2020 as a part of the permitting process. Upon further investigation, it was determined the spilled material was hydraulic fluid. The spilled material did not discharge to the storm water system. Operations staff applied two applications of absorbent material to the area. The used material was shipped offsite for disposal. DEM was contacted to inform them of the spill, cause and steps taken to clean-up the material. Pretreatment staff contacted the hauler to inform the company the truck had an issue with the hydraulic system.



- 7/23/20 Pretreatment staff responded to a report from the Director of Environmental Science & Compliance stating the catch basin grates were coated with liquid tar during the paving of Service Road. On July 22, 2020. The storm drains were inspected and liquid tar was on all five of the grates in the area of the paving. Three of the catch basins contained storm water and it appeared that there was tar on the surface of the water. There were two catch basins located in front of the Administration Building that were dry at the time by the pipes inside the catch basin appeared to have tar on them. The catch basin on Ernest Street had some liquid tar on the grate by the water inside appeared to be normal. NBC Construction staff was notified. Interceptor Maintenance and Construction staff worked with paving contractor to remove the tar on the grates and inside the catch basins.
- 7/24/20 Pretreatment staff responded to a report from Field's Point Operations staff stating the pH of the influent was high. The pH reading from the PI System was 7.86 s.u. at 10:00 am. Two hand-held meters were used to verify the reading. One meter read 8.11 s.u. and the other read 8.46 s.u. At approximately 11:00 am Pretreatment staff collected samples from the Ernest Street and Washington Park pump stations. The pH at Ernest Street was 7.4 s.u. and the pH at Washington Park was 7.2 s.u. At this time the pH at the influent was approximately 6.9 s.u. Pretreatment staff returned to the pump stations at 1:00 pm and the pH at Ernest Street was 7.0 s.u. and the pH at Washington Park was 6.9 s.u. The plant was contacted at 9:45 pm to determine if the high influent pH had impacted the effluent. The supervisor state the effluent pH was normal.
- 8/22/20 Pretreatment staff responded to a report stating a small vacuum truck was observed to be discharging to a catch basin on Allens Avenue in Providence. Pretreatment staff inspected the area. Nothing was observed to been discharged to any of the catch basins in the area., however, an inconsequential spill which may have been grease was observed on the road.
- 11/4/20 Pretreatment staff assisted the DEM conduct a dye test of an auto repair facility located on Harold Street in Providence. The purpose of the dye test was to determine if a floor drain located inside the facility discharged to the sewer or a holding pit. The result of the dye test was they drain discharged to the sewer system. The company was required to install an oil/water separator or permanently seal the drain.
- 12/16/20 Pretreatment staff responded to a report from Interceptor Maintenance staff stating a grease build up was observed in a manhole on Hartford Avenue in Johnston across from Luigi's Restaurant. An inspection of the restaurant was conducted and the grease removal unit was being maintained and operating properly. It was noted the property owner was conducting maintenance on the building lateral pipe. Heavy grease accumulation was noted in the pipe.
- 12/22/20 Pretreatment staff responded to a report from Field's Point Operations staff stating a gate in the Tunnel Screening Building did not open causing flow being pumped from the tunnel to flood the building. The wastewater flowed out of the building to the paved area behind the building and next to the grit tanks. All of the drains in these areal discharge to the headworks of the plant. A hypochlorite solution was applied to the pavement. The storm water system was not impacted. Operations staff notified DEM.

***EMERGENCY OR SPECIAL  
INVESTIGATIONS***

***BUCKLIN POINT***

## **Emergency or Special Investigations - BUCKLIN POINT:**

- 2/5/20 Pretreatment staff responded to a report from Bucklin Point Operations staff stating the pH at the plant in the Blackstone Valley Interceptor (BVI) was low, 3.2 su. Upon arrival a sample from BVI was collected and the pH was 6.45 su. A sample from the East Providence Interceptor (EPI) was collected and the pH was found to be 8.04 su. The treatment plant was not adversely affected.
- 10/28/20 Pretreatment staff responded to a report from Wardwell Braiding Machine Company located in Pawtucket regarding sewer odors at their facility. Upon arrival, a sewage smell was noticeable in a manhole at the rear entrance. No elevated gas levels were detected using the 4-gas meter in the manhole. Pretreatment and IM staff inspected the manhole and two regulators in the area and found the system was operating normally. The source of the odors could not be determined. A company representative was advised to check roof venting as well as other internal connections for issues which could be causing sewer odors to be released into the building. The NBC sewer was not adversely impacted.
- 11/20/20 Pretreatment staff responded to reports from Bucklin Point Operations staff stating the  
& influent at the bar screens contained and smelled like grease. Operations staff collected  
11/25/20 samples on each occasion. The samples were dark in color when shaken. However, the dark color was attributed to solids in the samples. It was determined the unusual influent was from side stream returns located in the plant. The unusual influent did not adversely impact the treatment plant.
- 12/30/20 Pretreatment staff responded to a report from Bucklin Point Operations staff stating the pH of the influent from the Blackstone Valley Interceptor (BVI) was low, approximately 4.2 su. Upon arrival, Pretreatment staff collected a sample from BVI and the pH was within the acceptable range, 6.1 su. Pretreatment staff collected samples from a manhole on School Street, the Seekonk Syphon and on the Moshassuck Valley Interceptor and the pH readings and all fell within the acceptable pH range. Staff returned to the treatment plant and the pH in BVI was normal. The source of the low pH readings could not be determined and the plant was not adversely impacted

***ATTACHMENT VOLUME II***

***SECTION 5***

***COMPLIANCE MONITORING  
RESULTS FOR SIGNIFICANT  
INDUSTRIAL USERS***

***COMPLIANCE MONITORING  
RESULTS FOR SIGNIFICANT  
INDUSTRIAL USERS***

***FIELD'S POINT***

# ***COMPLIANCE MONITORING LEGEND***

## **Parameter Legend**

Cd = Cadmium

Cr = Chromium

Cu = Copper

Pb = Lead

Ni = Nickel

Ag = Silver

Zn = Zinc

CN = Cyanide

BOD = Biochemical Oxygen Demand

TSS = Total Suspended Solids

TTO = Total Toxic Organics

## **Sample Legend**

C = Composite Sample

G = Grab Sample

CDF = Concentrated Discharge Formula

Category # Refers to Users Category Number Specified in Chapter III

**Compliance Monitoring Results for Significant Industrial Users  
Field's Point - 2020**

Company Name	Location	Category	Sample Date	Received Date	NBC Sample	Type	Flow	Volume	CDF	Cd	Cr	Cu	Pb	Ni	Zn	Cn	Ag	BOD	TSS	TTO	Violation
A & F Plating Company	Sample Location #1	11	02/25/2020	04/03/2020	No	C	560		No			0.304		0.176		0.084					No
A & F Plating Company	Sample Location #1	11	04/15/2020	05/27/2020	No	C	600		No	0.01	0.02	0.294	0.02	0.111	0.05	0.201	0.01				No
A & F Plating Company	Sample Location #1	11	06/04/2020	07/28/2020	No	C	710		No			0.213		0.437		0.081					No
A & F Plating Company	Sample Location #1	11	08/18/2020	09/29/2020	No	C	550		No			0.629		0.429		0.372					No
A & F Plating Company	Sample Location #1	11	09/21/2020	09/22/2020	Yes	C	160		No	0.015	0.075	0.179	0.075	0.099	0.06	0.022	0.025				No
A & F Plating Company	Sample Location #1	11	10/27/2020	11/30/2020	No	C	700		No	0.01	0.02	0.895	0.022	0.557	0.159	0.102	0.012				No
A & F Plating Company	Sample Location #1	11	12/22/2020	01/29/2021	No	C	650		No			0.956		0.302		0.248					No
A. Harrison & Company, Inc.	Sample Location #1	22	01/23/2020	02/18/2020	No	G			No											0.025	No
A. Harrison & Company, Inc.	Sample Location #1	22	07/31/2020	08/26/2020	No	G			No											0.041	No
A. Harrison & Company, Inc.	Sample Location #1	22	08/05/2020	09/24/2020	Yes	G		589	No											0.05	No
Alloy Holdings, LLC	Sample Location #1	43	06/16/2020	06/25/2020	No	C	262		No	0.01	0.02	0.02	0.02	0.05	0.05		0.01				No
Alloy Holdings, LLC	Sample Location #1	43	09/21/2020	09/22/2020	Yes	C		1	No	0.015	0.075	0.02	0.075	0.05	1.88		0.025				No
Alloy Holdings, LLC	Sample Location #1	43	10/27/2020	10/28/2020	Yes	C	6662		No	0.015	0.075	0.02	0.075	0.05	0.06		0.025				No
Alloy Holdings, LLC	Sample Location #1	43	10/29/2020	11/09/2020	No	C	2781		No	0.01	0.02	0.02	0.02	0.05	0.066		0.01				No
Alloy Holdings, LLC	Sample Location #2	43	06/16/2020	06/25/2020	No	C	262		No	0.01	0.02	0.02	0.02	0.05			0.01				No
Alloy Holdings, LLC	Sample Location #2	43	10/29/2020	11/09/2020	No	C	278		No	0.01	0.02	0.02	0.02	0.05	0.05		0.01				No
Armbrust International, Ltd.	Sample Location #1	11	01/22/2020	02/07/2020	No	C	1870		No			0.319		0.5	0.5	0.02	0.79				Yes
Armbrust International, Ltd.	Sample Location #1	11	02/04/2020	03/06/2020	No	C	374		No			0.116		0.699	0.207	0.02	0.078				No
Armbrust International, Ltd.	Sample Location #1	11	02/11/2020	03/16/2020	No	C			No								0.106				No
Armbrust International, Ltd.	Sample Location #1	11	02/11/2020	02/12/2020	Yes	C	3219		No	0.015	0.075	0.154	0.075	0.33	0.374	0.011	0.132				No
Armbrust International, Ltd.	Sample Location #1	11	02/18/2020	03/16/2020	No	C			No								0.078				No
Armbrust International, Ltd.	Sample Location #1	11	02/26/2020	03/16/2020	No	C			No								0.035				No
Armbrust International, Ltd.	Sample Location #1	11	03/03/2020	04/01/2020	No	C	2620		No			0.175		0.139	0.278	0.041	0.125				No
Armbrust International, Ltd.	Sample Location #1	11	04/29/2020	05/11/2020	No	C	2917		No	0.01	0.02	0.04	0.02	0.089	0.123	0.032	0.01				No
Armbrust International, Ltd.	Sample Location #1	11	05/13/2020	06/02/2020	No	C	2843		No			0.082		0.085	0.094	0.02	0.04				No
Armbrust International, Ltd.	Sample Location #1	11	06/23/2020	07/06/2020	No	C	4039		No			0.028		0.059	0.072	0.022	0.01				No
Armbrust International, Ltd.	Sample Location #1	11	07/21/2020	08/05/2020	No	C	5011		No			0.028		0.688	0.056	0.02	0.01				No
Armbrust International, Ltd.	Sample Location #1	11	08/04/2020	09/02/2020	No	C	5311		No			0.093		0.198	0.086	0.02	0.022				No
Armbrust International, Ltd.	Sample Location #1	11	09/01/2020	10/06/2020	No	C	5312		No			0.014		0.3	0.056	0.02	0.005				No
Armbrust International, Ltd.	Sample Location #1	11	10/07/2020	11/05/2020	No	C	3216		No	0.01	0.022	0.501	0.02	0.132	0.269	0.02	0.091				No
Armbrust International, Ltd.	Sample Location #1	11	11/03/2020	12/01/2020	No	C	3590		No			0.488		0.157	0.236	0.02	0.257				No
Armbrust International, Ltd.	Sample Location #1	11	12/03/2020	01/08/2021	No	C	2693		No			0.044		0.067	0.126	0.029	0.021				No
Contract Specialties, Inc.	Sample Location #1	11	02/05/2020	02/18/2020	No	C	6448		No			0.087		0.05		0.02					No
Contract Specialties, Inc.	Sample Location #1	11	07/14/2020	07/15/2020	Yes	C	3217		No	0.015	0.075	0.065	0.075	0.05	0.06	0.004	0.025				No
Contract Specialties, Inc.	Sample Location #1	11	08/05/2020	08/25/2020	No	C	6680		No			0.239		0.095		0.02					No
Contract Specialties, Inc.	Sample Location #1	11	10/08/2020	11/04/2020	No	C	6134		No	0.01	0.02	0.488	0.02	0.05	0.053	0.02	0.01				No
DiFruscia Industries, Inc.	Sample Location #1	11	01/28/2020	01/29/2020	Yes	C	9805		No	0.015	0.075	0.153	0.075	0.275	0.343	0.032	0.025				No
DiFruscia Industries, Inc.	Sample Location #1	11	01/28/2020	02/19/2020	No	C	1108		No	0.001	0.035	0.231	0.005	0.299	0.496	0.036	0.008				No
DiFruscia Industries, Inc.	Sample Location #1	11	02/18/2020	03/30/2020	No	C	980		No	0.001	0.113	0.515	0.006	0.782	1.7	0.099	0.002				No
DiFruscia Industries, Inc.	Sample Location #1	11	03/31/2020	04/29/2020	No	C	1601		No	0.001	0.093	0.179	0.007	0.464	1.49	0.004	0.002				No
DiFruscia Industries, Inc.	Sample Location #1	11	04/30/2020	05/29/2020	No	C	966		No	0.002	0.028	0.442	0.005	0.537	1.81	0.004	0.003				No
DiFruscia Industries, Inc.	Sample Location #1	11	05/31/2020	07/27/2020	No	C	1145		No	0.11	0.198	0.705	0.005	0.376	2.09	0.004	0.002				No
DiFruscia Industries, Inc.	Sample Location #1	11	06/30/2020	07/27/2020	No	C	1541		No		0.041	0.124	0.005	0.207	0.814	0.004					No
DiFruscia Industries, Inc.	Sample Location #1	11	07/21/2020	08/17/2020	No	C	823		No	0.001	0.074	0.092	0.005	0.784	0.874	0.012	0.005				No
DiFruscia Industries, Inc.	Sample Location #1	11	08/14/2020	08/27/2020	No	C	816		No							0.004					No
DiFruscia Industries, Inc.	Sample Location #1	11	08/17/2020	08/27/2020	No	C	950		No							0.004					No
DiFruscia Industries, Inc.	Sample Location #1	11	08/21/2020	09/04/2020	No	C	1489		No		0.671	0.68	0.005	0.87	2.77	0.004					Yes
DiFruscia Industries, Inc.	Sample Location #1	11	09/28/2020	10/30/2020	No	C	7860		No		0.239	0.886	0.005	0.449	2.97	0.004					Yes
DiFruscia Industries, Inc.	Sample Location #1	11	10/19/2020	10/20/2020	Yes	C	7260		No	0.015	0.075	0.276	0.075	0.092	0.436	0.017	0.025				No
DiFruscia Industries, Inc.	Sample Location #1	11	10/30/2020	12/10/2020	No	C	7560		No	0.001	0.114	0.127	0.005	0.182	0.61	0.014	0.002				No
DiFruscia Industries, Inc.	Sample Location #1	11	11/13/2020	12/18/2020	No	C	5909		No						0.705						No
DiFruscia Industries, Inc.	Sample Location #1	11	11/20/2020	12/18/2020	No	C	4264		No						0.829						No
DiFruscia Industries, Inc.	Sample Location #1	11	11/27/2020	12/18/2020	No	C	8528		No						0.55						No

**Compliance Monitoring Results for Significant Industrial Users  
Field's Point - 2020**

Company Name	Location	Category	Sample Date	Received Date	NBC Sample	Type	Flow	Volume	CDF	Cd	Cr	Cu	Pb	Ni	Zn	Cn	Ag	BOD	TSS	TTO	Violation
DiFruscia Industries, Inc.	Sample Location #1	11	11/30/2020	12/18/2020	No	C	9730		No	0.001	0.017	0.576	0.003	0.165	0.5	0.011	0.001				No
DiFruscia Industries, Inc.	Sample Location #1	11	12/02/2020	12/24/2020	No	C	3860		No							0.022					No
DiFruscia Industries, Inc.	Sample Location #1	11	12/03/2020	12/18/2020	No	C	5984		No						0.39						No
DiFruscia Industries, Inc.	Sample Location #1	11	12/23/2020	01/28/2021	No	C	8915		No		0.009	0.544	0.005	0.042	0.293	0.012					No
E&M Enterprises, Ltd.	Sample Location #1	11	02/20/2020	03/02/2020	No	G	394		No							0.02					No
E&M Enterprises, Ltd.	Sample Location #1	11	02/20/2020	03/02/2020	No	C	394		No			0.023		0.069	0.05						No
E&M Enterprises, Ltd.	Sample Location #1	11	04/08/2020	05/11/2020	No	C			No	0.01	0.02	0.047	0.02	0.184	0.05	0.02	0.01				No
E&M Enterprises, Ltd.	Sample Location #1	11	06/03/2020	06/15/2020	No	C			No			0.956		1.08	0.05	0.486					No
E&M Enterprises, Ltd.	Sample Location #1	11	08/13/2020	08/14/2020	No	C	443		No			0.132		0.339	0.05	0.02					No
E&M Enterprises, Ltd.	Sample Location #1	11	08/17/2020	08/18/2020	Yes	C	2950		No	0.015	0.075	0.144	0.075	0.175	0.06	0.05	0.025				No
E&M Enterprises, Ltd.	Sample Location #1	11	10/08/2020	12/10/2020	No	C	465		No	0.01	0.02	0.208	0.02	0.258	0.05	0.02	0.066				No
E&M Enterprises, Ltd.	Sample Location #1	11	12/02/2020	12/15/2020	No	C			No			0.223		0.667	0.05	0.02					No
Eagle Laundry Inc.	Sample Location #1	25	03/30/2020	04/23/2020	No	C			No									6	2		No
Eagle Laundry Inc.	Sample Location #1	25	06/24/2020	07/23/2020	No	C			No									22	2		No
Eagle Laundry Inc.	Sample Location #1	25	09/24/2020	09/24/2020	Yes	C		1	No									78.68	16.461		No
Eagle Laundry Inc.	Sample Location #1	25	09/24/2020	10/27/2020	No	C			No									139	16		No
Eagle Laundry Inc.	Sample Location #1	25	12/20/2020	01/20/2021	No	C			No									27	2		No
Electrolizing, Inc.	Sample Location #1	11	02/21/2020	03/09/2020	No	C	7106		No		0.066			0.05	0.354	0.02					No
Electrolizing, Inc.	Sample Location #1	11	04/24/2020	05/08/2020	No	C	10853		No	0.01	0.066	0.02	0.02	0.05	0.248	0.02	0.01				No
Electrolizing, Inc.	Sample Location #1	11	06/25/2020	07/15/2020	No	C	8676		No		0.102			0.05	1.23	0.02					No
Electrolizing, Inc.	Sample Location #1	11	08/04/2020	09/02/2020	Yes	C	4712		No	0.015	0.291	0.11	0.075	0.05	1.065	0.004	0.025				No
Electrolizing, Inc.	Sample Location #1	11	08/28/2020	09/28/2020	No	C	6732		No		0.342			0.05	0.647	0.02					No
Electrolizing, Inc.	Sample Location #1	11	11/06/2020	11/19/2020	No	C	10023		No	0.01	0.179	0.082	0.02	0.05	0.182	0.02	0.01				No
Electrolizing, Inc.	Sample Location #2	11	04/24/2020	05/08/2020	No	G	10835	30	Yes		0.345			0.05	0.211						No
Electrolizing, Inc.	Sample Location #2	11	11/06/2020	11/19/2020	No	G	10023	90	Yes		14.6			0.05	0.164						No
G. Tanury Plating Company	Sample Location #1	11	01/27/2020	02/10/2020	No	C	43332		No			0.095		0.18	0.05	0.02	0.01				No
G. Tanury Plating Company	Sample Location #1	11	02/24/2020	03/11/2020	No	C	44768		No			0.22		0.125	0.05	0.02	0.01				No
G. Tanury Plating Company	Sample Location #1	11	03/23/2020	04/09/2020	No	C	42552		No			0.449		0.363	0.05	0.039	0.01				No
G. Tanury Plating Company	Sample Location #1	11	04/22/2020	05/08/2020	No	C	43945		No	0.01	0.02	0.12	0.02	0.695	0.05	0.02	0.01				No
G. Tanury Plating Company	Sample Location #1	11	05/20/2020	06/05/2020	No	C	44095		No			0.476		0.385	0.05	0.02	0.01				No
G. Tanury Plating Company	Sample Location #1	11	06/19/2020	07/16/2020	No	C	44679		No			0.466		0.252	0.05	0.025	0.01				No
G. Tanury Plating Company	Sample Location #1	11	07/23/2020	08/10/2020	No	C	45965		No			0.247		0.254	0.085	0.02	0.01				No
G. Tanury Plating Company	Sample Location #1	11	08/11/2020	08/12/2020	Yes	C	35381		No	0.015	0.075	0.994	0.129	0.479	0.06	0.109	0.025				No
G. Tanury Plating Company	Sample Location #1	11	08/25/2020	09/08/2020	No	C	44469		No			0.299		0.102	0.05	0.024	0.01				No
G. Tanury Plating Company	Sample Location #1	11	09/23/2020	10/15/2020	No	C	42524		No			0.37		0.217	0.05	0.034	0.01				No
G. Tanury Plating Company	Sample Location #1	11	10/22/2020	11/06/2020	No	C	44693		No	0.01	0.02	0.274	0.02	0.138	0.117	0.023	0.01				No
G. Tanury Plating Company	Sample Location #1	11	11/23/2020	12/11/2020	No	C	44768		No			0.541		0.233	0.05	0.068	0.01				No
G. Tanury Plating Company	Sample Location #1	11	12/21/2020	01/20/2021	No	C	44693		No			0.623		0.855	0.053	0.02	0.01				No
G. Tanury Plating Company	Sample Location #10	11	05/20/2020	06/05/2020	No	G	44095	70	Yes			10	0.356	4.19	6.78						No
G. Tanury Plating Company	Sample Location #11	11	06/19/2020	07/16/2020	No	G	44679	80	Yes			0.02	0.02	0.05	0.05						No
G. Tanury Plating Company	Sample Location #12	11	06/19/2020	07/16/2020	No	G	44679	50	Yes			0.02	0.02	0.05	0.05						No
G. Tanury Plating Company	Sample Location #13	11	07/23/2020	08/10/2020	No	G	45965	70	Yes			0.669	0.04	0.902	0.245						No
G. Tanury Plating Company	Sample Location #14	11	08/25/2020	09/08/2020	No	G	44469	46	Yes			12.6	1.04	4.8	2.38						No
G. Tanury Plating Company	Sample Location #15	11	08/25/2020	09/08/2020	No	G	44469	185	Yes			72.4	2.48	12.4	27.1						No
G. Tanury Plating Company	Sample Location #16	11	09/23/2020	10/15/2020	No	G	42524	70	Yes			6.03	0.051	5.95	0.844						No
G. Tanury Plating Company	Sample Location #17	11	10/22/2020	11/06/2020	No	G	44693	70	Yes			7.64	0.064	1.29	1.35						No
G. Tanury Plating Company	Sample Location #18	11	10/22/2020	11/06/2020	No	G	44693	60	Yes			0.039	0.02	2.87	0.05						No
G. Tanury Plating Company	Sample Location #19	11	11/23/2020	12/11/2020	No	G	44768	25	Yes			142	0.411	24.5	21.4						No
G. Tanury Plating Company	Sample Location #20	11	12/21/2020	01/20/2021	No	G	44693	75	Yes			205	1.04	54.4	23.5						No
G. Tanury Plating Company	Sample Location #21	11	12/21/2020	01/20/2021	No	G	44693	70	Yes			6.61	0.2	0.5	0.846						No
G. Tanury Plating Company	Sample Location #3	11	01/27/2020	02/10/2020	No	G	43332	225	Yes			4.97	0.507	14.5	0.722						No
G. Tanury Plating Company	Sample Location #4	11	02/24/2020	03/11/2020	No	G	44768	60	Yes			32.5	0.2	7.09	0.5						No
G. Tanury Plating Company	Sample Location #5	11	02/24/2020	03/11/2020	No	G	44768	40	Yes			0.237	0.02	2.27	0.203						No



**Compliance Monitoring Results for Significant Industrial Users  
Field's Point - 2020**

Company Name	Location	Category	Sample Date	Received Date	NBC Sample	Type	Flow	Volume	CDF	Cd	Cr	Cu	Pb	Ni	Zn	Cn	Ag	BOD	TSS	TTO	Violation
G. Tanury Plating Company	Sample Location #6	11	03/23/2020	04/09/2020	No	C	42552	185	Yes			7.8	0.04	3.82	2.9						No
G. Tanury Plating Company	Sample Location #7	11	04/22/2020	05/08/2020	No	G	43945	25	Yes			3.45	0.02	1.1	0.052						No
G. Tanury Plating Company	Sample Location #8	11	04/22/2020	05/08/2020	No	G	43945	50	Yes			0.02	0.02	0.069	0.05						No
G. Tanury Plating Company	Sample Location #9	11	05/20/2020	06/05/2020	No	G	44095	70	Yes			0.314	0.2	0.5	0.5						No
Ideal Plating & Polishing Co., Inc.	Sample Location #1	11	01/07/2020	01/08/2020	Yes	C	2919		No	0.015	0.075	0.323	0.075	0.374	0.12	0.009	0.025				No
Ideal Plating & Polishing Co., Inc.	Sample Location #1	11	02/03/2020	02/24/2020	No	C	203		No		0.123	0.363		0.261	0.149	0.02					No
Ideal Plating & Polishing Co., Inc.	Sample Location #1	11	04/22/2020	05/11/2020	No	C	150		No	0.064	0.02	1.13	0.107	1.03	0.792	0.102	0.022				No
Ideal Plating & Polishing Co., Inc.	Sample Location #1	11	06/11/2020	06/25/2020	No	C	2095		No		0.05	0.155		0.161	0.09	0.02					No
Ideal Plating & Polishing Co., Inc.	Sample Location #1	11	08/03/2020	08/17/2020	No	C	187		No		0.054	0.157		0.219	0.079	0.02					No
Ideal Plating & Polishing Co., Inc.	Sample Location #1	11	10/06/2020	10/26/2020	No	C	187		No	0.01	0.252	0.445	0.022	0.4	0.141	0.064	0.021				No
Ideal Plating & Polishing Co., Inc.	Sample Location #1	11	10/28/2020	10/29/2020	Yes	C	1796		No	0.015	0.312	0.396	0.075	0.432	0.199	0.181	0.028				No
Ideal Plating & Polishing Co., Inc.	Sample Location #1	11	12/07/2020	12/28/2020	No	C	1945		No		0.107	0.231		0.261	0.081	0.059					No
Induplate LLC	Sample Location #1	11	01/13/2020	02/27/2020	No	C	38400		No		0.02	0.036		0.099	0.062	0.02					No
Induplate LLC	Sample Location #1	11	02/05/2020	02/06/2020	Yes	C	14033		No	0.015	0.075	0.052	0.075	0.143	0.142	0.004	0.025				No
Induplate LLC	Sample Location #1	11	02/19/2020	03/27/2020	No	C	65026		No		0.02	0.02		0.05	0.05	0.02					No
Induplate LLC	Sample Location #1	11	03/16/2020	04/27/2020	No	C	37800		No		0.02	0.02		0.05	0.05	0.02					No
Induplate LLC	Sample Location #1	11	04/14/2020	05/26/2020	No	C	40025		No	0.01	0.02	0.02	0.02	0.05	0.05	0.024	0.01				No
Induplate LLC	Sample Location #1	11	05/12/2020	06/29/2020	No	C	54429		No		0.02	0.02		0.05	0.05	0.02					No
Induplate LLC	Sample Location #1	11	06/17/2020	07/30/2020	No	C	59712		No		0.071	0.02		0.184	0.05	0.02					No
Induplate LLC	Sample Location #1	11	07/13/2020	08/26/2020	No	C	57809		No		0.02	0.02		0.133	0.053	0.02					No
Induplate LLC	Sample Location #1	11	08/06/2020	09/28/2020	No	C	3765		No		0.02	0.022		0.063	0.05	0.02					No
Induplate LLC	Sample Location #1	11	09/17/2020	10/30/2020	No	C	36600		No		0.039	0.031		0.149	0.108	0.02					No
Induplate LLC	Sample Location #1	11	10/22/2020	11/25/2020	No	C	67560		No	0.01	0.02	0.02	0.02	0.05	0.05	0.02	0.01				No
Induplate LLC	Sample Location #1	11	11/17/2020	12/28/2020	No	C	64921		No		0.069	0.037		0.195	0.121	0.157					No
Induplate LLC	Sample Location #1	11	12/17/2020	01/28/2021	No	C	51463		No		0.02	0.02			0.05	0.114					No
Induplate LLC	Sample Location #2	11	01/13/2020	02/27/2020	No	G	38400	800	Yes		0.054	0.02		0.13	0.15						No
Induplate LLC	Sample Location #2	11	03/16/2020	04/27/2020	No	G	37800	800	Yes		0.076	0.029		0.32	0.05						No
Induplate LLC	Sample Location #2	11	05/12/2020	06/29/2020	No	G	54429	800	Yes		0.134	0.02		0.217	0.228						No
Induplate LLC	Sample Location #2	11	07/13/2020	08/26/2020	No	G	57809	800	Yes		0.034	0.079		0.236	0.053						No
Induplate LLC	Sample Location #2	11	09/17/2020	10/30/2020	No	C	36600	800	Yes		0.06	0.041		0.316	0.098						No
Induplate LLC	Sample Location #2	11	11/17/2020	12/28/2020	No	C	64921	800	Yes		0.02	0.02		0.05	0.05						No
Induplate LLC	Sample Location #3	11	02/19/2020	03/27/2020	No	C	65026	150	Yes							0.02					No
Induplate LLC	Sample Location #3	11	04/14/2020	05/29/2020	No	G	40025	150	Yes							0.02					No
Induplate LLC	Sample Location #3	11	04/14/2020	05/26/2020	No	C	40025	150	Yes							0.02					No
Induplate LLC	Sample Location #3	11	06/17/2020	07/30/2020	No	C	59712	150	Yes							0.02					No
Induplate LLC	Sample Location #3	11	08/06/2020	09/28/2020	No	G	3765	150	Yes							0.02					No
Induplate LLC	Sample Location #3	11	10/22/2020	11/25/2020	No	G	67560	150	Yes							0.02					No
Induplate LLC	Sample Location #3	11	12/17/2020	01/28/2021	No	G	51463	150	Yes							0.02					No
International Chromium Plating Company, Inc.	Sample Location #1	11	02/12/2020	03/30/2020	No	C	1196		No		0.046	0.02		0.059	0.065	0.02					No
International Chromium Plating Company, Inc.	Sample Location #1	11	04/23/2020	05/28/2020	No	C	823		No	0.01	0.187	0.02	0.02	0.083	0.05	0.02	0.01				No
International Chromium Plating Company, Inc.	Sample Location #1	11	06/03/2020	07/30/2020	No	C	247		No		0.02	0.048		0.05	0.059	0.02					No
International Chromium Plating Company, Inc.	Sample Location #1	11	08/11/2020	09/28/2020	No	C	142		No		0.637	0.024		0.252	0.075	0.02					No
International Chromium Plating Company, Inc.	Sample Location #1	11	10/01/2020	10/02/2020	Yes	C	1871		No	0.015	0.261	0.047	0.075	0.134	0.169	0.055	0.025				No
International Chromium Plating Company, Inc.	Sample Location #1	11	10/01/2020	11/25/2020	No	C	1870		No	0.01	0.274	0.025	0.02	0.138	0.167	0.05	0.01				No
International Chromium Plating Company, Inc.	Sample Location #1	11	12/03/2020	01/26/2021	No	C	239		No		0.097	0.02		0.05	0.05	0.02					No
International Chromium Plating Company, Inc.	Sample Location #2	11	06/24/2020	07/30/2020	No	G	248	1500	Yes		0.02	0.035		0.05	0.05	0.02					No
International Chromium Plating Company, Inc.	Sample Location #2	11	08/20/2020	09/28/2020	No	G	135	135	Yes		0.037	0.45		0.065	0.07	0.02					No
International Chromium Plating Company, Inc.	Sample Location #2	11	10/27/2020	11/25/2020	No	G	2697	1500	Yes	0.01	0.255	0.053	0.02	0.05	0.055	0.02	0.01				No
International Chromium Plating Company, Inc.	Sample Location #2	11	12/14/2020	01/26/2021	No	G	104	104	Yes		0.02	0.16		0.186	0.36	0.02					No
International Insignia Corporation	Sample Location #1	11	02/04/2020	02/14/2020	No	C	4419		No			0.326	0.02	0.653		0.02					No
International Insignia Corporation	Sample Location #1	11	03/12/2020	03/13/2020	Yes	C	5090		No	0.015	0.075	0.263	0.075	0.815	0.123	0.004	0.025				No
International Insignia Corporation	Sample Location #1	11	04/07/2020	04/17/2020	No	C	6140		No	0.01	0.02	0.302	0.02	0.909	0.104	0.02	0.01				No
International Insignia Corporation	Sample Location #1	11	06/02/2020	06/11/2020	No	C	6427		No			0.089	0.02	0.781		0.02					No

**Compliance Monitoring Results for Significant Industrial Users  
Field's Point - 2020**

Company Name	Location	Category	Sample Date	Received Date	NBC Sample	Type	Flow	Volume	CDF	Cd	Cr	Cu	Pb	Ni	Zn	Cn	Ag	BOD	TSS	TTO	Violation
International Insignia Corporation	Sample Location #1	11	08/05/2020	08/12/2020	No	C	7261		No			0.104	0.02	0.579		0.02					No
International Insignia Corporation	Sample Location #1	11	10/07/2020	10/28/2020	No	C	6208		No	0.01	0.02	0.163	0.02	0.638	0.067	0.02	0.01				No
International Insignia Corporation	Sample Location #1	11	12/03/2020	12/14/2020	No	C	7181		No			0.072	0.02	0.243		0.02					No
International Insignia Corporation	Sample Location #2	11	02/04/2020	02/14/2020	No	G	4419	75	Yes			50	0.319	12.1	13.8						No
International Insignia Corporation	Sample Location #2	11	06/02/2020	06/11/2020	No	G	6427	150	Yes			0.834	0.084	3.12	1.41						No
International Insignia Corporation	Sample Location #2	11	10/07/2020	10/28/2020	No	G	6208	150	Yes			8.84	0.02	4.18	2.35						No
International Insignia Corporation	Sample Location #3	11	04/07/2020	04/17/2020	No	G	6140	17	Yes			0.833	0.029	14.6	1.26						No
International Insignia Corporation	Sample Location #3	11	10/07/2020	10/28/2020	No	G	6208	15	Yes			0.268	0.022	7.21	0.506						No
Ira Green, Inc.	Sample Location #1	11	01/06/2020	02/18/2020	No	C	23800		No			0.02		0.006		0.01					No
Ira Green, Inc.	Sample Location #1	11	01/20/2020	02/14/2020	No	C	27000		No							0.194					No
Ira Green, Inc.	Sample Location #1	11	01/27/2020	02/14/2020	No	C	30900		No							0.092					No
Ira Green, Inc.	Sample Location #1	11	02/03/2020	02/18/2020	No	C	35400		No							0.01					No
Ira Green, Inc.	Sample Location #1	11	02/05/2020	03/23/2020	No	C	31000		No			0.058		0.011		0.01					No
Ira Green, Inc.	Sample Location #1	11	03/04/2020	04/27/2020	No	C	34200		No			0.302		0.013		0.01					No
Ira Green, Inc.	Sample Location #1	11	04/03/2020	05/29/2020	No	C	31900		No	0.004	0.005	0.02	0.005	0.005	0.094	0.01	0.005				No
Ira Green, Inc.	Sample Location #1	11	05/14/2020	06/25/2020	No	C	26400		No			0.143		0.005		0.01					No
Ira Green, Inc.	Sample Location #1	11	06/16/2020	07/27/2020	No	C	26300		No			0.119		0.01		0.01					No
Ira Green, Inc.	Sample Location #1	11	07/09/2020	08/27/2020	No	C	26100		No			0.526		0.032		0.01					No
Ira Green, Inc.	Sample Location #1	11	08/05/2020	09/28/2020	No	C	28500		No			0.025		0.063		0.01					No
Ira Green, Inc.	Sample Location #1	11	09/09/2020	10/26/2020	No	C	29100		No			0.02		0.013		0.01					No
Ira Green, Inc.	Sample Location #1	11	09/16/2020	09/17/2020	Yes	C	15200		No	0.015	0.075	0.273	0.075	0.05	0.06	0.007	0.036				No
Ira Green, Inc.	Sample Location #1	11	10/20/2020	11/25/2020	No	C	28300		No	0.004	0.005	0.029	0.005	0.006	0.02	0.01	0.005				No
Ira Green, Inc.	Sample Location #1	11	11/02/2020	12/30/2020	No	C	29100		No			0.253		0.017		0.01					No
Ira Green, Inc.	Sample Location #1	11	12/02/2020	01/25/2021	No	C	30500		No			0.038		0.008		0.01					No
Ira Green, Inc.	Sample Location #2	11	01/06/2020	02/18/2020	No	G	23800	800	Yes			0.491	0.005	0.825	5.65						No
Ira Green, Inc.	Sample Location #2	11	03/04/2020	04/27/2020	No	G	34200	800	Yes			1.59	0.005	3.7	2.26						No
Ira Green, Inc.	Sample Location #2	11	05/14/2020	06/25/2020	No	G	26400	800	Yes			3.87	0.005	0.864	19.9						No
Ira Green, Inc.	Sample Location #2	11	07/09/2020	08/27/2020	No	G	26100	800	Yes			0.335	0.005	0.085	0.113						No
Ira Green, Inc.	Sample Location #2	11	09/09/2020	10/26/2020	No	G	29100	800	Yes			1.96	0.05	0.283	1.44						No
Ira Green, Inc.	Sample Location #2	11	11/02/2020	12/30/2020	No	G	29100	800	Yes			0.369	0.05	2.14	16.2						No
Ira Green, Inc.	Sample Location #3	11	02/05/2020	03/23/2020	No	G	31000	400	Yes			0.04									No
Ira Green, Inc.	Sample Location #3	11	04/03/2020	05/29/2020	No	G	31900	400	Yes			0.1									No
Ira Green, Inc.	Sample Location #3	11	06/16/2020	07/27/2020	No	G	26300	400	Yes			0.076									No
Ira Green, Inc.	Sample Location #3	11	08/05/2020	09/28/2020	No	G	28500	400	Yes			0.122									No
Ira Green, Inc.	Sample Location #3	11	10/20/2020	11/25/2020	No	G	28300	400	Yes			0.233									No
Ira Green, Inc.	Sample Location #3	11	12/02/2020	01/25/2021	No	G	30500	400	Yes			0.099									No
Ira Green, Inc.	Sample Location #4	11	01/06/2020	02/18/2020	No	G	23800	300	Yes			0.043	0.005	9.44	6.41						No
Ira Green, Inc.	Sample Location #4	11	03/04/2020	04/27/2020	No	G	34200	300	Yes			1.25	0.025	0.027	0.496						No
Ira Green, Inc.	Sample Location #4	11	05/14/2020	06/25/2020	No	G	36400	300	Yes			0.406	0.005	0.136	0.324						No
Ira Green, Inc.	Sample Location #4	11	07/09/2020	08/27/2020	No	G	26100	300	Yes			1.22	0.025	0.346	6.56						No
Ira Green, Inc.	Sample Location #4	11	09/09/2020	10/26/2020	No	G	29100	300	Yes			0.128	0.005	0.028	0.053						No
Ira Green, Inc.	Sample Location #4	11	11/02/2020	12/30/2020	No	G	29100	300	Yes			0.033	0.005	0.059	0.032						No
Ira Green, Inc.	Sample Location #5	11	02/05/2020	03/23/2020	No	G	31000	300	Yes			0.048	0.006	5.9	10.8						No
Ira Green, Inc.	Sample Location #5	11	04/03/2020	05/29/2020	No	G	31900	300	Yes			0.02	0.005	0.453	0.02						No
Ira Green, Inc.	Sample Location #5	11	06/16/2020	07/27/2020	No	G	26300	300	Yes			1.84	0.01	10	31.6						No
Ira Green, Inc.	Sample Location #5	11	08/05/2020	09/28/2020	No	G	28500	300	Yes			0.441	0.005	23.1	16.2						No
Ira Green, Inc.	Sample Location #5	11	10/20/2020	11/25/2020	No	G	28300	300	Yes			0.2	0.05	4.37	5.07						No
Ira Green, Inc.	Sample Location #5	11	12/02/2020	01/25/2021	No	G	30500	300	Yes			0.189	0.005	5.86	14.7						No
Mahr, Inc.	Sample Location #1	11	01/22/2020	01/23/2020	Yes	C	7934		No	0.015	0.168	0.033	0.075	0.05	0.06	0.004	0.025				No
Mahr, Inc.	Sample Location #1	11	02/10/2020	02/21/2020	No	C	1266		No			0.12	0.048		0.005	0.046					No
Mahr, Inc.	Sample Location #1	11	04/07/2020	04/24/2020	No	C	1386		No	0.004	0.005	0.02	0.005	0.029	0.15	0.01	0.005				No
Mahr, Inc.	Sample Location #1	11	06/17/2020	06/24/2020	No	C	1085		No			0.19	0.078		0.005	0.05					No
Mahr, Inc.	Sample Location #1	11	08/10/2020	08/18/2020	No	C	1025		No			0.265	0.028		0.005	0.022					No

**Compliance Monitoring Results for Significant Industrial Users  
Field's Point - 2020**

Company Name	Location	Category	Sample Date	Received Date	NBC Sample	Type	Flow	Volume	CDF	Cd	Cr	Cu	Pb	Ni	Zn	Cn	Ag	BOD	TSS	TTO	Violation
Mahr, Inc.	Sample Location #1	11	10/08/2020	10/19/2020	No	C	3306		No	0.004	0.124	0.026	0.005	0.005	0.042	0.01	0.005				No
Mahr, Inc.	Sample Location #1	11	11/17/2020	11/18/2020	Yes	C	1205		No	0.015	0.482	0.063	0.075	0.05	0.06	0.004	0.025				No
Mahr, Inc.	Sample Location #1	11	12/07/2020	12/22/2020	No	C	598		No		0.19	0.041		0.005	0.045						No
Manchester Street, LLC	Sample Location #1	27	01/10/2020	02/03/2020	No	C	96320		No			0.02	0.04		0.05						No
Manchester Street, LLC	Sample Location #1	27	02/07/2020	03/02/2020	No	C			No			0.02	0.02		0.05						No
Manchester Street, LLC	Sample Location #1	27	03/26/2020	04/06/2020	No	C	95770		No			0.02	0.02		0.061						No
Manchester Street, LLC	Sample Location #1	27	04/20/2020	05/26/2020	No	C		88020	No	0.01	0.02	0.073	0.02	0.05	0.05		0.01				No
Manchester Street, LLC	Sample Location #1	27	05/26/2020	06/08/2020	No	C	73630		No			0.02	0.02		0.05						No
Manchester Street, LLC	Sample Location #1	27	06/25/2020	07/07/2020	No	C	95920		No			0.02	0.02		0.05						No
Manchester Street, LLC	Sample Location #1	27	07/07/2020	08/06/2020	No	C	96725		No			0.02	0.02		0.05						No
Manchester Street, LLC	Sample Location #1	27	08/27/2020	09/22/2020	No	C	80795		No			0.02	0.02		0.05						No
Manchester Street, LLC	Sample Location #1	27	08/27/2020	08/27/2020	Yes	C		1	No	0.015	0.075	0.02	0.075	0.05	0.06		0.025				No
Manchester Street, LLC	Sample Location #1	27	09/04/2020	10/13/2020	No	C	96240		No			0.02	0.02		0.05						No
Manchester Street, LLC	Sample Location #1	27	10/05/2020	11/13/2020	No	C	96270		No	0.01	0.02	0.02	0.02	0.05	0.05		0.01				No
Manchester Street, LLC	Sample Location #1	27	11/12/2020	12/18/2020	No	C	95495		No			0.02	0.02		0.05						No
Manchester Street, LLC	Sample Location #1	27	12/07/2020	01/05/2021	No	C	95840		No			0.02	0.02		0.05						No
Manchester Street, LLC	Sample Location #2	27	04/20/2020	05/26/2020	No	C	7555		No	0.01	0.71	0.242	0.02	0.131	0.411		0.285				No
Manchester Street, LLC	Sample Location #2	27	10/06/2020	11/13/2020	No	C	851		No	0.01	0.02	0.02	0.02	0.05	0.05		0.01				No
Metallurgical Solutions, Inc.	Sample Location #1	11	01/27/2020	02/10/2020	No	G			No	0.019	0.7	0.246	0.01	0.627	0.095	0.02	0.05				No
Metallurgical Solutions, Inc.	Sample Location #1	11	07/23/2020	07/23/2020	Yes	G		1	No	0.015	0.487	0.142	0.075	0.754	0.06	0.012	0.025				No
Monarch Metal Finishing, Inc.	Sample Location #1	11	01/21/2020	02/27/2020	No	C	17205		No			0.659		0.919	0.05	0.02					No
Monarch Metal Finishing, Inc.	Sample Location #1	11	02/17/2020	03/27/2020	No	C	17204		No			0.797		0.742	0.05	0.509					No
Monarch Metal Finishing, Inc.	Sample Location #1	11	03/13/2020	04/30/2020	No	C	17728		No			0.689		0.313	0.616	0.02					No
Monarch Metal Finishing, Inc.	Sample Location #1	11	04/29/2020	06/01/2020	No	C	16531		No	0.01	0.836	0.488	0.03	0.36	0.652	0.515	0.05				No
Monarch Metal Finishing, Inc.	Sample Location #1	11	05/13/2020	06/29/2020	No	C	16231		No			0.517		0.158	0.25	0.02					No
Monarch Metal Finishing, Inc.	Sample Location #1	11	06/11/2020	07/08/2020	No	C	15708		No			0.788		0.547	0.885	0.02					No
Monarch Metal Finishing, Inc.	Sample Location #1	11	07/15/2020	08/25/2020	No	C	15933		No			0.526		0.671	0.131	0.02					No
Monarch Metal Finishing, Inc.	Sample Location #1	11	08/06/2020	09/02/2020	Yes	C	10397		No	0.015	0.257	0.65	0.088	1.428	0.527	0.004	0.025				No
Monarch Metal Finishing, Inc.	Sample Location #1	11	08/06/2020	09/29/2020	No	C	17727		No	0.01	0.214	0.539	0.02	1.25	0.453	0.02	0.02				No
Monarch Metal Finishing, Inc.	Sample Location #1	11	09/16/2020	10/29/2020	No	C	31118		No			0.464		0.407	0.501	0.02					No
Monarch Metal Finishing, Inc.	Sample Location #1	11	10/22/2020	11/30/2020	No	C	16606		No	0.01	0.141	0.354	0.02	0.657	0.083	0.057	0.01				No
Monarch Metal Finishing, Inc.	Sample Location #1	11	11/18/2020	12/23/2020	No	C	2220		No			0.398		1.06	0.085	0.02					No
Monarch Metal Finishing, Inc.	Sample Location #1	11	12/18/2020	02/01/2021	No	C	16382		No			0.678		0.207	0.05	0.514					No
Monarch Metal Finishing, Inc.	Sample Location #2	11	01/21/2020	02/27/2020	No	G	17205		No												No
Monarch Metal Finishing, Inc.	Sample Location #2	11	07/15/2020	08/25/2020	No	C	15933		No												No
Narragansett Jewelry	Sample Location #1	11	02/20/2020	03/24/2020	No	C	3120		No			0.193		0.05	0.05	0.02					No
Narragansett Jewelry	Sample Location #1	11	04/09/2020	05/15/2020	No	C	5020		No	0.01	0.02	0.056	0.02	0.05	0.05	0.02	0.011				No
Narragansett Jewelry	Sample Location #1	11	06/03/2020	07/01/2020	No	C	5480		No			0.094		0.05	0.05	0.02					No
Narragansett Jewelry	Sample Location #1	11	08/05/2020	09/23/2020	No	C	5150		No			0.124		0.05	0.05	0.148					No
Narragansett Jewelry	Sample Location #1	11	08/31/2020	09/01/2020	Yes	C		1	No	0.015	0.075	0.059	0.075	0.05	0.06	0.005	0.025				No
Narragansett Jewelry	Sample Location #1	11	10/08/2020	11/24/2020	No	C	5150		No	0.01	0.02	0.12	0.02	0.05	0.05	0.02	0.033				No
Narragansett Jewelry	Sample Location #1	11	12/09/2020	01/26/2021	No	C	5160		No			0.072		0.05	0.05	0.02					No
Narragansett Jewelry	Sample Location #3	11	10/08/2020	11/24/2020	No	G			No	0.01	0.02	0.147	0.02	0.05	0.104		0.01				No
Orbit Energy Rhode Island, LLC	Sample Location #1	34	04/08/2020	05/11/2020	No	G		9570	No	0.02	0.25	0.25	0.25	0.25	0.2	0.01	0.25	48	3.3	0.001	No
Orbit Energy Rhode Island, LLC	Sample Location #1	34	08/03/2020	09/17/2020	No	C	20205		No							0.01				0.105	No
Orbit Energy Rhode Island, LLC	Sample Location #1	34	08/03/2020	08/04/2020	Yes	C		1	No									87.24	10		No
Orbit Energy Rhode Island, LLC	Sample Location #1	34	08/04/2020	09/17/2020	No	C	28722		No	0.02	0.25	0.25	0.25	0.25	0.85	0.02	0.25	600	230	0.489	No
Orbit Energy Rhode Island, LLC	Sample Location #1	34	08/05/2020	09/17/2020	No	C	27821		No	0.02	0.25	0.25	0.25	0.25	0.58	0.01	0.25	1600	13	0.391	No
Orbit Energy Rhode Island, LLC	Sample Location #1	34	08/07/2020	09/17/2020	No	C	19577		No	0.002	0.025	0.029	0.025	0.025	0.13	0.01	0.025	2000	18	0.467	No
Orbit Energy Rhode Island, LLC	Sample Location #1	34	08/10/2020	09/17/2020	No	C	15001		No	0.002	0.025	0.061	0.025	0.025	0.15	0.01	0.025	300	190	0.263	No
Orbit Energy Rhode Island, LLC	Sample Location #1	34	08/11/2020	09/17/2020	No	C	20000		No	0.05	0.025	0.025	0.025	0.025	0.065		0.025	190	11		No
Orbit Energy Rhode Island, LLC	Sample Location #1	34	09/24/2020	10/16/2020	No	C	10816		No									57	190		No
Orbit Energy Rhode Island, LLC	Sample Location #1	34	10/08/2020	11/06/2020	No	C	11155		No									28	56		No

**Compliance Monitoring Results for Significant Industrial Users  
Field's Point - 2020**

Company Name	Location	Category	Sample Date	Received Date	NBC Sample	Type	Flow	Volume	CDF	Cd	Cr	Cu	Pb	Ni	Zn	Cn	Ag	BOD	TSS	TTO	Violation
Orbit Energy Rhode Island, LLC	Sample Location #1	34	10/14/2020	10/15/2020	Yes	C		1	No									42.21	2		No
Orbit Energy Rhode Island, LLC	Sample Location #1	34	11/11/2020	12/09/2020	No	C	28382		No									10	21		No
Orbit Energy Rhode Island, LLC	Sample Location #1	34	12/29/2020	01/11/2021	No	C	15332		No									4.7	18		No
Prov. Journal Co. - Production Facility	Sample Location #1	24	03/30/2020	04/10/2020	No	C	12435		No		0.02	0.024	0.02	0.05	0.05						No
Prov. Journal Co. - Production Facility	Sample Location #1	24	05/20/2020	06/04/2020	No	C			No		0.02	0.024	0.04	0.05	0.05						No
Prov. Journal Co. - Production Facility	Sample Location #1	24	07/22/2020	08/03/2020	No	C			No		0.051	0.038	0.02	0.05	0.05						No
Prov. Journal Co. - Production Facility	Sample Location #1	24	09/09/2020	09/10/2020	Yes	C	2545		No	0.015	0.075	0.02	0.075	0.05	0.06		0.025				No
Prov. Journal Co. - Production Facility	Sample Location #1	24	09/25/2020	10/15/2020	No	C			No		0.02	0.02	0.02	0.05	0.05						No
Prov. Journal Co. - Production Facility	Sample Location #1	24	10/26/2020	11/05/2020	No	C	2543		No		0.02	0.02	0.02	0.05	0.05						No
Prov. Journal Co. - Production Facility	Sample Location #1	24	11/03/2020	12/02/2020	No	C	4		No		0.02	0.027	0.02	0.05	0.05						No
Providence Specialty Products, LLC	Sample Location #1	34	01/06/2020	01/21/2020	No	G	28667	400	No									12	5		No
Providence Specialty Products, LLC	Sample Location #1	34	01/07/2020	01/21/2020	No	G	3750		No									41	9		No
Providence Specialty Products, LLC	Sample Location #1	34	01/09/2020	01/21/2020	No	G	26496	400	No									93	25		No
Providence Specialty Products, LLC	Sample Location #1	34	01/10/2020	01/21/2020	No	G	28457	400	No									13	5		No
Providence Specialty Products, LLC	Sample Location #1	34	02/05/2020	02/06/2020	Yes	G		1	No									78.18	15.833		No
Providence Specialty Products, LLC	Sample Location #1	34	04/23/2020	05/20/2020	No	G			No									540	154		Yes
Providence Specialty Products, LLC	Sample Location #1	34	08/26/2020	09/22/2020	No	G			No									121	14		No
Providence Specialty Products, LLC	Sample Location #1	34	10/06/2020	10/07/2020	Yes	G	400		No									12.79	2		No
Providence Specialty Products, LLC	Sample Location #1	34	10/27/2020	11/27/2020	No	G			No									36	14		No
Providence Specialty Products, LLC	Sample Location #2	34	01/06/2020	01/21/2020	No	G	28667		No									24700	712		No
Providence Specialty Products, LLC	Sample Location #2	34	01/07/2020	01/21/2020	No	G	3150		No									31400	3550		Yes
Providence Specialty Products, LLC	Sample Location #2	34	01/09/2020	01/21/2020	No	G	26496		No									22900	1390		Yes
Providence Specialty Products, LLC	Sample Location #2	34	01/10/2020	01/21/2020	No	G	28457		No									24500	1410		Yes
Providence Specialty Products, LLC	Sample Location #2	34	01/27/2020	02/12/2020	No	G			No									22200	1120		Yes
Providence Specialty Products, LLC	Sample Location #2	34	01/28/2020	02/12/2020	No	G			No									28000	1700		Yes
Providence Specialty Products, LLC	Sample Location #2	34	01/29/2020	02/12/2020	No	G			No									19800	1130		Yes
Providence Specialty Products, LLC	Sample Location #2	34	01/30/2020	02/12/2020	No	G			No									3630	244		Yes
Providence Specialty Products, LLC	Sample Location #2	34	04/23/2020	05/20/2020	No	C	111		No									22500	2120		Yes
Providence Specialty Products, LLC	Sample Location #2	34	08/25/2020	09/22/2020	No	G			No									24000	3780		Yes
Providence Specialty Products, LLC	Sample Location #2	34	08/26/2020	09/22/2020	No	G			No									14900	955		Yes
Providence Specialty Products, LLC	Sample Location #2	34	08/27/2020	09/22/2020	No	G			No									20000	664		No
Providence Specialty Products, LLC	Sample Location #2	34	08/28/2020	09/22/2020	No	G			No									19800	655		No
Providence Specialty Products, LLC	Sample Location #2	34	09/08/2020	09/29/2020	No	G			No									8080	1530		No
Providence Specialty Products, LLC	Sample Location #2	34	09/09/2020	09/29/2020	No	G			No									11800	500		No
Providence Specialty Products, LLC	Sample Location #2	34	09/10/2020	09/29/2020	No	G			No									15800	975		No
Providence Specialty Products, LLC	Sample Location #2	34	09/11/2020	09/29/2020	No	G			No									22500	2070		Yes
Providence Specialty Products, LLC	Sample Location #2	34	10/06/2020	10/07/2020	Yes	C	10254		No									24743.29	708		Yes
Providence Specialty Products, LLC	Sample Location #2	34	10/27/2020	11/27/2020	No	G			No									17900	3420		Yes
Providence Specialty Products, LLC	Sample Location #2	34	10/28/2020	11/27/2020	No	G			No									19700	2900		Yes
Providence Specialty Products, LLC	Sample Location #2	34	10/29/2020	11/27/2020	No	G			No									6420	1350		No
Providence Specialty Products, LLC	Sample Location #2	34	10/30/2020	11/27/2020	No	G			No									18800	1340		Yes
Providence Specialty Products, LLC	Sample Location #2	34	12/21/2020	01/13/2021	No	C			No									17700	1610		No
Providence Specialty Products, LLC	Sample Location #2	34	12/22/2020	01/13/2021	No	C			No									16300	2200		No
Providence Specialty Products, LLC	Sample Location #2	34	12/23/2020	01/13/2021	No	C			No									20300	1140		No
Providence Specialty Products, LLC	Sample Location #2	34	12/24/2020	01/13/2021	No	C			No									19500	3960		Yes
Rhode Island Resource Recovery Corp.	Sample Location #1	34	01/15/2020	02/28/2020	No	C	369730		No	0.005	0.171	0.03	0.005	0.06	0.025	0.031	0.005	78	118	0.459	No
Rhode Island Resource Recovery Corp.	Sample Location #1	34	02/12/2020	03/16/2020	No	C	353950		No	0.005	0.066	0.02	0.005	0.028	0.02	0.01	0.005	48	166	0.05	No
Rhode Island Resource Recovery Corp.	Sample Location #1	34	03/04/2020	04/30/2020	No	C	199808		No	0.005	0.12	0.02	0.005	0.053	0.038	0.01	0.005	38	42	0.1	No
Rhode Island Resource Recovery Corp.	Sample Location #1	34	04/16/2020	06/01/2020	No	C	387224		No	0.005	0.107	0.02	0.005	0.05	0.044	0.012	0.005	65	89	0.06	No
Rhode Island Resource Recovery Corp.	Sample Location #1	34	05/29/2020	06/29/2020	No	C	445760		No	0.005	0.106	0.02	0.005	0.046	0.02	0.01	0.005	12	54	0.3	No
Rhode Island Resource Recovery Corp.	Sample Location #1	34	06/26/2020	07/23/2020	No	C	181290		No	0.005	0.106	0.02	0.005	0.051	0.036	0.01	0.005	24	183	0.05	No
Rhode Island Resource Recovery Corp.	Sample Location #1	34	07/08/2020	07/09/2020	Yes	C	243072		No	0.015	0.088	0.02	0.075	0.06	0.06	0.021	0.025	65.32	119	0.05	No
Rhode Island Resource Recovery Corp.	Sample Location #1	34	07/24/2020	08/28/2020	No	C	150020		No	0.005	0.097	0.02	0.005	0.053		0.014	0.005	32	117	0.01	No

**Compliance Monitoring Results for Significant Industrial Users  
Field's Point - 2020**

Company Name	Location	Category	Sample Date	Received Date	NBC Sample	Type	Flow	Volume	CDF	Cd	Cr	Cu	Pb	Ni	Zn	Cn	Ag	BOD	TSS	TTO	Violation
Rhode Island Resource Recovery Corp.	Sample Location #1	34	08/20/2020	09/23/2020	No	C	226730		No	0.005	0.106	0.02	0.005	0.065	0.031	0.01	0.005	34	207	0.05	No
Rhode Island Resource Recovery Corp.	Sample Location #1	34	09/16/2020	10/27/2020	No	C	137210		No	0.005	0.103	0.02	0.005	0.071	0.029	0.013	0.005	38	160	0.01	No
Rhode Island Resource Recovery Corp.	Sample Location #1	34	10/15/2020	11/30/2020	No	C	150860		No	0.005	0.123	0.02	0.005	0.071	0.02	0.016	0.005	22	138	0.01	No
Rhode Island Resource Recovery Corp.	Sample Location #1	34	10/19/2020	12/03/2020	Yes	C	195584		No	0.015	0.1	0.02	0.075	0.071	0.06	0.027	0.025	20.8	33	0.002	No
Rhode Island Resource Recovery Corp.	Sample Location #1	34	11/06/2020	12/22/2020	No	C	253860		No	0.005	0.106	0.02	0.005	0.064	0.02	0.012	0.005	70	61	0.001	No
Rhode Island Resource Recovery Corp.	Sample Location #1	34	12/11/2020	01/26/2021	No	C	455140		No	0.005	0.09	0.02	0.005	0.053	0.026	0.017	0.005	42	54	0.01	No
Surface Coatings, LLC	Sample Location #1	11	01/14/2020	01/15/2020	Yes	C	3144		No	0.015	0.075	0.044	0.075	0.071	0.34	0.004	0.025				No
Surface Coatings, LLC	Sample Location #1	11	02/19/2020	03/10/2020	No	C	4488		No		0.043	0.047		0.05	0.07	0.02					No
Surface Coatings, LLC	Sample Location #1	11	04/14/2020	05/11/2020	No	C	4188		No	0.01	0.127	0.144	0.02	0.213	0.444	0.02	0.01				No
Surface Coatings, LLC	Sample Location #1	11	06/24/2020	07/07/2020	No	C	4488		No		0.032	0.02		0.054	0.143	0.02					No
Surface Coatings, LLC	Sample Location #1	11	08/20/2020	08/28/2020	No	C	3890		No		0.09	0.029		0.063	0.143	0.02					No
Surface Coatings, LLC	Sample Location #1	11	10/14/2020	10/27/2020	No	C	5162		No	0.01	0.341	0.173	0.02	0.742	0.808	0.02	0.01				No
Surface Coatings, LLC	Sample Location #1	11	11/05/2020	11/06/2020	Yes	C	2096		No	0.015	0.202	0.301	0.075	0.154	0.398	0.007	0.025				No
Surface Coatings, LLC	Sample Location #1	11	12/08/2020	12/21/2020	No	C	4488		No		0.02	0.079		0.05	0.05	0.02					No
Surface Coatings, LLC	Sample Location #2	11	04/14/2020	05/11/2020	No	G	4189	50	Yes		0.02	0.831		0.05	0.089						No
Surface Coatings, LLC	Sample Location #2	11	10/14/2020	10/27/2020	No	C	5162	50	Yes		0.02	0.445		0.05	0.095						No
Technodic, Inc.	Sample Location #1	11	02/06/2020	03/24/2020	No	C	8528		No		0.229	0.053		0.05	0.05						No
Technodic, Inc.	Sample Location #1	11	04/06/2020	05/20/2020	No	C	2693		No	0.01	0.277	0.064	0.02	0.068	0.058	0.02	0.01				No
Technodic, Inc.	Sample Location #1	11	06/09/2020	07/17/2020	No	C	9051		No		0.262	0.045		0.05	0.05						No
Technodic, Inc.	Sample Location #1	11	08/05/2020	09/18/2020	No	C	9650		No		0.081	0.037		0.05	0.05						No
Technodic, Inc.	Sample Location #1	11	08/20/2020	08/21/2020	Yes	C	3743		No	0.015	0.14	0.06	0.075	0.05	0.06	0.007	0.025				No
Technodic, Inc.	Sample Location #1	11	10/05/2020	11/13/2020	No	C	815		No	0.01	0.023	0.02	0.02	0.05	0.05	0.02	0.01				No
Technodic, Inc.	Sample Location #1	11	12/01/2020	01/15/2021	No	C		493	No		0.046	0.02		0.05	0.05						No
Technodic, Inc.	Sample Location #2	11	02/06/2020	03/24/2020	No	G	8528	375	Yes		0.02	0.02		0.05	0.05						No
Technodic, Inc.	Sample Location #3	11	04/06/2020	05/20/2020	No	G	2693	100	Yes		0.923	0.02		0.05	0.05						No
Technodic, Inc.	Sample Location #4	11	06/09/2020	07/17/2020	No	G	9051	175	Yes		2.27	0.306		0.5	0.5						No
Technodic, Inc.	Sample Location #5	11	08/05/2020	09/18/2020	No	G	9650	40	Yes		0.201	0.02		0.05	0.05						No
Technodic, Inc.	Sample Location #6	11	10/05/2020	11/13/2020	No	G	375	815	Yes		0.02	0.02		0.05	0.244						No
Tri-Jay Company	Sample Location #1	11	01/07/2020	02/19/2020	No	C	9300		No			0.391		0.454	0.098	0.02	0.055				No
Tri-Jay Company	Sample Location #1	11	02/04/2020	03/30/2020	No	C	9225		No			0.279		0.086	0.089	0.02	0.026				No
Tri-Jay Company	Sample Location #1	11	03/02/2020	04/15/2020	No	C	8625		No			0.771		0.264	0.21	0.02	0.061				No
Tri-Jay Company	Sample Location #1	11	04/01/2020	05/13/2020	No	C	7350		No	0.01	0.02	0.597	0.02	0.618	0.156	0.02	0.063				No
Tri-Jay Company	Sample Location #1	11	05/05/2020	06/02/2020	No	C	4950		No	0.01	0.02	0.365	0.02	0.477	0.212	0.02	0.125				No
Tri-Jay Company	Sample Location #1	11	06/09/2020	07/01/2020	No	C	6675		No			0.499		0.198	0.211	0.024	0.066				No
Tri-Jay Company	Sample Location #1	11	07/01/2020	08/06/2020	No	C	7050		No			0.611		0.441	0.499	0.02	0.032				No
Tri-Jay Company	Sample Location #1	11	08/11/2020	09/15/2020	No	C	11025		No			0.982		1.26	0.271	0.02	0.017				No
Tri-Jay Company	Sample Location #1	11	09/08/2020	10/19/2020	No	C	10875		No			0.32		0.196	0.069	0.02	0.022				No
Tri-Jay Company	Sample Location #1	11	09/15/2020	09/16/2020	Yes	C	5988		No	0.015	0.075	0.78	0.113	1.014	0.26	0.043	0.122				No
Tri-Jay Company	Sample Location #1	11	10/06/2020	11/04/2020	No	C	7500	21	No	0.01	0.02	0.465	0.191	0.596	0.117	0.02	0.052				No
Tri-Jay Company	Sample Location #1	11	11/03/2020	12/01/2020	No	C	7425		No			0.559		0.185	0.109	0.022	0.055				No
Tri-Jay Company	Sample Location #1	11	12/07/2020	01/15/2021	No	C	11325		No			0.486		1.26	0.216	0.02	0.155				No
Tri-Jay Company	Sample Location #10	11	10/06/2020	11/04/2020	No	C	7500	21	Yes			16.2	0.02	0.523	4.82						No
Tri-Jay Company	Sample Location #11	11	11/03/2020	12/01/2020	No	C	7425	19	Yes						0.682						No
Tri-Jay Company	Sample Location #12	11	12/07/2020	01/15/2021	No	G	11325	43	Yes					1.7							No
Tri-Jay Company	Sample Location #2	11	01/07/2020	02/19/2020	No	G	9300	22	Yes			6.23	0.209	0.5	1.28						No
Tri-Jay Company	Sample Location #3	11	02/04/2020	03/30/2020	No	G	9225	33	Yes			5.13	0.07	0.205	2.09						No
Tri-Jay Company	Sample Location #4	11	03/02/2020	04/15/2020	No	G	8625	14	Yes			1.72	0.101	0.688	0.344						No
Tri-Jay Company	Sample Location #5	11	04/01/2020	05/13/2020	No	G	7350	33	Yes			10.6	0.2	1.19	37						No
Tri-Jay Company	Sample Location #6	11	05/05/2020	06/02/2020	No	G	4950	18	Yes			1.23	0.082	0.347	3.74						No
Tri-Jay Company	Sample Location #7	11	07/01/2020	08/06/2020	No	G	7050	70	Yes			10.2	0.117	1.88	3.24						No
Tri-Jay Company	Sample Location #8	11	08/11/2020	09/15/2020	No	G	11025	21	Yes			1.67	0.02	0.05	1.18						No
Tri-Jay Company	Sample Location #9	11	09/08/2020	10/19/2020	No	G	10875	21	Yes			4.01	0.04	0.202	3.75						No
Unique Plating Company	Sample Location #1	11	01/09/2020	01/10/2020	Yes	C	898		No	0.015	0.075	0.084	0.075	0.252	0.06	0.035	0.025				No

**Compliance Monitoring Results for Significant Industrial Users  
Field's Point - 2020**

Company Name	Location	Category	Sample Date	Received Date	NBC Sample	Type	Flow	Volume	CDF	Cd	Cr	Cu	Pb	Ni	Zn	Cn	Ag	BOD	TSS	TTO	Violation	
Unique Plating Company	Sample Location #1	11	02/13/2020	03/04/2020	No	C	1350		No			0.062		0.093		0.02					No	
Unique Plating Company	Sample Location #1	11	04/09/2020	05/22/2020	No	C	750		No	0.01	0.035	0.106	0.02	0.161	0.05	0.02	0.02				No	
Unique Plating Company	Sample Location #1	11	06/24/2020	07/24/2020	No	C	2025		No			0.19		0.308		0.033					No	
Unique Plating Company	Sample Location #1	11	08/06/2020	09/28/2020	No	C	1125		No			0.059		0.053		0.02					No	
Unique Plating Company	Sample Location #1	11	10/19/2020	11/27/2020	No	C	1950		No	0.01	0.02	0.06	0.02	0.139	0.062	0.02	0.01				No	
Unique Plating Company	Sample Location #1	11	10/27/2020	10/28/2020	Yes	C	898		No							0.052					No	
Unique Plating Company	Sample Location #1	11	12/10/2020	01/11/2021	No	C	1300		No	0.01		0.22		0.297							No	
Unique Plating Company	Sample Location #1	11	12/10/2020	01/20/2021	No	C	1575		No	0.01		0.22		0.297		0.02					No	
Unique Plating Company	Sample Location #1	11	12/14/2020	01/11/2021	No	C	1200		No	0.01				0.492							No	
Unique Plating Company	Sample Location #1	11	12/15/2020	01/11/2021	No	C	1300		No	0.01				0.588							No	
Unique Plating Company	Sample Location #1	11	12/16/2020	01/11/2021	No	C	1300		No	0.01				0.231							No	
Univar USA, Inc.	Sample Location #1	22	01/09/2020	01/21/2020	No	G		7800	No							0.01				0.027	No	
Univar USA, Inc.	Sample Location #1	22	02/25/2020	02/25/2020	Yes	C	7819		No	0.015	0.075	0.037	0.134	0.05	0.149	0.016	0.025				No	
Univar USA, Inc.	Sample Location #1	22	04/01/2020	04/22/2020	No	G		7800	No			0.025	0.026	0.025	0.057						0.044	No
Univar USA, Inc.	Sample Location #1	22	07/10/2020	07/28/2020	No	G		7800	No							0.01					0.152	No
Univar USA, Inc.	Sample Location #1	22	10/08/2020	10/27/2020	No	G		7800	No			0.17	0.17	0.21	0.77						0.014	No
Universal Plating Company, Inc.	Sample Location #1	11	02/25/2020	04/24/2020	No	C	1272		No			0.047	0.02	0.05	0.05	0.023	0.01				No	
Universal Plating Company, Inc.	Sample Location #1	11	04/15/2020	06/22/2020	No	C	1122		No	0.01	0.02	0.207	0.02	0.05	0.05	0.021	0.01				No	
Universal Plating Company, Inc.	Sample Location #1	11	06/04/2020	08/21/2020	No	C	1346		No			0.087	0.02	0.05	0.05	0.02	0.01				No	
Universal Plating Company, Inc.	Sample Location #1	11	08/18/2020	10/26/2020	No	C	1197		No			0.059	0.02	0.05	0.05	0.02	0.01				No	
Universal Plating Company, Inc.	Sample Location #1	11	09/14/2020	09/15/2020	Yes	C	1198		No	0.015	0.075	0.154	0.075	0.07	0.06	0.007	0.025				No	
Universal Plating Company, Inc.	Sample Location #1	11	10/27/2020	12/24/2020	No	C	1122		No	0.01	0.02	0.079	0.02	0.05	0.02	0.02	0.01				No	

# ***COMPLIANCE MONITORING LEGEND***

## **Parameter Legend**

O&G = Oil and Grease

TRC = Total Residual Chlorine

N = Nitrogen

TKN = Total Kjeldahl Nitrogen

NH<sub>3</sub> = Ammonia

NO<sub>3</sub>+NO<sub>2</sub> = Nitrate+Nitrite

As = Arsenic

Hg = Mercury

CN = Cyanide

## **Sample Legend**

C = Composite Sample

G = Grab Sample

CDF = Concentrated Discharge Formula

Category # Refers to Users Category Number Specified in Chapter III

**Compliance Monitoring Results for Significant Industrial Users  
Field's Point - 2020**

Company name	Location	Category	Sample Date	Received Date	NBC Sample	Type	Flow	Volume	CDF	Total O&G	Total N	NH3	As	CN-EPA	Hg	NO3+NO2	TRC	TKN	Violation
A & F Plating Company	Sample Location #1	11	09/21/2020	09/22/2020	Yes	C	160				1.05	0.11	0.005			0.1		1.05	No
A. Harrison & Company, Inc.	Sample Location #1	22	01/23/2020	02/18/2020	No	G				26.9									No
A. Harrison & Company, Inc.	Sample Location #1	22	07/31/2020	08/26/2020	No	G				4.7									No
A. Harrison & Company, Inc.	Sample Location #1	22	08/05/2020	09/24/2020	Yes	G		589		5.415	0.536	0.1	0.01			0.1		0.5	No
Alloy Holdings, LLC	Sample Location #1	43	09/21/2020	09/22/2020	Yes	C		1			0.5	0.1	0.005			0.117		0.5	No
Armburst International, Ltd.	Sample Location #1	11	02/11/2020	02/12/2020	Yes	C	3219				27.6	2.02	0.005			0.1		27.6	No
Contract Specialties, Inc.	Sample Location #1	11	07/14/2020	07/15/2020	Yes	C	3217				1.23	0.1	0.005			0.17		1.06	No
DiFruscia Industries, Inc.	Sample Location #1	11	01/28/2020	01/29/2020	Yes	C	9805		N		2.66	0.1	0.005			2.66		0.5	No
DiFruscia Industries, Inc.	Sample Location #2	11	01/28/2020	02/19/2020	No	C	1108		N					0.037					No
DiFruscia Industries, Inc.	Sample Location #2	11	02/18/2020	03/30/2020	No	C	980		N					0.116					No
DiFruscia Industries, Inc.	Sample Location #2	11	03/31/2020	04/29/2020	No	C	1601		N					0.004					No
DiFruscia Industries, Inc.	Sample Location #2	11	04/30/2020	05/29/2020	No	C	966		N					0.004					No
DiFruscia Industries, Inc.	Sample Location #2	11	05/31/2020	07/27/2020	No	C	1145		N					0.004					No
DiFruscia Industries, Inc.	Sample Location #2	11	06/30/2020	07/27/2020	No	C	1541		N					0.004					No
DiFruscia Industries, Inc.	Sample Location #2	11	07/21/2020	08/17/2020	No	C	823		N					0.012					No
DiFruscia Industries, Inc.	Sample Location #2	11	08/14/2020	08/27/2020	No	C	816		N					0.004					No
DiFruscia Industries, Inc.	Sample Location #2	11	08/17/2020	08/27/2020	No	C	950		N					0.004					No
DiFruscia Industries, Inc.	Sample Location #2	11	08/21/2020	09/04/2020	No	C	1489		N					0.004					No
DiFruscia Industries, Inc.	Sample Location #2	11	09/28/2020	10/30/2020	No	C	786		N					0.004					No
DiFruscia Industries, Inc.	Sample Location #2	11	10/30/2020	12/10/2020	No	C	756		N					0.02					No
DiFruscia Industries, Inc.	Sample Location #2	11	11/30/2020	12/18/2020	No	C	973		N					0.004					No
DiFruscia Industries, Inc.	Sample Location #2	11	12/02/2020	12/24/2020	No	C	3860		N					0.021					No
DiFruscia Industries, Inc.	Sample Location #2	11	12/23/2020	01/28/2021	No	C	8915		N					0.013					No
E&M Enterprises, Ltd.	Sample Location #1	11	08/17/2020	08/18/2020	Yes	C	2950				0.5	0.1	0.005			0.165		0.5	No
Eagle Laundry Inc.	Sample Location #1	25	03/30/2020	04/23/2020	No	C				21									No
Eagle Laundry Inc.	Sample Location #1	25	09/24/2020	09/24/2020	Yes	C		1		46.31	3.61	0.159	0.005			0.262		3.35	No
Eagle Laundry Inc.	Sample Location #1	25	09/24/2020	10/27/2020	No	C				42									No
Eagle Laundry Inc.	Sample Location #1	25	12/20/2020	01/20/2021	No	C				16									No
Electrolizing, Inc.	Sample Location #1	11	08/04/2020	09/02/2020	Yes	C	4712				10.8	0.321	0.005			10.8		0.536	No
G. Tanury Plating Company	Sample Location #1	11	08/11/2020	08/12/2020	Yes	C	35381				3.05	0.648	0.005			0.361		2.69	No
G. Tanury Plating Company	Sample Location #2	11	01/27/2020	02/10/2020	No	C	43332							0.02					No
G. Tanury Plating Company	Sample Location #2	11	02/24/2020	03/11/2020	No	C	44768							0.02					No
G. Tanury Plating Company	Sample Location #2	11	03/23/2020	04/09/2020	No	C	42552							0.038					No
G. Tanury Plating Company	Sample Location #2	11	04/22/2020	05/08/2020	No	C	43945							0.02					No
G. Tanury Plating Company	Sample Location #2	11	05/20/2020	06/05/2020	No	C	44095							0.02					No
G. Tanury Plating Company	Sample Location #2	11	06/19/2020	07/16/2020	No	C	44679							0.246					No
G. Tanury Plating Company	Sample Location #2	11	07/23/2020	08/10/2020	No	C	45965							0.02					No
G. Tanury Plating Company	Sample Location #2	11	08/25/2020	09/08/2020	No	C	44469							0.022					No
G. Tanury Plating Company	Sample Location #2	11	09/23/2020	10/15/2020	No	C	42524							0.033					No
G. Tanury Plating Company	Sample Location #2	11	10/22/2020	11/06/2020	No	C	44693							0.02					No
G. Tanury Plating Company	Sample Location #2	11	11/23/2020	12/11/2020	No	C	44768							0.049					No
G. Tanury Plating Company	Sample Location #2	11	12/21/2020	01/20/2021	No	C	44693							0.026					No
Ideal Plating & Polishing Co., Inc.	Sample Location #1	11	01/07/2020	01/08/2020	Yes	C	2919				0.5	0.1	0.005			0.134		0.5	No
Induplate LLC	Sample Location #1	11	02/05/2020	02/06/2020	Yes	C	14033				1.55	0.212	0.005			1.55		0.5	No
International Chromium Plating Company, Inc.	Sample Location #1	11	10/01/2020	10/02/2020	Yes	C	1871				2.32	0.901	0.005			1.05		1.27	No
International Insignia Corporation	Sample Location #1	11	03/12/2020	03/13/2020	Yes	C	5090				2.68	0.401	0.005			0.169		2.51	No
International Insignia Corporation	Sample Location #2	11	02/04/2020	02/14/2020	No	G	4419	75	Y	348									No
International Insignia Corporation	Sample Location #2	11	06/02/2020	06/11/2020	No	G	6427	150	Y	41.4									No
International Insignia Corporation	Sample Location #2	11	10/07/2020	10/28/2020	No	G	6208	150	Y	397									No
Ira Green, Inc.	Sample Location #1	11	09/16/2020	09/17/2020	Yes	C	15200				0.5	0.131	0.005			0.114		0.5	No
Ira Green, Inc.	Sample Location #3	11	02/05/2020	03/23/2020	No	G	31000	400	Y					1.11					No
Ira Green, Inc.	Sample Location #3	11	04/03/2020	05/29/2020	No	G	31900	400	Y					0.46					No
Ira Green, Inc.	Sample Location #3	11	06/16/2020	07/27/2020	No	G	26300	400	Y					0.775					No
Ira Green, Inc.	Sample Location #3	11	08/05/2020	09/28/2020	No	G	28500	400	Y					0.01					No





**Compliance Monitoring Results for Significant Industrial Users  
Field's Point - 2020**

Company name	Location	Category	Sample Date	Received Date	NBC Sample	Type	Flow	Volume	CDF	Total O&G	Total N	NH3	As	CN-EPA	Hg	NO3+NO2	TRC	TKN	Violation
Prov. Journal Co. - Production Facility	Sample Location #1	24	09/09/2020	09/10/2020	Yes	C	2545			346.1	43.5	3.59	0.005			0.1		43.5	Yes
Prov. Journal Co. - Production Facility	Sample Location #1	24	09/25/2020	10/15/2020	No	C				145									Yes
Prov. Journal Co. - Production Facility	Sample Location #1	24	10/26/2020	11/05/2020	No	C	2543			8.26									No
Prov. Journal Co. - Production Facility	Sample Location #1	24	11/03/2020	12/02/2020	No	C	4			5.7									No
Prov. Journal Co. - Production Facility	Sample Location #1	24	11/12/2020	11/27/2020	No	G	4			5.7									No
Prov. Journal Co. - Production Facility	Sample Location #1	24	12/01/2020	01/28/2021	No	G	996			5									No
Providence Specialty Products, LLC	Sample Location #1	34	01/06/2020	01/21/2020	No	G	28667	400	N	7.8									No
Providence Specialty Products, LLC	Sample Location #1	34	01/07/2020	01/21/2020	No	G	3750		N	7.6									No
Providence Specialty Products, LLC	Sample Location #1	34	01/09/2020	01/21/2020	No	G	26496	400	N	5.7									No
Providence Specialty Products, LLC	Sample Location #1	34	01/10/2020	01/21/2020	No	G	28457	400	N	4.8									No
Providence Specialty Products, LLC	Sample Location #1	34	02/05/2020	02/06/2020	Yes	G		1	N	16.59	0.941	0.1				0.1		0.941	No
Providence Specialty Products, LLC	Sample Location #1	34	04/23/2020	05/20/2020	No	G			N	164									Yes
Providence Specialty Products, LLC	Sample Location #1	34	07/31/2020	08/20/2020	No	G		400	N										No
Providence Specialty Products, LLC	Sample Location #1	34	08/26/2020	09/22/2020	No	G			N	23									No
Providence Specialty Products, LLC	Sample Location #1	34	10/06/2020	10/07/2020	Yes	G	400		N	4	0.831	0.1				0.104		0.727	No
Providence Specialty Products, LLC	Sample Location #1	34	10/27/2020	11/27/2020	No	G			N	7.4									No
Providence Specialty Products, LLC	Sample Location #2	34	01/06/2020	01/21/2020	No	G	28667			95.5									No
Providence Specialty Products, LLC	Sample Location #2	34	01/07/2020	01/21/2020	No	G	3150			399									Yes
Providence Specialty Products, LLC	Sample Location #2	34	01/09/2020	01/21/2020	No	G	26496			279									Yes
Providence Specialty Products, LLC	Sample Location #2	34	01/10/2020	01/21/2020	No	G	28457			479									Yes
Providence Specialty Products, LLC	Sample Location #2	34	01/27/2020	02/12/2020	No	G				346									Yes
Providence Specialty Products, LLC	Sample Location #2	34	01/28/2020	02/12/2020	No	G				514									Yes
Providence Specialty Products, LLC	Sample Location #2	34	01/29/2020	02/12/2020	No	G				315									Yes
Providence Specialty Products, LLC	Sample Location #2	34	01/30/2020	02/12/2020	No	G				247									Yes
Providence Specialty Products, LLC	Sample Location #2	34	03/09/2020	03/31/2020	No	C				303									Yes
Providence Specialty Products, LLC	Sample Location #2	34	03/10/2020	03/31/2020	No	C				823									Yes
Providence Specialty Products, LLC	Sample Location #2	34	03/11/2020	03/31/2020	No	C				364									Yes
Providence Specialty Products, LLC	Sample Location #2	34	03/12/2020	03/31/2020	No	C				929									Yes
Providence Specialty Products, LLC	Sample Location #2	34	04/21/2020	05/20/2020	No	G				469									Yes
Providence Specialty Products, LLC	Sample Location #2	34	04/22/2020	05/20/2020	No	G				302									Yes
Providence Specialty Products, LLC	Sample Location #2	34	04/23/2020	05/20/2020	No	C	111			334									Yes
Providence Specialty Products, LLC	Sample Location #2	34	08/25/2020	09/22/2020	No	G				224									Yes
Providence Specialty Products, LLC	Sample Location #2	34	08/26/2020	09/22/2020	No	G				126									Yes
Providence Specialty Products, LLC	Sample Location #2	34	08/27/2020	09/22/2020	No	G				17.9									No
Providence Specialty Products, LLC	Sample Location #2	34	08/28/2020	09/22/2020	No	G				11.1									No
Providence Specialty Products, LLC	Sample Location #2	34	09/08/2020	09/29/2020	No	G				114									No
Providence Specialty Products, LLC	Sample Location #2	34	09/09/2020	09/29/2020	No	G				55.8									No
Providence Specialty Products, LLC	Sample Location #2	34	09/10/2020	09/29/2020	No	G				107									No
Providence Specialty Products, LLC	Sample Location #2	34	09/11/2020	09/29/2020	No	G				148									Yes
Providence Specialty Products, LLC	Sample Location #2	34	10/06/2020	10/07/2020	Yes	C	10254			233.7	330	55.4				0.1		330	Yes
Providence Specialty Products, LLC	Sample Location #2	34	10/27/2020	11/27/2020	No	G				174									Yes
Providence Specialty Products, LLC	Sample Location #2	34	10/28/2020	11/27/2020	No	G				171									Yes
Providence Specialty Products, LLC	Sample Location #2	34	10/29/2020	11/27/2020	No	G				100									No
Providence Specialty Products, LLC	Sample Location #2	34	10/30/2020	11/27/2020	No	G				279									Yes
Providence Specialty Products, LLC	Sample Location #2	34	12/21/2020	01/13/2021	No	C				91.2									No
Providence Specialty Products, LLC	Sample Location #2	34	12/22/2020	01/13/2021	No	C				51.2									No
Providence Specialty Products, LLC	Sample Location #2	34	12/23/2020	01/13/2021	No	C				110									No
Providence Specialty Products, LLC	Sample Location #2	34	12/24/2020	01/13/2021	No	C				329									Yes
Rhode Island Resource Recovery Corp.	Sample Location #1	34	01/15/2020	02/28/2020	No	C	369730			3	146	154	0.24		0	1.07		145	No
Rhode Island Resource Recovery Corp.	Sample Location #1	34	02/12/2020	03/16/2020	No	C	353950			3	260	137	0.1		0	165		95.4	No
Rhode Island Resource Recovery Corp.	Sample Location #1	34	03/04/2020	04/30/2020	No	C	199808			3	245	128	0.19		0	180		65.4	No
Rhode Island Resource Recovery Corp.	Sample Location #1	34	04/16/2020	06/01/2020	No	C	387224			4	141	2.6	0.18		0	114		22.6	No
Rhode Island Resource Recovery Corp.	Sample Location #1	34	05/09/2020	06/29/2020	No	C	335190				68.1	9.7				13.3		54.7	Yes
Rhode Island Resource Recovery Corp.	Sample Location #1	34	05/14/2020	06/29/2020	No	C	372140				35.4	2.3				0.06		35.3	No

**Compliance Monitoring Results for Significant Industrial Users  
Field's Point - 2020**

Company name	Location	Category	Sample Date	Received Date	NBC Sample	Type	Flow	Volume	CDF	Total O&G	Total N	NH3	As	CN-EPA	Hg	NO3+NO2	TRC	TKN	Violation
Rhode Island Resource Recovery Corp.	Sample Location #1	34	05/22/2020	06/29/2020	No	C	429070				41.6	0.2				2.3		39.3	No
Rhode Island Resource Recovery Corp.	Sample Location #1	34	05/29/2020	06/29/2020	No	C	445760			10	39.1	0.3	0.18		0	8.18		30.9	No
Rhode Island Resource Recovery Corp.	Sample Location #1	34	06/05/2020	07/23/2020	No	C	317040				48.6	0.7				0.03		48.6	No
Rhode Island Resource Recovery Corp.	Sample Location #1	34	06/12/2020	07/23/2020	No	C	348420				25.2	0.1				0.6		24.6	No
Rhode Island Resource Recovery Corp.	Sample Location #1	34	06/19/2020	07/23/2020	No	C	322630				29.9	0.2				0.31		29.6	No
Rhode Island Resource Recovery Corp.	Sample Location #1	34	06/26/2020	07/23/2020	No	C	181290			3	27.4	0.2	0.16		0	0.81		26.6	No
Rhode Island Resource Recovery Corp.	Sample Location #1	34	07/01/2020	08/28/2020	No	C	161800				22.6	0.5				0.54		22.1	No
Rhode Island Resource Recovery Corp.	Sample Location #1	34	07/08/2020	07/09/2020	Yes	C	243072			4	37.1	0.927	0.155			4.15		33	No
Rhode Island Resource Recovery Corp.	Sample Location #1	34	07/10/2020	08/28/2020	No	C	236220				31.4	0.4				0.64		30.8	No
Rhode Island Resource Recovery Corp.	Sample Location #1	34	07/16/2020	08/28/2020	No	C	243330				17.6	0.8				0.27		17.3	No
Rhode Island Resource Recovery Corp.	Sample Location #1	34	07/24/2020	08/28/2020	No	C	150020			8	28.2	0.8	0.19		0	2.96		25.2	No
Rhode Island Resource Recovery Corp.	Sample Location #1	34	07/29/2020	08/28/2020	No	C	155640				21	0.5				0.55		20.4	No
Rhode Island Resource Recovery Corp.	Sample Location #1	34	08/07/2020	09/23/2020	No	C	182750				35.2	0.7				7.62		27.6	No
Rhode Island Resource Recovery Corp.	Sample Location #1	34	08/14/2020	09/23/2020	No	C	179060				49.2	0.6				0.03		49.2	No
Rhode Island Resource Recovery Corp.	Sample Location #1	34	08/20/2020	09/23/2020	No	C	226730			4	35	0.5	0.21		0	3.32		31.7	No
Rhode Island Resource Recovery Corp.	Sample Location #1	34	08/26/2020	09/23/2020	No	C	122170				29.7	0.3				1.98		27.7	No
Rhode Island Resource Recovery Corp.	Sample Location #1	34	09/03/2020	10/27/2020	No	C	188930				94.5	0.4				0.2		94.3	No
Rhode Island Resource Recovery Corp.	Sample Location #1	34	09/10/2020	10/27/2020	No	C	171580				31.1	0.7				0.21		30.9	No
Rhode Island Resource Recovery Corp.	Sample Location #1	34	09/16/2020	10/27/2020	No	C	137210			4	37	0.4	0.25		0	6.33		30.7	No
Rhode Island Resource Recovery Corp.	Sample Location #1	34	09/24/2020	10/27/2020	No	C	149470				63.9	0.3				0.52		63.4	No
Rhode Island Resource Recovery Corp.	Sample Location #1	34	10/01/2020	11/30/2020	No	C	109130				25.8	0.4				1.87		23.9	No
Rhode Island Resource Recovery Corp.	Sample Location #1	34	10/09/2020	11/30/2020	No	C	176790				51.2	0.4				0.6		50.6	No
Rhode Island Resource Recovery Corp.	Sample Location #1	34	10/15/2020	11/30/2020	No	C	150860			10	42.3	1.1	0.21		0	0.51		41.8	No
Rhode Island Resource Recovery Corp.	Sample Location #1	34	10/19/2020	12/03/2020	Yes	C	195584			4	27.2	0.308	0.188		0.001	2.75		24.5	No
Rhode Island Resource Recovery Corp.	Sample Location #1	34	10/20/2020	11/30/2020	No	C	143340				29.8	0.2				1.77		28	No
Rhode Island Resource Recovery Corp.	Sample Location #1	34	10/28/2020	11/30/2020	No	C	122020				73.7	2.5				4.06		69.6	No
Rhode Island Resource Recovery Corp.	Sample Location #1	34	11/06/2020	12/22/2020	No	C	253860			4	208	74.7	0.14		0	98		110	No
Rhode Island Resource Recovery Corp.	Sample Location #1	34	12/11/2020	01/26/2021	No	C	455140			5	323	84	0.15		0	247		75.9	No
Rhode Island Resource Recovery Corp.	Sample Location #4	34	07/08/2020	08/05/2020	Yes	G					100	1.47				5.51		94.5	No
Rhode Island Resource Recovery Corp.	Sample Location #4	34	10/19/2020	10/20/2020	Yes	G		1			35	0.267				9.33		25.7	No
Surface Coatings, LLC	Sample Location #1	11	01/14/2020	01/15/2020	Yes	C	3144				1.42	0.202	0.005			1.42		0.5	No
Technodic, Inc.	Sample Location #1	11	08/20/2020	08/21/2020	Yes	C	3743				2.92	0.1	0.005			2.92		0.5	No
Tri-Jay Company	Sample Location #1	11	09/15/2020	09/16/2020	Yes	C	5988				1.67	0.1	0.005			0.99		0.676	No
Tri-Jay Company	Sample Location #13	11	01/07/2020	02/19/2020	No	G	9300	300	N					0.02					No
Tri-Jay Company	Sample Location #13	11	07/01/2020	08/06/2020	No	G	7050	300	N					0.02					No
Unique Plating Company	Sample Location #1	11	01/09/2020	01/10/2020	Yes	C	898				1.77	1	0.005			1.77		0.5	No
Unique Plating Company	Sample Location #2	11	04/09/2020	05/22/2020	No	C	750		N					0.02					No
Unique Plating Company	Sample Location #2	11	10/19/2020	11/27/2020	No	C	1950		N					0.02					No
Univar USA, Inc.	Sample Location #1	22	01/09/2020	01/21/2020	No	G		7800									0.14		No
Univar USA, Inc.	Sample Location #1	22	02/25/2020	02/25/2020	Yes	C	7819				6.38	2.39	0.005		0.005	2.92	0.079	3.46	No
Univar USA, Inc.	Sample Location #1	22	04/01/2020	04/22/2020	No	G		7800							0.001		0.29		No
Univar USA, Inc.	Sample Location #1	22	07/10/2020	07/28/2020	No	G		7800									0.17		No
Univar USA, Inc.	Sample Location #1	22	10/08/2020	10/27/2020	No	G		7800							0.001		0.1		No
Universal Plating Company, Inc.	Sample Location #1	11	09/14/2020	09/15/2020	Yes	C	1198				0.5	0.1	0.005			0.134		0.5	No

***COMPLIANCE MONITORING  
RESULTS FOR SIGNIFICANT  
INDUSTRIAL USERS***

***BUCKLIN POINT***

# ***COMPLIANCE MONITORING LEGEND***

## **Parameter Legend**

Cd = Cadmium

Cr = Chromium

Cu = Copper

Pb = Lead

Ni = Nickel

Ag = Silver

Zn = Zinc

CN = Cyanide

BOD = Biochemical Oxygen Demand

TSS = Total Suspended Solids

TTO = Total Toxic Organics

## **Sample Legend**

C = Composite Sample

G = Grab Sample

CDF = Concentrated Discharge Formula

Category # Refers to Users Category Number Specified in Chapter III

**Compliance Monitoring Results for Significant Industrial Users  
Bucklin Point - 2020**

Company Name	Location	Category	Sample Date	Received Date	NBC Sample	Type	Flow	Volume	CDF	Cd	Cr	Cu	Pb	Ni	Zn	CN	Ag	BOD	TSS	TTO	Violation
9W Halo OpCo L.P.	Sample Location #1	25	2/5/2020	2/20/2020	No	C	49218		No									483	30		No
9W Halo OpCo L.P.	Sample Location #1	25	4/13/2020	6/23/2020	No	C	3142		No									434	52		No
9W Halo OpCo L.P.	Sample Location #1	25	6/4/2020	7/7/2020	No	C	46750		No									477	35		No
9W Halo OpCo L.P.	Sample Location #1	25	8/18/2020	10/30/2020	No	G	38372		No									691	35		No
9W Halo OpCo L.P.	Sample Location #1	25	9/14/2020	9/15/2020	Yes	C	13464		No									717.56	53.75		No
9W Halo OpCo L.P.	Sample Location #1	25	10/8/2020	10/26/2020	No	C	79886		No									364	52		No
9W Halo OpCo L.P.	Sample Location #1	25	12/2/2020	1/11/2021	No	C	72257		No									381	97		No
Accent Plating Company	Sample Location #1	11	2/19/2020	3/17/2020	No	C	2100		No	0.01		0.195		0.161	0.05	0.02					No
Accent Plating Company	Sample Location #1	11	4/27/2020	5/22/2020	No	C	2200		No	0.01	0.02	0.041	0.02	0.05	0.05	0.498	0.01				No
Accent Plating Company	Sample Location #1	11	6/25/2020	7/27/2020	No	C	2100		No	0.01		0.026		0.05	0.05	0.02					No
Accent Plating Company	Sample Location #1	11	8/26/2020	9/17/2020	No	C	2000		No	0.01		0.045		0.05	0.05	0.02					No
Accent Plating Company	Sample Location #1	11	9/17/2020	9/18/2020	Yes	C	2100		No	0.015	0.075	0.09	0.075	0.05	0.06	0.004	0.025				No
Accent Plating Company	Sample Location #1	11	10/28/2020	11/16/2020	No	C	2100		No	0.01	0.02	0.038	0.02	0.05	0.05	0.02	0.01				No
Accent Plating Company	Sample Location #1	11	12/23/2020	1/28/2021	No	C	1700		No	0.01		0.037		0.05	0.243	0.02					No
Aspen Aerogels Rhode Island, LLC	Sample Location #1	27	2/20/2020	3/19/2020	No	C	2159		No									21300		0.1	No
Aspen Aerogels Rhode Island, LLC	Sample Location #1	27	4/20/2020	5/26/2020	No	C	4603		No									9350		0.1	No
Aspen Aerogels Rhode Island, LLC	Sample Location #1	27	6/23/2020	7/23/2020	No	C	4607		No									4790		1.2	No
Aspen Aerogels Rhode Island, LLC	Sample Location #1	27	7/30/2020	9/16/2020	Yes	C	1579		No									3224.23		0.009	No
Aspen Aerogels Rhode Island, LLC	Sample Location #1	27	8/27/2020	9/23/2020	No	C	1583		No									7960		1.5	No
Aspen Aerogels Rhode Island, LLC	Sample Location #1	27	10/29/2020	11/19/2020	No	C	3354		No									19800		0.1	No
Aspen Aerogels Rhode Island, LLC	Sample Location #1	27	12/15/2020	1/20/2021	No	C	1406		No									16800		0.1	No
Aspen Aerogels Rhode Island, LLC	Sample Location #2	27	2/21/2020	3/19/2020	No	G		1800	No									35300	2	3.68	Yes
Aspen Aerogels Rhode Island, LLC	Sample Location #2	27	3/23/2020	4/16/2020	No	G		1800	No											0.25	No
Aspen Aerogels Rhode Island, LLC	Sample Location #2	27	3/24/2020	4/16/2020	No	G		1800	No											0.25	No
Aspen Aerogels Rhode Island, LLC	Sample Location #2	27	3/25/2020	4/16/2020	No	G		1800	No											0.1	No
Aspen Aerogels Rhode Island, LLC	Sample Location #2	27	3/26/2020	4/16/2020	No	G		1800	No											0.1	No
Aspen Aerogels Rhode Island, LLC	Sample Location #2	27	4/20/2020	5/26/2020	No	G		1800	No									29900	2	0.25	No
Aspen Aerogels Rhode Island, LLC	Sample Location #2	27	6/24/2020	7/23/2020	No	G		1800	No									62200	2	1.2	No
Aspen Aerogels Rhode Island, LLC	Sample Location #2	27	7/30/2020	7/30/2020	Yes	G		1	No									39503.33	2	0.03	No
Aspen Aerogels Rhode Island, LLC	Sample Location #2	27	8/27/2020	9/23/2020	No	G		1800	No									52800	2	0.85	No
Aspen Aerogels Rhode Island, LLC	Sample Location #2	27	10/29/2020	11/19/2020	No	G		1800	No									210000	2	0.428	No
Aspen Aerogels Rhode Island, LLC	Sample Location #2	27	12/15/2020	1/20/2021	No	G		1800	No									109000	2	0.5	No
Aspen Aerogels Rhode Island, LLC	Sample Location #3	27	2/21/2020	3/19/2020	No	G		500	No											0.25	No
Aspen Aerogels Rhode Island, LLC	Sample Location #3	27	4/20/2020	5/26/2020	No	G		500	No											0.25	No
Aspen Aerogels Rhode Island, LLC	Sample Location #3	27	6/24/2020	7/23/2020	No	G		500	No											0.01	No
Aspen Aerogels Rhode Island, LLC	Sample Location #3	27	8/27/2020	9/23/2020	No	G		500	No											0.17	No
Aspen Aerogels Rhode Island, LLC	Sample Location #3	27	10/29/2020	11/19/2020	No	G		500	No											0.6	No
Aspen Aerogels Rhode Island, LLC	Sample Location #3	27	12/15/2020	1/20/2021	No	G		500	No											0.5	No
Aspen Aerogels Rhode Island, LLC	Sample Location #4	27	3/18/2020	3/26/2020	No	G		3500	No	0.005	0.004	0.339	0.005	0.037	0.146						No
Aspen Aerogels Rhode Island, LLC	Sample Location #4	27	6/15/2020	6/24/2020	No	G		200	No	0.004	0.005	0.492	0.005	0.005	0.239		0.005				No
Aspen Aerogels Rhode Island, LLC	Sample Location #4	27	12/18/2020	12/22/2020	No	G		1500	No	0.004	0.005	0.153	0.005	0.005	0.234		0.005				No
Aspen Aerogels Rhode Island, LLC	Sample Location #6	27	6/10/2020	6/24/2020	No	G		500	No	0.004	0.005	0.025	0.005	0.005	0.02		0.005				No
Aspen Aerogels Rhode Island, LLC	Sample Location #6	27	10/29/2020	11/4/2020	No	G		2500	No	0.004	0.005	0.056	0.005	0.005	0.02		0.005				No
Aspen Aerogels Rhode Island, LLC	Sample Location #7	27	3/18/2020	3/26/2020	No	G		2500	No	0.004	0.005	0.212	0.158	0.005	0.127		0.005				No
Aspen Aerogels Rhode Island, LLC	Sample Location #7	27	6/10/2020	6/24/2020	No	G		800	No	0.004	0.026	0.042	0.02	0.005	0.021		0.005				No
Aspen Aerogels Rhode Island, LLC	Sample Location #8	27	6/10/2020	6/24/2020	No	G		750	No	0.004	0.005	0.04	0.005	0.005	0.02		0.005				No
Aspen Aerogels Rhode Island, LLC	Sample Location #8	27	12/16/2020	12/23/2020	No	G		1500	No	0.004	0.005	0.02	0.005	0.008	0.02		0.005				No
Aspen Aerogels Rhode Island, LLC	Sample Location #9	27	3/18/2020	3/26/2020	No	G		5000	No	0.004	0.005	0.125	0.037	0.005	0.09		0.005				No
Aspen Aerogels Rhode Island, LLC	Sample Location #9	27	6/15/2020	6/24/2020	No	G		1000	No	0.004	0.005	0.02	0.005	0.005	0.02		0.005				No
Aspen Aerogels Rhode Island, LLC	Sample Location #9	27	11/3/2020	11/9/2020	No	G		500	No	0.004	0.005	0.453	0.005	0.005	0.068		0.005				No
BEST Engineered Surface Technologies, LLC	Sample Location #1	11	1/15/2020	2/18/2020	No	C	1961		No	0.02	0.02	0.02	0.02	0.05	0.08		0.01	0.02			No
BEST Engineered Surface Technologies, LLC	Sample Location #1	11	1/28/2020	1/29/2020	Yes	C	75		No	0.015	0.075	0.02	0.075	0.05	0.06	0.004	0.025				No
BEST Engineered Surface Technologies, LLC	Sample Location #1	11	2/19/2020	3/12/2020	No	G	1811		No				0.025		0.02						No

**Compliance Monitoring Results for Significant Industrial Users  
Bucklin Point - 2020**

Company Name	Location	Category	Sample Date	Received Date	NBC Sample	Type	Flow	Volume	CDF	Cd	Cr	Cu	Pb	Ni	Zn	CN	Ag	BOD	TSS	TTO	Violation	
BEST Engineered Surface Technologies, LLC	Sample Location #1	11	3/19/2020	4/7/2020	No	C	1736		No		0.025	0.025		0.025	0.021						No	
BEST Engineered Surface Technologies, LLC	Sample Location #1	11	4/14/2020	5/4/2020	No	G	1863		No			0.025			0.038							No
BEST Engineered Surface Technologies, LLC	Sample Location #1	11	5/15/2020	6/10/2020	No	C	1825		No		0.025	0.025		0.025	0.02							No
BEST Engineered Surface Technologies, LLC	Sample Location #1	11	6/10/2020	7/6/2020	No	G	1914		No				0.025		0.084							No
BEST Engineered Surface Technologies, LLC	Sample Location #1	11	7/15/2020	8/7/2020	No	G	1773		No				0.025		0.034							No
BEST Engineered Surface Technologies, LLC	Sample Location #1	11	8/12/2020	9/11/2020	No	G	1705		No				0.025		0.047							No
BEST Engineered Surface Technologies, LLC	Sample Location #1	11	9/16/2020	10/9/2020	No	C	1496		No		0.025	0.032		0.077	0.28							No
BEST Engineered Surface Technologies, LLC	Sample Location #1	11	10/28/2020	11/17/2020	No	G		5052	No				0.025		0.061							No
BEST Engineered Surface Technologies, LLC	Sample Location #1	11	11/19/2020	1/8/2021	No	G	26703		No				0.025		0.053							No
BEST Engineered Surface Technologies, LLC	Sample Location #1	11	12/23/2020	2/8/2021	No	G	25202		No				0.025		0.038							No
Bliss Manufacturing Co., Inc.	Sample Location #1	11	1/8/2020	1/9/2020	Yes	C	232		No	0.015	0.075	0.02	0.075	0.05	0.06	0.012	0.025					No
Bliss Manufacturing Co., Inc.	Sample Location #1	11	2/24/2020	3/16/2020	No	C			No			0.385		0.05		0.02	0.179					No
Bliss Manufacturing Co., Inc.	Sample Location #1	11	4/6/2020	5/1/2020	No	C		19	No	0.01	0.02	0.336	0.02	0.05	0.173	0.02	0.039					No
Bliss Manufacturing Co., Inc.	Sample Location #1	11	6/12/2020	7/31/2020	No	C			No			0.221		0.05		0.026	0.14					No
Bliss Manufacturing Co., Inc.	Sample Location #1	11	8/13/2020	9/1/2020	No	C	763		No			0.061		0.05		0.02	0.036					No
Bliss Manufacturing Co., Inc.	Sample Location #1	11	10/29/2020	11/25/2020	No	C	404		No	0.01	0.02	0.127	0.02	0.05	0.089	0.02	0.01					No
Bliss Manufacturing Co., Inc.	Sample Location #1	11	11/12/2020	11/13/2020	Yes	C	277		No	0.015	0.075	0.023	0.075	0.05	0.078	0.01	0.025					No
Bliss Manufacturing Co., Inc.	Sample Location #1	11	12/30/2020	1/19/2021	No	C	2558		No			0.024		0.05		0.02	0.069					No
Chemart Company	Sample Location #1	11	1/6/2020	2/4/2020	No	C	14929		No		0.02	0.681		0.248	0.136	0.346						No
Chemart Company	Sample Location #1	11	1/8/2020	1/9/2020	Yes	C	12431		No	0.015	0.075	29.22	0.075	1.343	0.302	0.009	0.025					Yes
Chemart Company	Sample Location #1	11	1/27/2020	2/4/2020	No	C	17833		No			0.118										No
Chemart Company	Sample Location #1	11	1/30/2020	2/12/2020	No	C	19726		No			0.133										No
Chemart Company	Sample Location #1	11	2/12/2020	2/20/2020	No	C	19223		No			1.33										Yes
Chemart Company	Sample Location #1	11	2/12/2020	3/4/2020	No	C	17944		No		0.02	0.846		0.109	0.518	0.02						No
Chemart Company	Sample Location #1	11	2/14/2020	2/25/2020	No	C	18946		No			0.222										No
Chemart Company	Sample Location #1	11	2/26/2020	3/4/2020	No	C	18853		No			0.083										No
Chemart Company	Sample Location #1	11	3/3/2020	3/4/2020	Yes	C		1	No	0.015	0.075	0.095	0.075	0.105	0.06	0.06	0.025					No
Chemart Company	Sample Location #1	11	3/4/2020	3/17/2020	No	C	17927		No			0.325										No
Chemart Company	Sample Location #1	11	3/11/2020	4/10/2020	No	C	18801		No		0.02	0.088		0.101	0.05	0.134						No
Chemart Company	Sample Location #1	11	4/14/2020	5/7/2020	No	C	15978		No	0.05	0.02	0.067	0.02		0.223	0.038	0.01					No
Chemart Company	Sample Location #1	11	5/19/2020	6/16/2020	No	C	16790		No		0.02	0.218		0.232	0.069	0.235						No
Chemart Company	Sample Location #1	11	6/15/2020	7/23/2020	No	C	20207		No		0.02	0.184		0.072	0.13	0.027						No
Chemart Company	Sample Location #1	11	7/13/2020	8/17/2020	No	C	19410		No		0.02	0.07		0.174	0.132	0.106						No
Chemart Company	Sample Location #1	11	8/27/2020	9/17/2020	No	C	18782		No		0.02	0.098		1.29	0.065	0.03						No
Chemart Company	Sample Location #1	11	9/11/2020	10/19/2020	No	C	17209		No		0.02	0.131		1.36	0.05							No
Chemart Company	Sample Location #1	11	10/21/2020	10/27/2020	No	G	26038		No							0.02						No
Chemart Company	Sample Location #1	11	10/26/2020	11/24/2020	No	C	25803		No	0.01	0.02	0.378	0.02	0.423	0.465	0.02	0.01					No
Chemart Company	Sample Location #1	11	12/14/2020	12/22/2020	No	C	23843		No		0.02	0.058		0.082	0.288	0.02						No
Chemart Company	Sample Location #1	11	12/29/2020	1/26/2021	No	C	18252		No		0.02	0.038		0.05	0.277	0.02						No
Cintas Corporation	Sample Location #1	25	1/20/2020	2/14/2020	No	C	15808		No			0.084	0.023		0.475	0.02		352	64	0.026		No
Cintas Corporation	Sample Location #1	25	2/17/2020	3/6/2020	No	C	73961		No			0.098	0.103		0.787			175	44	0.014		No
Cintas Corporation	Sample Location #1	25	3/17/2020	4/6/2020	No	C	1329358		No			0.058	0.027		0.28	0.02		186	18	0.01		No
Cintas Corporation	Sample Location #1	25	4/20/2020	5/7/2020	No	C	17987		No	0.01	0.02	0.085	0.047	0.05	0.338	0.02	0.018	141	43	0.105		No
Cintas Corporation	Sample Location #1	25	5/19/2020	6/2/2020	No	C	15003		No			0.049	0.02		0.457	0.024		117	60	0.001		No
Cintas Corporation	Sample Location #1	25	6/15/2020	7/9/2020	No	C	17160		No			0.026	0.027		0.758	0.02		222	78	0.012		No
Cintas Corporation	Sample Location #1	25	7/20/2020	8/4/2020	No	C			No			0.065	0.055		0.925	0.02		350	186	0.015		No
Cintas Corporation	Sample Location #1	25	8/10/2020	9/8/2020	No	C	15125		No			0.107	0.024		0.588	0.02		371	140			No
Cintas Corporation	Sample Location #1	25	9/8/2020	12/2/2020	Yes	C	92882		No	0.015	0.075	0.08	0.075	0.055	0.58	0.008	0.025	248.49	31	0.005		No
Cintas Corporation	Sample Location #1	25	9/24/2020	10/19/2020	No	C	527843		No			0.049	0.029		0.565	0.02		535	52	0.109		No
Cintas Corporation	Sample Location #1	25	9/28/2020	10/8/2020	No	G	19730		No													No
Cintas Corporation	Sample Location #1	25	10/5/2020	10/26/2020	No	C	17769		No			0.047	0.029		0.32	0.02		589	68	0.011		No
Cintas Corporation	Sample Location #1	25	11/18/2020	12/21/2020	No	C	573030		No			0.093	0.027		0.359	0.698		406	84	0.011		No
Cintas Corporation	Sample Location #1	25	12/21/2020	1/19/2021	No	C	512319		No			0.108	0.022		0.425	0.02		319	60	0.084		No

**Compliance Monitoring Results for Significant Industrial Users  
Bucklin Point - 2020**

Company Name	Location	Category	Sample Date	Received Date	NBC Sample	Type	Flow	Volume	CDF	Cd	Cr	Cu	Pb	Ni	Zn	CN	Ag	BOD	TSS	TTO	Violation
Denison Acquisition Company, LLC	Sample Location #1	14	1/17/2020	2/5/2020	No	G		759	No			0.025			0.13			470	3.7	0.433	No
Denison Acquisition Company, LLC	Sample Location #1	14	1/30/2020	1/31/2020	Yes	G		1	No	0.015	0.075	0.02	0.075	0.05	0.115		0.025	189.36	9.4	1.4	No
Denison Acquisition Company, LLC	Sample Location #1	14	4/16/2020	5/7/2020	No	G	507	507	No			0.025			0.051			130	7.3	0.022	No
Denison Acquisition Company, LLC	Sample Location #1	14	7/13/2020	8/21/2020	No	G	789	789	No			0.029			0.1			340	19	0.384	No
Denison Acquisition Company, LLC	Sample Location #1	14	10/9/2020	11/13/2020	No	G	548	548	No			0.025			0.051			81	2	0.426	No
Ecological Fibers, Inc.	Sample Location #1	24	1/9/2020	1/23/2020	No	C	4590		No		0.005	0.054			1.59			478	2		No
Ecological Fibers, Inc.	Sample Location #1	24	1/14/2020	1/23/2020	No	C	5577		No						7.744						Yes
Ecological Fibers, Inc.	Sample Location #1	24	1/14/2020	2/4/2020	Yes	C	1100		No	0.015	0.075	0.039	0.075	0.171	7.518		0.025	533.48	8.636	0.25	Yes
Ecological Fibers, Inc.	Sample Location #1	24	1/23/2020	2/6/2020	No	C	2783		No						0.81						No
Ecological Fibers, Inc.	Sample Location #1	24	1/24/2020	2/6/2020	No	C	3086		No						1.04						No
Ecological Fibers, Inc.	Sample Location #1	24	1/27/2020	2/6/2020	No	C	5134		No						0.985						No
Ecological Fibers, Inc.	Sample Location #1	24	1/28/2020	2/6/2020	No	C	3315		No						1.65						No
Ecological Fibers, Inc.	Sample Location #1	24	1/29/2020	2/11/2020	No	C	4755		No						1.66						No
Ecological Fibers, Inc.	Sample Location #1	24	1/30/2020	2/11/2020	No	C	2440		No						1.55						No
Ecological Fibers, Inc.	Sample Location #1	24	1/31/2020	2/11/2020	No	C	1805		No						1.48						No
Ecological Fibers, Inc.	Sample Location #1	24	4/6/2020	4/16/2020	No	C	2442		No		0.022	0.388			2.29			568	3	0.001	Yes
Ecological Fibers, Inc.	Sample Location #1	24	4/16/2020	4/30/2020	No	C	3240		No						2.47						Yes
Ecological Fibers, Inc.	Sample Location #1	24	4/17/2020	4/30/2020	No	C	1795		No						1.43						No
Ecological Fibers, Inc.	Sample Location #1	24	4/20/2020	4/30/2020	No	C	1805		No						1.5						No
Ecological Fibers, Inc.	Sample Location #1	24	4/21/2020	4/30/2020	No	C	3010		No						3.32						Yes
Ecological Fibers, Inc.	Sample Location #1	24	4/30/2020	5/14/2020	No	C	1285		No						4.32						Yes
Ecological Fibers, Inc.	Sample Location #1	24	5/1/2020	5/14/2020	No	C	1015		No						4.3						Yes
Ecological Fibers, Inc.	Sample Location #1	24	5/4/2020	5/14/2020	No	C	1995		No						0.862						No
Ecological Fibers, Inc.	Sample Location #1	24	5/5/2020	5/14/2020	No	C	3170		No						4.52						Yes
Ecological Fibers, Inc.	Sample Location #1	24	5/13/2020	5/27/2020	No	C	1820		No						2.78						Yes
Ecological Fibers, Inc.	Sample Location #1	24	5/14/2020	5/27/2020	No	C	2760		No						3.58						Yes
Ecological Fibers, Inc.	Sample Location #1	24	5/15/2020	5/27/2020	No	C	1810		No						3.08						Yes
Ecological Fibers, Inc.	Sample Location #1	24	5/18/2020	5/27/2020	No	C	2230		No						3.71						Yes
Ecological Fibers, Inc.	Sample Location #1	24	5/26/2020	6/25/2020	No	C	1600		No						0.425						No
Ecological Fibers, Inc.	Sample Location #1	24	5/27/2020	6/25/2020	No	C	1225		No						1.31						No
Ecological Fibers, Inc.	Sample Location #1	24	5/28/2020	6/25/2020	No	C	2575		No						3.44						Yes
Ecological Fibers, Inc.	Sample Location #1	24	5/29/2020	6/25/2020	No	C	1280		No						2						Yes
Ecological Fibers, Inc.	Sample Location #1	24	6/9/2020	6/19/2020	No	C	2370		No						5.77						Yes
Ecological Fibers, Inc.	Sample Location #1	24	6/10/2020	6/19/2020	No	C	2670		No						5.78						Yes
Ecological Fibers, Inc.	Sample Location #1	24	6/11/2020	6/19/2020	No	C	2270		No						2.83						Yes
Ecological Fibers, Inc.	Sample Location #1	24	6/12/2020	6/19/2020	No	C	970		No						6.99						Yes
Ecological Fibers, Inc.	Sample Location #1	24	6/22/2020	7/9/2020	No	C	2000		No						15.7						Yes
Ecological Fibers, Inc.	Sample Location #1	24	6/23/2020	7/9/2020	No	C	2440		No						8.83						Yes
Ecological Fibers, Inc.	Sample Location #1	24	6/24/2020	7/9/2020	No	C	2180		No						6.62						Yes
Ecological Fibers, Inc.	Sample Location #1	24	6/25/2020	7/9/2020	No	C	2250		No						3.1						Yes
Ecological Fibers, Inc.	Sample Location #1	24	7/6/2020	7/17/2020	No	C	1150		No						0.87						No
Ecological Fibers, Inc.	Sample Location #1	24	7/7/2020	7/17/2020	No	C	1400		No						9.09						Yes
Ecological Fibers, Inc.	Sample Location #1	24	7/8/2020	7/17/2020	No	C	2750		No						14.4						Yes
Ecological Fibers, Inc.	Sample Location #1	24	7/9/2020	7/17/2020	No	C	2310		No						16.5						Yes
Ecological Fibers, Inc.	Sample Location #1	24	7/13/2020	7/21/2020	No	C	1050		No		0.005	0.115			7.77			531	44	0.001	Yes
Ecological Fibers, Inc.	Sample Location #1	24	7/20/2020	8/4/2020	No	C	3260		No						5.81						Yes
Ecological Fibers, Inc.	Sample Location #1	24	7/21/2020	8/4/2020	No	C	3420		No						6.11						Yes
Ecological Fibers, Inc.	Sample Location #1	24	7/22/2020	8/4/2020	No	C	2510		No						5.5						Yes
Ecological Fibers, Inc.	Sample Location #1	24	7/23/2020	8/4/2020	No	C	2570		No						5.94						Yes
Ecological Fibers, Inc.	Sample Location #1	24	8/4/2020	8/18/2020	No	C	2240		No						10						Yes
Ecological Fibers, Inc.	Sample Location #1	24	8/5/2020	8/18/2020	No	C	2200		No						14						Yes
Ecological Fibers, Inc.	Sample Location #1	24	8/6/2020	8/18/2020	No	C	2561		No						11						Yes
Ecological Fibers, Inc.	Sample Location #1	24	8/17/2020	8/31/2020	No	C	3470		No						2.9						Yes



**Compliance Monitoring Results for Significant Industrial Users  
Bucklin Point - 2020**

Company Name	Location	Category	Sample Date	Received Date	NBC Sample	Type	Flow	Volume	CDF	Cd	Cr	Cu	Pb	Ni	Zn	CN	Ag	BOD	TSS	TTO	Violation
Ecological Fibers, Inc.	Sample Location #1	24	8/18/2020	8/31/2020	No	C	2089		No						1.1						No
Ecological Fibers, Inc.	Sample Location #1	24	8/19/2020	8/31/2020	No	C	2310		No						3.8						Yes
Ecological Fibers, Inc.	Sample Location #1	24	8/20/2020	8/31/2020	No	C	1080		No						2						Yes
Ecological Fibers, Inc.	Sample Location #1	24	8/24/2020	9/11/2020	No	C	2240		No						3.2						Yes
Ecological Fibers, Inc.	Sample Location #1	24	8/25/2020	9/11/2020	No	C	1390		No						2						Yes
Ecological Fibers, Inc.	Sample Location #1	24	8/26/2020	9/11/2020	No	C	2270		No						0.75						No
Ecological Fibers, Inc.	Sample Location #1	24	8/27/2020	9/11/2020	No	C	1900		No						2.4						Yes
Ecological Fibers, Inc.	Sample Location #1	24	8/31/2020	9/17/2020	No	C	926		No						3.2						Yes
Ecological Fibers, Inc.	Sample Location #1	24	9/1/2020	9/17/2020	No	C	936		No						1.8						Yes
Ecological Fibers, Inc.	Sample Location #1	24	9/2/2020	9/17/2020	No	C	700		No						1.7						Yes
Ecological Fibers, Inc.	Sample Location #1	24	9/3/2020	9/17/2020	No	C	653		No						2.9						Yes
Ecological Fibers, Inc.	Sample Location #1	24	9/9/2020	9/23/2020	No	C	1270		No						4						Yes
Ecological Fibers, Inc.	Sample Location #1	24	9/10/2020	9/23/2020	No	C	1460		No						2.6						Yes
Ecological Fibers, Inc.	Sample Location #1	24	9/11/2020	9/23/2020	No	C	1120		No						3.9						Yes
Ecological Fibers, Inc.	Sample Location #1	24	9/14/2020	9/30/2020	No	C	2170		No						2.5						Yes
Ecological Fibers, Inc.	Sample Location #1	24	9/15/2020	9/30/2020	No	C	1900		No						3.6						Yes
Ecological Fibers, Inc.	Sample Location #1	24	9/16/2020	9/30/2020	No	C	1890		No						4.2						Yes
Ecological Fibers, Inc.	Sample Location #1	24	9/17/2020	9/30/2020	No	C	2540		No						4						Yes
Ecological Fibers, Inc.	Sample Location #1	24	9/21/2020	10/6/2020	No	C	2880		No						2.2						Yes
Ecological Fibers, Inc.	Sample Location #1	24	9/22/2020	10/6/2020	No	C			No						2.4						Yes
Ecological Fibers, Inc.	Sample Location #1	24	9/22/2020	9/22/2020	Yes	C			No	0.015	0.075	0.02	0.075	0.097			0.025	612.3	6.6	0.005	No
Ecological Fibers, Inc.	Sample Location #1	24	9/23/2020	10/6/2020	No	C			No						3.1						Yes
Ecological Fibers, Inc.	Sample Location #1	24	9/24/2020	10/6/2020	No	C			No						3.4						Yes
Ecological Fibers, Inc.	Sample Location #1	24	9/28/2020	10/16/2020	No	G	2160		No						2.4						Yes
Ecological Fibers, Inc.	Sample Location #1	24	9/29/2020	10/16/2020	No	G	2330		No						6.2						Yes
Ecological Fibers, Inc.	Sample Location #1	24	9/30/2020	10/16/2020	No	G	2210		No						4.4						Yes
Ecological Fibers, Inc.	Sample Location #1	24	10/5/2020	10/19/2020	No	C	2760		No		0.025	0.025			1.7		300	8.7			Yes
Ecological Fibers, Inc.	Sample Location #1	24	10/6/2020	10/26/2020	No	C	2670		No						2.1						Yes
Ecological Fibers, Inc.	Sample Location #1	24	10/7/2020	10/26/2020	No	C	2460		No						2.8						Yes
Ecological Fibers, Inc.	Sample Location #1	24	10/8/2020	10/26/2020	No	C	2330		No						3						Yes
Ecological Fibers, Inc.	Sample Location #1	24	10/13/2020	10/28/2020	No	C	2630		No						2.5						Yes
Ecological Fibers, Inc.	Sample Location #1	24	10/14/2020	10/28/2020	No	C	1170		No						7						Yes
Ecological Fibers, Inc.	Sample Location #1	24	10/16/2020	10/28/2020	No	C	1230		No						6						Yes
Ecological Fibers, Inc.	Sample Location #1	24	10/19/2020	10/30/2020	No	C	2350		No						2						Yes
Ecological Fibers, Inc.	Sample Location #1	24	10/20/2020	10/30/2020	No	C	2470		No						1						No
Ecological Fibers, Inc.	Sample Location #1	24	10/21/2020	10/30/2020	No	C	2900		No						0.69						No
Ecological Fibers, Inc.	Sample Location #1	24	10/22/2020	10/30/2020	No	C	2260		No												No
Ecological Fibers, Inc.	Sample Location #1	24	10/22/2020	12/7/2020	Yes	C	1300		No	0.015	0.075	0.02	0.075	0.075			0.025	873.21	9.043	0.1	No
Ecological Fibers, Inc.	Sample Location #1	24	11/2/2020	11/16/2020	No	C	1860		No						4.5						Yes
Ecological Fibers, Inc.	Sample Location #1	24	11/3/2020	11/16/2020	No	C	1980		No						3.5						Yes
Ecological Fibers, Inc.	Sample Location #1	24	11/4/2020	11/16/2020	No	C	1820		No						3.2						Yes
Ecological Fibers, Inc.	Sample Location #1	24	11/5/2020	11/16/2020	No	C	1990		No						3.4						Yes
Ecological Fibers, Inc.	Sample Location #1	24	11/6/2020	11/16/2020	No	C	1740		No						3.8						Yes
Ecological Fibers, Inc.	Sample Location #1	24	11/16/2020	12/4/2020	No	C	842		No						3.9						Yes
Ecological Fibers, Inc.	Sample Location #1	24	11/17/2020	12/4/2020	No	C	930		No						3						Yes
Ecological Fibers, Inc.	Sample Location #1	24	11/18/2020	12/4/2020	No	C	938		No						2						Yes
Ecological Fibers, Inc.	Sample Location #1	24	11/19/2020	12/4/2020	No	C	972		No						3.2						Yes
Ecological Fibers, Inc.	Sample Location #1	24	11/20/2020	12/4/2020	No	C	966		No						3.3						Yes
Ecological Fibers, Inc.	Sample Location #1	24	11/30/2020	12/11/2020	No	C	1780		No						2.9						Yes
Ecological Fibers, Inc.	Sample Location #1	24	12/1/2020	12/11/2020	No	C	2250		No						3.6						Yes
Ecological Fibers, Inc.	Sample Location #1	24	12/2/2020	12/11/2020	No	C	2360		No						5.1						Yes
Ecological Fibers, Inc.	Sample Location #1	24	12/3/2020	12/11/2020	No	G	2220		No						9.4						Yes
Ecological Fibers, Inc.	Sample Location #1	24	12/4/2020	12/11/2020	No	C	1860		No						6.9						Yes



**Compliance Monitoring Results for Significant Industrial Users  
Bucklin Point - 2020**

Company Name	Location	Category	Sample Date	Received Date	NBC Sample	Type	Flow	Volume	CDF	Cd	Cr	Cu	Pb	Ni	Zn	CN	Ag	BOD	TSS	TTO	Violation
Hord Crystal Corporation	Sample Location #1	11	7/27/2020	8/19/2020	No	G		300	No			2.7									Yes
Hord Crystal Corporation	Sample Location #1	11	8/11/2020	9/21/2020	No	G		300	No			0.37		0.025	0.062						No
Hord Crystal Corporation	Sample Location #1	11	8/24/2020	9/21/2020	No	G		300	No			1.6									Yes
Hord Crystal Corporation	Sample Location #1	11	9/8/2020	10/19/2020	No	G		300	No			0.11									No
Hord Crystal Corporation	Sample Location #1	11	9/21/2020	10/19/2020	No	G		300	No			0.71									No
Hord Crystal Corporation	Sample Location #1	11	9/28/2020	10/19/2020	No	G		300	No			1									No
Hord Crystal Corporation	Sample Location #1	11	10/5/2020	11/5/2020	No	G		300	No	0.002	0.054	0.048	0.025	0.025	0.02	0.01	0.025				No
Hord Crystal Corporation	Sample Location #1	11	12/7/2020	1/4/2021	No	G		300	No			0.048		0.025	0.02						No
HP Services, Inc.	Sample Location #1	11	1/15/2020	1/29/2020	No	G		200	No		0.037	0.025		0.025	0.02						No
HP Services, Inc.	Sample Location #1	11	4/7/2020	4/27/2020	No	G		125	No	0.002	0.23	0.2	0.025	0.049	0.21	0.01	0.025				No
HP Services, Inc.	Sample Location #1	11	7/3/2020	7/23/2020	No	G		150	No		0.25	0.25		0.25	0.2						No
HP Services, Inc.	Sample Location #1	11	8/18/2020	8/19/2020	Yes	G		1	No	0.015	0.075	0.224	0.075	0.05	0.097	0.005	0.025				No
HP Services, Inc.	Sample Location #1	11	10/22/2020	11/12/2020	No	G		180	No	0.002	0.03	0.025	0.025	0.025	0.02	0.01	0.025				No
Interplex Engineered Products, Inc.	Sample Location #1	11	1/8/2020	2/11/2020	No	C	5790		No			0.06	0.02	0.116		0.075	0.098				No
Interplex Engineered Products, Inc.	Sample Location #1	11	2/5/2020	3/9/2020	No	C	7030		No			0.091	0.02	0.167		0.039	0.027				No
Interplex Engineered Products, Inc.	Sample Location #1	11	3/4/2020	4/10/2020	No	C	5377		No			0.409	0.02	0.968		0.02	0.055				No
Interplex Engineered Products, Inc.	Sample Location #1	11	4/1/2020	5/13/2020	No	C	5538		No			0.217	0.02	0.336		0.02	0.024				No
Interplex Engineered Products, Inc.	Sample Location #1	11	5/6/2020	6/22/2020	No	C	6033		No			0.131	0.02	0.44		0.02	0.019				No
Interplex Engineered Products, Inc.	Sample Location #1	11	6/3/2020	7/8/2020	No	C	5082		No			0.057	0.02	0.241		0.034	0.019				No
Interplex Engineered Products, Inc.	Sample Location #1	11	7/1/2020	8/4/2020	No	C	7518		No			0.079	0.02	0.102		0.033	0.01				No
Interplex Engineered Products, Inc.	Sample Location #1	11	8/19/2020	9/14/2020	No	C	5076		No			0.078	0.02	0.257		0.02	0.022				No
Interplex Engineered Products, Inc.	Sample Location #1	11	8/24/2020	8/25/2020	Yes	C		1	No	0.015	0.075	0.376	0.075	0.395	0.06	0.004	0.025				No
Interplex Engineered Products, Inc.	Sample Location #1	11	9/2/2020	10/14/2020	No	C	5630		No			0.022	0.02	0.149		0.021	0.044				No
Interplex Engineered Products, Inc.	Sample Location #1	11	10/7/2020	11/13/2020	No	C	2093		No	0.01	0.02	0.02	0.02	0.084	0.05	0.02	0.026				No
Interplex Engineered Products, Inc.	Sample Location #1	11	11/4/2020	12/4/2020	No	C	5254		No			0.031	0.02	0.14		0.02	0.036				No
Interplex Engineered Products, Inc.	Sample Location #1	11	12/2/2020	1/5/2021	No	C	6474		No			0.029	0.02	0.091		0.02	0.01				No
Isle Brewers Guild	Sample Location #1	34	1/31/2020	3/25/2020	No	C	2945		No									3	2		No
Isle Brewers Guild	Sample Location #1	34	4/30/2020	6/9/2020	No	C	14429		No									3	2		No
Isle Brewers Guild	Sample Location #1	34	7/31/2020	8/17/2020	No	C	5760		No									3	2.7		No
Isle Brewers Guild	Sample Location #1	34	10/20/2020	10/21/2020	Yes	C	15868		No									617.82	59.6		No
Isle Brewers Guild	Sample Location #1	34	11/12/2020	11/23/2020	No	C	6081		No									3	2		No
John Rocchio Corporation	Sample Location #1	40	3/5/2020	3/6/2020	Yes	C		1	No	0.015	0.075	0.02	0.075	0.05	0.06		0.025		2		No
John Rocchio Corporation	Sample Location #1	40	3/10/2020	3/11/2020	Yes	C		1	No	0.015	0.075	0.02	0.075	0.05	0.06		0.025		7.684		No
John Rocchio Corporation	Sample Location #1	40	3/12/2020	4/6/2020	No	C	300		No	0.01	0.02	0.02	0.02	0.05	0.05					7	No
John Rocchio Corporation	Sample Location #1	40	4/1/2020	4/13/2020	No	C	100		No	0.01	0.02	0.02	0.02	0.05	0.05					5	No
John H. Collins & Sons Company	Sample Location #1	27	1/22/2020	2/26/2020	No	C	913		No	0.002	0.025	0.025	0.025	0.025	0.02	0.01	0.025			0.322	No
John H. Collins & Sons Company	Sample Location #1	27	2/13/2020	2/14/2020	Yes	C		1	No	0.015	0.075	0.047	0.075	0.05	0.481	0.008	0.025				No
John H. Collins & Sons Company	Sample Location #1	27	3/26/2020	4/23/2020	No	C	1332		No			0.025	0.025		0.02						No
John H. Collins & Sons Company	Sample Location #1	27	5/19/2020	6/25/2020	No	C	1145		No			0.025	0.025		0.02						No
John H. Collins & Sons Company	Sample Location #1	27	7/22/2020	8/27/2020	No	C	1660		No	0.002	0.025	0.025	0.025	0.025	0.054	0.01	0.025			0.028	No
John H. Collins & Sons Company	Sample Location #1	27	9/16/2020	10/19/2020	No	C	1960		No		0.025	0.025			0.02						No
John H. Collins & Sons Company	Sample Location #1	27	11/9/2020	12/9/2020	No	C	1062		No		0.025	0.025			0.044						No
Materion Technical Materials, Inc.	Sample Location #1	11	1/2/2020	2/21/2020	No	C	20066		No			0.091	0.025	0.52	0.055	0.01	0.025				No
Materion Technical Materials, Inc.	Sample Location #1	11	1/7/2020	1/8/2020	Yes	C	33525		No	0.015	0.075	0.02	0.075	0.05	0.134	0.004	0.025				No
Materion Technical Materials, Inc.	Sample Location #1	11	2/3/2020	3/19/2020	No	C	34116		No			0.028	0.025	0.025	0.035	0.01	0.042				No
Materion Technical Materials, Inc.	Sample Location #1	11	3/2/2020	4/15/2020	No	C	41956		No			0.074	0.025	0.052	0.49	0.01	0.028				No
Materion Technical Materials, Inc.	Sample Location #1	11	4/6/2020	5/13/2020	No	C	36967		No	0.002	0.025	0.065	0.025	0.046	0.47	0.01	0.026				No
Materion Technical Materials, Inc.	Sample Location #1	11	5/4/2020	6/12/2020	No	C	26710		No			0.039	0.025	0.025	0.144	0.01	0.03				No
Materion Technical Materials, Inc.	Sample Location #1	11	6/1/2020	7/17/2020	No	C	42968		No			0.039	0.025	0.06	0.13	0.04	0.043				No
Materion Technical Materials, Inc.	Sample Location #1	11	7/9/2020	8/13/2020	No	C	38284		No			0.055	0.025	0.053		0.01	0.058				No
Materion Technical Materials, Inc.	Sample Location #1	11	8/3/2020	9/18/2020	No	C	33089		No			0.05	0.025	0.041	0.37	0.01	0.035				No
Materion Technical Materials, Inc.	Sample Location #1	11	9/1/2020	10/19/2020	No	C	45258		No			0.037	0.025	0.025	0.099	0.01	0.026				No
Materion Technical Materials, Inc.	Sample Location #1	11	10/1/2020	11/16/2020	No	C	26995		No	0.002	0.025	0.025	0.025	0.025	0.2	0.01	0.025				No

**Compliance Monitoring Results for Significant Industrial Users  
Bucklin Point - 2020**

Company Name	Location	Category	Sample Date	Received Date	NBC Sample	Type	Flow	Volume	CDF	Cd	Cr	Cu	Pb	Ni	Zn	CN	Ag	BOD	TSS	TTO	Violation
Materion Technical Materials, Inc.	Sample Location #1	11	12/2/2020	12/23/2020	No	C	38083		No			0.03	0.025	0.055	0.094	0.01	0.025				No
Materion Technical Materials, Inc.	Sample Location #1	11	12/1/2020	1/14/2021	No	C	24857		No			0.046	0.025	0.1	0.13	0.01	0.032				No
Murdock Webbing Co., Inc.	Sample Location #1	23	2/3/2020	2/4/2020	Yes	C	4266		No	0.015	0.075	0.024	0.075	0.05	0.084		0.025	864.03	404		No
Murdock Webbing Co., Inc.	Sample Location #1	23	2/18/2020	3/2/2020	No	C	18770		No		0.032	0.164			0.071			497	53		No
Murdock Webbing Co., Inc.	Sample Location #1	23	4/28/2020	5/11/2020	No	C	20756		No		1.38	0.078			0.212			879	23		No
Murdock Webbing Co., Inc.	Sample Location #1	23	6/3/2020	6/22/2020	No	C	9839		No									326	231		No
Murdock Webbing Co., Inc.	Sample Location #1	23	8/13/2020	8/28/2020	No	C	16366		No		0.01	0.241			0.126			398	147		No
Murdock Webbing Co., Inc.	Sample Location #1	23	10/6/2020	10/28/2020	No	C	18782		No		0.089	0.38			0.12			630	197		No
Murdock Webbing Co., Inc.	Sample Location #1	23	12/9/2020	1/8/2021	No	C	7083		No									423	46		No
Organic Dyes and Pigments, LLC.	Sample Location #1	22	1/13/2020	2/28/2020	No	G		150	No	0.01	0.02	0.02	0.02	0.05	0.109		0.01	36	63	0.052	No
Organic Dyes and Pigments, LLC.	Sample Location #1	22	2/5/2020	2/5/2020	Yes	G		1	No	0.015	0.075	0.057	0.075	0.05	0.616		0.025	749.67	29.5		No
Organic Dyes and Pigments, LLC.	Sample Location #1	22	5/5/2020	5/18/2020	No	G		300	No			0.02			0.05			3	6		No
Organic Dyes and Pigments, LLC.	Sample Location #1	22	10/15/2020	10/20/2020	No	G	24528	100	No			0.02			0.05			4	5		No
Organic Dyes and Pigments, LLC.	Sample Location #2	22	3/2/2020	4/27/2020	No	G	13339	300	No			0.049						10	21		No
Organic Dyes and Pigments, LLC.	Sample Location #2	22	7/8/2020	8/24/2020	No	G	8907		No	0.01	0.02	0.02	0.02	0.05	0.05		0.01	23	27	0.004	No
Organic Dyes and Pigments, LLC.	Sample Location #2	22	11/13/2020	12/2/2020	No	G	18928		No			0.027			0.104			5	19		No
Pawtucket Power Associates	Sample Location #1	16	7/19/2020	8/25/2020	No	C	7200		No	0.006	0.011	0.207	0.005	0.009	0.102						No
Pawtucket Power Associates	Sample Location #1	16	7/20/2020	9/2/2020	Yes	C	5000		No	0.015	0.075	0.048	0.075	0.05	0.085		0.025				No
Pawtucket Power Associates	Sample Location #1	16	10/6/2020	11/13/2020	No	C	10000		No	0.004	0.011	0.089	0.005	0.007	0.089						No
Pawtucket Power Associates	Sample Location #1	16	12/9/2020	12/10/2020	Yes	C		1	No	0.015	0.075	0.063	0.075	0.05	0.06		0.025				No
Pawtucket Power Associates	Sample Location #2	16	1/6/2020	1/6/2020	Yes	G		1	No	0.015	0.075	0.02	0.075	0.05	0.06		0.025				No
Pawtucket Power Associates	Sample Location #2	16	1/6/2020	2/27/2020	No	G	14200		No	0.004	0.046	0.02	0.005	0.035	0.065						No
Pawtucket Power Associates	Sample Location #2	16	7/16/2020	8/25/2020	No	G	9000		No	0.004	0.042	0.035	0.005	0.03	0.241						No
Pawtucket Power Associates	Sample Location #2	16	7/16/2020	9/2/2020	Yes	G		13000	No	0.015	0.075	0.029	0.075	0.05	0.18		0.025				No
Pawtucket Power Associates	Sample Location #2	16	10/15/2020	11/13/2020	No	G		142	No	0.004	0.039	0.02	0.005	0.027	0.042						No
Pawtucket Power Associates	Sample Location #3	16	1/6/2020	2/27/2020	No	G	11700		No	0.013	0.022	0.025	0.011	0.016	0.035						No
Pawtucket Power Associates	Sample Location #3	16	1/6/2020	1/6/2020	Yes	G		1	No	0.015	0.075	0.02	0.075	0.05	0.06		0.025				No
Pawtucket Power Associates	Sample Location #3	16	7/16/2020	9/2/2020	Yes	G		600	No	0.015	0.075	0.02	0.075	0.05	0.06		0.025				No
Pawtucket Power Associates	Sample Location #3	16	7/16/2020	8/25/2020	No	G	500		No	0.004	0.005	0.02	0.005	0.005	0.02						No
Pawtucket Power Associates	Sample Location #3	16	10/15/2020	11/13/2020	No	G		300	No	0.004	0.005	0.02	0.005	0.008	0.023						No
Pawtucket Power Associates	Sample Location #4	16	7/19/2020	8/25/2020	No	C	12630		No	0.004	0.041	0.134	0.005	0.014	0.253						No
Pawtucket Power Associates	Sample Location #4	16	7/20/2020	9/2/2020	Yes	C	14360		No	0.015	0.075	0.112	0.075	0.05	0.227		0.025				No
Pawtucket Power Associates	Sample Location #4	16	10/6/2020	11/13/2020	No	C	3420		No	0.004	0.028	0.084	0.005	0.011	0.164						No
Pawtucket Power Associates	Sample Location #5	16	12/1/2020	12/7/2020	No	G			No	0.004	0.005	0.059	0.005	0.005	0.02						No
Providence Metallizing Company, Inc.	Sample Location #1	11	8/18/2020	9/14/2020	No	C	13838		No	0.01	0.251	0.166	0.02	0.242	0.05	0.02	0.01				No
Providence Metallizing Company, Inc.	Sample Location #1	11	8/18/2020	8/19/2020	Yes	C	4491		No	0.015	0.245	0.164	0.075	0.235	0.06	0.004	0.025				No
Stackbin Corporation	Sample Location #1	11	4/13/2020	5/8/2020	No	G		1050	No	0.01	0.02	0.105	0.02	0.05	0.166	0.02	0.01				No
Stackbin Corporation	Sample Location #1	11	9/17/2020	9/17/2020	Yes	G		1	No	0.015	0.075	0.127	0.075	0.05	0.265	0.018	0.025				No
Stackbin Corporation	Sample Location #1	11	10/22/2020	11/27/2020	No	G		1150	No	0.01	0.02	0.01	0.02	0.05	0.309		0.01				No
Stackbin Corporation	Sample Location #1	11	11/11/2020	11/27/2020	No	G		1150	No							0.005					No
Stackbin Corporation	Sample Location #2	11	4/13/2020	5/8/2020	No	G		600	No	0.01	0.02	0.022	0.02	0.05	0.05	0.02	0.01				No
Stackbin Corporation	Sample Location #2	11	9/17/2020	9/17/2020	Yes	G		1	No	0.015	0.075	0.021	0.075	0.05	0.06	0.012	0.025				No
Stackbin Corporation	Sample Location #2	11	10/22/2020	11/27/2020	No	G		600	No	0.01	0.02	0.02	0.02	0.05	0.05		0.01				No
Stackbin Corporation	Sample Location #2	11	11/11/2020	11/27/2020	No	G		600	No							0.005					No
Summit Manufacturing Corporation	Sample Location #1	11	1/31/2020	3/26/2020	No	C	14063		No		0.41	0.082		0.025	0.02						No
Summit Manufacturing Corporation	Sample Location #1	11	2/24/2020	2/27/2020	Yes	C	10928		No	0.015	0.075	0.383	0.075	0.05	0.06	0.004	0.025				No
Summit Manufacturing Corporation	Sample Location #1	11	2/27/2020	3/30/2020	No	C	12342		No		0.059	0.15		0.025	0.022						No
Summit Manufacturing Corporation	Sample Location #1	11	3/31/2020	5/26/2020	No	C	11669		No		0.21	0.87		0.025	0.02						No
Summit Manufacturing Corporation	Sample Location #1	11	4/30/2020	5/26/2020	No	C	16755		No	0.002	0.37	0.15	0.025	0.025	0.023	0.01	0.025				No
Summit Manufacturing Corporation	Sample Location #1	11	5/29/2020	7/31/2020	No	C	19823		No		0.027	0.039		0.025	0.02						No
Summit Manufacturing Corporation	Sample Location #1	11	6/26/2020	7/31/2020	No	C	18028		No		0.025	0.092		0.025	0.022						No
Summit Manufacturing Corporation	Sample Location #1	11	7/31/2020	9/30/2020	No	C	10547		No		0.14	0.24		0.025	0.032						No
Summit Manufacturing Corporation	Sample Location #1	11	8/31/2020	9/30/2020	No	C	16905		No		0.083	0.15		0.025	0.022						No

**Compliance Monitoring Results for Significant Industrial Users  
Bucklin Point - 2020**

Company Name	Location	Category	Sample Date	Received Date	NBC Sample	Type	Flow	Volume	CDF	Cd	Cr	Cu	Pb	Ni	Zn	CN	Ag	BOD	TSS	TTO	Violation
Summit Manufacturing Corporation	Sample Location #1	11	9/30/2020	12/2/2020	No	C	16083		No		0.059	0.23		0.025	0.2						No
Summit Manufacturing Corporation	Sample Location #1	11	10/30/2020	12/2/2020	No	C	15110		No	0.002	0.033	0.13	0.025	0.025	0.2	0.01	0.025				No
Summit Manufacturing Corporation	Sample Location #1	11	11/30/2020	12/30/2020	No	C	19748		No		0.28	0.14		0.025	0.02						No
Summit Manufacturing Corporation	Sample Location #1	11	12/18/2020	1/5/2021	No	C	16083		No							0.01					No
Summit Manufacturing Corporation	Sample Location #1	11	12/18/2020	1/28/2021	No	C	12941		No		0.16	0.14		0.025	0.02						No
Tanury Industries	Sample Location #1	11	1/30/2020	2/25/2020	No	C	43004		No	0.004	0.227	0.591	0.005	0.41	0.023	0.8	0.255				Yes
Tanury Industries	Sample Location #1	11	2/20/2020	2/21/2020	Yes	C		1	No	0.015	1.198	1.097	0.075	0.998	0.06	0.366	0.32				No
Tanury Industries	Sample Location #1	11	2/25/2020	3/26/2020	No	C	50921		No							0.031					No
Tanury Industries	Sample Location #1	11	2/26/2020	3/26/2020	No	C	53942		No							0.037					No
Tanury Industries	Sample Location #1	11	2/27/2020	3/27/2020	No	C	48141		No		0.088	0.643		0.238	0.033	0.032	0.032				No
Tanury Industries	Sample Location #1	11	2/28/2020	3/26/2020	No	C	45134		No							0.29					No
Tanury Industries	Sample Location #1	11	3/30/2020	4/30/2020	No	C	37071		No		0.005	0.101		0.026	0.02	0.078	0.005				No
Tanury Industries	Sample Location #1	11	4/30/2020	5/29/2020	No	C	20412		No		0.653	0.633		0.554	0.051	0.01	0.009				No
Tanury Industries	Sample Location #1	11	5/29/2020	6/30/2020	No	C	40583		No		0.355	0.298		0.674	0.038	0.019	0.037				No
Tanury Industries	Sample Location #1	11	6/30/2020	7/30/2020	No	C	36357		No		0.366	0.457		0.276	0.035	0.01	0.015				No
Tanury Industries	Sample Location #1	11	7/31/2020	8/28/2020	No	C	55542		No	0.004	0.198	0.147	0.005	0.086	0.024	0.014	0.019				No
Tanury Industries	Sample Location #1	11	8/31/2020	9/29/2020	No	C	46527		No		0.174	0.151		0.044	0.02	0.01	0.009				No
Tanury Industries	Sample Location #1	11	9/30/2020	10/29/2020	No	C	49492		No		0.065	0.293		0.159	0.041	0.112	0.045				No
Tanury Industries	Sample Location #1	11	10/27/2020	11/30/2020	No	C	45641		No		0.101	0.481		0.103	0.02	0.184	0.153				No
Tanury Industries	Sample Location #1	11	11/30/2020	12/30/2020	No	C	43892		No		0.31	0.311		0.205	0.02	0.117	0.075				No
Tanury Industries	Sample Location #1	11	12/29/2020	1/29/2021	No	C	51024		No		0.088	0.344		0.133	0.026	0.114	0.29				No
Tanury Industries	Sample Location #2	11	1/30/2020	2/25/2020	No	G	43004	250	Yes			18		2.12	1.9						No
Tanury Industries	Sample Location #2	11	2/27/2020	3/27/2020	No	G	48141	250	Yes			6.03		2.05	0.629						No
Tanury Industries	Sample Location #2	11	3/30/2020	4/30/2020	No	G	37071	250	Yes			0.615		0.831	0.02						No
Tanury Industries	Sample Location #2	11	4/30/2020	5/29/2020	No	G	20142	200	Yes			29.4		12.4	3.83						No
Tanury Industries	Sample Location #2	11	5/29/2020	6/30/2020	No	G	40583	150	Yes			25		12.5	6.15						No
Tanury Industries	Sample Location #2	11	6/30/2020	7/30/2020	No	G	36357	250	Yes			9.19		3.43	2.48						No
Tanury Industries	Sample Location #2	11	7/31/2020	8/28/2020	No	G	55542	250	Yes			9.38		2.45	1.41						No
Tanury Industries	Sample Location #2	11	8/31/2020	9/29/2020	No	G	46527	250	Yes			9.83		3.63	0.955						No
Tanury Industries	Sample Location #2	11	9/30/2020	10/29/2020	No	G	49492	250	Yes			4.98		0.847	0.996						No
Tanury Industries	Sample Location #2	11	10/27/2020	11/30/2020	No	G	45641	250	Yes			7.13		2.41	2.14						No
Tanury Industries	Sample Location #2	11	11/30/2020	12/30/2020	No	G	43892	250	Yes			14		2.46	1.17						No
Tanury Industries	Sample Location #2	11	12/29/2020	1/29/2021	No	G	51024	250	Yes			7.44		1.44	0.605						No
Tanury Industries	Sample Location #3	11	1/30/2020	2/25/2020	No	G	43004	50	Yes			2.37		1.74	0.04						No
Tanury Industries	Sample Location #3	11	2/27/2020	3/27/2020	No	G	48141	50	Yes			2.66		0.992	0.148						No
Tanury Industries	Sample Location #3	11	3/30/2020	4/30/2020	No	G	37071	50	Yes			0.14		0.177	0.02						No
Tanury Industries	Sample Location #3	11	4/30/2020	5/29/2020	No	G	20142	50	Yes			1.98		0.415	0.024						No
Tanury Industries	Sample Location #3	11	5/29/2020	6/30/2020	No	G	40583	50	Yes			0.524		0.669	0.045						No
Tanury Industries	Sample Location #3	11	6/30/2020	7/30/2020	No	G	36357	50	Yes			1.15		1.23	0.036						No
Tanury Industries	Sample Location #3	11	7/31/2020	8/28/2020	No	G	55542	50	Yes			0.498		0.228	0.047						No
Tanury Industries	Sample Location #3	11	8/31/2020	9/29/2020	No	G	46527	50	Yes			0.495		0.136	0.02						No
Tanury Industries	Sample Location #3	11	9/30/2020	10/29/2020	No	G	49492	50	Yes			8.77		6.81	0.579						No
Tanury Industries	Sample Location #3	11	10/27/2020	11/30/2020	No	G	45651	50	Yes			2.83		1.17	0.145						No
Tanury Industries	Sample Location #3	11	11/30/2020	12/30/2020	No	G	43892	50	Yes			2.09		1.05	0.068						No
Tanury Industries	Sample Location #3	11	12/29/2020	1/29/2021	No	G	51024	50	Yes			1.45		0.416	0.058						No
Tanury Industries	Sample Location #4	11	1/30/2020	2/25/2020	No	G	5450		No											1.332	No
Tanury Industries	Sample Location #4	11	2/27/2020	3/27/2020	No	C	5880		No											0.109	No
Tanury Industries	Sample Location #4	11	3/30/2020	4/30/2020	No	G	5230		No											0.124	No
Tanury Industries	Sample Location #4	11	4/30/2020	5/29/2020	No	G	5150		No											0.263	No
Tanury Industries	Sample Location #4	11	5/29/2020	6/30/2020	No	G		5040	No											0.005	No
Tanury Industries	Sample Location #4	11	6/30/2020	7/30/2020	No	G	4464		No											0.306	No
Tanury Industries	Sample Location #4	11	7/31/2020	8/28/2020	No	C	4940		No											1.505	No
Tanury Industries	Sample Location #4	11	9/30/2020	10/29/2020	No	G	5070		No											0.182	No

**Compliance Monitoring Results for Significant Industrial Users  
Bucklin Point - 2020**

Company Name	Location	Category	Sample Date	Received Date	NBC Sample	Type	Flow	Volume	CDF	Cd	Cr	Cu	Pb	Ni	Zn	CN	Ag	BOD	TSS	TTO	Violation
Tanury Industries	Sample Location #4	11	10/27/2020	11/30/2020	No	G	5100		No											0.144	No
Tanury Industries	Sample Location #4	11	11/30/2020	12/30/2020	No	G	5010		No											0.229	No
Tanury Industries	Sample Location #4	11	12/29/2020	1/29/2021	No	G	5090		No											0.596	No
Tedor Pharma Inc.	Sample Location #1	14	1/15/2020	2/14/2020	No	G			No	0.002		0.083						182	112	0.005	No
Tedor Pharma Inc.	Sample Location #1	14	1/30/2020	1/30/2020	Yes	G		1	No	0.015	0.075	0.054	0.075	0.05	0.232		0.025	123.03	19	0.027	No
Tedor Pharma Inc.	Sample Location #1	14	4/7/2020	5/20/2020	No	G		750	No	0.002		0.062			0.367			72.3	18.4	0.146	No
Tedor Pharma Inc.	Sample Location #1	14	8/12/2020	8/28/2020	No	G		500	No	0.002		0.07			0.429			121	32	0.012	No
Tedor Pharma Inc.	Sample Location #1	14	10/9/2020	11/10/2020	No	G			No	0.002		0.07			0.291			95.9	53.2	1.68	No
Teknor Apex Company	Sample Location #1	27	2/10/2020	2/20/2020	No	C	4300		No	0.01	0.02	0.02	0.02		0.02						No
Teknor Apex Company	Sample Location #1	27	4/10/2020	4/27/2020	No	C	13800		No	0.01	0.02	0.027	0.02		0.529						No
Teknor Apex Company	Sample Location #1	27	6/16/2020	6/29/2020	No	C	28100		No	0.01	0.02	0.027	0.02		0.212						No
Teknor Apex Company	Sample Location #1	27	7/28/2020	9/2/2020	Yes	C	57500		No	0.015	0.075	0.031	0.075	0.05	0.552		0.025				No
Teknor Apex Company	Sample Location #1	27	8/5/2020	8/20/2020	No	C	33900		No	0.01	0.02	0.02	0.02		0.237						No
Teknor Apex Company	Sample Location #1	27	10/15/2020	10/30/2020	No	C	6500		No	0.01	0.02	0.025	0.08		0.239						No
Teknor Apex Company	Sample Location #1	27	12/1/2020	12/24/2020	No	C	7600		No	0.01	0.02	0.028	0.04		0.39						No
Teknor Apex Company	Sample Location #2	27	3/9/2020	3/23/2020	No	G		320	No											0.086	No
Teknor Apex Company	Sample Location #2	27	5/1/2020	5/20/2020	No	G		2380	No											0.047	No
Teknor Apex Company	Sample Location #2	27	9/28/2020	10/13/2020	No	G		180	No											0.035	No
Teknor Apex Company	Sample Location #2	27	11/12/2020	12/3/2020	No	G		180	No											0.055	No
The Okonite Company	Sample Location #1	27	1/23/2020	3/5/2020	No	C	1409		No			0.929	0.02	0.05	0.957			347			No
The Okonite Company	Sample Location #1	27	3/19/2020	4/2/2020	No	C	1620		No			0.123	0.021	0.05	0.486			1220			No
The Okonite Company	Sample Location #1	27	5/28/2020	6/15/2020	No	C	942		No			0.157	0.02	0.05	0.56			26			No
The Okonite Company	Sample Location #1	27	7/23/2020	8/13/2020	No	C	15106		No			0.24	0.02	0.05	0.783			22			No
The Okonite Company	Sample Location #1	27	9/1/2020	9/2/2020	Yes	C		1	No	0.015	0.075	0.401	0.075	0.05	0.273		0.025	194.62			No
The Okonite Company	Sample Location #1	27	9/15/2020	10/14/2020	No	C	2110		No			0.407	0.02	0.05	0.967			48			No
The Okonite Company	Sample Location #1	27	11/19/2020	12/3/2020	No	C	1014		No			0.131	0.02	0.05	0.172			2020			No
The Okonite Company	Sample Location #2	27	4/28/2020	5/6/2020	No	G		13500	No			0.02	0.02	0.05	0.946			3			No
The Okonite Company	Sample Location #3	27	7/22/2020	7/31/2020	No	G		13500	No			0.02	0.02	0.05	0.707			49			No
Tiffany and Company	Sample Location #1	15	2/5/2020	3/26/2020	No	C	974		No			0.02					0.01				No
Tiffany and Company	Sample Location #1	15	4/15/2020	5/29/2020	No	C	233		No	0.01	0.02	0.02	0.02	0.05	0.05		0.01				No
Tiffany and Company	Sample Location #1	15	5/29/2020	6/11/2020	No	C	54		No	0.01	0.02	0.02	0.02	0.05	0.057	0.02	0.01				No
Tiffany and Company	Sample Location #1	15	6/1/2020	7/28/2020	No	C			No			0.02					0.01				No
Tiffany and Company	Sample Location #1	15	8/8/2020	9/25/2020	No	C	24		No			0.02					0.01				No
Tiffany and Company	Sample Location #1	15	8/27/2020	8/28/2020	Yes	C		1	No	0.015	0.075	0.02	0.075	0.05	0.06	0.004	0.025				No
Tiffany and Company	Sample Location #1	15	10/14/2020	11/27/2020	No	C	470		No	0.01	0.02	0.02	0.02	0.05	0.05	0.02	0.01				No
Tiffany and Company	Sample Location #1	15	12/2/2020	1/26/2021	No	C	279		No			0.01					0.005				No
Truex, Inc.	Sample Location #1	11	2/11/2020	2/25/2020	No	G	2695		No			0.241		0.05	0.21						No
Truex, Inc.	Sample Location #1	11	4/7/2020	4/17/2020	No	C	1945		No	0.01	0.02	0.263	0.02	0.05	0.05	0.02	0.01				No
Truex, Inc.	Sample Location #1	11	6/9/2020	6/24/2020	No	C	1870		No			0.183		0.05	0.077						No
Truex, Inc.	Sample Location #1	11	7/21/2020	7/22/2020	Yes	C		1	No	0.015	0.075	0.134	0.075	0.05	0.08	0.004	0.025				No
Truex, Inc.	Sample Location #1	11	8/6/2020	8/27/2020	No	C	400		No			0.218		0.05	0.067						No
Truex, Inc.	Sample Location #1	11	10/8/2020	10/26/2020	No	C	3366		No	0.01	0.02	0.126	0.02	0.05	0.052	0.02	0.01				No
Truex, Inc.	Sample Location #1	11	12/3/2020	12/30/2020	No	C	2992		No			0.258		0.05	0.103						No

# ***COMPLIANCE MONITORING LEGEND***

## **Parameter Legend**

O&G = Oil and Grease

TRC = Total Residual Chlorine

N = Nitrogen

TKN = Total Kjeldahl Nitrogen

NH<sub>3</sub> = Ammonia

NO<sub>3</sub>+NO<sub>2</sub> = Nitrate+Nitrite

As = Arsenic

Hg = Mercury

CN = Cyanide

## **Sample Legend**

C = Composite Sample

G = Grab Sample

CDF = Concentrated Discharge Formula

Category # Refers to Users Category Number Specified in Chapter III









***ATTACHMENT VOLUME II***

***SECTION 6***

***COMPLIANCE MONITORING  
RESULTS FOR NON-SIGNIFICANT  
USERS***

***COMPLIANCE MONITORING  
RESULTS FOR NON-SIGNIFICANT  
USERS***

***FIELD'S POINT***

# ***COMPLIANCE MONITORING LEGEND***

## **Parameter Legend**

Cd = Cadmium

Cr = Chromium

Cu = Copper

Pb = Lead

Ni = Nickel

Ag = Silver

Zn = Zinc

CN = Cyanide

BOD = Biochemical Oxygen Demand

TSS = Total Suspended Solids

TTO = Total Toxic Organics

## **Sample Legend**

C = Composite Sample

G = Grab Sample

CDF = Concentrated Discharge Formula

Category # Refers to Users Category Number Specified in Chapter III

**Compliance Monitoring Results for Non-Significant Users  
Field's Point - 2020**

Company Name	Location	Category	Sample Date	Received Date	NBC Sample	Type	Flow	Volume	CDF	Cd	Cr	Cu	Pb	Ni	Zn	CN	Ag	BOD	TSS	TTO	Violation	
Al-Jac Produce	Sample Location #1	81	2/12/2020	2/26/2020	No	G			No									819	3540		No	
Al-Jac Produce	Sample Location #1	81	7/15/2020	7/28/2020	No	G			No									1110	240		No	
Al-Jac Produce	Sample Location #1	81	9/9/2020	10/19/2020	No	C	1047		No									1320	3840		No	
Al-Jac Produce	Sample Location #1	81	9/22/2020	9/23/2020	Yes	C		1	No									5910.55	8586.7		No	
Allied Group, LLC	Sample Location #1	24	1/21/2020	2/5/2020	No	G			No		0.02	0.236	0.02	0.05	0.084		0.01				0.018	No
Allied Group, LLC	Sample Location #1	24	7/22/2020	8/10/2020	No	G			No		0.02	0.416	0.02	0.05	0.146		0.044				0.01	No
Alpine Auto Body, Inc.	Sample Location #1	97	2/10/2020	4/9/2020	No	G			No			0.02	0.02	0.05	0.229							No
Alpine Auto Body, Inc.	Sample Location #1	97	9/11/2020	10/7/2020	No	G			No			0.045	0.02	0.05	0.619							No
AS220	Sample Location #1	99	4/16/2020	5/4/2020	No	G	10		No									0.783				Yes
AS220	Sample Location #1	99	5/14/2020	5/26/2020	No	G	10		No									0.075				No
AS220 - Print Shop	Sample Location #1	24	4/16/2020	5/4/2020	No	G	10		No		0.02	0.102			1.59							No
AS220 - Print Shop	Sample Location #2	24	4/16/2020	5/4/2020	No	G	10		No		0.02	0.02			1.07							No
Atamian Manufacturing Corp.	Sample Location #1	21	1/13/2020	1/21/2020	No	G			No	0.004	0.013	0.665	0.005	0.017	0.143	0.109	0.176					No
Atamian Manufacturing Corp.	Sample Location #1	21	7/27/2020	8/4/2020	No	G	463		No	0.036	0.007	0.637	0.005	0.015	0.229	0.01	0.208					No
Avalon Bay - Center Place	Sample Location #2	89	1/2/2020	1/22/2020	No	G			No	0.001	0.001	0.042	0.003	0.001	0.49		0.001					No
Avalon Bay - Center Place	Sample Location #2	89	12/17/2020	1/4/2021	No	G		1000	No	0.001	0.005	0.044	0.01	0.001	0.56		0.006					No
B. Deltoro & Sons, Inc.	Sample Location #1	81	1/31/2020	2/7/2020	No	C	1098		No									1060	907			No
B. Deltoro & Sons, Inc.	Sample Location #1	81	7/9/2020	7/28/2020	No	G			No									1240	4220			No
B. Deltoro & Sons, Inc.	Sample Location #1	81	9/28/2020	9/29/2020	Yes	C	4641		No									2784.27	2288			No
B. Deltoro & Sons, Inc.	Sample Location #1	81	10/30/2020	11/5/2020	No	C	28274		No									1520	2740			No
BOE Fermenterprises	Sample Location #1	34	4/29/2020	5/7/2020	No	G		45	No									106	18			No
BOE Fermenterprises	Sample Location #1	34	10/16/2020	11/4/2020	No	G		40	No									2970	18			No
Brown University - Central Heat Plant	Sample Location #2	52	4/24/2020	6/3/2020	No	G	195		No		0.025	0.049		0.066	1		0.025					No
Brown University - Central Heat Plant	Sample Location #2	52	10/23/2020	11/6/2020	No	G	70		No		0.025	0.085		0.025	0.14		0.025					No
Brown University - Central Heat Plant	Sample Location #3	52	4/24/2020	6/3/2020	No	G			No		0.025	0.23		0.025	1		0.025					No
Brown University - Central Heat Plant	Sample Location #3	52	10/23/2020	11/6/2020	No	G	70		No		0.025	0.11		0.025	0.079		0.025					No
Brown University - List Art	Sample Location #1	93	4/6/2020	5/1/2020	No	G			No									0.21				No
Brown University - List Art	Sample Location #1	93	10/8/2020	10/28/2020	No	G			No									0.025				No
Brown University - Sidney Frank Hall	Sample Location #1	95	4/6/2020	5/1/2020	No	G			No	0.002	0.025	0.025	0.025	0.025	0.035		0.025					No
Brown University - Sidney Frank Hall	Sample Location #1	95	10/8/2020	10/28/2020	No	G			No	0.002	0.025	0.23	0.025	0.025	0.3		0.025					No
Brown University - Sidney Frank Hall	Sample Location #2	95	7/23/2020	7/27/2020	No	G			No	0.01	0.02	0.276	0.006	0.05	0.136		0.016					No
Brown University-Manning Hall	Sample Location #1	86	11/4/2020	11/12/2020	No	G			No	0.004	0.005	0.023	0.007	0.052	0.023		0.005					No
Brown University-Medical Education Bldg.	Sample Location #1	95	4/6/2020	5/1/2020	No	G			No	0.002	0.025	0.025	0.025	0.025	0.068		0.025					No
Brown University-Medical Education Bldg.	Sample Location #1	95	10/8/2020	10/28/2020	No	G			No	0.002	0.025	0.086	0.025	0.025	0.075		0.025					No
Brown University-Remediation Project	Sample Location #1	40	2/5/2020	3/20/2020	No	C	2000		No		0.005	0.02		0.045								No
Brown University-Remediation Project	Sample Location #1	40	4/1/2020	6/3/2020	No	C	420		No		0.005	0.02		0.047								No
Brown University-Remediation Project	Sample Location #1	40	6/1/2020	6/26/2020	No	C	340		No		0.005	0.02		0.037								No
Brown University-Remediation Project	Sample Location #1	40	8/11/2020	9/8/2020	No	C	131820		No		0.005	0.031		0.039								No
Brown University-Remediation Project	Sample Location #1	40	10/9/2020	11/25/2020	No	C	3000		No		0.005	0.022		0.041								No
Brown University-Remediation Project	Sample Location #1	40	12/5/2020	1/14/2021	No	C	2360		No		0.005	0.022		0.041								No
Butler Hospital	Sample Location #2	90	5/19/2020	6/1/2020	No	G			No	0.002	0.025	0.084	0.16	0.025	0.02		0.025					No
Butler Hospital	Sample Location #2	90	10/20/2020	10/29/2020	No	G	1		No	0.002	0.025	0.025	0.025	0.025	0.059		0.025					No
Cathedral Art Metal Co., Inc.	Sample Location #1	24	4/9/2020	5/22/2020	No	G		10	No	0.004	0.005	0.275										No
Cathedral Art Metal Co., Inc.	Sample Location #1	24	10/19/2020	11/2/2020	No	G		10	No	0.004	0.005	0.158										No
Chalkstone Auto Body, Inc.	Sample Location #1	97	1/17/2020	1/28/2020	No	G			No				0.02	0.05	1.01							No
Chalkstone Auto Body, Inc.	Sample Location #1	97	7/21/2020	8/3/2020	No	G			No				0.034	0.05	1.24							No
Crisloid, LLC	Sample Location #1	21	1/29/2020	2/28/2020	No	G	120		No									3				No
Crisloid, LLC	Sample Location #1	21	4/27/2020	6/11/2020	No	G			No		0.02	0.02			0.05		0.01	3	1060			No
Crisloid, LLC	Sample Location #1	21	9/11/2020	9/28/2020	No	G			No									3	26			No
CV South Street Landing LLC	Sample Location #1	53	3/23/2020	3/31/2020	No	G			No	0.01	0.02	0.096	0.02	0.05	1.01		0.01					No
Dean Auto Collision Center	Sample Location #1	97	4/30/2020	5/28/2020	No	G			No				0.02		0.681							No
Dean Auto Collision Center	Sample Location #1	97	10/30/2020	11/25/2020	No	G			No				0.022		1.07							No
Dean Auto Collision Center Inc.	Sample Location #1	97	4/30/2020	5/28/2020	No	G			No				0.02		0.457							No

**Compliance Monitoring Results for Non-Significant Users  
Field's Point - 2020**

Company Name	Location	Category	Sample Date	Received Date	NBC Sample	Type	Flow	Volume	CDF	Cd	Cr	Cu	Pb	Ni	Zn	CN	Ag	BOD	TSS	TTO	Violation
Dean Auto Collision Center Inc.	Sample Location #1	97	10/30/2020	11/25/2020	No	G			No				0.02		5.81						Yes
Department of Veterans Affairs Medical Center	Sample Location #3	90	2/12/2020	2/20/2020	No	G			No	0.002	0.025	0.14	0.097	0.025	0.23		0.025				No
Department of Veterans Affairs Medical Center	Sample Location #3	90	8/5/2020	8/31/2020	No	G			No	0.002	0.025	0.18	0.045	0.025	0.15		0.025				No
Department of Veterans Affairs Medical Center	Sample Location #3	90	9/17/2020	9/30/2020	No	G			No	0.02	0.025	6.2	0.11	0.049	0.38		0.025				Yes
Department of Veterans Affairs Medical Center	Sample Location #3	90	9/28/2020	10/8/2020	No	G			No	0.002	0.025	0.41	0.067	0.025	0.26		0.025				No
Department of Veterans Affairs Medical Center	Sample Location #3	90	10/21/2020	11/4/2020	No	G		170	No	0.002	0.025	0.24	0.04	0.028	0.14		0.025				No
Department of Veterans Affairs Medical Center	Sample Location #3	90	10/22/2020	11/4/2020	No	G		134	No	0.002	0.025	0.21	0.045	0.026	0.14		0.025				No
Department of Veterans Affairs Medical Center	Sample Location #3	90	10/23/2020	11/4/2020	No	G		108	No	0.002	0.025	0.61	0.073	0.047	0.29		0.025				No
Detroit Collision Center	Sample Location #1	97	1/31/2020	2/7/2020	No	G			No			0.047	0.005		0.534						No
Detroit Collision Center	Sample Location #1	97	7/21/2020	7/28/2020	No	G			No			0.133	0.005		2						No
Detroit Collision Center	Sample Location #2	97	1/31/2020	2/7/2020	No	G			No			0.056	0.006		0.619						No
Detroit Collision Center	Sample Location #2	97	7/21/2020	7/28/2020	No	G			No			0.115	0.005		2.15						No
Eastern Screw Company	Sample Location #1	26	1/13/2020	2/11/2020	No	G		300	No	0.004	0.005	0.02		0.01	0.02						No
Eastern Screw Company	Sample Location #1	26	5/11/2020	5/22/2020	No	G		200	No	0.004	0.005	0.02		0.005	0.02						No
Eastern Screw Company	Sample Location #1	26	7/1/2020	8/3/2020	No	G		500	No	0.004	0.005	0.02		0.01	0.028						No
Eastern Screw Company	Sample Location #1	26	10/13/2020	11/17/2020	No	G		600	No	0.004	0.008	0.02		0.014	0.028						No
Gilbane Building Company	Sample Location #1	53	10/8/2020	10/29/2020	No	G			No	0.01	0.12	0.53	0.12		2.5	0.01	0.12				No
Gotham Greens Providence, LLC	Sample Location #1	81	10/22/2020	11/23/2020	No	G	8		No									5.9	11		No
Gotham Greens Providence, LLC	Sample Location #2	81	10/22/2020	11/23/2020	No	G	8		No									5.9	18.6		No
Gotham Greens Providence, LLC	Sample Location #3	81	10/22/2020	11/23/2020	No	G	8		No									33.5	656		No
Greystone Auto Center	Sample Location #1	97	1/28/2020	3/9/2020	No	G			No				0.029	0.05	1.72						No
Greystone Auto Center	Sample Location #1	97	9/14/2020	10/6/2020	No	C			No				0.01	0.025	0.025						No
Hillview Auto Body	Sample Location #1	97	1/27/2020	3/5/2020	No	G			No	0.01	0.02	0.031	0.02		0.197					0.001	No
Hillview Auto Body	Sample Location #1	97	4/29/2020	5/8/2020	No	G	25		No	0.01	0.02	0.033	0.02		0.242					0.01	No
Hillview Auto Body	Sample Location #1	97	8/11/2020	9/16/2020	Yes	G			No	0.015	0.075	0.088	0.075	0.05	0.072		0.025			0.021	No
Hillview Auto Body	Sample Location #1	97	8/11/2020	8/28/2020	No	G		50	No	0.01	0.02	0.034	0.02		0.057					0.02	No
Hillview Auto Body	Sample Location #1	97	10/22/2020	10/30/2020	No	C			No	0.01	0.02	0.152	0.22		0.943						No
Hobbs Brook Management LLC	Sample Location #2	86	11/6/2020	11/13/2020	No	G			No	0.002	0.025	0.025	0.025	0.025	0.02		0.025				No
Hungry Ghost Press	Sample Location #1	99	1/15/2020	1/22/2020	No	G			No				0.005		0.016						No
Hungry Ghost Press	Sample Location #1	99	6/4/2020	6/12/2020	No	G			No		0.001	0.082			0.214						No
Hungry Ghost Press	Sample Location #1	99	12/10/2020	12/18/2020	No	G			No			0.001			0.015						No
Imperial Tile & Marble Works Inc.	Sample Location #1	99	3/11/2020	3/20/2020	No	G			No										4		No
Imperial Tile & Marble Works Inc.	Sample Location #1	99	6/5/2020	6/15/2020	No	G			No										2		No
Imperial Tile & Marble Works Inc.	Sample Location #1	99	9/8/2020	9/17/2020	No	G	1		No										13		No
Imperial Tile & Marble Works Inc.	Sample Location #1	99	12/29/2020	1/8/2021	No	G			No										2		No
Izzi Orthodontics	Sample Location #1	94	2/12/2020	6/15/2020	No	G			No								0.526				Yes
Izzi Orthodontics	Sample Location #1	94	2/19/2020	6/15/2020	No	G			No								0.122				No
Izzi Orthodontics	Sample Location #1	94	2/26/2020	6/15/2020	No	G			No								0.056				No
Izzi Orthodontics	Sample Location #1	94	5/18/2020	7/16/2020	No	G			No								0.038				No
Izzi Orthodontics	Sample Location #1	94	7/1/2020	7/14/2020	No	G			No								0.088				No
Izzi Orthodontics	Sample Location #1	94	10/28/2020	12/8/2020	No	G			No								0.111				No
J & W - John Hazen White Center	Sample Location #2	53	12/15/2020	12/23/2020	No	G			No	0.005	0.01	0.012	0.01	0.025	1.34		0.005				No
J & W-Snowden Hall	Sample Location #2	86	10/19/2020	11/3/2020	No	G			No	0.01	0.02	0.335	0.02	0.05	0.05		0.01				No
Ken Rocha Collision, LLC	Sample Location #1	97	5/9/2020	5/22/2020	No	G			No				0.058		0.594						No
Ken Rocha Collision, LLC	Sample Location #1	97	9/28/2020	10/16/2020	No	G			No				0.005		0.752						No
Long Live Beer Works, Inc.	Sample Location #1	34	3/19/2020	4/30/2020	No	G		100	No									65	7		No
Long Live Beer Works, Inc.	Sample Location #1	34	12/8/2020	12/21/2020	No	G		20	No									47	7		No
Meller Optics, Inc.	Sample Location #1	27	1/6/2020	1/21/2020	No	G		500	No			0.02			0.053					68	No
Meller Optics, Inc.	Sample Location #1	27	4/23/2020	5/8/2020	No	G		500	No			0.02			0.093					72	No
Meller Optics, Inc.	Sample Location #1	27	8/4/2020	8/13/2020	No	G		500	No			0.02			0.05					74	No
Meller Optics, Inc.	Sample Location #1	27	10/7/2020	10/19/2020	No	G		500	No			0.02			0.275					72	No
Miriam Hospital	Sample Location #1	90	4/8/2020	4/20/2020	No	G			No	0.002	0.025	0.051	0.025	0.005	0.065		0.002				No
Miriam Hospital	Sample Location #1	90	10/22/2020	11/12/2020	No	G			No	0.002	0.025	0.12	0.025	0.006	0.062		0.002				No

**Compliance Monitoring Results for Non-Significant Users  
Field's Point - 2020**

Company Name	Location	Category	Sample Date	Received Date	NBC Sample	Type	Flow	Volume	CDF	Cd	Cr	Cu	Pb	Ni	Zn	CN	Ag	BOD	TSS	TTO	Violation
Miriam Hospital	Sample Location #2	90	4/8/2020	4/20/2020	No	G			No	0.002	0.025	0.007	0.025	0.002	0.041		0.002				No
Miriam Hospital	Sample Location #2	90	10/22/2020	11/12/2020	No	G			No	0.002	0.025	0.004	0.025	0.002	0.014		0.002				No
Moody Machine Products, Inc.	Sample Location #1	21	4/30/2020	5/29/2020	No	C	75		No			0.025	0.025		0.028						No
Moody Machine Products, Inc.	Sample Location #1	21	10/28/2020	11/27/2020	No	C			No			0.025	0.025		0.048						No
Moses Brown School	Sample Location #1	86	4/28/2020	5/7/2020	No	G	30		No								0.033				No
Moses Brown School	Sample Location #1	86	5/21/2020	6/2/2020	No	G			No								0.019				No
Moses Brown School	Sample Location #1	86	6/4/2020	8/5/2020	No	G			No								0.028				No
Moses Brown School	Sample Location #1	86	6/11/2020	8/5/2020	No	G			No								0.033				No
Moses Brown School	Sample Location #1	86	10/20/2020	11/2/2020	No	G			No								0.01				No
Moses Brown School	Sample Location #2	86	4/28/2020	5/7/2020	No	G	30		No								0.684				Yes
Moses Brown School	Sample Location #2	86	5/28/2020	6/8/2020	No	G			No								0.055				No
Moses Brown School	Sample Location #2	86	6/4/2020	6/12/2020	No	G	128		No								0.028				No
Moses Brown School	Sample Location #2	86	10/20/2020	11/2/2020	No	G			No								0.01				No
New England Petroleum Terminal, LLC.	Sample Location #1	59	1/16/2020	2/14/2020	No	G	26202		No										5		No
New England Petroleum Terminal, LLC.	Sample Location #1	59	1/27/2020	2/14/2020	No	G	47373		No										5		No
New England Petroleum Terminal, LLC.	Sample Location #1	59	2/7/2020	3/13/2020	No	G	80080		No										6		No
New England Petroleum Terminal, LLC.	Sample Location #1	59	2/27/2020	3/13/2020	No	G	157077		No										5		No
New England Petroleum Terminal, LLC.	Sample Location #1	59	3/4/2020	4/8/2020	No	G	32425		No										5		No
New England Petroleum Terminal, LLC.	Sample Location #1	59	3/24/2020	4/8/2020	No	G	300955		No										6		No
New England Petroleum Terminal, LLC.	Sample Location #1	59	4/3/2020	5/14/2020	No	G	244247		No										5		No
New England Petroleum Terminal, LLC.	Sample Location #1	59	4/22/2020	5/14/2020	No	G	42047		No										5		No
New England Petroleum Terminal, LLC.	Sample Location #1	59	6/8/2020	7/23/2020	No	G	32235		No										6		No
New England Petroleum Terminal, LLC.	Sample Location #1	59	6/29/2020	7/23/2020	No	G	53768		No										5		No
New England Petroleum Terminal, LLC.	Sample Location #1	59	7/15/2020	8/17/2020	No	G	29261		No										13		No
New England Petroleum Terminal, LLC.	Sample Location #1	59	7/29/2020	8/18/2020	No	G	69393		No										6		No
New England Petroleum Terminal, LLC.	Sample Location #1	59	8/5/2020	9/9/2020	No	G	1819		No										5		No
New England Petroleum Terminal, LLC.	Sample Location #1	59	8/17/2020	9/9/2020	No	G	22136		No										5		No
New England Petroleum Terminal, LLC.	Sample Location #1	59	9/3/2020	10/26/2020	No	G	11793		No										10		No
New England Petroleum Terminal, LLC.	Sample Location #1	59	9/29/2020	10/16/2020	No	G	2168		No										5		No
New England Petroleum Terminal, LLC.	Sample Location #1	59	10/6/2020	11/9/2020	No	G	9488		No										5		No
New England Petroleum Terminal, LLC.	Sample Location #1	59	10/14/2020	11/9/2020	No	G	181805		No										5		No
New England Petroleum Terminal, LLC.	Sample Location #1	59	11/16/2020	12/28/2020	No	G	79286		No										5		No
New England Petroleum Terminal, LLC.	Sample Location #1	59	11/23/2020	12/28/2020	No	G			No										5		No
New England Petroleum Terminal, LLC.	Sample Location #1	59	12/7/2020	1/11/2021	No	G	12016		No										10		No
New England Petroleum Terminal, LLC.	Sample Location #1	59	12/14/2020	1/11/2021	No	G	18891		No										5		No
New England Petroleum Terminal, LLC.	Sample Location #2	59	1/16/2020	2/14/2020	No	G	25827		No										5		No
New England Petroleum Terminal, LLC.	Sample Location #2	59	1/27/2020	2/14/2020	No	G	32561		No										5		No
New England Petroleum Terminal, LLC.	Sample Location #2	59	2/7/2020	3/13/2020	No	G	18000		No										7		No
New England Petroleum Terminal, LLC.	Sample Location #2	59	2/27/2020	3/13/2020	No	G	107640		No										5		No
New England Petroleum Terminal, LLC.	Sample Location #2	59	3/4/2020	4/8/2020	No	G	17940		No										5		No
New England Petroleum Terminal, LLC.	Sample Location #2	59	3/24/2020	4/8/2020	No	G	43056		No										5		No
New England Petroleum Terminal, LLC.	Sample Location #2	59	4/3/2020	5/14/2020	No	G	64980		No										5		No
New England Petroleum Terminal, LLC.	Sample Location #2	59	4/22/2020	5/14/2020	No	G	71760		No										5		No
New England Petroleum Terminal, LLC.	Sample Location #2	59	6/8/2020	7/23/2020	No	G	7620		No										10		No
New England Petroleum Terminal, LLC.	Sample Location #2	59	6/29/2020	7/23/2020	No	G	37680		No										5		No
New England Petroleum Terminal, LLC.	Sample Location #2	59	7/15/2020	8/17/2020	No	G	28944		No										21		No
New England Petroleum Terminal, LLC.	Sample Location #2	59	7/29/2020	8/17/2020	No	G	18090		No										19		No
New England Petroleum Terminal, LLC.	Sample Location #2	59	8/5/2020	9/9/2020	No	G	14472		No										13		No
New England Petroleum Terminal, LLC.	Sample Location #2	59	8/17/2020	9/9/2020	No	G	10854		No										6		No
New England Petroleum Terminal, LLC.	Sample Location #2	59	9/29/2020	10/16/2020	No	G	7176		No										7		No
New England Petroleum Terminal, LLC.	Sample Location #2	59	10/6/2020	11/9/2020	No	G	28704		No										5		No
New England Petroleum Terminal, LLC.	Sample Location #2	59	10/14/2020	11/9/2020	No	G	46644		No										5		No
New England Petroleum Terminal, LLC.	Sample Location #2	59	11/16/2020	12/28/2020	No	G	85974		No										5		No



**Compliance Monitoring Results for Non-Significant Users  
Field's Point - 2020**

Company Name	Location	Category	Sample Date	Received Date	NBC Sample	Type	Flow	Volume	CDF	Cd	Cr	Cu	Pb	Ni	Zn	CN	Ag	BOD	TSS	TTO	Violation
New England Petroleum Terminal, LLC.	Sample Location #2	59	11/23/2020	12/28/2020	No	G	115878		No										5		No
New England Petroleum Terminal, LLC.	Sample Location #2	59	12/7/2020	1/11/2021	No	G	173994		No										10		No
New England Petroleum Terminal, LLC.	Sample Location #2	59	12/14/2020	1/11/2021	No	G	36780		No										5		No
NGC INC.	Sample Location #1	81	1/2/2020	1/23/2020	No	G	7256		No									690	28		No
NGC INC.	Sample Location #1	81	4/28/2020	5/11/2020	No	C	3066		No									720	33		No
NGC INC.	Sample Location #1	81	7/1/2020	9/14/2020	No	C	5550		No									1400	350		No
NGC INC.	Sample Location #1	81	9/30/2020	10/1/2020	Yes	C	9132		No									1444.19	46.667		No
NGC INC.	Sample Location #1	81	10/5/2020	10/19/2020	No	C	11594		No									860	110		No
Nick's Auto Body, Inc.	Sample Location #1	97	4/18/2020	5/5/2020	No	G			No				0.05		0.681						No
Nick's Auto Body, Inc.	Sample Location #1	97	10/17/2020	11/9/2020	No	G			No				0.141		1.03						No
Ocean State Peeled Potatoes	Sample Location #1	81	1/17/2020	2/18/2020	No	C	524		No									760	217		No
Ocean State Peeled Potatoes	Sample Location #1	81	4/17/2020	5/29/2020	No	G	1646		No									2060	700		No
Ocean State Peeled Potatoes	Sample Location #1	81	7/16/2020	8/31/2020	No	C	1870		No									780	199		No
Ocean State Peeled Potatoes	Sample Location #1	81	9/22/2020	9/23/2020	Yes	C	1421		No									80.51	120		No
Ocean State Peeled Potatoes	Sample Location #1	81	10/16/2020	11/5/2020	No	C	823		No									1330	10600		No
Prospect CharterCARE RWMC, LLC	Sample Location #3	90	6/1/2020	6/18/2020	No	G			No		0.02	0.09		0.02	0.05	0.076	0.01				No
Prospect CharterCARE RWMC, LLC	Sample Location #3	90	10/9/2020	11/12/2020	No	G			No		0.02	0.111	0.123	0.05	0.165		0.01				No
Prospect CharterCARE RWMC, LLC	Sample Location #4	90	6/1/2020	6/18/2020	No	G			No		0.02	0.17	0.02	0.05	0.207		0.01				No
Prospect CharterCARE RWMC, LLC	Sample Location #4	90	10/9/2020	11/12/2020	No	G			No		0.02	0.686	0.02	0.05	0.205		0.01				No
Prospect CharterCARE RWMC, LLC (Maude)	Sample Location #1	90	2/13/2020	5/14/2020	No	G			No								0.01				No
Prospect CharterCARE RWMC, LLC (Maude)	Sample Location #1	90	6/1/2020	8/3/2020	No	G			No								0.01				No
Prospect CharterCARE RWMC, LLC (Maude)	Sample Location #1	90	6/1/2020	6/18/2020	No	G			No								0.01				No
Prospect CharterCARE RWMC, LLC (Maude)	Sample Location #1	90	10/5/2020	11/12/2020	No	G			No								0.01				No
Prospect CharterCARE RWMC, LLC (Maude)	Sample Location #1	90	10/9/2020	11/12/2020	No	G			No								0.01				No
Prospect CharterCARE RWMC, LLC (Maude)	Sample Location #2	90	6/1/2020	6/18/2020	No	G			No		0.02	0.234	0.133	0.05	0.551		0.01				No
Prospect CharterCARE RWMC, LLC (Maude)	Sample Location #2	90	10/9/2020	11/12/2020	No	G			No		0.02	0.302	0.02	0.05	0.05		0.01				No
Prospect CharterCARE RWMC, LLC (Maude)	Sample Location #3	90	6/1/2020	6/18/2020	No	G			No		0.02	0.39	0.02	0.05	0.059		0.01				No
Prospect CharterCARE RWMC, LLC (Maude)	Sample Location #3	90	10/9/2020	11/12/2020	No	G			No		0.02	0.059	0.02	0.05			0.01				No
Prospect CharterCARE SJHSRI	Sample Location #1	90	6/1/2020	6/25/2020	No	G			No	0.01	0.047	0.155	0.026	0.05	0.409		0.01				No
Prospect CharterCARE SJHSRI	Sample Location #1	90	10/9/2020	11/12/2020	No	G			No	0.01	0.02	0.08	0.02	0.05	0.077		0.01				No
Prospect CharterCARE SJHSRI	Sample Location #2	90	6/1/2020	6/24/2020	No	G			No	0.01	0.02	0.053	0.02	0.05	0.457		0.01				No
Prospect CharterCARE SJHSRI	Sample Location #2	90	10/9/2020	11/12/2020	No	G			No	0.01	0.02	0.055	0.1	0.05	0.29		0.01				No
Prospect CharterCARE SJHSRI	Sample Location #3	90	6/1/2020	6/25/2020	No	G			No	0.01	0.02	0.038	0.02	0.05	0.5		0.01				No
Prospect CharterCARE SJHSRI	Sample Location #3	90	10/9/2020	11/12/2020	No	G			No	0.01	0.02	0.075	0.04	0.05	0.347		0.01				No
Providence Auto Body, Inc.	Sample Location #1	97	4/30/2020	6/10/2020	No	G			No				0.02	0.02	0.05	0.182	0.01				No
Providence Auto Body, Inc.	Sample Location #1	97	10/23/2020	11/4/2020	No	G			No			0.02	0.02	0.05	0.182						No
Providence Auto Body, Inc.	Sample Location #2	97	4/30/2020	6/10/2020	No	G			No			0.02	0.02	0.05	0.217		0.01				No
Providence Auto Body, Inc.	Sample Location #2	97	10/23/2020	11/4/2020	No	G			No			0.02	0.02	0.05	0.05						No
Providence Auto Body, Inc.	Sample Location #3	97	4/30/2020	6/10/2020	No	G			No			0.02	0.02	0.05	0.05		0.01				No
Providence Auto Body, Inc.	Sample Location #3	97	10/23/2020	11/4/2020	No	G			No			0.024	0.029	0.05	1.61						No
Providence Brewing Company LLC	Sample Location #1	89	3/13/2020	8/6/2020	No	G			No									3	10		No
Providence Brewing Company LLC	Sample Location #1	89	10/6/2020	11/17/2020	No	G			No									205	5		No
Providence College - Hunt-Cavanagh	Sample Location #1	93	2/11/2020	3/3/2020	No	G		25	No								0.9				Yes
Providence College - Hunt-Cavanagh	Sample Location #1	93	2/12/2020	3/3/2020	No	G		25	No								0.17				No
Providence College - Hunt-Cavanagh	Sample Location #1	93	2/13/2020	3/3/2020	No	G		25	No								0.04				No
Providence College - Hunt-Cavanagh	Sample Location #1	93	2/14/2020	3/3/2020	No	G		25	No								0.025				No
Providence College - Hunt-Cavanagh	Sample Location #1	93	3/3/2020	4/27/2020	No	G			No								0.79				Yes
Providence College - Hunt-Cavanagh	Sample Location #1	93	11/11/2020	12/4/2020	No	G		25	No								0.025				No
Providence College - Hunt-Cavanagh	Sample Location #1	93	11/12/2020	12/4/2020	No	G		25	No								0.025				No
Providence College - Hunt-Cavanagh	Sample Location #1	93	11/13/2020	12/4/2020	No	G		25	No								0.025				No
Providence College - Hunt-Cavanagh	Sample Location #3	93	3/6/2020	4/27/2020	No	G			No								0.21				No
Providence College - Hunt-Cavanagh	Sample Location #3	93	11/11/2020	12/4/2020	No	G		25	No								0.028				No
Providence College - Hunt-Cavanagh	Sample Location #4	93	3/5/2020	4/27/2020	No	G			No		0.025	0.037	0.025		0.031						No

**Compliance Monitoring Results for Non-Significant Users  
Field's Point - 2020**

Company Name	Location	Category	Sample Date	Received Date	NBC Sample	Type	Flow	Volume	CDF	Cd	Cr	Cu	Pb	Ni	Zn	CN	Ag	BOD	TSS	TTO	Violation
Providence College - Schneider Arena	Sample Location #1	89	2/7/2020	3/3/2020	No	G		500	No		0.025	0.12	0.025	0.025	0.61						No
Providence College - Schneider Arena	Sample Location #1	89	12/7/2020	12/28/2020	No	G		500	No		0.025	0.062	0.025	0.025	1.9						No
Providence College-Power Plant	Sample Location #4	53	10/7/2020	10/20/2020	No	G		5000	No		0.025	0.066	0.025	0.025	0.38	0.025					No
Providence College-Power Plant	Sample Location #4	53	12/7/2020	12/28/2020	No	G		500	No		0.025	0.15	0.025	0.025	0.8	0.025					No
Providence College-Power Plant	Sample Location #5	53	1/13/2020	2/3/2020	No	G		5000	No		0.405	0.184	0.025	0.085	0.13	0.025					No
Providence College-Power Plant	Sample Location #5	53	5/31/2020	6/15/2020	No	G		5000	No		0.52	0.41	0.025	0.22	0.2	0.025					No
Providence College-Power Plant	Sample Location #5	53	9/20/2020	10/6/2020	No	G		7000	No		0.43	0.24	0.025	0.12	0.081	0.025					No
Quality Spraying Technologies	Sample Location #1	27	1/20/2020	2/14/2020	No	C			No			0.168		0.104	0.102						No
Quality Spraying Technologies	Sample Location #2	27	1/20/2020	2/14/2020	No	G			No			0.342			0.255					0.575	No
R & J Manufacturing Company	Sample Location #1	24	1/9/2020	1/31/2020	No	C			No		0.02	0.294			0.152						No
R & J Manufacturing Company	Sample Location #1	24	7/21/2020	8/7/2020	No	C			No		0.02	0.064			0.05						No
R.I. Hospital - Hasbro Childrens	Sample Location #1	90	7/31/2020	8/27/2020	No	G			No		0.02	0.05	0.02	0.05	0.066	0.01					No
R.I.P.T.A. - 705 Elmwood	Sample Location #1	37	1/13/2020	1/30/2020	No	G			No			0.025	0.025	1.15	0.102						No
R.I.P.T.A. - 705 Elmwood	Sample Location #1	37	4/27/2020	5/7/2020	No	G			No			0.091	0.025	0.046	0.97						No
R.I.P.T.A. - 705 Elmwood	Sample Location #1	37	7/28/2020	8/13/2020	No	G			No			0.064	0.025	0.23	0.47						No
R.I.P.T.A. - 705 Elmwood	Sample Location #1	37	10/16/2020	10/28/2020	No	G			No			0.049	0.025	0.025	0.28						No
R.I.P.T.A. - 750 Elmwood	Sample Location #1	37	1/13/2020	1/30/2020	No	G			No			0.227	0.044	0.152	0.99						No
R.I.P.T.A. - 750 Elmwood	Sample Location #1	37	4/27/2020	5/7/2020	No	G			No			0.038	0.025	0.025	0.13						No
R.I.P.T.A. - 750 Elmwood	Sample Location #1	37	7/28/2020	8/13/2020	No	G			No			0.066	0.025	0.025	0.3						No
R.I.P.T.A. - 750 Elmwood	Sample Location #1	37	10/16/2020	10/28/2020	No	G			No			0.068	0.025	0.025	0.52						No
Regency Plaza	Sample Location #1	86	10/13/2020	10/29/2020	No	G			No	0.005	0.01	0.034	0.01	0.025	0.216	0.005					No
Regency Plaza - East Building #3	Sample Location #1	86	10/13/2020	10/29/2020	No	G			No	0.005	0.01	0.01	0.02	0.025	0.037	0.005					No
Regency Plaza - West Building #2	Sample Location #1	86	10/13/2020	10/29/2020	No	G			No	0.005	0.01	0.038	0.02	0.025	0.025	0.005					No
Rhode Island College - Connection 2	Sample Location #1	43	11/9/2020	12/18/2020	No	G			No							0.6					Yes
Rhode Island College - Connection 2	Sample Location #1	43	12/16/2020	1/4/2021	No	G			No							0.25					No
Rhode Island College - Connection 2	Sample Location #1	43	12/17/2020	1/4/2021	No	G			No							0.25					No
Rhode Island College - Connection 2	Sample Location #1	43	12/18/2020	1/4/2021	No	G			No							0.25					No
Rhode Island College - Connection 2	Sample Location #1	43	12/21/2020	1/4/2021	No	G			No							0.025					No
Rhode Island College - Connection 2	Sample Location #2	43	11/9/2020	12/18/2020	No	G			No							5.4					Yes
Rhode Island College - Connection 2	Sample Location #2	43	12/16/2020	1/4/2021	No	G			No							0.025					No
Rhode Island College - Connection 2	Sample Location #2	43	12/17/2020	1/4/2021	No	G			No							0.025					No
Rhode Island College - Connection 2	Sample Location #2	43	12/18/2020	1/4/2021	No	G			No							0.025					No
Rhode Island College - Connection 2	Sample Location #2	43	12/21/2020	1/4/2021	No	G			No							0.025					No
Rhode Island College - Connection 2	Sample Location #3	43	11/9/2020	12/18/2020	No	G			No							4.6					Yes
Rhode Island College - Connection 2	Sample Location #3	43	12/17/2020	1/4/2021	No	G			No							0.025					No
Rhode Island College - Connection 2	Sample Location #3	43	12/18/2020	1/4/2021	No	G			No							0.025					No
Rhode Island College - Connection 2	Sample Location #3	43	12/21/2020	1/4/2021	No	G			No							0.025					No
Rhode Island Hospital	Sample Location #1	90	4/10/2020	5/4/2020	No	G			No	0.005	0.01	0.308	0.01	0.025	0.025	0.005					No
Rhode Island Hospital	Sample Location #1	90	10/19/2020	11/6/2020	No	G			No	0.01	0.02	0.324	0.023	0.05	0.077	0.01					No
Rhode Island Hospital	Sample Location #2	90	4/10/2020	5/4/2020	No	G			No	0.005	0.011	0.045	0.01	0.025	0.151	0.005					No
Rhode Island Hospital	Sample Location #2	90	10/19/2020	11/6/2020	No	G			No	0.01	0.02	0.02	0.02	0.05	0.07	0.01					No
Rhode Island Hospital	Sample Location #3	90	4/13/2020	5/4/2020	No	G			No	0.005	0.01	0.031	0.002	0.025	0.025	0.005					No
Rhode Island Hospital	Sample Location #3	90	10/19/2020	11/6/2020	No	G			No	0.01	0.02	0.035	0.02	0.05	0.176	0.01					No
Rhode Island Hospital	Sample Location #4	90	4/13/2020	5/4/2020	No	G			No	0.005	0.01	0.088	0.01	0.025	0.025	0.005					No
Rhode Island Hospital	Sample Location #4	90	10/19/2020	11/6/2020	No	G			No	0.01	0.02	0.02	0.02	0.05	0.082	0.01					No
Rhode Island Hospital	Sample Location #5	90	4/10/2020	5/4/2020	No	G			No	0.005	0.01	0.011	0.01	0.025	0.081	0.005					No
RISD - Benson Hall	Sample Location #1	24	10/12/2020	10/30/2020	No	G			No	0.002	0.025	0.32	0.025	0.026	0.38	0.025			550		No
RISD - College Building	Sample Location #1	23	10/12/2020	10/30/2020	No	C			No		0.025	0.034			0.068						No
RISD - Design Center	Sample Location #1	93	10/12/2020	10/30/2020	No	G			No							0.025					No
RISD - Design Center	Sample Location #3	93	10/12/2020	10/30/2020	No	G			No		0.025	0.048			0.17						No
RISD - Mason (CIT) Building	Sample Location #1	99	10/8/2020	10/26/2020	No	G			No		0.09	5.1			3.2						Yes
RISD - Mason (CIT) Building	Sample Location #1	99	10/27/2020	11/16/2020	No	G			No			0.11			0.042						No
RISD - Mason (CIT) Building	Sample Location #1	99	10/29/2020	11/16/2020	No	G			No			0.19			0.11						No

**Compliance Monitoring Results for Non-Significant Users  
Field's Point - 2020**

Company Name	Location	Category	Sample Date	Received Date	NBC Sample	Type	Flow	Volume	CDF	Cd	Cr	Cu	Pb	Ni	Zn	CN	Ag	BOD	TSS	TTO	Violation
RISD - Mason (CIT) Building	Sample Location #1	99	11/3/2020	11/16/2020	No	G			No			0.7			0.078						No
RISD - Mason (CIT) Building	Sample Location #1	99	11/5/2020	11/16/2020	No	G			No			0.28			0.081						No
RISD - Mason (CIT) Building	Sample Location #2	99	10/8/2020	10/26/2020	No	G			No	0.002	0.025	0.28	0.025	0.025	0.097		0.025				No
RISD - Metcalf Building	Sample Location #1	43	10/8/2020	10/26/2020	No	G			No	0.002	0.025	0.058	0.025	0.025	0.02		0.025				No
RISD - Washington Building	Sample Location #1	99	10/8/2020	10/26/2020	No	G			No		0.033	0.72			12						Yes
RISD - Washington Building	Sample Location #1	99	10/27/2020	11/16/2020	No	G			No						0.12						No
RISD - Washington Building	Sample Location #1	99	10/29/2020	11/16/2020	No	G			No						0.46						No
RISD - Washington Building	Sample Location #1	99	11/3/2020	11/16/2020	No	G			No						0.088						No
RISD - Washington Building	Sample Location #1	99	11/5/2020	11/16/2020	No	G			No						0.12						No
RISD - Winston Clock Tower	Sample Location #1	53	10/8/2020	10/26/2020	No	G			No	0.002	0.025	0.27	0.025	0.025	0.038		0.025				No
Steven A. Sack, D.M.D	Sample Location #1	94	10/22/2020	11/6/2020	No	G			No								0.025				No
Steven W. Silverberg DDS	Sample Location #1	94	2/4/2020	2/27/2020	No	G			No								0.005				No
Steven W. Silverberg DDS	Sample Location #1	94	8/10/2020	8/17/2020	No	G			No								0.005				No
SWG Promotions, LLC	Sample Location #1	99	1/8/2020	1/16/2020	No	G			No	0.1	0.2	0.311									No
SWG Promotions, LLC	Sample Location #1	99	10/7/2020	10/21/2020	No	G			No	0.005	0.01	0.029									No
The Industrious Spirit Company, LLC	Sample Location #1	34	1/21/2020	2/3/2020	No	G		15	No									1800			No
The Industrious Spirit Company, LLC	Sample Location #1	34	3/23/2020	4/6/2020	No	G		15	No									30	1.4		No
The Industrious Spirit Company, LLC	Sample Location #1	34	6/29/2020	7/24/2020	No	G		15	No									25	1		No
The Industrious Spirit Company, LLC	Sample Location #1	34	9/15/2020	9/30/2020	No	G	15	15	No									14	1		No
The Industrious Spirit Company, LLC	Sample Location #1	34	12/22/2020	1/25/2021	No	G		30	No									25	14.3		No
Tower Manufacturing Corp.	Sample Location #1	27	1/13/2020	1/29/2020	No	C		30	No		0.02	0.047			0.05						No
Tower Manufacturing Corp.	Sample Location #1	27	4/7/2020	4/21/2020	No	C	20		No		0.02	0.035			0.05						No
Tower Manufacturing Corp.	Sample Location #1	27	7/1/2020	7/29/2020	No	C	100		No		0.02	0.135			0.05						No
Tower Manufacturing Corp.	Sample Location #1	27	10/1/2020	10/21/2020	No	C	40		No		0.02	0.02			0.05						No
Travelers Auto Body, Inc.	Sample Location #1	97	6/5/2020	6/19/2020	No	G			No				0.025		0.11						No
Travelers Auto Body, Inc.	Sample Location #1	97	12/8/2020	12/18/2020	No	G			No				0.025		0.22						No
U.S. Postal Service - P&DC	Sample Location #1	27	4/8/2020	4/23/2020	No	G			No				0.054								No
U.S. Postal Service - P&DC	Sample Location #1	27	10/14/2020	10/20/2020	No	G			No				0.626								Yes
U.S. Postal Service - P&DC	Sample Location #1	27	11/6/2020	11/19/2020	No	G			No				0.248								No
U.S. Postal Service - P&DC	Sample Location #1	27	11/13/2020	11/27/2020	No	G			No				0.493								No
U.S. Postal Service - P&DC	Sample Location #1	27	11/20/2020	12/8/2020	No	G			No				0.336								No
U.S. Postal Service - P&DC	Sample Location #1	27	11/25/2020	12/8/2020	No	G			No				0.671								Yes
U.S. Postal Service - P&DC	Sample Location #1	27	12/29/2020	1/7/2021	No	G			No				0.486								No
U.S. Postal Service - P&DC	Sample Location #3	27	10/14/2020	10/20/2020	No	G			No	0.01	0.02	0.931	0.02	0.05	0.05		0.01				No
United States Postal Service - Providence VMF	Sample Location #1	37	2/7/2020	2/25/2020	No	G			No				0.046		0.88						No
United States Postal Service - Providence VMF	Sample Location #1	37	7/10/2020	8/5/2020	No	G			No				0.013		3.9						Yes
United States Postal Service - Providence VMF	Sample Location #1	37	8/28/2020	10/8/2020	No	G			No				0.033		0.7						No
United States Postal Service - Providence VMF	Sample Location #1	37	9/11/2020	10/8/2020	No	G			No				0.03		0.63						No
United States Postal Service - Providence VMF	Sample Location #1	37	9/17/2020	10/8/2020	No	G			No				0.034		0.92						No
Waterfire Providence	Sample Location #1	97	5/8/2020	5/29/2020	No	G			No				0.01	0.01	0.052						No
Waterfire Providence	Sample Location #1	97	10/6/2020	10/27/2020	No	G			No				0.02	0.05	0.05						No
Women & Infants' Hospital	Sample Location #1	90	4/28/2020	5/12/2020	No	G			No	0.01	0.02	1.21	0.02	0.05	0.807						Yes
Women & Infants' Hospital	Sample Location #1	90	5/26/2020	6/4/2020	No	G			No			0.356									No
Women & Infants' Hospital	Sample Location #1	90	5/27/2020	6/4/2020	No	G			No			0.284									No
Women & Infants' Hospital	Sample Location #1	90	6/1/2020	6/24/2020	No	G			No			1.04									No
Women & Infants' Hospital	Sample Location #1	90	6/2/2020	6/24/2020	No	G			No			0.93									No
Women & Infants' Hospital	Sample Location #1	90	10/19/2020	10/28/2020	No	G			No	0.01	0.02	0.042	0.02	0.05	0.352	0.02	0.01				No
Women & Infants' Hospital	Sample Location #2	90	4/28/2020	5/13/2020	No	G			No	0.01	0.02	0.335	0.02	0.05	1.16						No
Women & Infants' Hospital	Sample Location #2	90	10/19/2020	10/28/2020	No	G			No	0.01	0.02	0.049	0.02	0.05	0.992	0.02	0.01				No
Women & Infants' Hospital	Sample Location #3	90	4/28/2020	5/13/2020	No	G			No	0.01	0.02	0.096	0.02	0.05	0.355						No
Women & Infants' Hospital	Sample Location #3	90	10/19/2020	10/28/2020	No	G			No	0.01	0.02	0.314	0.04	0.05	0.182	0.02	0.01				No
Women and Infants-Kilguss Lab	Sample Location #1	95	4/27/2020	5/19/2020	No	G			No								0.2				No
Women and Infants-Kilguss Lab	Sample Location #1	95	10/26/2020	11/20/2020	No	G			No								0.2				No

**Compliance Monitoring Results for Non-Significant Users  
Field's Point - 2020**

<b>Company Name</b>	<b>Location</b>	<b>Category</b>	<b>Sample Date</b>	<b>Received Date</b>	<b>NBC Sample</b>	<b>Type</b>	<b>Flow</b>	<b>Volume</b>	<b>CDF</b>	<b>Cd</b>	<b>Cr</b>	<b>Cu</b>	<b>Pb</b>	<b>Ni</b>	<b>Zn</b>	<b>CN</b>	<b>Ag</b>	<b>BOD</b>	<b>TSS</b>	<b>TTO</b>	<b>Violation</b>
Ximedica	Sample Location #1	49	10/23/2020	11/5/2020	No	G			No	0.01	0.02	0.02	0.02	0.05	0.092		0.01			0.004	No

# ***COMPLIANCE MONITORING LEGEND***

## **Parameter Legend**

O&G = Oil and Grease

TRC = Total Residual Chlorine

N = Nitrogen

TKN = Total Kjeldahl Nitrogen

NH<sub>3</sub> = Ammonia

NO<sub>3</sub>+NO<sub>2</sub> = Nitrate+Nitrite

As = Arsenic

Hg = Mercury

CN = Cyanide

## **Sample Legend**

C = Composite Sample

G = Grab Sample

CDF = Concentrated Discharge Formula

Category # Refers to Users Category Number Specified in Chapter III

**Compliance Monitoring Results for Non-Significant Users  
Field's Point - 2020**

Company Name	Location	Category	Sample Date	Received Date	NBC Sample	Type	Flow	Volume	CDF	Total O&G	Total N	Ammonia	As	Hg	NO3+NO2	TKN	Violation
221 Academy Ave. Meat, Inc.	Sample Location #1	81	1/20/2020	2/5/2020	No	G			No	35.3							No
221 Academy Ave. Meat, Inc.	Sample Location #1	81	9/4/2020	10/7/2020	No	G			No	4.7							No
A Duie Pyle, Inc.	Sample Location #1	37	4/6/2020	5/1/2020	No	G			No	5.9							No
A Duie Pyle, Inc.	Sample Location #1	37	10/13/2020	11/5/2020	No	G			No	2							No
AAA Northeast Warehouse/Fleet Operations	Sample Location #1	37	4/21/2020	5/4/2020	No	G			No	4.7							No
AAA Northeast Warehouse/Fleet Operations	Sample Location #1	37	10/8/2020	10/30/2020	No	G	1		No	4.7							No
Al-Jac Produce	Sample Location #1	81	9/22/2020	9/23/2020	Yes	C		1	No		195	10.3	0.015		5.04	190	No
Alpine Auto Body, Inc.	Sample Location #1	97	2/10/2020	4/9/2020	No	G			No	7							No
Alpine Auto Body, Inc.	Sample Location #1	97	9/11/2020	10/7/2020	No	G			No	5							No
Antonelli Poultry	Sample Location #1	81	3/10/2020	3/26/2020	No	G			No	1.6							No
Antonelli Poultry	Sample Location #1	81	9/4/2020	9/8/2020	No	G			No	1.6							No
ASP & Training Inc.	Sample Location #1	85	2/21/2020	3/4/2020	No	G			No	391							Yes
Atwood Car Wash	Sample Location #1	97	5/6/2020	6/3/2020	No	G			No	62.9							No
Atwood Car Wash	Sample Location #1	97	11/1/2020	12/14/2020	No	G			No	11.9							No
Avalon Bay - Center Place	Sample Location #1	89	1/23/2020	2/6/2020	No	G			No	2							No
Avalon Bay - Center Place	Sample Location #1	89	6/16/2020	6/25/2020	No	G			No	12							No
Avalon Bay - Center Place	Sample Location #1	89	10/21/2020	10/28/2020	No	G			No	4.4							No
B. Deltoro & Sons, Inc.	Sample Location #1	81	9/28/2020	9/29/2020	Yes	C	4641		No		226	7.96	0.005		3.59	222	No
Baffoni's Poultry Farm	Sample Location #1	81	6/26/2020	7/20/2020	No	G			No	5							No
Bagel Express	Sample Location #1	81	6/18/2020	7/2/2020	No	G			No	4.8							No
Bagel Express	Sample Location #1	81	12/21/2020	1/22/2021	No	G			No	5.5							No
Ballard Mack Sales and Service of RI	Sample Location #1	37	3/17/2020	3/30/2020	No	G			No	784							Yes
Ballard Mack Sales and Service of RI	Sample Location #1	37	4/17/2020	4/28/2020	No	G	1591		No	15							No
Ballard Mack Sales and Service of RI	Sample Location #1	37	4/24/2020	5/5/2020	No	G			No	4.7							No
Ballard Mack Sales and Service of RI	Sample Location #1	37	5/4/2020	5/13/2020	No	G	433		No	24.5							No
Ballard Mack Sales and Service of RI	Sample Location #1	37	5/8/2020	5/27/2020	No	G			No	100							No
Ballard Mack Sales and Service of RI	Sample Location #1	37	9/30/2020	10/13/2020	No	G	6335		No	63.1							No
Bj's Wholesale Club	Sample Location #1	82	1/2/2020	2/18/2020	No	G			No	224							Yes
Bj's Wholesale Club	Sample Location #1	82	1/9/2020	2/18/2020	No	G			No	178							Yes
Bj's Wholesale Club	Sample Location #1	82	3/17/2020	4/20/2020	No	G			No	81.2							No
Bonollo Provisions Co., Inc.	Sample Location #1	81	1/2/2020	1/9/2020	No	G			No	34							No
Bonollo Provisions Co., Inc.	Sample Location #1	81	8/7/2020	8/12/2020	No	G			No	4							No
Borrelli's Bakery	Sample Location #1	81	7/15/2020	10/2/2020	No	G			No	35.8							No
Bread Unlimited, LLC	Sample Location #1	81	2/4/2020	2/12/2020	No	G			No	6.7							No
Bread Unlimited, LLC	Sample Location #1	81	7/7/2020	7/14/2020	No	G		50	No	13.8							No
Brittany Motors	Sample Location #1	97	2/7/2020	2/13/2020	No	G			No	66							No
Brittany Motors	Sample Location #1	97	8/19/2020	9/10/2020	No	G	1		No	7							No
Brown University - Central Heat Plant	Sample Location #2	52	4/24/2020	6/3/2020	No	G	195		No	0.5							No
Brown University - Central Heat Plant	Sample Location #2	52	10/23/2020	11/6/2020	No	G	70		No	0.5							No
Brown University - Facilities Management	Sample Location #1	97	4/6/2020	5/1/2020	No	G			No	12							No
Brown University - Facilities Management	Sample Location #1	97	10/8/2020	10/28/2020	No	G			No	4.6							No
Brown University - Geochem	Sample Location #1	95	4/6/2020	5/1/2020	No	G			No	57							No
Brown University - Geochem	Sample Location #1	95	10/8/2020	10/28/2020	No	G	7		No	42							No
Cal's Corner Restaurant	Sample Location #1	85	1/9/2020	1/30/2020	No	G			No	8.8							No
Cal's Corner Restaurant	Sample Location #1	85	7/22/2020	9/2/2020	No	G			No	20.9							No
Cal's Corner Restaurant	Sample Location #1	85	11/24/2020	1/13/2021	No	G			No	5.6							No
CAMRAC, LLC	Sample Location #1	37	4/30/2020	5/28/2020	No	G		500	No	4.9							No
CAMRAC, LLC	Sample Location #1	37	10/30/2020	11/25/2020	No	G		1000	No	8.5							No
Centro America Ditrubidora Supermarket	Sample Location #1	81	1/15/2020	1/23/2020	No	G			No	4.7							No
Centro America Ditrubidora Supermarket	Sample Location #1	81	7/24/2020	8/5/2020	No	G			No	4.8							No
Chalkstone Auto Body, Inc.	Sample Location #1	97	1/17/2020	1/28/2020	No	G			No	8.2							No
Chalkstone Auto Body, Inc.	Sample Location #1	97	7/21/2020	8/3/2020	No	G			No	12.5							No
Chalkstone Supermarket	Sample Location #1	82	7/13/2020	10/6/2020	No	G			No	387							Yes
Chalkstone Supermarket	Sample Location #1	82	10/5/2020	10/15/2020	No	G			No	120							No
Chalkstone Supermarket	Sample Location #1	82	10/14/2020	10/23/2020	No	G			No	62.5							No

**Compliance Monitoring Results for Non-Significant Users  
Field's Point - 2020**

Company Name	Location	Category	Sample Date	Received Date	NBC Sample	Type	Flow	Volume	CDF	Total O&G	Total N	Ammonia	As	Hg	NO3+NO2	TKN	Violation
Chalkstone Supermarket	Sample Location #1	82	10/20/2020	10/28/2020	No	G			No	109							No
Chalkstone Supermarket	Sample Location #1	82	11/9/2020	12/1/2020	No	G		31	No	26.7							No
Chalkstone Supermarket	Sample Location #1	82	11/24/2020	12/3/2020	No	G		30	No	4.9							No
Choice Collision Center	Sample Location #1	97	10/27/2020	1/22/2021	No	G			No	8							No
Cibao Supermarket	Sample Location #1	82	1/3/2020	1/17/2020	No	G			No	7.6							No
Cibao Supermarket	Sample Location #1	82	2/6/2020	9/22/2020	No	G			No	1.7							No
Cibao Supermarket	Sample Location #1	82	8/11/2020	9/22/2020	No	G			No	0.5							No
Coca-Cola Bottling Company of Northern New England	Sample Location #1	37	1/10/2020	1/17/2020	No	G			No	26							No
Coca-Cola Bottling Company of Northern New England	Sample Location #1	37	7/7/2020	7/14/2020	No	G			No	10							No
Colbea LLC (North Main)	Sample Location #1	97	1/21/2020	3/10/2020	No	G			No	39.7							No
Colbea LLC (North Main)	Sample Location #1	97	7/24/2020	8/17/2020	No	G			No	7.9							No
Contech Medical, Inc.	Sample Location #1	43	1/6/2020	1/13/2020	No	G			No	2							No
Contech Medical, Inc.	Sample Location #1	43	7/10/2020	7/17/2020	No	G			No	2							No
CV South Street Landing LLC	Sample Location #1	53	3/23/2020	3/31/2020	No	G			No				0.05	0			No
D'Ambra Auto Sales	Sample Location #1	97	1/28/2020	2/11/2020	No	G			No	9.1							No
D'Ambra Auto Sales	Sample Location #1	97	7/25/2020	8/4/2020	No	G		567	No	34.3							No
Davies Technical School	Sample Location #1	86	4/29/2020	5/11/2020	No	G			No	3.2							No
Davies Technical School	Sample Location #1	86	10/14/2020	10/28/2020	No	G			No	1.6							No
Dean Auto Collision Center	Sample Location #1	97	4/30/2020	5/28/2020	No	G			No	25.7							No
Dean Auto Collision Center	Sample Location #1	97	10/30/2020	11/25/2020	No	G			No	16.2							No
Dean Auto Collision Center Inc.	Sample Location #1	97	4/30/2020	5/28/2020	No	G			No	4.8							No
Dean Auto Collision Center Inc.	Sample Location #1	97	10/30/2020	11/25/2020	No	G			No	5.7							No
DelGreco Family LLC	Sample Location #1	97	4/15/2020	5/7/2020	No	G			No	34							No
DelGreco Family LLC	Sample Location #1	97	9/25/2020	10/7/2020	No	G			No	48							No
DeLuise Bakery Inc.	Sample Location #1	81	9/25/2020	9/8/2020	No	G			No	241							Yes
Department of Administration	Sample Location #1	83	1/7/2020	1/23/2020	No	G			No	1							No
Department of Administration	Sample Location #1	83	7/22/2020	8/5/2020	No	G			No	0.7							No
Department of Veterans Affairs Medical Center	Sample Location #4	90	5/6/2020	5/18/2020	No	G			No	0.8							No
Department of Veterans Affairs Medical Center	Sample Location #4	90	11/18/2020	12/4/2020	No	G			No	0.5							No
Detroit Collision Center	Sample Location #1	97	1/31/2020	2/7/2020	No	G			No	24							No
Detroit Collision Center	Sample Location #1	97	7/21/2020	7/28/2020	No	G			No	8							No
Detroit Collision Center	Sample Location #2	97	1/31/2020	2/7/2020	No	G			No	24							No
Detroit Collision Center	Sample Location #2	97	7/21/2020	7/28/2020	No	G			No	8							No
Dolce E Pane	Sample Location #1	81	1/9/2020	1/22/2020	No	G			No	509							Yes
Dolce E Pane	Sample Location #1	81	2/5/2020	3/3/2020	No	G			No	3780							Yes
Dolce E Pane	Sample Location #1	81	2/20/2020	3/3/2020	No	G			No	433							Yes
Dolce E Pane	Sample Location #1	81	2/26/2020	3/10/2020	No	G			No	148							Yes
Dolce E Pane	Sample Location #1	81	3/4/2020	3/23/2020	No	G			No	34.4							No
Dolce E Pane	Sample Location #1	81	3/17/2020	4/13/2020	No	G			No	7							No
Dolce E Pane	Sample Location #1	81	7/21/2020	7/31/2020	No	G			No	18.1							No
Dolce E Pane	Sample Location #1	81	10/7/2020	10/26/2020	No	G			No	15.8							No
Eastern Screw Company	Sample Location #1	26	1/13/2020	2/11/2020	No	G		300	No	7							No
Eastern Screw Company	Sample Location #1	26	5/11/2020	5/22/2020	No	G		200	No	3							No
Eastern Screw Company	Sample Location #1	26	7/1/2020	8/3/2020	No	G		500	No	4							No
Eastern Screw Company	Sample Location #1	26	10/13/2020	11/17/2020	No	G		600	No	3							No
Eastside Providence, LLC	Sample Location #1	82	3/12/2020	4/13/2020	No	G			No	26							No
Eastside Providence, LLC	Sample Location #1	82	9/10/2020	10/30/2020	No	G			No	78							No
Eastside Providence, LLC	Sample Location #2	82	3/12/2020	4/13/2020	No	G			No	6.4							No
Eastside Providence, LLC	Sample Location #2	82	9/10/2020	10/30/2020	No	G			No	3							No
Eastside Providence, LLC	Sample Location #3	82	3/12/2020	4/13/2020	No	G			No	7.2							No
Eastside Providence, LLC	Sample Location #3	82	9/10/2020	10/30/2020	No	G			No	89							No
Eastside Providence, LLC	Sample Location #4	82	3/12/2020	4/13/2020	No	G			No	180							Yes
Eastside Providence, LLC	Sample Location #4	82	4/9/2020	5/26/2020	No	G			No	3							No
Eastside Providence, LLC	Sample Location #4	82	4/16/2020	5/26/2020	No	G			No	120							No
Eastside Providence, LLC	Sample Location #4	82	4/23/2020	5/26/2020	No	G			No	220							Yes

**Compliance Monitoring Results for Non-Significant Users  
Field's Point - 2020**

Company Name	Location	Category	Sample Date	Received Date	NBC Sample	Type	Flow	Volume	CDF	Total O&G	Total N	Ammonia	As	Hg	NO3+NO2	TKN	Violation
Eastside Providence, LLC	Sample Location #4	82	4/30/2020	5/26/2020	No	G			No	68							No
Eastside Providence, LLC	Sample Location #4	82	5/7/2020	6/9/2020	No	G			No	12							No
Eastside Providence, LLC	Sample Location #4	82	5/14/2020	6/9/2020	No	G			No	160							Yes
Eastside Providence, LLC	Sample Location #4	82	5/21/2020	6/9/2020	No	G			No	220							Yes
Eastside Providence, LLC	Sample Location #4	82	5/28/2020	6/24/2020	No	G			No	100							No
Eastside Providence, LLC	Sample Location #4	82	6/4/2020	6/24/2020	No	G			No	430							Yes
Eastside Providence, LLC	Sample Location #4	82	6/11/2020	7/6/2020	No	G			No	81							No
Eastside Providence, LLC	Sample Location #4	82	6/18/2020	7/6/2020	No	G			No	190							Yes
Eastside Providence, LLC	Sample Location #4	82	6/25/2020	7/10/2020	No	G			No	16							No
Eastside Providence, LLC	Sample Location #4	82	7/2/2020	7/31/2020	No	G			No	6							No
Eastside Providence, LLC	Sample Location #4	82	7/9/2020	7/31/2020	No	G			No	20							No
Eastside Providence, LLC	Sample Location #4	82	7/16/2020	7/31/2020	No	G			No	12							No
Eastside Providence, LLC	Sample Location #4	82	9/10/2020	10/30/2020	No	G			No	11							No
El Quiche Bakery Store, Inc.	Sample Location #1	81	7/16/2020	7/31/2020	No	G			No	6.1							No
Enterprise Rent-A-Car of R.I. (Johnston)	Sample Location #1	37	4/30/2020	5/28/2020	No	G			No	6.2							No
Enterprise Rent-A-Car of R.I. (Johnston)	Sample Location #1	37	10/30/2020	11/25/2020	No	G		1000	No	8							No
Equilon Enterprises LLC	Sample Location #1	37	4/21/2020	5/8/2020	No	G			No	2							No
Equilon Enterprises LLC	Sample Location #1	37	10/7/2020	10/28/2020	No	G			No	4.7							No
F. Saia Restaurants, Inc. LLC	Sample Location #1	85	4/24/2020	5/11/2020	No	G			No	7							No
F. Saia Restaurants, Inc. LLC	Sample Location #1	85	11/9/2020	11/27/2020	No	G			No	6.6							No
Fearless Fish Market, LLC	Sample Location #1	81	7/14/2020	8/11/2020	No	G			No	66							No
Fearless Fish Market, LLC	Sample Location #1	81	11/3/2020	11/13/2020	No	G			No	9							No
FedEx Ground Package System, Inc.	Sample Location #1	37	4/9/2020	6/29/2020	No	C	1175		No	4.6							No
FedEx Ground Package System, Inc.	Sample Location #1	37	10/15/2020	11/4/2020	No	G	843		No	48							No
FedEx Ground Package System, Inc.	Sample Location #2	37	4/9/2020	6/29/2020	No	G	1175		No	7.6							No
FedEx Ground Package System, Inc.	Sample Location #2	37	10/15/2020	11/4/2020	No	G	843		No	1.4							No
Fed-Rick Veal Company	Sample Location #1	81	3/11/2020	8/19/2020	No	G			No	4.9							No
Finest Car Wash	Sample Location #1	97	2/19/2020	3/10/2020	No	G			No	5							No
Finest Car Wash	Sample Location #1	97	10/9/2020	10/21/2020	No	G			No	12.2							No
Food Corp	Sample Location #1	82	3/9/2020	4/22/2020	No	G			No	57							No
Food Corp	Sample Location #1	82	3/16/2020	4/22/2020	No	G			No	20							No
Food Corp	Sample Location #1	82	7/17/2020	9/10/2020	No	G			No	26							No
Food Corp	Sample Location #2	82	3/23/2020	4/22/2020	No	G			No	26							No
Food Corp	Sample Location #2	82	3/30/2020	4/22/2020	No	G			No	7.3							No
Food Corp	Sample Location #2	82	7/17/2020	9/10/2020	No	G			No	75							No
Freeway Car Wash	Sample Location #1	97	1/30/2020	2/4/2020	No	G			No	13.9							No
Freeway Car Wash	Sample Location #1	97	8/12/2020	8/21/2020	No	G			No	8.6							No
Freeway Car Wash	Sample Location #2	97	1/30/2020	2/4/2020	No	G	7		No	26.5							No
Freeway Car Wash	Sample Location #2	97	8/12/2020	8/21/2020	No	G			No	5.7							No
Gilbane Building Company	Sample Location #1	53	10/8/2020	10/29/2020	No	G			No					0.002			No
Golden Crest Nursing Centre	Sample Location #1	86	1/13/2020	2/5/2020	No	G			No	17							No
Golden Crest Nursing Centre	Sample Location #1	86	7/13/2020	7/27/2020	No	G			No	3							No
Gotham Greens Providence, LLC	Sample Location #2	81	10/22/2020	11/23/2020	No	G	8		No	2.11							No
Greystone Auto Center	Sample Location #1	97	1/28/2020	3/9/2020	No	G			No	9.7							No
Greystone Auto Center	Sample Location #1	97	9/14/2020	10/6/2020	No	C			No	5.4							No
H&S Management, LLC	Sample Location #1	85	3/2/2020	5/13/2020	No	G			No	5.4							No
H&S Management, LLC	Sample Location #1	85	9/2/2020	10/7/2020	No	G			No	4.9							No
Hasbro	Sample Location #2	86	1/9/2020	1/31/2020	No	G			No	0.5							No
Hasbro	Sample Location #2	86	7/9/2020	8/28/2020	No	G			No	1.7							No
Hillview Auto Body	Sample Location #1	97	1/27/2020	3/5/2020	No	G			No	4.7							No
Hillview Auto Body	Sample Location #1	97	4/29/2020	5/8/2020	No	G	25		No	4.7							No
Hillview Auto Body	Sample Location #1	97	8/11/2020	8/28/2020	No	G		50	No	4.7							No
Hillview Auto Body	Sample Location #1	97	8/11/2020	9/16/2020	Yes	G			No	4	0.5	0.1	0.005		0.11	0.5	No
Hillview Auto Body	Sample Location #1	97	10/22/2020	10/30/2020	No	C			No	13.9							No
Hobbs Brook Management LLC	Sample Location #2	86	11/6/2020	11/13/2020	No	G			No					0.001			No



**Compliance Monitoring Results for Non-Significant Users  
Field's Point - 2020**

Company Name	Location	Category	Sample Date	Received Date	NBC Sample	Type	Flow	Volume	CDF	Total O&G	Total N	Ammonia	As	Hg	NO3+NO2	TKN	Violation
Hurd Auto Mall LLC	Sample Location #1	97	1/30/2020	5/21/2020	No	G			No	170							Yes
Hurd Auto Mall LLC	Sample Location #1	97	7/2/2020	7/27/2020	No	G			No	83.2							No
Hurd Auto Mall LLC	Sample Location #1	97	7/9/2020	7/27/2020	No	G			No	91.6							No
Hurd Auto Mall LLC	Sample Location #1	97	7/16/2020	7/27/2020	No	G			No	65							No
Istanbul Gourmet Market, LLC	Sample Location #1	82	4/7/2020	4/20/2020	No	G			No	11.4							No
Istanbul Gourmet Market, LLC	Sample Location #1	82	10/1/2020	10/21/2020	No	G			No	14.7							No
Jeanette's Bakery	Sample Location #1	81	10/29/2020	12/4/2020	No	G			No	10							No
JLC Foods, Inc.	Sample Location #1	85	4/22/2020	4/29/2020	No	G			No	48							No
JLC Foods, Inc.	Sample Location #1	85	10/15/2020	10/26/2020	No	G			No	18							No
Jozon Enterprises, Inc.	Sample Location #1	85	4/22/2020	5/4/2020	No	G			No	17							No
Jozon Enterprises, Inc.	Sample Location #1	85	10/22/2020	11/2/2020	No	G		25	No	9							No
JPL Enterprises, LLC	Sample Location #1	81	6/14/2020	7/1/2020	No	G			No	8.4							No
JPL Enterprises, LLC	Sample Location #1	81	10/30/2020	11/23/2020	No	G			No	113							No
Kelly's Car Wash, Inc.	Sample Location #1	97	6/16/2020	7/28/2020	No	G			No	387							Yes
Kelly's Car Wash, Inc.	Sample Location #1	97	8/18/2020	9/2/2020	No	G			No	34.8							No
Kelly's Car Wash, Inc.	Sample Location #1	97	8/24/2020	9/2/2020	No	G			No	8.1							No
Kelly's Car Wash, Inc.	Sample Location #1	97	9/4/2020	9/25/2020	No	G			No	8.9							No
Kelly's Car Wash, Inc.	Sample Location #1	97	9/16/2020	9/25/2020	No	G			No	5.4							No
Kelly's Car Wash, Inc.	Sample Location #1	97	12/20/2020	12/30/2020	No	G			No	7.5							No
Ken Rocha Collision, LLC	Sample Location #1	97	5/9/2020	5/22/2020	No	G			No	3							No
Ken Rocha Collision, LLC	Sample Location #1	97	9/28/2020	10/16/2020	No	G			No	5							No
Kingston BR LLC	Sample Location #1	97	6/12/2020	7/14/2020	No	G			No	5.2							No
La Artesa Bakery Inc.	Sample Location #1	81	5/13/2020	6/5/2020	No	G			No	6.5							No
La Artesa Bakery Inc.	Sample Location #1	81	10/22/2020	11/3/2020	No	G			No	5.2							No
M. G. Motors Inc.	Sample Location #1	97	1/20/2020	2/10/2020	No	G	300		No	7.9							No
M. G. Motors Inc.	Sample Location #1	97	7/16/2020	8/6/2020	No	G	300		No	16							No
Magic Gas & Carwash, Inc.	Sample Location #1	97	1/30/2020	2/25/2020	No	G			No	6							No
Magic Gas & Carwash, Inc.	Sample Location #1	97	6/29/2020	7/28/2020	No	G			No	3							No
Mahr, Inc	Sample Location #1	52	4/7/2020	5/31/2020	No	G			No	7							No
Mekong Market	Sample Location #1	81	1/28/2020	10/13/2020	No	G			No	4.8							No
Mekong Market	Sample Location #1	81	7/30/2020	10/19/2020	No	G			No	30.1							No
Meller Optics, Inc.	Sample Location #1	27	1/6/2020	1/21/2020	No	G		500	No	6							No
Meller Optics, Inc.	Sample Location #1	27	4/23/2020	5/8/2020	No	G		500	No	8.6							No
Meller Optics, Inc.	Sample Location #1	27	8/4/2020	8/13/2020	No	G		500	No	4.8							No
Meller Optics, Inc.	Sample Location #1	27	10/7/2020	10/19/2020	No	G		500	No	4.7							No
Mi Quisqueya Supermarket	Sample Location #1	81	1/6/2020	1/7/2020	No	G			No	2							No
Mi Quisqueya Supermarket	Sample Location #1	81	8/19/2020	9/1/2020	No	G		25	No	3							No
Mi Quisqueya Supermarket	Sample Location #1	81	12/9/2020	12/23/2020	No	G			No	3							No
Monro, Inc.	Sample Location #1	97	1/23/2020	2/28/2020	No	G			No	2.2							No
Monro, Inc.	Sample Location #1	97	7/14/2020	8/11/2020	No	G			No	1.5							No
Moody Machine Products, Inc.	Sample Location #1	21	4/30/2020	5/29/2020	No	C	75		No	0.5							No
Moody Machine Products, Inc.	Sample Location #1	21	10/28/2020	11/27/2020	No	C			No	0.5							No
Moses Brown School	Sample Location #3	86	4/28/2020	5/7/2020	No	G	150		No	5.5							No
Moses Brown School	Sample Location #3	86	10/26/2020	11/2/2020	No	G			No	4.9							No
My Car, Incorporated	Sample Location #1	97	2/25/2020	4/10/2020	No	G	9		No	56.1							No
My Car, Incorporated	Sample Location #1	97	8/26/2020	9/8/2020	No	G	7		No	5							No
Narragansett Improvement Co.	Sample Location #1	35	4/28/2020	5/11/2020	No	G			No	1							No
Narragansett Improvement Co.	Sample Location #1	35	10/6/2020	10/30/2020	No	G			No	0.9							No
Nettie's Kettle Corn, LLC	Sample Location #1	81	1/13/2020	1/24/2020	No	G			No	129							Yes
Nettie's Kettle Corn, LLC	Sample Location #1	81	2/5/2020	2/18/2020	No	G			No	3780							Yes
Nettie's Kettle Corn, LLC	Sample Location #1	81	7/14/2020	7/28/2020	No	G			No	113							No
Nettie's Kettle Corn, LLC	Sample Location #1	81	12/29/2020	1/7/2021	No	G			No	26							No
New England Petroleum Terminal, LLC.	Sample Location #1	59	1/16/2020	2/14/2020	No	G	26202		No	4.7							No
New England Petroleum Terminal, LLC.	Sample Location #1	59	1/27/2020	2/14/2020	No	G	47373		No	4.7							No
New England Petroleum Terminal, LLC.	Sample Location #1	59	2/7/2020	3/13/2020	No	G	80080		No	4.7							No

**Compliance Monitoring Results for Non-Significant Users  
Field's Point - 2020**

Company Name	Location	Category	Sample Date	Received Date	NBC Sample	Type	Flow	Volume	CDF	Total O&G	Total N	Ammonia	As	Hg	NO3+NO2	TKN	Violation
New England Petroleum Terminal, LLC.	Sample Location #1	59	2/27/2020	3/13/2020	No	G	157077		No	4.7							No
New England Petroleum Terminal, LLC.	Sample Location #1	59	3/4/2020	4/8/2020	No	G	32425		No	4.8							No
New England Petroleum Terminal, LLC.	Sample Location #1	59	3/24/2020	4/8/2020	No	G	300955		No	4.7							No
New England Petroleum Terminal, LLC.	Sample Location #1	59	4/3/2020	5/14/2020	No	G	244247		No	4.7							No
New England Petroleum Terminal, LLC.	Sample Location #1	59	4/22/2020	5/14/2020	No	G	42047		No	4.7							No
New England Petroleum Terminal, LLC.	Sample Location #1	59	6/8/2020	7/23/2020	No	G	32235		No	4.7							No
New England Petroleum Terminal, LLC.	Sample Location #1	59	6/29/2020	7/23/2020	No	G	53768		No	4.8							No
New England Petroleum Terminal, LLC.	Sample Location #1	59	7/15/2020	8/17/2020	No	G	29261		No	4.7							No
New England Petroleum Terminal, LLC.	Sample Location #1	59	7/29/2020	8/18/2020	No	G	69393		No	4.8							No
New England Petroleum Terminal, LLC.	Sample Location #1	59	8/5/2020	9/9/2020	No	G	1819		No	4.8							No
New England Petroleum Terminal, LLC.	Sample Location #1	59	8/17/2020	9/9/2020	No	G	22136		No	4.7							No
New England Petroleum Terminal, LLC.	Sample Location #1	59	9/3/2020	10/26/2020	No	G	11793		No	4.7							No
New England Petroleum Terminal, LLC.	Sample Location #1	59	9/29/2020	10/16/2020	No	G	2168		No	4.7							No
New England Petroleum Terminal, LLC.	Sample Location #1	59	10/6/2020	11/9/2020	No	G	9488		No	4.7							No
New England Petroleum Terminal, LLC.	Sample Location #1	59	10/14/2020	11/9/2020	No	G	181805		No	4.7							No
New England Petroleum Terminal, LLC.	Sample Location #1	59	11/16/2020	12/28/2020	No	G	79286		No	4.8							No
New England Petroleum Terminal, LLC.	Sample Location #1	59	11/23/2020	12/28/2020	No	G			No	4.8							No
New England Petroleum Terminal, LLC.	Sample Location #1	59	12/7/2020	1/11/2021	No	G	12016		No	4.7							No
New England Petroleum Terminal, LLC.	Sample Location #1	59	12/14/2020	1/11/2021	No	G	18891		No	4.7							No
New England Petroleum Terminal, LLC.	Sample Location #2	59	1/16/2020	2/14/2020	No	G	25827		No	4.7							No
New England Petroleum Terminal, LLC.	Sample Location #2	59	1/27/2020	2/14/2020	No	G	32561		No	4.7							No
New England Petroleum Terminal, LLC.	Sample Location #2	59	2/7/2020	3/13/2020	No	G	18000		No	4.7							No
New England Petroleum Terminal, LLC.	Sample Location #2	59	2/27/2020	3/13/2020	No	G	107640		No	4.7							No
New England Petroleum Terminal, LLC.	Sample Location #2	59	3/4/2020	4/8/2020	No	G	17940		No	4.7							No
New England Petroleum Terminal, LLC.	Sample Location #2	59	3/24/2020	4/8/2020	No	G	43056		No	4.7							No
New England Petroleum Terminal, LLC.	Sample Location #2	59	4/3/2020	5/14/2020	No	G	64980		No	4.7							No
New England Petroleum Terminal, LLC.	Sample Location #2	59	4/22/2020	5/14/2020	No	G	71760		No	4.7							No
New England Petroleum Terminal, LLC.	Sample Location #2	59	6/8/2020	7/23/2020	No	G	7620		No	4.7							No
New England Petroleum Terminal, LLC.	Sample Location #2	59	6/29/2020	7/23/2020	No	G	37680		No	4.7							No
New England Petroleum Terminal, LLC.	Sample Location #2	59	7/15/2020	8/17/2020	No	G	28944		No	4.8							No
New England Petroleum Terminal, LLC.	Sample Location #2	59	7/29/2020	8/17/2020	No	G	18090		No	4.7							No
New England Petroleum Terminal, LLC.	Sample Location #2	59	8/5/2020	9/9/2020	No	G	14472		No	4.7							No
New England Petroleum Terminal, LLC.	Sample Location #2	59	8/17/2020	9/9/2020	No	G	10854		No	4.7							No
New England Petroleum Terminal, LLC.	Sample Location #2	59	9/3/2020	10/16/2020	No	G	18360		No	4							No
New England Petroleum Terminal, LLC.	Sample Location #2	59	9/29/2020	10/16/2020	No	G	7176		No	4.7							No
New England Petroleum Terminal, LLC.	Sample Location #2	59	10/6/2020	11/9/2020	No	G	28704		No	4.7							No
New England Petroleum Terminal, LLC.	Sample Location #2	59	10/14/2020	11/9/2020	No	G	46644		No	4.7							No
New England Petroleum Terminal, LLC.	Sample Location #2	59	11/16/2020	12/28/2020	No	G	85974		No	4.8							No
New England Petroleum Terminal, LLC.	Sample Location #2	59	11/23/2020	12/28/2020	No	G	115878		No	4.7							No
New England Petroleum Terminal, LLC.	Sample Location #2	59	12/7/2020	1/11/2021	No	G	173994		No	4.7							No
New England Petroleum Terminal, LLC.	Sample Location #2	59	12/14/2020	1/11/2021	No	G	36780		No	4.7							No
New Sky Market Inc.	Sample Location #1	82	7/27/2020	8/13/2020	No	G			No	5							No
New Sky Market Inc.	Sample Location #1	82	7/27/2020	8/5/2020	No	G			No	5							No
NGC INC.	Sample Location #1	81	1/2/2020	1/23/2020	No	G	7256		No	3.15							No
NGC INC.	Sample Location #1	81	4/28/2020	5/11/2020	No	C	3066		No	0.95							No
NGC INC.	Sample Location #1	81	7/1/2020	9/14/2020	No	C	5550		No	10.95							No
NGC INC.	Sample Location #1	81	9/30/2020	10/1/2020	Yes	C	9132		No	5.016	133	4.72	0.015		0.229	133	No
NGC INC.	Sample Location #1	81	10/5/2020	10/19/2020	No	C	11594		No	3.4							No
Nick's Auto Body, Inc.	Sample Location #1	97	4/18/2020	5/5/2020	No	G			No	32							No
Nick's Auto Body, Inc.	Sample Location #1	97	10/17/2020	11/9/2020	No	G			No	38							No
NNC of Rhode Island, Inc.	Sample Location #1	97	1/31/2020	4/22/2020	No	G	6575		No	1.2							No
NNC of Rhode Island, Inc.	Sample Location #1	97	7/30/2020	10/6/2020	No	G	114		No	4.4							No
Nueva San Salvador Bakery, Inc.	Sample Location #1	81	1/22/2020	1/31/2020	No	G			No	124							No
Nueva San Salvador Bakery, Inc.	Sample Location #1	81	11/4/2020	11/19/2020	No	G			No	120							No
Ocean State Peeled Potatoes	Sample Location #1	81	9/22/2020	9/23/2020	Yes	C	1421		No		16.1	0.495	0.005		0.223	15.9	No

**Compliance Monitoring Results for Non-Significant Users  
Field's Point - 2020**

Company Name	Location	Category	Sample Date	Received Date	NBC Sample	Type	Flow	Volume	CDF	Total O&G	Total N	Ammonia	As	Hg	NO3+NO2	TKN	Violation
Olneyville NY System	Sample Location #1	85	7/10/2020	7/17/2020	No	G			No	4.8							No
Panaderia El Paisano	Sample Location #1	82	7/1/2020	7/13/2020	No	G			No	58.1							No
Panaderia El Paisano	Sample Location #1	82	9/23/2020	10/5/2020	No	G			No	12.9							No
Panaderia El Paisano	Sample Location #2	82	7/1/2020	7/13/2020	No	G			No	187							Yes
Panaderia El Paisano	Sample Location #2	82	9/23/2020	10/5/2020	No	G			No	15.2							No
Panaderia El Paisano	Sample Location #2	82	9/23/2020	10/5/2020	No	G			No	12.9							No
Panaderia El Quetzal, Inc.	Sample Location #1	81	1/23/2020	2/24/2020	No	G			No	4.9							No
Panaderia El Quetzal, Inc.	Sample Location #1	81	8/5/2020	9/8/2020	No	G			No	5							No
Peter Pan Bus Lines	Sample Location #1	37	1/22/2020	2/7/2020	No	G	83		No	17							No
Peter Pan Bus Lines	Sample Location #1	37	7/29/2020	9/25/2020	No	G	65		No	9.5							No
Peter Pan Bus Lines	Sample Location #1	37	10/26/2020	12/11/2020	No	G	58		No	28.5							No
Portion Meat Associates	Sample Location #1	81	3/27/2020	4/13/2020	No	G			No	5.6							No
Portion Meat Associates	Sample Location #1	81	6/30/2020	7/30/2020	No	G			No	6.9							No
Portion Meat Associates	Sample Location #1	81	9/29/2020	10/13/2020	No	G			No	6.5							No
Portion Meat Associates	Sample Location #1	81	12/29/2020	1/13/2021	No	G			No	27.5							No
Price Rite	Sample Location #1	82	1/16/2020	1/21/2020	No	G			No	16							No
Price Rite	Sample Location #1	82	2/8/2020	2/13/2020	No	G			No	100							No
Price Rite	Sample Location #1	82	2/11/2020	2/24/2020	No	G			No	21							No
Price Rite	Sample Location #1	82	2/12/2020	2/24/2020	No	G			No	3.4							No
Price Rite	Sample Location #1	82	5/5/2020	5/14/2020	No	G			No	1.9							No
Price Rite	Sample Location #1	82	12/3/2020	12/9/2020	No	G			No	530							Yes
Providence Auto Body, Inc.	Sample Location #1	97	4/30/2020	6/10/2020	No	G			No	5							No
Providence Auto Body, Inc.	Sample Location #1	97	10/23/2020	11/4/2020	No	G			No	4.7							No
Providence Auto Body, Inc.	Sample Location #2	97	4/30/2020	6/10/2020	No	G			No	6.3							No
Providence Auto Body, Inc.	Sample Location #2	97	10/23/2020	11/4/2020	No	G			No	4.7							No
Providence Auto Body, Inc.	Sample Location #3	97	4/30/2020	6/10/2020	No	G			No	4.8							No
Providence Auto Body, Inc.	Sample Location #3	97	10/23/2020	11/4/2020	No	G			No	4.7							No
Providence Career & Technical Academy	Sample Location #1	86	4/29/2020	7/27/2020	No	G			No	4.7							No
Providence College - Italy Street	Sample Location #1	97	1/29/2020	2/11/2020	No	G		500	No	21							No
Providence Public Safety Complex	Sample Location #1	86	1/22/2020	2/20/2020	No	G			No	5.8							No
Providence Public Safety Complex	Sample Location #1	86	1/29/2020	2/20/2020	No	G			No	5.8							No
Providence Public Safety Complex	Sample Location #1	86	2/5/2020	2/20/2020	No	G			No	20.9							No
Providence Public Safety Complex	Sample Location #1	86	2/13/2020	3/10/2020	No	G			No	4.7							No
Providence Public Safety Complex	Sample Location #1	86	4/29/2020	6/22/2020	No	G			No	5.9							No
Providence Water Supply Board	Sample Location #1	37	4/30/2020	5/11/2020	No	G			No	7							No
Providence Water Supply Board	Sample Location #1	37	9/30/2020	10/9/2020	No	G		500	No	39							No
Pure Haven, LLC	Sample Location #1	35	1/21/2020	3/3/2020	No	G			No	70							No
Pure Haven, LLC	Sample Location #1	35	8/18/2020	9/11/2020	No	G	550		No	45							No
Quality Beef Co., Inc.	Sample Location #1	81	6/5/2020	6/23/2020	No	G	1077		No	3							No
Quality Beef Co., Inc.	Sample Location #1	81	12/3/2020	12/16/2020	No	G	1234		No	7							No
Quality Beef Co., Inc.	Sample Location #2	81	6/5/2020	6/23/2020	No	G	1077		No	3							No
Quality Beef Co., Inc.	Sample Location #2	81	12/3/2020	12/16/2020	No	G	12234		No	8							No
Quality Seafood	Sample Location #1	81	6/12/2020	7/13/2020	No	G			No	77.5							No
Quality Spraying Technologies	Sample Location #3	27	1/20/2020	2/14/2020	No	G			No	9.8							No
R.I. Beef & Veal, Inc	Sample Location #1	81	6/10/2020	8/12/2020	No	G		48	No	4.7							No
R.I. Beef & Veal, Inc	Sample Location #1	81	9/19/2020	10/15/2020	No	G		52	No	4.7							No
R.I. Beef & Veal, Inc	Sample Location #1	81	11/13/2020	11/30/2020	No	G		396	No	4.7							No
R.I. Provision Company	Sample Location #1	81	3/2/2020	4/13/2020	No	G	1525		No	1.5							No
R.I. Provision Company	Sample Location #1	81	8/24/2020	9/18/2020	No	G	520		No	56							No
R.I.P.T.A. - 705 Elmwood	Sample Location #1	37	1/13/2020	1/30/2020	No	G			No	13							No
R.I.P.T.A. - 705 Elmwood	Sample Location #1	37	4/27/2020	5/7/2020	No	G			No	98							No
R.I.P.T.A. - 705 Elmwood	Sample Location #1	37	7/28/2020	8/13/2020	No	G			No	31							No
R.I.P.T.A. - 705 Elmwood	Sample Location #1	37	10/16/2020	10/28/2020	No	G			No	20							No
R.I.P.T.A. - 750 Elmwood	Sample Location #1	37	1/13/2020	1/30/2020	No	G			No	28							No
R.I.P.T.A. - 750 Elmwood	Sample Location #1	37	4/27/2020	5/7/2020	No	G			No	5.1							No

**Compliance Monitoring Results for Non-Significant Users  
Field's Point - 2020**

Company Name	Location	Category	Sample Date	Received Date	NBC Sample	Type	Flow	Volume	CDF	Total O&G	Total N	Ammonia	As	Hg	NO3+NO2	TKN	Violation
R.I.P.T.A. - 750 Elmwood	Sample Location #1	37	7/28/2020	8/13/2020	No	G			No	5.3							No
R.I.P.T.A. - 750 Elmwood	Sample Location #1	37	10/16/2020	10/28/2020	No	G			No	14							No
R.I.P.T.A.-269 Melrose	Sample Location #1	37	1/13/2020	1/30/2020	No	G			No	9.04							No
R.I.P.T.A.-269 Melrose	Sample Location #1	37	7/28/2020	8/13/2020	No	G			No	3.2							No
R.I.P.T.A.-269 Melrose	Sample Location #1	37	10/16/2020	10/28/2020	No	G			No	3.675							No
R.I.P.T.A.-269 Melrose	Sample Location #2	37	4/27/2020	5/7/2020	No	G			No	23							No
R.I.P.T.A.-269 Melrose	Sample Location #2	37	10/16/2020	10/28/2020	No	G			No	7.7							No
Real's Fine Italian Cuisine	Sample Location #1	85	1/1/2020	1/27/2020	No	G			No	41							No
Real's Fine Italian Cuisine	Sample Location #1	85	7/15/2020	8/7/2020	No	G			No	56							No
Rhode Island Convention Center	Sample Location #1	86	1/17/2020	6/11/2020	No	G			No	2							No
Rhode Island Convention Center	Sample Location #1	86	9/3/2020	11/6/2020	No	G			No	5.2							No
Rich Group	Sample Location #1	52	1/28/2020	2/21/2020	No	G			No	6.9							No
Rich Group	Sample Location #1	52	7/16/2020	8/17/2020	No	G			No	14							No
Ron's Pastry Gourmet	Sample Location #1	81	6/23/2020	7/16/2020	No	G			No	24							No
Ron's Pastry Gourmet	Sample Location #1	81	11/23/2020	1/6/2021	No	G			No	24							No
Rosa Mia Pizza and More	Sample Location #1	85	2/24/2020	3/16/2020	No	G			No	1830							Yes
Rosa Mia Pizza and More	Sample Location #1	85	4/1/2020	4/17/2020	No	G			No	123							No
Rosa Mia Pizza and More	Sample Location #1	85	8/27/2020	9/22/2020	No	G			No	34.5							No
S.B. Winsor Dairy	Sample Location #1	84	6/29/2020	7/13/2020	No	G	25414		No	3							No
S.B. Winsor Dairy	Sample Location #1	84	11/2/2020	12/18/2020	No	G	39301		No	8							No
Sage Manufacturing Company, Inc.	Sample Location #1	43	1/13/2020	2/3/2020	No	G			No	87							No
Sage Manufacturing Company, Inc.	Sample Location #1	43	7/21/2020	8/7/2020	No	G			No	2.9							No
Sal's Bakery	Sample Location #1	81	6/11/2020	6/22/2020	No	G			No	11.7							No
Sal's Bakery	Sample Location #1	81	10/28/2020	11/9/2020	No	G			No	139							Yes
Sans Gluten Artisan Bakery	Sample Location #1	81	6/19/2020	7/24/2020	No	G			No	21							No
SC Providence	Sample Location #2	85	12/18/2020	1/6/2021	No	G			No	4							No
Scialo Bros. Bakery	Sample Location #1	71	2/11/2020	3/16/2020	No	G			No	110							No
Shaw's Supermarket Store #7443	Sample Location #1	82	1/31/2020	2/28/2020	No	G			No	330							Yes
Shaw's Supermarket Store #7443	Sample Location #1	82	2/14/2020	3/10/2020	No	C			No	650							Yes
Shaw's Supermarket Store #7443	Sample Location #1	82	2/28/2020	3/18/2020	No	C			No	350							Yes
Shaw's Supermarket Store #7443	Sample Location #1	82	3/6/2020	3/23/2020	No	C			No	190							Yes
Shaw's Supermarket Store #7443	Sample Location #1	82	3/13/2020	4/8/2020	No	C			No	270							Yes
Shaw's Supermarket Store #7443	Sample Location #1	82	3/20/2020	4/28/2020	No	C			No	160							Yes
Shaw's Supermarket Store #7443	Sample Location #1	82	4/3/2020	5/4/2020	No	G			No	190							Yes
Shaw's Supermarket Store #7443	Sample Location #1	82	4/10/2020	5/4/2020	No	G			No	250							Yes
Shaw's Supermarket Store #7443	Sample Location #1	82	4/17/2020	5/4/2020	No	G			No	72							No
Shaw's Supermarket Store #7443	Sample Location #1	82	4/24/2020	5/18/2020	No	C			No	190							Yes
Shaw's Supermarket Store #7443	Sample Location #1	82	5/1/2020	5/20/2020	No	C		500	No	220							Yes
Shaw's Supermarket Store #7443	Sample Location #1	82	5/8/2020	6/5/2020	No	C			No	130							Yes
Shaw's Supermarket Store #7443	Sample Location #1	82	5/14/2020	6/5/2020	No	C			No	69							No
Shaw's Supermarket Store #7443	Sample Location #1	82	5/22/2020	6/16/2020	No	G			No	170							Yes
Shaw's Supermarket Store #7443	Sample Location #1	82	5/29/2020	6/16/2020	No	G			No	36							No
Shaw's Supermarket Store #7443	Sample Location #1	82	6/5/2020	6/30/2020	No	C			No	110							No
Shaw's Supermarket Store #7443	Sample Location #1	82	6/11/2020	7/15/2020	No	C			No	90							No
Shaw's Supermarket Store #7443	Sample Location #1	82	6/26/2020	7/29/2020	No	G			No	180							Yes
Shaw's Supermarket Store #7443	Sample Location #1	82	7/10/2020	7/29/2020	No	G			No	260							Yes
Shaw's Supermarket Store #7443	Sample Location #1	82	7/17/2020	8/19/2020	No	C			No	84							No
Shaw's Supermarket Store #7443	Sample Location #1	82	7/31/2020	8/26/2020	No	G			No	94							No
Shaw's Supermarket Store #7443	Sample Location #1	82	8/7/2020	9/15/2020	No	C			No	54							No
Shaw's Supermarket Store #7443	Sample Location #1	82	8/28/2020	9/16/2020	No	C			No	56							No
Shaw's Supermarket Store #7443	Sample Location #1	82	9/16/2020	10/7/2020	No	C			No	73							No
Shaw's Supermarket Store #7443	Sample Location #1	82	12/23/2020	1/29/2021	No	G			No	21							No
Shaw's Supermarket Store #7443	Sample Location #2	82	1/31/2020	2/28/2020	No	G			No	220							Yes
Shaw's Supermarket Store #7443	Sample Location #2	82	2/14/2020	3/10/2020	No	C			No	63							No
Shaw's Supermarket Store #7443	Sample Location #2	82	2/28/2020	3/18/2020	No	G			No	330							Yes

**Compliance Monitoring Results for Non-Significant Users  
Field's Point - 2020**

Company Name	Location	Category	Sample Date	Received Date	NBC Sample	Type	Flow	Volume	CDF	Total O&G	Total N	Ammonia	As	Hg	NO3+NO2	TKN	Violation
Shaw's Supermarket Store #7443	Sample Location #2	82	3/6/2020	3/23/2020	No	C			No	440							Yes
Shaw's Supermarket Store #7443	Sample Location #2	82	3/13/2020	4/8/2020	No	C			No	180							Yes
Shaw's Supermarket Store #7443	Sample Location #2	82	3/20/2020	4/28/2020	No	C			No	220							Yes
Shaw's Supermarket Store #7443	Sample Location #2	82	4/3/2020	5/4/2020	No	G			No	56							No
Shaw's Supermarket Store #7443	Sample Location #2	82	4/10/2020	5/4/2020	No	G			No	340							Yes
Shaw's Supermarket Store #7443	Sample Location #2	82	4/17/2020	5/4/2020	No	G			No	320							Yes
Shaw's Supermarket Store #7443	Sample Location #2	82	4/24/2020	5/18/2020	No	C			No	180							Yes
Shaw's Supermarket Store #7443	Sample Location #2	82	5/1/2020	5/20/2020	No	C		500	No	180							Yes
Shaw's Supermarket Store #7443	Sample Location #2	82	5/8/2020	6/5/2020	No	C			No	96							No
Shaw's Supermarket Store #7443	Sample Location #2	82	5/14/2020	6/5/2020	No	C			No	55							No
Shaw's Supermarket Store #7443	Sample Location #2	82	5/22/2020	6/16/2020	No	G			No	370							Yes
Shaw's Supermarket Store #7443	Sample Location #2	82	5/29/2020	6/16/2020	No	G			No	56							No
Shaw's Supermarket Store #7443	Sample Location #2	82	6/5/2020	6/30/2020	No	C			No	75							No
Shaw's Supermarket Store #7443	Sample Location #2	82	6/11/2020	7/15/2020	No	C			No	260							Yes
Shaw's Supermarket Store #7443	Sample Location #2	82	6/26/2020	7/29/2020	No	G			No	190							Yes
Shaw's Supermarket Store #7443	Sample Location #2	82	7/10/2020	7/29/2020	No	G			No	21							No
Shaw's Supermarket Store #7443	Sample Location #2	82	7/17/2020	8/19/2020	No	C			No	59							No
Shaw's Supermarket Store #7443	Sample Location #2	82	7/31/2020	8/26/2020	No	G			No	49							No
Shaw's Supermarket Store #7443	Sample Location #2	82	8/7/2020	9/15/2020	No	C			No	42							No
Shaw's Supermarket Store #7443	Sample Location #2	82	9/16/2020	10/6/2020	No	C			No	37							No
Shaw's Supermarket Store #7443	Sample Location #2	82	12/23/2020	1/29/2021	No	G			No	130							Yes
Shell Oil Products Company	Sample Location #1	97	1/20/2020	3/10/2020	No	G			No	48.5							No
Shell Oil Products Company	Sample Location #1	97	7/24/2020	8/17/2020	No	G			No	40							No
Shore's Market, Inc.	Sample Location #1	82	3/30/2020	4/16/2020	No	G			No	136							Yes
Shore's Market, Inc.	Sample Location #1	82	5/8/2020	5/18/2020	No	G			No	5.8							No
Shore's Market, Inc.	Sample Location #1	82	5/15/2020	6/4/2020	No	G			No	5.6							No
Shore's Market, Inc.	Sample Location #1	82	5/20/2020	6/8/2020	No	G			No	6.3							No
Shore's Market, Inc.	Sample Location #1	82	5/22/2020	6/4/2020	No	G			No	4.9							No
Shore's Market, Inc.	Sample Location #1	82	9/16/2020	10/5/2020	No	G			No	5							No
So Fresh, and So Clean	Sample Location #1	97	1/21/2020	2/10/2020	No	G			No	85							No
So Fresh, and So Clean	Sample Location #1	97	7/17/2020	11/12/2020	No	G			No	29							No
Stop & Shop Supermarket #703	Sample Location #1	82	3/19/2020	4/13/2020	No	G			No	73							No
Stop & Shop Supermarket #703	Sample Location #1	82	6/4/2020	6/29/2020	No	G			No	30							No
Stop & Shop Supermarket #703	Sample Location #1	82	9/10/2020	10/30/2020	No	G			No	50							No
Stop & Shop Supermarket #703	Sample Location #1	82	12/9/2020	1/25/2021	No	G			No	16							No
Stop & Shop Supermarket #703	Sample Location #2	82	3/19/2020	4/13/2020	No	G			No	8.2							No
Stop & Shop Supermarket #703	Sample Location #2	82	6/4/2020	6/29/2020	No	G			No	7.2							No
Stop & Shop Supermarket #703	Sample Location #2	82	9/10/2020	10/30/2020	No	G			No	46							No
Stop & Shop Supermarket #703	Sample Location #2	82	12/9/2020	1/25/2021	No	G			No	11							No
Stop & Shop Supermarket #722	Sample Location #1	82	3/5/2020	4/13/2020	No	G			No	65							No
Stop & Shop Supermarket #722	Sample Location #1	82	6/4/2020	6/29/2020	No	G			No	52							No
Stop & Shop Supermarket #722	Sample Location #1	82	9/10/2020	10/30/2020	No	G			No	32							No
Stop & Shop Supermarket #722	Sample Location #1	82	12/9/2020	1/25/2021	No	G			No	38							No
Stop & Shop Supermarket #724	Sample Location #1	82	1/6/2020	4/24/2020	No	G			No	200							Yes
Stop & Shop Supermarket #724	Sample Location #1	82	1/13/2020	4/24/2020	No	G			No	420							Yes
Stop & Shop Supermarket #724	Sample Location #1	82	1/20/2020	4/24/2020	No	G			No	82							No
Stop & Shop Supermarket #724	Sample Location #1	82	1/27/2020	4/24/2020	No	G			No	95							No
Stop & Shop Supermarket #724	Sample Location #1	82	2/3/2020	4/24/2020	No	G			No	58							No
Stop & Shop Supermarket #724	Sample Location #1	82	2/10/2020	4/24/2020	No	G			No	110							No
Stop & Shop Supermarket #724	Sample Location #1	82	3/5/2020	4/13/2020	No	G			No	90							No
Stop & Shop Supermarket #724	Sample Location #1	82	6/4/2020	6/29/2020	No	G			No	290							Yes
Stop & Shop Supermarket #724	Sample Location #1	82	6/18/2020	7/6/2020	No	G			No	160							Yes
Stop & Shop Supermarket #724	Sample Location #1	82	6/25/2020	7/10/2020	No	G			No	120							No
Stop & Shop Supermarket #724	Sample Location #1	82	7/2/2020	7/31/2020	No	G			No	100							No
Stop & Shop Supermarket #724	Sample Location #1	82	7/9/2020	7/31/2020	No	G			No	100							No

**Compliance Monitoring Results for Non-Significant Users  
Field's Point - 2020**

Company Name	Location	Category	Sample Date	Received Date	NBC Sample	Type	Flow	Volume	CDF	Total O&G	Total N	Ammonia	As	Hg	NO3+NO2	TKN	Violation
Stop & Shop Supermarket #724	Sample Location #1	82	7/16/2020	7/31/2020	No	G			No	94							No
Stop & Shop Supermarket #724	Sample Location #1	82	9/10/2020	10/30/2020	No	G			No	50							No
Stop & Shop Supermarket #724	Sample Location #1	82	12/9/2020	1/25/2021	No	G			No	33							No
Stop & Shop Supermarket #725	Sample Location #1	82	3/5/2020	4/13/2020	No	G			No	56							No
Stop & Shop Supermarket #725	Sample Location #1	82	6/4/2020	6/29/2020	No	G			No	52							No
Stop & Shop Supermarket #725	Sample Location #1	82	9/10/2020	10/30/2020	No	G			No	63							No
Stop & Shop Supermarket #725	Sample Location #1	82	12/9/2020	1/25/2021	No	G			No	61							No
Swan Point Cemetery	Sample Location #1	97	3/11/2020	3/23/2020	No	G			No	20							No
Swan Point Cemetery	Sample Location #1	97	9/16/2020	9/22/2020	No	G	25		No	12							No
Swash Autowash, LLC	Sample Location #1	97	1/8/2020	1/29/2020	No	G			No	5.1							No
Swash Autowash, LLC	Sample Location #1	97	10/8/2020	10/26/2020	No	G			No	4.7							No
The Abbey	Sample Location #1	85	1/14/2020	1/27/2020	No	G			No	6							No
The Family Cake, LLC	Sample Location #1	81	1/31/2020	2/4/2020	No	G			No	846							Yes
The Family Cake, LLC	Sample Location #1	81	2/3/2020	2/14/2020	No	G			No	33							No
The Family Cake, LLC	Sample Location #1	81	4/17/2020	5/1/2020	No	G			No	139							Yes
The Family Cake, LLC	Sample Location #1	81	4/23/2020	5/27/2020	No	G			No	139							Yes
The Family Cake, LLC	Sample Location #1	81	4/24/2020	5/7/2020	No	G			No	56							No
The Family Cake, LLC	Sample Location #1	81	5/1/2020	5/27/2020	No	G			No	56							No
The Family Cake, LLC	Sample Location #1	81	5/7/2020	5/27/2020	No	G			No	67							No
The Family Cake, LLC	Sample Location #1	81	5/13/2020	2/2/2021	No	G			No	214							Yes
The Family Cake, LLC	Sample Location #1	81	5/20/2020	5/27/2020	No	G			No	214							Yes
The Family Cake, LLC	Sample Location #1	81	11/4/2020	2/2/2021	No	G			No	396							Yes
The Family Cake, LLC	Sample Location #1	81	11/16/2020	2/2/2021	No	G			No	8							No
The Family Cake, LLC	Sample Location #1	81	11/23/2020	2/2/2021	No	G			No	25							No
The Family Cake, LLC	Sample Location #1	81	12/1/2020	2/2/2021	No	G			No	1130							Yes
The Foundry Associates	Sample Location #1	37	3/3/2020	3/18/2020	No	G			No	7							No
The Foundry Associates	Sample Location #1	37	9/24/2020	10/5/2020	No	G			No	16							No
Tortilleria el Quetzal	Sample Location #1	81	1/20/2020	2/14/2020	No	G			No	4.9							No
Tortilleria el Quetzal	Sample Location #1	81	7/21/2020	8/6/2020	No	G			No	131							Yes
Tortilleria el Quetzal	Sample Location #1	81	10/7/2020	10/28/2020	No	G			No	5.8							No
Tortilleria el Quetzal	Sample Location #1	81	11/2/2020	1/25/2021	No	G	43		No	17.3							No
Tower Manufacturing Corp.	Sample Location #3	27	1/13/2020	1/29/2020	No	G			No	5.1							No
Tower Manufacturing Corp.	Sample Location #3	27	7/1/2020	7/29/2020	No	G			No	13.6							No
Travelers Auto Body, Inc.	Sample Location #1	97	6/5/2020	6/19/2020	No	G			No	1.5							No
Travelers Auto Body, Inc.	Sample Location #1	97	12/8/2020	12/18/2020	No	G			No	2.8							No
True Blue Car Wash	Sample Location #1	97	3/10/2020	7/30/2020	No	G			No	15.9							No
True Blue Car Wash	Sample Location #1	97	9/2/2020	1/26/2021	No	G			No	13.4							No
True Blue Carwash	Sample Location #1	97	9/2/2020	1/26/2021	No	G			No	10.5							No
U.S. Postal Service - P&DC	Sample Location #3	27	10/14/2020	10/20/2020	No	G			No					0			No
United States Postal Service - Providence VMF	Sample Location #1	37	2/7/2020	2/25/2020	No	G			No	15							No
United States Postal Service - Providence VMF	Sample Location #1	37	7/10/2020	8/5/2020	No	G			No	56							No
Urban Greens	Sample Location #1	82	2/28/2020	11/5/2020	No	G			No	640							Yes
Venda Ravioli - Royal Little Drive	Sample Location #1	81	4/14/2020	5/13/2020	No	G			No	47							No
Venda Ravioli - Royal Little Drive	Sample Location #1	81	11/4/2020	11/16/2020	No	G			No	12							No
Virginia & Spanish Peanut Co.	Sample Location #1	81	1/13/2020	1/17/2020	No	G			No	4.7							No
Virginia & Spanish Peanut Co.	Sample Location #1	81	7/7/2020	7/15/2020	No	G			No	4.7							No
V-Mart	Sample Location #1	82	6/29/2020	7/22/2020	No	G			No	4.9							No
V-Mart	Sample Location #1	82	10/30/2020	12/24/2020	No	G			No	29.6							No
Walsh's Auto Body and Sales, Inc.	Sample Location #1	97	1/31/2020	3/5/2020	No	G			No	5.4							No
Walsh's Auto Body and Sales, Inc.	Sample Location #1	97	7/28/2020	8/19/2020	No	G			No	5.3							No
Warwick Poultry Company Inc.	Sample Location #1	81	3/26/2020	4/20/2020	No	G			No	1.4							No
Warwick Poultry Company Inc.	Sample Location #1	81	9/14/2020	9/29/2020	No	G			No	1.8							No
Waterfire Providence	Sample Location #1	97	5/8/2020	5/29/2020	No	G			No	1.4							No
Waterfire Providence	Sample Location #1	97	10/6/2020	10/27/2020	No	G			No	4.8							No
Whole Foods Market Group, Inc.	Sample Location #1	82	1/13/2020	1/24/2020	No	G			No	92							No

**Compliance Monitoring Results for Non-Significant Users  
Field's Point - 2020**

<b>Company Name</b>	<b>Location</b>	<b>Category</b>	<b>Sample Date</b>	<b>Received Date</b>	<b>NBC Sample</b>	<b>Type</b>	<b>Flow</b>	<b>Volume</b>	<b>CDF</b>	<b>Total O&amp;G</b>	<b>Total N</b>	<b>Ammonia</b>	<b>As</b>	<b>Hg</b>	<b>NO3+NO2</b>	<b>TKN</b>	<b>Violation</b>
Whole Foods Market Group, Inc.	Sample Location #1	82	5/29/2020	6/9/2020	No	G			No	47							No
Whole Foods Market Group, Inc.	Sample Location #1	82	8/28/2020	9/8/2020	No	G			No	63							No
Whole Foods Market Group, Inc.	Sample Location #1	82	11/9/2020	11/19/2020	No	G			No	53							No
Whole Foods Market, Inc.	Sample Location #1	82	1/3/2020	2/10/2020	No	G			No	83							No
Whole Foods Market, Inc.	Sample Location #1	82	4/30/2020	5/18/2020	No	G			No	37							No
Whole Foods Market, Inc.	Sample Location #1	82	8/28/2020	9/8/2020	No	G			No	31							No
Ximedica	Sample Location #2	49	10/23/2020	11/5/2020	No	C			No	17.2							No

***COMPLIANCE MONITORING  
RESULTS FOR NON-SIGNIFICANT  
USERS***

***BUCKLIN POINT***



# ***COMPLIANCE MONITORING LEGEND***

## **Parameter Legend**

Cd = Cadmium

Cr = Chromium

Cu = Copper

Pb = Lead

Ni = Nickel

Ag = Silver

Zn = Zinc

CN = Cyanide

BOD = Biochemical Oxygen Demand

TSS = Total Suspended Solids

TTO = Total Toxic Organics

## **Sample Legend**

C = Composite Sample

G = Grab Sample

CDF = Concentrated Discharge Formula

Category # Refers to Users Category Number Specified in Chapter III

**Compliance Monitoring Results for Non-Significant Users  
Bucklin Point - 2020**

Company Name	Location	Category	Sample Date	Received Date	NBC Sample	Type	Flow	Volume	CDF	Cd	Cr	Cu	Pb	Ni	Zn	CN	Ag	BOD	TSS	TTO	Violation
Accu-Care Supply	Sample Location #1	27	7/29/2020	8/31/2020	No	G		700	No									10			No
Amica Mutual Insurance Co. - 10	Sample Location #1	53	10/9/2020	11/4/2020	No	G			No	0.002	0.025	0.045	0.025	0.025	0.12		0.025				No
Amica Mutual Insurance Co. - 25	Sample Location #2	37	10/9/2020	11/4/2020	No	G			No	0.002	0.025	0.058	0.025	0.025	0.064		0.025				No
Amica Mutual Insurance Co. - 50	Sample Location #1	53	10/9/2020	11/4/2020	No	G			No	0.002	0.025	0.017	0.028	0.12	0.83		0.025				No
Amica Mutual Insurance Co.-100	Sample location #2	86	10/23/2020	11/4/2020	No	G			No	0.002	0.025	0.057	0.025	0.025	0.91		0.025				No
B & L Plastics, Inc.	Sample Location #1	71	6/4/2020	6/22/2020	No	G			No	0.01	0.02	0.454	0.02	0.05	0.068		0.01				No
Bank of America	Sample Location #2	86	6/25/2020	7/22/2020	No	G			No	0.01	0.02	0.052	0.02	0.05	0.677	0.02	0.01				No
Bank of America	Sample Location #2	86	10/8/2020	10/22/2020	No	G		2600	No		0.02	0.039	0.04	0.05	1.12		0.01				No
Bank of America	Sample Location #3	86	6/25/2020	7/22/2020	No	G			No	0.01	0.02	0.136	0.02	0.05	0.05	0.02	0.01				No
Bank of America	Sample Location #4	86	2/18/2020	2/25/2020	No	G		780	No	0.01	0.02	0.13	0.07	0.05	0.054	0.02	0.01				No
Bernardo Manufacturing	Sample Location #1	21	1/3/2020	1/23/2020	No	G			No	0.01		0.02	0.02	0.05	0.05						No
Bernardo Manufacturing	Sample Location #1	21	7/1/2020	7/29/2020	No	G		400	No	0.01		0.02	0.02	0.085	0.05						No
Care New England Health System	Sample Location #2	52	4/17/2020	5/4/2020	No	G			No	0.01	0.02	0.581	0.029	0.05	0.127		0.01				No
Care New England Health System	Sample Location #2	52	10/9/2020	10/27/2020	No	G			No	0.01	0.02	0.165	0.02	0.05	0.061		0.01				No
Cave, LLC	Sample Location #1	34	10/17/2020	12/8/2020	No	G		35	No									68200	1250		No
Cave, LLC	Sample Location #1	34	10/17/2020	12/8/2020	No	G		35	No									95100	478		No
Cave, LLC	Sample Location #1	34	10/18/2020	12/8/2020	No	G		35	No									48900	1690		No
Central Auto Radiator, Inc.	Sample Location #1	59	4/30/2020	6/5/2020	No	G			No	0.005	0.01	0.08	0.078	0.037	0.254		0.005				No
Central Auto Radiator, Inc.	Sample Location #1	59	10/30/2020	11/30/2020	No	G			No			0.18	0.093	0.05	0.32						No
City of Pawtucket - Public Works	Sample Location #1	37	1/7/2020	1/15/2020	No	G	75		No			0.068	0.029	0.013	0.162						No
City of Pawtucket - Public Works	Sample Location #1	37	4/20/2020	4/29/2020	No	G			No			0.1	0.016	0.061	0.288						No
City of Pawtucket - Public Works	Sample Location #1	37	7/14/2020	7/21/2020	No	G			No			0.05	0.047	0.008	0.238						No
City of Pawtucket - Public Works	Sample Location #1	37	10/7/2020	10/15/2020	No	G		100	No			0.034	0.035	0.006	0.134						No
Classick Custom	Sample Location #1	99	6/9/2020	6/19/2020	No	G	15		No		0.005	0.02			0.02						No
Classick Custom	Sample Location #1	99	10/27/2020	11/9/2020	No	G	2		No		0.005	0.02			0.044						No
Conopco, Inc. (Site #1)	Sample Location #1	40	1/6/2020	2/26/2020	No	C	78500		No											0.24	No
Conopco, Inc. (Site #1)	Sample Location #1	40	2/11/2020	3/24/2020	No	C	71300		No											1.152	No
Conopco, Inc. (Site #1)	Sample Location #1	40	3/9/2020	4/20/2020	No	C	136200		No											0.303	No
Conopco, Inc. (Site #1)	Sample Location #1	40	4/7/2020	5/21/2020	No	C	190700		No											0.492	No
Conopco, Inc. (Site #1)	Sample Location #1	40	5/13/2020	6/17/2020	No	C	175600		No											0.484	No
Conopco, Inc. (Site #1)	Sample Location #1	40	6/8/2020	7/23/2020	No	C	65100		No											0.23	No
Conopco, Inc. (Site #1)	Sample Location #1	40	7/21/2020	8/27/2020	No	C	60500		No											0.574	No
Conopco, Inc. (Site #1)	Sample Location #1	40	8/3/2020	9/21/2020	No	C	40400		No											0.082	No
Conopco, Inc. (Site #1)	Sample Location #1	40	9/8/2020	12/2/2020	Yes	C	74100		No											0.005	No
Conopco, Inc. (Site #1)	Sample Location #1	40	9/15/2020	10/19/2020	No	C	51500		No											0.45	No
Conopco, Inc. (Site #1)	Sample Location #1	40	10/14/2020	11/30/2020	No	C	80500		No											0.401	No
Conopco, Inc. (Site #1)	Sample Location #1	40	11/19/2020	12/16/2020	No	C	78000		No											0.135	No
Conopco, Inc. (Site #1)	Sample Location #1	40	12/9/2020	1/27/2021	No	C	97200		No											0.161	No
Continental Plastics & Packaging	Sample Location #1	35	1/20/2020	3/10/2020	No	G			No			0.937	0.188	0.052	6.69						Yes
Continental Plastics & Packaging	Sample Location #1	35	2/7/2020	3/10/2020	No	G			No						0.281						No
Continental Plastics & Packaging	Sample Location #1	35	2/14/2020	3/10/2020	No	G			No						0.264						No
Continental Plastics & Packaging	Sample Location #1	35	2/21/2020	3/10/2020	No	G			No						0.273						No
Continental Plastics & Packaging	Sample Location #1	35	2/28/2020	3/10/2020	No	G			No						0.167						No
Continental Plastics & Packaging	Sample Location #1	35	7/23/2020	9/4/2020	No	G			No			0.091	0.02	0.05	0.189						No
Cool Air Creations Inc.	Sample Location #1	99	4/29/2020	5/22/2020	No	G			No		0.024	0.02			0.043						No
Cool Air Creations Inc.	Sample Location #1	99	11/12/2020	11/23/2020	No	G			No		0.005	0.02			0.09						No
Cool Air Creations Inc.	Sample Location #2	99	4/29/2020	5/22/2020	No	G			No		0.005	0.028			0.109						No
Cool Air Creations Inc.	Sample Location #2	99	11/12/2020	11/23/2020	No	G			No		0.005	0.02			0.02						No
Cooley, Incorporated	Sample Location #1	53	1/3/2020	1/15/2020	No	G	140		No	0.01	0.02	0.371	0.02	0.05	0.46		0.01				No
Cooley, Incorporated	Sample Location #1	53	7/10/2020	7/24/2020	No	G	122		No	0.01	0.02	0.032	0.02	0.05	0.05		0.01				No
Crooked Current Brewery	Sample Location #1	36	6/22/2020	7/9/2020	No	G	50		No									21100	144		No

**Compliance Monitoring Results for Non-Significant Users  
Bucklin Point - 2020**

Company Name	Location	Category	Sample Date	Received Date	NBC Sample	Type	Flow	Volume	CDF	Cd	Cr	Cu	Pb	Ni	Zn	CN	Ag	BOD	TSS	TTO	Violation
Crooked Current Brewery	Sample Location #1	36	10/19/2020	12/7/2020	No	G		60	No									692	8		No
Crown Collision Center	Sample Location #1	97	1/24/2020	3/5/2020	No	G			No				0.02	0.05	1.53						No
Crown Collision Center	Sample Location #1	97	7/17/2020	9/3/2020	No	G		240	No				0.021	0.05	0.608						No
CVS Caremark Corp. (200 Highland Drive)	Sample Location #1	86	10/27/2020	11/13/2020	No	G			No	0.002	0.025	0.076	0.025	0.025	0.02		0.025				No
CVS Pharmacy, Inc.	Sample Location #1	86	10/27/2020	11/13/2020	No	G			No	0.002	0.025	0.087	0.025	0.025	0.044		0.025				No
CVS Pharmacy, Inc.	Sample Location #2	86	10/27/2020	11/13/2020	No	G			No	0.002	0.025	0.092	0.025	0.025	0.046		0.025				No
Dimitri Ganim, DDS	Sample Location #1	94	10/9/2020	10/26/2020	No	G			No								0.01				No
Finlay Extracts & Ingredients USA, Inc.	Sample Location #1	34	1/20/2020	2/3/2020	No	C	3144		No									1300	220		No
Finlay Extracts & Ingredients USA, Inc.	Sample Location #1	34	7/7/2020	7/31/2020	No	C	2705		No									1600	800		No
Finlay Extracts & Ingredients USA, Inc.	Sample Location #1	34	7/7/2020	9/15/2020	No	C			No									7100	300		No
Finlay Extracts & Ingredients USA, Inc.	Sample Location #1	34	10/14/2020	10/15/2020	Yes	C	21755		No									2342.7	1406		No
Finlay Extracts & Ingredients USA, Inc.	Sample Location #1	34	10/19/2020	11/3/2020	No	C	2930		No									3300	900		No
Foolproof Brewing Co., LLC	Sample Location #1	89	2/27/2020	3/25/2020	No	G			No									5			No
Foolproof Brewing Co., LLC	Sample Location #1	89	8/31/2020	9/15/2020	No	G			No									4	2		No
Fully Rooted Juicery	Sample Location #1	34	10/30/2020	11/17/2020	No	G		25	No									218	54		No
Fully Rooted Juicery	Sample Location #2	34	10/30/2020	11/17/2020	No	G		25	No									4	48		No
Hasbro, Inc.	Sample Location #2	27	8/25/2020	9/16/2020	No	G	8424		No	0.002	0.025	0.039	0.025	0.025	0.7		0.025				No
Hasbro, Inc.	Sample Location #2	27	10/20/2020	11/13/2020	No	G	7550		No	0.002	0.025	0.049	0.025	0.025	1.2		0.025				No
Hindley Manufacturing Company	Sample Location #1	21	4/15/2020	5/12/2020	No	G		450	No	0.004	0.011	0.02	0.005	1.15	0.273		0.005				No
Hindley Manufacturing Company	Sample Location #1	21	10/9/2020	11/3/2020	No	G		450	No	0.01	0.052	0.202	0.005	0.769	0.262		0.005				No
Hope Global	Sample Location #1	23	5/26/2020	6/11/2020	No	C	699		No		0.025	0.05		0.025	0.069			30	36		No
Hope Global	Sample Location #1	23	10/7/2020	10/30/2020	No	C	775		No		0.025	0.067		0.025	0.04			84	35		No
Hope Global	Sample Location #3	23	10/7/2020	10/30/2020	No	G			No										9.3	0.001	No
Impact Custom Apparel, LLC	Sample Location #1	99	6/17/2020	6/29/2020	No	G			No		0.025	0.199			0.258						No
Impact Custom Apparel, LLC	Sample Location #1	99	10/26/2020	12/15/2020	No	G			No		0.005	0.106			0.294						No
INSCO Intermediate Holdings, LLC	Sample Location #1	99	4/16/2020	4/27/2020	No	G	450		No	0.01	0.076	0.181	0.02	0.067	0.389		0.01				No
INSCO Intermediate Holdings, LLC	Sample Location #1	99	10/16/2020	10/28/2020	No	G	400		No	0.01	0.148	0.756	0.038	0.148	1.52		0.013				No
INSCO Intermediate Holdings, LLC	Sample Location #1	99	12/31/2020	2/3/2021	No	G	350		No						0.05						No
International Packaging Corp.	Sample Location #1	53	5/27/2020	6/10/2020	No	G		12000	No	0.005	0.01	0.131	0.01	0.025	0.41		0.005				No
JAR Bakers Supply	Sample Location #1	81	7/21/2020	8/3/2020	No	G			No									8920	758		No
JAR Bakers Supply	Sample Location #1	81	12/7/2020	12/22/2020	No	G			No									4860	186		No
K&W Webbing Company	Sample Location #1	23	4/29/2020	5/22/2020	No	G		75	No		0.005	0.133			0.241						No
K&W Webbing Company	Sample Location #1	23	10/29/2020	11/19/2020	No	G		389	No		0.005	0.091			0.102						No
Key Container Corporation	Sample Location #1	24	1/14/2020	2/3/2020	No	G	450		No			0.398	0.02		0.684						No
Key Container Corporation	Sample Location #1	24	7/28/2020	8/3/2020	No	G		450	No			0.114	0.02		0.05						No
Mirror Image	Sample Location #1	99	2/25/2020	5/6/2020	No	G			No		0.025	0.073			0.307						No
New England Paper Tube Co.	Sample Location #1	24	2/4/2020	2/21/2020	No	G		2	No		0.02	0.062			0.058						No
New England Paper Tube Co.	Sample Location #1	24	8/4/2020	8/17/2020	No	G		2	No		0.2	0.2			0.5						No
Northeast Knitting, Inc.	Sample Location #1	23	6/8/2020	6/8/2020	No	G		20	No									16	5		No
Northeast Knitting, Inc.	Sample Location #1	23	10/29/2020	11/30/2020	No	G		20	No									3	2		No
Orion Retail	Sample Location #1	26	1/3/2020	1/22/2020	No	G	212650		No		0.326	0.181		0.151	0.631						No
Orion Retail	Sample Location #1	26	7/14/2020	7/27/2020	No	G			No		0.005	0.046		0.005	0.064						No
Patriot Textiles, Inc.	Sample Location #1	23	4/1/2020	4/10/2020	No	G	23		No		0.005	0.119			0.056						No
Patriot Textiles, Inc.	Sample Location #1	23	10/1/2020	10/19/2020	No	G	270	200	No		0.005	0.221			0.067						No
PCL Fixtures, Inc.	Sample Location #1	24	1/15/2020	1/24/2020	No	G		50	No		0.2	0.2			0.5						No
PCL Fixtures, Inc.	Sample Location #1	24	7/9/2020	7/27/2020	No	G		25	No		0.02	0.056			1.04						No
Poly/Spurse, Corp.	Sample Location #1	22	4/7/2020	4/15/2020	No	C	660		No		0.02	0.02			0.05						No
Poly/Spurse, Corp.	Sample Location #1	22	10/14/2020	10/26/2020	No	C	320		No		0.02	0.02			0.05						No
Printmakers, Inc.	Sample Location #1	93	6/4/2020	6/17/2020	No	G	29		No								0.044				No
Printmakers, Inc.	Sample Location #1	93	10/13/2020	10/28/2020	No	G	54		No								0.02				No
Rand Whitney Southeast Container, LLC	Sample Location #1	24	2/11/2020	2/13/2020	No	G	217	150	No		0.011	0.053			0.128						No

**Compliance Monitoring Results for Non-Significant Users  
Bucklin Point - 2020**

Company Name	Location	Category	Sample Date	Received Date	NBC Sample	Type	Flow	Volume	CDF	Cd	Cr	Cu	Pb	Ni	Zn	CN	Ag	BOD	TSS	TTO	Violation
Rand Whitney Southeast Container, LLC	Sample Location #1	24	5/5/2020	5/7/2020	No	G	21	150	No		0.144	0.35			1.26						No
Rand Whitney Southeast Container, LLC	Sample Location #1	24	8/5/2020	8/7/2020	No	G	150	150	No		0.05	0.28			1.02						No
Rand Whitney Southeast Container, LLC	Sample Location #1	24	10/30/2020	11/4/2020	No	G	35	150	No		0.055	0.324			0.846						No
RI Spirits	Sample Location #1	34	10/7/2020	10/26/2020	No	G			No									4	2		No
Russell S. Chin, DDS, Ltd.	Sample Location #1	94	5/22/2020	6/18/2020	No	G			No								0.01				No
Schofield Printing, Inc.	Sample Location #1	99	1/6/2020	1/16/2020	No	G			No	0.01	0.02	0.392									No
Schofield Printing, Inc.	Sample Location #1	99	7/10/2020	7/23/2020	No	G			No	0.01	0.02	0.375									No
Schofield Printing, Inc.	Sample Location #1	99	12/28/2020	1/7/2021	No	G			No	0.1	0.2	0.337									No
Sewrite Embroidery	Sample Location #1	99	11/19/2020	12/15/2020	No	G			No		0.025	0.121			0.1						No
Smug Brewery Co. LLC	Sample Location #1	34	12/21/2020	12/30/2020	No	G		150	No									3200	190		No
Spirit Recognition	Sample Location #1	99	6/24/2020	7/8/2020	No	G			No		0.02	0.164			0.071						No
Spirit Recognition	Sample Location #1	99	10/16/2020	10/30/2020	No	G	20		No		0.02	0.258			0.132						No
The Evans Findings Company, Inc.	Sample Location #1	21	1/15/2020	2/3/2020	No	C	450		No		0.399	0.77		0.05	0.388						No
The Evans Findings Company, Inc.	Sample Location #1	21	4/6/2020	4/23/2020	No	G	464		No		0.02	0.062		0.063	0.439						No
The Evans Findings Company, Inc.	Sample Location #1	21	10/30/2020	11/19/2020	No	C	389		No		0.065	0.368		0.107	0.236						No
The Family Dentist, Inc.	Sample Location #2	94	1/30/2020	2/26/2020	No	G			No								0.133				No
The Family Dentist, Inc.	Sample Location #2	94	9/21/2020	10/23/2020	No	G			No								0.01				No
Vicor Corporation	Sample Location #1	49	1/16/2020	2/7/2020	No	G		6	No			0.048	0.04						5		No
Vicor Corporation	Sample Location #1	49	7/6/2020	8/4/2020	No	G		6	No			0.041	0.02						5		No
Vogue Industries LP	Sample Location #1	99	4/21/2020	5/5/2020	No	G	20		No			0.048			0.226						No
Vogue Industries LP	Sample Location #1	99	10/20/2020	11/3/2020	No	G		20	No		0.005	0.275			0.314						No

# ***COMPLIANCE MONITORING LEGEND***

## **Parameter Legend**

O&G = Oil and Grease

TRC = Total Residual Chlorine

N = Nitrogen

TKN = Total Kjeldahl Nitrogen

NH<sub>3</sub> = Ammonia

NO<sub>3</sub>+NO<sub>2</sub> = Nitrate+Nitrite

As = Arsenic

Hg = Mercury

CN = Cyanide

## **Sample Legend**

C = Composite Sample

G = Grab Sample

CDF = Concentrated Discharge Formula

Category # Refers to Users Category Number Specified in Chapter III

**Compliance Monitoring Results for Non-Significant Users  
Bucklin Point - 2020**

Company Name	Location	Category	Sample Date	Received Date	NBC Sample	Type	Flow	Volume	CDF	Total O&G	Total N	NH3	Hg	NO3+NO2	TRC	TKN	Violation
3 Flags Bakery	Sample Location #1	81	5/20/2020	6/26/2020	No	G			No	47.2							No
Accu-Care Supply	Sample Location #1	27	7/29/2020	8/31/2020	No	G		700	No						0.26		No
Allstate Restaurant Equipment	Sample Location #1	99	4/22/2020	5/11/2020	No	G			No	4.7							No
Allstate Restaurant Equipment	Sample Location #1	99	10/16/2020	10/28/2020	No	G			No	8.1							No
Alves and Sons Bakery	Sample Location #1	81	6/8/2020	6/15/2020	No	G	150		No	43							No
Alves and Sons Bakery	Sample Location #1	81	12/9/2020	12/30/2020	No	G			No	38							No
Amica Mutual Insurance Co. - 25	Sample Location #1	37	1/10/2020	3/30/2020	No	G			No	4							No
Amica Mutual Insurance Co. - 25	Sample Location #1	37	7/17/2020	8/5/2020	No	G			No	2							No
Amica Mutual Insurance Co.-100	Sample Location #1	86	1/10/2020	3/30/2020	No	G			No	1.4							No
Amica Mutual Insurance Co.-100	Sample Location #1	86	7/17/2020	8/5/2020	No	G			No	0.5							No
Armando & Sons Meat Market	Sample Location #1	82	4/3/2020	5/26/2020	No	G			No	6							No
Bachini's Bakery	Sample Location #1	81	1/23/2020	2/6/2020	No	G			No	10							No
Bachini's Bakery	Sample Location #1	81	8/4/2020	8/24/2020	No	G			No	11							No
Bachini's Bakery	Sample Location #1	81	12/20/2020	1/13/2021	No	G	38		No	10							No
Bank of America	Sample Location #2	86	6/25/2020	7/22/2020	No	G			No				0				No
Bank of America	Sample Location #3	86	6/25/2020	7/22/2020	No	G			No				0				No
Blackstone Market	Sample Location #1	81	1/17/2020	3/12/2020	No	G			No	5.7							No
Blackstone Market	Sample Location #1	81	8/31/2020	10/13/2020	No	G			No	6.1							No
Broadway Car Wash	Sample Location #1	97	1/30/2020	2/4/2020	No	G	7		No	16.2							No
Broadway Car Wash	Sample Location #1	97	8/12/2020	8/21/2020	No	G			No	7.6							No
BTP LLC	Sample Location #1	81	2/6/2020	2/24/2020	No	G			No	11							No
BTP LLC	Sample Location #1	81	9/8/2020	9/28/2020	No	G			No	12							No
Bubble Room Car Wash, Inc.	Sample Location #1	97	1/7/2020	1/29/2020	No	G			No	6.5							No
Bubble Room Car Wash, Inc.	Sample Location #1	97	7/10/2020	8/24/2020	No	G			No	9.6							No
Calise & Sons Bakery	Sample Location #1	81	4/28/2020	5/11/2020	No	G			No	40.6							No
Calise & Sons Bakery	Sample Location #1	81	10/29/2020	11/12/2020	No	G			No	39.4							No
CAMRAC, LLC	Sample Location #1	37	4/30/2020	5/28/2020	No	G		500	No	6							No
CAMRAC, LLC	Sample Location #1	37	10/30/2020	11/25/2020	No	G		1000	No	21.2							No
Catanzaros Food Products, Inc.	Sample Location #1	81	4/13/2020	4/30/2020	No	G			No	88.2							No
Catanzaros Food Products, Inc.	Sample Location #1	81	6/18/2020	7/28/2020	No	G			No	19.8							No
Central Auto Radiator, Inc.	Sample Location #1	59	4/30/2020	6/5/2020	No	G			No	4.8							No
Central Auto Radiator, Inc.	Sample Location #1	59	10/30/2020	11/30/2020	No	G			No	4.7							No
Central Falls Provision Co.	Sample Location #1	81	1/13/2020	2/5/2020	No	G	142		No	25.7							No
Central Falls Provision Co.	Sample Location #1	81	7/29/2020	8/11/2020	No	G	118		No	17.4							No
City of Pawtucket - Public Works	Sample Location #1	37	1/7/2020	1/15/2020	No	G	75		No	7							No
City of Pawtucket - Public Works	Sample Location #1	37	4/20/2020	4/29/2020	No	G			No	16							No
City of Pawtucket - Public Works	Sample Location #1	37	7/14/2020	7/21/2020	No	G			No	7							No
City of Pawtucket - Public Works	Sample Location #1	37	10/7/2020	10/15/2020	No	G		100	No	10							No
Conopco, Inc. (Site #1)	Sample Location #1	40	9/8/2020	12/2/2020	Yes	C	74100		No		0.896	.001		0.896		0.5	No
Cooley, Incorporated	Sample Location #2	53	1/3/2020	1/15/2020	No	G	15		No	4.7							No
Cooley, Incorporated	Sample Location #2	53	7/10/2020	7/24/2020	No	G			No	4.7							No
Crest Manufacturing Company	Sample Location #1	52	4/28/2020	5/8/2020	No	G		2	No	6							No
Crown Collision Center	Sample Location #1	97	1/24/2020	3/5/2020	No	G			No	16.9							No
Crown Collision Center	Sample Location #1	97	7/17/2020	9/3/2020	No	G		240	No	44.3							No
Dave's Marketplace	Sample Location #1	82	1/10/2020	1/31/2020	No	G			No	25							No
Dave's Marketplace	Sample Location #1	82	8/18/2020	9/4/2020	No	G			No	80							No
David London and Company	Sample Location #1	35	1/15/2020	1/28/2020	No	G			No	5.6							No

**Compliance Monitoring Results for Non-Significant Users  
Bucklin Point - 2020**

Company Name	Location	Category	Sample Date	Received Date	NBC Sample	Type	Flow	Volume	CDF	Total O&G	Total N	NH3	Hg	NO3+NO2	TRC	TKN	Violation
David London and Company	Sample Location #1	35	7/1/2020	7/20/2020	No	G			No	6.8							No
Dexter Car Wash, Inc.	Sample Location #1	97	1/30/2020	2/4/2020	No	G	7		No	24.8							No
Dexter Car Wash, Inc.	Sample Location #1	97	8/12/2020	8/21/2020	No	G			No	7.5							No
DG Cafe & Bakery	Sample Location #1	81	12/31/2020	1/12/2021	No	G			No	54.1							No
Dupuis Oil	Sample Location #1	97	4/27/2020	6/16/2020	No	G			No	2.8							No
Dupuis Oil	Sample Location #1	97	10/21/2020	1/22/2021	No	G			No	2.3							No
East Providence Fire Station #3	Sample Location #1	97	1/22/2020	2/10/2020	No	G			No	410							Yes
East Providence Fire Station #3	Sample Location #1	97	6/8/2020	6/29/2020	No	G			No	190							Yes
East Providence Fire Station #3	Sample Location #1	97	9/17/2020	10/13/2020	No	G			No	32							No
East Providence Fire Station #3	Sample Location #1	97	10/9/2020	11/3/2020	No	G			No	68							No
East Providence Fire Station #3	Sample Location #1	97	10/16/2020	11/16/2020	No	G			No	230							Yes
East Providence Fire Station #3	Sample Location #1	97	10/23/2020	12/2/2020	No	G			No	480							Yes
El Salvador Bakery	Sample Location #1	81	8/26/2020	9/2/2020	No	G			No	267							Yes
El Salvador Bakery	Sample Location #1	81	11/23/2020	12/7/2020	No	G			No	14.5							No
Finlay Extracts & Ingredients USA, Inc.	Sample Location #1	34	10/14/2020	10/15/2020	Yes	C	21755		No		44.7	.414		0.312		44.4	No
Flor Di Brava	Sample Location #1	81	6/26/2020	7/9/2020	No	G			No	5.1							No
Garden Meat Market, LLC	Sample Location #2	81	1/2/2020	1/30/2020	No	G			No	40.7							No
Garden Meat Market, LLC	Sample Location #2	81	1/3/2020	1/30/2020	No	G			No	12.6							No
Garden Meat Market, LLC	Sample Location #2	81	1/5/2020	1/30/2020	No	G			No	17.7							No
Garden Meat Market, LLC	Sample Location #2	81	1/5/2020	1/30/2020	No	G			No	17.7							No
Garden Meat Market, LLC	Sample Location #2	81	1/7/2020	1/30/2020	No	G			No	4.9							No
Garden Meat Market, LLC	Sample Location #2	81	1/7/2020	1/30/2020	No	G			No	4.9							No
Gingersnaps Bakery	Sample Location #1	81	6/14/2020	6/22/2020	No	G			No	33							No
Guntis Sweets, LLC	Sample Location #1	81	12/18/2020	1/4/2021	No	G			No	13.6							No
Hartley's Pork Pies	Sample Location #1	81	5/5/2020	5/19/2020	No	G			No	2							No
Hartley's Pork Pies	Sample Location #1	81	10/13/2020	11/3/2020	No	G			No	3							No
Hindley Manufacturing Company	Sample Location #1	21	4/15/2020	5/12/2020	No	G		450	No	2							No
Hindley Manufacturing Company	Sample Location #1	21	10/9/2020	11/3/2020	No	G		450	No	2							No
Homestead Baking Company	Sample Location #1	81	4/16/2020	4/27/2020	No	G	224		No	19.1							No
Homestead Baking Company	Sample Location #1	81	10/9/2020	10/26/2020	No	G			No	7.2							No
Hope Global	Sample Location #1	23	5/26/2020	6/11/2020	No	C	699		No	30							No
Hope Global	Sample Location #1	23	10/7/2020	10/30/2020	No	C	775		No	14.75							No
Hope Global	Sample Location #2	23	5/26/2020	6/11/2020	No	G			No	14							No
Hope Global	Sample Location #2	23	10/6/2020	10/30/2020	No	G			No	3.3							No
Industrial Container Services - RI, LLC	Sample Location #1	44	4/9/2020	5/1/2020	No	G			No	3.7							No
Industrial Container Services - RI, LLC	Sample Location #1	44	10/13/2020	10/29/2020	No	G			No	3.2							No
INSCO Intermediate Holdings, LLC	Sample Location #1	99	4/16/2020	4/27/2020	No	G	450		No	10.7							No
INSCO Intermediate Holdings, LLC	Sample Location #1	99	10/16/2020	10/28/2020	No	G	400		No	55.1							No
International Meat Market	Sample Location #1	81	4/22/2020	5/11/2020	No	G			No	3							No
International Meat Market	Sample Location #1	81	10/27/2020	11/13/2020	No	G	5		No	3							No
International Meat Market	Sample Location #2	81	4/22/2020	5/11/2020	No	G			No	4							No
International Meat Market	Sample Location #2	81	10/27/2020	11/13/2020	No	G	5		No	3							No
L&B Foods, Inc.	Sample Location #1	81	1/8/2020	1/16/2020	No	G			No	5.2							No
L&B Foods, Inc.	Sample Location #1	81	7/8/2020	7/21/2020	No	G		20	No	5							No
L&B Foods, Inc.	Sample Location #2	81	1/8/2020	1/16/2020	No	G			No	5.1							No
L&B Foods, Inc.	Sample Location #2	81	7/8/2020	7/21/2020	No	G		50	No	5							No
Lindbergh Auto Body, Inc.	Sample Location #1	97	3/6/2020	3/16/2020	No	G			No	2							No

**Compliance Monitoring Results for Non-Significant Users  
Bucklin Point - 2020**

Company Name	Location	Category	Sample Date	Received Date	NBC Sample	Type	Flow	Volume	CDF	Total O&G	Total N	NH3	Hg	NO3+NO2	TRC	TKN	Violation
Lindbergh Auto Body, Inc.	Sample Location #1	97	7/31/2020	8/18/2020	No	G			No	7							No
M & M NY System	Sample Location #1	85	2/24/2020	3/23/2020	No	G			No	592							Yes
M & M NY System	Sample Location #1	85	4/15/2020	5/4/2020	No	G			No	2							No
M & M NY System	Sample Location #1	85	4/22/2020	5/8/2020	No	G			No	3							No
M & M NY System	Sample Location #1	85	4/30/2020	5/18/2020	No	G			No	4							No
M & M NY System	Sample Location #1	85	5/6/2020	5/29/2020	No	G			No	3							No
M & M NY System	Sample Location #1	85	9/6/2020	11/16/2020	No	G			No	2							No
Main Street Market, Inc.	Sample Location #1	82	3/10/2020	3/25/2020	No	G	1670		No	9							No
Main Street Market, Inc.	Sample Location #1	82	9/20/2020	11/25/2020	No	G	16987		No	43							No
Marotta Food Corporation	Sample Location #1	82	3/25/2020	6/1/2020	No	G			No	10.2							No
Marotta Food Corporation	Sample Location #1	82	9/23/2020	12/21/2020	No	G			No	507							Yes
Michael's Meats	Sample Location #1	81	7/31/2020	9/4/2020	No	G			No	27							No
Michael's Meats	Sample Location #1	81	7/31/2020	8/10/2020	No	G			No	27							No
NECVW, Inc.	Sample Location #1	97	1/9/2020	1/23/2020	No	G			No	326							Yes
NECVW, Inc.	Sample Location #1	97	2/18/2020	2/26/2020	No	G			No	13.8							No
NECVW, Inc.	Sample Location #1	97	3/3/2020	3/16/2020	No	G			No	121							No
NECVW, Inc.	Sample Location #1	97	6/10/2020	6/29/2020	No	G			No	110							No
NECVW, Inc.	Sample Location #1	97	7/10/2020	7/21/2020	No	G			No	3.4							No
New England Linen Supply, Inc.	Sample Location #1	71	1/8/2020	1/14/2020	No	G	24005		No	45.25							No
New England Linen Supply, Inc.	Sample Location #1	71	2/26/2020	3/30/2020	No	C	23479		No	58.5							No
Patriot Textiles, Inc.	Sample Location #1	23	4/1/2020	4/10/2020	No	G	23		No	9							No
Patriot Textiles, Inc.	Sample Location #1	23	10/1/2020	10/19/2020	No	G	270	200	No	7							No
Pawtucket Lion Pizza, Inc.	Sample Location #1	85	9/2/2020	10/15/2020	No	G			No	8							No
PCL Fixtures, Inc.	Sample Location #2	24	1/14/2020	1/24/2020	No	G		25	No	12.3							No
PCL Fixtures, Inc.	Sample Location #2	24	7/9/2020	7/27/2020	No	G		20	No	20.2							No
Precision Harley - Davidson, Inc.	Sample Location #1	97	4/28/2020	5/11/2020	No	G			No	1.2							No
Precision Harley - Davidson, Inc.	Sample Location #1	97	10/28/2020	12/8/2020	No	G			No	36							No
Rand Whitney Southeast Container, LLC	Sample Location #1	24	2/11/2020	2/13/2020	No	G	217	150	No	54							No
Rand Whitney Southeast Container, LLC	Sample Location #1	24	5/5/2020	5/7/2020	No	G	21	150	No	8							No
Rand Whitney Southeast Container, LLC	Sample Location #1	24	8/5/2020	8/7/2020	No	G	150	150	No	5							No
Rand Whitney Southeast Container, LLC	Sample Location #1	24	10/30/2020	11/4/2020	No	G	35	150	No	28							No
Ribatejo Fish Market	Sample Location #1	82	3/10/2020	4/21/2020	No	G			No	2							No
Ribatejo Fish Market	Sample Location #1	82	9/9/2020	10/22/2020	No	G			No	178							Yes
Seabra Foods III, Inc.	Sample Location #1	82	1/14/2020	1/28/2020	No	G			No	9							No
Seabra Foods III, Inc.	Sample Location #1	82	7/1/2020	7/13/2020	No	G			No	34							No
Seabra Foods III, Inc.	Sample Location #1	82	8/14/2020	9/18/2020	No	G			No	20							No
Seabra Foods III, Inc.	Sample Location #1	82	12/7/2020	1/4/2021	No	G			No	16							No
Seabra Foods III, Inc.	Sample Location #1	82	12/30/2020	1/12/2021	No	G			No	20							No
Seabra Foods III, Inc.	Sample Location #2	82	1/14/2020	1/28/2020	No	G			No	4							No
Seabra Foods III, Inc.	Sample Location #2	82	7/1/2020	7/13/2020	No	G			No	17							No
Seabra Foods III, Inc.	Sample Location #2	82	8/14/2020	9/18/2020	No	G			No	28							No
Seabra Foods III, Inc.	Sample Location #2	82	12/7/2020	1/4/2021	No	G			No	41							No
Seabra Foods III, Inc.	Sample Location #2	82	12/30/2020	1/12/2021	No	G			No	44							No
Seabra Foods III, Inc.	Sample Location #3	82	1/14/2020	1/28/2020	No	G			No	4							No
Seabra Foods III, Inc.	Sample Location #3	82	7/1/2020	7/13/2020	No	G			No	29							No
Seabra Foods III, Inc.	Sample Location #3	82	8/14/2020	9/18/2020	No	G			No	18							No
Seabra Foods III, Inc.	Sample Location #3	82	12/7/2020	1/4/2021	No	G			No	54							No



**Compliance Monitoring Results for Non-Significant Users  
Bucklin Point - 2020**

Company Name	Location	Category	Sample Date	Received Date	NBC Sample	Type	Flow	Volume	CDF	Total O&G	Total N	NH3	Hg	NO3+NO2	TRC	TKN	Violation
Seabra Foods III, Inc.	Sample Location #3	82	12/30/2020	1/12/2021	No	G			No	45							No
Sonid LLC	Sample Location #1	81	6/16/2020	11/12/2020	No	G	6		No	34							No
Sonid LLC	Sample Location #1	81	10/29/2020	11/12/2020	No	G	8		No	17							No
Stop & Shop Supermarket #704	Sample Location #1	82	3/19/2020	4/13/2020	No	G			No	62							No
Stop & Shop Supermarket #704	Sample Location #1	82	6/8/2020	6/29/2020	No	G			No	120							No
Stop & Shop Supermarket #704	Sample Location #1	82	9/10/2020	10/30/2020	No	G			No	33							No
Stop & Shop Supermarket #704	Sample Location #1	82	12/9/2020	1/25/2021	No	G			No	55							No
Stop & Shop Supermarket #710	Sample Location #1	82	3/12/2020	4/13/2020	No	G			No	120							No
Stop & Shop Supermarket #710	Sample Location #1	82	6/4/2020	6/29/2020	No	G			No	76							No
Stop & Shop Supermarket #710	Sample Location #1	82	9/10/2020	10/30/2020	No	G			No	72							No
Stop & Shop Supermarket #710	Sample Location #1	82	12/9/2020	1/25/2021	No	G			No	86							No
Stop & Shop Supermarket #712	Sample Location #1	82	1/6/2020	4/24/2020	No	G			No	99							No
Stop & Shop Supermarket #712	Sample Location #1	82	1/13/2020	4/24/2020	No	G			No	85							No
Stop & Shop Supermarket #712	Sample Location #1	82	1/20/2020	4/24/2020	No	G			No	90							No
Stop & Shop Supermarket #712	Sample Location #1	82	1/27/2020	4/24/2020	No	G			No	50							No
Stop & Shop Supermarket #712	Sample Location #1	82	3/19/2020	4/13/2020	No	G			No	96							No
Stop & Shop Supermarket #712	Sample Location #1	82	6/8/2020	6/29/2020	No	G			No	77							No
Stop & Shop Supermarket #712	Sample Location #1	82	9/10/2020	10/30/2020	No	G			No	64							No
Stop & Shop Supermarket #712	Sample Location #1	82	12/9/2020	1/25/2021	No	G			No	93							No
Teknor Apex - Mendon	Sample Location #1	37	1/10/2020	1/23/2020	No	G			No	9							No
Teknor Apex - Mendon	Sample Location #1	37	4/10/2020	4/27/2020	No	G			No	5.2							No
Teknor Apex - Mendon	Sample Location #1	37	7/22/2020	8/7/2020	No	G			No	8.9							No
Teknor Apex - Mendon	Sample Location #1	37	10/9/2020	10/30/2020	No	G			No	4.9							No
The Evans Findings Company, Inc.	Sample Location #1	21	1/15/2020	2/3/2020	No	C	450		No	39.3							No
The Evans Findings Company, Inc.	Sample Location #1	21	4/6/2020	4/23/2020	No	G	464		No	9.6							No
The Evans Findings Company, Inc.	Sample Location #1	21	10/30/2020	11/19/2020	No	C	389		No	94.8							No
The Stop & Shop Supermarket Co. LLC	Sample Location #1	82	1/6/2020	4/24/2020	No	G			No	430							Yes
The Stop & Shop Supermarket Co. LLC	Sample Location #1	82	1/13/2020	4/24/2020	No	G			No	250							Yes
The Stop & Shop Supermarket Co. LLC	Sample Location #1	82	1/20/2020	4/24/2020	No	G			No	77							No
The Stop & Shop Supermarket Co. LLC	Sample Location #1	82	1/27/2020	4/24/2020	No	G			No	100							No
The Stop & Shop Supermarket Co. LLC	Sample Location #1	82	2/3/2020	4/24/2020	No	G			No	98							No
The Stop & Shop Supermarket Co. LLC	Sample Location #1	82	2/10/2020	4/24/2020	No	G			No	78							No
The Stop & Shop Supermarket Co. LLC	Sample Location #1	82	3/12/2020	4/13/2020	No	G			No	120							No
The Stop & Shop Supermarket Co. LLC	Sample Location #1	82	6/4/2020	6/29/2020	No	G			No	63							No
The Stop & Shop Supermarket Co. LLC	Sample Location #1	82	9/10/2020	10/30/2020	No	G			No	92							No
The Stop & Shop Supermarket Co. LLC	Sample Location #1	82	12/9/2020	1/25/2021	No	G			No	120							No
Top Shell LLC	Sample Location #1	81	1/14/2020	1/23/2020	No	G			No	6.4							No
Top Shell LLC	Sample Location #1	81	11/20/2020	12/4/2020	No	G			No	4.7							No
Truck Pro LLC	Sample Location #1	97	4/17/2020	5/1/2020	No	G			No	4.7							No
Truck Pro LLC	Sample Location #1	97	10/9/2020	10/26/2020	No	G			No	4.7							No
VIP Car Wash	Sample Location #1	97	2/3/2020	2/13/2020	No	G			No	15							No
VIP Car Wash	Sample Location #1	97	8/10/2020	9/4/2020	No	G			No	16							No
Water Works Car Wash	Sample Location #1	97	2/2/2020	2/20/2020	No	G	15		No	16.2							No
Water Works Car Wash	Sample Location #1	97	7/28/2020	12/23/2020	No	G	15		No	287							Yes
Wildtree Holdings, LLC	Sample Location #1	81	2/12/2020	4/10/2020	No	G	186		No	6400							Yes
Wildtree Holdings, LLC	Sample Location #1	81	3/4/2020	4/10/2020	No	G			No	46							No
Wildtree Holdings, LLC	Sample Location #1	81	5/8/2020	5/22/2020	No	G	131		No	560							Yes

**Compliance Monitoring Results for Non-Significant Users  
Bucklin Point - 2020**

<b>Company Name</b>	<b>Location</b>	<b>Category</b>	<b>Sample Date</b>	<b>Received Date</b>	<b>NBC Sample</b>	<b>Type</b>	<b>Flow</b>	<b>Volume</b>	<b>CDF</b>	<b>Total O&amp;G</b>	<b>Total N</b>	<b>NH3</b>	<b>Hg</b>	<b>NO3+NO2</b>	<b>TRC</b>	<b>TKN</b>	<b>Violation</b>
Wildtree Holdings, LLC	Sample Location #1	81	6/10/2020	6/26/2020	No	G	109		No	19							No
Wildtree Holdings, LLC	Sample Location #1	81	6/17/2020	6/26/2020	No	G	146		No	2.2							No
Wildtree Holdings, LLC	Sample Location #1	81	7/2/2020	7/16/2020	No	G	140		No	9							No
Wildtree Holdings, LLC	Sample Location #1	81	7/15/2020	7/29/2020	No	G	139		No	4.8							No
Wildtree Holdings, LLC	Sample Location #1	81	7/15/2020	7/29/2020	No	G	139		No	4.8							No
Wildtree Holdings, LLC	Sample Location #2	81	2/12/2020	4/10/2020	No	G	186		No	17							No
Xelapan Bakery and Convenience	Sample Location #1	81	1/7/2020	1/31/2020	No	G			No	30.5							No
Xelapan Bakery and Convenience	Sample Location #1	81	7/13/2020	7/23/2020	No	G			No	119							No
Yovani's Pizza	Sample Location #1	85	5/28/2020	6/9/2020	No	G			No	43							No
Zaccagnini's Pastry Shoppe	Sample Location #1	81	7/14/2020	8/7/2020	No	G			No	6							No
Zaccagnini's Pastry Shoppe	Sample Location #1	81	10/26/2020	12/8/2020	No	G			No	5							No

***ATTACHMENT VOLUME II***

***SECTION 7***

***SURVEILLANCE MANHOLE  
MONITORING DATA AND LEGEND***

# ***COMPLIANCE MONITORING LEGEND***

## **Parameter Legend**

Cd = Cadmium

Cr = Chromium

Cu = Copper

Pb = Lead

Ni = Nickel

Ag = Silver

Zn = Zinc

CN = Cyanide

Hg = Mercury

Mo = Molybdenum

As = Arsenic

CBOD = Carbonaceous Biochemical Oxygen Demand

Sn = Tin

VOC = Volatile Organic Compounds

Se = Selenium

O & G = Oil and Grease

BOD = Biochemical Oxygen Demand

TSS = Total Suspended Solids

TTO = Total Toxic Organics

TRC = Total Residual Chlorine

TKN = Total Kjeldahl Nitrogen

N = Nitrogen

NO<sub>3</sub>+NO<sub>2</sub> = Nitrate + Nitrite

***SURVEILLANCE MANHOLE  
MONITORING DATA  
AND LEGEND***

***FIELD'S POINT***

**Field's Point  
Manhole Legend**

<b><u>Manhole #</u></b>	<b><u>Description</u></b>	<b><u>City</u></b>
0	Field's Point Influent	Providence
1	Ernest Street Pump Station Wet Well	Providence
01A	Allens Avenue Interceptor	Providence
01B	Ernest Street Pump Station (Ellenfield Street Interceptor)	Providence
01C	Ernest Street Pump Station (Diversion Structure)	Providence
01D	Ernest Street Pump Station (Ellenfield Int/Diversion Structure Combo)	Providence
2	Washington Park Pump Station	Providence
3	Shipyard Street	Providence
04A	D.S. Armbrust International - Chapman Street	Providence
04B	U.S. Armbrust International - Chapman Street	Providence
05A	D.S. 24 Baker Street	Providence
05B	U.S. 24 Baker Street	Providence
06A	Baker Street	Providence
06B	Baker Street	Providence
7	Ellenfield Street	Providence
07A	D.S. 85 Ellenfield Street	Providence
07B	U.S. 85 Ellenfield Street	Providence
08A	D.S. Ira Green - Toronto Street	Providence
08B	U.S. Ira Green - Toronto Street	Providence
09A	D.S. Technodic, U.S. 225 Carolina & 215 Georgia - Georgia Ave.	Providence
09B	U.S. Technodic - Georgia Avenue	Providence
09C	U.S. Technodic - Georgia Avenue	Providence
10A	D.S. 225 Carolina & 215 Georgia - Georgia Avenue	Providence
11A	D.S. Monarch Metal Finishing - Virginia Avenue	Providence
11B	D.S. Monarch Metal Finishing - Toronto Avenue	Providence
11C	U.S. Monarch Metal Finishing - Toronto Avenue	Providence
12A	D.S. 192 Georgia Avenue	Providence
12B	U.S. 192 Georgia Avenue	Providence
13A	D.S. Mahr Federal	Providence
13B	U.S. Mahr Federal	Providence
14A	D.S. 82 Aldrich Street	Providence
14B	U.S. 82 Aldrich Street	Providence
15A	Hylestead Street	Providence
15B	Hylestead Street	Providence
16A	Blundell Street	Providence
16B	Blundell Street	Providence
17A	D.S. Univar USA - Field's Point Drive	Providence
18A	Spooner Street	Providence
19A	D.S. Eddy Street At Wyatt	Providence
19B	U.S. Eddy Street Between Oxford And Mutual	Providence
20A	D.S. 928 Eddy Street - Seymour Street	Providence
21A	D.S. 60 Seymour Street - Warren Way	Providence
22A	D.S. Northland Environmental - Allens Avenue	Providence
22B	Allens Avenue And Blackstone Street	Providence
22C	U.S. Of Henderson Street On Allens Avenue	Providence
23A	D.S. Ideal Plating - Public Street	Providence
23B	U.S. Ideal Plating - Public Street	Providence

**Field's Point  
Manhole Legend**

<b><u>Manhole #</u></b>	<b><u>Description</u></b>	<b><u>City</u></b>
24A	D.S. 226 Public Street - Temple Street	Providence
24B	U.S. 226 Public Street - Temple Street	Providence
25A	D.S. 908 Eddy Street	Providence
25B	U.S. 908 Eddy Street	Providence
28A	Eddy Street	Providence
28B	Eddy Street	Providence
29A	Willard Avenue	Providence
29B	Willard Avenue	Providence
30A		Providence
30B		Providence
31A	D.S. 145 Globe Street - Eddy Street	Providence
31B	U.S. 145 Globe Street	Providence
31C	U.S. 145 Glorbe Street - Eddy Street	Providence
32A	D.S. Manchester Street LLC - Manchester Street	Providence
33A	Pine Street	Providence
33B	Pine Street	Providence
34A	D.S. 157 Clifford Street	Providence
34B	U.S. 157 Clifford Street	Providence
36A	Chestnut Street	Providence
36B	Chestnut Street	Providence
37A	Ship Street	Providence
37B	Ship Street	Providence
38A	Elm Street	Providence
38B	Chestnut Street	Providence
39A	D.S. 85 South St, - Chestnut Street	Providence
39B	U.S. 85 South St. - South Street	Providence
40A	South Street	Providence
40B	South Street	Providence
41A	Parsonage Street	Providence
42A	D.S. 45 Borden Street - Crary Street	Providence
42B	U.S. 45 Borden Street - Crary Street	Providence
43A	D.S. Former Esposito Jewelry - Dupont Dr.	Providence
43B	U.S. Former Esposito Jewelry - Dupont Dr.	Providence
44A	D.S. Former T. Sardelli - Dupont Dr.	Providence
44B	U.S. Former T. Sardelli - Dupont Dr.	Providence
45A	D.S. C&J Jewelry - Dupont Dr.	Providence
45B	U.S. C&J Jewelry - Dupont Dr.	Providence
46A	D.S. 88 Niantic Avenue - Dupont Dr.	Providence
47A	D.S. Former Park Lane / Colibri - Niantic Ave.	Providence
47B	U.S. Former Park Lane / Colibri - Niantic Ave.	Providence
48A	D.S. Alloy Holdings - Niantic Ave.	Providence
48B	U.S. Alloy Holdings - Niantic Ave.	Providence
49A	Salem St.	Providence
49B	Salem St.	Providence
50A	D.S. Industrial Park (Dupont Dr. & Niantic Ave.) Burrington St.	Providence
50B	D.S. Former Esposito and Sardelli - Dupont Drive	Providence
50C	D.S. C & J and 100 Niantic - Dupont Drive	Providence

**Field's Point  
Manhole Legend**

<b><u>Manhole #</u></b>	<b><u>Description</u></b>	<b><u>City</u></b>
51	D.S. Everybody On PR5 Except Ind. Park - Huntington St.	Providence
52A	D.S. 52 Potters - Melrose St.	Providence
52B	U.S. 52 Potters. - Potters Ave.	Providence
53A	D.S. Surface Coatings - Plymouth St.	Providence
53B	U.S. Surface Coatings - Plymouth St.	Providence
54A	Cranston St.	Providence
54B	Cranston St.	Providence
55A	Bellevue Ave.	Providence
55B	Bellevue Ave.	Providence
56A	D.S. 77 Bucklin, U.S D&D Chrome - Dexter St.	Providence
56B	U.S. 77 Bucklin - Dexter St.	Providence
56C	Dexter St.	Providence
57A	D.S. 43 Bucklin St.	Providence
57B	U.S. 43 Bucklin St.	Providence
58A	D.S. Allied Business Forms - Bucklin St.	Providence
58B	U.S. Allied Business Forms - Bucklin St.	Providence
59A	D.S. 120 Sprague - Dexter St.	Providence
59B	U.S. 120 Sprague - Dexter St.	Providence
59C	Dexter St.	Providence
60A	D.S. 56 Sprague St.	Providence
60B	U.S. 56 Sprague St.	Providence
61A	D.S. 44 Warren- Westfield St.	Providence
61B	U.S. 44 Warren - Westfield St.	Providence
62A	D.S. Prov. Journal (Fountain St) - Fountain St.	Providence
62B	U.S. Prov. Journal (Fountain St) - Fountain St.	Providence
63A	D.S. Prov. Journal ( Prod. Facility ) - Kinsley Ave.	Providence
63B	U.S. Prov. Journal (Prod. Facility ) - Kinsley Ave.	Providence
64A	D.S. 30 Desoto St.	Providence
65A	D.S. International Chromium Plating - Addison Place	Providence
65B	U.S. International Chromium Plating - Addison Place	Providence
66A	Erickson Place	Providence
68A	D.S. 335 Valley St.	Providence
68B	U.S. 335 Valley St.	Providence
69A	D.S. 29 Aurora St.	Providence
69B	U.S. 29 Aurora St.	Providence
69C		Providence
69D		Providence
70A	D.S. A&F Plating & Universal Plating - River Ave.	Providence
70B	U.S. A&F Plating & Universal Plating - River Ave.	Providence
70C	U.S. Universal Plating, D.S. A&F Plating - River Avenue	Providence
71A	D.S. 555 Valley - Hemlock St.	Providence
71B	U.S. 555 Valley - Hemlock St.	Providence
72A	Drive Way Of 350 Kinsley Ave. Mill Complex	Providence
72B	Kinsley Ave.	Providence
73A	D.S. U.S. Former General Plating - Harris Ave.	Providence
73B	U.S. 586 Atwells Ave - Harris Ave.	Providence
73C	D.S. Former General Plating - Harris Ave.	Providence



**Field's Point  
Manhole Legend**

<b><u>Manhole #</u></b>	<b><u>Description</u></b>	<b><u>City</u></b>
74A	Curtis St.	Providence
75A	U.S. Umicore - Sims St.	Providence
75B	D.S. 50 Sims Ave.	Providence
75C	D.S. 50 Sims Ave.	Providence
75D	D.S. 498 Kinsley - Sims St.	Providence
76A	Olneyville Drainage District - Valley St.	Providence
77A	D.S. Atlantic Mills Complex - Manton Ave.	Providence
77B	U.S. Atlantic Mills Complex - Manton Ave.	Providence
78A	Delaine Street	Providence
79A	D.S. 230 Oak St. - Agnes St.	Providence
79B	U.S. 230 Oak St. - Magnolia St.	Providence
79C	U.S. D & L Sales	Providence
79D	D.S. D & L Sales	Providence
80A	D.S. 91 Hartford Ave.	Providence
80B	U.S. 91 Hartford Ave.	Providence
81A	D.S. Contract Specialities - Hartford Ave.	Providence
81B	U.S. Contract Specialities - Hartford Ave.	Providence
82A	King Phillip St.	Providence
82B	King Phillip St.	Providence
83A	D.S. 50 Valley St.	Providence
83B	U.S. 50 Valley St.	Providence
84A	D.S. 415 Valley St.	Providence
84B	U.S. 415 Valley St.	Providence
85A	Spruce Street	Providence
85B	Spruce Street	Providence
86A	D.S. 219 West Park St.	Providence
86B	U.S. 219 West Park St.	Providence
87A	D.S. 69 Bath St.	Providence
87B	U.S. 69 Bath St.	Providence
88A	West River St.	Providence
88B	West River St.	Providence
89A	D.S. Home Depot Charles St.	Providence
89B	U.S. Home Depot- Charles St.	Providence
90A	D.S. Drew Easton Company - Whipple St.	Providence
90B	U.S. Drew Easton Company - Whipple St.	Providence
91A	D.S. Fashion Accents - Nashua St.	Providence
91B	U.S. Fashion Accents - Nashua St.	Providence
92A	D.S. 35 Livingston - Livingston St.	Providence
92B	U.S. 35 Livingston - Livingston St.	Providence
93A	D.S. GCI - Touro St.	Providence
93B	U.S. GCI - Touro St.	Providence
94A	D.S. 94 Silver Spring Street - Silver Spring St.	Providence
94B	U.S. 94 Silver Spring Street - Silver Spring St.	Providence
94C	D.S. 94 Silver Spring Street And Royal Little Drive- Silver Spring St.	Providence
95A	Branch Ave.	Providence
95B	Branch Ave.	Providence
96A	D.S. 812 Charles St.	Providence

**Field's Point  
Manhole Legend**

<b><u>Manhole #</u></b>	<b><u>Description</u></b>	<b><u>City</u></b>
96B	U.S. 812 Charles St.	Providence
97A	D.S. 1119 Douglas Ave.	Providence
97B	U.S. 1119 Douglas Ave.	Providence
98A	D.S. Electrolizing - Houghton Street	Providence
100A	D.S. 7 Ninigret Ave.	Providence
100B	U.S. 7 Ninigret Ave.	Providence
101A	D.S. 295 Lockwood - Meadow St.	Providence
101B	U.S. 295 Lockwood - Meadow St.	Providence
102A	D.S. 409 Pine Street - Pine St.	Providence
102B	U.S. 409 Pine Street - Pine St.	Providence
103	India Street Siphon	Providence
103A	India Street At South Water St.	Providence
104A	Valley Street At Amhearst	Providence
105A	D.S. Atamian - Silver Spring St.	Providence
106A	D.S. Sage Mfg. - Dexter St.	Providence
106B	U.S. Sage Mfg, D.S. D&D Chrome. - Dexter St.	Providence
107A	D.S. 15 Clarkson St.	Providence
107B	U.S. 15 Clarkson St.	Providence
108A	Washington St. Near Knight	Providence
109A	D.S. Mutual Metals - Corliss Street	Providence
109B	U.S. Mutaul Metals - Corliss Street	Providence
170A	D.S. 70 Royal Little Drive	Providence
170B	U.S. 70 Royal Little Drive	Providence
175A	D.S. RIPTA - Melrose Street	Providence
175B	U.S. RIPTA - Melrose Street	Providence
180A	D.S. Style Accessories - Acorn Street	Providence
180B	U.S. Style Accessories - Acorn Street	Providence
190	U.S. Manton Meter (Providence / Johnston Line)	Providence
193A	D.S. J.C. Gorham	Providence
193B	U.S. J.C. Gorham	Providence
200	South of Pumping Location @ Canada Pond	Providence
181A	D.S. International Insignia - Carolina Avenue	Providence
181B	U.S. International Insignia - Carolina Avenue	Providence
194	India Point Siphon	Providence
195	Davis Park	Providence
196	Branch Avenue at Silver Spring under Bridge	Providence
197	Dorrance and Dyer on Sidewalk	Providence
200	US Redwing St - West Side of Tracks	Providence
201	South of Reservoir - West Side of Tracks	Providence
500	Plainfield Street at Gifford Street	Providence
501	Plainfield Street before Webster	Providence
502	Duneford and Plainfield Street	Providence
503	Webster and plainfield	Providence
202A	DS Kirks Folly on Chapman St,	Providence
202B	US Kirks Folly on chapman st.	Providence
203A	DS Crisloid	Providence
203B	US Crisloid	Providence

**Field's Point  
Manhole Legend**

<b><u>Manhole #</u></b>	<b><u>Description</u></b>	<b><u>City</u></b>
204A	DS Metallurgical Solutions	Providence
204B	US Metallurgical Solutions	Providence
110A	D.S. 178 George Waterman Ave.	Johnston
110B	U.S. 178 George Waterman Ave.	Johnston
111A	D.S. G. Tanury - Railroad Ave.	Johnston
111B	U.S. G. Tanury - Railroad Ave.	Johnston
112A	D.S. 2 Putnam Avenue - Railroad Ave.-	Johnston
112B	U.S. 2 Putnam Avenue - Putnam Pike	Johnston
113A	D.S. 1 Goldsmith Street	Johnston
114A	D.S. 770 Hartford Ave.	Johnston
114B	U.S. 770 Hartford Ave.	Johnston
115A	D.S. 7 Victory Avenue - Oakdale Ave.	Johnston
116A	D.S. E & M Enterprises Ltd. - Dyerville Ave.	Johnston
116B	U.S. E & M Enterprises Ltd. - Dyerville Ave.	Johnston
117A	D.S. Alviti Tool & Die - Dyerville Ave.	Johnston
117B	U.S. Alviti Tool & Die - Hedley St.	Johnston
118A	D.S. 1284 Plainfield St.	Johnston
118B	U.S. 1284 Plainfield St.	Johnston
119A	D.S. Designs International - Hartford Ave.	Johnston
119B	U.S. Designs International - Hartford Ave.	Johnston
120	Plainfield Street, Johnston between School and Willow Street	Johnston
120A	D.S. 1309 Plainfield St.	Johnston
120B	U.S. 1309 Plainfield St.	Johnston
122A	D.S. Eastern Screw, U.S. Unique Plating - Mill St.	Johnston
122B	D.S. Unique Plating, U.S. AG&G - Mill St	Johnston
122C	D.S. AG&G, Unique & Eastern Screw - Mill St.	Johnston
123A	D.S. Difruscia - Starr St.	Johnston
123B	U.S. Difruscia Plating - Starr St.	Johnston
124A	D.S. Tri-Jay - Industrial Lane	Johnston
124B	U.S. Tri-Jay - Industrial Lane	Johnston
125A	D.S. Tri-Jay - Industrial Lane Pump Station	Johnston
126A	Plainfield Street At Pocassett Street	Johnston
127A	D.S. ToolCraft/Rumart - Hartford Avenue	Johnston
127B	U.S. ToolCraft/RuMart D.S. KB Surfaces - Hartford Avenue	Johnston
127C	U.S. KB Surfaces - Hartford Avenue	Johnston
130A	DS Prince Enameling - Alcazar Avenue	Johnston
130B	US Prince Enameling - Borden and Alcazar Avenue	Johnston
131A	DS Quality Spray - Park Lane	Johnston
131B	US Quality Spray - Park Lane	Johnston
150A	D.S. Induplate, Evans Plating - Steere St.	North Providence
151A	D.S. Induplate - Waterman Avenue at Woodcliffe	North Providence
151B	U.S. Induplate - Waterman Avenue at Sawin	North Providence
151C	U.S. Induplate - Greystone Avenue	North Providence
153A	D.S. 50 Waterman Ave.	North Providence
153B	U.S. 50 Waterman Ave.	North Providence
154A	D.S. 12 Humbert St.	North Providence
154B	U.S. 12 Humbert St.	North Providence

**Field's Point  
Manhole Legend**

<b><u>Manhole #</u></b>	<b><u>Description</u></b>	<b><u>City</u></b>
155A	Charles Street	North Providence
155B	Charles Street	North Providence
156A	D.S. A. Harrison - Hurdis Street	North Providence
156B	U.S. A. Harrison - Hurdis Street	North Providence
157A	Douglas Avenue	North Providence
157B	Douglas Avenue	North Providence
158A	D.S. 184 Woonasquatucket Ave.	North Providence
158B	U.S. 184 Woonasquatucket Ave.	North Providence
159A	D.S. 1700 Smith Street	North Providence
159B	U.S. 1700 Smith Street	North Providence
161A	D.S. 2 Tag Drive - Tag Drive	North Providence
161B	U.S. 2 Tag Drive - Tag Drive	North Providence
165	639 Smithfield Road	North Providence
166	7 Joyce Street	North Providence
250A	Catch Basin In Parking Lot Of 1825 Mineral Spring Ave.	North Providence
250B	Catch Basin At Corner Of Mineral Spring Ave. & Hawthorne St.	North Providence
167	D.S. Annex Plating - Warren Avenue	North Providence

<b><u>Manhole #</u></b>	<b><u>Field's Point Sanitary Manholes</u></b>	<b><u>City</u></b>
S01	Regent Avenue at Huron	Providence
S02	Pearl Street	Providence
S03	New York Avenue	Providence
S04	Academy Avenue	North Providence
S05	Farm Street	Providence
S06	Pleasant Valley Parkway & River Avenue	Providence
S07	Linton Street	Providence
S08	Borden Avenue	Providence
S09	Governor Street	Providence
S10	River Road	Johnston
S11	Roanike Street	Providence
S12	Belmont Street	Providence
S13	Gruptone Street	Providence
S14	Teakwood Drvie	Providence
S15	Wood Street	North Providence
S16	Chapin Street	Johnston
S17	Ohio Avenue	Providence
S18	Mark Drive at Gillen Avenue	Providence
S19	California Avenue	Providence
S20	Gillen Avenue	North Providence
S21	South Larchmont	Providence
S22	791 Meadow Street DS Gillen Avenue at #42	North Providence
S23	792 Meadow Street at Gillen Avenue	North Providence
S24	180 Indiana Avenue	North Providence
S25	Melrose at Sumter	North Providence
S26	167 Vermont Avenue	Providence
S27	Manchester at Farm Road	Providence
S28	Ambrose Street	Providence
S29	Florence Street	North Providence
S30	Vermont Avenue	North Providence
S31	Gillen Avenue at Ambrose	North Providence
S32	Gillen Avenue at Florence	Providence
S33	Ellery Street	North Providence
S34	Oak Street	North Providence
S35	India at South Main Street	Providence
S36	Brook at India	Providence
S37	Whittier	Providence
S38	Webb Street	Providence
S39	Gillen Avenue at Lincoln	Providence
S40	Ambrose Street at Borah	Providence
S41	Bellevue Avenue	North Providence
S42	Ford Street	North Providence
S43	Washington Avenue	Providence

**Field's Point  
Manhole Data - 2020**

Manhole #	Date	Cd	Cr	Cu	Pb	Ni	Ag	Zn	CN	pH	O & G	TTO	Other Parameters
F04A	12/2/2020	0.015	0.075	0.059	0.075	0.050	0.025	0.060	0.016	7.6			
F04B	12/2/2020	0.015	0.075	0.207	0.075	0.050	0.025	0.226	0.004	7.6			
F07	11/18/2020	0.015	0.075	0.094	0.075	0.062	0.025	0.352	0.004	8.1			
F07	12/15/2020	0.015	0.201	8.567	0.075	8.656	0.146	5.530	2.110	8.3			
F07	12/28/2020	0.015	0.075	0.587	0.075	0.148	0.025	0.134	0.413	8.3			
F08A	3/3/2020	0.015	0.075	1.224	0.075	0.206	0.025	0.236	8.660	8.7			
F08A	10/28/2020	0.015	0.075	0.174	0.075	0.050	0.025	0.060	0.004	8.0			
F08B	3/3/2020	0.015	0.075	0.020	0.075	0.050	0.025	0.060	0.004	8.4			
F08B	10/28/2020	0.015	0.075	0.020	0.075	0.050	0.025	0.060	0.004	7.5			
F09A	10/28/2020	0.015	0.101	0.091	0.075	0.050	0.025	0.097	0.004	7.0			
F09B	10/28/2020	0.015	0.075	0.058	0.075	0.050	0.025	0.160	0.004	7.0			
F111A	2/5/2020	0.015	0.075	1.209	0.075	1.376	0.025	0.177	0.057	6.9			
F111A	9/30/2020	0.015	0.075	1.242	0.162	1.139	0.025	0.112	1.350	10.0			
F111B	2/5/2020	0.015	0.075	0.042	0.075	0.050	0.025	0.115	0.004	8.0			
F111B	9/30/2020	0.015	0.075	0.040	0.075	0.050	0.025	0.156	0.005	7.8			
F116A	2/19/2020	0.015	0.075	0.073	0.075	0.050	0.025	0.071	0.004	7.2			
F116B	2/19/2020	0.015	0.075	0.055	0.075	0.050	0.025	0.060	0.004	6.3			
F11A	3/3/2020	0.015	0.075	0.023	0.075	0.050	0.025	0.073	0.004	9.1			
F11B	3/3/2020	0.015	0.075	1.121	0.075	0.238	0.025	0.155	0.134	8.8			
F11B	10/28/2020	0.015	0.075	0.072	0.075	0.050	0.025	0.318	0.004	6.6			
F11C	3/3/2020	0.015	0.075	0.024	0.075	0.050	0.025	0.086	0.004	9.0			
F11C	10/28/2020	0.015	0.075	0.050	0.075	0.050	0.025	0.071	0.004	6.9			
F120	12/15/2020	0.015	0.077	0.609	0.075	0.264	0.025	0.957	0.017	7.8			
F120	12/28/2020	0.015	0.075	0.040	0.075	0.050	0.025	0.060	0.011	7.3			
F122A	1/8/2020	0.015	0.075	0.067	0.075	0.050	0.025	0.073	0.004	7.6			
F122B	1/8/2020	0.015	0.075	0.044	0.075	0.053	0.025	0.075	0.070	7.3			
F122C	1/8/2020	0.015	0.075	0.045	0.075	0.050	0.025	0.179	0.004	7.2			
F123A	1/8/2020	0.015	0.149	0.494	0.075	2.068	0.025	4.967	0.012	7.5			
F123A	9/30/2020	0.015	0.175	1.025	0.125	2.074	0.025	3.311	0.054	7.8			
F123B	1/8/2020	0.015	0.075	0.057	0.075	0.050	0.025	0.452	0.004	6.5			
F123B	9/30/2020	0.015	0.075	0.020	0.075	0.050	0.025	0.093	0.004	7.4			
F124A	2/5/2020	0.015	0.075	9.829	0.075	1.695	1.319	0.770	0.082	7.1			
F124B	2/5/2020	0.015	0.075	0.027	0.075	0.050	0.025	0.128	0.005	6.9			
F125A	12/15/2020	0.015	0.075	0.611	0.075	0.600	0.025	0.187	0.105	7.3			
F125A	12/28/2020	0.015	0.075	0.020	0.075	0.050	0.025	0.060	0.005	6.9			
F151A	2/19/2020	0.015	0.075	0.020	0.075	0.191	0.025	0.280	0.004	6.7			
F151A	12/2/2020	0.015	0.075	0.020	0.075	0.050	0.025	0.060	0.004	7.0			

**Field's Point  
Manhole Data - 2020**

Manhole #	Date	Cd	Cr	Cu	Pb	Ni	Ag	Zn	CN	pH	O & G	TTO	Other Parameters
F151B	2/19/2020	0.015	0.075	0.020	0.075	0.050	0.025	0.060	0.004	6.5			
F151B	12/2/2020	0.015	0.075	0.020	0.075	0.050	0.025	0.060	0.004	7.2			
F156A	2/5/2020	0.015	0.075	0.027	0.075	0.050	0.025	0.132	0.004	7.6			
F156B	2/5/2020	0.015	0.075	0.020	0.075	0.055	0.025	0.202	0.004	8.9			
F181A	2/19/2020	0.015	0.075	0.020	0.075	0.050	0.025	0.102	0.004	7.0			
F181A	3/3/2020	0.015	0.075	0.663	0.075	0.755	0.025	0.221		6.8			
F181A	10/28/2020	0.015	0.075	0.547	0.075	0.437	0.025	0.259	0.009	6.8			
F181B	3/3/2020												No Sample
F181B	10/28/2020												No Sample
F204A	11/18/2020	0.015	0.075	0.021	0.075	0.050	0.025	0.100	0.004	7.5			
F204B	11/18/2020	0.015	0.093	0.248	0.147	0.065	0.025	2.756	0.008	7.8			
F23A	1/22/2020	0.067	0.079	1.856	0.075	0.595	0.025	1.041	0.004	7.0			
F23A	11/4/2020	0.015	0.075	0.218	0.075	0.140	0.025	0.392	0.018	7.5			
F23B	1/22/2020	0.015	0.075	0.304	0.075	0.270	0.025	2.153	0.008	8.2			
F23B	11/4/2020	0.015	0.075	0.033	0.075	0.050	0.025	0.207	0.004	8.5			
F44A	12/15/2020	0.015	0.075	0.053	0.075	0.050	0.025	0.102	0.004	7.5			
F44A	12/28/2020	0.015	0.075	0.020	0.075	0.050	0.025	0.060	0.004	6.8			
F45A	1/22/2020	0.015	0.075	0.054	0.075	0.050	0.035	0.116	0.004	8.3			
F45A	12/15/2020	0.015	0.075	0.020	0.075	0.050	0.025	0.060	0.004	7.5			
F45A	12/28/2020	0.015	0.075	0.020	0.075	0.050	0.025	0.060	0.004	7.4			
F45B	1/22/2020	0.015	0.075	0.028	0.075	0.050	0.025	0.060	0.004	7.7			
F48A	7/15/2020	0.015	0.075	0.020	0.075	0.050	0.025	0.060	0.004	7.1			
F51	7/29/2020	0.000	0.001	0.035	0.005	0.006	0.000	0.070	0.004	7.7		0.018	TSS = 110 ppm Al = 154.7 ppb As = 0.6588 ppb Mo = 0.8467 ppb Se = <1.0 ppb
F51	12/15/2020	0.015	0.075	0.020	0.075	0.050	0.025	0.098	0.004	7.5			
F51	12/28/2020	0.015	0.075	0.020	0.075	0.050	0.025	0.081	0.004	7.5			
F53A	1/22/2020	0.015	0.480	0.952	0.075	1.186	0.025	1.332	0.007	6.3			
F53A	7/29/2020	0.015	0.136	0.124	0.075	0.132	0.025	1.217	0.033	11.3			
F53A	12/2/2020	0.015	0.345	0.282	0.075	0.732	0.025	1.593	0.175	9.9			
F53B	7/29/2020												No Sample
F53B	12/2/2020	0.015	0.075	0.091	0.075	0.050	0.025	0.294	0.004	7.1			
F59B	7/29/2020	0.000	0.001	0.018	0.004	0.003	0.000	0.064	0.004	6.9	35.98	0.060	TSS = 55.5 ppm
F65A	6/24/2020	0.015	0.483	0.265	0.253	0.797	0.025	0.580	0.005	7.0			
F65A	11/18/2020	0.019	0.986	1.234	0.524	0.129	0.025	0.783	0.007	7.3			

**Field's Point  
Manhole Data - 2020**

<b>Manhole #</b>	<b>Date</b>	<b>Cd</b>	<b>Cr</b>	<b>Cu</b>	<b>Pb</b>	<b>Ni</b>	<b>Ag</b>	<b>Zn</b>	<b>CN</b>	<b>pH</b>	<b>O &amp; G</b>	<b>TTO</b>	<b>Other Parameters</b>
F65B	6/24/2020												No Sample
F65B	11/18/2020	0.015	0.699	0.064	0.075	0.063	0.025	0.060	0.107	7.8			
F78A	12/15/2020	0.015	0.075	0.036	0.075	0.050	0.025	0.083	0.005	7.2			
F78A	12/28/2020	0.015	0.075	0.020	0.075	0.050	0.025	0.060	0.004	7.0			
F81B	2/19/2020	0.015	0.075	0.053	0.075	0.050	0.025	0.082	0.004	6.6			
FS03	12/2/2020												No Sample
FS13	2/19/2020	0.000	0.000	0.004	0.000	0.001	0.000	0.027	0.004	8.6			Hg = 3.06 ppt TSS = 31.5 ppm NO3+NO2 = 1.8 ppm_N Total N = 13 ppm_N TKN = 11.2 ppm_N BOD = 54.77 ppm CBOD = 47.54 ppm Al = 117 ppb As = <0.5 ppb Mo = <0.3 ppb Se = <1.0 ppb
FS14	2/5/2020	0.000	0.001	0.031	0.002	0.001	0.000	0.054	0.004	7.2			Hg = 6.64 ppt TSS = 364 ppm NO3+NO2 = 0.801 ppm_N Total N = 25.6 ppm_N Ammonia = 12.7 ppm_N TKN = 24.8 ppm_N BOD = 264.28 ppm CBOD = 226.93 ppm Al = 188.8 ppb As = <0.5 ppb Mo = 0.4197 ppb Se = <1.0 ppb



**Field's Point  
Manhole Data - 2020**

<b>Manhole #</b>	<b>Date</b>	<b>Cd</b>	<b>Cr</b>	<b>Cu</b>	<b>Pb</b>	<b>Ni</b>	<b>Ag</b>	<b>Zn</b>	<b>CN</b>	<b>pH</b>	<b>O &amp; G</b>	<b>TTO</b>	<b>Other Parameters</b>
FS14	9/30/2020	0.000	0.003	0.145	0.010	0.006	0.000	0.234	0.004	7.0			Hg = 15.7 ppt TSS = 440 ppm NO3+NO2 = <0.1 ppm_N Total N = 70.5 ppm_N Ammonia = 45.6 ppm_N TKN = 70.5 ppm_N BOD = 579.46 ppm CBOD = 461.43 ppm Al = 1142 ppb As = 0.7376 ppb Mo = 1.378 ppb Se = <1.0 ppb
FS16	11/4/2020	0.000	0.003	0.063	0.030	0.005	0.000	0.267	0.004	6.9			Hg = 13.3 ppt TSS = 706.67 ppm BOD = 633.57 ppm CBOD = 624.33 ppm Al = 624.5 ppb As = 0.5253 ppb Mo = 1.577 ppb Se = 1.254ppb
FS17	3/3/2020	0.000	0.001	0.023	0.008	0.002	0.000	0.110	0.004				TSS = 100 ppm NO3+NO2 = <0.100 ppm_N Total N = 113 ppm_N Ammonia = 37.2 ppm_N TKN = 113 ppm_N BOD = 353.41 ppm CBOD = 340.77 ppm Al = 176.1 ppb As = <0.500 ppb Mo = 0.8585 ppb Se = <1.00 ppb

**Field's Point  
Manhole Data - 2020**

<b>Manhole #</b>	<b>Date</b>	<b>Cd</b>	<b>Cr</b>	<b>Cu</b>	<b>Pb</b>	<b>Ni</b>	<b>Ag</b>	<b>Zn</b>	<b>CN</b>	<b>pH</b>	<b>O &amp; G</b>	<b>TTO</b>	<b>Other Parameters</b>
FS19	1/22/2020	0.000	0.002	0.052	0.010	0.004	0.000	0.410	0.004				Hg = 8.72 ppt TSS = 1052 ppm NO3+NO2 = <0.100 ppm_N Total N = 140 ppm_N Ammonia = 61.6 ppm_N TKN = 140 ppm_N BOD = 1085.67 ppm CBOD = 999.94 ppm Al = 395.4 ppb As = 0.7811 ppb Mo = 1.598 ppb Se = 1.201 ppb
FS24	6/24/2020	0.000	0.002	0.017	0.008	0.002	0.000	0.089	0.004	7.0			TSS = 676 ppm NO3+NO2 = <0.1 ppm_N Total N = 97.5 ppm_N Ammonia = 55.5 ppm_N TKN = 97.5 ppm_N BOD = 582.91 ppm CBOD = 422.35 ppm Al = 224.9 ppb As = 0.5741 ppb Mo = 0.7947 ppb Se = <1.0 ppb
FS25	12/9/2020	0.000	0.001	0.011	0.007	0.002	0.000	0.068	0.004	6.9			Hg = 16.4 ppt TSS = 151 ppm BOD = 193.58 ppm CBOD = 228.63 ppm Al = 179.3 ppb As = <0.50 ppb Mo = 0.7813 ppb Se = <1.00 ppb

**Field's Point  
Manhole Data - 2020**

<b>Manhole #</b>	<b>Date</b>	<b>Cd</b>	<b>Cr</b>	<b>Cu</b>	<b>Pb</b>	<b>Ni</b>	<b>Ag</b>	<b>Zn</b>	<b>CN</b>	<b>pH</b>	<b>O &amp; G</b>	<b>TTO</b>	<b>Other Parameters</b>
FS41	7/29/2020	0.000	0.003	0.022	0.011	0.004	0.000	0.143	0.008	7.0			Hg = 18.8 ppt TSS = 242 ppm NO3+NO2 = <0.1 ppm_N Total N = 53.0 ppm_N Ammonia = 37.4 ppm_N TKN = 53.0 ppm_N BOD = 524.18 ppm CBOD = 492.36 ppm Al = 501.3 ppb As = 0.5831 ppb Mo = 0.6328 ppb Se = <1.0 ppb
FS42	7/15/2020	0.000	0.002	0.016	0.018	0.005	0.000	0.194	0.004	6.9			TSS = 270 ppm NO3+NO2 = <0.1 ppm_N Total N = 74.0 ppm_N Ammonia = 43.8 ppm_N TKN = 74.0 ppm_N BOD = 415.84 ppm CBOD = 343.17 ppm Al = 339.8 ppb As = <0.5 ppb Mo = 1.016 ppb Se = <1.0 ppb
FS43	1/8/2020	0.000	0.002	0.023	0.013	0.003	0.000	0.115	0.004	8.2			Hg = 11.2 ppt TSS = 140 ppm NO3+NO2 = <0.100 ppm_N Total N = 66 ppm_N Ammonia = 36.2 ppm_N TKN = 66.0 ppm_N BOD = 240.22 ppm CBOD = 208.31 ppm Al = 220.1 ppb As = <0.500 ppb Mo = 0.8244 ppb Se = <1.00 ppb

***SURVEILLANCE MANHOLE  
MONITORING DATA  
AND LEGEND***

***BUCKLIN POINT***

**Bucklin Point  
Manhole Legend**

<u>Manhole #</u>	<u>Description</u>	<u>City</u>
01	Combined influent at plant	East Providence
02	Influent BVI	East Providence
03	Influent EPI	East Providence
05A	U.S. 54 Taylor Street	East Providence
05B	D.S. 54 Taylor Street	East Providence
06A	U.S. 275 Ferris Avenue	East Providence
06B	D.S. 275 Ferris Avenue	East Providence
07A	U.S. Interplex Metals - Ferris Avenue	East Providence
07B	D.S. Interplex Metals - Ferris Avenue	East Providence
08	Narragansett Park Drive	East Providence
09	Narragansett Park Drive	East Providence
10A	U.S. 320 Narragansett Park Drive	East Providence
10B	D.S. 320 Narragansett Park Drive	East Providence
11A	U.S. 200 Massasoit Avenue	East Providence
11B	D.S. 200 Massasoit Avenue	East Providence
12A	U.S. Evans Findings Company, Inc. - Eastern Avenue	East Providence
12B	D.S. Evans Findings Company, Inc. - Eastern Avenue	East Providence
13A	US Godfrey & Wing - DS A&J Mold Dexter Street	East Providence
13B	DS Godfrey & Wing - Dexter Street Near pump Station	East Providence
13C	US A&J Mold Dexter Street	East Providence
14A	U.S. Aspen Aerogels - Center of driveway directly after the guard shack	East Providence
14B	D.S. Aspen Aerogels - Parking lot toward rear of the building near telephone pole #21-8	East Providence
15A	U.S. Gripnail - Dexter Road	East Providence
15B	D.S. Gripnail - Dexter Road	East Providence
16A	U.S. Best Engineered Surface Tech. and Eaton Mfg. and Teknikote - New Road	East Providence
16B	D.S. Best Engineered Surface Tech. and Eaton Mfg. and Teknikote - New Road	East Providence
17	D.S. 105 Dexter Road	East Providence
20	BVI at the entrance to the Landfill on Nassau Street	Pawtucket
21A	D.S. Former Slater Screen Print, Slater Dye Works - School Street	Pawtucket
21B	U.S. Former Slater Screen Print, Slater Dye Works - School Street	Pawtucket
22A	Prospect Street	Pawtucket
22B	Prospect Street	Pawtucket
23	School Street behind Boy's Club (BVI & MVI)	Pawtucket
24A	MVI at the Seekonk Syphon	Pawtucket
24B	BVI at the Seekonk Syphon	Pawtucket
25A	U.S. R&D Manufacturing - Dunnell Lane	Pawtucket
25B	D.S. R&D Manufacturing - Dunnell Lane	Pawtucket
26A	U.S. Hord Corporation - York Avenue	Pawtucket
26B	D.S. Hord Corporation - York Avenue	Pawtucket
27A	U.S. 9wHalo Textile Services - Glenwood Avenue	Pawtucket
27B	D.S. 9wHalo Textile Services - Glenwood Avenue	Pawtucket
28A	U.S. One Moshassuck Street - Zarts parking lot in corner next to river	Pawtucket
28B	D.S. Esten Ave. w/overflow from One Moshassuck St. -Zarts parking lot in field next to Moshassuck St.	Pawtucket
28C	D.S. One Moshassuck St. - Moshassuck Street	Pawtucket
29A	U.S. 245 Esten Avenue	Pawtucket
29B	D.S. 245 Esten Avenue	Pawtucket
30A	Esten Avenue at Vale Street	Pawtucket
30D	Esten Avenue at Patterson Avenue	Pawtucket
30E	Esten Avenue at Utton Avenue	Pawtucket
30B	U.S. Accent Plating - Esten Avenue	Pawtucket
30C	D.S. Accent Plating - Esten Avenue	Pawtucket
31A	U.S. Former Vitrus Inc. (881 Main) - Main Street	Pawtucket
31B	D.S. Former Vitrus Inc. (881 Main) - Warren Avenue	Pawtucket

**Bucklin Point  
Manhole Legend**

<u>Manhole #</u>	<u>Description</u>	<u>City</u>
32A	U.S. Former CHN Anodizing - Patterson Avenue	Pawtucket
32B	D.S. Former CHN Anodizing - Patterson Avenue	Pawtucket
33A	U.S. Former Bunge - Colfax Street	Pawtucket
33B	U.S. Former Bunge - Concord Street	Pawtucket
33C	D.S. Former Bunge (first manhole) - Concord Street	Pawtucket
33D	D.S. Former Bunge (second manhole) - Concord Street	Pawtucket
33E	D.S. Former Bunge manhole in EMI Pawtucket Power parking lot US Pawtucket Power	Pawtucket
33F	D.S. EMI Pawtucket Power, Bunge- Concord Street	Pawtucket
34	D.S. Providence Metallizing, Levin Plating, National Ring Traveler - San Antonio Way & Grotto	Pawtucket
36A	U.S. Former Levin Plating - Mineral Spring Avenue	Pawtucket
36B	D.S. Former Levin Plating - Mineral Spring Avenue	Pawtucket
37A	U.S. Providence Metallizing and Prevision Polishing - Mineral Spring Avenue	Pawtucket
37B	D.S. Providence Metallizing and Precision Polishing- Mineral Spring Avenue	Pawtucket
37C	D.S. San ANtonio Way - Grotto Avenue	Pawtucket
38A	U.S. Summit Manufacturing & Darlene Jewelry - Pine Street	Pawtucket
38B	D.S. Summit Manufacturing & Darlene Jewelry - Pine Street	Pawtucket
39A	U.S. Summit Manufacturing - Waverly Place	Pawtucket
39B	D.S. Summit Manufacturing - Waverly Place	Pawtucket
40A	U.S. former Nulco Manufacturing - Lloyd Street	Pawtucket
40B	D.S. former Nulco Manufacturing - Lloyd Street	Pawtucket
41A	U.S. Bliss Manufacturing - Bacon Street at Moss Street	Pawtucket
41B	D.S. Bliss Manufacturing - Bacon Street at Lake Street	Pawtucket
42A	U.S. Union Wadding - Dexter Street	Pawtucket
42B	D.S. Union Wadding - Dexter Street	Pawtucket
43	D.S. 151 Exchange - Front Street	Pawtucket
44A	U.S. Truex - Nye Street	Pawtucket
44B	D.S. Truex - Nye Street	Pawtucket
45	D.S. 36 Freeman Street	Pawtucket
46A	U.S. 86 Harris Street	Pawtucket
46B	D.S. 86 Harris Street	Pawtucket
47	Narragansett Park Drive	Pawtucket
48A	Narragansett Park Drive	Pawtucket
48B	Narragansett Park Drive Bldg. 19 Parking Lot	Pawtucket
49A	U.S. Former Honeywell Sensing & Controls - Narragansett Park Drive	Pawtucket
49B	D.S. Former Honeywell Sensing & Controls - Narragansett Park Drive	Pawtucket
50A	U.S. 95 Grand Ave. - Carter Street	Pawtucket
50B	D.S. 95 Grand Ave. - Carter Street	Pawtucket
51A	U.S. 95 Grand Ave. - Carter Street	Pawtucket
51B	D.S. 95 Grand Ave. - Carter Street	Pawtucket
52A	U.S. 20 Rhode Island Avenue - Rhode Island Avenue	Pawtucket
52B	D.S. 20 Rhode Island Avenue - Rhode Island Avenue	Pawtucket
53	Moshassuck Street	Pawtucket
54A	U.S. 93 Park Place- Pine Street	Pawtucket
54B	D.S. 93 Park Place- Park Place	Pawtucket
60	Mineral Spring Street Before Lorraine	Pawtucket
61	Lorraine Street	Pawtucket
62	484 Mineral Spring	Pawtucket
63	Owen Avenue and Fairlawn Avenue	Pawtucket
64	San Antonio Way	Pawtucket
65	DS Providence Metallizing Grotto Avenue near Pole 16	Pawtucket
66A	U.S. Agar Machining	Pawtucket
66B	D.S. Agar Machining	Pawtucket
67A	U.S. 185 York Ave	Pawtucket

**Bucklin Point  
Manhole Legend**

<b><u>Manhole #</u></b>	<b><u>Description</u></b>	<b><u>City</u></b>
67B	D.S. 185 York Ave	Pawtucket
68A	U.S. Antaya tech. Schofield	Pawtucket
68B	D.S. Antaya Tech. Schofield	Pawtucket
70A	US harris Industries and Conrad Jarvis Mill Building - Conant street	Pawtucket
70B	Outside Harris Industries/Conrad Jarvis Mill Building	Pawtucket
70C	Outside Harris Industries/Conrad Jarvis Mill Building	Pawtucket
70D	DS Harris Industries and Conrad Jarvis Mill Building - Conant Street	Pawtucket
76B	D.S. Madison Cutting Tool - Narragansett Park Drive	Pawtucket
70A	Roosevelt Avenue	Central Falls
70B	Roosevelt Avenue	Central Falls
71	Roosevelt Avenue	Central Falls
72A	U.S. 400 Broad Street	Central Falls
72B	D.S. 400 Broad Street	Central Falls
73A	U.S. Murdock Webbing - Foundry Street	Central Falls
73B	D.S. Murdock Webbing - Foundry Street	Central Falls
74	D.S. Former Liberty Plating (6 Chace) - Chace's Place	Central Falls
75A	U.S. 1193 Broad Street - Hunt Street	Central Falls
75B	D.S. 1193 Broad Street - Hunt Street	Central Falls
90	Davies High School Pump Station (Field's Point)	Lincoln
90A	D.S. CCRI - Old Louisquisset Pike (Field's Point)	Lincoln
90B	U.S. Lincoln Park - Old Louisquisset Pike (Field's Point)	Lincoln
90C	D.S. Lincoln Park - Old Louisquisset Pike (Field's Point)	Lincoln
91	D.S. everyone in the Lincoln Industrial Parks NewEngland Way	Lincoln
92A	U.S. Tanury Industries - New England Way	Lincoln
92B	D.S. Tanury Industries U.S. Chemart Co. - New England Way	Lincoln
92C	D.S. Tanury Industries, Chemart Co. - New England Way	Lincoln
92D	U.S. 1 New England Way	Lincoln
92E	D.S. 1New England Way	Lincoln
93	Wellington Road	Lincoln
94A	U.S. 2 Carol Drive - Carol Drive	Lincoln
94B	D.S. 2 Carol Drive - Carol Drive	Lincoln
94C	U.S. 4 Carol Drive	Lincoln
94D	D.S. 4 Carol Drive	Lincoln
94E	Manhole perpendicular to Carol Drive	Lincoln
95A	U.S. Materion Technical Materials Inc. - Wellington Road	Lincoln
95B	D.S. Materion Technical Materials Inc. U.S. General Cable - Wellington Road	Lincoln
95C	D.S. General Cable, Technical Materials Inc. - Wellington Road	Lincoln
96	D.S. Organic Dye - Crownmark Drive	Lincoln
97A	U.S. 1 Albion Way - George Washington Highway	Lincoln
97B	D.S. 1 Albion Way - George Washington Highway	Lincoln
98A	Old River Road	Lincoln
98B	New River Road	Lincoln
99	George Washington Highway Pump Station	Lincoln
100	Septage Receiving Station - manhole downstream of venturi tank	Lincoln
101A	U.S. AAI/Foster Grant - George Washington Highway	Lincoln
101B	D.S. AAI/Foster Grant - George Washington Highway	Lincoln
102A	U.S. Stackbin - Powder Hill Road	Lincoln
102B	D.S. Stackbin Powder Hill Road	Lincoln
103A	U.S. Vital Diagnostics	Lincoln
103B	D.S. Vital Diagnostics	Lincoln
104	D.S. Denison Pharmaceuticals - Powder Hill Road	Lincoln
120A	U.S. 10 Industrial Road	Cumberland
120B	D.S. 10 Industrial Road	Cumberland

**Bucklin Point  
Manhole Legend**

<b><u>Manhole #</u></b>	<b><u>Description</u></b>	<b><u>City</u></b>
120C	D.S. 10 and 20 Industrial Road	Cumberland
120D	Driveway at FedEx - Industrial Road	Cumberland
121A	U.S. BVI	Cumberland
121B	D.S. BVI	Cumberland
122A	U.S. Former KIK - Martin Street	Cumberland
122B	D.S. Former KIK, U.S. Environmental Compliance Systems - Martin Street	Cumberland
122C	D.S. 30 Martin Street Mill - Martin Street	Cumberland
123	D.S. 2 Titus Street, Cumberland - Titus Street	Cumberland
124A	U.S. Cintas	Cumberland
124B	D.S. Cintas U.S. Tedor Pharma	Cumberland
124C	D.S. Tedor Pharma	Cumberland
125	D.S. Tiffany - Maple Ridge Drive	Cumberland
126	D.S. HP Services - Scenic View Drive	Cumberland
127A	U.S. PicknPull - Macondray Street	Cumberland
127B	D.S. PicknPull - Macondray Street	Cumberland



<b><u>Manhole #</u></b>	<b><u>Bucklin Point Sanitary Manholes</u></b>	<b><u>City</u></b>
S01	Highland Street	Pawtucket
S02	Sayles Avenue	Pawtucket
S03	Bridal & Suffolk Way	Lincoln
S04	Countryside Drive	Lincoln
S05	Weeden & Lockwood	East Providence
S06	Coyle Avenue	Pawtucket
S07	Overland Avenue	Pawtucket
S08	Floral Park Boulevard	Pawtucket
S09	Legion Drive	Pawtucket
S10	Ridgewood Road	Pawtucket
S11	Don Avenue	East Providence
S12	Jenks Avenue	Central Falls
S13	Erica at Bridle	Lincoln
S14	Overland at Atwood	Pawtucket
S15	Bridle at Erica	Lincoln
S16	Floral Drive at Woodhaven	Pawtucket
S17	Oregon Avenue at Byron Avenue	Pawtucket
S18	Manistee at Miles Avenue	Pawtucket
S19	Burke and Darlingdale	Pawtucket
S20	Darlingdale	Pawtucket
S21	Cameron and Norris	Pawtucket
S22	Buclin Street	Pawtucket
S23	163 West Forest Avenue	Pawtucket
S24	Gates Avenue at Benjamin Street	Pawtucket
S25	Verdon	Pawtucket
S26	85 Maderia Avenue	Central Falls

**Bucklin Point  
Manhole Data - 2020**

Manhole #	Date	Cd	Cr	Cu	Pb	Ni	Ag	Zn	CN	pH	O & G	TTO	Other Parameters
B07A	1/15/2020	0.015	0.075	0.021	0.075	0.050	0.025	0.060	0.004	7.1			
B07B	1/15/2020	0.015	0.075	0.035	0.075	0.050	0.025	0.060	0.004	7.2			
B08	12/21/2020	0.015	0.075	0.053	0.075	0.050	0.025	0.284	0.004	8.2			
B102B	1/29/2020	0.015	0.075	0.066	0.075	0.050	0.025	0.233	0.004	8.6			
B102B	6/10/2020	0.011	0.075	0.021	0.075	0.050	0.025	0.081	0.004	6.0			
B104	1/29/2020	0.015	0.075	0.029	0.075	0.050	0.025	0.122	0.000	8.3			
B104	6/10/2020	0.015	0.075	0.062	0.075	0.050	0.025	0.192	0.013	7.6			
B124A	2/12/2020	0.015	0.075	0.091	0.075	0.078	0.025	0.658	0.007	7.6			
B124B	2/12/2020	0.015	0.075	0.078	0.075	0.050	0.025	0.334	0.005	9.0			
B124B	11/18/2020	0.015	0.075	0.281	0.077	0.050	0.025	1.337	0.008	7.7			
B124C	2/12/2020	0.015	0.075	0.078	0.075	0.067	0.025	0.562	0.005	7.5			
B124C	11/18/2020	0.015	0.187	13.520	0.075	3.460	0.060	6.980	2.960	7.3			
B125	2/12/2020	0.015	0.075	0.037	0.075	0.050	0.025	0.060	0.004	8.7			
B126	1/29/2020	0.015	0.075	0.066	0.075	0.050	0.025	0.168	0.004	9.1			
B13A	11/24/2020	0.015	0.075	0.055	0.075	0.050	0.025	0.228	0.004	8.6			
B13B	11/24/2020	0.015	0.075	0.098	0.075	0.050	0.025	0.254	0.006	7.6			
B14A	10/7/2020	0.015	0.075	0.039	0.075	0.050	0.025	0.229	0.004	7.6			
B14B	10/7/2020	0.015	0.075	0.163	0.075	0.050	0.025	0.075	0.018	8.0			
B16A	2/25/2020	0.015	0.075	0.020	0.075	0.050	0.025	0.060	0.004	7.0			
B16B	2/25/2020	0.015	0.075	0.020	0.075	0.050	0.025	0.060	0.004	6.9			
B26A	1/15/2020	0.015	0.075	0.020	0.075	0.050	0.025	0.060	0.012	7.0			
B26B	1/15/2020	0.002	0.075	0.026	0.075	0.050	0.025	0.100	0.012	6.7			
B27B	2/25/2020	0.015	0.075	0.033	0.075	0.050	0.025	0.426	0.005	9.2			
B30B	7/8/2020	0.015	0.075	0.032	0.075	0.050	0.025	0.060	0.004	7.6			
B30C	7/8/2020	0.015	0.075	0.059	0.075	0.050	0.025	0.213	0.004	6.8			
B34	12/21/2020	0.015	0.075	0.053	0.075	0.050	0.025	0.166	0.004	7.2			
B37A	10/7/2020	0.015	0.075	0.045	0.075	0.050	0.025	0.138	0.004	7.2			
B37B	10/7/2020	0.015	0.140	0.209	0.075	0.244	1.354	0.597	0.005	9.8			
B39A	12/9/2020	0.015	0.075	0.020	0.075	0.050	0.025	0.060	0.004	7.0			
B39B	12/9/2020	0.015	0.183	0.053	0.075	0.050	0.025	0.060	0.004	6.8			
B41A	1/15/2020	0.015	0.075	0.083	0.075	0.050	0.025	0.185	0.004	8.6			
B41A	12/9/2020	0.015	0.075	0.071	0.075	0.050	0.025	0.133	0.004	7.8			
B41B	1/15/2020	0.015	0.075	0.262	0.075	0.050	0.106	0.594	0.076	7.4			
B41B	12/9/2020	0.015	0.075	0.067	0.075	0.050	0.025	0.139	0.084	7.0			
B44A	11/24/2020	0.015	0.075	0.107	0.075	0.050	0.025	0.214	0.004	7.2			
B44B	11/24/2020	0.015	0.075	0.093	0.075	0.050	0.025	0.236	0.004	8.3			
B47	12/21/2020	0.015	0.075	0.061	0.075	0.050	0.025	0.129	0.004	8.0			
B52A	2/25/2020	0.015	0.075	0.076	0.075	0.050	0.025	0.095	0.004	7.8			
B52B	2/25/2020	0.015	0.075	0.064	0.050	0.050	0.025	0.141	0.005	7.7			
B73A	2/12/2020	0.015	0.075	0.031	0.075	0.050	0.025	0.083	0.008	6.2			
B73A	12/9/2020	0.015	0.075	0.033	0.075	0.050	0.025	0.060	0.004	6.4			
B73B	2/12/2020	0.015	0.075	0.103	0.075	0.050	0.025	0.084	0.009	6.9			

**Bucklin Point  
Manhole Data - 2020**

Manhole #	Date	Cd	Cr	Cu	Pb	Ni	Ag	Zn	CN	pH	O & G	TTO	Other Parameters
B73B	12/9/2020	0.015	0.075	0.047	0.075	0.050	0.025	0.080	0.005	7.4			
B91	12/21/2020	0.015	0.075	0.618	0.075	0.498	0.012	0.124	0.526	7.1			
B92A	3/11/2020	0.015	0.075	0.060	0.075	0.500	0.025	0.106	0.004	8.8			
B92A	6/10/2020	0.015	0.075	0.075	0.075	0.050	0.025	0.081	0.004	7.7			
B92A	10/7/2020	0.015	0.075	0.021	0.075	0.050	0.025	0.077	0.004	7.7			
B92A	11/9/2020	0.015	0.075	0.035	0.075	0.050	0.025	0.116	0.004	6.9			
B92A	12/21/2020	0.015	0.075	0.042	0.075	0.050	0.025	0.207	0.004	7.3			
B92B	3/11/2020	0.015	0.239	2.564	0.075	2.710	0.152	0.080	0.022	9.0			
B92B	6/10/2020	0.015	0.075	0.730	0.075	0.445	0.026	0.069	0.004	7.7			
B92B	10/7/2020	0.015	0.462	2.199	0.290	1.538	0.066	0.145	0.804	7.2			
B92B	11/9/2020	0.015	0.135	0.791	0.075	0.399	0.093	0.060	0.067	7.4			
B92B	12/21/2020	0.015	0.112	1.662	0.075	1.297	0.304	0.179	1.260	8.7			
B92C	3/11/2020	0.015	0.075	0.184	0.075	0.184	0.025	0.060	0.010	6.8			
B92C	11/9/2020	0.015	0.075	0.289	0.075	0.156	0.033	0.060	0.087	6.9			
B92C	12/21/2020	0.015	0.075	0.534	0.075	0.415	0.098	0.063	0.594	7.0			
B95A	3/11/2020	0.015	0.075	0.020	0.075	0.050	0.025	0.067	0.004	7.2			
B95A	11/9/2020	0.015	0.075	0.020	0.075	0.050	0.025	0.060	0.004	7.3			
B95B	1/29/2020	0.015	0.075	0.032	0.075	0.050	0.025	0.092	0.004	7.4			
B95B	3/11/2020	0.015	0.075	0.023	0.075	0.050	0.025	0.078	0.004	6.9			
B95B	11/9/2020	0.015	0.075	0.020	0.075	0.050	0.025	0.060	0.004	7.3			
B95C	1/29/2020	0.015	0.075	0.053	0.075	0.050	0.025	0.143	0.004	7.3			
B95C	3/11/2020	0.015	0.075	0.028	0.075	0.050	0.025	0.087	0.004	7.4			
B95C	11/9/2020	0.015	0.075	0.020	0.075	0.050	0.025	0.062	0.004	7.3			
B96	1/29/2020	0.015	0.075	0.020	0.075	0.050	0.025	0.071	0.004	8.4			
BS02	7/8/2020	0.000	0.001	0.067	0.003	0.002	0.003	0.115	0.004	7.8			TSS = 59.0 ppm NO3+NO2 = <0.1 ppm_N Total N = 71.2 ppm_N Ammonia = 41.8 ppm_N TKN = 71.2 ppm_N BOD = 178.89 ppm CBOD = 174.32 ppm Al = 86.46 ppb As = <0.5 ppb Mo = 1.421 ppb Se = <1.0 ppb

**Bucklin Point  
Manhole Data - 2020**

Manhole #	Date	Cd	Cr	Cu	Pb	Ni	Ag	Zn	CN	pH	O & G	TTO	Other Parameters
BS03	3/11/2020	0.000	0.001	0.005	0.001	0.002	0.000	0.054	0.004	7.6			TSS = 43.0 ppm NO3+NO2 = <0.1 ppm_N Total N = 29.4 ppm_N TKN = 29.4 ppm_N BOD = 135.09 ppm CBOD = 96.66 ppm Al = 78.71 ppb As = <0.5 ppb Mo = 0.3688 ppb Se = <1.0 ppb
BS04	6/10/2020	0.001	0.003	0.038	0.006	0.003	0.000	0.230	0.004	7.3			Hg = 20.8 ppt TSS = 226 ppm NO3+NO2 = <0.1 ppm_N Total N = 154 ppm_N Ammonia = 29.5 ppm_N TKN = 154 ppm_N BOD = 147.04 ppm CBOD = 227.78 ppm Al = 2308 ppb As = <1.0 ppb Mo = 1.348 ppb Se = <2.0 ppb
BS05	1/15/2020	0.000	0.002	0.032	0.002	0.003	0.001	0.154	0.008	8.5			Hg = 33.5 ppt TSS = 154 ppm NO3+NO2 = <0.10 ppm_N Total N = 89.5 ppm_N Ammonia = 58.5 ppm_N TKN = 89.5 ppm_N BOD = 374.94 ppm CBOD = 396.16 ppm Al = 131.5 ppb As = 0.7129 ppb Mo = 1.137 ppb Se = <1.0 ppb

**Bucklin Point  
Manhole Data - 2020**

Manhole #	Date	Cd	Cr	Cu	Pb	Ni	Ag	Zn	CN	pH	O & G	TTO	Other Parameters
BS07	10/7/2020	0.000	0.003	0.014	0.012	0.004	0.000	0.060	0.004	7.7			Hg = 9.01 ppt TSS = 48.0 ppm NO3+NO2 = 0.584 ppm_N Total N = 0.584 ppm_N Ammonia = <0.1 ppm_N TKN = <1.25 ppm_N BOD = 12.56 ppm CBOD = 13.52 ppm Al = 463.2 ppb As = 1.148 ppb Mo = 0.8456 ppb Se = <1.0 ppb
BS08	11/24/2020	0.000	0.000	0.048	0.008	0.003	0.000	0.133	0.004	7.6			Hg = 21.3 ppt TSS = 204.0 ppm BOD = 280.09 ppm CBOD = 261.76 ppm Al = 462.2 ppb As = 0.5934 ppb Mo = 0.7423 ppb Se = <1.0 ppb
BS13	1/29/2020	0.000	0.001	0.029	0.002	0.002	0.000	0.133	0.010	8.6			Hg = 24.7 ppt TSS = 110.0 ppm NO3+NO2 = 0.531 ppm_N Total N = 85.5 ppm_N TKN = 85.0 ppm_N BOD = 349.11 ppm CBOD = 334.54 ppm Al = 194.9 ppb As = 0.6542 ppb Mo = 0.5374 ppb Se = <1.0 ppb
BS17	2/25/2020	0.000	0.002	0.051	0.004	0.002	0.000	0.166	0.004	7.4			Hg = 11.7 ppt TSS = 329 ppm NO3+NO2 = <0.10 ppm_N Total N = 44.2 ppm_N TKN = 44.2 ppm_N BOD = 414.11 ppm CBOD = 396.4 ppm Al = 498.4 ppb As = 0.5133 ppb Mo = 1.08 ppb Se = <1.0 ppb



***ATTACHMENT VOLUME II***

***SECTION 8***

***SUMMARY OF NOTICE OF  
VIOLATION LETTERS ISSUED***

***SUMMARY OF NOTICE OF  
VIOLATION LETTERS ISSUED***

***FIELD'S POINT***







Summary of Notice of Violation Letters Issued  
Field's Point - 2020

Category	Company Name	Letter of Deficiency	Failure to Meet Standards User, NBC, or Manhole Sample	Report Not Signed	Failure to Submit Report (SMCR, Analysis, Certification, or pH)	Notice of pH Violations	Failure to Immediately Report Violation	Failure to Satisfy NBC Requirements	Average Limit Violation	Failure to Sample / Analyze All Parameters	Failure to Accurately Report Effluent Values	Failure to Report Pretreatment Equipment Failure	Discharge of Prohibited Material	Failure to Maintain Pretreatment System	Discharging without Permit
85	B.A. Beverage Company, LLC	0	0	0	11	0	0	12	0	0	0	0	0	0	0
85	B.Good	0	0	0	0	0	0	0	0	0	0	0	0	0	0
86	B.J. Clanton Complex	0	0	0	0	0	0	0	0	0	0	0	0	0	0
85	Baba's First Daughter, LLC	0	0	0	0	0	0	0	0	0	0	0	0	0	0
81	Baffoni's Poultry Farm	0	0	0	4	0	0	1	0	0	0	0	0	0	0
81	Bagel Express	0	0	0	10	0	0	3	0	0	0	0	0	0	0
85	Baja's	0	0	0	0	0	0	0	0	0	0	0	0	0	0
85	Baja's Taqueria	0	0	0	0	0	0	0	0	0	0	0	0	0	0
85	Baja's Taqueria	0	0	0	0	0	0	0	0	0	0	0	0	0	0
85	Baker Street Cafe LLC	0	0	0	1	0	0	0	0	0	0	0	0	0	0
37	Ballard Mack Sales and Service of RI	0	1	0	0	0	1	0	0	0	0	0	0	0	0
85	Bang Bar Inc.	0	0	0	0	0	0	0	0	0	0	0	0	0	0
89	Bank of America City Center (Name change: City of Providence)	0	0	0	0	0	0	2	0	0	0	0	0	0	0
86	Bannister Operations Associates, LLC	0	0	0	0	0	0	0	0	0	0	0	0	0	0
94	Barbara M. Bilder, D.M.D.	0	0	0	0	0	0	0	0	0	0	0	0	0	0
60	Barone Orthodontics	0	0	0	0	0	0	1	0	0	0	0	0	0	0
74	Batista & Gutierrez	0	0	0	0	0	0	6	0	0	0	0	0	0	0
85	Bay Foods, Inc.	0	0	0	0	0	0	0	0	0	0	0	0	0	0
85	Bayberry Beer Hall	0	0	0	0	0	0	0	0	0	0	0	0	0	0
95	Bayside Endoscopy Center, LLC.	0	0	0	0	0	0	0	0	0	0	0	0	0	0
85	BC Providence LLC	0	0	0	0	0	0	0	0	0	0	0	0	0	0
85	Being Sisyphus, Inc.	0	0	0	0	0	0	0	0	0	0	0	0	0	0
96	Bell Funeral Home, Inc.	0	0	0	0	0	0	0	0	0	0	0	0	0	0
42	Bella's Jewelry	0	0	0	7	0	0	0	0	0	0	0	0	0	0
86	Benevolent House, Inc.	0	0	0	0	0	0	0	0	0	0	0	0	0	0
94	Benefit Dental Care, LLC	0	0	0	0	0	0	0	0	0	0	0	0	0	0
86	Berkshire Place Ltd.	0	0	0	0	0	0	0	0	0	0	0	0	0	0
74	Berri	0	0	0	0	0	0	0	0	0	0	0	0	0	0
92	Best Cleaner Inc.	0	0	0	0	0	0	0	0	0	0	0	0	0	0
85	Best Eastern Chinese and Japanese Restaurant	0	0	0	0	0	0	0	0	0	0	0	0	0	0
85	Best Taste	0	0	0	0	0	0	0	0	0	0	0	0	0	0
74	Best Western Glo Hotel	0	0	0	0	0	0	0	0	0	0	0	0	0	0
86	Bethany Home of Rhode Island	0	0	0	0	0	0	0	0	0	0	0	0	0	0
85	Better Burger Company	0	0	0	0	0	0	0	0	0	0	0	0	0	0
85	Betty's	0	0	0	0	0	0	0	0	0	0	0	0	0	0
85	Big Tony's Pizza	0	0	0	0	0	0	0	0	0	0	0	0	0	0
85	Biltmore Providence Lessee, LLC	0	0	0	0	0	0	0	0	0	0	0	0	0	0
85	Bites by Bre	0	0	0	0	0	0	0	0	0	0	0	0	0	0
95	Bitumar USA	0	0	0	0	0	0	0	0	0	0	0	0	0	0
82	BJ's Wholesale Club	0	0	0	0	0	0	1	0	0	0	0	0	0	0
85	BKCHOL Inc.	0	0	0	0	0	0	0	0	0	0	0	0	0	0
85	BL Restaurant Operations, LLC	0	0	0	0	0	0	0	0	0	0	0	0	0	0
85	Blend, LLC	0	0	0	0	0	0	0	0	0	0	0	0	0	0
92	Blessing in Disguise, Inc.	0	0	0	0	0	0	0	0	0	0	0	0	0	0
92	Blossom Laundry Inc.	0	0	0	0	0	0	0	0	0	0	0	0	0	0
86	Blue Cross Blue Shield of Rhode Island	0	0	0	0	0	0	0	0	0	0	0	0	0	0
85	Blue Elephant Restaurant, Inc.	0	0	0	0	0	0	0	0	0	0	0	0	0	0
85	Bob's Riccotti's Sandwich Shop	0	0	0	0	0	0	0	0	0	0	0	0	0	0
34	BOE Fermenterprises	0	0	0	0	0	0	0	0	0	0	0	0	0	0
89	Bolt Coffee Co.	0	0	0	0	0	0	0	0	0	0	0	0	0	0
81	Bonollo Provisions Co., Inc.	0	0	0	0	0	0	0	0	0	0	0	0	0	0
85	Boojums Inc.	0	0	0	0	0	0	0	0	0	0	0	0	0	0
85	Borden Donuts	0	0	0	0	0	0	1	0	0	0	0	0	0	0
81	Borrelli's Bakery	0	0	0	7	0	0	0	0	0	0	0	0	0	0
85	Boscov's Department Store, LLC	0	0	0	0	0	0	0	0	0	0	0	0	0	0
95	Boston Bioskills Lab LLC	0	0	0	0	0	0	0	0	0	0	0	0	0	0
60	Brad Kaplan, DMD	0	0	0	0	0	0	1	0	0	0	0	0	0	0



Summary of Notice of Violation Letters Issued  
Field's Point - 2020

Category	Company Name	Letter of Deficiency	Failure to Meet Standards User, NBC, or Manhole Sample	Report Not Signed	Failure to Submit Report (SMCR, Analysis, Certification, or pH)	Notice of pH Violations	Failure to Immediately Report Violation	Failure to Satisfy NBC Requirements	Average Limit Violation	Failure to Sample / Analyze All Parameters	Failure to Accurately Report Effluent Values	Failure to Report Pretreatment Equipment Failure	Discharge of Prohibited Material	Failure to Maintain Pretreatment System	Discharging without Permit
85	BTP LLC (Hope Street)	0	0	0	0	0	0	0	0	0	0	0	0	0	0
85	BTP, LLC (Point Street)	0	0	0	0	0	0	0	0	0	0	0	0	0	0
85	Bubble Tea House	0	0	0	0	0	0	0	0	0	0	0	0	0	0
85	Bucktown PVD LLC	0	0	0	0	0	0	0	0	0	0	0	0	0	0
85	Burger Domination LLC	0	0	0	0	0	0	0	0	0	0	0	0	0	0
85	Burger King - # 1989	0	0	0	0	0	0	0	0	0	0	0	0	0	0
85	Burger King - # 2421	0	0	0	0	0	0	0	0	0	0	0	0	0	0
85	Burger King - #3406	0	0	0	0	0	0	0	0	0	0	0	0	0	0
85	Burger King #10759	0	0	0	0	0	0	0	0	0	0	0	0	0	0
94	Burton Family Dental	0	0	0	1	0	0	0	0	0	0	0	0	0	0
90	Butler Hospital	0	0	0	1	0	0	0	0	0	0	0	0	0	0
85	Butterbang, LLC	0	0	0	0	0	0	1	0	0	0	0	0	0	0
86	B-X Providence, LLC	0	0	0	0	0	0	0	0	0	0	0	0	0	0
86	B-X Providence, LLC	0	0	0	0	0	0	0	0	0	0	0	0	0	0
85	C&L Johnston, LLC	0	0	0	0	0	0	0	0	0	0	0	0	0	0
99	CAAL Corporation	0	0	0	0	0	0	0	0	0	0	0	0	0	0
85	Cafe Choklad	0	0	0	0	0	0	0	0	0	0	0	0	0	0
85	Cafe Four Twelve, Inc.	0	0	0	0	0	0	0	0	0	0	0	0	0	0
85	Cafe La France - Empire	0	0	0	0	0	0	0	0	0	0	0	0	0	0
85	Cafe Lucca	0	0	0	0	0	0	0	0	0	0	0	0	0	0
85	Cafe Nuovo	0	0	0	0	0	0	0	0	0	0	0	0	0	0
85	Cajun Luau	0	0	0	0	0	0	0	0	0	0	0	0	0	0
85	Calf Donuts Inc.	0	0	0	0	0	0	0	0	0	0	0	0	0	0
85	Caliente Mexican Grill	0	0	0	0	0	0	0	0	0	0	0	0	0	0
85	California Taco	0	0	0	1	0	0	2	0	0	0	0	0	0	0
74	California Taco Shop LLC	0	0	0	0	0	0	0	0	0	0	0	0	0	0
85	Cal's Corner Restaurant	0	0	0	3	0	0	0	0	0	0	0	0	0	0
92	Camila Dry Cleaner, LLC	0	0	0	0	0	0	0	0	0	0	0	0	0	0
85	Camp Nowhere	0	0	0	0	0	0	0	0	0	0	0	0	0	0
37	CAMRAC, LLC	0	0	0	0	0	0	0	0	0	0	0	0	0	0
85	Capital Grille Holdings, Inc.	0	0	0	0	0	0	0	0	0	0	0	0	0	0
94	Capitol Hill Dental	0	0	0	0	0	0	0	0	0	0	0	0	0	0
85	Capriccio's Restaurant	0	0	0	0	0	0	0	0	0	0	0	0	0	0
60	Cardi Corporation	0	0	0	12	0	0	3	0	0	0	0	0	0	0
60	Carelink - Wisdom Tooth Mobile Dentistry	0	0	0	0	0	0	0	0	0	0	0	0	0	0
94	Caress Dental Inc.	0	0	0	0	0	0	0	0	0	0	0	0	0	0
85	Caribbean Mini Market, LLC	0	0	0	0	0	0	8	0	0	0	0	0	0	0
85	Carito's	0	0	0	0	0	0	0	0	0	0	0	0	0	0
94	Carl M. Cotoia DDS	0	0	0	0	0	0	0	0	0	0	0	0	0	0
85	Casa Mexico	0	0	0	0	0	0	0	0	0	0	0	0	0	0
85	Caserta Pizzeria	0	0	0	0	0	0	0	0	0	0	0	0	0	0
85	Casino Bound Donuts, LLC	0	0	0	0	0	0	0	0	0	0	0	0	0	0
85	Cassarino's Restaurant	0	0	0	0	0	0	0	0	0	0	0	0	0	0
85	Catering 0808 LLC, d/b/a Roberts Deli	0	0	0	0	0	0	0	0	0	0	0	0	0	0
24	Cathedral Art Metal Co., Inc.	0	0	0	0	0	0	0	0	0	0	0	0	0	0
85	CAV	0	0	0	0	0	0	0	0	0	0	0	0	0	0
85	CAV Restaurant	0	0	0	0	0	0	0	0	0	0	0	0	0	0
92	Celebrity Cleaners	0	0	0	0	0	0	0	0	0	0	0	0	0	0
86	Central High School	0	0	0	0	0	0	5	0	0	0	0	0	0	0
81	Centro America Dtribuidora Supermarket	0	0	0	0	0	0	0	0	0	0	0	0	0	0
99	Certified Disaster Restoration	0	0	0	8	0	0	0	0	0	0	0	0	0	0
85	CGRG Enterprises, LLC	0	0	0	0	0	0	0	0	0	0	0	0	0	0
85	Chacho, LLC	0	0	0	0	0	0	0	0	0	0	0	0	0	0
97	Chalkstone Auto Body, Inc.	0	0	0	0	0	0	0	0	0	0	0	0	0	0
82	Chalkstone Supermarket	0	1	1	2	0	0	2	0	0	0	0	0	0	0
85	Channthathim Inc.	0	0	0	0	0	0	1	0	0	0	0	0	0	0
74	Charles Street Dental	0	0	0	0	0	0	8	0	0	0	0	0	0	0









Summary of Notice of Violation Letters Issued  
Field's Point - 2020

Category	Company Name	Letter of Deficiency	Failure to Meet Standards User, NBC, or Manhole Sample	Report Not Signed	Failure to Submit Report (SMCR, Analysis, Certification, or pH)	Notice of pH Violations	Failure to Immediately Report Violation	Failure to Satisfy NBC Requirements	Average Limit Violation	Failure to Sample / Analyze All Parameters	Failure to Accurately Report Effluent Values	Failure to Report Pretreatment Equipment Failure	Discharge of Prohibited Material	Failure to Maintain Pretreatment System	Discharging without Permit
92	FI Management, LLC	0	0	0	0	0	0	0	0	0	0	0	0	0	0
85	Figidini Wood Fire Eatery, LLC	0	0	0	0	0	0	0	0	0	0	0	0	0	0
97	Finest Car Wash	0	0	0	1	0	0	0	0	0	0	0	0	0	0
85	Five Guys	0	0	0	0	0	0	0	0	0	0	0	0	0	0
74	Flame	0	0	0	0	0	0	12	0	0	0	0	0	0	0
85	Flatbread Providence, Inc.	0	0	0	0	0	0	0	0	0	0	0	0	0	0
85	Food and Beverage Corp.	0	0	0	0	0	0	0	0	0	0	0	0	0	0
82	Food Corp	0	0	0	3	0	0	0	0	0	0	0	0	0	0
85	Food For The Soul	0	0	0	0	0	0	0	0	0	0	0	0	0	0
85	Fortnight Wine Bar, LLC	0	0	0	0	0	0	0	0	0	0	0	0	0	0
85	Forty-Four Donuts, Inc.	0	0	0	0	0	0	1	0	0	0	0	0	0	0
83	Fountainview JV Owner, LLC	0	0	0	0	0	0	0	0	0	0	0	0	0	0
85	Four Season's Restaurant	0	0	0	0	0	0	0	0	0	0	0	0	0	0
94	Frank D'Amato, DMD	0	0	0	0	0	0	3	0	0	0	0	0	0	0
97	Freeway Car Wash	0	0	0	0	0	0	0	0	0	0	0	0	0	0
74	Freezing Point Inc	0	0	0	0	0	0	9	0	0	0	0	0	0	0
95	Fresenius Kidney Care	0	0	0	0	0	0	0	0	0	0	0	0	0	0
85	Fresh Pita	0	0	0	0	0	0	0	0	0	0	0	0	0	0
92	Friendly Laundromat, Inc.	0	0	0	0	0	0	0	0	0	0	0	0	0	0
85	Friendly's	0	0	0	0	0	0	0	0	0	0	0	0	0	0
85	Friskie Fries	0	0	0	0	0	0	0	0	0	0	0	0	0	0
85	Friskie Fries	0	0	0	0	0	0	0	0	0	0	0	0	0	0
85	Froyo World	0	0	0	0	0	0	0	0	0	0	0	0	0	0
85	Fruity Franchise	0	0	0	0	0	0	0	0	0	0	0	0	0	0
85	Fu Ming Chinese Restaurant	0	0	0	0	0	0	0	0	0	0	0	0	0	0
85	Fuji Chen	0	0	0	0	0	0	0	0	0	0	0	0	0	0
85	Fuji Restaurant Group, Inc.	1	0	0	0	0	0	0	0	0	0	0	0	0	0
85	G&R Daou, Inc	0	0	0	0	0	0	0	0	0	0	0	0	0	0
11	G. Tanury Plating Company	0	1	0	0	1	0	0	0	0	0	0	0	0	0
85	Ganko Ittetsu Ramen	0	0	0	0	0	0	0	0	0	0	0	0	0	0
86	Gano Holdings, LLC	0	0	0	0	0	0	0	0	0	0	0	0	0	0
85	Gao & Gao, Inc.	0	0	0	0	0	0	0	0	0	0	0	0	0	0
85	Garden of Eve	0	0	0	0	0	0	0	0	0	0	0	0	0	0
44	Ga-Rel Manufacturing Company	0	0	0	0	0	0	0	0	0	0	0	0	0	0
42	Genesis Marketing Group - Warren Avenue	0	0	0	1	0	0	0	0	0	0	0	0	0	0
85	Geneva Diner	0	0	0	0	0	0	0	0	0	0	0	0	0	0
85	Geoff's South Main St.	0	0	0	0	0	0	0	0	0	0	0	0	0	0
85	George Fena	0	0	0	0	0	0	0	0	0	0	0	0	0	0
53	Gilbane Building Company	0	0	0	0	0	0	0	0	0	0	0	0	0	0
95	Gloriana Therapeutics, Inc.	0	0	0	0	0	0	0	0	0	0	0	0	0	0
85	Glorious West African Cuisine	0	0	0	0	0	0	0	0	0	0	0	0	0	0
85	Godiva Chocolatier	0	0	0	0	0	0	0	0	0	0	0	0	0	0
85	Golden City	0	0	0	0	0	0	0	0	0	0	0	0	0	0
86	Golden Crest Nursing Centre	0	0	0	0	0	0	0	0	0	0	0	0	0	0
85	Golden Palace Chinese Restaurant	0	0	0	0	0	0	0	0	0	0	0	0	0	0
85	Golden Pot, Inc.	0	0	0	0	0	0	0	0	0	0	0	0	0	0
74	Good Fortune Chinese Restaurant	0	0	0	0	0	0	0	0	0	0	0	0	0	0
85	Gorditas, Inc.	0	0	0	0	0	0	0	0	0	0	0	0	0	0
81	Gotham Greens Providence, LLC	0	0	0	0	0	0	0	0	1	0	0	0	0	0
43	Gothic Pewter LLC	0	0	0	1	0	0	0	0	0	0	0	0	0	0
85	Gracie's Ventures	0	0	0	0	0	0	2	0	0	0	0	0	0	0
42	Granitec	0	0	0	1	0	0	3	0	0	0	0	0	0	0
85	Great Northern BBQ Co LLC	0	0	0	0	0	0	0	0	0	0	0	0	0	0
85	Green Apple	0	0	0	0	0	0	2	0	0	0	0	0	0	0
85	Green Basil Thai Restaurant	0	0	0	0	0	0	0	0	0	0	0	0	0	0
97	Greystone Auto Center	0	0	0	3	0	0	0	0	0	0	0	0	0	0
97	Gricco Family Holding Co., LLC	0	0	0	0	0	0	1	0	0	0	0	0	0	0



Summary of Notice of Violation Letters Issued  
Field's Point - 2020

Category	Company Name	Letter of Deficiency	Failure to Meet Standards User, NBC, or Manhole Sample	Report Not Signed	Failure to Submit Report (SMCR, Analysis, Certification, or pH)	Notice of pH Violations	Failure to Immediately Report Violation	Failure to Satisfy NBC Requirements	Average Limit Violation	Failure to Sample / Analyze All Parameters	Failure to Accurately Report Effluent Values	Failure to Report Pretreatment Equipment Failure	Discharge of Prohibited Material	Failure to Maintain Pretreatment System	Discharging without Permit
11	Ira Green, Inc.	0	2	0	0	1	0	0	0	1	0	0	0	0	0
82	Istanbul Gourmet Market, LLC	0	0	0	0	0	0	0	0	0	0	0	0	0	0
85	Italia, LLC	0	0	0	0	0	0	0	0	0	0	0	0	0	0
85	Ivy Tavern	0	0	0	0	0	0	0	0	0	0	0	0	0	0
94	Izzi Orthodontics	0	2	0	3	0	0	0	0	0	0	0	0	0	0
85	J & M Convenience Store	0	0	0	0	0	0	2	0	0	0	0	0	0	0
53	J & W - 91 Friendship	0	0	0	0	0	0	0	0	0	0	0	0	0	0
85	J & W - Athletics Practice Facility	0	0	0	0	0	0	0	0	0	0	0	0	0	0
86	J & W - Cuisinart Center for Culinary Excellence	0	0	0	0	0	0	0	0	0	0	0	0	0	0
86	J & W - East Hall	0	0	0	0	0	0	0	0	0	0	0	0	0	0
86	J & W - Friedman Center	0	0	0	0	0	0	0	0	0	0	0	0	0	0
86	J & W - Imperial Hall	0	0	0	0	0	0	0	0	0	0	0	0	0	0
53	J & W - John Hazen White Center	0	0	0	0	0	0	0	0	0	0	0	0	0	0
86	J & W - Renaissance Hall	0	0	0	0	0	0	0	0	0	0	0	0	0	0
86	J & W - South Hall	0	0	0	0	0	0	0	0	0	0	0	0	0	0
95	J & W - Taco Center Criminalistics Lab	0	0	0	0	0	0	1	0	0	0	0	0	0	0
86	J & W - West Hall	0	0	0	0	0	0	0	0	0	0	0	0	0	0
86	J & W - Wildcat Center	0	0	0	0	0	0	0	0	0	0	0	0	0	0
86	J & W - Xavier Mercy Hall	0	0	0	0	0	0	0	0	0	0	0	0	0	0
95	J & W Chestnut Street	0	0	0	0	0	0	0	0	0	0	0	0	0	0
74	J & W University	0	0	0	0	0	0	0	0	0	0	0	0	0	0
86	J & W Xavier Academics Center	0	0	0	0	0	0	0	0	0	0	0	0	0	0
85	J & W-Chestnuts	0	0	0	0	0	0	0	0	0	0	0	0	0	0
86	J & W-Harborside Academics	0	0	0	0	0	0	0	0	0	0	0	0	0	0
86	J & W-McNulty Hall	0	0	0	0	0	0	0	0	0	0	0	0	0	0
86	J & W-Snowden Hall	0	0	0	0	0	0	0	0	0	0	0	0	0	0
96	J.F. Skeffington Funeral Home	0	0	0	0	0	0	0	0	0	0	0	0	0	0
85	J.M.V. Pizza & Subs	0	0	0	0	0	0	1	0	0	0	0	0	0	0
85	Jacky's Galaxy Providence	0	0	0	0	0	0	0	0	0	0	0	0	0	0
85	Jacky's Restaurant and Banquets	0	0	0	0	0	0	0	0	0	0	0	0	0	0
94	Jacob Werba, DDS	0	0	0	1	0	0	0	0	0	0	0	0	0	0
85	Jahunger	0	0	0	0	0	0	0	0	0	0	0	0	0	0
92	Jains's Laundry, Inc.	0	0	0	0	0	0	0	0	0	0	0	0	0	0
85	JAMRA, Inc.	0	0	0	0	0	0	0	0	0	0	0	0	0	0
85	Jan Co Central, Inc.	0	0	0	0	0	0	0	0	0	0	0	0	0	0
85	Jan Co, Inc.	0	0	0	0	0	0	0	0	0	0	0	0	0	0
85	Jan Co. Central, Inc.	0	0	0	0	0	0	0	0	0	0	0	0	0	0
85	Jars Pub, LLC	0	0	0	0	0	0	0	0	0	0	0	0	0	0
71	Jean Arthur, DDS	0	0	0	0	0	0	1	0	0	0	0	0	0	0
81	Jeanette's Bakery	0	0	0	2	0	0	0	0	0	0	0	0	0	0
85	Jelly Donuts LLC	0	0	0	0	0	0	0	0	0	0	0	0	0	0
74	JERA Providence LLC	0	0	0	0	0	0	0	0	0	0	0	0	0	0
85	JH Restaurant Providence LLC	0	0	0	0	0	0	0	0	0	0	0	0	0	0
92	Jiang Li, LLC	0	0	0	0	0	0	0	0	0	0	0	0	0	0
74	Jireh Market	0	0	0	0	0	0	0	0	0	0	0	0	0	0
85	JJ Group, Inc.	0	0	0	0	0	0	0	0	0	0	0	0	0	0
85	JLC Foods, Inc.	0	0	0	0	0	0	1	0	0	0	0	0	0	0
85	JL's Dana's Sports Lounge	0	0	0	0	0	0	4	0	0	0	0	0	0	0
85	JMA Inc.	0	0	0	0	0	0	0	0	0	0	0	0	0	0
85	Joest LLC	0	0	0	0	0	0	1	0	0	0	0	0	0	0
94	John T. A. Romano DDS, Inc.	0	0	0	0	0	0	0	0	0	0	0	0	0	0
94	Johnston Dental Group, LLC	0	0	0	0	0	0	0	0	0	0	0	0	0	0
94	Johnston Family Dentistry	0	0	0	0	0	0	0	0	0	0	0	0	0	0
71	Johnston Family LLC	0	0	0	0	0	0	0	0	0	0	0	0	0	0
86	Johnston Public Schools	0	0	0	0	0	0	2	0	0	0	0	0	0	0
86	Johnston Senior Center	0	0	0	0	0	0	0	0	0	0	0	0	0	0
85	Johnston Taco, LLC	0	0	0	0	0	0	2	0	0	0	0	0	0	0































***SUMMARY OF NOTICE OF  
VIOLATION LETTERS ISSUED***

***BUCKLIN POINT***



Summary of Notice of Violation Letters Issued  
Bucklin Point - 2020

Category	Company Name	Letter of Deficiency	Failure to Meet Standards User, NBC, or Manhole Sample	Report Not Signed	Failure to Submit Report (SMCR, Analysis, Certification, or pH)	Notice of pH Violations	Failure to Immediately Report Violation	Failure to Satisfy NBC Requirements	Average Limit Violation	Failure to Sample / Analyze All Parameters	Failure to Accurately Report Effluent Values	Failure to Report Pretreatment Equipment Failure	Discharge of Prohibited Material	Failure to Maintain Pretreatment System	Discharging without Permit
85	Baja's Mexican Grill	0	0	0	0	0	0	0	0	0	0	0	0	0	0
85	Bake My Day- Broad Street	0	0	0	0	0	0	0	0	0	0	0	0	0	0
71	Bandidos Mexican Restaurant	0	0	0	0	0	0	1	0	0	0	0	0	0	0
86	Bank of America	0	0	0	0	0	0	0	0	0	0	0	0	0	0
94	Benedict J. Ingegneri Jr. DMD PC Inc.	0	0	0	1	0	0	0	0	0	0	0	0	0	0
85	Benjamin III, Inc.	0	0	0	0	0	0	0	0	0	0	0	0	0	0
21	Bernardo Manufacturing	0	0	0	0	0	0	0	0	0	0	0	0	0	0
85	Best Eastern Chinese Restaurant	0	0	0	0	0	0	0	0	0	0	0	0	0	0
11	Best Engineered Surface Technology	0	0	0	0	0	0	0	0	0	0	0	0	0	0
94	Blackstone Dental	0	0	0	0	0	0	0	0	0	0	0	0	0	0
85	Blackstone Donuts	0	0	0	0	0	0	0	0	0	0	0	0	0	0
85	Blackstone Donuts, Inc.	0	0	0	0	0	0	0	0	0	0	0	0	0	0
86	Blackstone Health	0	0	0	0	0	0	0	0	0	0	0	0	0	0
81	Blackstone Market	0	0	0	8	0	0	0	0	0	0	0	0	0	0
86	Blackstone Valley Assisted Living	0	0	0	0	0	0	0	0	0	0	0	0	0	0
94	Blackstone Valley Community Health	0	0	0	1	0	0	0	0	0	0	0	0	0	0
94	Blackstone Valley Community Healthcare	0	0	0	0	0	0	0	0	0	0	0	0	0	0
86	Blackstone Valley Preparatory High School	0	0	0	0	0	0	0	0	0	0	0	0	0	0
11	Bliss Manufacturing Co., Inc.	0	0	0	4	0	0	0	0	0	0	0	0	0	0
85	BLP Inc.	0	0	0	0	0	0	0	0	0	0	0	0	0	0
80	Blue Line Septic, LLC	0	0	0	0	0	0	0	0	0	0	0	0	0	0
34	Boot Black	0	0	0	2	0	0	0	0	0	0	0	0	0	0
85	Boston House of Pizza	0	0	0	0	0	0	0	0	0	0	0	0	0	0
86	Boys and Girls Club of Northern Rhode Island	0	0	0	0	0	0	2	0	0	0	0	0	0	0
86	Boys and Girls Club of Pawtucket	0	0	0	0	0	0	0	0	0	0	0	0	0	0
74	Brandt Hospitality	0	0	0	0	0	0	0	0	0	0	0	0	0	0
85	Brava Restaurant & Bar, Inc.	0	0	0	0	0	0	0	0	0	0	0	0	0	0
85	Breakneck Food Corp.	0	0	0	0	0	0	0	0	0	0	0	0	0	0
74	Brinker International, Inc.	0	0	0	0	0	0	0	0	0	0	0	0	0	0
97	Broadway Car Wash	0	0	0	0	0	0	0	0	0	0	0	0	0	0
85	Broadway Diner	0	0	0	0	0	0	0	0	0	0	0	0	0	0
85	Broadway Pizza	0	0	0	0	0	0	0	0	0	0	0	0	0	0
81	BTP LLC (1005 Main Street)	0	0	0	1	0	0	0	0	0	0	0	0	0	0
85	BTP LLC (Newman Ave)	0	0	0	0	0	0	0	0	0	0	0	0	0	0
97	Bubble Room Car Wash, Inc.	0	0	0	0	0	0	0	0	0	0	0	0	0	0
92	Bubble Wash	0	0	0	0	0	0	0	0	0	0	0	0	0	0
86	Buffalo Lincoln Associates, LLC	0	0	0	0	0	0	0	0	0	0	0	0	0	0
85	Buford's Family Restaurant	0	0	0	0	0	0	0	0	0	0	0	0	0	0
42	Bullard Abrasives Inc	0	0	0	0	0	0	0	0	0	0	0	0	0	0
85	Burger King - Mendon Rd.	0	0	0	0	0	0	0	0	0	0	0	0	0	0
85	Burger King - Cedar Street	0	0	0	0	0	0	0	0	0	0	0	0	0	0
94	Burton M. Ogata, D.M.D	0	0	0	0	0	0	0	0	0	0	0	0	0	0
97	C & P Enterprises	0	0	0	10	0	0	0	0	0	0	0	0	0	0
74	Cafe Colombia	0	0	0	0	0	0	0	0	0	0	0	0	0	0
81	Cala Fruit Distributors, Inc.	0	0	0	0	0	0	0	0	0	0	0	0	0	0
81	Calise & Sons Bakery	0	0	1	0	0	0	0	0	0	0	0	0	0	0
37	CAMRAC, LLC	0	0	0	0	0	0	0	0	0	0	0	0	0	0
85	Canton Wok	0	0	0	0	0	0	0	0	0	0	0	0	0	0
52	Care New England Health System	0	0	0	0	0	0	0	0	0	0	0	0	0	0
60	Carelink - Wisdom Tooth Mobile Dentistry	0	0	0	0	0	0	1	0	0	0	0	0	0	0
42	Carlisle Hardcast, LLC	0	0	0	0	0	0	0	0	0	0	0	0	0	0
81	Catanzaros Food Products, Inc.	0	0	0	2	0	0	0	0	0	0	0	0	0	0
85	Celtic Pub, Inc.	0	0	0	0	0	0	0	0	0	0	0	0	0	0
59	Central Auto Radiator, Inc.	0	0	0	6	0	0	0	0	0	0	0	0	0	0
86	Central Falls Detention Facility Corp.	0	0	0	1	0	0	0	0	0	0	0	0	0	0
81	Central Falls Provision Co.	0	0	0	0	0	0	0	0	0	0	0	0	0	0
96	Charles Coelho Funeral Home	0	0	0	0	0	0	2	0	0	0	0	0	0	0









Summary of Notice of Violation Letters Issued  
Bucklin Point - 2020

Category	Company Name	Letter of Deficiency	Failure to Meet Standards User, NBC, or Manhole Sample	Report Not Signed	Failure to Submit Report (SMCR, Analysis, Certification, or pH)	Notice of pH Violations	Failure to Immediately Report Violation	Failure to Satisfy NBC Requirements	Average Limit Violation	Failure to Sample / Analyze All Parameters	Failure to Accurately Report Effluent Values	Failure to Report Pretreatment Equipment Failure	Discharge of Prohibited Material	Failure to Maintain Pretreatment System	Discharging without Permit
96	Keefe Funeral Home, Inc.	0	0	0	0	0	0	0	0	0	0	0	0	0	0
42	Kenneth Castellucci & Associates, Inc.	0	0	0	2	0	0	0	0	0	0	0	0	0	0
24	Key Container Corporation	0	0	0	0	0	0	0	0	0	0	0	0	0	0
85	Kim & Gary's Ice Cream Machine	0	0	0	0	0	0	1	0	0	0	0	0	0	0
86	Kirkbrae Country Club	0	0	0	0	0	0	0	0	0	0	0	0	0	0
42	Kitchen & Counter Top Center of N.E.	0	0	0	2	0	0	0	0	0	0	0	0	0	0
85	Kiwi Burst Yogurt Shop	0	0	0	0	0	0	0	0	0	0	0	0	0	0
85	KMS Eats, Inc.	0	0	0	0	0	0	0	0	0	0	0	0	0	0
81	L&B Foods, Inc.	0	0	0	0	0	0	0	0	0	0	0	0	0	0
85	La Arepa	0	0	0	0	0	0	0	0	0	0	0	0	0	0
85	La Casona Restaurant	0	0	0	0	0	0	0	0	0	0	0	0	0	0
85	La Herradura Taqueria	0	0	0	0	0	0	0	0	0	0	0	0	0	0
74	La Milonga	0	0	0	0	0	0	0	0	0	0	0	0	0	0
85	La Palencianita Bakery-Food LLC	0	0	0	0	0	0	0	0	0	0	0	0	0	0
85	La Setenta	0	0	0	0	0	0	0	0	0	0	0	0	0	0
80	Land Works LLC	0	0	0	0	0	0	0	0	0	0	0	0	0	0
85	Lane Foods, Inc.	0	0	0	0	0	0	0	0	0	0	0	0	0	0
92	Langley's Laundromat	0	0	0	0	0	0	1	0	0	0	0	0	0	0
92	Laundromax	0	0	0	0	0	0	0	0	0	0	0	0	0	0
74	Laurens Cafe	0	0	0	0	0	0	0	0	0	0	0	0	0	0
70	Lawrence Lopresti, DMD	0	0	0	0	0	0	1	0	0	0	0	0	0	0
44	Leedon Webbing Co., Inc.	0	0	0	0	0	0	0	0	0	0	0	0	0	0
85	Len's Hot Dog Haven	0	0	0	0	0	0	0	0	0	0	0	0	0	0
85	Li Lai Wok Pawtucket, Inc.	0	0	0	0	0	0	0	0	0	0	0	0	0	0
94	Lincoln Dental Associates (Paolucci Lincoln Dental)	0	0	0	0	0	0	0	0	0	0	0	0	0	0
71	Lincoln Development, LLC	0	0	0	0	0	0	0	0	0	0	0	0	0	0
96	Lincoln Funeral Home, Inc.	0	0	0	0	0	0	1	0	0	0	0	0	0	0
86	Lincoln High School	0	0	0	3	0	0	0	0	0	0	0	0	0	0
92	Lincoln Laundromat	0	0	0	0	0	0	0	0	0	0	0	0	0	0
85	Lincoln Pepperoni's, LLC	0	0	0	0	0	0	0	0	0	0	0	0	0	0
86	Lincoln Senior Center	0	0	0	0	0	0	0	0	0	0	0	0	0	0
71	Linda Dental	0	0	0	0	0	0	0	0	0	0	0	0	0	0
97	Lindbergh Auto Body, Inc.	0	0	0	1	0	0	0	0	0	0	0	0	0	0
94	Lindsay Ciombor Brislin, DMD	0	0	0	1	0	0	0	0	0	0	0	0	0	0
85	LM Taco, Inc.	0	0	0	0	0	0	0	0	0	0	0	0	0	0
85	LMP Enterprises	0	0	0	0	0	0	0	0	0	0	0	0	0	0
85	Lonsdale Donuts	0	0	0	0	0	0	0	0	0	0	0	0	0	0
74	Lonsdale Elementary School	0	0	0	0	0	0	0	0	0	0	0	0	0	0
92	Lonsdale Super Wash	0	0	0	0	0	0	0	0	0	0	0	0	0	0
71	Lou's Cafe	0	0	0	0	0	0	8	0	0	0	0	0	0	0
85	LRA Restaurants Inc.	0	0	0	0	0	0	1	0	0	0	0	0	0	0
85	Lucky Chen	0	0	0	0	0	0	0	0	0	0	0	0	0	0
85	Lucky Chen Corp 2	1	0	0	0	0	0	0	0	0	0	0	0	0	0
92	Lucky Laundry	0	0	0	0	0	0	0	0	0	0	0	0	0	0
85	Luna's Cafe, LLC	0	0	0	0	0	0	0	0	0	0	0	0	0	0
92	Luxury Dry Cleaners	0	0	0	0	0	0	0	0	0	0	0	0	0	0
94	Lydia A. Klufas, DDS	0	0	0	1	0	0	0	0	0	0	0	0	0	0
74	Lynch Hockey, LLC	0	0	0	0	0	0	0	0	0	0	0	0	0	0
85	M & M NY System	0	1	0	4	0	0	0	0	0	0	0	0	0	0
97	MAG Ventures, Inc.	0	0	0	2	0	0	0	0	0	0	0	0	0	0
85	Magallan Inc.	0	0	0	0	0	0	0	0	0	0	0	0	0	0
82	Main Street Market, Inc.	0	0	0	4	0	0	0	0	0	0	0	0	0	0
85	Mamajuana Restaurant	0	0	0	0	0	0	0	0	0	0	0	0	0	0
96	Manning Heffern Inc.	0	0	0	0	0	0	4	0	0	0	0	0	0	0
92	Manville Cleaning Center	0	0	0	0	0	0	0	0	0	0	0	0	0	0
85	Manville Palace Pizza	0	0	0	0	0	0	0	0	0	0	0	0	0	0
94	Mark Preece, DDS	0	0	0	0	0	0	1	0	0	0	0	0	0	0











Summary of Notice of Violation Letters Issued  
Bucklin Point - 2020

Category	Company Name	Letter of Deficiency	Failure to Meet Standards User, NBC, or Manhole Sample	Report Not Signed	Failure to Submit Report (SMCR, Analysis, Certification, or pH)	Notice of pH Violations	Failure to Immediately Report Violation	Failure to Satisfy NBC Requirements	Average Limit Violation	Failure to Sample / Analyze All Parameters	Failure to Accurately Report Effluent Values	Failure to Report Pretreatment Equipment Failure	Discharge of Prohibited Material	Failure to Maintain Pretreatment System	Discharging without Permit
86	Wannamoissett Country Club	0	0	0	0	0	0	0	0	0	0	0	0	0	0
97	Water Works Car Wash	0	1	0	4	0	0	0	0	0	0	0	0	0	0
85	Wendy's	0	0	0	0	0	0	0	0	0	0	0	0	0	0
85	Wendy's (Cottage Street)	0	0	0	0	0	0	1	0	0	0	0	0	0	0
85	Wendy's International, Inc. (Broad)	0	0	0	0	0	0	0	0	0	0	0	0	0	0
86	WG Lincoln Place SH, LLC	0	0	0	0	0	0	0	0	0	0	0	0	0	0
85	Whipped Ice Cream Parlor	0	0	0	0	0	0	0	0	0	0	0	0	0	0
34	White Dog Distilling (Cave, LLC d/b/a)	0	0	0	2	0	0	0	0	0	0	0	0	0	0
42	Whittet-Higgins Company	0	0	0	0	0	0	0	0	0	0	0	0	0	0
85	Wildflour Bakery Cafe + Juice Bar	0	0	0	0	0	0	0	0	0	0	0	0	0	0
81	Wildtree Herbs, Inc.	0	0	0	2	0	0	0	0	0	0	0	0	0	0
81	Wildtree Holdings, LLC	0	2	0	0	0	1	0	0	0	0	0	0	0	0
94	William B. Chan DMD	0	0	0	1	0	0	0	0	0	0	0	0	0	0
94	William Naughton, DDS	0	0	0	1	0	0	0	0	0	0	0	0	0	0
96	William W. Tripp Funeral Home, Inc.	0	0	0	0	0	0	0	0	0	0	0	0	0	0
80	Wind River Environmental, LLC	0	0	0	0	0	0	0	0	0	0	0	0	0	0
81	Xelapan Bakery and Convenience	0	0	0	0	0	0	0	0	0	0	0	0	0	0
85	Xinli, LLC	0	0	0	0	0	0	0	0	0	0	0	0	0	0
89	YMCA of Pawtucket, Inc.	0	0	0	0	0	0	0	0	0	0	0	0	0	0
85	Yovani's Pizza	0	0	0	5	0	0	10	0	0	0	0	0	0	0
81	Zaccagnini's Pastry Shoppe	0	0	0	4	0	0	0	0	0	0	0	0	0	0
42	Zebra Technologies Corporation	0	0	0	3	0	0	1	0	0	0	0	0	0	0

***ATTACHMENT VOLUME II***

***SECTION 9***

***USER LATE REPORTS AND  
REQUIREMENTS***

***USER LATE REPORTS***

***FIELD'S POINT***

**User Late Reports  
Field's Point - 2020**

<b>Company Name</b>	<b>Report Type</b>	<b>Sample Location</b>	<b>Month/Year Satisfied</b>	<b>Sample Type</b>	<b>Sample Date</b>	<b>Due Date</b>	<b>Received Date</b>	<b>Days Late</b>
221 Academy Ave. Meat, Inc.	Sample	#1	JUL-2020	Grab	09/04/2020	08/30/2020	10/07/2020	38
271 Tockwotten Partners LLC	pH	#1	AUG-2020	pH	N/A	09/30/2020	11/02/2020	33
271 Tockwotten Partners LLC	pH	#1	SEP-2020	pH	N/A	10/30/2020	11/02/2020	3
A & F Plating Company	Sample	#1	FEB-2020	Composite	02/25/2020	03/30/2020	04/03/2020	4
AAMCO Transmission	Zero Discharge Certification	N/A	DEC-2019	N/A	N/A	01/30/2020	02/28/2020	29
AAMCO Transmission	Zero Discharge Certification	N/A	JUN-2020	N/A	N/A	07/30/2020	08/07/2020	8
Al-Jac Produce	Sample	#1	APR-2020	Grab	07/15/2020	05/30/2020	07/28/2020	59
Al-Jac Produce	Sample	#1	JUL-2020	Composite	09/09/2020	08/30/2020	10/19/2020	50
Al-Jac Produce	Sample	#1	OCT-2020	Grab	01/11/2021	11/30/2020	01/21/2021	52
Alloy Holdings, LLC	Zero Discharge Certification	N/A	MAR-2020	N/A	N/A	04/30/2020	05/07/2020	7
Alloy Holdings, LLC	Sample	#1	APR-2020	Composite	06/16/2020	05/30/2020	06/25/2020	26
Alloy Holdings, LLC	Sample	#2	APR-2020	Composite	06/16/2020	05/30/2020	06/25/2020	26
Alloy Holdings, LLC	Zero Discharge Certification	N/A	NOV-2020	N/A	N/A	12/30/2020	01/04/2021	5
Alpine Auto Body, Inc.	Sample	#1	JAN-2020	Grab	02/10/2020	03/01/2020	04/09/2020	39
Alpine Auto Body, Inc.	Sample	#1	JUL-2020	Grab	09/11/2020	08/30/2020	10/07/2020	38
Aluminum & Copper Recycling, Inc.	Zero Discharge Certification	N/A	APR-2020	N/A	N/A	05/30/2020	06/04/2020	5
Alviti Link-All, Inc.	Zero Discharge Certification	N/A	JAN-2020	N/A	N/A	03/01/2020	03/04/2020	3
Alviti Link-All, Inc.	Sample	#1	JAN-2020	Grab	01/01/2020	03/01/2020	03/05/2020	4
Alviti Link-All, Inc.	Zero Discharge Certification	N/A	JUL-2020	N/A	N/A	08/30/2020	09/10/2020	11
Angell Street Dental Associate	Dental BMP Certification	N/A	OCT-2020	N/A	N/A	11/30/2020	01/22/2021	53
Anthony Paolucci Family Dentists	Dental BMP Certification	N/A	OCT-2020	N/A	N/A	11/30/2020	12/10/2020	10
Antonelli Poultry	Sample	#1	JAN-2020	Grab	03/10/2020	03/01/2020	03/26/2020	25
Antonelli Poultry	Sample	#1	JUL-2020	Grab	09/04/2020	08/30/2020	09/08/2020	9
Arden Jewelry Mfg, Co.	Zero Discharge Certification	N/A	JUN-2020	N/A	N/A	07/30/2020	08/06/2020	7
Armbrust International, Ltd.	Sample	#1	JAN-2020	Composite	02/11/2020	03/01/2020	03/16/2020	15
Armbrust International, Ltd.	Sample	#1	JAN-2020	Composite	02/18/2020	03/01/2020	03/16/2020	15
Armbrust International, Ltd.	Sample	#1	JAN-2020	Composite	02/26/2020	03/01/2020	03/16/2020	15
AS220	Sample	#1	OCT-2020	Grab	12/23/2020	11/30/2020	12/28/2020	28
AS220 - Print Shop	Sample	#1	OCT-2020	Grab	12/23/2020	11/30/2020	12/28/2020	28
AS220 - Print Shop	Sample	#2	OCT-2020	Grab	12/23/2020	11/30/2020	12/28/2020	28
ASP & Training Inc.	Sample	#1	May-2020	Grab		06/30/2020		233
ASP & Training Inc.	Sample	#1	Nov-2020	Grab		12/30/2020		50
Aspen Dental	Dental BMP Certification	N/A	DEC-2019	N/A	N/A	01/30/2020	02/06/2020	7
Atwood Car Wash	Sample	#1	APR-2020	Grab	05/06/2020	05/30/2020	06/03/2020	4
Atwood Car Wash	Sample	#1	OCT-2020	Grab	11/01/2020	11/30/2020	12/14/2020	14
Avalon Bay - Center Place	Sample	#1	APR-2020	Grab	06/16/2020	05/30/2020	06/25/2020	26



**User Late Reports  
Field's Point - 2020**

Company Name	Report Type	Sample Location	Month/Year Satisfied	Sample Type	Sample Date	Due Date	Received Date	Days Late
B.A. Beverage Company, LLC	Sample	#1	Feb-2020	Grab		03/30/2020		325
B.A. Beverage Company, LLC	Sample	#1	Aug-2020	Grab		09/30/2020		141
Baffoni's Poultry Farm	Sample	#1	APR-2020	Grab	06/26/2020	05/30/2020	07/20/2020	51
Baffoni's Poultry Farm	Sample	#1	OCT-2020	Grab	01/11/2021	11/30/2020	01/27/2021	58
Bagel Express	Sample	#1	JAN-2020	Grab	06/18/2020	03/01/2020	07/02/2020	123
Bagel Express	Sample	#1	JUL-2020	Grab	12/21/2020	08/30/2020	01/22/2021	145
Bella's Jewelry	Zero Discharge Certification	N/A	DEC-2019	N/A	N/A	01/30/2020	03/20/2020	50
Bella's Jewelry	Zero Discharge Certification	N/A	JUN-2020	N/A	N/A	07/30/2020		202
Bj's Wholesale Club	Sample	#1	Sep-2020	Grab		10/30/2020		111
Borrelli's Bakery	Sample	#1	APR-2020	Grab	07/15/2020	05/30/2020	10/02/2020	125
Bread Box	Sample	#1	APR-2020	Grab	07/16/2020	05/30/2020	07/16/2020	47
Bread Unlimited, LLC	Sample	#1	MAY-2020	Grab	07/07/2020	06/30/2020	07/14/2020	14
Bread Unlimited, LLC	Sample	#1	Nov-2020	Grab		12/30/2020		50
Brown University - Central Heat Plant	Sample	#2	APR-2020	Grab	04/24/2020	05/30/2020	06/03/2020	4
Brown University - Central Heat Plant	Sample	#3	APR-2020	Grab	04/24/2020	05/30/2020	06/03/2020	4
Brown University-Remediation Project	Sample	#1	APR-2020	Composite	04/01/2020	05/30/2020	06/03/2020	4
Burton Family Dental	Dental BMP Certification	N/A	APR-2020	N/A	N/A	05/30/2020	06/08/2020	9
Butler Hospital	Sample	#2	APR-2020	Grab	05/19/2020	05/30/2020	06/01/2020	2
Cal's Corner Restaurant	Sample	#1	MAY-2020	Grab	07/22/2020	06/30/2020	09/02/2020	64
Cal's Corner Restaurant	Sample	#1	NOV-2020	Grab	11/24/2020	12/30/2020	01/13/2021	14
Certified Disaster Restoration	pH	#1	JAN-2020	pH	N/A	03/01/2020	03/24/2020	23
Certified Disaster Restoration	pH	#1	MAR-2020	pH	N/A	04/30/2020	06/10/2020	41
Certified Disaster Restoration	pH	#1	APR-2020	pH	N/A	05/30/2020	06/10/2020	11
Certified Disaster Restoration	pH	#1	JUN-2020	pH	N/A	07/30/2020	10/13/2020	75
Certified Disaster Restoration	pH	#1	JUL-2020	pH	N/A	08/30/2020	10/13/2020	44
Certified Disaster Restoration	pH	#1	AUG-2020	pH	N/A	09/30/2020	10/13/2020	13
Certified Disaster Restoration	pH	#1	SEP-2020	pH	N/A	10/30/2020	12/28/2020	59
Certified Disaster Restoration	pH	#1	OCT-2020	pH	N/A	11/30/2020	12/28/2020	28
Certified Disaster Restoration	pH	#1	Dec-2020	pH	N/A	01/30/2021		19
Chalkstone Supermarket	Sample	#1	APR-2020	Grab	07/13/2020	05/30/2020	10/06/2020	129
Chalkstone Supermarket	Sample	#1	APR-2020	Grab	10/05/2020	05/30/2020	10/15/2020	138
Chalkstone Supermarket	Sample	#1	APR-2020	Grab	10/14/2020	05/30/2020	10/23/2020	146
Chalkstone Supermarket	Sample	#1	APR-2020	Grab	10/20/2020	05/30/2020	10/28/2020	151
Chalkstone Supermarket	Sample	#1	APR-2020	Grab	11/09/2020	05/30/2020	12/01/2020	185
Chalkstone Supermarket	Sample	#1	OCT-2020	Grab	11/24/2020	11/30/2020	12/03/2020	3
Choice Collision Center	Sample	#1	JUN-2020	Grab	10/27/2020	07/30/2020	01/22/2021	176

**User Late Reports  
Field's Point - 2020**

<b>Company Name</b>	<b>Report Type</b>	<b>Sample Location</b>	<b>Month/Year Satisfied</b>	<b>Sample Type</b>	<b>Sample Date</b>	<b>Due Date</b>	<b>Received Date</b>	<b>Days Late</b>
Cibao Supermarket	Sample	#1	APR-2020	Grab	08/11/2020	05/30/2020	09/22/2020	115
Cibao Supermarket	Sample	#1	Oct-2020	Grab		11/30/2020		80
Cityline Dental	Dental BMP Certification	N/A	DEC-2019	N/A	N/A	01/30/2020	02/13/2020	14
Colbea LLC (North Main)	Sample	#1	JAN-2020	Grab	01/21/2020	03/01/2020	03/10/2020	9
Comfort Dental	Dental BMP Certification	N/A	APR-2020	N/A	N/A	05/30/2020	07/15/2020	46
Contract Specialties, Inc.	pH	#1	APR-2020	pH	N/A	05/30/2020	06/09/2020	10
Contract Specialties, Inc.	Sample	#1	APR-2020	Grab	04/01/2020	05/30/2020	06/15/2020	16
Contract Specialties, Inc.	pH	#1	MAY-2020	pH	N/A	06/30/2020	07/09/2020	9
Contract Specialties, Inc.	Sample	#1	JUN-2020	Grab	06/30/2020	07/30/2020	08/05/2020	6
Contract Specialties, Inc.	pH	#1	SEP-2020	pH	N/A	10/30/2020	11/04/2020	5
Contract Specialties, Inc.	pH	#1	DEC-2020	pH	N/A	01/30/2021	02/05/2021	6
Craig Van Dongen, DDS	Dental BMP Certification	N/A	SEP-2020	N/A	N/A	10/30/2020	11/06/2020	7
Crespo Market LLC	Sample	#1	MAY-2020	Grab	07/13/2020	06/30/2020	10/28/2020	120
Crespo Market LLC	Sample	#1	NOV-2020	Grab	12/22/2020	12/30/2020	01/29/2021	30
Crisloid, LLC	Sample	#1	APR-2020	Grab	04/27/2020	05/30/2020	06/11/2020	12
Crisloid, LLC	Sample	#1	JUL-2020	Grab	09/11/2020	08/30/2020	09/28/2020	29
Crisloid, LLC	Sample	#1	OCT-2020	Grab	10/02/2020	11/30/2020	12/09/2020	9
D & D Chrome Plating	Zero Discharge Certification	N/A	JAN-2020	N/A	N/A	03/01/2020	03/16/2020	15
D & D Chrome Plating	Zero Discharge Certification	N/A	APR-2020	N/A	N/A	05/30/2020	06/17/2020	18
D & D Chrome Plating	Zero Discharge Certification	N/A	JUL-2020	N/A	N/A	08/30/2020	09/03/2020	4
D & D Chrome Plating	Zero Discharge Certification	N/A	OCT-2020	N/A	N/A	11/30/2020	12/02/2020	2
DelGreco Family LLC	Sample	#1	MAR-2020	Grab	04/15/2020	04/30/2020	05/07/2020	7
DeLuise Bakery Inc.	Sample	#1	APR-2020	Grab	09/25/2020	05/30/2020	09/08/2020	101
DeLuise Bakery Inc.	Sample	#1	OCT-2020	Grab	01/28/2021	11/30/2020	02/11/2021	73
Dent Plus Dental Center	Dental BMP Certification	N/A	OCT-2020	N/A	N/A	11/30/2020	01/25/2021	56
Dental Associates of RI	Dental BMP Certification	N/A	AUG-2020	N/A	N/A	09/30/2020	10/08/2020	8
Department of Veterans Affairs Medical Center	Sample	#3	SEP-2020	Grab	10/21/2020	10/30/2020	11/04/2020	5
Department of Veterans Affairs Medical Center	Sample	#3	SEP-2020	Grab	10/22/2020	10/30/2020	11/04/2020	5
Department of Veterans Affairs Medical Center	Sample	#3	SEP-2020	Grab	10/23/2020	10/30/2020	11/04/2020	5
Designs International Inc.	Zero Discharge Certification	N/A	OCT-2020	N/A	N/A	11/30/2020	12/09/2020	9
DiFruscia Industries, Inc.	pH	#1	MAY-2020	pH	N/A	06/30/2020	07/13/2020	13
DiFruscia Industries, Inc.	Sample	#1	MAY-2020	Composite	05/31/2020	06/30/2020	07/27/2020	27
DiFruscia Industries, Inc.	Sample	#2	MAY-2020	Composite	05/31/2020	06/30/2020	07/27/2020	27
DiFruscia Industries, Inc.	pH	#1	JUN-2020	pH	N/A	07/30/2020	08/05/2020	6
DiFruscia Industries, Inc.	Sample	#1	OCT-2020	Composite	10/30/2020	11/30/2020	12/10/2020	10
DiFruscia Industries, Inc.	Sample	#2	OCT-2020	Composite	10/30/2020	11/30/2020	12/10/2020	10

**User Late Reports  
Field's Point - 2020**

<b>Company Name</b>	<b>Report Type</b>	<b>Sample Location</b>	<b>Month/Year Satisfied</b>	<b>Sample Type</b>	<b>Sample Date</b>	<b>Due Date</b>	<b>Received Date</b>	<b>Days Late</b>
Dolce E Pane	Sample	#1	APR-2020	Grab	07/21/2020	05/30/2020	07/31/2020	62
Drs. Votolato and Paziienza	Dental BMP Certification	N/A	SEP-2020	N/A	N/A	10/30/2020	11/09/2020	10
E&M Enterprises, Ltd.	pH	#1	FEB-2020	pH	N/A	03/30/2020	04/20/2020	21
E&M Enterprises, Ltd.	pH	#1	JUN-2020	pH	N/A	07/30/2020	08/03/2020	4
E&M Enterprises, Ltd.	Sample	#1	OCT-2020	Composite	10/08/2020	11/30/2020	12/10/2020	10
East Coast Screen Printing	Sample	#1	APR-2020	Composite	04/01/2020	05/30/2020	09/23/2020	116
East Coast Screen Printing	Sample	#1	Oct-2020	Grab		11/30/2020		80
Eastern Screw Company	pH	#1	MAR-2020	pH	N/A	04/30/2020	05/22/2020	22
Eastside Providence, LLC	Sample	#4	MAR-2020	Grab	07/02/2020	04/30/2020	07/31/2020	92
Eastside Providence, LLC	Sample	#4	MAR-2020	Grab	07/09/2020	04/30/2020	07/31/2020	92
Eastside Providence, LLC	Sample	#4	MAR-2020	Grab	07/16/2020	04/30/2020	07/31/2020	92
Eastside Providence, LLC	Sample	#4	APR-2020	Grab	06/25/2020	05/30/2020	07/10/2020	41
El Quiche Bakery Store, Inc.	Sample	#1	APR-2020	Grab	07/16/2020	05/30/2020	07/31/2020	62
El Quiche Bakery Store, Inc.	Sample	#1	OCT-2020	Grab	01/07/2021	11/30/2020	02/04/2021	66
Extreme Auto Recondition	Sample	#1	Apr-2020	Grab		05/30/2020		264
F. Saia Restaurants, Inc. LLC	Sample	#1	JAN-2020	Grab	04/24/2020	03/01/2020	05/11/2020	71
F. Saia Restaurants, Inc. LLC	Sample	#1	JUL-2020	Grab	11/09/2020	08/30/2020	11/27/2020	89
Fearless Fish Market, LLC	Sample	#1	APR-2020	Grab	07/14/2020	05/30/2020	08/11/2020	73
FedEx Ground Package System, Inc.	Sample	#1	APR-2020	Composite	04/09/2020	05/30/2020	06/29/2020	30
FedEx Ground Package System, Inc.	Sample	#2	APR-2020	Grab	04/09/2020	05/30/2020	06/29/2020	30
Fed-Rick Veal Company	Sample	#1	APR-2020	Grab	03/11/2020	05/30/2020	08/19/2020	81
Fed-Rick Veal Company	Sample	#1	Oct-2020	Grab		11/30/2020		80
Finest Car Wash	Sample	#1	AUG-2020	Grab	10/09/2020	09/30/2020	10/21/2020	21
Food Corp	Sample	#1	JAN-2020	Grab	03/09/2020	03/01/2020	04/22/2020	52
Food Corp	Sample	#2	JAN-2020	Grab	03/23/2020	03/01/2020	04/22/2020	52
Food Corp	Sample	#1	JUL-2020	Grab	07/17/2020	08/30/2020	09/10/2020	11
Food Corp	Sample	#2	JUL-2020	Grab	07/17/2020	08/30/2020	09/10/2020	11
Genesis Marketing Group - Warren Avenue	Zero Discharge Certification	N/A	DEC-2019	N/A	N/A	01/30/2020	02/13/2020	14
Gothic Pewter LLC	Zero Discharge Certification	N/A	SEP-2020	N/A	N/A	10/30/2020	11/02/2020	3
Granitec	Zero Discharge Certification	N/A	JUL-2020	N/A	N/A	08/30/2020	09/21/2020	22
Greystone Auto Center	Sample	#1	JAN-2020	Grab	01/28/2020	03/01/2020	03/09/2020	8
Greystone Auto Center	Sample	#1	JUL-2020	Composite	09/14/2020	08/30/2020	10/06/2020	37
H&S Management, LLC	Sample	#1	MAR-2020	Grab	03/02/2020	04/30/2020	05/13/2020	13
Hillview Auto Body	Sample	#1	JAN-2020	Grab	01/27/2020	03/01/2020	03/05/2020	4
Hodosh Dental Associates, Inc.	Dental BMP Certification	N/A	MAR-2020	N/A	N/A	04/30/2020	05/07/2020	7
Hungry Ghost Press	Sample	#1	APR-2020	Grab	06/04/2020	05/30/2020	06/12/2020	13

**User Late Reports  
Field's Point - 2020**

<b>Company Name</b>	<b>Report Type</b>	<b>Sample Location</b>	<b>Month/Year Satisfied</b>	<b>Sample Type</b>	<b>Sample Date</b>	<b>Due Date</b>	<b>Received Date</b>	<b>Days Late</b>
Hungry Ghost Press	Sample	#1	OCT-2020	Grab	12/10/2020	11/30/2020	12/18/2020	18
Hurd Auto Mall LLC	Sample	#1	JAN-2020	Grab	01/30/2020	03/01/2020	05/21/2020	81
I. Broomfield & Son, Inc.	Zero Discharge Certification	N/A	FEB-2020	N/A	N/A	03/30/2020	05/12/2020	43
I. Broomfield & Son, Inc.	Zero Discharge Certification	N/A	SEP-2020	N/A	N/A	10/30/2020	11/04/2020	5
Ideal Plating & Polishing Co., Inc.	pH	#1	APR-2020	pH	N/A	05/30/2020	06/12/2020	13
Ideal Plating & Polishing Co., Inc.	pH	#1	JUN-2020	pH	N/A	07/30/2020	08/10/2020	11
Ideal Plating & Polishing Co., Inc.	pH	#1	AUG-2020	pH	N/A	09/30/2020	10/07/2020	7
Ideal Plating & Polishing Co., Inc.	pH	#1	OCT-2020	pH	N/A	11/30/2020	12/03/2020	3
Ideal Plating & Polishing Co., Inc.	pH	#1	DEC-2020	pH	N/A	01/30/2021	02/15/2021	16
Imperial Tile & Marble Works Inc.	Sample	#1	JAN-2020	Grab	03/11/2020	03/01/2020	03/20/2020	19
Imperial Tile & Marble Works Inc.	Sample	#1	APR-2020	Grab	06/05/2020	05/30/2020	06/15/2020	16
Imperial Tile & Marble Works Inc.	Sample	#1	JUL-2020	Grab	09/08/2020	08/30/2020	09/17/2020	18
Imperial Tile & Marble Works Inc.	Sample	#1	OCT-2020	Grab	12/29/2020	11/30/2020	01/08/2021	39
Izzi Orthodontics	Sample	#1	APR-2020	Grab	07/01/2020	05/30/2020	07/14/2020	45
Izzi Orthodontics	Sample	#1	OCT-2020	Grab	10/28/2020	11/30/2020	12/08/2020	8
Jacob Werba, DDS	Zero Discharge Certification	N/A	APR-2020	N/A	N/A	05/30/2020	06/01/2020	2
Jeanette's Bakery	Sample	#1	APR-2020	Grab	10/02/2020	05/30/2020	10/19/2020	142
Jeanette's Bakery	Sample	#1	OCT-2020	Grab	10/29/2020	11/30/2020	12/04/2020	4
JPL Enterprises, LLC	Sample	#1	APR-2020	Grab	06/14/2020	05/30/2020	07/01/2020	32
Kelly's Car Wash, Inc.	Sample	#1	APR-2020	Grab	06/16/2020	05/30/2020	07/28/2020	59
Ken Rocha Collision, LLC	Sample	#1	MAR-2020	Grab	05/09/2020	04/30/2020	05/22/2020	22
Kingston BR LLC	Sample	#1	MAY-2020	Grab	06/12/2020	06/30/2020	07/14/2020	14
Kingston BR LLC	Sample	#1	NOV-2020	Grab	01/21/2021	12/30/2020	01/27/2021	28
La Artesa Bakery Inc.	Sample	#1	APR-2020	Grab	05/13/2020	05/30/2020	06/05/2020	6
Lawrence P. Stephenson, DDS, Ltd.	Dental BMP Certification	N/A	OCT-2020	N/A	N/A	11/30/2020		79
L'Image	Zero Discharge Certification	N/A	JUN-2020	N/A	N/A	07/30/2020	10/07/2020	69
Long Live Beer Works, Inc.	Sample	#1	OCT-2020	Grab	12/08/2020	11/30/2020	12/21/2020	21
Mahr, Inc	Sample	#1	APR-2020	Grab	04/07/2020	05/30/2020	05/31/2020	1
Mahr, Inc	Sample	#1	OCT-2020	Grab	10/01/2020	11/30/2020	12/03/2020	3
Mainelli Tool & Die, Inc.	Zero Discharge Certification	N/A	JUN-2020	N/A	N/A	07/30/2020	08/06/2020	7
Mansolillo Dental	Dental BMP Certification	N/A	APR-2020	N/A	N/A	05/30/2020	06/11/2020	12
Mark Precision, Inc.	Zero Discharge Certification	N/A	DEC-2019	N/A	N/A	01/30/2020	02/20/2020	21
Mark Precision, Inc.	Zero Discharge Certification	N/A	JUN-2020	N/A	N/A	07/30/2020	09/09/2020	41
Markos Automotive	Sample	#1	JAN-2020	Grab	01/30/2020	03/01/2020	07/14/2020	135
Markos Automotive	Sample	#1	JUL-2020	Grab	10/14/2020	08/30/2020	10/14/2020	45
Maya Bakery	Sample	#1	Apr-2020	Grab		05/30/2020		264

**User Late Reports  
Field's Point - 2020**

Company Name	Report Type	Sample Location	Month/Year Satisfied	Sample Type	Sample Date	Due Date	Received Date	Days Late
Maya Bakery	Sample	#1	Oct-2020	Grab		11/30/2020		80
Mekong Market	Sample	#1	JAN-2020	Grab	01/28/2020	03/01/2020	10/13/2020	226
Mekong Market	Sample	#1	JUL-2020	Grab	07/30/2020	08/30/2020	10/19/2020	50
Mi Quisqueya Supermarket	Sample	#1	APR-2020	Grab	08/19/2020	05/30/2020	09/01/2020	94
Mi Quisqueya Supermarket	Sample	#1	OCT-2020	Grab	12/09/2020	11/30/2020	12/23/2020	23
Monarch Metal Finishing, Inc.	pH	#1	APR-2020	pH	N/A	05/30/2020	06/01/2020	2
Monarch Metal Finishing, Inc.	Sample	#1	APR-2020	Composite	04/29/2020	05/30/2020	06/01/2020	2
Monarch Metal Finishing, Inc.	pH	#1	DEC-2020	pH	N/A	01/30/2021	02/01/2021	2
Monarch Metal Finishing, Inc.	Sample	#1	DEC-2020	Composite	12/18/2020	01/30/2021	02/01/2021	2
Moses Brown School	Sample	#2	APR-2020	Grab	05/28/2020	05/30/2020	06/08/2020	9
Mutual Cornell	pH	#1	FEB-2020	pH	N/A	03/30/2020	04/02/2020	3
Mutual Cornell	pH	#1	APR-2020	pH	N/A	05/30/2020	07/22/2020	53
Mutual Cornell	pH	#1	MAY-2020	pH	N/A	06/30/2020	07/22/2020	22
Mutual Cornell	pH	#1	JUL-2020	pH	N/A	08/30/2020	09/03/2020	4
Mutual Cornell	pH	#1	SEP-2020	pH	N/A	10/30/2020	11/03/2020	4
Mutual Cornell	pH	#1	OCT-2020	pH	N/A	11/30/2020	12/21/2020	21
Mutual Cornell	pH	#1	Dec-2020	pH	N/A	01/30/2021		19
My Car, Incorporated	Sample	#1	FEB-2020	Grab	02/25/2020	03/30/2020	04/10/2020	11
Nettie's Kettle Corn, LLC	Sample	#1	APR-2020	Grab	07/14/2020	05/30/2020	07/28/2020	59
Nettie's Kettle Corn, LLC	Sample	#1	OCT-2020	Grab	12/29/2020	11/30/2020	01/07/2021	38
New Sky Market Inc.	Sample	#1	FEB-2020	Grab	07/27/2020	03/30/2020	08/05/2020	128
NGC INC.	Sample	#1	JUL-2020	Composite	07/01/2020	08/30/2020	09/14/2020	15
NNC of Rhode Island, Inc.	Sample	#1	JAN-2020	Grab	01/31/2020	03/01/2020	04/22/2020	52
NNC of Rhode Island, Inc.	Sample	#1	JUL-2020	Grab	07/30/2020	08/30/2020	10/06/2020	37
Nueva San Salvador Bakery, Inc.	Sample	#1	JUL-2020	Grab	11/04/2020	08/30/2020	11/19/2020	81
Ocean State Peeled Potatoes	Sample	#1	JUL-2020	Composite	07/16/2020	08/30/2020	08/31/2020	1
Olneyville NY System	Sample	#1	MAY-2020	Grab	07/10/2020	06/30/2020	07/17/2020	17
Olneyville NY System	Sample	#1	Nov-2020	Grab		12/30/2020		50
Orbit Energy Rhode Island, LLC	pH	#1	JAN-2020	pH	N/A	03/01/2020	03/10/2020	9
Orbit Energy Rhode Island, LLC	Sample	#1	JAN-2020	Grab	01/31/2020	03/01/2020	03/10/2020	9
Panaderia El Paisano	Sample	#1	JAN-2020	Grab	07/01/2020	03/01/2020	07/13/2020	134
Panaderia El Paisano	Sample	#2	APR-2020	Grab	07/01/2020	05/30/2020	07/13/2020	44
Panaderia El Paisano	Sample	#1	JUL-2020	Grab	09/23/2020	08/30/2020	10/05/2020	36
Panaderia El Quetzal, Inc.	Sample	#1	APR-2020	Grab	08/05/2020	05/30/2020	09/08/2020	101
Panaderia El Quetzal, Inc.	Sample	#1	Oct-2020	Grab		11/30/2020		80
Pediatric Dentistry	Dental BMP Certification	N/A	APR-2020	N/A	N/A	05/30/2020	06/16/2020	17

**User Late Reports  
Field's Point - 2020**

<b>Company Name</b>	<b>Report Type</b>	<b>Sample Location</b>	<b>Month/Year Satisfied</b>	<b>Sample Type</b>	<b>Sample Date</b>	<b>Due Date</b>	<b>Received Date</b>	<b>Days Late</b>
Peter Pan Bus Lines	Sample	#1	JUL-2020	Grab	07/29/2020	08/30/2020	09/25/2020	26
Peter Pan Bus Lines	Sample	#1	OCT-2020	Grab	10/26/2020	11/30/2020	12/11/2020	11
Philip D. Barr, DDS	Dental BMP Certification	N/A	OCT-2020	N/A	N/A	11/30/2020	12/10/2020	10
Prince Enameling Company, Inc.	Zero Discharge Certification	N/A	JAN-2020	N/A	N/A	03/01/2020	03/09/2020	8
Prospect CharterCARE RWMC, LLC	Sample	#1	JAN-2020	Composite	01/01/2020	03/01/2020	03/04/2020	3
Prospect CharterCARE RWMC, LLC	Sample	#3	APR-2020	Grab	06/01/2020	05/30/2020	06/18/2020	19
Prospect CharterCARE RWMC, LLC	Sample	#4	APR-2020	Grab	06/01/2020	05/30/2020	06/18/2020	19
Prospect CharterCARE RWMC, LLC (Maude)	Sample	#1	FEB-2020	Grab	02/13/2020	03/30/2020	05/14/2020	45
Prospect CharterCARE RWMC, LLC (Maude)	Sample	#1	APR-2020	Grab	06/01/2020	05/30/2020	06/18/2020	19
Prospect CharterCARE RWMC, LLC (Maude)	Sample	#2	APR-2020	Grab	06/01/2020	05/30/2020	06/18/2020	19
Prospect CharterCARE RWMC, LLC (Maude)	Sample	#3	APR-2020	Grab	06/01/2020	05/30/2020	06/18/2020	19
Prospect CharterCARE RWMC, LLC (Maude)	Sample	#1	JUN-2020	Grab	06/01/2020	07/30/2020	08/03/2020	4
Prospect CharterCARE RWMC, LLC (Maude)	Sample	#1	AUG-2020	Grab	10/05/2020	09/30/2020	11/12/2020	43
Prospect CharterCARE SJHSRI	Sample	#1	APR-2020	Grab	06/01/2020	05/30/2020	06/25/2020	26
Prospect CharterCARE SJHSRI	Sample	#2	APR-2020	Grab	06/01/2020	05/30/2020	06/24/2020	25
Prospect CharterCARE SJHSRI	Sample	#3	APR-2020	Grab	06/01/2020	05/30/2020	06/25/2020	26
Prospect CharterCARE SJHSRI, LLC	Dental BMP Certification	N/A	DEC-2019	N/A	N/A	01/30/2020	05/19/2020	110
Providence Auto Body, Inc.	Sample	#1	APR-2020	Grab	04/30/2020	05/30/2020	06/10/2020	11
Providence Auto Body, Inc.	Sample	#2	APR-2020	Grab	04/30/2020	05/30/2020	06/10/2020	11
Providence Auto Body, Inc.	Sample	#3	APR-2020	Grab	04/30/2020	05/30/2020	06/10/2020	11
Providence Auto Body, Inc.	Sample	#1	APR-2020	Grab	06/10/2020	05/30/2020	06/10/2020	11
Providence Auto Body, Inc.	Sample	#2	APR-2020	Grab	06/10/2020	05/30/2020	06/10/2020	11
Providence Brewing Company LLC	Sample	#1	JAN-2020	Grab	03/13/2020	03/01/2020	08/06/2020	158
Providence Brewing Company LLC	Sample	#1	JUL-2020	Grab	10/06/2020	08/30/2020	11/17/2020	79
Providence Career & Technical Academy	Sample	#1	APR-2020	Grab	04/29/2020	05/30/2020	07/27/2020	58
Providence Career & Technical Academy	Sample	#1	Oct-2020	Grab		11/30/2020		80
Providence College - Hunt-Cavanagh	Sample	#1	OCT-2020	Grab	11/11/2020	11/30/2020	12/04/2020	4
Providence College - Hunt-Cavanagh	Sample	#2	OCT-2020	Grab	10/31/2020	11/30/2020	12/04/2020	4
Providence College - Hunt-Cavanagh	Sample	#3	OCT-2020	Grab	11/11/2020	11/30/2020	12/04/2020	4
Providence College - Hunt-Cavanagh	Sample	#4	OCT-2020	Grab	10/31/2020	11/30/2020	12/04/2020	4
Providence College - Schneider Arena	Sample	#1	OCT-2020	Grab	12/07/2020	11/30/2020	12/28/2020	28
Providence College-Power Plant	Sample	#5	APR-2020	Grab	05/31/2020	05/30/2020	06/15/2020	16
Providence College-Power Plant	Sample	#1	JUL-2020	Grab	07/31/2020	08/30/2020	09/17/2020	18
Providence College-Power Plant	Sample	#2	JUL-2020	Grab	07/31/2020	08/30/2020	09/17/2020	18
Providence College-Power Plant	Sample	#3	OCT-2020	Grab	12/07/2020	11/30/2020	12/28/2020	28
Providence College-Power Plant	Sample	#4	OCT-2020	Grab	12/07/2020	11/30/2020	12/28/2020	28

**User Late Reports  
Field's Point - 2020**

<b>Company Name</b>	<b>Report Type</b>	<b>Sample Location</b>	<b>Month/Year Satisfied</b>	<b>Sample Type</b>	<b>Sample Date</b>	<b>Due Date</b>	<b>Received Date</b>	<b>Days Late</b>
Providence Community Health Centers, Inc	Dental BMP Certification	N/A	SEP-2020	N/A	N/A	10/30/2020	11/09/2020	10
Providence Community Health Centers, Inc	Sample	#1	SEP-2020	Grab	09/01/2020	10/30/2020	11/09/2020	10
Providence Public Safety Complex	Sample	#1	APR-2020	Grab	04/29/2020	05/30/2020	06/22/2020	23
Providence Public Safety Complex	Sample	#1	Oct-2020	Grab		11/30/2020		80
Providence Specialty Products, LLC	pH	#1	MAR-2020	pH	N/A	04/30/2020	05/18/2020	18
Providence Specialty Products, LLC	pH	#2	MAR-2020	pH	N/A	04/30/2020	05/18/2020	18
Providence Specialty Products, LLC	pH	#1	JUL-2020	pH	N/A	08/30/2020	09/18/2020	19
Providence Specialty Products, LLC	pH	#2	JUL-2020	pH	N/A	08/30/2020	09/04/2020	5
Providence Specialty Products, LLC	pH	#1	NOV-2020	pH	N/A	12/30/2020	12/31/2020	1
Providence Specialty Products, LLC	pH	#2	NOV-2020	pH	N/A	12/30/2020	12/31/2020	1
Pure Haven, LLC	Sample	#1	JAN-2020	Grab	01/21/2020	03/01/2020	03/03/2020	2
Pure Haven, LLC	Sample	#1	JUL-2020	Grab	08/18/2020	08/30/2020	09/11/2020	12
Quality Seafood	Sample	#1	APR-2020	Grab	06/12/2020	05/30/2020	07/13/2020	44
R.I. Beef & Veal, Inc	Sample	#1	JAN-2020	Grab	06/10/2020	03/01/2020	08/12/2020	164
R.I. Beef & Veal, Inc	Sample	#1	APR-2020	Grab	09/19/2020	05/30/2020	10/15/2020	138
R.I. Beef & Veal, Inc	Sample	#1	JUL-2020	Composite	09/19/2020	08/30/2020	10/15/2020	46
R.I. Beef & Veal, Inc	Sample	#1	JUL-2020	Grab	11/13/2020	08/30/2020	11/30/2020	92
R.I. Beef & Veal, Inc	Sample	#1	OCT-2020	Grab	01/13/2021	11/30/2020	01/25/2021	56
R.I. Provision Company	Sample	#1	FEB-2020	Grab	03/02/2020	03/30/2020	04/13/2020	14
R.I.P.T.A.-269 Melrose	Sample	#1	APR-2020	Composite	04/27/2020	05/30/2020	07/13/2020	44
Rhode Island Chemical Corporation	Zero Discharge Certification	N/A	MAR-2020	N/A	N/A	04/30/2020	06/03/2020	34
Rhode Island Chemical Corporation	Zero Discharge Certification	N/A	APR-2020	N/A	N/A	05/30/2020	06/03/2020	4
Rhode Island Chemical Corporation	Zero Discharge Certification	N/A	JUN-2020	N/A	N/A	07/30/2020	08/12/2020	13
Rhode Island Chemical Corporation	Zero Discharge Certification	N/A	JUL-2020	N/A	N/A	08/30/2020	09/30/2020	31
Rhode Island Chemical Corporation	Zero Discharge Certification	N/A	SEP-2020	N/A	N/A	10/30/2020	11/17/2020	18
Rhode Island College - Connection 2	Zero Discharge Certification	N/A	APR-2020	N/A	N/A	05/30/2020	06/10/2020	11
Rhode Island College - Connection 2	Sample	#1	OCT-2020	Grab	11/09/2020	11/30/2020	12/18/2020	18
Rhode Island College - Connection 2	Sample	#2	OCT-2020	Grab	11/09/2020	11/30/2020	12/18/2020	18
Rhode Island College - Connection 2	Sample	#3	OCT-2020	Grab	11/09/2020	11/30/2020	12/18/2020	18
Rhode Island Convention Center	Sample	#1	JAN-2020	Grab	01/17/2020	03/01/2020	06/11/2020	102
Rhode Island Convention Center	Sample	#1	JUL-2020	Grab	09/03/2020	08/30/2020	11/06/2020	68
Rhode Island Resource Recovery Corp.	pH	#1	APR-2020	pH	N/A	05/30/2020	06/01/2020	2
Rhode Island Resource Recovery Corp.	Sample	#1	APR-2020	Composite	04/16/2020	05/30/2020	06/01/2020	2
RISD - Benson Hall	Sample	#1	APR-2020	Composite	06/23/2020	05/30/2020	06/30/2020	31
RISD - College Building	pH	#1	APR-2020	pH	N/A	05/30/2020	06/30/2020	31
RISD - College Building	Sample	#1	APR-2020	Composite	06/23/2020	05/30/2020	06/30/2020	31

**User Late Reports  
Field's Point - 2020**

<b>Company Name</b>	<b>Report Type</b>	<b>Sample Location</b>	<b>Month/Year Satisfied</b>	<b>Sample Type</b>	<b>Sample Date</b>	<b>Due Date</b>	<b>Received Date</b>	<b>Days Late</b>
RISD - College Building	pH	#1	MAY-2020	pH	N/A	06/30/2020	07/13/2020	13
RISD - Design Center	Sample	#1	APR-2020	Composite	06/23/2020	05/30/2020	06/30/2020	31
RISD - Design Center	Sample	#3	APR-2020	Composite	06/23/2020	05/30/2020	06/30/2020	31
RISD - Mason (CIT) Building	Sample	#1	APR-2020	Composite	06/23/2020	05/30/2020	06/30/2020	31
RISD - Metcalf Building	Zero Discharge Certification	N/A	APR-2020	N/A	N/A	05/30/2020	06/30/2020	31
RISD - Metcalf Building	Zero Discharge Certification	N/A	MAY-2020	N/A	N/A	06/30/2020	07/13/2020	13
RISD - Washington Building	Sample	#1	APR-2020	Grab	06/23/2020	05/30/2020	06/30/2020	31
Ron's Pastry Gourmet	Sample	#1	APR-2020	Grab	07/16/2020	05/30/2020	07/16/2020	47
Ron's Pastry Gourmet	Sample	#1	OCT-2020	Grab	11/23/2020	11/30/2020	01/06/2021	37
Rosa Mia Pizza and More	Sample	#1	FEB-2020	Grab	04/01/2020	03/30/2020	04/17/2020	18
RVS Mfg. Co.	Zero Discharge Certification	N/A	JAN-2020	N/A	N/A	03/01/2020	03/11/2020	10
RVS Mfg. Co.	Zero Discharge Certification	N/A	NOV-2020	N/A	N/A	12/30/2020	01/19/2021	20
S.B. Winsor Dairy	Sample	#1	APR-2020	Grab	06/29/2020	05/30/2020	07/13/2020	44
S.B. Winsor Dairy	Sample	#1	OCT-2020	Grab	11/02/2020	11/30/2020	12/18/2020	18
Sage Manufacturing Company, Inc.	Zero Discharge Certification	N/A	JUL-2020	N/A	N/A	08/30/2020	09/04/2020	5
Sal's Bakery	Sample	#1	APR-2020	Grab	06/11/2020	05/30/2020	06/22/2020	23
Sans Gluten Artisan Bakery	Sample	#1	APR-2020	Grab	06/19/2020	05/30/2020	07/24/2020	55
Sans Gluten Artisan Bakery	Sample	#1	Oct-2020	Grab		11/30/2020		80
SC Providence	Sample	#2	JUN-2020	Grab	12/18/2020	07/30/2020	01/06/2021	160
SC Providence	Sample	#2	DEC-2020	Grab	01/26/2021	01/30/2021	02/10/2021	11
Shell Oil Products Company	Sample	#1	JAN-2020	Grab	01/20/2020	03/01/2020	03/10/2020	9
Shore's Market, Inc.	Sample	#1	APR-2020	Grab	05/20/2020	05/30/2020	06/08/2020	9
So Fresh, and So Clean	Sample	#1	APR-2020	Grab	07/17/2020	05/30/2020	11/12/2020	166
So Fresh, and So Clean	Sample	#1	Oct-2020	Grab		11/30/2020		80
Stop & Shop Supermarket #724	Sample	#1	JAN-2020	Grab	01/06/2020	03/01/2020	04/24/2020	54
Stop & Shop Supermarket #724	Sample	#1	JAN-2020	Grab	01/13/2020	03/01/2020	04/24/2020	54
Stop & Shop Supermarket #724	Sample	#1	JAN-2020	Grab	01/20/2020	03/01/2020	04/24/2020	54
Stop & Shop Supermarket #724	Sample	#1	FEB-2020	Grab	02/03/2020	03/30/2020	04/24/2020	25
Stop & Shop Supermarket #724	Sample	#1	FEB-2020	Grab	02/10/2020	03/30/2020	04/24/2020	25
Surface Coatings, LLC	pH	#1	MAR-2020	pH	N/A	04/30/2020	05/13/2020	13
Surface Coatings, LLC	pH	#1	SEP-2020	pH	N/A	10/30/2020	11/17/2020	18
Surface Coatings, LLC	pH	#1	NOV-2020	pH	N/A	12/30/2020	01/08/2021	9
Swan Point Cemetery	Sample	#1	JAN-2020	Grab	03/11/2020	03/01/2020	03/23/2020	22
Swan Point Cemetery	Sample	#1	JUL-2020	Grab	09/16/2020	08/30/2020	09/22/2020	23
Swash Autowash, LLC	Sample	#1	JUL-2020	Grab	10/08/2020	08/30/2020	10/26/2020	57
SWG Promotions, LLC	Sample	#1	APR-2020	Grab	10/07/2020	05/30/2020	10/21/2020	144



**User Late Reports  
Field's Point - 2020**

<b>Company Name</b>	<b>Report Type</b>	<b>Sample Location</b>	<b>Month/Year Satisfied</b>	<b>Sample Type</b>	<b>Sample Date</b>	<b>Due Date</b>	<b>Received Date</b>	<b>Days Late</b>
SWG Promotions, LLC	Sample	#1	Oct-2020	Grab		11/30/2020		80
Tenares Supermarket	Sample	#2	MAR-2020	Grab	01/12/2021	04/30/2020	01/12/2021	257
Tenares Supermarket	Sample	#2	SEP-2020	Grab	01/12/2021	10/30/2020	01/12/2021	74
The Abbey	Sample	#1	MAY-2020	Composite	07/08/2020	06/30/2020	07/08/2020	8
The Abbey	Sample	#1	NOV-2020	Grab	01/22/2021	12/30/2020	02/03/2021	35
The Family Cake, LLC	Sample	#1	MAY-2020	Grab	05/13/2020	06/30/2020	02/02/2021	217
The Family Cake, LLC	Sample	#1	OCT-2020	Grab	11/16/2020	11/30/2020	02/02/2021	64
The Family Cake, LLC	Sample	#1	NOV-2020	Grab	11/04/2020	12/30/2020	02/02/2021	34
The Family Cake, LLC	Sample	#1	NOV-2020	Grab	11/23/2020	12/30/2020	02/02/2021	34
The Family Cake, LLC	Sample	#1	DEC-2020	Grab	12/01/2020	01/30/2021	02/02/2021	3
The Original Italian Bakery, Inc.	Sample	#1	Apr-2020	Grab		05/30/2020		264
The Original Italian Bakery, Inc.	Sample	#1	Oct-2020	Grab		11/30/2020		80
The Providence Mint, Inc.	Zero Discharge Certification	N/A	DEC-2019	N/A	N/A	01/30/2020	03/13/2020	43
The Providence Mint, Inc.	Zero Discharge Certification	N/A	JUN-2020	N/A	N/A	07/30/2020	08/11/2020	12
Thomas C. Slater Compassion Center	Zero Discharge Certification	N/A	APR-2020	N/A	N/A	05/30/2020	06/10/2020	11
Thomas S Mulvey DDS LLC	Dental BMP Certification	N/A	FEB-2020	N/A	N/A	03/30/2020	06/01/2020	63
Times 2 Incorporated	Sample	#1	APR-2020	Grab	07/01/2020	05/30/2020	07/01/2020	32
Times 2 Incorporated	Sample	#1	OCT-2020	Grab	01/11/2021	11/30/2020	01/11/2021	42
Tortilleria el Quetzal	Sample	#1	APR-2020	Grab	07/21/2020	05/30/2020	08/06/2020	68
Tower Manufacturing Corp.	pH	#1	JAN-2020	pH	N/A	03/01/2020	03/02/2020	1
Travelers Auto Body, Inc.	Sample	#1	APR-2020	Grab	06/05/2020	05/30/2020	06/19/2020	20
Travelers Auto Body, Inc.	Sample	#1	OCT-2020	Grab	12/08/2020	11/30/2020	12/18/2020	18
True Blue Car Wash	Sample	#1	JAN-2020	Grab	03/10/2020	03/01/2020	07/30/2020	151
True Blue Car Wash	Sample	#1	JUL-2020	Grab	09/02/2020	08/30/2020	01/26/2021	149
True Blue Carwash	Sample	#1	JAN-2020	Grab	09/02/2020	03/01/2020	01/26/2021	331
True Blue Carwash	Sample	#1	Jul-2020	Grab		08/30/2020		172
U.S. Postal Service - P&DC	pH	#1	AUG-2020	pH	N/A	09/30/2020	10/06/2020	6
U.S. Postal Service - P&DC	Sample	#1	OCT-2020	Grab	11/20/2020	11/30/2020	12/08/2020	8
U.S. Postal Service - P&DC	Sample	#1	OCT-2020	Grab	11/25/2020	11/30/2020	12/08/2020	8
Universal Plating Company, Inc.	pH	#1	JAN-2020	pH	N/A	03/01/2020	03/23/2020	22
Universal Plating Company, Inc.	pH	#1	FEB-2020	pH	N/A	03/30/2020	04/24/2020	25
Universal Plating Company, Inc.	Sample	#1	FEB-2020	Composite	02/25/2020	03/30/2020	04/24/2020	25
Universal Plating Company, Inc.	pH	#1	MAR-2020	pH	N/A	04/30/2020	05/26/2020	26
Universal Plating Company, Inc.	pH	#1	APR-2020	pH	N/A	05/30/2020	06/22/2020	23
Universal Plating Company, Inc.	Sample	#1	APR-2020	Composite	04/15/2020	05/30/2020	06/22/2020	23
Universal Plating Company, Inc.	pH	#1	MAY-2020	pH	N/A	06/30/2020	07/24/2020	24

**User Late Reports  
Field's Point - 2020**

<b>Company Name</b>	<b>Report Type</b>	<b>Sample Location</b>	<b>Month/Year Satisfied</b>	<b>Sample Type</b>	<b>Sample Date</b>	<b>Due Date</b>	<b>Received Date</b>	<b>Days Late</b>
Universal Plating Company, Inc.	pH	#1	JUN-2020	pH	N/A	07/30/2020	08/21/2020	22
Universal Plating Company, Inc.	Sample	#1	JUN-2020	Composite	06/04/2020	07/30/2020	08/21/2020	22
Universal Plating Company, Inc.	pH	#1	JUL-2020	pH	N/A	08/30/2020	09/24/2020	25
Universal Plating Company, Inc.	pH	#1	AUG-2020	pH	N/A	09/30/2020	10/26/2020	26
Universal Plating Company, Inc.	Sample	#1	AUG-2020	Composite	08/18/2020	09/30/2020	10/26/2020	26
Universal Plating Company, Inc.	pH	#1	SEP-2020	pH	N/A	10/30/2020	11/24/2020	25
Universal Plating Company, Inc.	pH	#1	OCT-2020	pH	N/A	11/30/2020	12/30/2020	30
Universal Plating Company, Inc.	Sample	#1	OCT-2020	Composite	10/27/2020	11/30/2020	12/24/2020	24
Universal Plating Company, Inc.	pH	#1	NOV-2020	pH	N/A	12/30/2020	01/27/2021	28
Universal Plating Company, Inc.	pH	#1	Dec-2020	pH	N/A	01/30/2021		19
Urban Greens	Sample	#1	Apr-2020	Grab		05/30/2020		264
Urban Greens	Sample	#1	Oct-2020	Grab		11/30/2020		80
V-Mart	Sample	#1	APR-2020	Grab	06/29/2020	05/30/2020	07/22/2020	53
V-Mart	Sample	#1	OCT-2020	Grab	10/30/2020	11/30/2020	12/24/2020	24
Walsh's Auto Body and Sales, Inc.	Sample	#1	JAN-2020	Grab	01/31/2020	03/01/2020	03/05/2020	4
Waterfire Providence	Sample	#1	MAR-2020	Grab	05/08/2020	04/30/2020	05/29/2020	29
Whole Foods Market Group, Inc.	Sample	#1	APR-2020	Grab	05/29/2020	05/30/2020	06/09/2020	10
Whole Foods Market Group, Inc.	Sample	#1	JUL-2020	Grab	08/28/2020	08/30/2020	09/08/2020	9
Whole Foods Market, Inc.	Sample	#1	JUL-2020	Grab	08/28/2020	08/30/2020	09/08/2020	9
WVCB	Zero Discharge Certification	N/A	AUG-2020	N/A	N/A	09/30/2020	10/07/2020	7

# ***USER REQUIREMENTS***

## ***FIELD'S POINT***

**User Requirements  
Field's Point - 2020**

<b>Company Name</b>	<b>Submittal</b>	<b>Issue Date</b>	<b>Due Date</b>	<b>Received Date</b>	<b>Days Late</b>
141 Westminster Corporation	Permit Application	12/14/2020	01/14/2021	02/04/2021	21
141 Westminster Corporation	Permit Application Fee	12/14/2020	01/14/2021		35
271 Tockwotten Partners LLC	Permit Application Fee	01/30/2020	02/15/2020	02/04/2020	0
271 Tockwotten Partners LLC	Five Day Sampling Results	08/20/2020	12/31/2020	01/13/2021	13
271 Tockwotten Partners LLC	Spill Control Plan	08/20/2020	09/30/2020	01/04/2021	96
275 Group LLC	Permit Application Fee	06/09/2020	07/09/2020	06/19/2020	0
AAA Northeast Warehouse/Fleet Operations	Permit Application Fee	08/13/2020	09/14/2020	10/08/2020	24
AAA Northeast Warehouse/Fleet Operations	Permit Application	08/13/2020	09/14/2020	10/08/2020	24
AS220	Resampling Results for _____	05/05/2020	06/30/2020	05/26/2020	0
ASP & Training Inc.	Resampling Results for _____	03/05/2020	05/01/2020		293
Adriana Inc.	Permit Application	08/13/2020	10/31/2020	10/19/2020	0
Adriana Inc.	Permit Application Fee	08/13/2020	10/31/2020	10/19/2020	0
Alberto K. Corporation	Permit Application Fee	12/14/2020	01/14/2021	02/08/2021	25
Alberto K. Corporation	Permit Application	12/14/2020	01/14/2021	02/08/2021	25
Alpine Auto Body, Inc.	Permit Application Fee	08/12/2020	09/06/2020	09/15/2020	9
Alpine Auto Body, Inc.	Permit Application	08/12/2020	09/06/2020	09/03/2020	0
Alpine Auto Body, Inc.	Analytical Results for _____	10/08/2020	11/13/2020	11/04/2020	0
Aluminum & Copper Recycling, Inc.	Permit Application Fee	10/20/2020	11/20/2020	10/29/2020	0
Aluminum & Copper Recycling, Inc.	Permit Application	10/20/2020	11/20/2020	10/29/2020	0
Amy's Place	Pretreatment Plans	04/22/2020	05/31/2020		263
Angkor Restaurant	Permit Application Fee	11/09/2020	12/09/2020	01/19/2021	41
Angkor Restaurant	Permit Application	11/09/2020	12/09/2020	01/19/2021	41
Antonio's Pizza - Thayer Street LLC	Permit Application Fee	07/20/2020	08/31/2020	07/27/2020	0
Antonio's Pizza - Thayer Street LLC	Permit Application	07/20/2020	08/31/2020	07/27/2020	0
Armbrust International, Ltd.	Permit Application	08/04/2020	09/03/2020	09/18/2020	15
Armbrust International, Ltd.	Permit Application Fee	08/04/2020	09/03/2020	09/29/2020	26
Atwill-Conroy Providence, LLC	Permit Application	10/20/2020	11/19/2020	11/20/2020	1
Atwill-Conroy Providence, LLC	Permit Application Fee	10/20/2020	11/19/2020	11/20/2020	1
Au Bon Pain - Women & Infants' Hospital	Permit Application Fee	11/02/2020	11/05/2020		105
Au Bon Pain - Women & Infants' Hospital	Permit Application	11/02/2020	11/05/2020		105
Aurora Civic Association	Permit Application	12/14/2020	01/15/2021	02/03/2021	19
Aurora Civic Association	Permit Application Fee	12/14/2020	01/14/2021		35
Avalon Bay - Center Place	Chain of Custody Documentation	02/13/2020	03/06/2020	02/19/2020	0
Avalon Bay - Center Place	40 CFR 136 Notification	11/02/2020	11/25/2020	11/23/2020	0
Avalon Bay - Center Place	Sign & Return Report	11/02/2020	11/25/2020	11/23/2020	0
Avalon Bay - Center Place	Permit Application	11/09/2020	12/09/2020	02/01/2021	54
Avalon Bay - Center Place	Permit Application Fee	11/09/2020	12/09/2020		71
Baffoni's Poultry Farm	Sign & Return Report	08/05/2020	11/30/2020		80
Bagel Express	Permit Application	03/19/2020	04/23/2020	07/06/2020	74
Bagel Express	Permit Application Fee	03/19/2020	04/23/2020	07/06/2020	74
Ballard Mack Sales and Service of RI	Resampling Results for _____	03/31/2020	05/31/2020	05/27/2020	0
Bannister Operations Associates, LLC	Permit Application	11/03/2020	12/07/2020	12/02/2020	0
Bannister Operations Associates, LLC	Permit Application Fee	11/03/2020	12/07/2020	11/19/2020	0
Batista & Gutierrez	Permit Application	05/08/2020	06/07/2020	12/10/2020	186
Batista & Gutierrez	Permit Application Fee	05/08/2020	06/07/2020	12/10/2020	186
Benefit Dental Care, LLC	Permit Application	09/10/2020	10/10/2020	09/30/2020	0
Benefit Dental Care, LLC	Permit Application Fee	09/10/2020	10/10/2020	10/05/2020	0
Best Taste	Permit Application	11/03/2020	12/07/2020	11/23/2020	0
Best Taste	Permit Application Fee	11/03/2020	12/07/2020	11/23/2020	0
Bj's Wholesale Club	Resampling Results for _____	02/18/2020	04/14/2020	04/16/2020	2
Bonollo Provisions Co., Inc.	Permit Application	08/13/2020	09/15/2020	09/04/2020	0
Bonollo Provisions Co., Inc.	Permit Application Fee	08/13/2020	09/15/2020	09/04/2020	0
Borden Donuts	Permit Application Fee	05/15/2020	06/22/2020	07/23/2020	31
Borden Donuts	Permit Application	05/15/2020	06/22/2020	07/23/2020	31
Bread Unlimited, LLC	Permit Application	07/14/2020	08/13/2020	09/17/2020	35
Bread Unlimited, LLC	Permit Application Fee	07/14/2020	08/13/2020	09/17/2020	35
Broad Street Little Caesars, LLC	Permit Application Fee	12/02/2020	01/01/2021		48
Broad Street Little Caesars, LLC	Permit Application	12/02/2020	01/01/2021		48

**User Requirements  
Field's Point - 2020**

<b>Company Name</b>	<b>Submittal</b>	<b>Issue Date</b>	<b>Due Date</b>	<b>Received Date</b>	<b>Days Late</b>
Broad and Potter Laundromat	Permit Application	01/16/2020	02/15/2020	03/09/2020	23
Broad and Potter Laundromat	Permit Application Fee	01/16/2020	02/15/2020	03/09/2020	23
Brown University - Barus & Holley	Permit Application	11/06/2020	12/06/2020	12/07/2020	1
Brown University - Barus & Holley	Permit Application Fee	11/06/2020	12/06/2020	12/07/2020	1
Brown University - Central Heat Plant	Permit Application Fee	08/12/2020	09/06/2020	08/26/2020	0
Brown University - Central Heat Plant	Permit Application	08/12/2020	09/06/2020	08/26/2020	0
Brown University - Granoff Center	Permit Application Fee	02/06/2020	03/07/2020	03/02/2020	0
Brown University - Granoff Center	Permit Application	02/06/2020	03/07/2020	03/02/2020	0
Brown University - List Art	Permit Application Fee	07/13/2020	08/13/2020	08/13/2020	0
Brown University - List Art	Permit Application	07/13/2020	08/13/2020	08/10/2020	0
Brown University - Meehan Auditorium	Permit Application Fee	02/11/2020	03/11/2020	03/02/2020	0
Brown University - Meehan Auditorium	Permit Application	02/11/2020	03/11/2020	03/02/2020	0
Brown University - Nelson Fitness Center	Permit Application Fee	02/11/2020	03/11/2020	03/02/2020	0
Brown University - Nelson Fitness Center	Permit Application	02/11/2020	03/11/2020	03/02/2020	0
Brown University - Verney Woolley	Permit Application	05/11/2020	06/10/2020	05/28/2020	0
Brown University - Verney Woolley	Permit Application Fee	05/11/2020	06/10/2020	05/28/2020	0
Bubble Tea House	Permit Application Fee	03/19/2020	04/23/2020	04/09/2020	0
Bubble Tea House	Permit Application	03/19/2020	04/23/2020	04/09/2020	0
Butterbang, LLC	Install Sample Location	01/30/2020	02/15/2020	02/20/2020	5
CAV	Permit Application Fee	10/28/2020	11/26/2020	11/17/2020	0
CAV	Permit Application	10/28/2020	11/26/2020	11/17/2020	0
CV South Street Landing LLC	Sign & Return Report	04/01/2020	04/30/2020	04/07/2020	0
Cal's Corner Restaurant	Permit Application	07/14/2020	08/13/2020	08/05/2020	0
Cal's Corner Restaurant	Permit Application Fee	07/14/2020	08/13/2020	08/05/2020	0
Casa Azul Taqueria	Permit Application	10/13/2020	11/08/2020	11/09/2020	1
Casa Azul Taqueria	Permit Application Fee	10/13/2020	11/08/2020	11/09/2020	1
Casa Azul Taqueria	Process Plans	10/13/2020	11/08/2020	11/09/2020	1
Casa Mexico	Permit Application	11/03/2020	12/07/2020	01/29/2021	53
Casa Mexico	Permit Application Fee	11/03/2020	12/07/2020	01/29/2021	53
Caserta Pizzeria	Permit Application Fee	05/07/2020	06/06/2020	05/27/2020	0
Caserta Pizzeria	Permit Application	05/07/2020	06/06/2020	05/20/2020	0
Castillo Dental & Associates, Inc.	Permit Application Fee	10/28/2020	11/26/2020	11/27/2020	1
Castillo Dental & Associates, Inc.	Permit Application	10/28/2020	11/26/2020	11/27/2020	1
Cathedral Art Metal Co., Inc.	Permit Application	08/06/2020	09/10/2020	08/12/2020	0
Cathedral Art Metal Co., Inc.	Permit Application Fee	08/06/2020	09/10/2020	08/12/2020	0
Central High School	Permit Application	03/05/2020	04/03/2020	08/24/2020	143
Central High School	Permit Application Fee	03/05/2020	04/03/2020	09/23/2020	173
Chalkstone Supermarket	Resampling Results for _____	07/21/2020	09/11/2020	11/30/2020	80
Chalkstone Supermarket	Sign & Return Report	07/21/2020	08/19/2020	10/06/2020	48
Chanthathim Inc.	Permit Application	03/19/2020	04/23/2020	05/13/2020	20
Chanthathim Inc.	Permit Application Fee	03/19/2020	04/23/2020	05/13/2020	20
Charles Street Dental	Permit Application Fee	10/22/2020	11/30/2020		80
Charles Street Dental	Permit Application	10/22/2020	11/30/2020		80
Chengdu Taste	Permit Application	02/10/2020	03/08/2020	08/31/2020	176
Chengdu Taste	Permit Application Fee	02/10/2020	03/08/2020	08/31/2020	176
Chengdu Taste	Pretreatment Plans	02/10/2020	03/08/2020	09/09/2020	185
Chengdu Taste	Pretreatment Plans	09/09/2020	09/30/2020	10/08/2020	8
Choi's Restaurant	Repair Grease Trap	01/30/2020	02/29/2020	03/31/2020	31
Chow Fun, Inc.	Permit Application Fee	02/12/2020	03/31/2020	06/17/2020	78
Chow Fun, Inc.	Permit Application	02/12/2020	03/31/2020	05/04/2020	34
City of Providence	Permit Application Fee	07/13/2020	08/12/2020	09/25/2020	44
City of Providence	Permit Application	07/15/2020	08/14/2020	09/25/2020	42
City of Providence	Permit Application	09/25/2020	10/31/2020	11/27/2020	27
City of Providence	Permit Application Fee	09/25/2020	10/31/2020	12/04/2020	34
Coffee Plus Snack Bar V.F.#68	Permit Application	07/06/2020	08/10/2020	08/31/2020	21
Coffee Plus Snack Bar V.F.#68	Permit Application Fee	07/06/2020	08/10/2020	08/31/2020	21
Cooperative Care Center	Permit Application	07/27/2020	08/28/2020	09/04/2020	7
Cooperative Care Center	Permit Application Fee	07/27/2020	08/28/2020	09/04/2020	7

**User Requirements  
Field's Point - 2020**

<b>Company Name</b>	<b>Submittal</b>	<b>Issue Date</b>	<b>Due Date</b>	<b>Received Date</b>	<b>Days Late</b>
Courtyard by Marriott	Permit Application Fee	05/21/2020	06/19/2020	08/20/2020	62
Courtyard by Marriott	Permit Application	05/21/2020	06/19/2020	08/20/2020	62
Crepe Corner	Process Plans	03/24/2020	06/12/2020	07/01/2020	19
Crespo Market LLC	Resampling Results for _____	11/02/2020	11/30/2020	01/29/2021	60
Crisloid, LLC	Analytical Results for _____	09/29/2020	10/15/2020	10/13/2020	0
D. E. Foods, Inc.	Permit Application Fee	07/08/2020	08/06/2020	07/20/2020	0
D. E. Foods, Inc.	Permit Application	07/08/2020	08/06/2020	07/20/2020	0
David I. Konicov, D.D.S.	Permit Application Fee	10/20/2020	11/20/2020	11/16/2020	0
David I. Konicov, D.D.S.	Permit Application	10/20/2020	11/20/2020	11/16/2020	0
Department of Administration	Permit Application	07/14/2020	08/12/2020	08/13/2020	1
Department of Administration	Permit Application Fee	07/14/2020	08/12/2020	09/22/2020	41
Designs International Inc.	Permit Application	08/17/2020	09/13/2020	09/08/2020	0
Designs International Inc.	Permit Application Fee	08/17/2020	09/13/2020	11/03/2020	51
DiFruscia Industries, Inc.	Other	01/06/2020	01/20/2020	12/26/2019	0
DiFruscia Industries, Inc.	Other	01/30/2020	02/14/2020	02/07/2020	0
DiFruscia Industries, Inc.	Other	03/04/2020	03/31/2020	03/31/2020	0
DiFruscia Industries, Inc.	Other	08/03/2020	09/30/2020	08/27/2020	0
DiFruscia Industries, Inc.	Resampling Results for _____	09/14/2020	11/06/2020	10/30/2020	0
DiFruscia Industries, Inc.	Resampling Results for _____	11/02/2020	12/24/2020	12/18/2020	0
DiFruscia Industries, Inc.	Other	11/19/2020	12/18/2020	12/18/2020	0
Diocese of Providence	Permit Application Fee	07/09/2020	08/08/2020	07/29/2020	0
Diocese of Providence	Permit Application	07/09/2020	08/08/2020	07/29/2020	0
Dunkin Donuts - Pleasant Valley	Permit Application Fee	06/04/2020	07/04/2020	07/14/2020	10
Dunkin Donuts - Pleasant Valley	Permit Application	06/04/2020	07/04/2020	07/31/2020	27
Dunkin Donuts Center	Permit Application Fee	07/13/2020	08/12/2020	10/30/2020	79
Dunkin Donuts Center	Permit Application	07/15/2020	08/14/2020	10/30/2020	77
Eagle Laundry Inc.	Permit Application	04/24/2020	05/28/2020	05/04/2020	0
Eagle Laundry Inc.	Permit Application Fee	04/24/2020	05/28/2020	05/04/2020	0
East Coast Screen Printing	Permit Application Fee	10/05/2020	11/04/2020	10/22/2020	0
East Coast Screen Printing	Permit Application	10/05/2020	11/04/2020	10/22/2020	0
East Coast Screen Printing	Permit Application Fee	11/02/2020	11/05/2020	10/22/2020	0
East Coast Screen Printing	Permit Application	11/02/2020	11/05/2020	10/22/2020	0
El Maestro Auto Repair and Towing, LLC	Other	12/18/2020	11/30/2020		80
El Rey De Las Pupusas	Permit Application Fee	08/13/2020	09/15/2020	10/08/2020	23
El Rey De Las Pupusas	Permit Application	08/13/2020	09/15/2020	10/08/2020	23
Enterprise Rent-A-Car of R.I. (Johnston)	Permit Application Fee	12/03/2020	01/02/2021	01/13/2021	11
Enterprise Rent-A-Car of R.I. (Johnston)	Permit Application	12/03/2020	01/02/2021	01/12/2021	10
Excellent Pizza	Permit Application	08/05/2020	09/04/2020	09/23/2020	19
Excellent Pizza	Permit Application Fee	08/05/2020	09/04/2020	09/23/2020	19
Extreme Auto Recondition	Permit Application Fee	04/01/2020	05/01/2020		293
Extreme Auto Recondition	Permit Application	04/01/2020	05/01/2020		293
Fearless Fish Market, LLC	Sign & Return Report	11/30/2020	12/31/2020	12/11/2020	0
Fearless Fish Market, LLC	40 CFR 136 Notification	11/30/2020	12/31/2020	12/11/2020	0
Feed the Cheeks	Permit Application	10/05/2020	10/05/2020	11/04/2020	30
Feed the Cheeks	Permit Application	10/05/2020	11/04/2020	10/26/2020	0
Feed the Cheeks	Process Plans	10/05/2020	11/04/2020	10/26/2020	0
Feed the Cheeks	Permit Application Fee	10/05/2020	11/04/2020	10/26/2020	0
Francesco's Pizzeria	Permit Application Fee	09/24/2020	10/24/2020	10/09/2020	0
Francesco's Pizzeria	Permit Application	09/24/2020	10/24/2020	10/09/2020	0
Frank D'Amato, DMD	Permit Application Fee	07/15/2020	08/31/2020	09/08/2020	8
Frank D'Amato, DMD	Permit Application	07/15/2020	08/31/2020	09/18/2020	18
Frank D'Amato, DMD	Pretreatment Plans	10/30/2020	11/30/2020	12/08/2020	8
Freezing Point Inc	Pretreatment Plans	10/20/2020	11/30/2020		80
Friendly Laundry, Inc.	Permit Application	07/08/2020	08/07/2020	07/22/2020	0
Friendly Laundry, Inc.	Permit Application Fee	07/08/2020	08/07/2020	07/22/2020	0
Fuji Restaurant Group, Inc.	Permit Application Fee	06/04/2020	07/04/2020	06/16/2020	0
Fuji Restaurant Group, Inc.	Permit Application	06/04/2020	07/04/2020	06/16/2020	0
G. Tanury Plating Company	Other	01/30/2020	02/14/2020	02/18/2020	4

**User Requirements  
Field's Point - 2020**

<b>Company Name</b>	<b>Submittal</b>	<b>Issue Date</b>	<b>Due Date</b>	<b>Received Date</b>	<b>Days Late</b>
G. Tanury Plating Company	Other	11/19/2020	12/15/2020	12/10/2020	0
Ga-Rel Manufacturing Company	Permit Application	12/09/2020	01/07/2021	01/12/2021	5
Ga-Rel Manufacturing Company	Permit Application Fee	12/09/2020	01/07/2021	01/12/2021	5
Golden Crest Nursing Centre	Permit Application	12/04/2020	01/03/2021	12/22/2020	0
Golden Crest Nursing Centre	Permit Application Fee	12/04/2020	01/03/2021	12/22/2020	0
Golden Pot, Inc.	Permit Application Fee	10/26/2020	11/25/2020	11/19/2020	0
Golden Pot, Inc.	Permit Application	10/26/2020	11/25/2020	11/19/2020	0
Gotham Greens Providence, LLC	Install Sample Location	03/25/2020	04/20/2020	04/16/2020	0
Gotham Greens Providence, LLC	Analytical Results for _____	11/24/2020	12/31/2020	12/21/2020	0
Gotham Greens Providence, LLC	Sign & Return Report	11/30/2020	12/31/2020	12/21/2020	0
Gracie's Ventures	Permit Application	08/13/2020	09/15/2020	11/16/2020	62
Gracie's Ventures	Permit Application Fee	08/13/2020	09/15/2020	11/16/2020	62
Granitec	Spill Control Plan	02/13/2020	03/13/2020	05/08/2020	56
Greater Providence Donuts LLC	Permit Application	08/06/2020	09/10/2020	11/02/2020	53
Greater Providence Donuts LLC	Permit Application Fee	08/06/2020	09/10/2020	11/02/2020	53
Green Apple	Permit Application Fee	04/28/2020	07/15/2020	08/20/2020	36
Green Apple	Permit Application	04/28/2020	07/15/2020	08/20/2020	36
Green Basil Thai Restaurant	Permit Application	12/16/2020	01/16/2021		33
Green Basil Thai Restaurant	Permit Application Fee	12/16/2020	01/16/2021		33
Greystone Auto Center	Permit Application	05/06/2020	06/05/2020	06/15/2020	10
Greystone Auto Center	Permit Application Fee	05/06/2020	06/05/2020	06/15/2020	10
Grieco Family Holding Co, LLC	Pretreatment Plans	05/14/2020	06/12/2020	07/16/2020	34
Grieco Family Holding Co, LLC	Permit Application Fee	05/14/2020	06/12/2020	06/11/2020	0
Grieco Family Holding Co, LLC	Permit Application	05/14/2020	06/12/2020	06/11/2020	0
Haven Brothers Diner	Permit Application	07/06/2020	08/10/2020	08/18/2020	8
Haven Brothers Diner	Permit Application Fee	07/06/2020	08/10/2020	09/15/2020	36
Hometown Health	Permit Application	09/24/2020	10/24/2020	03/31/2021	158
Housing Authority of the City of Prov.	Permit Application Fee	12/04/2020	01/03/2021	01/25/2021	22
Housing Authority of the City of Prov.	Permit Application	12/04/2020	01/03/2021	01/25/2021	22
Hudson Services, Inc.	Permit Application Fee	02/19/2020	06/30/2020	06/29/2020	0
Hudson Services, Inc.	Permit Application	02/19/2020	06/30/2020	06/29/2020	0
Hudson Services, Inc.	Permit Application	02/19/2020	03/31/2020	06/30/2020	91
Hurd Auto Mall LLC	Resampling Results for _____	05/21/2020	07/16/2020	07/27/2020	11
Ideal Plating & Polishing Co., Inc.	Sign & Return Report	03/04/2020	03/31/2020	03/19/2020	0
International Insignia Corporation	Permit Application Fee	04/23/2020	05/22/2020	05/27/2020	5
International Insignia Corporation	Permit Application	04/23/2020	05/22/2020	05/27/2020	5
Ira Green, Inc.	Resampling Results for _____	01/08/2020	02/28/2020	02/18/2020	0
Ira Green, Inc.	Other	01/30/2020	02/14/2020	02/06/2020	0
Ira Green, Inc.	Analytical Results for _____	06/01/2020	07/15/2020	06/11/2020	0
Ira Green, Inc.	Sign & Return Report	06/09/2020	07/15/2020	06/18/2020	0
J & M Convenience Store	Permit Application Fee	02/20/2020	03/20/2020	04/17/2020	28
J & M Convenience Store	Permit Application	02/20/2020	03/20/2020	04/17/2020	28
J & W - Taco Center Criminalistics Lab	Permit Application	05/21/2020	06/19/2020	07/27/2020	38
J & W - Taco Center Criminalistics Lab	Permit Application Fee	05/21/2020	06/19/2020	07/27/2020	38
J & W University	Permit Application	03/31/2020	05/31/2020	04/27/2020	0
J & W University	Permit Application Fee	03/31/2020	05/31/2020	04/27/2020	0
J & W University	Process Plans	03/31/2020	05/31/2020	04/27/2020	0
JL's Dana's Sports Lounge	Permit Application Fee	07/09/2020	08/08/2020	12/21/2020	135
JL's Dana's Sports Lounge	Permit Application	07/09/2020	08/08/2020	12/21/2020	135
JLC Foods, Inc.	Permit Application Fee	07/07/2020	08/06/2020	09/14/2020	39
JLC Foods, Inc.	Permit Application	07/07/2020	08/06/2020	09/10/2020	35
JPL Enterprises, LLC	Permit Application Fee	07/09/2020	08/07/2020	11/23/2020	108
JPL Enterprises, LLC	Permit Application	07/09/2020	08/07/2020	11/23/2020	108
JRB LLC	Permit Application Fee	02/11/2020	03/12/2020	06/04/2020	84
Jacky's Galaxy Providence	Permit Application	12/14/2020	01/14/2021		35
Jacky's Galaxy Providence	Permit Application Fee	12/16/2020	01/16/2021		33
Joest LLC	Permit Application	10/28/2020	11/26/2020	01/11/2021	46
Joest LLC	Permit Application Fee	10/28/2020	11/26/2020	01/11/2021	46

**User Requirements  
Field's Point - 2020**

<b>Company Name</b>	<b>Submittal</b>	<b>Issue Date</b>	<b>Due Date</b>	<b>Received Date</b>	<b>Days Late</b>
Johnston Public Schools	Permit Application	04/23/2020	05/22/2020	07/16/2020	55
Johnston Public Schools	Permit Application Fee	04/23/2020	05/22/2020	06/17/2020	26
Johnston Senior Center	Permit Application Fee	12/04/2020	01/03/2021	12/24/2020	0
Johnston Senior Center	Permit Application	12/04/2020	01/03/2021	12/24/2020	0
Johnston Taco, LLC	Permit Application Fee	03/04/2020	03/05/2020	04/04/2020	30
Johnston Taco, LLC	Permit Application Fee	03/05/2020	04/04/2020	06/11/2020	68
Johnston Taco, LLC	Permit Application	03/05/2020	04/04/2020	06/11/2020	68
Ken Rocha Collision, LLC	Permit Application	01/16/2020	02/15/2020	03/10/2020	24
Ken Rocha Collision, LLC	Permit Application Fee	01/16/2020	02/15/2020	03/10/2020	24
L.N.P. Enterprises, Inc.	Permit Application	12/08/2020	01/07/2021		42
L.N.P. Enterprises, Inc.	Permit Application Fee	12/08/2020	01/07/2021		42
L/M Taco RI	Permit Application	08/13/2020	09/15/2020	08/31/2020	0
L/M Taco RI	Permit Application Fee	08/13/2020	09/15/2020	08/31/2020	0
LCP Providence Hotel Investment	Permit Application	12/04/2020	01/03/2021		46
LCP Providence Hotel Investment	Permit Application Fee	12/04/2020	01/03/2021		46
La Artesa Bakery Inc.	Sign & Return Report	11/19/2020	12/10/2020	12/04/2020	0
La Excelencia Restaurant	Permit Application	01/21/2020	02/17/2020	02/24/2020	7
La Excelencia Restaurant	Permit Application Fee	01/21/2020	02/17/2020	02/24/2020	7
La Excelencia Restaurant	Process Plans	01/21/2020	02/17/2020	02/24/2020	7
La Familia Restaurant	Permit Application	12/14/2020	01/10/2021	01/08/2021	0
La Familia Restaurant	Permit Application Fee	12/14/2020	01/10/2021	01/08/2021	0
La Mei Hot Pot	Permit Application Fee	07/08/2020	08/06/2020	11/12/2020	98
La Mei Hot Pot	Permit Application	07/08/2020	08/06/2020	11/05/2020	91
La Sonrisa Cafeteria Restaurant	Permit Application Fee	07/13/2020	08/12/2020	08/14/2020	2
La Sonrisa Cafeteria Restaurant	Permit Application	07/15/2020	08/14/2020	12/10/2020	118
LaSalle Donuts Inc.	Permit Application	02/14/2020	03/31/2020	04/24/2020	24
LaSalle Donuts Inc.	Permit Application Fee	02/14/2020	03/31/2020	02/27/2020	0
Laundromax	Permit Application Fee	07/27/2020	08/31/2020	11/23/2020	84
Laundromax - 1315 Broad Street, LLC	Permit Application	07/27/2020	08/31/2020	08/31/2020	0
Laundromax - 1315 Broad Street, LLC	Permit Application Fee	07/27/2020	08/31/2020	11/23/2020	84
Lena Karkalas, DDS	Permit Application Fee	01/23/2020	02/29/2020	01/30/2020	0
Lena Karkalas, DDS	Permit Application	01/23/2020	02/29/2020	01/30/2020	0
Lena Karkalas, DDS	Pretreatment Plans	10/30/2020	12/31/2020		49
Li Li Wok	Permit Application Fee	07/09/2020	08/08/2020	09/30/2020	53
Li Li Wok	Permit Application	07/09/2020	08/08/2020	09/30/2020	53
Lighthouse Restaurant, Inc.	Permit Application Fee	02/19/2020	03/31/2020	04/08/2020	8
Lighthouse Restaurant, Inc.	Permit Application	02/19/2020	03/31/2020	04/08/2020	8
Little Tokyo	Permit Application	04/15/2020	05/15/2020	01/22/2021	252
Little Tokyo	Process Plans	04/15/2020	05/15/2020	01/22/2021	252
Little Tokyo	Permit Application Fee	04/15/2020	05/15/2020	01/22/2021	252
Los Andes Restaurant	Permit Application	11/03/2020	12/07/2020	01/20/2021	44
Los Andes Restaurant	Permit Application Fee	11/03/2020	12/07/2020	01/20/2021	44
Mahr, Inc	Permit Application Fee	09/15/2020	10/16/2020	10/08/2020	0
Mahr, Inc.	Permit Application	09/15/2020	10/20/2020	10/09/2020	0
Mainelli Tool & Die, Inc.	Permit Application	10/20/2020	11/20/2020	10/30/2020	0
Mainelli Tool & Die, Inc.	Permit Application Fee	10/20/2020	11/20/2020	10/30/2020	0
Mark Pochebit, DMD	Permit Application Fee	01/23/2020	02/29/2020	02/27/2020	0
Mark Pochebit, DMD	Permit Application	01/23/2020	02/29/2020	02/24/2020	0
McAllister Towing of Narragansett Bay	Permit Application	03/30/2020	04/30/2020	04/15/2020	0
McAllister Towing of Narragansett Bay	Permit Application Fee	03/31/2020	04/29/2020	04/15/2020	0
McBride's Pub	Permit Application Fee	12/08/2020	01/07/2021	01/07/2021	0
McBride's Pub	Permit Application	12/08/2020	01/07/2021	01/07/2021	0
Mekong Market	Permit Application	08/17/2020	09/17/2020	12/22/2020	96
Mekong Market	Permit Application Fee	08/17/2020	09/17/2020	01/20/2021	125
Merengue Restaurant	Process Plans	01/21/2020	02/17/2020	04/14/2020	57
Merengue Restaurant	Permit Application	01/21/2020	02/17/2020	02/19/2020	2
Merengue Restaurant	Permit Application Fee	01/21/2020	02/17/2020	02/19/2020	2
Mike's Pizza, LLC	Permit Application Fee	09/23/2020	01/31/2021		18



**User Requirements  
Field's Point - 2020**

<b>Company Name</b>	<b>Submittal</b>	<b>Issue Date</b>	<b>Due Date</b>	<b>Received Date</b>	<b>Days Late</b>
Mike's Pizza, LLC	Permit Application	09/23/2020	01/31/2021		18
Moniker Brewery	Permit Application	09/16/2020	10/31/2020	10/26/2020	0
Moniker Brewery	Permit Application Fee	09/16/2020	10/31/2020	11/19/2020	19
Moniker Brewery	Process Plans	09/16/2020	10/31/2020	10/26/2020	0
Moniker Brewery	Spill Control Plan	12/08/2020	01/07/2021	01/07/2021	0
Moody Machine Products, Inc.	Sign & Return Report	12/01/2020	12/27/2020	12/18/2020	0
Moses Brown School	Resampling Results for _____	05/08/2020	06/19/2020	08/05/2020	47
Motekim	Pretreatment Plans	01/22/2020	02/21/2020	02/19/2020	0
Mr. Biggs Saloon	Permit Application	07/27/2020	08/31/2020	08/17/2020	0
Mr. Biggs Saloon	Permit Application Fee	07/27/2020	08/31/2020	08/17/2020	0
Nabsys 2.0 LLC	Permit Application Fee	04/24/2020	05/25/2020	05/20/2020	0
Nabsys 2.0 LLC	Permit Application	04/24/2020	05/22/2020	05/20/2020	0
Narr. Electric Co.-Vault Op.-FP	Permit Application Fee	01/17/2020	02/17/2020	03/02/2020	14
Narr. Electric Co.-Vault Op.-FP	Permit Application	01/17/2020	02/17/2020	02/12/2020	0
Narragansett Jewelry	Permit Application Fee	08/04/2020	09/03/2020	09/07/2020	4
Narragansett Jewelry	Permit Application	08/04/2020	09/03/2020	09/01/2020	0
Northland Environmental LLC	Permit Application	06/04/2020	07/03/2020	06/30/2020	0
Northland Environmental LLC	Permit Application Fee	06/04/2020	07/03/2020	07/30/2020	27
Oberlin	Permit Application	07/13/2020	08/12/2020	07/27/2020	0
Oberlin	Permit Application Fee	07/13/2020	08/12/2020	07/27/2020	0
Orbit Energy Rhode Island, LLC	Other	08/21/2020	09/30/2020	09/30/2020	0
Orbit Energy Rhode Island, LLC	Analytical Results for _____	09/28/2020	11/15/2020	11/06/2020	0
Orbit Energy Rhode Island, LLC	Permit Application	12/03/2020	01/31/2021		18
Orbit Energy Rhode Island, LLC	Permit Application Fee	12/03/2020	01/31/2021		18
P.F. Chang's China Bistro, Inc.	Permit Application Fee	07/30/2020	08/29/2020	10/09/2020	41
P.F. Chang's China Bistro, Inc.	Permit Application	07/30/2020	08/29/2020	10/09/2020	41
PG Foods Inc.	Permit Application Fee	05/15/2020	06/22/2020	05/28/2020	0
PG Foods Inc.	Permit Application	05/15/2020	06/22/2020	05/28/2020	0
Paris Bistro	Process Plans	01/21/2020	02/20/2020	01/21/2020	0
Paris Bistro	Permit Application	01/21/2020	02/20/2020	01/21/2020	0
Paris Bistro	Permit Application Fee	01/21/2020	02/20/2020	01/21/2020	0
Periodontics, Inc.	Permit Application Fee	01/08/2020	02/07/2020	02/10/2020	3
Periodontics, Inc.	Permit Application	01/08/2020	02/07/2020	02/10/2020	3
Persimmon Restaurant, LLC	Permit Application Fee	10/26/2020	11/25/2020	11/09/2020	0
Persimmon Restaurant, LLC	Permit Application	10/26/2020	11/25/2020	11/09/2020	0
Pierce Manor	Permit Application	07/09/2020	08/07/2020	08/17/2020	10
Pierce Manor	Permit Application Fee	07/09/2020	08/07/2020	08/17/2020	10
Pizza J	Permit Application	12/16/2020	01/16/2021		33
Pizza J	Permit Application Fee	12/16/2020	01/16/2021		33
Pizza Queen - Weybosset Street	Permit Application	12/02/2020	01/01/2021	01/07/2021	6
Pizza Queen - Weybosset Street	Permit Application Fee	12/02/2020	01/01/2021	01/07/2021	6
Pocasset Preservation Associates, LP	Permit Application	02/18/2020	03/10/2020	08/28/2020	171
Pocasset Preservation Associates, LP	Permit Application Fee	02/18/2020	03/10/2020	04/06/2020	27
Price Rite	Sign & Return Report	02/18/2020	03/14/2020	02/24/2020	0
Price Rite	Resampling Results for _____	12/10/2020	02/05/2021		13
Princess and Sons Three, LLC	Permit Application	08/05/2020	09/04/2020	08/19/2020	0
Princess and Sons Three, LLC	Permit Application Fee	08/05/2020	09/04/2020	08/19/2020	0
Providence College	Permit Application Fee	08/06/2020	09/15/2020	09/08/2020	0
Providence College - Ceramics	Permit Application	01/16/2020	02/14/2020	01/29/2020	0
Providence College - Ceramics	Permit Application Fee	01/16/2020	02/14/2020	01/29/2020	0
Providence College - Hunt-Cavanagh	Resampling Results for _____	03/05/2020	04/24/2020	04/27/2020	3
Providence College - Hunt-Cavanagh	Resampling Results for _____	05/01/2020	10/30/2020	12/04/2020	35
Providence College-Ryan Center for Business Studies	Permit Application	10/05/2020	11/04/2020	10/20/2020	0
Providence College-Ryan Center for Business Studies	Permit Application Fee	10/05/2020	11/04/2020	11/09/2020	5
Providence Community Health Clinic	Permit Application	03/20/2020	07/31/2020	08/20/2020	20
Providence Community Health Clinic	Permit Application Fee	03/20/2020	07/31/2020	08/20/2020	20
Providence Community Health Clinic	Pretreatment Plans	10/30/2020	11/30/2020		80
Providence School Department	Permit Application	07/14/2020	08/13/2020	12/16/2020	125

**User Requirements  
Field's Point - 2020**

<b>Company Name</b>	<b>Submittal</b>	<b>Issue Date</b>	<b>Due Date</b>	<b>Received Date</b>	<b>Days Late</b>
Providence School Department	Permit Application Fee	07/14/2020	08/13/2020	01/15/2021	155
Providence Schools	Permit Application Fee	07/13/2020	08/12/2020	09/15/2020	34
Providence Schools	Permit Application	07/15/2020	08/14/2020	10/30/2020	77
Providence Specialty Products, LLC	Resampling Results for _____	01/08/2020	02/05/2020	01/21/2020	0
Providence Specialty Products, LLC	Resampling Results for _____	01/22/2020	02/19/2020	02/12/2020	0
Providence Specialty Products, LLC	Resampling Results for _____	02/13/2020	03/11/2020	04/01/2020	21
Providence Specialty Products, LLC	Resampling Results for _____	04/02/2020	04/23/2020	05/20/2020	27
Providence Specialty Products, LLC	Resampling Results for _____	05/20/2020	06/15/2020	09/22/2020	99
Providence Specialty Products, LLC	Resampling Results for _____	09/25/2020	10/15/2020	11/27/2020	43
Providence Specialty Products, LLC	Resampling Results for _____	12/01/2020	12/22/2020	01/13/2021	22
R.I. Beef & Veal, Inc	Chain of Custody Documentation	01/30/2020	02/07/2020	02/10/2020	3
R.I. Beef & Veal, Inc	Analytical Results for _____	10/21/2020	11/30/2020	11/30/2020	0
R.I.P.T.A. - 705 Elmwood	Permit Application Fee	02/10/2020	03/11/2020	02/21/2020	0
R.I.P.T.A. - 705 Elmwood	Permit Application	02/10/2020	03/11/2020	02/21/2020	0
R.I.P.T.A. - 750 Elmwood	Permit Application	05/11/2020	06/10/2020	07/16/2020	36
R.I.P.T.A. - 750 Elmwood	Permit Application Fee	05/11/2020	06/10/2020	07/16/2020	36
R.I.P.T.A.-269 Melrose	Permit Application Fee	02/10/2020	03/11/2020	02/21/2020	0
R.I.P.T.A.-269 Melrose	Permit Application	02/10/2020	03/11/2020	02/21/2020	0
RI Heat Treating LLC	Spill Control Plan	04/22/2020	05/22/2020	06/05/2020	14
RI Heat Treating LLC	Toxic Organic/Solvent Mgt Plan	04/22/2020	05/22/2020	06/05/2020	14
RI Heat Treating LLC	Spill Control Plan	06/01/2020	06/30/2020	06/29/2020	0
RISD - College Building	Permit Application	07/13/2020	08/12/2020	08/05/2020	0
RISD - College Building	Permit Application Fee	07/13/2020	08/12/2020	08/05/2020	0
RISD - Museum	Permit Application Fee	10/20/2020	11/19/2020	11/19/2020	0
RISD - Museum	Permit Application	10/20/2020	11/19/2020	11/05/2020	0
RVS Mfg. Co.	Signed Permit	02/27/2020	04/01/2020	04/15/2020	14
Regency Plaza	Permit Application Fee	12/08/2020	01/02/2021	01/21/2021	19
Regency Plaza	Permit Application	12/08/2020	01/02/2021	02/09/2021	38
Rhode Island Chemical Corporation	Permit Application	02/11/2020	03/11/2020	04/09/2020	29
Rhode Island Chemical Corporation	Permit Application Fee	02/11/2020	03/11/2020	04/09/2020	29
Rhode Island College - Connection 1	Permit Application Fee	02/12/2020	03/12/2020	03/25/2020	13
Rhode Island College - Connection 2	Permit Application Fee	02/12/2020	03/12/2020	03/25/2020	13
Rhode Island College - Connection 2	Resampling Results for _____	12/22/2020	02/03/2021	01/04/2021	0
Rhode Island College - Connection 3	Permit Application	12/16/2020	01/16/2021		33
Rhode Island College - Connection 3	Permit Application Fee	12/16/2020	01/16/2021		33
Rhode Island Donuts LLC	Permit Application Fee	07/13/2020	08/12/2020	11/16/2020	96
Rhode Island Donuts LLC	Permit Application	07/15/2020	08/14/2020	11/16/2020	94
Rhode Island Resource Recovery Corp.	Resampling Results for _____	06/30/2020	08/21/2020	07/23/2020	0
Rhode Island Resource Recovery Corp.	Resampling Results for _____	06/30/2020	08/21/2020	07/23/2020	0
Rhode Rockets Inc.	Permit Application Fee	03/05/2020	04/04/2020	05/26/2020	52
Rhode Rockets Inc.	Permit Application	03/05/2020	04/04/2020	05/26/2020	52
Roger Williams Zoo	Permit Application Fee	08/14/2020	09/13/2020	11/23/2020	71
Roger Williams Zoo	Permit Application Fee	08/14/2020	09/13/2020	11/23/2020	71
Roger Williams Zoo	Permit Application	08/17/2020	09/13/2020	11/23/2020	71
Roger Williams Zoo	Permit Application	08/17/2020	09/16/2020	11/23/2020	68
Roger Williams Zoo - Carousel Cafe	Permit Application	12/04/2020	01/03/2021	01/20/2021	17
Roger Williams Zoo - Carousel Cafe	Permit Application Fee	12/04/2020	01/03/2021	01/20/2021	17
S&D Eddy, LLC	Permit Application	07/20/2020	08/31/2020	08/06/2020	0
S&D Eddy, LLC	Permit Application Fee	07/20/2020	08/31/2020	08/06/2020	0
S.B. Winsor Dairy	Permit Application	08/13/2020	09/14/2020	12/02/2020	79
S.B. Winsor Dairy	Permit Application Fee	08/13/2020	09/14/2020	12/02/2020	79
SC Providence	Process Plans	04/09/2020	05/11/2020		283
Sage Manufacturing Company, Inc.	Permit Application Fee	04/23/2020	05/22/2020	05/14/2020	0
Sage Manufacturing Company, Inc.	Permit Application	04/23/2020	05/22/2020	05/14/2020	0
Saki's Pizzeria	Permit Application	07/23/2020	08/31/2020	08/06/2020	0
Saki's Pizzeria	Permit Application Fee	07/23/2020	08/31/2020	08/06/2020	0
Sans Gluten Artisan Bakery	Sign & Return Report	07/29/2020	11/30/2020		80
Sea Coast Investment Corp	Permit Application Fee	08/06/2020	09/05/2020	08/19/2020	0

**User Requirements  
Field's Point - 2020**

<b>Company Name</b>	<b>Submittal</b>	<b>Issue Date</b>	<b>Due Date</b>	<b>Received Date</b>	<b>Days Late</b>
Sea Coast Investment Corp	Permit Application	08/06/2020	09/05/2020	08/19/2020	0
Serendipity Heaven	Permit Application	07/23/2020	08/31/2020	08/12/2020	0
Serendipity Heaven	Permit Application Fee	07/23/2020	08/31/2020	08/12/2020	0
Shaw's Supermarket Store #7443	Engineering Study	06/01/2020	08/31/2020	08/21/2020	0
Shore's Market, Inc.	Resampling Results for _____	04/24/2020	06/30/2020	06/08/2020	0
Smith Street Little Caesars LLC	Permit Application Fee	12/14/2020	01/14/2021		35
Smith Street Little Caesars LLC	Permit Application	12/14/2020	01/14/2021		35
St. Patrick Academy	Permit Application Fee	02/19/2020	06/30/2020	06/26/2020	0
St. Patrick Academy	Permit Application	02/19/2020	06/30/2020	06/26/2020	0
St. Patrick Academy	Pretreatment Plans	02/19/2020	06/30/2020	06/26/2020	0
St. Patrick Academy	Pretreatment Plans	08/20/2020	10/02/2020	10/22/2020	20
Stop & Shop Supermarket #724	Permit Application	03/05/2020	05/31/2020	05/26/2020	0
Stop & Shop Supermarket #724	Permit Application Fee	03/05/2020	05/31/2020	05/26/2020	0
Stop & Shop Supermarket #725	Permit Application	03/19/2020	05/31/2020	05/26/2020	0
Stop & Shop Supermarket #725	Permit Application Fee	03/19/2020	05/31/2020	05/26/2020	0
Sur La Table	Permit Application	01/08/2020	02/07/2020	04/16/2020	69
Sur La Table	Permit Application Fee	01/08/2020	02/07/2020	04/16/2020	69
Sura 153, Inc.	Permit Application	11/03/2020	12/07/2020	11/25/2020	0
Sura 153, Inc.	Permit Application Fee	11/03/2020	12/07/2020	11/25/2020	0
Surface Coatings, LLC	Process Plans	10/28/2020	11/30/2020	11/06/2020	0
Swash Autowash, LLC	Permit Application Fee	10/20/2020	11/19/2020	12/14/2020	25
Swash Autowash, LLC	Permit Application	10/20/2020	11/19/2020	12/14/2020	25
Swash Autowash, LLC	Permit Application Fee	12/16/2020	01/18/2021	01/04/2021	0
Swash Autowash, LLC	Permit Application	12/16/2020	01/18/2021	01/04/2021	0
T&W Chinese Restaurant, Inc	Permit Application Fee	03/05/2020	04/04/2020	03/09/2020	0
T&W Chinese Restaurant, Inc	Permit Application	03/05/2020	04/04/2020	03/09/2020	0
T.J.N. Restaurant, Inc.	Permit Application Fee	10/26/2020	12/18/2020	12/11/2020	0
T.J.N. Restaurant, Inc.	Permit Application	10/26/2020	12/18/2020	12/11/2020	0
The Family Cake, LLC	Resampling Results for _____	05/04/2020	07/03/2020	02/02/2021	214
The Grande LLC	Permit Application	12/14/2020	01/14/2021	02/05/2021	22
The Grange	Permit Application Fee	02/19/2020	03/31/2020	03/20/2020	0
The Grange	Permit Application	02/19/2020	03/31/2020	03/20/2020	0
The Sandwich Hut	Permit Application Fee	11/09/2020	12/09/2020	11/19/2020	0
The Sandwich Hut	Permit Application	11/09/2020	12/09/2020	11/19/2020	0
The Small Point Cafe	Permit Application Fee	07/13/2020	08/12/2020	09/10/2020	29
The Small Point Cafe	Permit Application	07/15/2020	08/14/2020	09/10/2020	27
Tool Time	Permit Application	10/26/2020	11/25/2020	11/23/2020	0
Tool Time	Permit Application Fee	10/26/2020	11/25/2020	11/23/2020	0
Tortilleria el Quetzal	Permit Application Fee	07/23/2020	08/31/2020	08/06/2020	0
Tortilleria el Quetzal	Permit Application	07/23/2020	08/31/2020	08/06/2020	0
Tower Manufacturing Corp.	Permit Application Fee	05/11/2020	06/10/2020	06/03/2020	0
Tower Manufacturing Corp.	Permit Application	05/11/2020	06/10/2020	06/03/2020	0
Town of Johnston	Permit Application	07/13/2020	08/12/2020	09/03/2020	22
Town of Johnston	Permit Application Fee	07/13/2020	08/12/2020	09/03/2020	22
Tri-County Community Action	Permit Application Fee	01/23/2020	02/29/2020	03/04/2020	4
Tri-County Community Action	Permit Application	01/23/2020	02/29/2020	02/25/2020	0
Tri-Jay Company	Sign & Return Report	06/09/2020	07/15/2020	06/30/2020	0
Trinity Brewhouse	Permit Application Fee	04/28/2020	05/27/2020	08/20/2020	85
Trinity Brewhouse	Permit Application	04/28/2020	05/27/2020	08/20/2020	85
Twin's Pizza, Inc.	Permit Application	02/12/2020	03/31/2020	04/10/2020	10
Twin's Pizza, Inc.	Permit Application Fee	02/12/2020	03/31/2020	04/10/2020	10
Unique Plating Company	Other	01/28/2020	02/28/2020	02/28/2020	0
Unique Plating Company	Resampling Results for _____	12/02/2020	01/22/2021	01/11/2021	0
Unique Plating Company	Resampling Results for _____	12/02/2020	01/22/2021	01/11/2021	0
Urban Greens	Resampling Results for _____	11/17/2020	01/08/2021		41
V-Mart	Permit Application	12/02/2020	01/01/2021	12/24/2020	0
V-Mart	Permit Application Fee	12/02/2020	01/01/2021	12/24/2020	0
Viva Mexico Cantina	Permit Application Fee	12/22/2020	01/22/2021		27

**User Requirements  
Field's Point - 2020**

<b>Company Name</b>	<b>Submittal</b>	<b>Issue Date</b>	<b>Due Date</b>	<b>Received Date</b>	<b>Days Late</b>
Viva Mexico Cantina	Permit Application	12/22/2020	01/22/2021		27
Warwick Poultry Company Inc.	Permit Application	07/06/2020	08/10/2020	07/22/2020	0
Warwick Poultry Company Inc.	Permit Application Fee	07/06/2020	08/10/2020	07/20/2020	0
Weng and Jiang LLC	Permit Application	01/16/2020	02/15/2020	07/16/2020	152
Weng and Jiang LLC	Permit Application Fee	01/16/2020	02/15/2020	07/16/2020	152
Wes' Rib House	Permit Application	07/23/2020	08/31/2020	09/22/2020	22
Wes' Rib House	Permit Application Fee	07/23/2020	08/31/2020	09/24/2020	24
West Fountain, LLC	Permit Application	12/02/2020	01/01/2021		48
West Fountain, LLC	Permit Application Fee	12/02/2020	01/01/2021		48
Whatts, LLC	Permit Application	10/20/2020	12/15/2020		65
Whatts, LLC	Permit Application Fee	11/20/2020	12/15/2020		65
Women & Infants' Hospital	Resampling Results for _____	05/13/2020	06/03/2020	06/04/2020	1
Women & Infants' Hospital	Resampling Results for _____	06/05/2020	06/30/2020	06/24/2020	0
Wong's Kitchen	Permit Application Fee	03/05/2020	04/03/2020	08/17/2020	136
Wong's Kitchen	Permit Application	03/05/2020	04/03/2020	08/17/2020	136
YLD Management Inc	Permit Application	12/14/2020	01/14/2021	02/09/2021	26
YLD Management Inc	Permit Application Fee	12/16/2020	01/16/2021	02/09/2021	24
Yang's Restaurant	Permit Application	07/23/2020	08/31/2020	10/02/2020	32
Yang's Restaurant	Permit Application Fee	07/23/2020	08/31/2020	10/02/2020	32

***USER LATE REPORTS***

***BUCKLIN POINT***

**User Late Reports  
Bucklin Point - 2020**

Company Name	Report Type	Sample Location	Month/Year Satisfied	Sample Type	Sample Date	Due Date	Received Date	Days Late
3 Flags Bakery	Sample	#1	MAR-2020	Grab	05/20/2020	04/30/2020	06/26/2020	57
3 Flags Bakery	Sample	#1	SEP-2020	Grab	01/20/2021	10/30/2020	02/10/2021	103
9W Halo OpCo L.P.	pH	#1	JAN-2020	pH	N/A	03/01/2020	03/20/2020	19
9W Halo OpCo L.P.	pH	#1	MAR-2020	pH	N/A	04/30/2020	05/11/2020	11
9W Halo OpCo L.P.	Sample	#1	APR-2020	Composite	04/13/2020	05/30/2020	06/23/2020	24
9W Halo OpCo L.P.	pH	#1	APR-2020	pH	N/A	05/30/2020	06/08/2020	9
9W Halo OpCo L.P.	pH	#1	JUN-2020	pH	N/A	07/30/2020	08/24/2020	25
9W Halo OpCo L.P.	Sample	#1	AUG-2020	Grab	08/18/2020	09/30/2020	10/30/2020	30
9W Halo OpCo L.P.	pH	#1	AUG-2020	pH	N/A	09/30/2020	10/16/2020	16
9W Halo OpCo L.P.	pH	#1	OCT-2020	pH	N/A	11/30/2020	12/07/2020	7
9W Halo OpCo L.P.	pH	#1	NOV-2020	pH	N/A	12/30/2020	01/11/2021	12
Accent Plating Company	pH	#1	JUN-2020	pH	N/A	07/30/2020	08/06/2020	7
Accent Plating Company	pH	#1	NOV-2020	pH	N/A	12/30/2020	12/31/2020	1
Accent Plating Company	pH	#1	DEC-2020	pH	N/A	01/30/2021	02/01/2021	2
Accu-Care Supply	Sample	#1	JUL-2020	Grab	07/29/2020	08/30/2020	08/31/2020	1
Accu-Care Supply	pH	#1	JUL-2020	pH	N/A	08/30/2020	08/31/2020	1
Air Filtration Systems	Zero Discharge Certification	N/A	APR-2020	N/A	N/A	05/30/2020	06/08/2020	9
Air Filtration Systems	Zero Discharge Certification	N/A	OCT-2020	N/A	N/A	11/30/2020	12/18/2020	18
Alves and Sons Bakery	Sample	#1	APR-2020	Grab	06/08/2020	05/30/2020	06/15/2020	16
Alves and Sons Bakery	Sample	#1	OCT-2020	Grab	12/09/2020	11/30/2020	12/30/2020	30
Amica Mutual Insurance Co. - 25	Sample	#1	JAN-2020	Grab	01/10/2020	03/01/2020	03/30/2020	29
Amica Mutual Insurance Co.-100	Sample	#1	JAN-2020	Grab	01/10/2020	03/01/2020	03/30/2020	29
Armando & Sons Meat Market	Sample	#1	JAN-2020	Grab	04/03/2020	03/01/2020	05/26/2020	86
Armando & Sons Meat Market	Sample	#1	Jul-2020	Grab		08/30/2020		172
Bachini's Bakery	Sample	#1	MAY-2020	Grab	08/04/2020	06/30/2020	08/24/2020	55
Bachini's Bakery	Sample	#1	NOV-2020	Grab	12/20/2020	12/30/2020	01/13/2021	14
Benedict J. Ingegneri Jr. DMD PC Inc.	Dental BMP Certification	N/A	SEP-2020	N/A	N/A	10/30/2020	12/03/2020	34
BEST Engineered Surface Technologies, LLC	Sample	#1	NOV-2020	Grab	11/19/2020	12/30/2020	01/08/2021	9
BEST Engineered Surface Technologies, LLC	pH	#1	NOV-2020	pH	N/A	12/30/2020	01/08/2021	9
BEST Engineered Surface Technologies, LLC	pH	#1	DEC-2020	pH	N/A	01/30/2021	02/08/2021	9
Blackstone Market	Sample	#1	APR-2020	Grab	08/31/2020	05/30/2020	10/13/2020	136
Blackstone Market	Sample	#1	OCT-2020	Grab	01/06/2021	11/30/2020	01/25/2021	56
Blackstone Valley Community Health	Dental BMP Certification	N/A	MAY-2020	N/A	N/A	06/30/2020	07/23/2020	23
Bliss Manufacturing Co., Inc.	Sample	#1	JUN-2020	Composite	06/12/2020	07/30/2020	07/31/2020	1
Bliss Manufacturing Co., Inc.	Sample	#2	JUN-2020	Grab	06/12/2020	07/30/2020	07/31/2020	1

**User Late Reports  
Bucklin Point - 2020**

Company Name	Report Type	Sample Location	Month/Year Satisfied	Sample Type	Sample Date	Due Date	Received Date	Days Late
Bliss Manufacturing Co., Inc.	pH	#1	JUN-2020	pH	N/A	07/30/2020	07/31/2020	1
Bliss Manufacturing Co., Inc.	pH	#1	JUL-2020	pH	N/A	08/30/2020	08/31/2020	1
Bliss Manufacturing Co., Inc.	pH	#1	SEP-2020	pH	N/A	10/30/2020	11/06/2020	7
Boot Black	Sample	#1	APR-2020	Grab	04/01/2020	05/30/2020	06/22/2020	23
Boot Black	Sample	#1	OCT-2020	Grab	12/28/2020	11/30/2020	12/28/2020	28
BTP LLC	Sample	#1	JUL-2020	Grab	09/08/2020	08/30/2020	09/28/2020	29
C & P Enterprises	Sample	#1	Jan-2020	Grab		03/01/2020		354
C & P Enterprises	Sample	#1	Jul-2020	Grab		08/30/2020		172
Catanzaros Food Products, Inc.	Sample	#1	JAN-2020	Grab	04/13/2020	03/01/2020	04/30/2020	60
Cave, LLC	Sample	#1	OCT-2020	Grab	10/17/2020	11/30/2020	12/08/2020	8
Central Auto Radiator, Inc.	pH	#1	FEB-2020	pH	N/A	03/30/2020	04/01/2020	2
Central Auto Radiator, Inc.	pH	#1	MAR-2020	pH	N/A	04/30/2020	05/04/2020	4
Central Auto Radiator, Inc.	Sample	#1	APR-2020	Grab	04/30/2020	05/30/2020	06/05/2020	6
Central Auto Radiator, Inc.	pH	#1	MAY-2020	pH	N/A	06/30/2020	07/28/2020	28
Central Auto Radiator, Inc.	pH	#1	JUL-2020	pH	N/A	08/30/2020	09/08/2020	9
Central Auto Radiator, Inc.	pH	#1	SEP-2020	pH	N/A	10/30/2020	11/30/2020	31
Central Auto Radiator, Inc.	pH	#1	NOV-2020	pH	N/A	12/30/2020	01/19/2021	20
Central Falls Detention Facility Corp.	Dental BMP Certification	N/A	JUN-2020	N/A	N/A	07/30/2020	08/04/2020	5
Classsick Custom	Sample	#1	APR-2020	Grab	06/09/2020	05/30/2020	06/19/2020	20
Colbea Enterprises LLC	Sample	#1	JUL-2020	Grab	09/17/2020	08/30/2020	10/09/2020	40
Colonial Bakery	Sample	#1	Oct-2020	Grab		11/30/2020		80
Comfort Dental II	Dental BMP Certification	N/A	APR-2020	N/A	N/A	05/30/2020	07/15/2020	46
Continental Plastics & Packaging	Sample	#1	JAN-2020	Grab	01/20/2020	03/01/2020	03/10/2020	9
Continental Plastics & Packaging	Sample	#1	JAN-2020	Grab	02/07/2020	03/01/2020	03/10/2020	9
Continental Plastics & Packaging	Sample	#1	JAN-2020	Grab	02/14/2020	03/01/2020	03/10/2020	9
Continental Plastics & Packaging	Sample	#1	JAN-2020	Grab	02/21/2020	03/01/2020	03/10/2020	9
Continental Plastics & Packaging	Sample	#1	JAN-2020	Grab	02/28/2020	03/01/2020	03/10/2020	9
Continental Plastics & Packaging	Sample	#1	JUL-2020	Grab	07/23/2020	08/30/2020	09/04/2020	5
Creative Stone Countertops Inc.	Zero Discharge Certification	N/A	JUL-2020	N/A	N/A	08/30/2020	09/08/2020	9
Crooked Current Brewery	Sample	#1	APR-2020	Grab	06/22/2020	05/30/2020	07/09/2020	40
Crooked Current Brewery	Sample	#1	OCT-2020	Grab	10/19/2020	11/30/2020	12/07/2020	7
Crown Collision Center	Sample	#1	JAN-2020	Grab	01/24/2020	03/01/2020	03/05/2020	4
Crown Collision Center	Sample	#1	JUL-2020	Grab	07/17/2020	08/30/2020	09/03/2020	4
Dave's Marketplace	Sample	#1	JUL-2020	Grab	08/18/2020	08/30/2020	09/04/2020	5
Denison Acquisition Company, LLC	pH	#1	MAY-2020	pH	N/A	06/30/2020	07/02/2020	2

**User Late Reports  
Bucklin Point - 2020**

<b>Company Name</b>	<b>Report Type</b>	<b>Sample Location</b>	<b>Month/Year Satisfied</b>	<b>Sample Type</b>	<b>Sample Date</b>	<b>Due Date</b>	<b>Received Date</b>	<b>Days Late</b>
Denison Acquisition Company, LLC	pH	#1	SEP-2020	pH	N/A	10/30/2020	11/12/2020	13
Denison Acquisition Company, LLC	pH	#1	NOV-2020	pH	N/A	12/30/2020	01/08/2021	9
Dental Associates of Cumberland, Inc.	Dental BMP Certification	N/A	JAN-2020	N/A	N/A	03/01/2020	03/10/2020	9
Dental Group of Pawtucket	Dental BMP Certification	N/A	DEC-2019	N/A	N/A	01/30/2020	03/09/2020	39
DG Cafe & Bakery	Sample	#1	OCT-2020	Grab	11/30/2020	11/30/2020	12/11/2020	11
Diamond Hill Dental & Associates	Dental BMP Certification	N/A	JUN-2020	N/A	N/A	07/30/2020	08/06/2020	7
Dr. Anita N. Vasvani, D.M.D.	Dental BMP Certification	N/A	MAR-2020	N/A	N/A	04/30/2020	06/08/2020	39
Dupuis Oil	Sample	#1	APR-2020	Grab	04/27/2020	05/30/2020	06/16/2020	17
Dupuis Oil	Sample	#1	OCT-2020	Grab	10/21/2020	11/30/2020	01/22/2021	53
East Providence Fire Station #3	Sample	#1	JAN-2020	Grab	06/08/2020	03/01/2020	06/29/2020	120
East Providence Fire Station #3	Sample	#1	JUL-2020	Grab	09/17/2020	08/30/2020	10/13/2020	44
Ecological Fibers, Inc.	Sample	#1	APR-2020	Composite	06/09/2020	05/30/2020	06/19/2020	20
Ecological Fibers, Inc.	Sample	#1	APR-2020	Composite	06/10/2020	05/30/2020	06/19/2020	20
Ecological Fibers, Inc.	Sample	#1	APR-2020	Composite	06/11/2020	05/30/2020	06/19/2020	20
Ecological Fibers, Inc.	Sample	#1	APR-2020	Composite	06/12/2020	05/30/2020	06/19/2020	20
Eglantina Kica, D.M.D.	Dental BMP Certification	N/A	NOV-2020	N/A	N/A	12/30/2020	01/13/2021	14
El Salvador Bakery	Sample	#1	APR-2020	Grab	08/26/2020	05/30/2020	09/02/2020	95
El Salvador Bakery	Sample	#1	Oct-2020	Grab		11/30/2020		80
Everett Charles Tech Inc.	Zero Discharge Certification	N/A	SEP-2020	N/A	N/A	10/30/2020	11/16/2020	17
Finlay Extracts & Ingredients USA, Inc.	Sample	#1	APR-2020	Composite	07/07/2020	05/30/2020	07/31/2020	62
Finlay Extracts & Ingredients USA, Inc.	Sample	#1	JUL-2020	Composite	07/07/2020	08/30/2020	09/15/2020	16
Flor Di Brava	Sample	#1	APR-2020	Grab	06/26/2020	05/30/2020	07/09/2020	40
Flor Di Brava	Sample	#1	Oct-2020	Grab		11/30/2020		80
Foolproof Brewing Co., LLC	Sample	#1	JAN-2020	Grab	02/27/2020	03/01/2020	03/25/2020	24
Foolproof Brewing Co., LLC	Sample	#1	JUL-2020	Grab	08/31/2020	08/30/2020	09/15/2020	16
Frank Lizotte's Glass Co., Inc.	Zero Discharge Certification	N/A	APR-2020	N/A	N/A	05/30/2020	06/12/2020	13
Fully Rooted Juicery	Sample	#1	APR-2020	Grab	06/29/2020	05/30/2020	06/29/2020	30
Fully Rooted Juicery	Sample	#2	APR-2020	Grab	06/29/2020	05/30/2020	06/29/2020	30
Garden Meat Market, LLC	Sample	#2	Apr-2020	Grab		05/30/2020		264
Garden Meat Market, LLC	Sample	#2	Oct-2020	Grab		11/30/2020		80
General Cable Industries, LLC	Sample	#1	JUL-2020	Composite	08/27/2020	08/30/2020	09/15/2020	16
General Cable Industries, LLC	Sample	#1	JUL-2020	Composite	09/02/2020	08/30/2020	09/17/2020	18
General Cable Industries, LLC	Sample	#1	JUL-2020	Composite	09/09/2020	08/30/2020	09/22/2020	23
Guntis Sweets, LLC	Sample	#1	OCT-2020	Grab	12/18/2020	11/30/2020	01/04/2021	35
Harris Industries, Inc.	Sample	#1	APR-2020	Grab	04/01/2020	05/30/2020	06/22/2020	23



**User Late Reports  
Bucklin Point - 2020**

<b>Company Name</b>	<b>Report Type</b>	<b>Sample Location</b>	<b>Month/Year Satisfied</b>	<b>Sample Type</b>	<b>Sample Date</b>	<b>Due Date</b>	<b>Received Date</b>	<b>Days Late</b>
Harris Industries, Inc.	Zero Discharge Certification	N/A	APR-2020	N/A	N/A	05/30/2020	06/10/2020	11
Harris Industries, Inc.	Zero Discharge Certification	N/A	OCT-2020	N/A	N/A	11/30/2020	01/08/2021	39
Hasbro, Inc.	Sample	#1	APR-2020	Grab	04/01/2020	05/30/2020	09/16/2020	109
Hasbro, Inc.	Sample	#2	APR-2020	Grab	08/25/2020	05/30/2020	09/16/2020	109
HM Vincent, DMD, LLC	Dental BMP Certification	N/A	DEC-2019	N/A	N/A	01/30/2020	02/20/2020	21
Hope Global	Sample	#1	APR-2020	Composite	05/26/2020	05/30/2020	06/11/2020	12
Hope Global	Sample	#2	APR-2020	Grab	05/26/2020	05/30/2020	06/11/2020	12
Hope Global	Sample	#3	APR-2020	Grab	05/26/2020	05/30/2020	06/11/2020	12
Impact Custom Apparel, LLC	Sample	#1	APR-2020	Grab	06/17/2020	05/30/2020	06/29/2020	30
Impact Custom Apparel, LLC	Sample	#1	OCT-2020	Grab	10/26/2020	11/30/2020	12/15/2020	15
Ink Solution	Sample	#1	APR-2020	Grab	04/30/2020	05/30/2020	07/21/2020	52
Ink Solution	Sample	#1	OCT-2020	Grab	01/14/2021	11/30/2020	02/03/2021	65
Isle Brewers Guild	Sample	#1	JAN-2020	Composite	01/31/2020	03/01/2020	03/25/2020	24
Isle Brewers Guild	Sample	#1	APR-2020	Composite	04/30/2020	05/30/2020	06/09/2020	10
Isle Brewers Guild	pH	#1	JUL-2020	pH	N/A	08/30/2020	09/09/2020	10
Isle Brewers Guild	pH	#1	AUG-2020	pH	N/A	09/30/2020	10/01/2020	1
Isle Brewers Guild	pH	#1	SEP-2020	pH	N/A	10/30/2020	11/13/2020	14
Isle Brewers Guild	pH	#1	NOV-2020	pH	N/A	12/30/2020	01/26/2021	27
JAR Bakers Supply	Sample	#1	APR-2020	Grab	07/21/2020	05/30/2020	08/03/2020	65
JAR Bakers Supply	Sample	#1	OCT-2020	Grab	12/07/2020	11/30/2020	12/22/2020	22
JH Davis, LLC.	Zero Discharge Certification	N/A	JUL-2020	N/A	N/A	08/30/2020	09/30/2020	31
John Rocchio Corporation	Sample	#1	FEB-2020	Composite	02/01/2020	03/30/2020	04/06/2020	7
K&W Webbing Company	pH	#1	JAN-2020	pH	N/A	03/01/2020	03/06/2020	5
K&W Webbing Company	pH	#1	FEB-2020	pH	N/A	03/30/2020	04/07/2020	8
K&W Webbing Company	pH	#1	MAR-2020	pH	N/A	04/30/2020	05/05/2020	5
K&W Webbing Company	pH	#1	MAY-2020	pH	N/A	06/30/2020	07/10/2020	10
K&W Webbing Company	pH	#1	JUL-2020	pH	N/A	08/30/2020	09/03/2020	4
K&W Webbing Company	pH	#1	AUG-2020	pH	N/A	09/30/2020	10/02/2020	2
K&W Webbing Company	pH	#1	NOV-2020	pH	N/A	12/30/2020	01/07/2021	8
K&W Webbing Company	pH	#1	DEC-2020	pH	N/A	01/30/2021	02/02/2021	3
Kitchen & Counter Top Center of N.E.	Zero Discharge Certification	N/A	APR-2020	N/A	N/A	05/30/2020	06/29/2020	30
Kitchen & Counter Top Center of N.E.	Zero Discharge Certification	N/A	OCT-2020	N/A	N/A	11/30/2020	12/14/2020	14
Lincoln High School	Sample	#1	Sep-2020	Grab		10/30/2020		111
Lindbergh Auto Body, Inc.	Sample	#1	JAN-2020	Grab	03/06/2020	03/01/2020	03/16/2020	15
Lindsay Brislin, DMD	Dental BMP Certification	N/A	OCT-2020	N/A	N/A	11/30/2020	12/08/2020	8

**User Late Reports  
Bucklin Point - 2020**

<b>Company Name</b>	<b>Report Type</b>	<b>Sample Location</b>	<b>Month/Year Satisfied</b>	<b>Sample Type</b>	<b>Sample Date</b>	<b>Due Date</b>	<b>Received Date</b>	<b>Days Late</b>
Lydia A. Klufas, DDS	Dental BMP Certification	N/A	DEC-2019	N/A	N/A	01/30/2020	02/10/2020	11
M & M NY System	Sample	#1	JAN-2020	Grab	02/24/2020	03/01/2020	03/23/2020	22
M & M NY System	Sample	#1	JUL-2020	Grab	09/06/2020	08/30/2020	11/16/2020	78
MAG Ventures, Inc.	Sample	#1	APR-2020	Grab	05/08/2020	05/30/2020	06/05/2020	6
MAG Ventures, Inc.	Sample	#1	OCT-2020	Grab	10/08/2020	11/30/2020	12/08/2020	8
Main Street Market, Inc.	Sample	#1	JAN-2020	Grab	03/10/2020	03/01/2020	03/25/2020	24
Main Street Market, Inc.	Sample	#1	JUL-2020	Grab	09/20/2020	08/30/2020	11/25/2020	87
Maroon Group, LLC.	Sample	#1	JAN-2020	Grab	02/11/2020	03/01/2020	03/16/2020	15
Maroon Group, LLC.	pH	#1	FEB-2020	pH	N/A	03/30/2020	04/15/2020	16
Maroon Group, LLC.	pH	#1	APR-2020	pH	N/A	05/30/2020	06/24/2020	25
Marotta Food Corporation	Sample	#1	MAR-2020	Grab	03/25/2020	04/30/2020	06/01/2020	32
Marotta Food Corporation	Sample	#1	SEP-2020	Grab	09/23/2020	10/30/2020	12/21/2020	52
MDB-T LLC	Sample	#1	Jul-2020	Grab		08/30/2020		172
Michael Healy Designs, Inc.	Zero Discharge Certification	N/A	DEC-2019	N/A	N/A	01/30/2020	02/11/2020	12
Michael Healy Designs, Inc.	Zero Discharge Certification	N/A	FEB-2020	N/A	N/A	03/30/2020	05/29/2020	60
Michael Healy Designs, Inc.	Zero Discharge Certification	N/A	MAR-2020	N/A	N/A	04/30/2020	05/29/2020	29
Michael Healy Designs, Inc.	Zero Discharge Certification	N/A	MAY-2020	N/A	N/A	06/30/2020	07/14/2020	14
Michael Healy Designs, Inc.	Zero Discharge Certification	N/A	JUL-2020	N/A	N/A	08/30/2020	09/28/2020	29
Michael Healy Designs, Inc.	Zero Discharge Certification	N/A	SEP-2020	N/A	N/A	10/30/2020	11/13/2020	14
Michael Healy Designs, Inc.	Zero Discharge Certification	N/A	NOV-2020	N/A	N/A	12/30/2020	01/19/2021	20
Michael's Meats	Sample	#1	JAN-2020	Grab	07/31/2020	03/01/2020	08/10/2020	162
Michael's Meats	Sample	#1	JUL-2020	Grab	07/31/2020	08/30/2020	09/04/2020	5
Mirror Image	Sample	#1	Apr-2020	Grab		05/30/2020		264
Mirror Image	Sample	#1	Oct-2020	Grab		11/30/2020		80
Northeast Knitting, Inc.	pH	#1	JAN-2020	pH	N/A	03/01/2020	03/06/2020	5
Northeast Knitting, Inc.	pH	#1	MAR-2020	pH	N/A	04/30/2020	05/07/2020	7
Northeast Knitting, Inc.	Sample	#1	APR-2020	Grab	06/08/2020	05/30/2020	06/08/2020	9
Northeast Knitting, Inc.	pH	#1	JUN-2020	pH	N/A	07/30/2020	08/04/2020	5
Northeast Knitting, Inc.	pH	#1	AUG-2020	pH	N/A	09/30/2020	10/05/2020	5
Northeast Knitting, Inc.	pH	#1	DEC-2020	pH	N/A	01/30/2021	02/02/2021	3
Palate Pack	pH	#1	JUN-2020	pH	N/A	07/30/2020	08/18/2020	19
Palate Pack	pH	#1	JUL-2020	pH	N/A	08/30/2020	09/04/2020	5
Paul G. Roque, DDS	Dental BMP Certification	N/A	NOV-2020	N/A	N/A	12/30/2020	01/13/2021	14
Paulo J. DaRosa, DDS	Dental BMP Certification	N/A	DEC-2019	N/A	N/A	01/30/2020	02/05/2020	6
Pawtucket Lion Pizza, Inc.	Sample	#1	APR-2020	Grab	09/02/2020	05/30/2020	10/15/2020	138

**User Late Reports  
Bucklin Point - 2020**

<b>Company Name</b>	<b>Report Type</b>	<b>Sample Location</b>	<b>Month/Year Satisfied</b>	<b>Sample Type</b>	<b>Sample Date</b>	<b>Due Date</b>	<b>Received Date</b>	<b>Days Late</b>
Pawtucket Lion Pizza, Inc.	Sample	#1	Oct-2020	Grab		11/30/2020		80
Pedro Teixeira, DDS	Sample	#1	MAR-2020	Grab	03/31/2020	04/30/2020	07/28/2020	89
Philip J. Calabro, D.M.D.	Dental BMP Certification	N/A	APR-2020	N/A	N/A	05/30/2020	06/04/2020	5
Piatek Machine Co., Inc.	Zero Discharge Certification	N/A	APR-2020	N/A	N/A	05/30/2020	06/11/2020	12
Piatek Machine Co., Inc.	Zero Discharge Certification	N/A	OCT-2020	N/A	N/A	11/30/2020	12/10/2020	10
Precision Harley - Davidson, Inc.	Sample	#1	OCT-2020	Grab	10/28/2020	11/30/2020	12/08/2020	8
Printmakers, Inc.	Sample	#1	APR-2020	Grab	06/04/2020	05/30/2020	06/17/2020	18
R & D Manufacturing, Inc.	Zero Discharge Certification	N/A	NOV-2020	N/A	N/A	12/30/2020	01/12/2021	13
Ribatejo Fish Market	Sample	#1	JAN-2020	Grab	03/10/2020	03/01/2020	04/21/2020	51
Ribatejo Fish Market	Sample	#1	JUL-2020	Grab	09/09/2020	08/30/2020	10/22/2020	53
RIDCO Casting Co.	Sample	#1	JAN-2020	Grab	03/11/2020	03/01/2020	03/16/2020	15
RIDCO Casting Co.	pH	#1	MAR-2020	pH	N/A	04/30/2020	05/04/2020	4
Russell S. Chin, DDS, Ltd.	Sample	#1	APR-2020	Grab	05/22/2020	05/30/2020	06/18/2020	19
Russell S. Chin, DDS, Ltd.	Sample	#1	OCT-2020	Grab	10/01/2020	11/30/2020	12/04/2020	4
Russell S. Chin, DDS, Ltd.	Dental BMP Certification	N/A	NOV-2020	N/A	N/A	12/30/2020	01/08/2021	9
School Street Warehouse, LLC	Sample	#1	APR-2020	Grab	07/02/2020	05/30/2020	07/02/2020	33
School Street Warehouse, LLC	Sample	#1	OCT-2020	Grab	12/04/2020	11/30/2020	12/04/2020	4
Seabra Foods III, Inc.	Sample	#1	MAR-2020	Grab	07/01/2020	04/30/2020	07/13/2020	74
Seabra Foods III, Inc.	Sample	#2	MAR-2020	Grab	07/01/2020	04/30/2020	07/13/2020	74
Seabra Foods III, Inc.	Sample	#3	MAR-2020	Grab	07/01/2020	04/30/2020	07/13/2020	74
Seabra Foods III, Inc.	Sample	#1	JUN-2020	Grab	08/14/2020	07/30/2020	09/18/2020	50
Seabra Foods III, Inc.	Sample	#2	JUN-2020	Grab	08/14/2020	07/30/2020	09/18/2020	50
Seabra Foods III, Inc.	Sample	#3	JUN-2020	Grab	08/14/2020	07/30/2020	09/18/2020	50
Seabra Foods III, Inc.	Sample	#1	SEP-2020	Grab	12/07/2020	10/30/2020	01/04/2021	66
Seabra Foods III, Inc.	Sample	#2	SEP-2020	Grab	12/07/2020	10/30/2020	01/04/2021	66
Seabra Foods III, Inc.	Sample	#3	SEP-2020	Grab	12/07/2020	10/30/2020	01/04/2021	66
Sewrite Embroidery	Sample	#1	OCT-2020	Grab	11/19/2020	11/30/2020	12/15/2020	15
Shaghalian Family Dental, LLC.	Dental BMP Certification	N/A	OCT-2020	N/A	N/A	11/30/2020	12/10/2020	10
Smug Brewery Co. LLC	Sample	#1	APR-2020	Grab	04/01/2020	05/30/2020	06/22/2020	23
Smug Brewery Co. LLC	Sample	#1	OCT-2020	Grab	12/21/2020	11/30/2020	12/30/2020	30
Sonid LLC	Sample	#1	APR-2020	Grab	06/16/2020	05/30/2020	11/12/2020	166
Spirit Recognition	Sample	#1	APR-2020	Grab	06/24/2020	05/30/2020	07/08/2020	39
Stolberger, Inc.	Sample	#1	JAN-2020	Grab	03/09/2020	03/01/2020	03/09/2020	8
Stop & Shop Supermarket #712	Sample	#1	JAN-2020	Grab	01/06/2020	03/01/2020	04/24/2020	54
Stop & Shop Supermarket #712	Sample	#1	JAN-2020	Grab	01/13/2020	03/01/2020	04/24/2020	54

**User Late Reports  
Bucklin Point - 2020**

<b>Company Name</b>	<b>Report Type</b>	<b>Sample Location</b>	<b>Month/Year Satisfied</b>	<b>Sample Type</b>	<b>Sample Date</b>	<b>Due Date</b>	<b>Received Date</b>	<b>Days Late</b>
Stop & Shop Supermarket #712	Sample	#1	JAN-2020	Grab	01/20/2020	03/01/2020	04/24/2020	54
Stop & Shop Supermarket #712	Sample	#1	JAN-2020	Grab	01/27/2020	03/01/2020	04/24/2020	54
Summit Manufacturing Corporation	Sample	#1	JAN-2020	Composite	01/31/2020	03/01/2020	03/26/2020	25
Summit Manufacturing Corporation	Sample	#1	MAR-2020	Composite	03/31/2020	04/30/2020	05/26/2020	26
Summit Manufacturing Corporation	Sample	#1	MAY-2020	Composite	05/29/2020	06/30/2020	07/31/2020	31
Summit Manufacturing Corporation	pH	#1	MAY-2020	pH	N/A	06/30/2020	07/30/2020	30
Summit Manufacturing Corporation	Sample	#1	JUN-2020	Composite	06/26/2020	07/30/2020	07/31/2020	1
Summit Manufacturing Corporation	Sample	#1	JUL-2020	Composite	07/31/2020	08/30/2020	09/30/2020	31
Summit Manufacturing Corporation	Sample	#1	SEP-2020	Composite	09/30/2020	10/30/2020	12/02/2020	33
Summit Manufacturing Corporation	pH	#1	SEP-2020	pH	N/A	10/30/2020	11/30/2020	31
Summit Manufacturing Corporation	Sample	#1	OCT-2020	Composite	10/30/2020	11/30/2020	12/02/2020	2
Swissline Precision, LLC.	Zero Discharge Certification	N/A	JUL-2020	N/A	N/A	08/30/2020	09/04/2020	5
Tanya Creations, Inc.	Zero Discharge Certification	N/A	JUL-2020	N/A	N/A	08/30/2020	09/22/2020	23
Texcel Industries, Inc.	Sample	#1	OCT-2020	Grab	10/01/2020	11/30/2020	01/22/2021	53
The Family Dentist, Inc.	Sample	#2	JUL-2020	Grab	09/21/2020	08/30/2020	10/23/2020	54
The Okonite Company	Sample	#1	JAN-2020	Composite	01/23/2020	03/01/2020	03/05/2020	4
The Stop & Shop Supermarket Co. LLC	Sample	#1	JAN-2020	Grab	01/06/2020	03/01/2020	04/24/2020	54
The Stop & Shop Supermarket Co. LLC	Sample	#1	JAN-2020	Grab	01/13/2020	03/01/2020	04/24/2020	54
The Stop & Shop Supermarket Co. LLC	Sample	#1	JAN-2020	Grab	01/20/2020	03/01/2020	04/24/2020	54
The Stop & Shop Supermarket Co. LLC	Sample	#1	JAN-2020	Grab	01/27/2020	03/01/2020	04/24/2020	54
The Stop & Shop Supermarket Co. LLC	Sample	#1	FEB-2020	Grab	02/03/2020	03/30/2020	04/24/2020	25
Tikal Restaurant	Sample	#1	MAR-2020	Grab	05/18/2020	04/30/2020	05/18/2020	18
Top Shell LLC	Sample	#1	APR-2020	Grab	06/08/2020	05/30/2020	06/08/2020	9
Top Shell LLC	Sample	#1	OCT-2020	Grab	11/20/2020	11/30/2020	12/04/2020	4
Tracey Gear Inc.	Zero Discharge Certification	N/A	JUL-2020	N/A	N/A	08/30/2020	09/23/2020	24
V. George Rustigian Rugs Inc. - Meeting Street	pH	#1	JAN-2020	pH	N/A	03/01/2020	03/23/2020	22
V. George Rustigian Rugs Inc. - Meeting Street	pH	#2	JAN-2020	pH	N/A	03/01/2020	03/23/2020	22
V. George Rustigian Rugs Inc. - Meeting Street	pH	#1	SEP-2020	pH	N/A	10/30/2020	11/12/2020	13
V. George Rustigian Rugs Inc. - Meeting Street	pH	#2	SEP-2020	pH	N/A	10/30/2020	11/12/2020	13
V. George Rustigian Rugs Inc. - Meeting Street	pH	#1	Dec-2020	pH	N/A	01/30/2021		19
V. George Rustigian Rugs Inc. - Meeting Street	pH	#2	Dec-2020	pH	N/A	01/30/2021		19
Vicor Corporation	Zero Discharge Certification	N/A	DEC-2019	N/A	N/A	01/30/2020	02/13/2020	14
Water Works Car Wash	Sample	#1	JUL-2020	Grab	07/28/2020	08/30/2020	12/23/2020	115
Wildtree Herbs, Inc.	Sample	#2	JAN-2020	Grab	02/12/2020	03/01/2020	04/10/2020	40
Wildtree Holdings, LLC	Sample	#1	JAN-2020	Grab	02/12/2020	03/01/2020	04/10/2020	40

**User Late Reports  
Bucklin Point - 2020**

<b>Company Name</b>	<b>Report Type</b>	<b>Sample Location</b>	<b>Month/Year Satisfied</b>	<b>Sample Type</b>	<b>Sample Date</b>	<b>Due Date</b>	<b>Received Date</b>	<b>Days Late</b>
Wildtree Holdings, LLC	Sample	#2	JAN-2020	Grab	02/12/2020	03/01/2020	04/10/2020	40
William B. Chan DMD	Dental BMP Certification	N/A	OCT-2020	N/A	N/A	11/30/2020	12/10/2020	10
William Naughton, DDS	Dental BMP Certification	N/A	OCT-2020	N/A	N/A	11/30/2020		80
Yovani's Pizza	Sample	#1	MAR-2020	Grab	05/28/2020	04/30/2020	06/09/2020	40
Yovani's Pizza	Sample	#1	Sep-2020	Grab		10/30/2020		111
Zaccagnini's Pastry Shoppe	Sample	#1	APR-2020	Grab	07/14/2020	05/30/2020	08/07/2020	69
Zaccagnini's Pastry Shoppe	Sample	#1	OCT-2020	Grab	10/26/2020	11/30/2020	12/08/2020	8
Zebra Technologies Corporation	Zero Discharge Certification	N/A	JUN-2020	N/A	N/A	07/30/2020	10/22/2020	84

***USER REQUIREMENTS***

***BUCKLIN POINT***

**User Requirements  
Bucklin Point - 2020**

<b>Company Name</b>	<b>Submittal</b>	<b>Issue Date</b>	<b>Due Date</b>	<b>Received Date</b>	<b>Days Late</b>
10 Rocks Lounge & Tapas, LLC	Permit Application Fee	03/05/2020	05/31/2020	05/26/2020	0
10 Rocks Lounge & Tapas, LLC	Permit Application Fee	03/05/2020	04/03/2020	05/31/2020	58
10 Rocks Lounge & Tapas, LLC	Permit Application	03/05/2020	05/31/2020	05/26/2020	0
141 Corporation	Permit Application Fee	10/28/2020	11/26/2020	11/09/2020	0
141 Corporation	Permit Application	10/28/2020	11/26/2020	11/09/2020	0
3 Flags Bakery	Permit Application Fee	02/25/2020	03/31/2020	04/09/2020	9
3 Flags Bakery	Permit Application	02/25/2020	03/31/2020	04/09/2020	9
A.G. Dental & Implant Center	Permit Application Fee	07/08/2020	08/31/2020	07/16/2020	0
A.G. Dental & Implant Center	Permit Application	07/08/2020	08/31/2020	07/16/2020	0
A.G. Dental & Implant Center	Process Plans	10/20/2020	12/31/2020		49
Accu-Care Supply	Permit Application Fee	12/09/2020	01/07/2021	01/07/2021	0
Accu-Care Supply	Permit Application	12/09/2020	01/07/2021	01/07/2021	0
Agar Machining & Welding, Inc.	Signed Permit	04/17/2020	05/17/2020	05/08/2020	0
Agnes E. Little Elementary School	Permit Application Fee	05/07/2020	06/05/2020	06/30/2020	25
Agnes E. Little Elementary School	Permit Application	05/07/2020	06/05/2020	07/06/2020	31
All Day Physique	Pretreatment Plans	10/20/2020	11/30/2020	01/19/2021	50
Amica Mutual Insurance Co. - 10	Permit Application Fee	07/13/2020	08/12/2020	08/21/2020	9
Amica Mutual Insurance Co. - 10	Permit Application	07/15/2020	08/14/2020	10/05/2020	52
Amica Mutual Insurance Co. - 50	Permit Application Fee	01/13/2020	02/12/2020	05/05/2020	83
Amica Mutual Insurance Co. - 50	Permit Application	01/13/2020	02/12/2020	06/04/2020	113
Andrew's Bistro	Permit Application Fee	01/16/2020	02/15/2020	03/16/2020	30
Andrew's Bistro	Permit Application	01/16/2020	02/15/2020	03/16/2020	30
Aspen Aerogels Rhode Island, LLC	Resampling Results for _____	03/20/2020	05/08/2020	04/16/2020	0
BEST Engineered Surface Technologies, LLC	Sign & Return Report	01/02/2020	01/31/2020	01/27/2020	0
BLP Inc.	Permit Application Fee	05/21/2020	06/19/2020	06/04/2020	0
BLP Inc.	Permit Application Fee	05/21/2020	06/19/2020	06/04/2020	0
BLP Inc.	Permit Application	05/21/2020	06/21/2020	06/04/2020	0
Boston House of Pizza	Permit Application	07/14/2020	08/13/2020	08/06/2020	0
Boston House of Pizza	Permit Application Fee	07/14/2020	08/13/2020	08/06/2020	0
Boys and Girls Club of Northern Rhode Island	Spill Control Plan	07/23/2020	08/31/2020	10/09/2020	39
Broadway Diner	Permit Application Fee	12/14/2020	01/14/2021	02/11/2021	28
Broadway Diner	Permit Application	12/14/2020	01/14/2021	02/11/2021	28
CVS Caremark Corp. (200 Highland Drive)	Permit Application Fee	07/13/2020	08/12/2020	08/24/2020	12
CVS Caremark Corp. (200 Highland Drive)	Permit Application	07/15/2020	08/14/2020	08/24/2020	10
Central Falls Provision Co.	Permit Application Fee	10/28/2020	11/26/2020	11/12/2020	0
Central Falls Provision Co.	Permit Application	10/28/2020	11/26/2020	11/12/2020	0
Central Laundry Inc.	Permit Application Fee	04/15/2020	05/15/2020	05/20/2020	5
Central Laundry Inc.	Permit Application	04/15/2020	05/15/2020	05/20/2020	5
Charles Coelho Funeral Home	Permit Application Fee	07/14/2020	08/13/2020	10/21/2020	69
Charles Coelho Funeral Home	Permit Application	07/14/2020	08/13/2020	10/21/2020	69
Chemart Company	Resampling Results for _____	01/30/2020	02/20/2020	02/04/2020	0
Chemart Company	Resampling Results for _____	02/05/2020	02/26/2020	02/12/2020	0
Chemart Company	Resampling Results for _____	02/13/2020	03/12/2020	02/20/2020	0
Chemart Company	Resampling Results for _____	02/24/2020	02/24/2020	03/23/2020	28
Chemart Company	Resampling Results for _____	02/26/2020	03/25/2020	03/17/2020	0
China House	Permit Application	11/03/2020	12/07/2020		73
China House	Permit Application Fee	11/03/2020	12/07/2020		73
Cintas Corporation	Other	01/23/2020	02/24/2020	02/18/2020	0
Cintas Corporation	Resampling Results for _____	09/09/2020	10/01/2020	09/28/2020	0
Cintas Corporation	Resampling Results for _____	09/29/2020	10/21/2020	10/01/2020	0
Cintas Corporation	Resampling Results for _____	10/05/2020	10/30/2020	10/08/2020	0
Cintas Corporation	Resampling Results for _____	10/09/2020	10/30/2020	10/19/2020	0
Cintas Corporation	Resampling Results for _____	10/21/2020	11/04/2020	10/26/2020	0
Cintas Corporation	Resampling Results for _____	12/23/2020	01/31/2021	01/25/2021	0
Colbea Enterprises LLC	Sign & Return Report	11/27/2020	12/31/2020	02/10/2021	41
Commonwealth Soap and Toiletries	Permit Application Fee	10/20/2020	11/30/2020		80
Commonwealth Soap and Toiletries	Permit Application	10/22/2020	11/30/2020		80
Conrad-Jarvis Corp.	Permit Application	07/27/2020	08/31/2020	08/26/2020	0

**User Requirements  
Bucklin Point - 2020**

<b>Company Name</b>	<b>Submittal</b>	<b>Issue Date</b>	<b>Due Date</b>	<b>Received Date</b>	<b>Days Late</b>
Conrad-Jarvis Corp.	Permit Application Fee	07/27/2020	08/31/2020	08/26/2020	0
Conrad-Jarvis Corp.	Signed Permit	10/27/2020	11/27/2020	11/06/2020	0
Crooked Current Brewery	Permit Application	02/25/2020	03/31/2020	06/25/2020	86
Crooked Current Brewery	Permit Application Fee	02/25/2020	03/31/2020	06/30/2020	91
Crooked Current Brewery	Process Plans	07/15/2020	08/31/2020	11/12/2020	73
Crooked Current Brewery	Spill Control Plan	10/07/2020	11/30/2020		80
Crown Collision Center	Permit Application Fee	05/06/2020	06/05/2020	07/13/2020	38
Crown Collision Center	Permit Application	05/06/2020	06/05/2020	07/13/2020	38
Cumberland Dental	Permit Application	01/23/2020	05/31/2020	05/06/2020	0
Cumberland Dental	Process Plans	01/23/2020	05/31/2020	05/06/2020	0
Cumberland Dental	Permit Application Fee	01/23/2020	05/31/2020	05/06/2020	0
DG Cafe & Bakery	Permit Application Fee	03/10/2020	04/09/2020	04/27/2020	18
DG Cafe & Bakery	Permit Application	03/10/2020	04/09/2020	05/27/2020	48
DG Cafe & Bakery	Resampling Results for _____	12/23/2020	02/12/2021	02/16/2021	4
Dental Solutions	Permit Application Fee	03/20/2020	05/31/2020	07/31/2020	61
Dental Solutions	Permit Application	03/20/2020	05/31/2020	07/31/2020	61
Dexter Street South Laundry Corp.	Permit Application Fee	12/09/2020	01/07/2021	01/12/2021	5
Dexter Street South Laundry Corp.	Permit Application	12/09/2020	01/07/2021	01/12/2021	5
Dooley, LLC	Permit Application	02/25/2020	03/31/2020	04/02/2020	2
Dooley, LLC	Permit Application Fee	02/25/2020	03/31/2020	04/02/2020	2
Dr. Earl F. Calcutt Middle School	Permit Application Fee	05/14/2020	06/12/2020	09/10/2020	90
Dr. Earl F. Calcutt Middle School	Permit Application	05/14/2020	06/12/2020	09/25/2020	105
Dunkin Donuts - Taunton Ave.	Permit Application Fee	03/05/2020	04/03/2020	04/08/2020	5
Dunkin Donuts - Taunton Ave.	Permit Application	03/05/2020	04/03/2020	04/08/2020	5
Dupuis Oil	Permit Application	07/23/2020	08/31/2020	09/03/2020	3
Dupuis Oil	Permit Application Fee	07/23/2020	08/31/2020	09/03/2020	3
East Providence Fire Station #3	Resampling Results for _____	12/03/2020	01/28/2021		21
East Providence Persy's Place LLC	Permit Application	08/06/2020	09/10/2020	09/25/2020	15
East Providence Persy's Place LLC	Permit Application Fee	08/06/2020	09/10/2020	09/25/2020	15
Echo Septic Services LLC	Permit Application Fee	12/02/2020	01/01/2021	12/28/2020	0
Echo Septic Services LLC	Permit Application	12/02/2020	01/01/2021	12/28/2020	0
Ecological Fibers, Inc.	Resampling Results for _____	01/30/2020	03/06/2020	02/06/2020	0
Ecological Fibers, Inc.	Permit Application Fee	07/13/2020	08/13/2020	08/06/2020	0
Ecological Fibers, Inc.	Permit Application	07/13/2020	08/13/2020	08/05/2020	0
Ecological Fibers, Inc.	Resampling Results for _____	07/21/2020	08/14/2020	08/04/2020	0
Ecological Fibers, Inc.	How to Comply	07/23/2020	08/30/2020	08/25/2020	0
Ecological Fibers, Inc.	Resampling Results for _____	08/05/2020	09/02/2020	08/18/2020	0
Ecological Fibers, Inc.	Resampling Results for _____	08/19/2020	09/21/2020	08/31/2020	0
Ecological Fibers, Inc.	Resampling Results for _____	09/01/2020	09/30/2020	09/10/2020	0
Ecological Fibers, Inc.	Resampling Results for _____	09/11/2020	10/09/2020	09/17/2020	0
Ecological Fibers, Inc.	Resampling Results for _____	09/21/2020	10/19/2020	09/23/2020	0
Ecological Fibers, Inc.	Resampling Results for _____	09/24/2020	10/22/2020	09/30/2020	0
Ecological Fibers, Inc.	Resampling Results for _____	10/01/2020	10/29/2020	10/26/2020	0
Ecological Fibers, Inc.	Resampling Results for _____	10/28/2020	11/18/2020	10/30/2020	0
Ecological Fibers, Inc.	Resampling Results for _____	10/30/2020	11/27/2020	11/16/2020	0
Ecological Fibers, Inc.	Resampling Results for _____	12/15/2020	01/05/2021	12/22/2020	0
Ecological Fibers, Inc.	Pretreatment Plans	12/22/2020	02/15/2021	02/04/2021	0
Ecological Fibers, Inc.	Resampling Results for _____	12/23/2020	01/13/2021	01/21/2021	8
Eglantina Kica, D.M.D.	Permit Application Fee	12/07/2020	01/07/2021	12/30/2020	0
Eglantina Kica, D.M.D.	Permit Application	12/07/2020	01/07/2021	12/30/2020	0
El Salvador Bakery	Resampling Results for _____	09/15/2020	11/02/2020		108
El Salvadoreno Restaurant, Inc.	Permit Application	01/09/2020	03/31/2020	06/15/2020	76
El Salvadoreno Restaurant, Inc.	Permit Application Fee	01/09/2020	03/31/2020	06/15/2020	76
Everett Charles Tech Inc.	Permit Application Fee	05/06/2020	05/31/2020	06/01/2020	1
Family and Cosmetic Dentistry	Permit Application Fee	02/19/2020	04/30/2020	04/20/2020	0
Family and Cosmetic Dentistry	Permit Application	02/19/2020	04/30/2020	04/20/2020	0
Finlay Extracts & Ingredients USA, Inc.	Permit Application Fee	07/13/2020	08/13/2020	12/02/2020	111
Finlay Extracts & Ingredients USA, Inc.	Permit Application	07/13/2020	08/13/2020	11/25/2020	104



**User Requirements  
Bucklin Point - 2020**

<b>Company Name</b>	<b>Submittal</b>	<b>Issue Date</b>	<b>Due Date</b>	<b>Received Date</b>	<b>Days Late</b>
Finlay Extracts & Ingredients USA, Inc.	40 CFR 136 Notification	08/04/2020	08/30/2020	09/08/2020	9
Fitness International LLC	Permit Application	03/05/2020	04/03/2020	03/23/2020	0
Fitness International LLC	Permit Application Fee	03/05/2020	04/03/2020	03/23/2020	0
Flor Di Brava	Permit Application Fee	09/17/2020	10/23/2020	10/30/2020	7
Flor Di Brava	Permit Application	09/17/2020	10/23/2020	10/30/2020	7
Fun Smiles, Inc.	Process Plans	01/23/2020	02/29/2020	03/09/2020	9
Fun Smiles, Inc.	Permit Application	01/23/2020	02/29/2020	03/09/2020	9
Fun Smiles, Inc.	Permit Application Fee	01/23/2020	02/29/2020	03/09/2020	9
G.B. Donuts of RI Inc.	Permit Application	04/28/2020	05/27/2020	06/25/2020	29
G.B. Donuts of RI Inc.	Permit Application Fee	04/28/2020	05/27/2020	06/25/2020	29
General Cable Industries, LLC	Resampling Results for _____	08/21/2020	10/09/2020	10/01/2020	0
Geneva Apartments, LP	Permit Application	12/04/2020	01/03/2021	12/23/2020	0
Geneva Apartments, LP	Permit Application Fee	12/04/2020	01/03/2021	12/23/2020	0
Great China Inc.	Permit Application	08/06/2020	09/10/2020	09/08/2020	0
Great China Inc.	Permit Application Fee	08/06/2020	09/10/2020	09/08/2020	0
Greystone of Lincoln, Inc.	Signed Permit	07/06/2020	07/29/2020	07/07/2020	0
HP Services, Inc.	Permit Application Fee	02/10/2020	03/11/2020	03/02/2020	0
HP Services, Inc.	Permit Application	02/10/2020	03/11/2020	03/02/2020	0
Hartley's Pork Pies	Sign & Return Report	07/16/2020	08/31/2020	10/09/2020	39
Hord Crystal Corporation	Resampling Results for _____	09/22/2020	10/31/2020	10/19/2020	0
Impact Custom Apparel, LLC	Sign & Return Report	12/23/2020	01/14/2021	01/04/2021	0
International Packaging Corp.	Permit Application	05/14/2020	06/12/2020	06/10/2020	0
International Packaging Corp.	Permit Application Fee	05/14/2020	06/12/2020	06/10/2020	0
JAR Bakers Supply	Permit Application Fee	05/27/2020	06/25/2020	07/23/2020	28
JAR Bakers Supply	Permit Application	05/27/2020	06/25/2020	07/23/2020	28
JAR Bakers Supply	Permit Application	07/22/2020	09/14/2020	10/21/2020	37
JAR Bakers Supply	Permit Application Fee	07/23/2020	09/14/2020	10/21/2020	37
James Devine, DMD	Permit Application Fee	02/24/2020	03/31/2020	04/09/2020	9
James Devine, DMD	Permit Application	02/24/2020	03/31/2020	04/09/2020	9
John H. Collins & Sons Company	Permit Application Fee	09/08/2020	10/14/2020	10/01/2020	0
John H. Collins & Sons Company	Permit Application	09/09/2020	10/22/2020	10/01/2020	0
Joseph Jenks Jr. High School	Permit Application	05/15/2020	06/22/2020	07/06/2020	14
Joseph Jenks Jr. High School	Permit Application Fee	05/15/2020	06/22/2020	06/30/2020	8
Just Like Home Laundry	Permit Application Fee	08/13/2020	09/15/2020	09/11/2020	0
Just Like Home Laundry	Permit Application	08/13/2020	09/15/2020	09/11/2020	0
K&W Webbing Company	Permit Application	09/14/2020	10/14/2020	11/04/2020	21
K&W Webbing Company	Permit Application Fee	09/14/2020	10/14/2020	11/09/2020	26
Karol A. Romenski & Son, Inc.	Permit Application Fee	03/19/2020	04/18/2020	04/15/2020	0
Karol A. Romenski & Son, Inc.	Permit Application	03/19/2020	04/18/2020	04/15/2020	0
Key Container Corporation	Permit Application Fee	02/19/2020	03/31/2020	03/19/2020	0
Key Container Corporation	Permit Application	02/19/2020	03/31/2020	03/19/2020	0
Kim & Gary's Ice Cream Machine	Permit Application Fee	06/15/2020	07/13/2020	08/12/2020	30
Kim & Gary's Ice Cream Machine	Permit Application	07/13/2020	07/13/2020	08/12/2020	30
Kirkbrae Country Club	Permit Application Fee	07/23/2020	08/31/2020	08/17/2020	0
Kirkbrae Country Club	Permit Application	07/23/2020	08/31/2020	08/17/2020	0
LRA Restaurants Inc.	Permit Application Fee	08/17/2020	09/13/2020	10/09/2020	26
LRA Restaurants Inc.	Permit Application	08/17/2020	09/13/2020	10/09/2020	26
Langley's Laundromat	Permit Application	10/20/2020	11/19/2020	12/15/2020	26
Langley's Laundromat	Permit Application Fee	10/20/2020	11/19/2020	12/15/2020	26
Langley's Laundromat	Permit Application	12/16/2020	01/18/2021	01/07/2021	0
Langley's Laundromat	Permit Application Fee	12/16/2020	01/18/2021	01/07/2021	0
Lincoln Funeral Home, Inc.	Permit Application	03/05/2020	04/03/2020	05/18/2020	45
Lincoln Funeral Home, Inc.	Permit Application Fee	03/05/2020	04/03/2020	05/18/2020	45
Lincoln Laundromat	Permit Application	07/10/2020	08/09/2020	08/20/2020	11
Lincoln Laundromat	Permit Application Fee	07/10/2020	08/09/2020	08/20/2020	11
Lincoln Senior Center	Permit Application	07/09/2020	08/08/2020	08/05/2020	0
Lincoln Senior Center	Permit Application Fee	07/09/2020	08/08/2020	08/05/2020	0
Luxury Cleaners	Permit Application	08/13/2020	09/15/2020	09/16/2020	1

**User Requirements  
Bucklin Point - 2020**

<b>Company Name</b>	<b>Submittal</b>	<b>Issue Date</b>	<b>Due Date</b>	<b>Received Date</b>	<b>Days Late</b>
Luxury Cleaners	Permit Application Fee	08/13/2020	09/15/2020	09/16/2020	1
M & M NY System	Resampling Results for _____	03/24/2020	05/31/2020	05/29/2020	0
M&G Trucking and Transportation, Inc.	Permit Application	06/08/2020	07/08/2020	07/02/2020	0
M&G Trucking and Transportation, Inc.	Permit Application Fee	06/08/2020	07/08/2020	07/02/2020	0
Manning Heffern Inc.	Permit Application	02/07/2020	03/02/2020	06/24/2020	114
Manning Heffern Inc.	Permit Application Fee	02/07/2020	03/02/2020	06/26/2020	116
Manville Cleaning Center	Permit Application Fee	12/04/2020	01/03/2021		46
Manville Cleaning Center	Permit Application	12/04/2020	01/03/2021		46
Manville Palace Pizza	Permit Application Fee	12/08/2020	01/07/2021	01/11/2021	4
Manville Palace Pizza	Permit Application	12/08/2020	01/07/2021	01/11/2021	4
Mark Preece, DDS	Permit Application	01/23/2020	02/29/2020	02/21/2020	0
Mark Preece, DDS	Permit Application Fee	01/23/2020	02/29/2020	02/24/2020	0
Materion Technical Materials, Inc.	Permit Application	08/21/2020	10/09/2020	10/09/2020	0
Materion Technical Materials, Inc.	Permit Application Fee	08/21/2020	09/25/2020	09/28/2020	3
Mei King Restaurant	Permit Application	12/04/2020	01/03/2021	12/31/2020	0
Mei King Restaurant	Permit Application Fee	12/04/2020	01/03/2021	12/31/2020	0
Michael's Meats	Permit Application Fee	10/28/2020	11/26/2020	01/25/2021	60
Michael's Meats	Permit Application	10/28/2020	11/26/2020	12/18/2020	22
Mid State Sewerage, Inc.	Permit Application	11/03/2020	12/07/2020	11/16/2020	0
Mid State Sewerage, Inc.	Permit Application Fee	11/03/2020	12/07/2020	11/16/2020	0
Murdock Webbing Co., Inc.	Permit Application	01/08/2020	02/07/2020	01/30/2020	0
Murdock Webbing Co., Inc.	Permit Application Fee	01/08/2020	02/07/2020	01/30/2020	0
Narr. Electric Co.-Vault Op.-BV	Permit Application Fee	01/17/2020	02/17/2020	03/09/2020	21
Narr. Electric Co.-Vault Op.-BV	Permit Application	01/17/2020	02/17/2020	02/12/2020	0
New Hong Kong	Permit Application	11/03/2020	12/07/2020	12/07/2020	0
New Hong Kong	Permit Application Fee	11/03/2020	12/07/2020	12/07/2020	0
Newport Cedar Donuts, Inc.	Permit Application	07/30/2020	08/29/2020	08/24/2020	0
Newport Cedar Donuts, Inc.	Permit Application Fee	07/30/2020	08/29/2020	08/24/2020	0
Newport Division Donuts, Inc.	Permit Application	07/14/2020	08/13/2020	09/14/2020	32
Newport Division Donuts, Inc.	Permit Application Fee	07/14/2020	08/13/2020	09/14/2020	32
Ocean State Cesspool, Inc.	Permit Application Fee	09/14/2020	11/30/2020	12/30/2020	30
Ocean State Cesspool, Inc.	Permit Application	09/14/2020	11/30/2020	12/30/2020	30
Ocean State Cesspool, Inc.	Permit Application Fee	09/14/2020	10/16/2020	11/30/2020	45
Organic Dyes and Pigments, LLC.	Sign & Return Report	10/20/2020	10/26/2020	10/26/2020	0
PCL Fixtures, Inc.	Permit Application	06/04/2020	07/03/2020	07/30/2020	27
PCL Fixtures, Inc.	Permit Application Fee	06/04/2020	07/03/2020	07/30/2020	27
PCL Fixtures, Inc.	Permit Application	07/30/2020	08/31/2020	08/28/2020	0
PCL Fixtures, Inc.	Permit Application Fee	07/30/2020	08/31/2020	08/28/2020	0
Paolucci Lincoln Dental	Permit Application Fee	01/23/2020	02/29/2020	02/21/2020	0
Paolucci Lincoln Dental	Permit Application	01/23/2020	02/29/2020	02/06/2020	0
Paulo J. DaRosa, DDS	Permit Application Fee	05/11/2020	06/10/2020	07/20/2020	40
Paulo J. DaRosa, DDS	Permit Application	05/11/2020	06/10/2020	07/20/2020	40
Pawtucket Country Club	Permit Application Fee	08/13/2020	09/15/2020	10/05/2020	20
Pawtucket Country Club	Permit Application	08/13/2020	09/15/2020	10/05/2020	20
Pawtucket House of Pizza	Permit Application Fee	08/14/2020	09/13/2020	10/15/2020	32
Pawtucket House of Pizza	Permit Application	08/17/2020	09/16/2020	10/15/2020	29
Pawtucket Little Caesars, LLC	Permit Application Fee	12/14/2020	01/14/2021		35
Pawtucket Little Caesars, LLC	Permit Application	12/14/2020	01/14/2021		35
Pawtucket Power Associates	Facility Shut Down Procedure Inventory	12/04/2020	01/11/2021	02/05/2021	25
Pizza Man of Cumberland	Permit Application	02/25/2020	04/30/2020	04/20/2020	0
Pizza Man of Cumberland	Permit Application Fee	02/25/2020	04/30/2020	04/20/2020	0
Plouffe's Cup N Saucer	Permit Application Fee	07/23/2020	08/31/2020	09/15/2020	15
Plouffe's Cup N Saucer	Permit Application	07/23/2020	08/31/2020	09/14/2020	14
Precision Harley - Davidson, Inc.	Permit Application	04/08/2020	04/29/2020	04/15/2020	0
Precision Harley - Davidson, Inc.	Permit Application Fee	04/08/2020	04/29/2020	04/15/2020	0
Precision Harley - Davidson, Inc.	Permit Application Fee	04/08/2020	04/08/2020	04/29/2020	21
Precision Polishing & Ornamentals, Inc.	Permit Application	07/14/2020	08/14/2020	09/14/2020	31
Precision Polishing & Ornamentals, Inc.	Permit Application Fee	07/14/2020	08/14/2020	09/14/2020	31

**User Requirements  
Bucklin Point - 2020**

<b>Company Name</b>	<b>Submittal</b>	<b>Issue Date</b>	<b>Due Date</b>	<b>Received Date</b>	<b>Days Late</b>
Precision Polishing & Ornamentals, Inc.	Signed Permit	11/17/2020	12/18/2020	12/28/2020	10
Precision Polishing & Ornamentals, Inc.	How to Comply	11/19/2020	12/15/2020	12/18/2020	3
Providence Metallizing Company, Inc.	Sign & Return Report	11/18/2020	12/15/2020	12/07/2020	0
R.J.W. Enterprises Inc.	Permit Application Fee	07/23/2020	08/31/2020	12/08/2020	99
R.J.W. Enterprises Inc.	Permit Application	07/23/2020	08/31/2020	12/08/2020	99
Rand Whitney Southeast Container, LLC	Other	07/06/2020	07/27/2020	07/09/2020	0
Right Spot Diner	Permit Application	07/06/2020	08/10/2020	10/30/2020	81
Right Spot Diner	Permit Application Fee	07/06/2020	08/10/2020	10/30/2020	81
Royal Cleaners, Inc.	Permit Application	08/12/2020	09/06/2020	09/02/2020	0
Royal Cleaners, Inc.	Permit Application Fee	08/12/2020	09/06/2020	09/02/2020	0
Royal Cleaners, Inc.	Permit Application Fee	08/12/2020	08/12/2020	09/06/2020	25
Sewrite Embroidery	Permit Application	12/18/2020	01/29/2021		20
Sewrite Embroidery	Permit Application Fee	12/18/2020	01/29/2021		20
Shanna Country Kitchen	Permit Application Fee	03/05/2020	04/04/2020	03/16/2020	0
Shanna Country Kitchen	Permit Application	03/05/2020	04/04/2020	03/16/2020	0
Sonid LLC	Permit Application	02/14/2020	03/31/2020	04/13/2020	13
Sonid LLC	Permit Application Fee	02/14/2020	03/31/2020	04/13/2020	13
St. Raphael Academy - East Building	Permit Application	09/10/2020	10/09/2020	10/13/2020	4
St. Raphael Academy - East Building	Permit Application Fee	09/10/2020	10/09/2020	10/13/2020	4
St. Raphael Academy - West Building	Permit Application	09/10/2020	10/09/2020	10/13/2020	4
St. Raphael Academy - West Building	Permit Application Fee	09/10/2020	10/09/2020	10/13/2020	4
Stackbin Corporation	Permit Application Fee	05/11/2020	06/10/2020	05/26/2020	0
Stackbin Corporation	Permit Application	05/11/2020	06/10/2020	05/26/2020	0
Stop & Shop Supermarket #712	Permit Application	03/19/2020	05/31/2020	06/01/2020	1
Stop & Shop Supermarket #712	Permit Application Fee	03/19/2020	05/31/2020	06/01/2020	1
Summit Manufacturing Corporation	Other	03/12/2020	04/12/2020	04/12/2020	0
Summit Manufacturing Corporation	Analytical Results for _____	12/11/2020	01/30/2021	01/05/2021	0
Swades, LLC	Permit Application	12/08/2020	01/07/2021	01/05/2021	0
Swades, LLC	Permit Application Fee	12/08/2020	01/07/2021	01/05/2021	0
Swissline Precision, LLC.	Permit Application	05/27/2020	06/25/2020	06/03/2020	0
Swissline Precision, LLC.	Permit Application Fee	05/27/2020	07/02/2020	06/16/2020	0
TOBG, Inc.	Permit Application	02/10/2020	03/08/2020	02/14/2020	0
TOBG, Inc.	Permit Application Fee	02/10/2020	03/08/2020	02/14/2020	0
Tacos Mi Rancho, LLC	Permit Application Fee	12/11/2020	01/15/2021		34
Tacos Mi Rancho, LLC	Other	12/11/2020	01/15/2021	12/28/2020	0
Tacos Mi Rancho, LLC	Permit Application	12/11/2020	01/15/2021	12/28/2020	0
Tanury Industries	Sign & Return Report	01/09/2020	01/31/2020	01/16/2020	0
Tanury Industries	Resampling Results for _____	02/26/2020	03/18/2020	03/26/2020	8
Tanury Industries	Resampling Results for _____	03/27/2020	04/09/2020	03/27/2020	0
Tanury Industries	Sign & Return Report	04/15/2020	05/31/2020	06/05/2020	5
Tanury Industries	Sign & Return Report	06/05/2020	06/30/2020	06/30/2020	0
Tanury Industries	Sign & Return Report	11/19/2020	12/18/2020	12/03/2020	0
Target Corporation - T2073	Permit Application	07/23/2020	08/31/2020	11/13/2020	74
Target Corporation - T2073	Permit Application Fee	07/23/2020	08/31/2020		171
Teknor Apex Company	Other	10/29/2020	11/02/2020	10/30/2020	0
The Met RI, LLC	Permit Application	10/26/2020	11/25/2020		85
The Met RI, LLC	Permit Application Fee	10/26/2020	11/25/2020		85
The Okonite Company	Resampling Results for _____	10/14/2020	11/04/2020	11/30/2020	26
The Okonite Company	Resampling Results for _____	12/01/2020	12/22/2020	12/03/2020	0
Tiffany and Company	Other	10/27/2020	11/30/2020	11/16/2020	0
Top Shell LLC	Permit Application	02/19/2020	03/31/2020	07/16/2020	107
Top Shell LLC	Permit Application Fee	02/19/2020	03/31/2020	06/04/2020	65
Totis Pizza and Grill, Inc.	Permit Application Fee	08/06/2020	09/05/2020	09/04/2020	0
Totis Pizza and Grill, Inc.	Permit Application	08/06/2020	09/05/2020	09/04/2020	0
Village Restaurant, Inc.	Permit Application	07/23/2020	08/31/2020	09/22/2020	22
Village Restaurant, Inc.	Permit Application Fee	07/23/2020	08/31/2020	09/24/2020	24
Visual Creations, Inc.	Permit Application	07/13/2020	08/14/2020	07/24/2020	0
Visual Creations, Inc.	Permit Application Fee	07/13/2020	08/14/2020	08/06/2020	0

**User Requirements  
Bucklin Point - 2020**

<b>Company Name</b>	<b>Submittal</b>	<b>Issue Date</b>	<b>Due Date</b>	<b>Received Date</b>	<b>Days Late</b>
Wendy's (Cottage Street)	Permit Application	02/26/2020	03/25/2020	04/13/2020	19
Wendy's (Cottage Street)	Permit Application Fee	02/26/2020	03/25/2020	03/23/2020	0
Wildflour Bakery Cafe	Permit Application	07/14/2020	08/12/2020	08/20/2020	8
Wildflour Bakery Cafe	Permit Application Fee	07/14/2020	08/12/2020	08/20/2020	8
Wildtree Holdings, LLC	Resampling Results for _____	04/13/2020	06/30/2020	06/26/2020	0
Wildtree Holdings, LLC	Resampling Results for _____	04/13/2020	07/31/2020	07/29/2020	0
Wildtree Holdings, LLC	Resampling Results for _____	04/13/2020	06/30/2020	06/26/2020	0
Wildtree Holdings, LLC	Resampling Results for _____	04/13/2020	05/25/2020	04/10/2020	0
Xelapan Bakery and Convenience	Permit Application Fee	02/14/2020	03/31/2020	03/18/2020	0
Xelapan Bakery and Convenience	Permit Application	02/14/2020	03/31/2020	03/18/2020	0
Yovani's Pizza	Sign & Return Report	07/16/2020	08/31/2020	07/30/2020	0
Zebra Technologies Corporation	Permit Application Fee	01/15/2020	02/14/2020	06/01/2020	108
Zebra Technologies Corporation	Permit Application	01/15/2020	02/14/2020	06/01/2020	108
Zebra Technologies Corporation	Signed Permit	06/17/2020	07/17/2020	07/22/2020	5

***ATTACHMENT VOLUME II***

***SECTION 10***

***POTW, SEPTAGE, AND RIVER  
MONITORING DATA***

***INFLUENT LOADING DATA***

***FIELD'S POINT***

**Field's Point Influent Metals Cd - CN 2020**  
**all analyses in ppb**

Date	Day of the Week	Influent Flow	Cd (ppb)	Cr (ppb)	Hex Cr (ppb)	Cu (ppb)	Pb (ppb)	Hg (ppb)	Ni (ppb)	Ag (ppb)	Zn (ppb)	CN (ppb)
1/1/2020	Wednesday	60.06	0.1558	2.093		11.46	5.076		6.261	0.1029	44.29	<4
1/7/2020	Tuesday	42.36	0.1941	3.939	19	20.99	3.341	0.0181	17.25	0.3400	56.80	5.16
1/8/2020	Wednesday	41.04	0.2042	3.003		27.62	4.039		13.48	0.2771	61.76	7.39
1/14/2020	Tuesday	39.72	0.2084	3.424		63.09	2.631		16.59	0.3323	63.25	5.21
1/15/2020	Wednesday	39.23	0.2315	3.355		27.87	4.005		16.67	0.2767	70.88	6.16
1/21/2020	Tuesday	36.77	0.2020	2.978		25.12	2.869		17.58	0.3388	70.16	7.37
1/22/2020	Wednesday	35.41	0.1819	2.713		27.26	2.555		15.84	0.4825	69.22	7.39
1/28/2020	Tuesday	35.53	0.1635	3.494		29.83	2.432		14.29	0.2941	62.44	5.66
1/29/2020	Wednesday	37.31	0.1824	3.107		26.53	2.815		16.05	0.2586	61.28	5.22
2/4/2020	Tuesday	35.55	0.2002	4.068		47.66	3.544	0.0361	16.35	0.4465	74.59	5.27
2/5/2020	Wednesday	38.79	0.2205	4.104		36.93	5.763		17.30	1.125	86.26	5.47
2/11/2020	Tuesday	48.47	0.1833	4.430	15	29.66	8.606		14.23	6.774	78.73	5.41
2/12/2020	Wednesday	47.20	0.1652	3.186		39.93	5.366		13.86	1.960	67.03	5.71
2/18/2020	Tuesday	39.16	0.2083	5.080		37.21	5.597		25.69	2.269	128.1	5.07
2/19/2020	Wednesday	35.40	0.1868	2.960		31.97	3.194		23.60	1.026	86.54	5.81
2/25/2020	Tuesday	37.89	0.2423	3.889		33.59	4.858		19.61	1.645	94.56	5.05
2/26/2020	Wednesday	43.05	0.2632	5.151		40.42	10.30		23.72	1.690	118.6	5.90
3/3/2020	Tuesday	45.80	0.2157	4.717	34	36.69	10.92	**	12.06	2.005	100.6	4.43
3/4/2020	Wednesday	33.98	0.1812	2.540		25.87	2.998		13.33	1.106	64.29	9.03
3/10/2020	Tuesday	32.47	0.1990	6.535		33.24	5.039		15.80	0.8016	92.61	4.61
3/11/2020	Wednesday	34.67	0.1791	4.947		30.08	4.273		14.34	1.113	81.41	16.4
3/17/2020	Tuesday	34.77	0.1717	3.409		37.33	5.352		17.23	0.7241	102.2	4.12
3/18/2020	Wednesday	37.22	0.1812	3.338		28.87	3.974		14.32	0.4559	80.01	4.38
3/24/2020	Tuesday	65.97	0.1427	2.409		16.15	6.698		9.897	0.3418	56.19	<4
3/25/2020	Wednesday	66.82	0.1191	2.055		29.27	3.744		9.529	0.6946	52.18	4.22
3/31/2020	Tuesday	43.26	0.1686	3.040		29.32	6.875		16.54	0.3131	66.55	<4
4/1/2020	Wednesday	43.30	0.1620	3.263		18.81	3.894		13.49	0.3856	58.89	4.54
4/7/2020	Tuesday	44.05	0.1616	3.886	19	23.54	4.096	0.0308	11.10	0.3843	64.93	4.75
4/8/2020	Wednesday	44.47	0.2026	3.638		27.40	4.834		12.12	0.3371	67.94	<4
4/14/2020	Tuesday	69.68	0.1505	2.029		16.83	5.868		8.106	0.1696	44.16	5.88
4/15/2020	Wednesday	71.71	0.1453	1.948		17.79	5.149		9.502	0.5593	49.06	<4
4/21/2020	Tuesday	60.24	0.1967	3.275		25.41	17.01		19.12	0.4470	74.90	4.27
4/22/2020	Wednesday	60.37	0.1382	2.310		13.53	5.762		10.78	0.2253	50.61	4.47
4/28/2020	Tuesday	47.03	0.1594	2.874		18.62	2.821		13.51	0.4142	55.73	<4
4/29/2020	Wednesday	48.35	0.1696	3.371		26.53	3.694		11.12	0.2234	56.49	<4
5/5/2020	Tuesday	62.09	0.1542	2.578	15	12.64	6.258	0.00581	9.452	0.5783	48.52	4.26
5/6/2020	Wednesday	51.82	0.1895	3.048		21.52	5.607		14.62	0.4248	62.47	5.04
5/12/2020	Tuesday	44.14	0.1758	2.851		21.10	3.541		14.72	0.4610	59.07	<8
5/13/2020	Wednesday	42.40	0.2265	3.109		22.06	4.036		14.92	0.8777	67.28	<8
5/19/2020	Tuesday	38.17	0.1908	4.060		22.06	5.896		15.56	1.265	72.67	4.55
5/20/2020	Wednesday	38.32	0.1787	3.895		20.79	3.163		12.58	0.5578	69.32	4.20
5/26/2020	Tuesday	36.85	0.1680	4.158		28.02	3.952		12.97	0.3530	73.53	<4
5/27/2020	Wednesday	35.04	0.1716	3.999		27.41	4.290		15.42	0.3741	88.97	<4
6/2/2020	Tuesday	34.27	0.1664	3.944	30	28.28	3.897	0.0239	18.63	0.5352	77.67	<4
6/3/2020	Wednesday	34.94	0.1893	2.985		27.82	4.717		15.05	1.143	83.41	<4
6/9/2020	Tuesday	31.79	0.1790	3.098		25.69	5.198		13.97	0.6271	80.33	<4
6/10/2020	Wednesday	35.13	0.1738	2.824		35.05	3.920		13.38	0.5273	74.72	4.74
6/16/2020	Tuesday	31.77	0.1504	3.092		21.67	4.465		14.95	0.5986	76.51	<4
6/17/2020	Wednesday	33.14	0.1575	3.739		44.90	4.435		18.42	0.4760	86.80	<4
6/23/2020	Tuesday	32.49	0.1585	8.250		51.27	4.750		14.53	0.4843	104	<4
6/24/2020	Wednesday	32.80	0.1825	7.818		57.12	6.001		16.44	0.5006	129.8	<4
6/30/2020	Tuesday	41.62	0.3712	7.518		57.50	65.02		25.91	0.7842	196.8	6.29
7/1/2020	Wednesday	38.72	0.2430	4.651		41.84	37.15		13.96	0.7814	125.5	5.69
7/7/2020	Tuesday	31.12	0.1686	3.497	40	23.45	5.324	**	9.829	0.7230	99.09	<4
7/8/2020	Wednesday	31.60	0.1763	2.909		27.90	4.784		19.19	0.3339	88.09	<4
7/14/2020	Tuesday	46.70	0.2905	6.861		77.13	38.41		18.32	0.7741	177.3	<4
7/15/2020	Wednesday	36.43	0.1625	4.576		23.98	10.87		18.09	0.2244	111.8	<4
7/21/2020	Tuesday	31.25	0.1857	3.474		35.08	11.52		15.52	0.5506	107.1	<4
7/22/2020	Wednesday	31.98	0.2326	3.828		38.63	25.83		18.30	0.6326	131.3	<4
7/28/2020	Tuesday	47.10	0.2375	5.585		70.58	25.43		14.62	0.7753	160.1	<4
7/29/2020	Wednesday	44.14	0.1589	5.714		32.50	15.91		52.61	0.4405	91.18	<4
8/4/2020	Tuesday	35.30	0.2693	5.163	28	51.67	27.40	0.0381	17.74	1.322	154.5	<4
8/5/2020	Wednesday	35.71	0.2002	3.758		29.05	18.61		15.10	0.3783	105.5	<4

**Field's Point Influent Metals Cd - CN 2020**  
**all analyses in ppb**

Date	Day of the Week	Influent Flow	Cd (ppb)	Cr (ppb)	Hex Cr (ppb)	Cu (ppb)	Pb (ppb)	Hg (ppb)	Ni (ppb)	Ag (ppb)	Zn (ppb)	CN (ppb)
8/11/2020	Tuesday	29.72	0.2498	4.394		68.25	13.77		24.82	0.6468	145.6	6.39
8/12/2020	Wednesday	28.74	0.1745	4.606		62.39	8.532		40.20	0.6288	97.38	4.36
8/18/2020	Tuesday	31.40	0.1681	6.747		36.26	13.74		17.53	0.9695	108.3	<4
8/19/2020	Wednesday	27.25	0.1634	4.346		34.60	8.976		17.09	0.6795	102.3	<4
8/25/2020	Tuesday	27.79	0.2416	4.906		43.20	13.24		22.56	0.7753	131.1	5.16
8/26/2020	Wednesday	29.15	0.1729	3.897		41.08	6.849		17.41	0.5707	94.26	7.36
9/1/2020	Tuesday	26.99	0.1893	4.936		27.96	5.123		17.54	0.5199	120.6	<4
9/2/2020	Wednesday	37.43	0.2227	6.421		44.41	13.90		18.66	0.6313	149.8	<4
9/8/2020	Tuesday	27.56	0.1693	6.068		27.76	7.663		24.18	0.9194	111.1	<4
9/9/2020	Wednesday	28.68	0.1990	5.390		52.28	7.408		25.67	0.5810	146	4.92
9/15/2020	Tuesday	26.12	0.1762	3.509	57	40.11	5.664	0.0244	24.87	0.5064	101.2	8.82
9/16/2020	Wednesday	26.27	0.1678	4.884		33.53	4.621		18.75	0.6965	92.95	<4
9/22/2020	Tuesday	27.89	0.1703	2.963		30.99	6.066		20.29	1.125	86.50	<4
9/23/2020	Wednesday	27.51	0.2468	4.380		36.67	5.695		19.85	0.6668	108.5	<4
9/29/2020	Tuesday	35.09	0.2803	4.348		73.52	16.15		22.68	1.018	160.3	5.35
9/30/2020	Wednesday	41.24	0.1748	3.732		50.89	13.50		14.72	3.325	106.5	4.22
10/6/2020	Tuesday	26.69	0.1799	11.47	55	90.24	5.342	0.0447	21.74	0.8174	115.3	9.26
10/7/2020	Wednesday	29.36	0.2378	6.385		74.11	11.20		26.37	0.7730	138.9	10.6
10/13/2020	Tuesday	55.94	0.1539	4.833		33.04	19.93		14.35	0.4882	117.3	<4
10/14/2020	Wednesday	28.44	0.1720	3.350		38.99	5.565		17.30	0.4418	103.3	<4
10/20/2020	Tuesday	36.06	0.2029	3.259		57.61	13.82		22.41	0.8531	122.6	8.54
10/21/2020	Wednesday	28.93	0.1919	3.962		36.16	5.207		24.91	0.5457	104.2	4
10/27/2020	Tuesday	28.89	0.1974	3.352		41.63	6.633		22.13	0.5998	114.3	19.1
10/28/2020	Wednesday	31.58	0.1740	4.299		34.52	6.315		17.60	0.8689	120.9	<4
11/3/2020	Tuesday	38.02	0.1547	2.953	47	26.80	5.679	0.00482	12.42	0.3686	80.02	<4
11/4/2020	Wednesday	30.31	0.1570	3.176		25.40	5.239		17.67	0.4720	79.10	5.60
11/10/2020	Tuesday	28.43	0.2293	3.913		31.86	5.399		17.75	0.4438	100.6	<4
11/11/2020	Wednesday	32.71	0.2402	4.143		40.63	7.471		20.16	0.4084	122.4	<4
11/17/2020	Tuesday	29.66	0.1636	3.442		60.52	3.646		28.84	0.4055	77.36	4.18
11/18/2020	Wednesday	28.28	0.1862	2.857		46.03	4.692		20.27	0.5703	81.35	<4
11/24/2020	Tuesday	56.03	0.1056	2.677		27	7.066		17.37	0.5721	60.63	6.46
11/25/2020	Wednesday	49.46	0.1336	2.692		29.85	8.723		12.41	0.4293	63.51	<4
12/1/2020	Tuesday	71.76	0.1571	2.751		20.41	9.541		13.73	0.2726	54.84	7.79
12/2/2020	Wednesday	68.35	0.1140	2.532		13.12	4.785		9.223	0.3330	42.24	5.06
12/8/2020	Tuesday	75.27	0.1144	3.100	12	21.35	3.340	0.00723	10.80	0.2072	39.66	14.4
12/9/2020	Wednesday	63.68	0.1186	2.063		14.23	3.751		8.796	0.2417	43.10	6.17
12/15/2020	Tuesday	41.20	0.1521	4.046		22.37	3.004		18.87	0.5609	59.82	
12/16/2020	Wednesday	44.44	0.1735	3.145		40.88	5.356		21.71	0.6439	83.02	4.61
12/17/2020	Thursday	39.56										11
12/22/2020	Tuesday	41.73	0.1751	3.673		19.32	5.141		12.04	0.2895	75.69	5.89
12/23/2020	Wednesday	37.74	0.1742	3.367		26.41	3.311		11.64	0.3311	67.58	5.74
12/29/2020	Tuesday	70.15	0.1196	2.012		12.21	3.716		6.510	0.1179	41.81	7.32
12/30/2020	Wednesday	66.27	0.1340	2.641		16.20	7.561		7.658	0.1577	50.20	5.02

\*\*Mercury not analyzed in March or July 2020 - see Chapter V report text for details



## Field's Point Influent Metals Al - Mo 2020 all analyses in ppb

Date	Day of the Week	Influent Flow	Inf Al (ppb)	Inf Fe (ppb)	Inf Se (ppb)	Inf As (ppb)	Inf Mo (ppb)
1/1/2020	Wednesday	60.06	158.2		<1	2.720	4.545
1/7/2020	Tuesday	42.36	142.3	1348	1.480	3.466	4.150
1/8/2020	Wednesday	41.04	144.4		1.357	3.438	4.581
1/14/2020	Tuesday	39.72	147.9		1.172	2.971	5.840
1/15/2020	Wednesday	39.23	169		1.274	3.369	5.016
1/21/2020	Tuesday	36.77	161.7		1.707	3.415	5.897
1/22/2020	Wednesday	35.41	158.7		1.442	3.097	9.379
1/28/2020	Tuesday	35.53	126.3		2.287	3.530	8.992
1/29/2020	Wednesday	37.31	132.7		1.720	3.497	10.49
2/4/2020	Tuesday	35.55	234.8	1379	3.479	3.465	14.22
2/5/2020	Wednesday	38.79	407.5		2.176	3.322	8.218
2/11/2020	Tuesday	48.47	320.3		1	2.238	6.648
2/12/2020	Wednesday	47.20	203.6		1.223	2.708	4.617
2/18/2020	Tuesday	39.16	287.5		1.695	2.552	10.24
2/19/2020	Wednesday	35.40	155.5		1.637	2.541	13.27
2/25/2020	Tuesday	37.89	203.8		1.651	2.899	11.76
2/26/2020	Wednesday	43.05	376.9		2.459	2.755	11.02
3/3/2020	Tuesday	45.80	411.3	1672	1.047	2.345	7.090
3/4/2020	Wednesday	33.98	151.9		1.924	2.238	9.672
3/10/2020	Tuesday	32.47	258.7		1.533	2.678	6.363
3/11/2020	Wednesday	34.67	190.1		2.564	2.849	18.53
3/17/2020	Tuesday	34.77	223.2		1.123	1.775	7.232
3/18/2020	Wednesday	37.22	209.6		1.250	2.913	12.63
3/24/2020	Tuesday	65.97	242.4		<1	1.570	8.361
3/25/2020	Wednesday	66.82	136.2		<1	1.732	6.855
3/31/2020	Tuesday	43.26	188.2		1.136	2.426	7.662
4/1/2020	Wednesday	43.30	131.2		1.129	2.498	8.389
4/7/2020	Tuesday	44.05	165.2	1200	1.089	2.595	9.436
4/8/2020	Wednesday	44.47	164.1		<1	2.755	8.878
4/14/2020	Tuesday	69.68	186.2		<1	2.085	4.942
4/15/2020	Wednesday	71.71	148.2		<1	2.042	5.553
4/21/2020	Tuesday	60.24	351		1.705	2.574	6.018
4/22/2020	Wednesday	60.37	162		1.448	2.475	8.261
4/28/2020	Tuesday	47.03	125.9		<1	2.565	6.335
4/29/2020	Wednesday	48.35	144.8		<1	2.681	6.208
5/5/2020	Tuesday	62.09	174.9	1129	1.091	2.291	6.938
5/6/2020	Wednesday	51.82	211.7		1.606	2.664	8.439
5/12/2020	Tuesday	44.14	169.3		1.060	2.671	3.261
5/13/2020	Wednesday	42.40	181.8		1.259	2.756	3.785
5/19/2020	Tuesday	38.17	200.5		1.301	2.932	5.218
5/20/2020	Wednesday	38.32	175.2		1.111	2.790	24.73
5/26/2020	Tuesday	36.85	166.3		1.166	2.994	8.548
5/27/2020	Wednesday	35.04	173.2		1.116	2.717	18.53
6/2/2020	Tuesday	34.27	184.6	1308	1.208	2.984	6.197
6/3/2020	Wednesday	34.94	183.7		<1	2.718	6.194
6/9/2020	Tuesday	31.79	207.7		2.015	2.282	13.14
6/10/2020	Wednesday	35.13	184.5		2.221	2.290	11.62
6/16/2020	Tuesday	31.77	175.8		1.431	2.229	7.168
6/17/2020	Wednesday	33.14	185.7		1.476	2.304	6.380
6/23/2020	Tuesday	32.49	206.9		1.844	2.213	8.104
6/24/2020	Wednesday	32.80	264		1.206	2.597	7.568
6/30/2020	Tuesday	41.62	1475		1.377	2.489	7.359
7/1/2020	Wednesday	38.72	905.6		1.194	1.991	6.605

## Field's Point Influent Metals Al - Mo 2020 all analyses in ppb

Date	Day of the Week	Influent Flow	Inf Al (ppb)	Inf Fe (ppb)	Inf Se (ppb)	Inf As (ppb)	Inf Mo (ppb)
7/7/2020	Tuesday	31.12	220	1407	<1	2.235	8.770
7/8/2020	Wednesday	31.60	218.2		<1	2.215	7.662
7/14/2020	Tuesday	46.70	1000		1.208	3.058	9.656
7/15/2020	Wednesday	36.43	340.6		1.067	2.368	9.730
7/21/2020	Tuesday	31.25	323.8		1.246	2.102	13.42
7/22/2020	Wednesday	31.98	620.4		1.169	2.243	11.45
7/28/2020	Tuesday	47.10	725.3		1.273	2.495	11.10
7/29/2020	Wednesday	44.14	373.5		<1	1.957	10.34
8/4/2020	Tuesday	35.30	694.9	2288	1.377	2.709	8.446
8/5/2020	Wednesday	35.71	413.9		<1	2.344	7.435
8/11/2020	Tuesday	29.72	414.2		1.717	2.974	14.25
8/12/2020	Wednesday	28.74	245.6		1.500	2.303	16.69
8/18/2020	Tuesday	31.40	400.5		1.644	2.534	13.03
8/19/2020	Wednesday	27.25	429.6		1.607	2.362	9.783
8/25/2020	Tuesday	27.79	551.1		1.945	3.540	11.82
8/26/2020	Wednesday	29.15	564.7		1.477	2.404	13.13
9/1/2020	Tuesday	26.99	255.4		2.262	2.448	23.08
9/2/2020	Wednesday	37.43	433.1		1.584	2.505	8.073
9/8/2020	Tuesday	27.56	263.7		2.074	2.432	16.72
9/9/2020	Wednesday	28.68	324		1.765	2.464	9.710
9/15/2020	Tuesday	26.12	244.9	1369	2.368	2.191	10.11
9/16/2020	Wednesday	26.27	194.5		1.313	2.224	8.925
9/22/2020	Tuesday	27.89	243.3		1.844	2.113	11.26
9/23/2020	Wednesday	27.51	249.1		2.439	1.983	11.18
9/29/2020	Tuesday	35.09	530.8		2.488	2.339	21.40
9/30/2020	Wednesday	41.24	406.6		1.545	2.243	17.13
10/6/2020	Tuesday	26.69	214.8	1307	2.280	2.239	10.88
10/7/2020	Wednesday	29.36	375.3		1.496	2.791	14.19
10/13/2020	Tuesday	55.94	411.9		<1	1.793	5.954
10/14/2020	Wednesday	28.44	236.6		1.694	1.919	9.444
10/20/2020	Tuesday	36.06	421.4		1.324	2.057	8.310
10/21/2020	Wednesday	28.93	231.5		5.089	1.958	12.64
10/27/2020	Tuesday	28.89	306.1		2.127	1.959	12.11
10/28/2020	Wednesday	31.58	283.2		1.707	1.791	11.57
11/3/2020	Tuesday	38.02	218	1221	1.366	2.071	7.543
11/4/2020	Wednesday	30.31	193.2		1.792	2.609	8.046
11/10/2020	Tuesday	28.43	226.6		1.864	1.909	14.31
11/11/2020	Wednesday	32.71	283.5		1.700	2.015	11.05
11/17/2020	Tuesday	29.66	159.5		2.180	1.944	16.53
11/18/2020	Wednesday	28.28	190.6		2.632	1.916	16.96
11/24/2020	Tuesday	56.03	219.6		1.613	1.455	7.726
11/25/2020	Wednesday	49.46	245.1		1.575	1.719	7.682
12/1/2020	Tuesday	71.76	258		1.338	1.990	4.410
12/2/2020	Wednesday	68.35	138.1		1.167	1.753	4.909
12/8/2020	Tuesday	75.27	109.3	763.4	1.284	1.543	4.012
12/9/2020	Wednesday	63.68	125.5		1.247	1.778	2.558
12/15/2020	Tuesday	41.20	141.2		1.945	2.669	11.19
12/16/2020	Wednesday	44.44	192.5		3.083	2.765	10.62
12/22/2020	Tuesday	41.73	210.2		1.790	3.112	11.46
12/23/2020	Wednesday	37.74	184.8		2.462	3.265	6.055
12/29/2020	Tuesday	70.15	118.1		<1	2.103	3.024
12/30/2020	Wednesday	66.27	193.7		<1	2.231	2.098

**Field's Point Monthly Average, Minimum, and Maximum Influent Data 2020**  
all analyses in ppb

Date		Flow (MGD)	Cd	TTL Cr	Cu	Pb	Hg(ppb)	Ni	Ag	Zn	CN
January	Average	40.89	0.19	3.12	28.86	3.31	18.10	14.89	0.30	62.23	5.95
	Minimum	35.41	0.16	2.09	11.46	2.43	18.10	6.26	0.10	44.29	4.00
	Maximum	60.06	0.23	3.94	63.09	5.08	18.10	17.58	0.48	70.88	7.39
February	Average	40.41	0.21	4.11	37.17	5.90	36.10	19.30	2.12	91.80	5.46
	Minimum	33.55	0.17	2.96	29.66	3.19	36.10	13.86	0.45	67.03	5.05
	Maximum	63.78	0.26	5.15	47.66	10.30	36.10	25.69	6.77	128.10	5.90
March	Average	42.44	0.17	3.67	29.65	5.54	**	13.67	0.84	77.34	6.13
	Minimum	32.44	0.12	2.06	16.15	3.00	**	9.53	0.31	52.18	4.00
	Maximum	66.82	0.22	6.54	37.33	10.92	**	17.23	2.01	102.20	16.40
April	Average	56.80	0.17	2.95	20.94	5.90	30.80	12.09	0.35	58.08	4.43
	Minimum	42.19	0.14	1.95	13.53	2.82	30.80	8.11	0.17	44.16	4.00
	Maximum	80.28	0.20	3.89	27.40	17.01	30.80	19.12	0.56	74.90	5.88
May	Average	47.10	0.18	3.46	21.95	4.59	5.81	13.78	0.61	67.73	5.26
	Minimum	35.04	0.15	2.58	12.64	3.16	5.81	9.45	0.35	48.52	4.00
	Maximum	76.38	0.23	4.16	28.02	6.26	5.81	15.56	1.27	88.97	8.00
June	Average	36.15	0.19	4.81	38.81	11.38	23.90	16.81	0.63	101.12	4.34
	Minimum	29.26	0.15	2.82	21.67	3.90	23.90	13.38	0.48	74.72	4.00
	Maximum	49.20	0.37	8.25	57.50	65.02	23.90	25.91	1.14	196.80	6.29
July	Average	32.89	0.21	4.57	41.23	19.47	**	20.05	0.58	121.27	4.19
	Minimum	26.86	0.16	2.91	23.45	4.78	**	9.83	0.22	88.09	4.00
	Maximum	47.10	0.29	6.86	77.13	38.41	**	52.61	0.78	177.30	5.69
August	Average	30.02	0.20	4.73	45.81	13.89	38.10	21.56	0.75	117.37	4.91
	Minimum	26.77	0.16	3.76	29.05	6.85	38.10	15.10	0.38	94.26	4.00
	Maximum	39.92	0.27	6.75	68.25	27.40	38.10	40.20	1.32	154.50	7.36
September	Average	28.34	0.20	4.66	41.81	8.58	24.40	20.72	1.00	118.35	4.73
	Minimum	24.27	0.17	2.96	27.76	4.62	24.40	14.72	0.51	86.50	4.00
	Maximum	41.24	0.28	6.42	73.52	16.15	24.40	25.67	3.33	160.30	8.82
October	Average	35.31	0.19	5.11	50.79	9.25	44.70	20.85	0.67	117.10	7.94
	Minimum	24.60	0.15	3.26	33.04	5.21	44.70	14.35	0.44	103.30	4.00
	Maximum	62.67	0.24	11.47	90.24	19.93	44.70	26.37	0.87	138.90	19.10
November	Average	38.19	0.17	3.23	36.01	5.99	4.82	18.36	0.46	83.12	4.53
	Minimum	27.39	0.11	2.68	25.40	3.65	4.82	12.41	0.37	60.63	4.00
	Maximum	85.07	0.24	4.14	60.52	8.72	4.82	28.84	0.57	122.40	6.46
December	Average	59.32	0.14	2.93	20.65	4.95	7.23	12.10	0.32	55.80	7.30
	Minimum	37.74	0.11	2.01	12.21	3.00	7.23	6.51	0.12	39.66	4.61
	Maximum	116.05	0.18	4.05	40.88	9.54	7.23	21.71	0.64	83.02	14.40

\*\*Mercury not analyzed in March or July 2020 - see Chapter V report text for details

## Field's Point Influent Loading Summary 2020

### Field's Point monthly mean influent loading summary (lbs/month)

Monthly total loads calculated as: Monthly Total Influent Flow (MG) \* Average Daily Concentration (ppb) \* Conversion Factor (0.00834).

Month	Total Monthly Flow (MG)	Cd	Total Cr	Cu	Pb	Hg	Ni	Ag	Zn	Total Cyanide	Total Metals*
January	1267.65	2.02	33.02	305.15	34.96	0.191	157.42	3.18	657.92	62.92	1193.86
February	1172.01	2.04	40.16	363.33	57.70	0.353	188.60	20.69	897.32	53.38	1570.20
March	1315.60	1.90	40.22	325.29	60.80	0.230**	150.01	9.21	848.56	67.28	1436.21**
April	1703.93	2.35	41.99	297.57	83.89	0.438	171.87	4.97	825.35	63.02	1428.42
May	1459.95	2.21	42.16	267.26	55.92	0.071	167.79	7.45	824.66	64.00	1367.52
June	1084.58	1.74	43.49	351.06	102.92	0.216	152.04	5.70	914.63	39.23	1571.80
July	1019.54	1.75	38.83	350.60	165.55	0.230**	170.47	4.95	1,031.18	35.61	1763.56**
August	930.53	1.59	36.69	355.53	107.79	0.296	167.29	5.79	910.84	38.09	1585.82
September	850.07	1.42	33.06	296.43	60.82	0.173	146.90	7.08	839.02	33.54	1384.90
October	1094.49	1.72	46.68	463.59	84.45	0.408	190.33	6.15	1,068.89	72.45	1862.22
November	1145.84	1.64	30.88	344.13	75.24	0.046	175.47	4.38	794.33	43.29	1408.12
December	1838.99	2.20	44.98	316.71	75.93	0.111	185.54	4.84	855.75	111.96	1486.07
<b>Total (lbs/year)</b>		<b>22.58</b>	<b>472.14</b>	<b>4036.66</b>	<b>947.97</b>	<b>2.762**</b>	<b>2023.74</b>	<b>84.39</b>	<b>10468.46</b>	<b>684.77</b>	

\*Total Metals = Sum of Monthly Metals Loads (Cd, Cr, Cu, Pb, Hg, Ni, Ag, Zn)

\*\*Mercury not analyzed in March or July 2020 - loadings shown are estimates - see Chapter V report text for details

### Field's Point monthly mean influent loading summary (lbs/day)

Average of daily loads – Each Daily load is calculated as: Daily Influent Flow (MG) \* Daily Concentration (ppb) \* Conversion Factor (0.00834); the average of those loads is reported here.

Month	Mean Inf Flow (MGD)	Cd	Total Cr	Cu	Pb	Hg	Ni	Ag	Zn	Total Cyanide	Total Metals*
January	40.89	0.06	1.05	9.50	1.17	0.006	4.90	0.10	20.78	1.98	37.56
February	40.41	0.07	1.40	12.56	2.06	0.011	6.47	0.77	31.01	1.86	54.35
March	42.44	0.06	1.26	10.51	2.07	**	4.77	0.30	27.08	2.09	46.06**
April	56.80	0.07	1.29	9.29	2.80	0.011	5.41	0.16	25.90	2.03	44.93
May	47.10	0.07	1.22	7.71	1.72	0.003	4.92	0.22	23.94	1.92	39.81
June	36.15	0.06	1.39	11.21	3.66	0.007	4.87	0.18	29.55	1.25	50.92
July	32.89	0.07	1.50	13.71	6.52	**	6.53	0.19	39.10	1.32	67.60**
August	30.02	0.05	1.21	11.64	3.68	0.011	5.43	0.19	30.16	1.24	52.37
September	28.34	0.05	1.19	10.98	2.34	0.005	5.20	0.28	30.53	1.19	50.57
October	35.31	0.05	1.38	13.51	2.90	0.010	5.60	0.18	32.54	2.08	56.17
November	38.19	0.05	0.96	10.54	1.92	0.002	5.41	0.14	24.43	1.42	43.45
December	59.32	0.07	1.37	9.46	2.47	0.005	5.54	0.14	25.58	3.61	44.63

\*Total Metals = Sum of Monthly Average Metals Loads (Cd, Cr, Cu, Pb, Hg, Ni, Ag, Zn)

\*\*Mercury not analyzed in March or July 2020 - see Chapter V report text for details

## Field's Point Influent Loading Summary 2020

Field's Point monthly mean influent concentration (ppb)

Month	Mean Inf Flow (MGD)	Cd	Total Cr	Cu	Pb	Hg	Ni	Ag	Zn	Total Cyanide	Total Metals*
January	40.89	0.19	3.12	28.86	3.31	0.0181	14.89	0.30	62.23	5.95	112.92
February	40.41	0.21	4.11	37.17	5.90	0.0361	19.30	2.12	91.80	5.46	160.64
March	42.44	0.17	3.67	29.65	5.54	**	13.67	0.84	77.34	6.13	130.88**
April	56.80	0.17	2.95	20.94	5.90	0.0308	12.09	0.35	58.08	4.43	100.52
May	47.10	0.18	3.46	21.95	4.59	0.0058	13.78	0.61	67.73	5.26	112.31
June	36.15	0.19	4.81	38.81	11.38	0.0239	16.81	0.63	101.12	4.34	173.77
July	32.89	0.21	4.57	41.23	19.47	**	20.05	0.58	121.27	4.19	207.38**
August	30.02	0.20	4.73	45.81	13.89	0.0381	21.56	0.75	117.37	4.91	204.34
September	28.34	0.20	4.66	41.81	8.58	0.0244	20.72	1.00	118.35	4.73	195.34
October	35.31	0.19	5.11	50.79	9.25	0.0447	20.85	0.67	117.10	7.94	204.01
November	38.19	0.17	3.23	36.01	5.99	0.0048	18.36	0.46	83.12	4.53	147.35
December	59.32	0.14	2.93	20.65	4.95	0.0072	12.10	0.32	55.80	7.30	96.89

\*Total Metals = Sum of Monthly Average Metals Concentrations (Cd, Cr, Cu, Pb, Hg, Ni, Ag, Zn)

\*\*Mercury not analyzed in March or July 2020 - see Chapter V report text for details

**Field's Point Influent Loading Data**  
**Influent loading (lbs/year)**

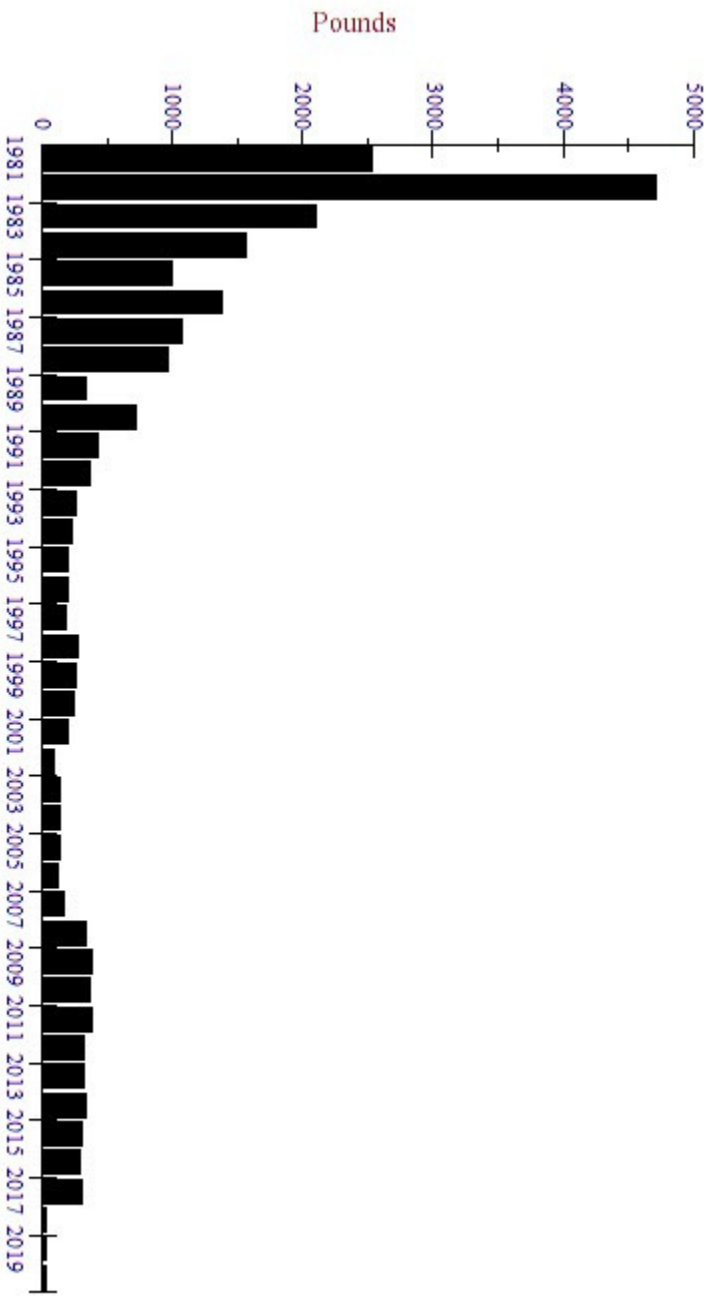
<b>Year</b>	<b>Cadmium</b>	<b>Chromium</b>	<b>Copper</b>	<b>Lead</b>	<b>Mercury</b>	<b>Nickel</b>	<b>Silver</b>	<b>Zinc</b>
1981	2,525	65,354	363,670	30,528	89	214,734	9,040	268,159
1982	4,704	34,033	196,011	24,562	329	142,393	2,729	305,976
1983	2,104	5,330	177,409	16,610	149	140,299	3,531	211,092
1984	1,566	9,109	171,021	17,776	265	134,463	5,249	151,764
1985	995	13,566	125,683	16,208	171	102,841	4,150	146,043
1986	1,385	13,158	114,928	16,848	188	81,718	7,649	163,160
1987	1,077	12,530	74,121	11,751	67	59,380	4,417	149,914
1988	971	11,514	30,915	10,052	123	45,188	2,242	79,569
1989	328	6,744	19,864	5,947	120	33,763	1,710	76,037
1990	724	7,870	25,494	6,118	165	32,448	2,116	63,054
1991	424	9,792	27,871	7,115	178	40,963	2,456	30,663
1992	372	4,067	24,457	6,001	169	35,861	2,232	25,854
1993	256	3,216	25,327	4,943	84	31,380	1,574	26,820
1994	223	3,181	22,996	3,771	84	21,236	1,732	25,351
1995	197	2,701	14,296	2,955	63	18,656	1,349	22,202
1996	197	3,157	14,353	2,188	31	18,534	1,262	17,199
1997	182	2,997	13,794	3,613	25	16,757	1,247	17,307
1998	274	3,148	12,274	3,484	30	12,365	1,251	17,679
1999	259	2,503	11,799	2,141	17	11,491	1,126	18,766
2000	239	1,514	14,178	3,144	13	11,846	1,234	21,689
2001	192	1,970	13,832	2,524	27	8,736	843	16,151
2002	96	1,302	9,469	2,270	11	5,324	777	14,665
2003	134	1,307	7,710	1,951	16	6,058	655	13,400
2004	132	1,081	7,429	1,644	13	7,324	643	13,363
2005	131	893	7,361	1,719	13	4,550	590	15,450
2006	121	1,097	8,392	2,028	11	5,000	574	15,385
2007	166	1,165	6,497	1,214	8	3,472	425	13,395
2008	336	1,586	6,543	1,875	7	3,189	566	14,444
2009	381	1,664	5,854	1,849	7	3,240	604	14,814
2010	362	1,639	5,518	1,886	13	2,978	574	12,022
2011	385	1,781	5,545	1,748	6	3,848	595	12,337
2012	314	1,482	4,780	1,383	6	2,815	509	11,282
2013	325	1,543	5,024	1,512	6	2,605	522	11,387
2014	330	1,365	5,941	1,448	5	2,784	525	12,668
2015	310	1,290	5,458	1,493	5	2,728	470	14,609
2016	291	1,252	5,048	1,348	5	2,956	469	13,037

**Field's Point Influent Loading Data**  
**Influent loading (lbs/year)**

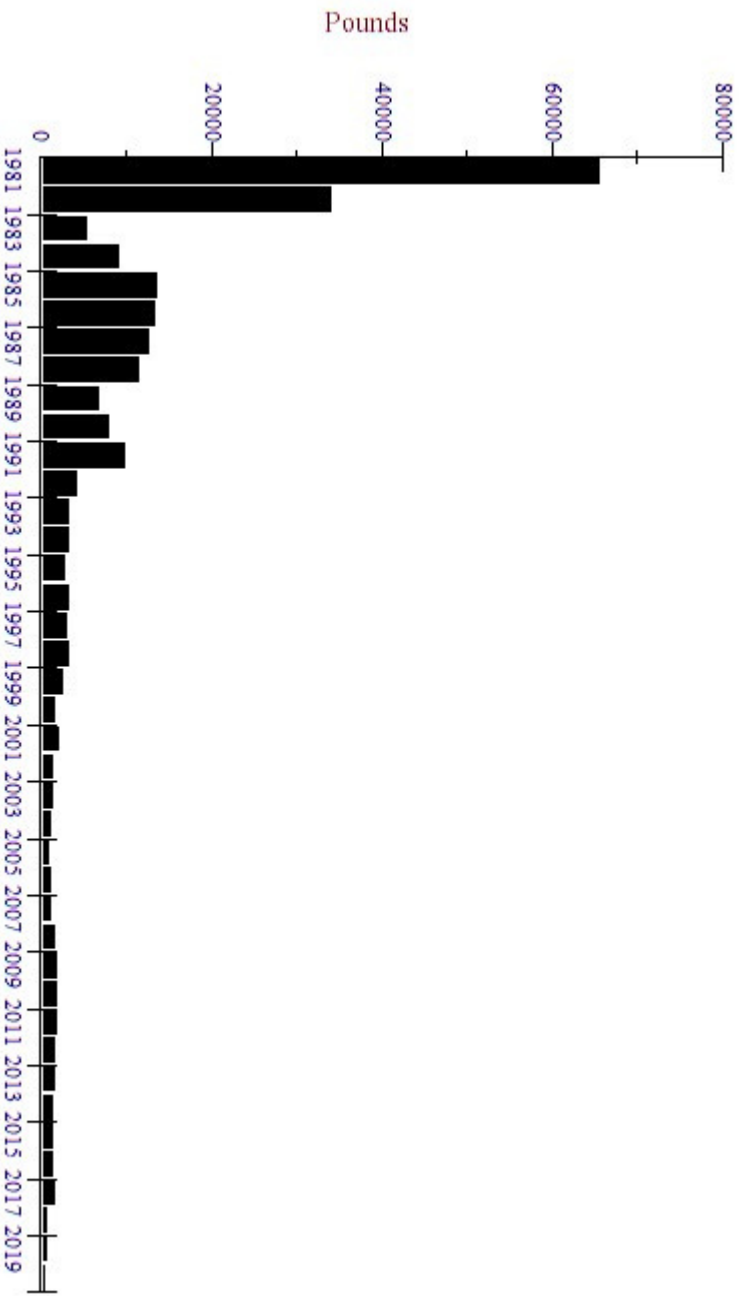
<b>Year</b>	<b>Cadmium</b>	<b>Chromium</b>	<b>Copper</b>	<b>Lead</b>	<b>Mercury</b>	<b>Nickel</b>	<b>Silver</b>	<b>Zinc</b>
2017	303	1,502	5,288	1,644	5	2,668	488	13,966
2018	34	698	4,683	1,100	2	3,270	109	13,286
2019	32	602	4,098	1,174	3	2,984	91	11,797
2020	23	472	4,037	948	3*	2,024	84	10,468

\*Mercury not analyzed in March or July 2020. Annual loading includes estimates for months with no sample data. See Chapter V report text for details.

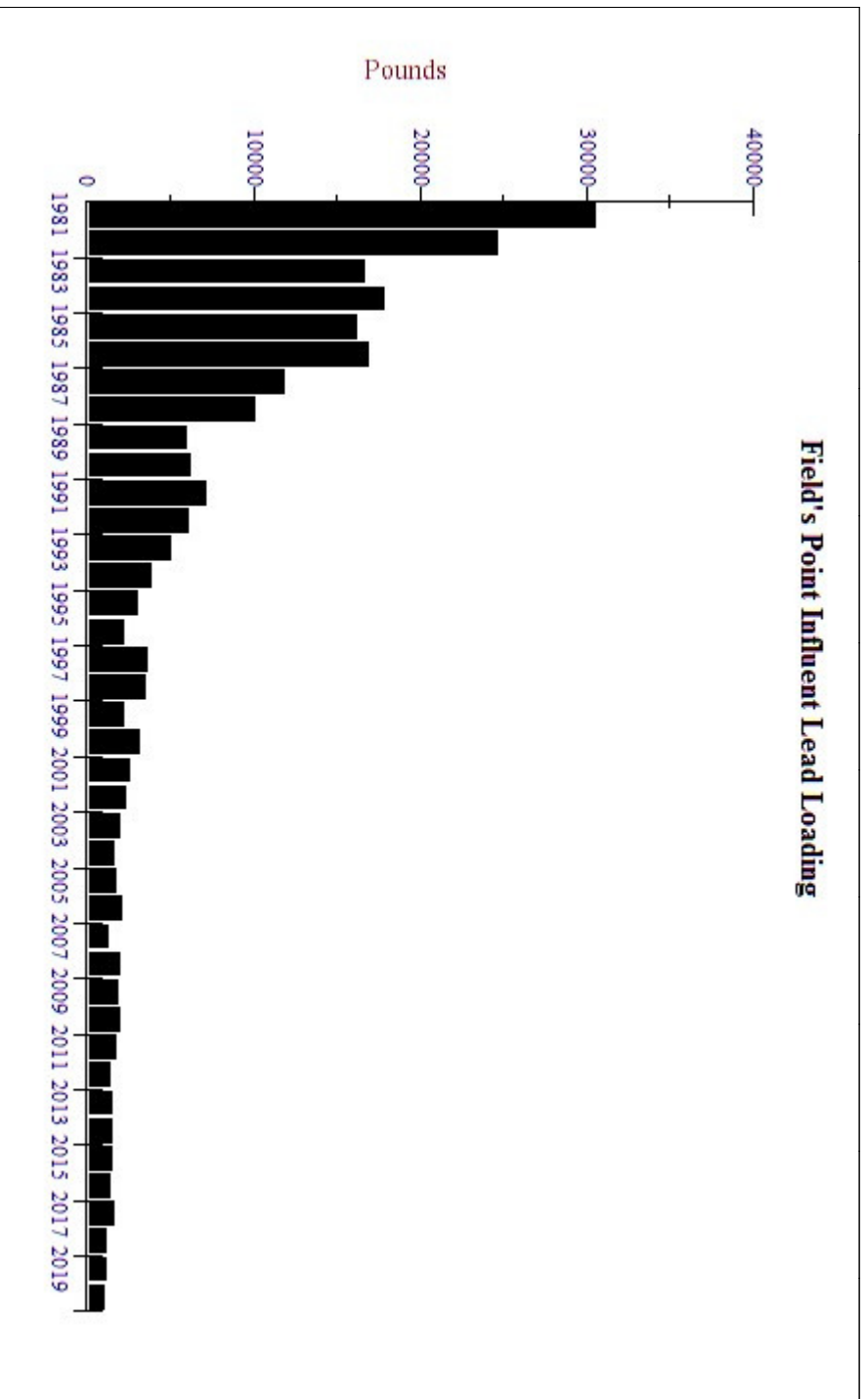
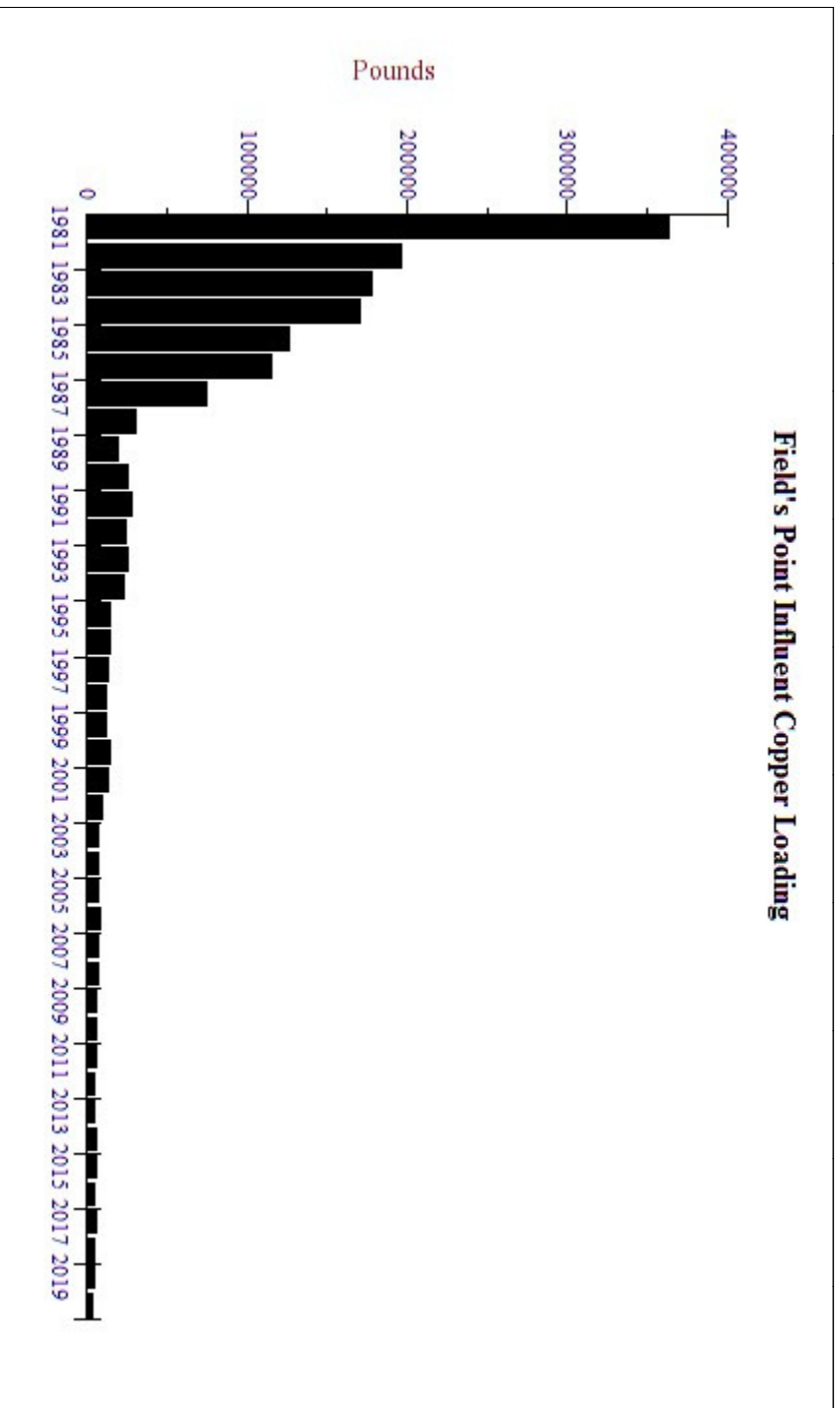
**Field's Point Influent Cadmium Loading**

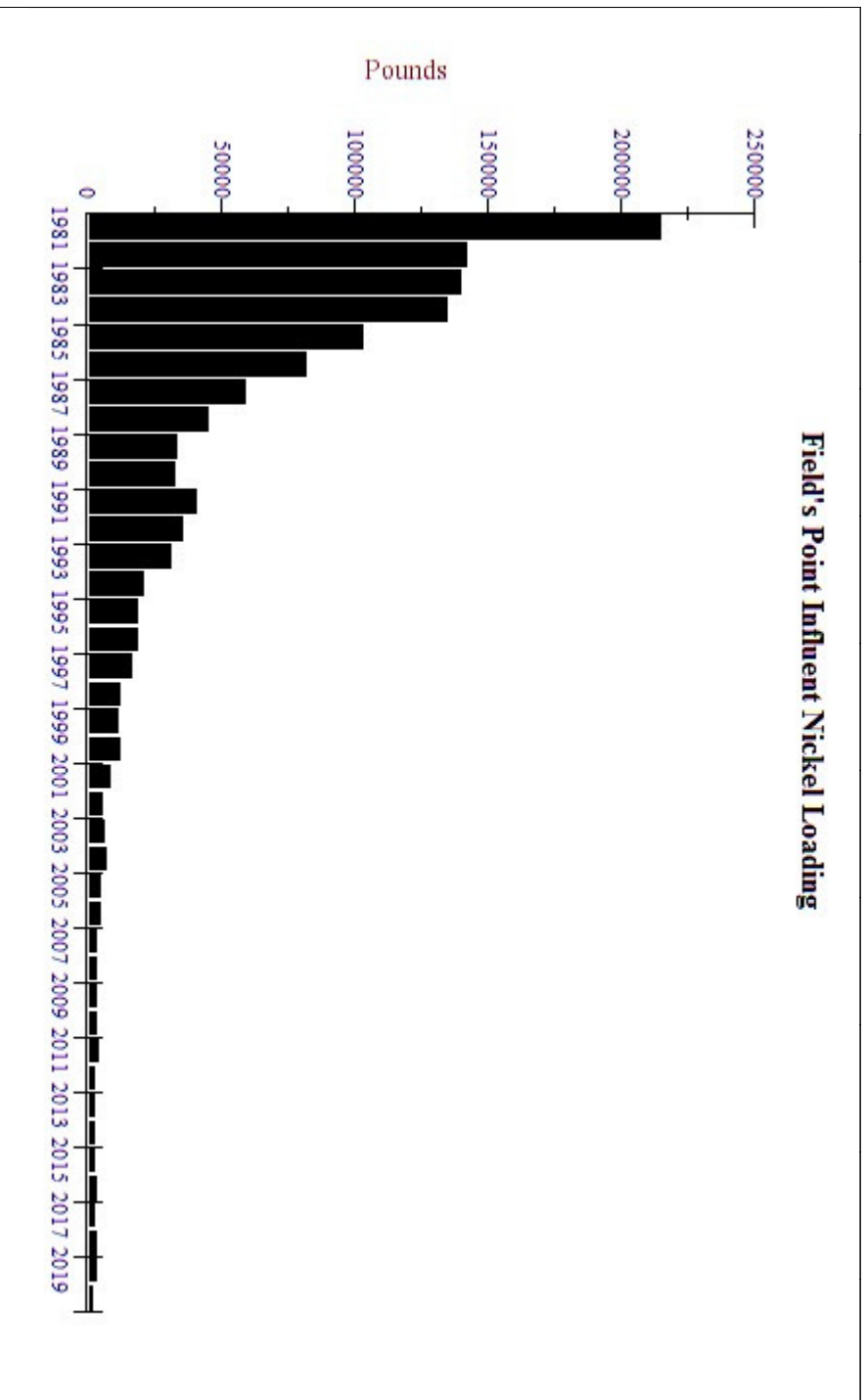
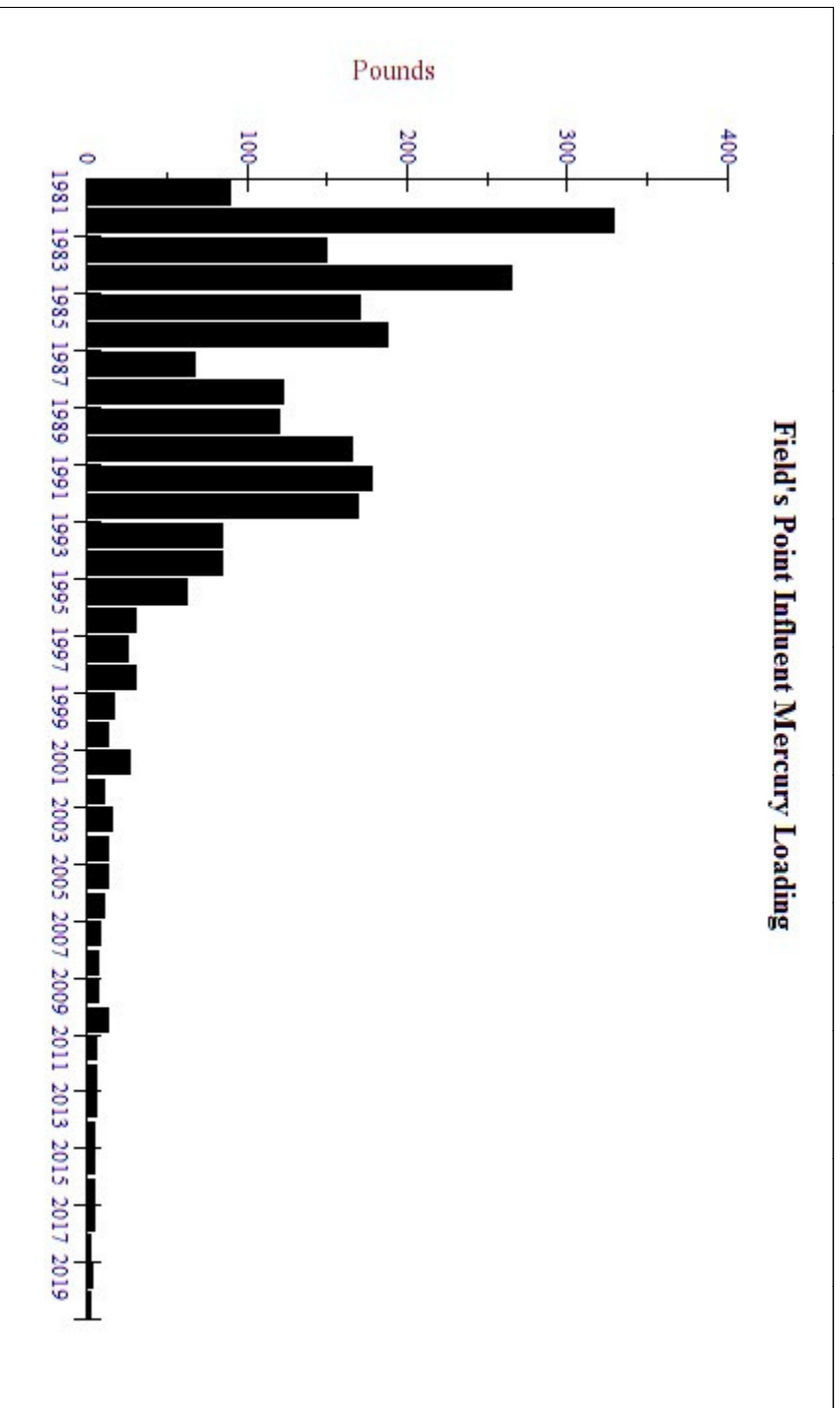


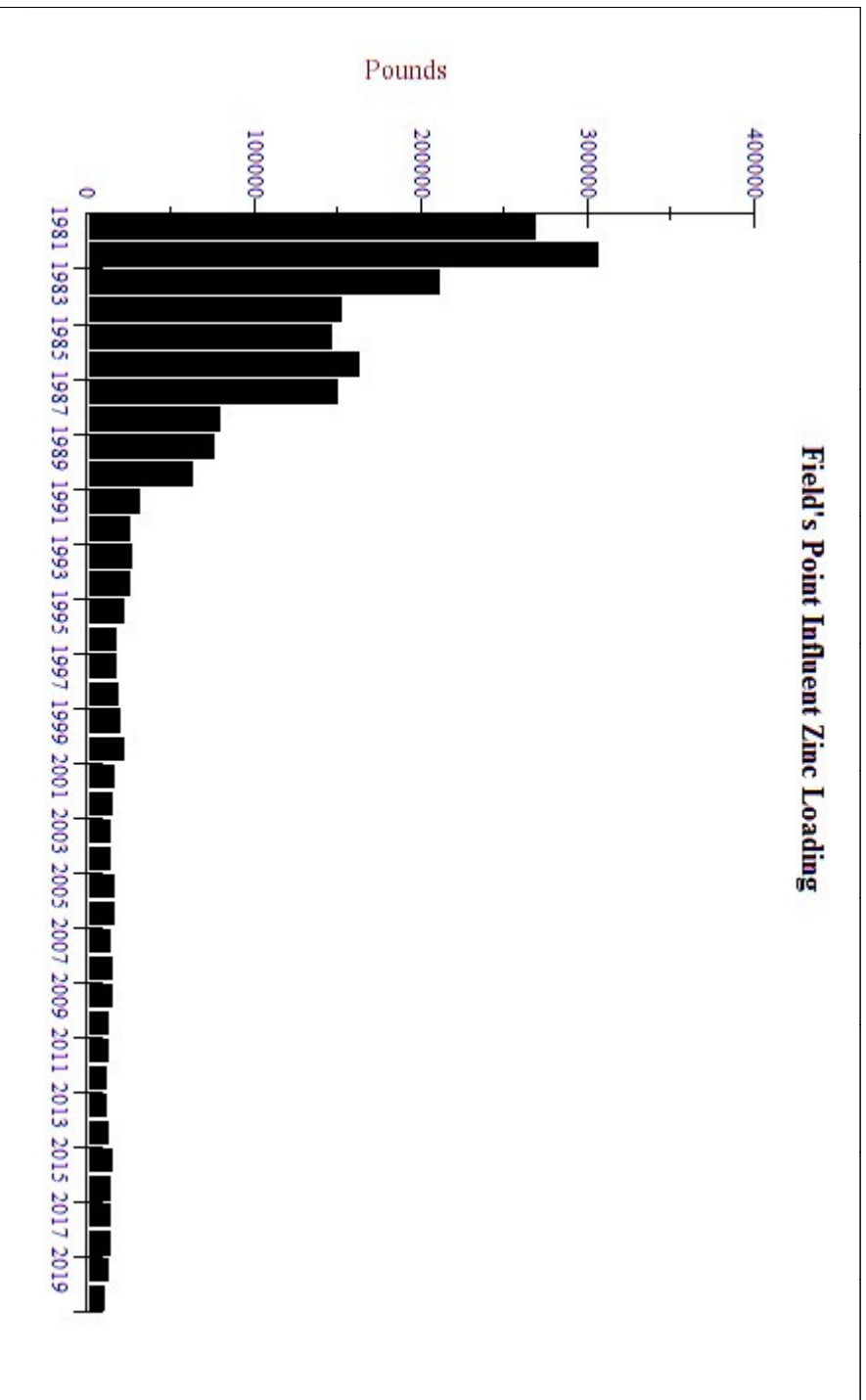
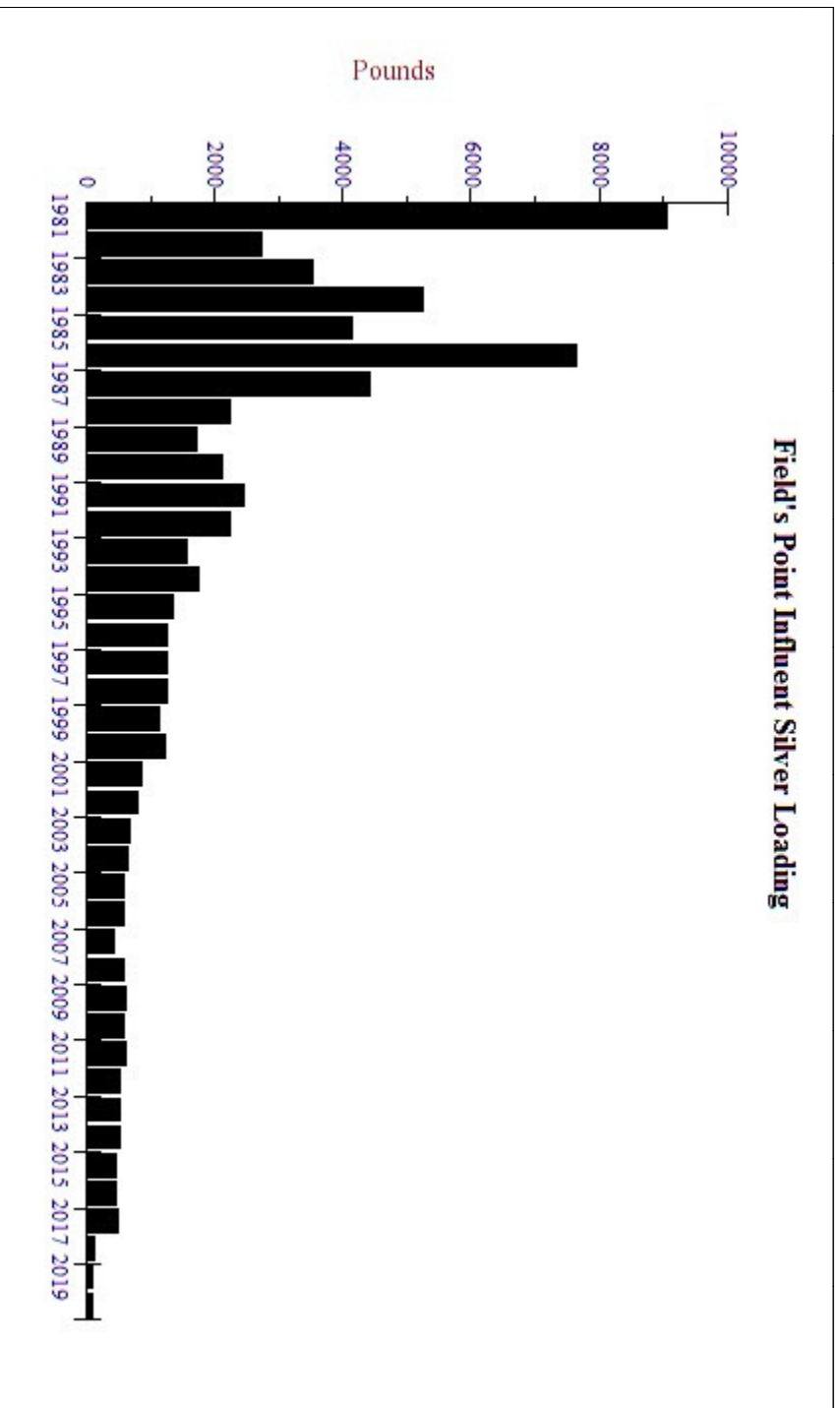
**Field's Point Influent Chromium Loading**











***EFFLUENT LOADING DATA***

***FIELD'S POINT***

**Field's Point Effluent Metals Cd - CN 2020**  
**all analyses in ppb**

Date	Day of the Week	Total Eff Flow	Cd (ppb)	Cr (ppb)	Hex Cr (ppb)	Cu (ppb)	Pb (ppb)	Hg (ppb)	Ni (ppb)	Ag (ppb)	Zn (ppb)	CN (ppb)
1/1/2020	Wednesday	60.06	<0.020	0.9476		1.921	0.3646		6.209	<0.020	19.41	5.25
1/7/2020	Tuesday	42.36	<0.020	1.278	<10	2.115	0.3735	0.00204	11.42	<0.020	21.35	4.73
1/8/2020	Wednesday	41.04	0.02040	1.181		2.351	0.3773		10.85	<0.020	22.82	<4
1/14/2020	Tuesday	39.72	0.02051	1.638		3.012	0.3150		11.98	<0.020	24.61	5.02
1/15/2020	Wednesday	39.23	<0.020	1.280		2.732	0.3341		12.45	<0.020	23.85	5.21
1/21/2020	Tuesday	36.77	0.02780	1.070		2.768	0.3072		14.20	0.02519	24.92	5.27
1/22/2020	Wednesday	35.41	0.02247	1.096		2.746	<0.300		13.81	0.02096	26.18	4.12
1/28/2020	Tuesday	35.53	0.02713	1.546		3.135	0.3214		11.65	<0.020	29.39	<4
1/29/2020	Wednesday	37.31	0.02919	1.414		3.239	0.3118		12.74	<0.020	29.21	6.04
2/4/2020	Tuesday	35.55	0.02917	1.410		3.005	<0.300	0.00189	14.51	0.02113	26.88	7.08
2/5/2020	Wednesday	38.79	0.02789	1.239		2.861	<0.300		13.35	0.02062	26.14	5.04
2/11/2020	Tuesday	48.47	0.03249	1.119	<10	3.383	0.3252		10.16	0.1345	32.33	4.37
2/12/2020	Wednesday	47.20	0.02198	1.029		3.402	0.3084		9.801	0.1007	26.90	5.11
2/18/2020	Tuesday	39.16	0.02163	0.9996		2.747	<0.300		13.25	0.07287	28.65	5.40
2/19/2020	Wednesday	35.40	0.02209	0.9183		2.965	<0.300		14.76	0.06337	30.10	4.20
2/25/2020	Tuesday	37.89	<0.020	1.016		2.710	<0.300		14.17	0.04654	27.21	5.77
2/26/2020	Wednesday	43.05	<0.020	1.117		2.629	0.3092		13.30	0.04240	23.62	<4
3/3/2020	Tuesday	45.80	<0.020	1.048	<10	2.790	0.3710	**	8.974	0.04671	24.35	4.74
3/4/2020	Wednesday	33.98	<0.020	0.8744		2.372	<0.300		9.829	0.03278	28.47	5.31
3/10/2020	Tuesday	32.47	<0.020	1.109		2.076	<0.300		10.64	0.02608	23.59	<4
3/11/2020	Wednesday	34.67	<0.020	1.095		2.306	<0.300		11.31	0.02700	26.54	<4
3/17/2020	Tuesday	34.77	<0.020	1.354		2.294	<0.300		9.943	0.02703	28.53	19.3
3/18/2020	Wednesday	37.22	<0.020	0.9007		2.955	<0.300		9.873	0.02113	28.85	<4
3/24/2020	Tuesday	65.97	<0.020	0.6355		2.076	<0.300		6.280	0.02156	23.45	4.73
3/25/2020	Wednesday	66.82	<0.020	0.6774		2.881	0.3151		7.314	0.03576	25.98	<4
3/31/2020	Tuesday	43.26	<0.020	0.9123		2.326	0.3662		10.31	0.02282	23.53	5.22
4/1/2020	Wednesday	43.30	<0.020	1.052		2.380	<0.300		10.48	0.02275	20.71	4.12
4/7/2020	Tuesday	44.05	0.02455	1.058	<10	3.166	<0.300	0.00180	9.117	<0.020	22.82	<4
4/8/2020	Wednesday	44.47	<0.020	1.108		2.888	<0.300		9.543	<0.020	21.97	<4
4/14/2020	Tuesday	69.68	<0.020	0.7351		2.051	0.3338		6.534	<0.020	21.34	4.66
4/15/2020	Wednesday	71.71	0.02086	0.7269		2.079	0.3349		7.271	0.02537	21.08	<4
4/21/2020	Tuesday	60.24	0.02239	0.8851		2.300	0.3370		10.20	<0.020	48.82	7.47
4/22/2020	Wednesday	60.37	<0.020	0.9869		2.270	0.3188		10.70	<0.020	23.60	4.79
4/28/2020	Tuesday	47.03	0.02105	0.9263		2.318	<0.300		9.374	<0.020	20.87	<4
4/29/2020	Wednesday	48.35	0.02069	0.9736		2.344	<0.300		9.024	<0.020	20.89	<4
5/5/2020	Tuesday	62.09	<0.020	0.7611	<10	1.623	<0.300	0.00253	8.110	0.02336	16.42	<4
5/6/2020	Wednesday	51.82	<0.020	0.9239		1.965	0.3454		9.632	<0.020	18.12	<4
5/12/2020	Tuesday	44.14	<0.020	0.9595		2.071	0.3172		9.681	<0.020	17.06	<4
5/13/2020	Wednesday	42.40	<0.020	1.007		2.039	0.3393		10.98	<0.020	17.72	<4
5/19/2020	Tuesday	38.17	<0.020	1.248		1.854	0.3238		10.23	<0.020	19.75	<4
5/20/2020	Wednesday	38.32	<0.020	1.028		1.719	0.3384		9.924	0.02478	20.31	4.17
5/26/2020	Tuesday	36.85	<0.020	1.215		2.686	0.3137		9.593	<0.020	21.54	<4
5/27/2020	Wednesday	35.04	<0.020	1.126		1.852	<0.300		10.75	<0.020	19.49	<4
6/2/2020	Tuesday	34.27	<0.020	1.029	<10	1.741	<0.300	<0.001	12.20	<0.020	18.26	<4
6/3/2020	Wednesday	34.94	<0.020	1.091		2.050	<0.300		11.93	<0.020	18.78	<4
6/9/2020	Tuesday	31.79	<0.020	1.037		1.626	0.3271		9.958	<0.020	20.82	<4
6/10/2020	Wednesday	35.13	<0.020	1.046		2.298	0.3387		10.14	0.02020	20.38	<4
6/16/2020	Tuesday	31.77	<0.020	1.057		1.590	<0.300		10.42	<0.020	19.93	<4
6/17/2020	Wednesday	33.14	<0.020	1.102		2.252	<0.300		12.22	<0.020	23.67	<4
6/23/2020	Tuesday	32.49	<0.020	0.9942		2.089	0.3072		10.84	<0.020	20.69	<4
6/24/2020	Wednesday	32.80	<0.020	1.106		1.901	<0.300		10.77	<0.020	20.97	<4
6/30/2020	Tuesday	41.62	<0.020	0.7276		1.496	0.4082		10.84	<0.020	21.93	<4
7/1/2020	Wednesday	38.72	<0.020	0.6024		1.242	0.4355		9.797	<0.020	27.45	6.04
7/7/2020	Tuesday	31.12	<0.020	0.7553	<10	1.495	0.3848	**	8.068	<0.020	23.86	<4
7/8/2020	Wednesday	31.60	<0.020	0.8122		1.899	0.4335		11.30	<0.020	26.92	<4
7/14/2020	Tuesday	46.70	<0.020	1.122		2.107	0.5156		10.12	<0.020	18.91	<4
7/15/2020	Wednesday	36.43	<0.020	1.030		1.491	0.3429		11.07	<0.020	23.80	<8
7/21/2020	Tuesday	31.25	<0.020	0.8652		2.226	0.3769		13.67	<0.020	24.05	<4
7/22/2020	Wednesday	31.98	<0.020	0.7410		1.612	0.3590		12.41	<0.020	24.69	<4
7/28/2020	Tuesday	47.10	<0.020	0.8925		2.643	0.5485		9.793	0.02195	18.41	<4
7/29/2020	Wednesday	44.14	<0.020	0.9596		1.702	0.3702		18.16	<0.020	18.92	<4
8/4/2020	Tuesday	35.30	<0.020	0.8168	<10	2.022	0.4685	0.00215	12.82	<0.020	21.10	<8
8/5/2020	Wednesday	35.71	<0.020	0.8547		1.533	0.3801		12.42	<0.020	20.34	<4

**Field's Point Effluent Metals Cd - CN 2020**  
**all analyses in ppb**

Date	Day of the Week	Total Eff Flow	Cd (ppb)	Cr (ppb)	Hex Cr (ppb)	Cu (ppb)	Pb (ppb)	Hg (ppb)	Ni (ppb)	Ag (ppb)	Zn (ppb)	CN (ppb)
8/11/2020	Tuesday	29.72	<0.020	0.7892		2.365	0.3911		12.82	<0.020	22.83	<4
8/12/2020	Wednesday	28.74	<0.020	0.8469		2.345	0.3729		18.28	<0.020	21.56	4.18
8/18/2020	Tuesday	31.40	<0.020	1.142		2.364	0.3559		10.84	<0.020	22.74	<4
8/19/2020	Wednesday	27.25	<0.020	0.9617		1.843	0.3854		12.16	<0.020	23.80	<4
8/25/2020	Tuesday	27.79	<0.020	1.091		1.652	0.3337		13.62	<0.020	21.09	<4
8/26/2020	Wednesday	29.15	<0.020	1.126		1.539	0.3290		12.87	<0.020	18.64	<4
9/1/2020	Tuesday	26.99	<0.020	0.9833		1.794	0.4241		11.64	<0.020	19.72	<4
9/2/2020	Wednesday	37.43	<0.020	0.9092		1.569	0.3866		10.46	<0.020	19.90	4.53
9/8/2020	Tuesday	27.56	<0.020	0.8955		1.613	0.3566		12.51	<0.020	19.68	4.24
9/9/2020	Wednesday	28.68	<0.020	0.8452		1.546	0.3381		14.64	<0.020	18.20	<8
9/15/2020	Tuesday	26.12	<0.020	1.215	<10	1.735	0.3058	0.00178	14.35	<0.020	19.57	<8
9/16/2020	Wednesday	26.27	<0.020	1.064		1.829	0.3820		15.26	<0.020	19.38	<8
9/22/2020	Tuesday	27.89	<0.020	0.9056		1.911	0.3071		14.43	0.02787	21.28	<4
9/23/2020	Wednesday	27.51	<0.020	0.9253		1.708	<0.300		15.18	0.02273	20.95	<4
9/29/2020	Tuesday	35.09	<0.020	0.8801		2.920	0.3884		12.73	0.02806	23.60	<4
9/30/2020	Wednesday	41.24	<0.020	1.512		1.923	<0.300		9.937	<0.020	21.58	<4
10/6/2020	Tuesday	26.69	<0.020	1.696	11	2.269	0.3167	0.00153	12.67	<0.020	26.02	<8
10/7/2020	Wednesday	29.36	<0.020	1.519		2.901	0.3075		15.45	<0.020	23.87	<8
10/13/2020	Tuesday	55.94	<0.020	0.9651		2.173	0.3272		7.624	<0.020	19.63	<8
10/14/2020	Wednesday	28.44	<0.020	0.8262		1.836	<0.300		10.07	<0.020	21.36	<8
10/20/2020	Tuesday	36.06	<0.020	0.6532		2.300	<0.300		12.28	<0.020	24.57	<4
10/21/2020	Wednesday	28.93	<0.020	0.7889		2.437	<0.300		15.22	<0.020	24.68	<4
10/27/2020	Tuesday	28.89	<0.020	0.7192		2.369	<0.300		14.70	<0.020	21.94	<4
10/28/2020	Wednesday	31.58	<0.020	0.7616		2.112	0.3267		13.47	0.02416	21.66	<4
11/3/2020	Tuesday	38.02	<0.020	0.9058	<10	2.259	0.3767	0.00296	9.899	0.02154	26.74	<4
11/4/2020	Wednesday	30.31	<0.020	0.9789		2.224	0.3265		12.99	<0.020	25.82	<4
11/10/2020	Tuesday	28.43	<0.020	0.7943		1.918	<0.300		11.78	<0.020	20.99	<4
11/11/2020	Wednesday	32.71	<0.020	0.8735		2.238	<0.300		14.01	<0.020	21.25	<4
11/17/2020	Tuesday	29.66	<0.020	0.8498		2.066	<0.300		16.44	<0.020	24.01	<4
11/18/2020	Wednesday	28.28	<0.020	0.7860		2.078	<0.300		15.78	<0.020	23.17	<4
11/24/2020	Tuesday	56.03	<0.020	0.7940		2.420	0.4114		12.96	0.02812	19.83	<4
11/25/2020	Wednesday	49.46	<0.020	0.7786		2.300	0.3768		13.02	0.02223	19.26	<4
12/1/2020	Tuesday	71.76	0.02393	1.075		3.281	0.6444		8.784	0.03560	19.08	5.85
12/2/2020	Wednesday	68.35	<0.020	1.044		2.693	0.5008		9.601	0.02744	19.49	4.13
12/8/2020	Tuesday	75.27	0.02584	1.680	<10	4.281	0.7882	0.00216	9.099	0.04394	22.72	6.26
12/9/2020	Wednesday	63.68	0.02198	1.017		2.805	0.4462		9.356	0.02645	22.20	<4
12/15/2020	Tuesday	41.20	0.02359	1.408		2.332	0.3037		12.21	<0.020	21.27	
12/16/2020	Wednesday	44.44	<0.020	1.082		2.374	<0.300		12.85	<0.020	19.93	4.57
12/17/2020	Thursday	39.56										4.49
12/22/2020	Tuesday	41.73	0.02020	1.259		2.105	<0.300		10.37	0.02325	20.40	4.10
12/23/2020	Wednesday	37.74	0.02006	1.381		2.472	<0.300		10.56	0.02422	22.08	4.86
12/29/2020	Tuesday	70.15	0.02160	0.6978		2.144	0.3180		5.598	0.02591	17.40	5.78
12/30/2020	Wednesday	66.27	<0.020	0.7452		2.479	<0.300		6.564	<0.020	16.89	4.18

\*\*Mercury not analyzed in March or July 2020 - see Chapter V report text for details

**Field's Point Effluent Metals Al - Mo 2020**  
**all analyses in ppb**

<b>Date</b>	<b>Day of the Week</b>	<b>Total Eff Flow</b>	<b>Al (ppb)</b>	<b>Fe (ppb)</b>	<b>Se (ppb)</b>	<b>As (ppb)</b>	<b>Mo (ppb)</b>
1/1/2020	Wednesday	60.06	24.43		<1	2.244	3.479
1/7/2020	Tuesday	42.36	10.94	132.9	<1	3.008	3.875
1/8/2020	Wednesday	41.04	10.27		<1	2.902	3.794
1/14/2020	Tuesday	39.72	8.605		<1	2.649	4.625
1/15/2020	Wednesday	39.23	8.853		<1	2.788	4.497
1/21/2020	Tuesday	36.77	10.23		<1	2.769	6.527
1/22/2020	Wednesday	35.41	9.185		<1	2.865	7.606
1/28/2020	Tuesday	35.53	9.440		1.292	3.058	8.346
1/29/2020	Wednesday	37.31	9.550		<1	3.113	8.994
2/4/2020	Tuesday	35.55	9.559	119.1	1.955	2.776	10.37
2/5/2020	Wednesday	38.79	9.836		1.150	2.638	8.416
2/11/2020	Tuesday	48.47	9.311		<1	2.192	6.379
2/12/2020	Wednesday	47.20	9.064		<1	2.153	5.039
2/18/2020	Tuesday	39.16	8.758		<1	2.192	8.535
2/19/2020	Wednesday	35.40	8.111		1.040	2.014	9.154
2/25/2020	Tuesday	37.89	7.640		<1	2.035	10.07
2/26/2020	Wednesday	43.05	12.06		1.155	1.869	8.345
3/3/2020	Tuesday	45.80	8.699	109.6	<1	1.901	5.464
3/4/2020	Wednesday	33.98	12.83		<1	1.569	4.763
3/10/2020	Tuesday	32.47	7.047		<1	2.053	5.543
3/11/2020	Wednesday	34.67	9.675		1.253	2.265	12.96
3/17/2020	Tuesday	34.77	6.170		<1	1.773	5.572
3/18/2020	Wednesday	37.22	7.268		<1	1.861	9.095
3/24/2020	Tuesday	65.97	9.694		<1	1.221	5.027
3/25/2020	Wednesday	66.82	9.157		<1	1.441	5.108
3/31/2020	Tuesday	43.26	8.202		<1	2.047	7.594
4/1/2020	Wednesday	43.30	7.997		<1	2.040	8.272
4/7/2020	Tuesday	44.05	14.15	73.83	<1	2.209	10.98
4/8/2020	Wednesday	44.47	7.257		<1	2.311	9.296
4/14/2020	Tuesday	69.68	9.509		<1	1.611	4.025
4/15/2020	Wednesday	71.71	10.35		<1	1.628	4.035
4/21/2020	Tuesday	60.24	11.93		1.516	1.959	6.900
4/22/2020	Wednesday	60.37	8.830		<1	2.053	7.528
4/28/2020	Tuesday	47.03	8.043		<1	1.908	5.269
4/29/2020	Wednesday	48.35	7.783		<1	2.133	4.994
5/5/2020	Tuesday	62.09	8.602	81.69	<1	1.600	5.804
5/6/2020	Wednesday	51.82	8.671		1.151	1.698	7.201
5/12/2020	Tuesday	44.14	8.803		<1	2.213	3.643
5/13/2020	Wednesday	42.40	8.579		<1	2.171	3.733
5/19/2020	Tuesday	38.17	7.406		<1	2.881	6.002
5/20/2020	Wednesday	38.32	9.867		<1	2.422	18.81
5/26/2020	Tuesday	36.85	6.516		<1	2.577	6.984
5/27/2020	Wednesday	35.04	6.459		<1	2.405	15.49
6/2/2020	Tuesday	34.27	5.843	91.40	<1	2.354	4.911
6/3/2020	Wednesday	34.94	6.280		<1	2.334	5.873
6/9/2020	Tuesday	31.79	6.100		<1	1.908	10.52
6/10/2020	Wednesday	35.13	6.722		<1	1.968	10.36
6/16/2020	Tuesday	31.77	5.469		<1	1.770	5.811
6/17/2020	Wednesday	33.14	6.721		<1	1.705	6.185
6/23/2020	Tuesday	32.49	6.236		<1	1.736	7.452
6/24/2020	Wednesday	32.80	6.340		<1	1.556	7.009
6/30/2020	Tuesday	41.62	8.651		<1	1.339	5.887
7/1/2020	Wednesday	38.72	8.205		<1	1.058	5.112
7/7/2020	Tuesday	31.12	6.515	171.6	<1	1.567	8.849
7/8/2020	Wednesday	31.60	6.082		<1	1.519	6.720
7/14/2020	Tuesday	46.70	12		<1	1.684	7.175

**Field's Point Effluent Metals Al - Mo 2020**  
**all analyses in ppb**

<b>Date</b>	<b>Day of the Week</b>	<b>Total Eff Flow</b>	<b>Al (ppb)</b>	<b>Fe (ppb)</b>	<b>Se (ppb)</b>	<b>As (ppb)</b>	<b>Mo (ppb)</b>
7/15/2020	Wednesday	36.43	6.781		<1	1.814	7.923
7/21/2020	Tuesday	31.25	6.539		<1	1.861	10.19
7/22/2020	Wednesday	31.98	7.423		<1	1.601	11.40
7/28/2020	Tuesday	47.10	13.75		<1	1.722	8.466
7/29/2020	Wednesday	44.14	7.854		<1	1.611	8.454
8/4/2020	Tuesday	35.30	10.47	295.6	<1	1.670	7.234
8/5/2020	Wednesday	35.71	7.834		<1	1.654	7
8/11/2020	Tuesday	29.72	7.304		<1	1.799	10.28
8/12/2020	Wednesday	28.74	7.697		<1	1.720	12.93
8/18/2020	Tuesday	31.40	6.853		<1	1.652	10.89
8/19/2020	Wednesday	27.25	7.457		<1	1.722	9.446
8/25/2020	Tuesday	27.79	8.085		1.043	2.043	10.46
8/26/2020	Wednesday	29.15	8.740		<1	1.766	10.84
9/1/2020	Tuesday	26.99	10.53		<1	1.873	15.11
9/2/2020	Wednesday	37.43	9.544		<1	1.651	7.989
9/8/2020	Tuesday	27.56	8.106		<1	1.864	11.66
9/9/2020	Wednesday	28.68	8.056		<1	1.575	8.464
9/15/2020	Tuesday	26.12	7.873	260.9	<1	1.689	7.945
9/16/2020	Wednesday	26.27	7.864		<1	1.744	8.152
9/22/2020	Tuesday	27.89	9.245		<1	1.705	8.567
9/23/2020	Wednesday	27.51	8.404		<1	1.579	8.519
9/29/2020	Tuesday	35.09	10.02		<1	1.543	12.96
9/30/2020	Wednesday	41.24	7.614		<1	1.451	12.74
10/6/2020	Tuesday	26.69	6.926	137.1	1.079	1.624	10.93
10/7/2020	Wednesday	29.36	7.559		<1	1.722	12.47
10/13/2020	Tuesday	55.94	8.387		<1	1.193	4.413
10/14/2020	Wednesday	28.44	6.592		<1	1.147	6.344
10/20/2020	Tuesday	36.06	6.857		<1	1.489	7.272
10/21/2020	Wednesday	28.93	6.083		1.023	1.443	10.04
10/27/2020	Tuesday	28.89	7.302		<1	1.483	10.58
10/28/2020	Wednesday	31.58	7.899		<1	1.376	12.83
11/3/2020	Tuesday	38.02	8.740	221.9	<1	1.597	7.599
11/4/2020	Wednesday	30.31	7.373		<1	1.594	7.924
11/10/2020	Tuesday	28.43	5.869		<1	1.552	9.583
11/11/2020	Wednesday	32.71	5.293		<1	1.384	10.69
11/17/2020	Tuesday	29.66	6.678		<1	1.586	11.38
11/18/2020	Wednesday	28.28	6.507		1.331	1.524	15.28
11/24/2020	Tuesday	56.03	9.976		1.029	1.285	8.047
11/25/2020	Wednesday	49.46	8.828		<1	1.344	7.182
12/1/2020	Tuesday	71.76	21.33		1.028	1.367	4.530
12/2/2020	Wednesday	68.35	14.48		1.267	1.486	5.625
12/8/2020	Tuesday	75.27	24.49	231.1	1.207	1.459	4.217
12/9/2020	Wednesday	63.68	12.54		1.048	1.412	3.286
12/15/2020	Tuesday	41.20	7.345		1.488	2.341	9.662
12/16/2020	Wednesday	44.44	6.623		1.706	2.285	9.802
12/22/2020	Tuesday	41.73	6.937		1.307	2.484	10.90
12/23/2020	Wednesday	37.74	7.037		1.357	2.565	6.990
12/29/2020	Tuesday	70.15	8.320		<1	1.877	5.410
12/30/2020	Wednesday	66.27	7.949		<1	1.887	2.061



**Field's Point Monthly Average, Minimum, and Maximum Effluent Data 2020**  
all analyses in ppb

<b>Date</b>		<b>Flow (MGD)</b>	<b>Cd</b>	<b>TTL Cr</b>	<b>Cu</b>	<b>Pb</b>	<b>Hg(ppt)</b>	<b>Ni</b>	<b>Ag</b>	<b>Zn</b>	<b>CN</b>
<b>January</b>	<b>Average</b>	40.89	0.02	1.27	2.67	0.33	2.04	11.70	0.02	24.64	4.85
	<b>Minimum</b>	35.41	0.02	0.95	1.92	0.30	2.04	6.21	0.02	19.41	4.00
	<b>Maximum</b>	60.06	0.03	1.64	3.24	0.38	2.04	14.20	0.03	29.39	6.04
<b>February</b>	<b>Average</b>	40.41	0.02	1.11	2.96	0.31	1.89	12.91	0.06	27.73	5.12
	<b>Minimum</b>	33.55	0.02	0.92	2.63	0.30	1.89	9.80	0.02	23.62	4.00
	<b>Maximum</b>	63.78	0.03	1.41	3.40	0.33	1.89	14.76	0.13	32.33	7.08
<b>March</b>	<b>Average</b>	42.44	0.02	0.96	2.45	0.32	**	9.39	0.03	25.92	6.14
	<b>Minimum</b>	32.44	0.02	0.64	2.08	0.30	**	6.28	0.02	23.45	4.00
	<b>Maximum</b>	66.82	0.02	1.35	2.96	0.37	**	11.31	0.05	28.85	19.30
<b>April</b>	<b>Average</b>	56.54	0.02	0.94	2.42	0.31	1.80	9.14	0.02	24.68	4.56
	<b>Minimum</b>	42.19	0.02	0.73	2.05	0.30	1.80	6.53	0.02	20.71	4.00
	<b>Maximum</b>	72.58	0.02	1.11	3.17	0.34	1.80	10.70	0.03	48.82	7.47
<b>May</b>	<b>Average</b>	47.10	0.02	1.03	1.98	0.32	2.53	9.86	0.02	18.80	4.02
	<b>Minimum</b>	35.04	0.02	0.76	1.62	0.30	2.53	8.11	0.02	16.42	4.00
	<b>Maximum</b>	76.38	0.02	1.25	2.69	0.35	2.53	10.98	0.02	21.54	4.17
<b>June</b>	<b>Average</b>	36.15	0.02	1.02	1.89	0.32	1.00	11.04	0.02	20.60	4.00
	<b>Minimum</b>	29.26	0.02	0.73	1.50	0.30	1.00	9.96	0.02	18.26	4.00
	<b>Maximum</b>	49.20	0.02	1.11	2.30	0.41	1.00	12.22	0.02	23.67	4.00
<b>July</b>	<b>Average</b>	32.89	0.02	0.86	1.82	0.42	**	11.60	0.02	23.00	4.67
	<b>Minimum</b>	26.86	0.02	0.60	1.24	0.34	**	8.07	0.02	18.41	4.00
	<b>Maximum</b>	47.10	0.02	1.12	2.64	0.55	**	18.16	0.02	27.45	8.00
<b>August</b>	<b>Average</b>	30.02	0.02	0.95	1.96	0.38	2.15	13.23	0.02	21.51	4.52
	<b>Minimum</b>	26.77	0.02	0.79	1.53	0.33	2.15	10.84	0.02	18.64	4.00
	<b>Maximum</b>	39.92	0.02	1.14	2.37	0.47	2.15	18.28	0.02	23.80	8.00
<b>September</b>	<b>Average</b>	28.34	0.02	1.01	1.85	0.35	1.78	13.11	0.02	20.39	5.28
	<b>Minimum</b>	24.27	0.02	0.85	1.55	0.30	1.78	9.94	0.02	18.20	4.00
	<b>Maximum</b>	41.24	0.02	1.51	2.92	0.42	1.78	15.26	0.03	23.60	8.00
<b>October</b>	<b>Average</b>	35.31	0.02	0.99	2.30	0.31	1.53	12.69	0.02	22.97	6.00
	<b>Minimum</b>	24.60	0.02	0.65	1.84	0.30	1.53	7.62	0.02	19.63	4.00
	<b>Maximum</b>	62.67	0.02	1.70	2.90	0.33	1.53	15.45	0.02	26.02	8.00
<b>November</b>	<b>Average</b>	37.62	0.02	0.85	2.19	0.34	2.96	13.36	0.02	22.63	4.00
	<b>Minimum</b>	27.39	0.02	0.78	1.92	0.30	2.96	9.90	0.02	19.26	4.00
	<b>Maximum</b>	67.94	0.02	0.98	2.42	0.41	2.96	16.44	0.03	26.74	4.00
<b>December</b>	<b>Average</b>	57.35	0.02	1.14	2.70	0.42	2.16	9.50	0.03	20.15	4.82
	<b>Minimum</b>	37.74	0.02	0.70	2.11	0.30	2.16	5.60	0.02	16.89	4.00
	<b>Maximum</b>	76.77	0.03	1.68	4.28	0.79	2.16	12.85	0.04	22.72	6.26

\*\*Mercury not analyzed in March or July 2020 - see Chapter V report text for details

## Field's Point Effluent Loading Summary 2020

### Field's Point monthly mean effluent loading summary (lbs/month)

Monthly total loads calculated as: Monthly Total Effluent Flow (MG) \* Average Daily Concentration (ppb) \* Conversion Factor (0.00834).

Month	Total Monthly Eff Flow (MG)	Cd	Total Cr	Cu	Pb	Hg	Ni	Ag	Zn	Total Cyanide	Total Metals*
January	1267.65	0.24	13.45	28.21	3.53	0.0216	123.71	0.22	260.48	51.26	429.86
February	1172.01	0.24	10.81	28.96	2.98	0.0185	126.22	0.61	271.04	50.06	440.88
March	1315.60	0.22	10.49	26.91	3.48	0.0209**	102.98	0.32	284.41	67.42	428.83**
April	1696.23	0.30	13.29	34.26	4.44	0.0255	129.27	0.30	349.11	64.51	530.98
May	1459.95	0.24	12.58	24.06	3.92	0.0308	120.09	0.26	228.92	48.96	390.11
June	1084.58	0.18	9.24	17.13	2.90	0.0090	99.82	0.18	186.37	36.18	315.82
July	1019.54	0.17	7.35	15.51	3.56	0.0209**	98.62	0.17	195.58	39.72	320.98**
August	930.53	0.16	7.40	15.19	2.93	0.0167	102.66	0.16	166.95	35.10	295.46
September	850.07	0.14	7.19	13.15	2.47	0.0126	92.97	0.16	144.53	37.41	260.62
October	1094.49	0.18	9.05	20.99	2.83	0.0140	115.79	0.19	209.64	54.77	358.68
November	1128.71	0.19	7.96	20.60	3.17	0.0279	125.76	0.20	213.06	37.65	370.96
December	1777.94	0.32	16.89	39.99	6.23	0.0320	140.85	0.40	298.73	71.50	503.43
<b>Total (lbs/year)</b>		<b>2.58</b>	<b>125.69</b>	<b>284.96</b>	<b>42.43</b>	<b>0.2503**</b>	<b>1378.75</b>	<b>3.15</b>	<b>2808.80</b>	<b>594.54</b>	

\*Total Metals = Sum of Monthly Metals Loads (Cd, Cr, Cu, Pb, Hg, Ni, Ag, Zn)

\*\*Mercury not analyzed in March or July 2020 - loadings shown are estimates - see Chapter V report text for details

### Field's Point monthly mean effluent loading summary (lbs/day)

Average of daily loads – Each Daily load is calculated as: Daily Effluent Flow (MG) \* Daily Concentration (ppb) \* Conversion Factor (0.00834); the average of those loads is reported here.

Month	Mean Eff Flow (MGD)	Cd	Total Cr	Cu	Pb	Hg	Ni	Ag	Zn	Total Cyanide	Total Metals*
January	40.89	0.01	0.43	0.89	0.11	0.0007	3.86	0.01	8.24	1.66	13.55
February	40.41	0.01	0.37	1.01	0.10	0.0006	4.32	0.02	9.43	1.72	15.26
March	42.44	0.01	0.33	0.90	0.12	**	3.28	0.01	9.39	2.12	14.05**
April	56.54	0.01	0.42	1.08	0.14	0.0007	4.07	0.01	11.34	2.10	17.06
May	47.10	0.01	0.37	0.71	0.12	0.0013	3.54	0.01	6.75	1.46	11.50
June	36.15	0.01	0.29	0.54	0.09	0.0003	3.15	0.01	5.88	1.14	9.97
July	32.89	0.01	0.28	0.58	0.13	**	3.66	0.01	7.09	1.46	11.75**
August	30.02	0.01	0.24	0.50	0.10	0.0006	3.37	0.01	5.48	1.17	9.70
September	28.34	0.01	0.26	0.48	0.09	0.0004	3.27	0.01	5.21	1.31	9.32
October	35.31	0.01	0.27	0.63	0.09	0.0003	3.38	0.01	6.27	1.69	10.65
November	37.62	0.01	0.26	0.68	0.11	0.0009	4.03	0.01	6.80	1.22	11.88
December	57.35	0.01	0.54	1.35	0.22	0.0014	4.42	0.01	9.68	2.37	16.24

\*Total Metals = Sum of Monthly Average Metals Concentrations (Cd, Cr, Cu, Pb, Hg, Ni, Ag, Zn)

\*\*Mercury not analyzed in March or July 2020 - see Chapter V report text for details

## Field's Point Effluent Loading Summary 2020

Field's Point monthly mean effluent concentration (ppb)

Month	Mean Eff Flow (MGD)	Cd	Total Cr	Cu	Pb	Hg	Ni	Ag	Zn	Total Cyanide	Total Metals*
January	40.89	0.02	1.27	2.67	0.33	0.0020	11.70	0.02	24.64	4.85	40.66
February	40.41	0.02	1.11	2.96	0.31	0.0019	12.91	0.06	27.73	5.12	45.10
March	42.44	0.02	0.96	2.45	0.32	**	9.39	0.03	25.92	6.14	39.08**
April	56.54	0.02	0.94	2.42	0.31	0.0018	9.14	0.02	24.68	4.56	37.53
May	47.10	0.02	1.03	1.98	0.32	0.0025	9.86	0.02	18.80	4.02	32.04
June	36.15	0.02	1.02	1.89	0.32	0.0010	11.04	0.02	20.60	4.00	34.91
July	32.89	0.02	0.86	1.82	0.42	**	11.60	0.02	23.00	4.67	37.75**
August	30.02	0.02	0.95	1.96	0.38	0.0022	13.23	0.02	21.51	4.52	38.07
September	28.34	0.02	1.01	1.85	0.35	0.0018	13.11	0.02	20.39	5.28	36.76
October	35.31	0.02	0.99	2.30	0.31	0.0015	12.69	0.02	22.97	6.00	39.29
November	37.62	0.02	0.85	2.19	0.34	0.0030	13.36	0.02	22.63	4.00	39.41
December	57.35	0.02	1.14	2.70	0.42	0.0022	9.50	0.03	20.15	4.82	33.95

\*Total Metals = Sum of Monthly Average Metals Concentrations (Cd, Cr, Cu, Pb, Hg, Ni, Ag, Zn)

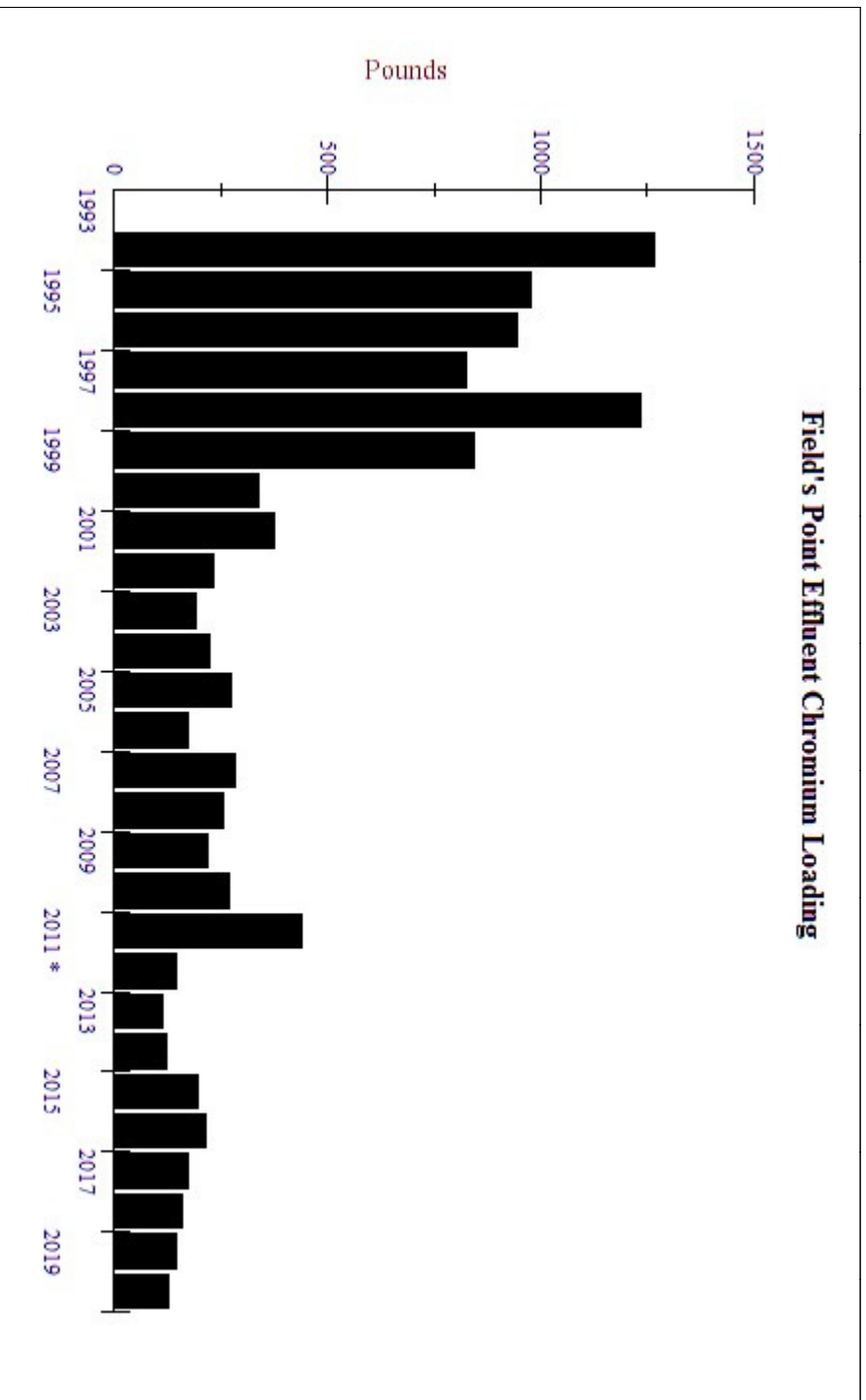
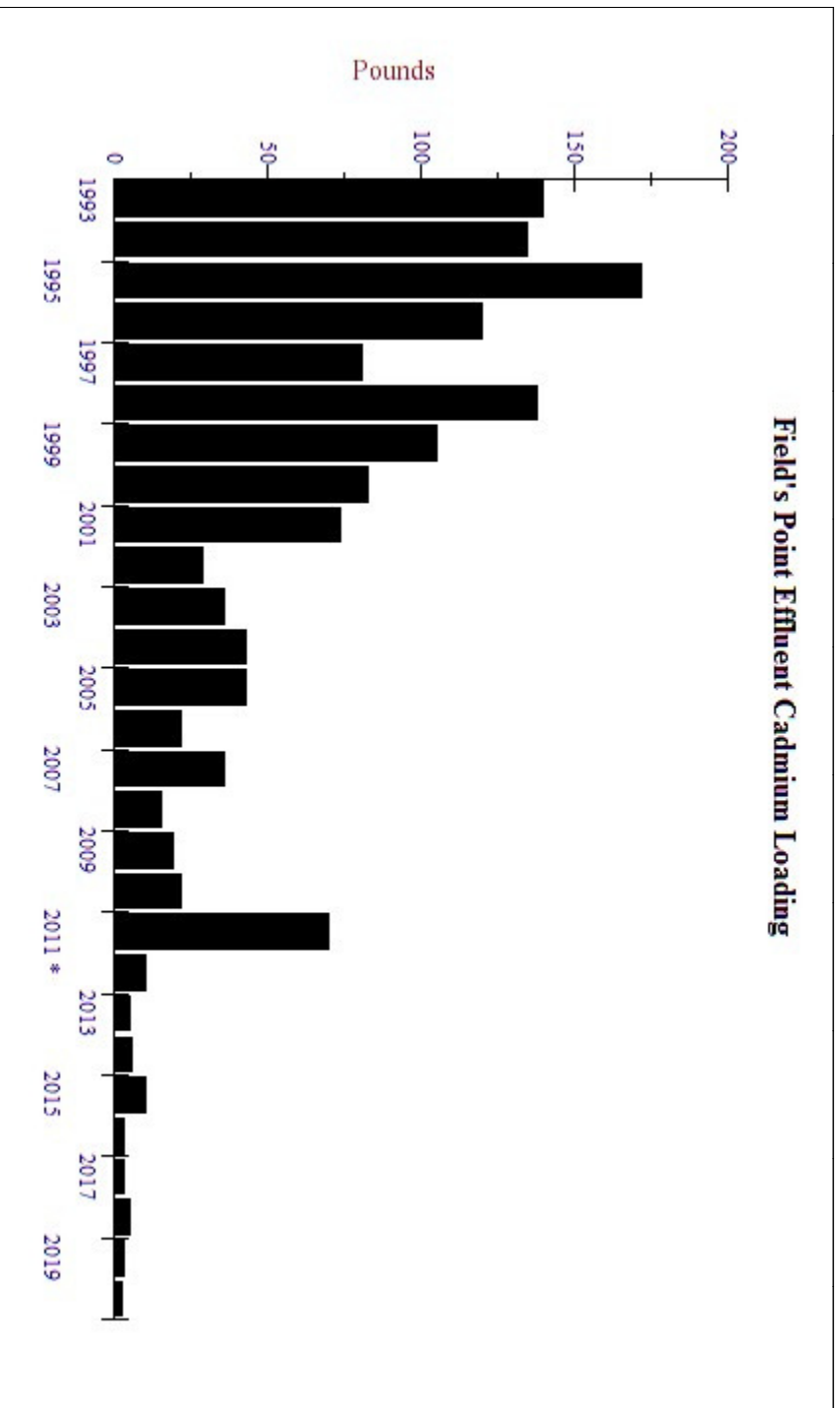
\*\*Mercury not analyzed in March or July 2020 - see Chapter V report text for details

Field's Point Effluent Loading Data  
Effluent loading (lbs/year)

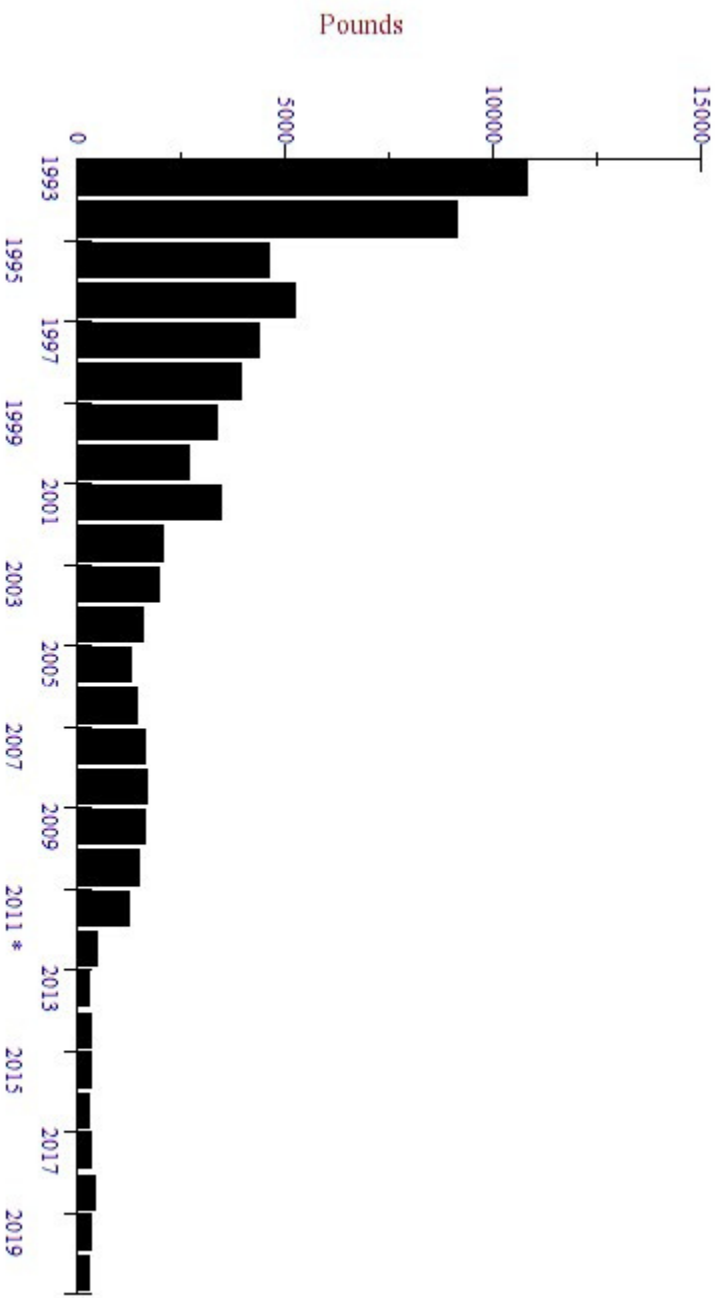
Year	Cadmium	Chromium	Copper	Lead	Mercury	Nickel	Silver	Zinc
1993	140		10831	1699	28.10	25289	634	11347
1994	135	1266	9132	1372	47.82	18134	636	13324
1995	172	975	4598	889	43.07	15045	529	9348
1996	120	945	5218	616	15.70	14416	500	9552
1997	81	827	4393	727	13.14	13819	341	8585
1998	138	1236	3960	883	18.98	9797	396	9011
1999	105	844	3371	562	18.25	8338	337	7689
2000	83	340	2670	704	13.14	8369	253	9345
2001	74	377	3458	515	13.71	6595	212	6981
2002	29	232	2050	283	3.69	3774	179	5031
2003	36	190	1968	268	2.92	4838	184	6076
2004	43	222	1564	338	4.53	5694	132	4171
2005	43	274	1289	329	3.76	3062	103	4117
2006	22	174	1443	194	2.12	3199	71	4290
2007	36	282	1,632	382	0.97	2,505	62	3934
2008	15	257	1667	185	1.00	2282	64	3870
2009	19	220	1642	177	0.88	2640	34	3782
2010	22	271	1505	184	2.46	2518	23	3818
2011 *	70	438	1224	410	0.64	2863	76	4022
2012	10	144	465	73	0.38	1900	12	2445
2013	5	114	279	279	0.38	1452	7	2523
2014	6	123	313	59	0.39	1682	6	2637
2015	10	194	330	52	0.42	1503	5	2786
2016	3	214	290	45	0.38	1855	4	3242
2017	3	172	329	51	0.36	1781	4	3447
2018	5	157	434	62	0.34	2370	5	4303
2019	3	144	317	53	0.33	1939	4	3363
2020	3	126	285	42	0.25**	1379	3	2809

\* In 2011, several samples for Cd, Cr, Pb, and Ag had to be analyzed on equipment with higher detection limits, resulting in an increase in loadings that was not actually reflective of what was being discharged at Field's Point.

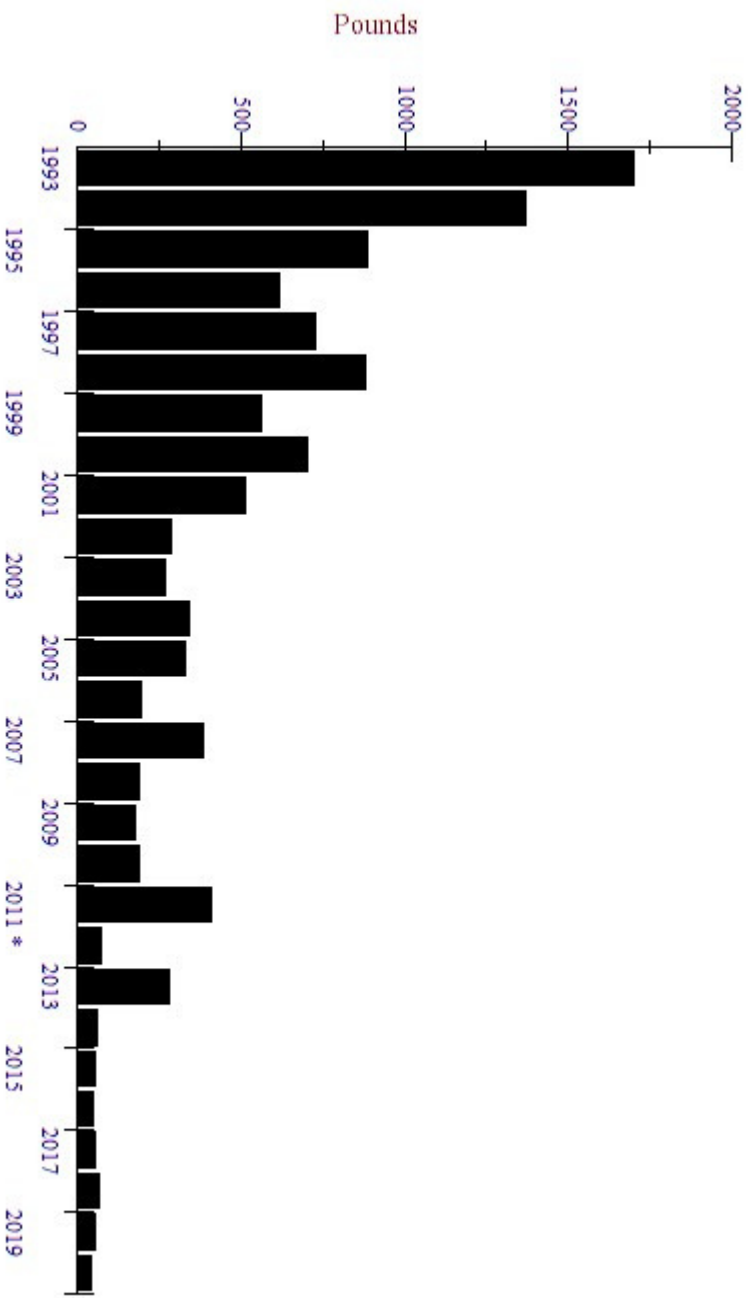
\*\* Mercury not analyzed in March or July 2020. Annual loading includes estimates for months with no sample data. See Chapter V report text for details.

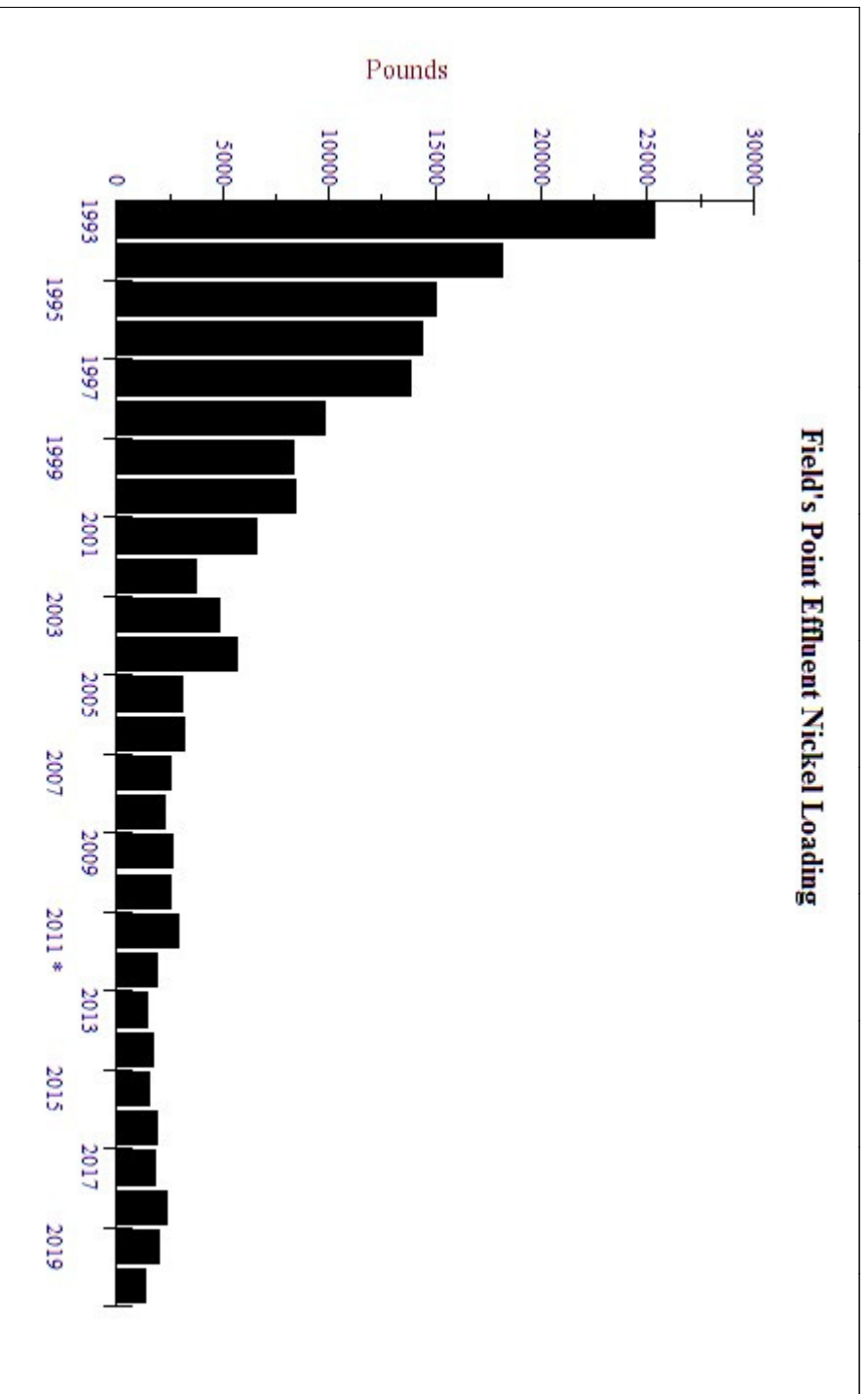
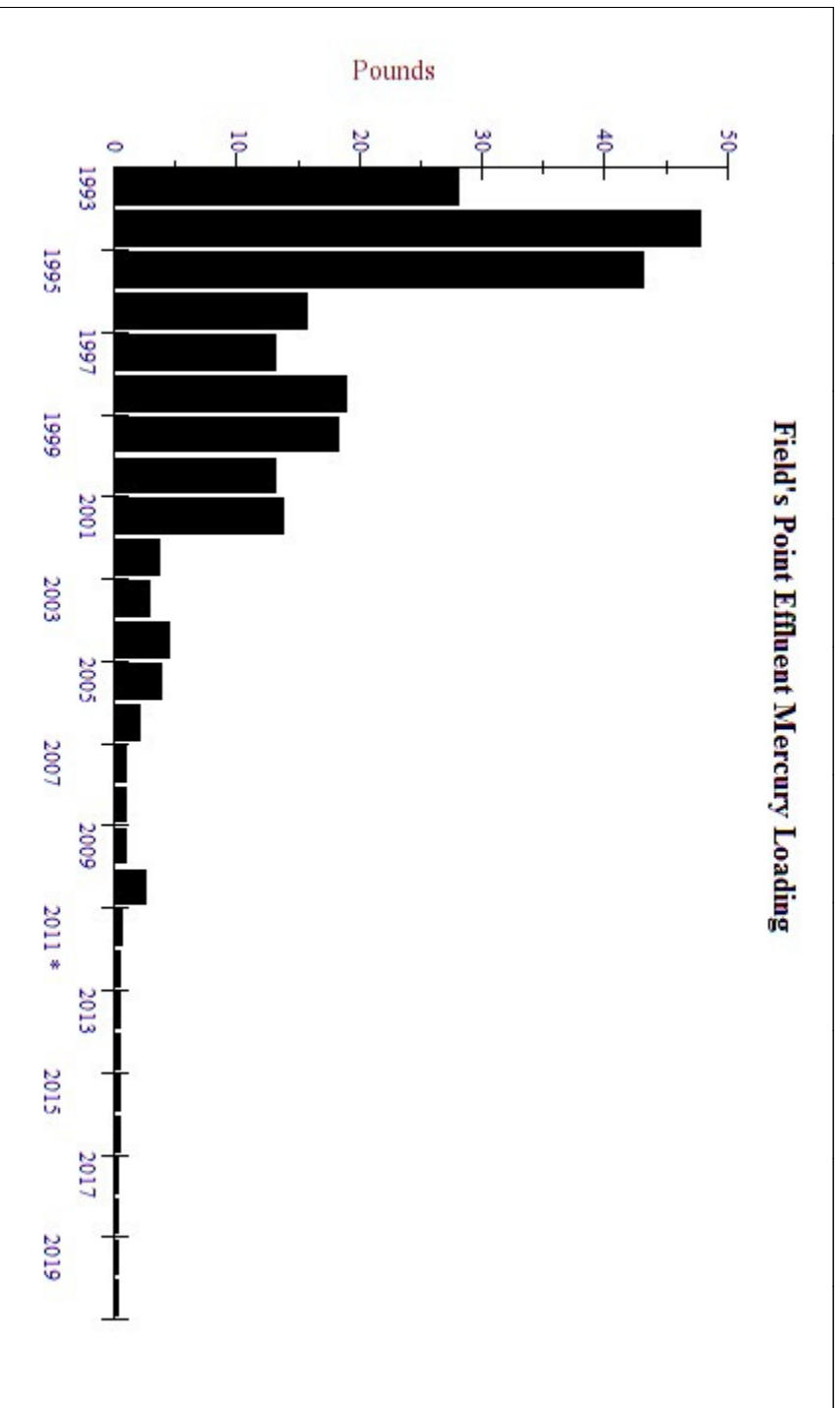


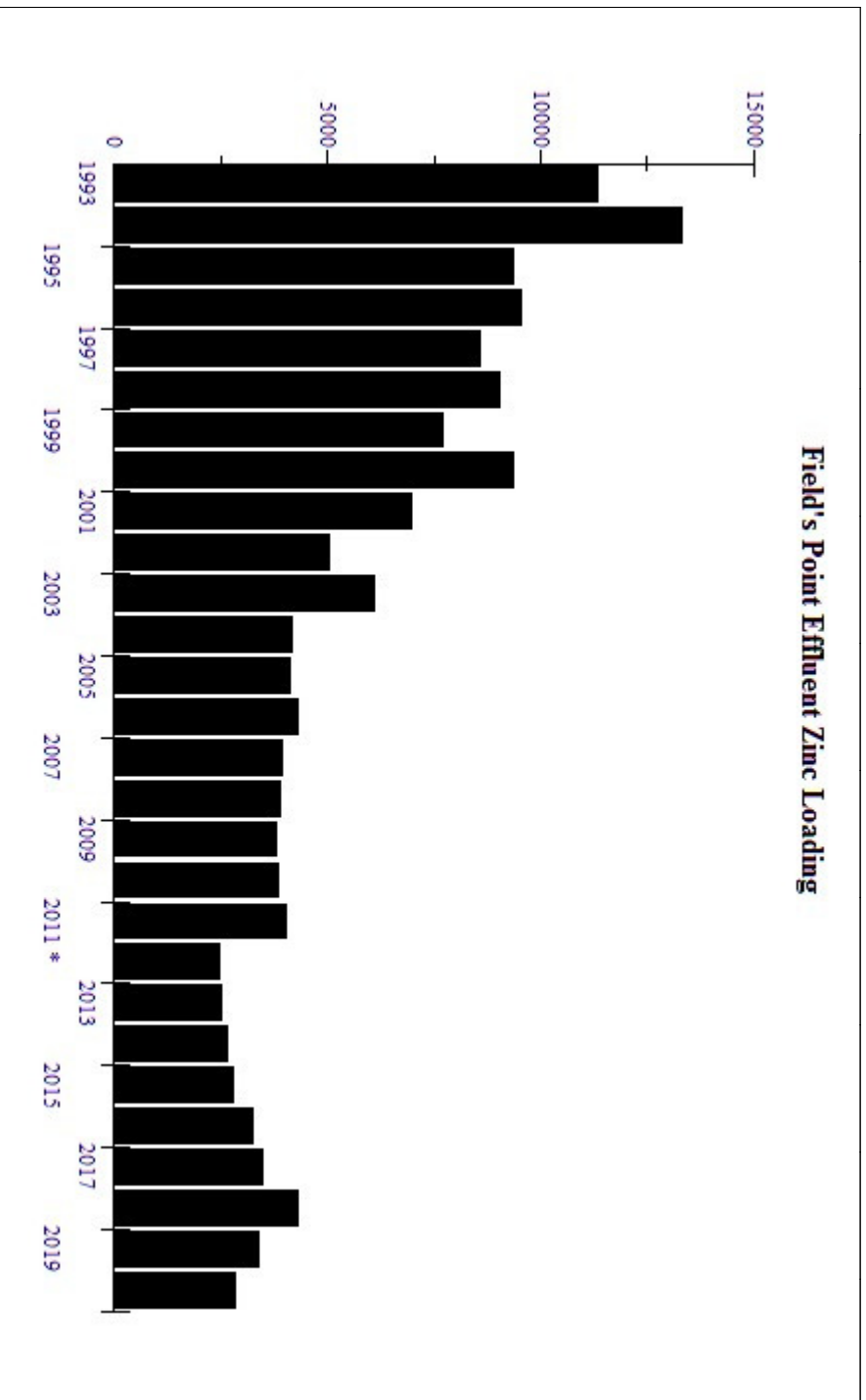
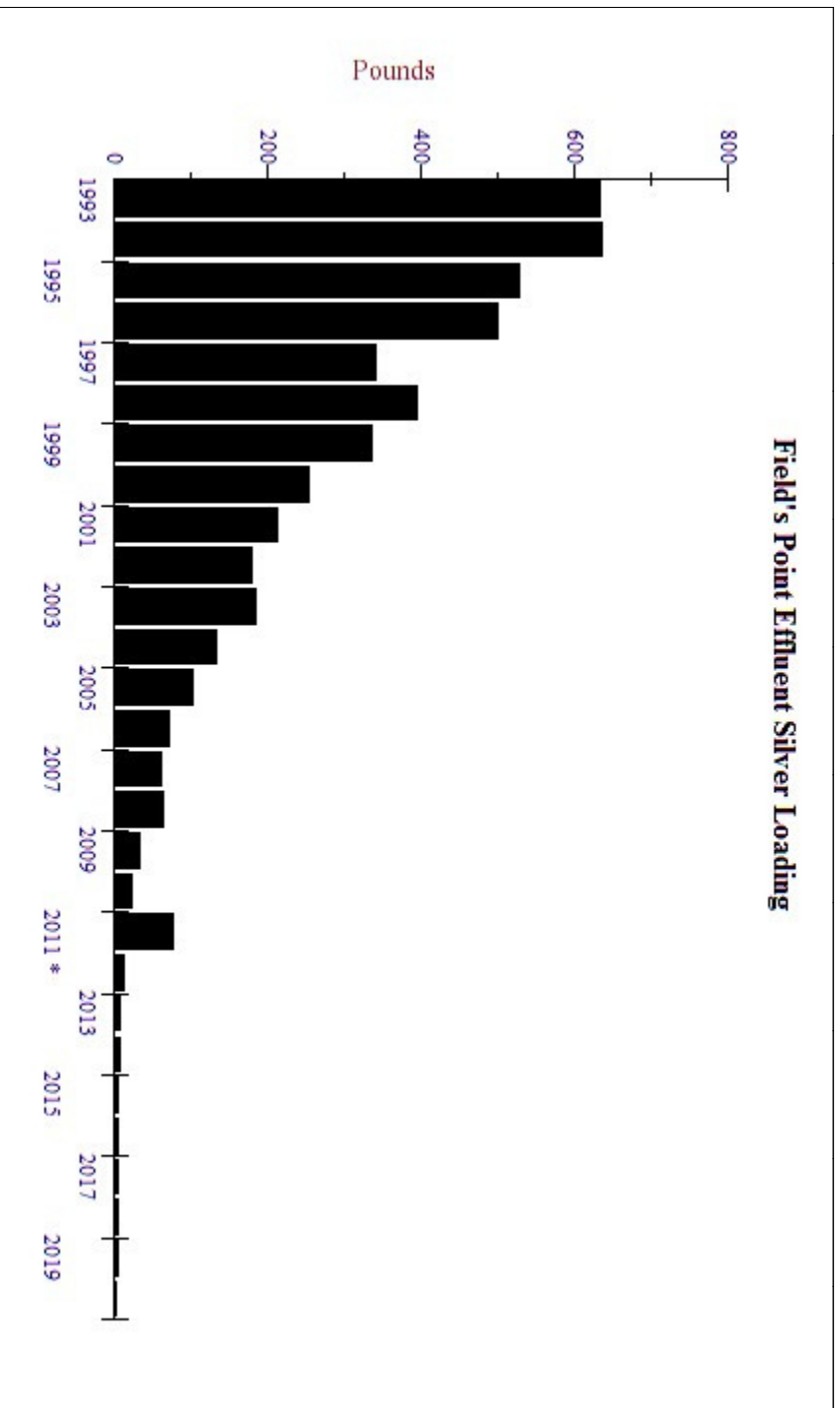
**Field's Point Effluent Copper Loading**



**Field's Point Effluent Lead Loading**









***EFFLUENT DISSOLVED  
METALS DATA***

***FIELD'S POINT***

## Field's Point Dissolved Metals 2020

all analyses in ppb

MDL = method detection limit

Date	Cd	Cd MDL	Cr	Cr MDL	Cu	Cu MDL	Pb	Pb MDL	Ni	Ni MDL	Ag	Ag MDL	Zn	Zn MDL	Al	Al MDL	Fe	Fe MDL
01/07/2020	<0.020	0.02	1.332	0.30	1.788	0.30	<0.300	0.30	11.02	0.30	<0.020	0.02	20.01	5.00	<5.00	5.00	55.62	5.00
02/04/2020	0.02262	0.02	1.195	0.30	2.484	0.30	<0.300	0.30	13.04	0.30	<0.020	0.02	25.75	5.00	<5.00	5.00	65.39	5.00
03/03/2020	<0.020	0.02	0.9302	0.30	2.440	0.30	<0.300	0.30	8.247	0.30	0.02656	0.02	23.03	5.00	<5.00	5.00	69.77	5.00
04/07/2020	<0.020	0.02	0.9919	0.30	2.973	0.30	<0.300	0.30	8.935	0.30	<0.020	0.02	22.04	5.00	<5.00	5.00	48.78	5.00
05/05/2020	<0.020	0.02	0.6906	0.30	1.490	0.30	<0.300	0.30	7.188	0.30	<0.020	0.02	16.37	5.00	<5.00	5.00	39.59	5.00
06/02/2020	<0.020	0.02	0.9644	0.30	1.636	0.30	<0.300	0.30	11.90	0.30	<0.020	0.02	18.63	5.00	<5.00	5.00	40.50	5.00
07/07/2020	<0.020	0.02	0.7414	0.30	1.363	0.30	<0.300	0.30	7.476	0.30	<0.020	0.02	20.53	5.00	<5.00	5.00	36.13	5.00
08/04/2020	<0.020	0.02	0.8378	0.30	1.720	0.30	<0.300	0.30	12.37	0.30	<0.020	0.02	18.80	5.00	<5.00	5.00	49.34	5.00
09/15/2020	<0.020	0.02	1.329	0.30	1.653	0.30	<0.300	0.30	14.53	0.30	<0.020	0.02	20.08	5.00	<5.00	5.00	58.33	5.00
10/06/2020	<0.020	0.02	1.344	0.30	1.843	0.30	<0.300	0.30	11.79	0.30	<0.020	0.02	24.31	5.00	<5.00	5.00	40.96	5.00
11/03/2020	<0.020	0.02	1.001	0.30	1.894	0.30	<0.300	0.30	9.522	0.30	<0.020	0.02	27.05	5.00	<5.00	5.00	43.54	5.00
12/08/2020	0.02118	0.02	1.710	0.30	2.857	0.30	<0.300	0.30	8.529	0.30	<0.020	0.02	20.48	5.00	<5.00	5.00	41.46	5.00

	Cd	Cr	Cu	Pb	Ni	Ag	Zn	Al	Fe
<b>yearly average concentration</b>	<0.020	1.09	2.01	<0.30	10.38	<0.02	21.42	<5.00	49.12
<b>yearly median concentration</b>	<0.020	1.00	1.82	<0.30	10.27	<0.02	20.51	<5.00	46.16
<b>yearly minimum concentration</b>	<0.020	0.6906	1.363	<0.300	7.188	<0.020	16.37	<5.00	36.13
<b>yearly maximum concentration</b>	0.02262	1.710	2.973	<0.300	14.53	0.02656	27.05	<5.00	69.77

***BIOASSAY DATA***

***FIELD'S POINT***

## Field's Point WWTF Bioassay Results - 2020

<b>Field's Point WWTF Bioassay Results - 2020</b>						
<i>Americamysis bahia</i>						
<b>Acute</b>	<b>1st Quarter, 2020</b>			<b>2nd Quarter, 2020</b>		
<b>Test</b>	<b>Result (%)</b>	<b>Permit Limit (%)</b>	<b>Pass Y/N</b>	<b>Result (%)</b>	<b>Permit Limit (%)</b>	<b>Pass Y/N</b>
LC 50	>100	>100	Y	>100	>100	Y
A-NOEC	100	N/A**	N/A	100	N/A**	N/A
	<b>3rd Quarter, 2020</b>			<b>4th Quarter, 2020</b>		
<b>Test</b>	<b>Result (%)</b>	<b>Permit Limit (%)</b>	<b>Pass Y/N</b>	<b>Result (%)</b>	<b>Permit Limit (%)</b>	<b>Pass Y/N</b>
LC 50	>100	>100	Y	>100	>100	Y
A-NOEC	100	N/A**	N/A	100	N/A**	N/A

\* NOTE - % indicates Percent Effluent

\*\* No permit limit exists for A-NOEC

LC 50 LC 50 is the effluent concentration that causes 50% mortality during the acute toxicity test duration.

A-NOEC No observable effect concentration: Highest concentration of the effluent in which 90% or more of the test animals survive

Acute Test Continuous exposure to effluent for 48 hours

<b>Field's Point WWTF Bioassay Results - 2020</b>						
<i>Arbacia punctulata</i>						
<b>Chronic</b>	<b>1st Quarter, 2020</b>			<b>2nd Quarter, 2020</b>		
<b>Test</b>	<b>Result (%)</b>	<b>Permit Limit (%)</b>	<b>Pass Y/N</b>	<b>Result (%)</b>	<b>Permit Limit (%)</b>	<b>Pass Y/N</b>
C-NOEC	25	Required monitoring: No Limit	N/A	50	Required monitoring: No Limit	N/A
	<b>3rd Quarter, 2020</b>			<b>4th Quarter, 2020</b>		
<b>Test</b>	<b>Result (%)</b>	<b>Permit Limit (%)</b>	<b>Pass Y/N</b>	<b>Result (%)</b>	<b>Permit Limit (%)</b>	<b>Pass Y/N</b>
C-NOEC	100	Required monitoring: No Limit	N/A	100	Required monitoring: No Limit	N/A

\* NOTE - % indicates Percent Effluent

C-NOEC Highest concentration of effluent with no observed effect on fertilization rates

Chronic test Tests for sublethal effects of effluent on specifically on fertilization rates of *A. punctulata* eggs. Exposure rate is 60 minutes

***OIL AND GREASE DATA***

***FIELD'S POINT***

## Oil & Grease Data 2020

### Field's Point Oil & Grease 2020

Date	Influent Flow	Effluent Flow	Influent Average	Effluent Average
	MGD	MGD	ppm	ppm
1/7/2020	42.36	42.36	20.36	<4.000
2/4/2020	35.55	35.55	19.41	<4.000
3/3/2020	45.80	45.80	22.44	<4.000
4/7/2020	44.05	44.05	16.08	<4.000
5/5/2020	62.09	62.09	13.83	<4.000
6/2/2020	34.27	34.27	19.52	<4.000
7/7/2020	31.12	31.12	30.18	<4.000
8/4/2020	35.30	35.30	24.21	<4.000
9/15/2020	26.12	26.12	26.30	<4.000
10/6/2020	26.69	26.69	27.57	<4.000
11/3/2020	38.02	38.02	20.37	<4.000
12/8/2020	75.27	75.27	8.717	<4.000

***CBOD, TSS, ENTEROCOCCI,  
AND FECAL COLIFORM DATA***

***FIELD'S POINT***

## Field's Point 2020 Wastewater Treatment Plant TSS, CBOD, Enterococci, and Fecal Coliform Data

Date	Final Effluent Flow (MGD)	Effluent Enterococci Bacteria (MPN/100mL)	Effluent Fecal Coliform Bacteria (MPN/100mL)	Influent Flow (MGD)	Raw Influent TSS (mg/L)	Raw Influent CBOD (mg/L)	Final Effluent TSS (mg/L)	Final Effluent CBOD (mg/L)
1/1/2020	60.06	20.4	2.0	60.06	81	97.59	3.8500	3.09
1/2/2020	43.34	15.5	2.0	43.34	98	138.12	3.4000	3.35
1/3/2020	44.24	11.4	2.0	44.24	116	134.71	4.9444	3.70
1/4/2020	50.41	32.7	2.0	50.41	92	110.20	3.9500	3.53
1/5/2020	45.13	10.1	2.0	45.13	94	113.05	4.1000	3.35
1/6/2020	40.43	12.4	2.0	40.43	111	137.10	5	3.32
1/7/2020	42.36	16.1	2.0	42.36	108.50	123.26	4.1500	3.43
1/8/2020	41.04	11.6	2.0	41.04	124	128.87	4.1000	3.15
1/9/2020	40.86	5.0	2.0	40.86	157.50	203.80	4.1000	3.38
1/10/2020	39.22	5.0	2.0	39.22	112	144.76	4.4000	4.45
1/11/2020	43.06	7.1	2.0	43.06	130	146.10	4.2500	3.88
1/12/2020	42.19	5.0	2.0	42.19	139	139.50	3.9500	3.96
1/13/2020	36.57	5.0	2.0	36.57	117.50	138.84	4.5500	3.73
1/14/2020	39.72	7.1	2.0	39.72	118	139.95	3.9500	3.30
1/15/2020	39.23	5.0	3.0	39.23	129.50	129.51	3.9500	2.61
1/16/2020	37.41	5.0	2.0	37.41	117	226.51	4.1500	3.14
1/17/2020	36.04	5.0	2.0	36.04	117	162.66	3.9000	3.38
1/18/2020	37.91	5.0	2.0	37.91	127	155.13	3.6500	3.29
1/19/2020	39.75	5.0	4.5	39.75	111	161.02	3.0500	3.40
1/20/2020	39.03	7.1	2.0	39.03	117	157.83	4	3.39
1/21/2020	36.77	5.0	2.0	36.77	130.50	159.25	3.6500	3.43
1/22/2020	35.41	5.0	2.0	35.41	125	184.68	3.6000	3.24
1/23/2020	36.82	5.0	2.0	36.82	140	189.90	3.1000	3.38
1/24/2020	35.85	5.0	2.0	35.85	127	173.76	3.1500	3.46
1/25/2020	52.87	5.0	2.0	52.87	198	172.62	3.1000	3.53
1/26/2020	48.43	8.7	2.0	48.43	86	150.78	4.0500	3.33
1/27/2020	37.06	7.1	2.0	37.06	101	180.34	2.9500	2.81
1/28/2020	35.53	8.8	2.0	35.53	110	143.67	2.8000	3.35
1/29/2020	37.31	5.0	2.0	37.31	116.50	208.85	2.7000	2.34
1/30/2020	37.21	5.0	2.0	37.21	124.50	169.72	3.0500	2.82
1/31/2020	36.39	7.1	2.0	36.39	143	177.72	3.2500	2.86
2/1/2020	33.55	5.0	2.0	33.55	130	283.71	3.1500	3.39
2/2/2020	37.92	8.8	2.0	37.92	150	169.84	3.1000	2.94
2/3/2020	33.73	5.0	2.0	33.73	176.50	200.45	3.4000	2.96
2/4/2020	35.55	7.1	4.5	35.55	148.50	168.94	3.1500	3.23
2/5/2020	38.79	8.0	3.0	38.79	276	215.10	2.6000	3.21
2/6/2020	48.30	49.5	11.0	48.30	150	152.14	3	2.85
2/7/2020	42.33	5.0	2.0	42.33	146	183.17	4.1875	3.36
2/8/2020	38.84	5.0	2.0	38.84	103	154.53	2.7500	3.36
2/9/2020	37.26	5.0	2.0	37.26	104	155.62	3.2000	3
2/10/2020	37.86	7.1	2.0	37.86	160	183.94	2.3500	2.93
2/11/2020	48.47	10.0	2.0	48.47	133.50	157.05	3.1000	2.45
2/12/2020	47.20	9.7	2.0	47.20	141	169.33	2.5500	2.50
2/13/2020	63.78	10.1	2.0	63.78	86	115.52	3.8500	2.94
2/14/2020	38.38	5.0	2.0	38.38	121	161.57	3.5000	3.42
2/15/2020	38.08	5.0	2.0	38.08	110	154.47	3.4000	3.51
2/16/2020	40.62	5.0	2.0	40.62	101	155.86	3.0500	3.01
2/17/2020	40.47	5.0	2.0	40.47	130.50	140.37	4.2222	2.75
2/18/2020	39.16	7.1	2.0	39.16	154	177.20	2.3000	2.56
2/19/2020	35.40	5.0	2.0	35.40	119.50	185.72	3.0500	2.68
2/20/2020	36.22	7.1	2.0	36.22	129.50	177.18	3.0500	2.22
2/21/2020	36.01	5.0	2.0	36.01	126	157.29	2.9000	2.32



Date	Final Effluent Flow (MGD)	Effluent	Effluent Fecal	Influent Flow (MGD)	Raw	Raw	Final	Final
		Enterococci Bacteria (MPN/100mL)	Coliform Bacteria (MPN/100mL)		Influent TSS (mg/L)	Influent CBOD (mg/L)	Effluent TSS (mg/L)	Effluent CBOD (mg/L)
2/22/2020	34.89	7.1	2.0	34.89	121	177.06	2.7500	2.32
2/23/2020	35.66	5.0	2.0	35.66	130	145.14	2.6500	2.28
2/24/2020	35.87	5.0	2.0	35.87	146.50	175.03	3	2.12
2/25/2020	37.89	5.0	2.0	37.89	168	186.48	2.6000	2.20
2/26/2020	43.05	6.3	2.0	43.05	207	196.80	<2	2.39
2/27/2020	61.34	7.1	4.5	61.34	102.50	99.15	2.7000	2.24
2/28/2020	40.32	5.0	2.0	40.32	133	169.21	3	2.38
2/29/2020	35.07	5.0	2.0	35.07	113	184.13	2.8500	2.76
3/1/2020	37.28	7.1	2.0	37.28	128	150.66	3.5000	2.58
3/2/2020	35.89	5.0	2.0	35.89	135	149.78	2.2000	2.46
3/3/2020	45.80	8.7	2.0	45.80	180	151.09	2.5500	2.85
3/4/2020	33.98	5.0	2.0	33.98	110	133.60	2.3500	2.26
3/5/2020	34.72	5.0	2.0	34.72	134	170.37	2.3500	2.59
3/6/2020	37.16	5.0	7.8	37.16	126	137.09	2.2000	2.29
3/7/2020	32.44	5.0	2.0	32.44	106	161.96	<2	2.33
3/8/2020	38.90	5.0	2.0	38.90	136	161.59	<2	2.61
3/9/2020	35.57	5.0	2.0	35.57	185	167.42	2.7000	3.94
3/10/2020	32.47	5.0	2.0	32.47	183	179.04	2	3.63
3/11/2020	34.67	6.3	2.0	34.67	142	165.44	2.3500	3.01
3/12/2020	38.72	5.0	2.0	38.72	190.50	184.93	<2	2.38
3/13/2020	39.49	5.0	2.0	39.49	153	150.06	2.5000	2.80
3/14/2020	32.85	5.0	2.0	32.85	106	139.49	<2	2.58
3/15/2020	35.83	5.0	2.0	35.83	109	156.22	2.1000	2.78
3/16/2020	34.64	5.0	2.0	34.64	170	180.02	2.9000	3.43
3/17/2020	34.77	5.0	2.0	34.77	142	165.91	2	2.85
3/18/2020	37.22	5.0	2.0	37.22	134	149.96	2.2000	2.32
3/19/2020	62.69	5.0	4.5	62.69	110	118.34	3.0500	2.77
3/20/2020	39.79	5.0	2.0	39.79	104	145.74	<2	2.58
3/21/2020	32.75	5.0	2.0	32.75	98	137.94	<2	2.62
3/22/2020	34.82	5.0	2.0	34.82	103	146.83	<2	2.63
3/23/2020	58.92	5.0	2.0	58.92	161	134.22	2.1000	2.73
3/24/2020	65.97	5.0	2.0	65.97	63	83.67	3.1500	2.32
3/25/2020	66.82	6.3	2.0	66.82	67	115.57	2.7000	2.77
3/26/2020	51.62	5.0	2.0	51.62	82	112.56	2.5000	2.62
3/27/2020	39.74	5.0	2.0	39.74	105	126.07	2.5500	2.94
3/28/2020	58.34	5.0	2.0	58.34	126	114.45	2.7000	3.03
3/29/2020	61.29	5.0	2.0	61.29	89	84.33	2.3000	2.59
3/30/2020	47.19	7.1	2.0	47.19	87	101.33	2.6500	3.04
3/31/2020	43.26	5.0	2.0	43.26	89	108.72	<2	2.81
4/1/2020	43.30	5.0	2.0	43.30	83	109.75	2.5500	2.57
4/2/2020	48.00	5.0	2.0	48.00	100	128.15	2.2500	3.09
4/3/2020	59.54	5.0	2.0	59.54	91	91.45	3.4000	2.75
4/4/2020	53.07	5.0	2.0	53.07	106	110.40	2.3000	2.54
4/5/2020	42.59	5.0	2.0	42.59	81	101.25	2.5000	2.64
4/6/2020	42.19	5.0	2.0	42.19	90	137.46	3.2000	3.61
4/7/2020	44.05	5.0	2.0	44.05	84	99.63	2.6000	2.64
4/8/2020	44.47	7.3	2.0	44.47	104	146.62	3.0500	2.75
4/9/2020	62.34	5.0	2.0	62.34	109	120.48	3.2000	2.68
4/10/2020	66.24	5.0	2.0	66.24	90	105.78	3.6000	2.65
4/11/2020	59.63	5.0	2.0	59.63	59.500	77.85	2.5000	2.65
4/12/2020	45.24	5.0	2.0	45.24	93	129.24	2.5000	2.63
4/13/2020	72.58	5.0	2.0	80.28	82	74.87	2.8500	2.59
4/14/2020	69.68	5.0	2.0	69.68	67	60.42	2.6500	4.54
4/15/2020	71.71	5.0	2.0	71.71	65	103.23	2.5000	2.80
4/16/2020	69.31	5.0	4.5	69.31	72	91.23	2.6000	2.24
4/17/2020	71.61	5.0	2.0	71.61	130	117.25	3.1500	2.28
4/18/2020	66.78	5.0	2.0	66.78	61	68.06	3.7500	2.52
4/19/2020	57.33	5.0	4.0	57.33	65	105.15	2.5000	2.16
4/20/2020	50.77	5.0	2.0	50.77	90	87.53	2	4.06

Date	Final	Effluent	Effluent Fecal	Influent Flow (MGD)	Raw	Raw	Final	Final
	Effluent Flow (MGD)	Enterococci Bacteria (MPN/100mL)	Coliform Bacteria (MPN/100mL)		Influent TSS (mg/L)	Influent CBOD (mg/L)	Effluent TSS (mg/L)	Effluent CBOD (mg/L)
4/21/2020	60.24	5.0	2.0	60.24	97	83.90	2.3000	2.43
4/22/2020	60.37	5.0	2.0	60.37	73.500	78.60	2.3000	2.14
4/23/2020	49.44	5.0	2.0	49.44	114	128.21	2.7500	2.01
4/24/2020	55.24	5.0	2.0	55.24	114	115.58	<2	<2
4/25/2020	49.53	5.0	2.0	49.53	81	108.22	<2	<2
4/26/2020	55.43	5.0	2.0	55.43	102	109.89	3.4500	2.11
4/27/2020	65.16	5.0	2.0	65.16	76	79.92	2.6500	2.08
4/28/2020	47.03	5.0	2.0	47.03	94	114.48	<2	2.60
4/29/2020	48.35	5.0	2.0	48.35	110	128.31	<2	2.35
4/30/2020	65.01	7.1	2.0	65.01	101	110.12	2.5500	2.47
5/1/2020	76.38	5.0	2.0	76.38	87	69.96	<2	2.68
5/2/2020	69.24	5.0	2.0	69.24	70	70.63	2.5000	3.06
5/3/2020	72.08	5.0	2.0	72.08	61	75.95	2.6000	3.34
5/4/2020	73.37	5.0	2.0	73.37	72	91.51	2.2000	3.46
5/5/2020	62.09	5.0	2.0	62.09	86	85.53	2.5000	2.50
5/6/2020	51.82	5.0	3.9	51.82	111.50	112.20	2.7000	2.62
5/7/2020	48.90	5.0	2.0	48.90	91	129.45	2.6000	2.64
5/8/2020	63.61	5.0	2.0	63.61	163	138.19	5.5000	3.32
5/9/2020	50.01	5.0	2.0	50.01	82	99.65	3.4500	2.29
5/10/2020	46.06	5.0	7.8	46.06	112	112.30	3.4000	2.70
5/11/2020	45.17	5.0	2.0	45.17	119	135.18	3.1500	2.64
5/12/2020	44.14	5.0	2.0	44.14	102.50	123.32	3	2.53
5/13/2020	42.40	5.0	3.0	42.40	112.50	157.25	2.5500	2.41
5/14/2020	45.69	5.0	2.0	45.69	148		2.8000	2.41
5/15/2020	49.08	7.1	2.0	49.08	165	144.59	4.4000	2.79
5/16/2020	41.05	5.0	2.0	41.05	85	137.50	<2	2.44
5/17/2020	45.53	5.0	2.0	45.53	103	126.92	2.9000	<2
5/18/2020	39.22	5.0	2.0	39.22	129	144.96	2.6500	2.12
5/19/2020	38.17	5.0	2.0	38.17	129	125.76	3	2.37
5/20/2020	38.32	5.0	2.0	38.32	129.50	138.22	2.4000	2.61
5/21/2020	41.28	5.0	2.0	41.28	134	148.68	2.3000	2.46
5/22/2020	40.36	5.0	2.0	40.36	173	169.42	2.9500	2.79
5/23/2020	37.33	5.0	2.0	37.33	130	149.75	2.6000	2.31
5/24/2020	38.37	5.0	2.0	38.37	117	117.22	2.6500	2.29
5/25/2020	36.66	5.0	2.0	36.66	120	128.44	2.5000	2.54
5/26/2020	36.85	5.0	2.0	36.85	142.50	146.30	<2	<2
5/27/2020	35.04	5.0	2.0	35.04	145	137.39	2.3000	2.20
5/28/2020	40.93	10.1	2.0	40.93	184	177.55	<2	2.58
5/29/2020	37.26	7.1	2.0	37.26	149	138.30	2.6000	3.17
5/30/2020	35.89	5.0	2.0	35.89	106	131.64	<2	2.98
5/31/2020	37.65	5.0	2.0	37.65	110	128.62	<2	2.17
6/1/2020	34.45	5.0	2.0	34.45	105	152.43	<2	2.04
6/2/2020	34.27	5.0	2.0	34.27	117.50	151.86	<2	2.55
6/3/2020	34.94	5.0	5.9	34.94	141.50	156.57	2.2000	3.15
6/4/2020	38.50	5.0	2.0	38.50	171	169.63	2.1500	3.99
6/5/2020	37.31	5.0	2.0	37.31	136	155.84	2.6000	3.59
6/6/2020	47.51	5.0	2.0	47.51	163	130.33	4.5833	4.94
6/7/2020	47.30	5.0	4.5	47.30	93	118.14	3.5500	3.59
6/8/2020	36.11	5.0	2.0	36.11	116.50	160.57	<2	3.66
6/9/2020	31.79	5.0	4.5	31.79	131	268.70	2.1000	3.56
6/10/2020	35.13	5.0	3.0	35.13	139	174.16	<2	3.73
6/11/2020	45.01	7.1	7.8	45.01	183	188.11	3.8000	3.68
6/12/2020	35.90	5.0	4.5	35.90	106	139.34	2.2500	3.56
6/13/2020	30.98	5.0	2.0	30.98	105	162.08	<2	3.19
6/14/2020	33.91	7.1	4.5	33.91	124.50	143	<2	3
6/15/2020	31.64	7.1	2.0	31.64	150.50	173.35	<2	2.63
6/16/2020	31.77	5.0	2.0	31.77	139.50	177.35	2.0500	3.73
6/17/2020	33.14	5.0	7.0	33.14	151	184.80	2.0500	2.15
6/18/2020	33.55	5.0	4.0	33.55	163	190.67	<2	2.08

Date	Final	Effluent	Effluent Fecal	Influent Flow (MGD)	Raw	Raw	Final	Final
	Effluent Flow (MGD)	Enterococci Bacteria (MPN/100mL)	Coliform Bacteria (MPN/100mL)		Influent TSS (mg/L)	Influent CBOD (mg/L)	Effluent TSS (mg/L)	Effluent CBOD (mg/L)
6/19/2020	30.37	5.0	2.0	30.37	153	180.03	<2	2.56
6/20/2020	29.26	5.0	4.5	29.26	156	205.50	2.0500	2.98
6/21/2020	33.04	5.0	6.8	33.04	150.50	198.06	<2	2.19
6/22/2020	31.24	5.0	4.0	31.24	177	205.49	<2	2.78
6/23/2020	32.49	5.0	7.8	32.49	141	202.08	<2	2.43
6/24/2020	32.80	5.0	2.0	32.80	153	260.31	<2	2.56
6/25/2020	33.72	5.0	4.5	33.72	158	152.94	2.3000	2.11
6/26/2020	30.86	5.0	2.0	30.86	152	192.16	2.8500	2.49
6/27/2020	43.73	7.1	4.5	43.73	188	137.93	5.4630	2.72
6/28/2020	49.20	5.0	2.0	49.20	154.50	112.84	2.5000	2.81
6/29/2020	43.04	7.1	2.0	43.04	154.50	137.21	2.4000	2.71
6/30/2020	41.62	5.0	2.0	41.62	251	155.98	2.6500	2.63
7/1/2020	38.72	5.0	2.0	38.72	337	122.99	2.2666	2.79
7/2/2020	36.30	7.1	2.0	36.30	149	134.16	2.1500	3.19
7/3/2020	29.15	7.1	2.0	29.15	131	162.08	2.1500	3.14
7/4/2020	30.82	5.0	2.0	30.82	127	173.02	2.6000	3.51
7/5/2020	34.09	5.0	2.0	34.09	152.50	122.77	2.1500	3.41
7/6/2020	27.92	7.1	2.0	27.92	132	191.37	2.7333	3.26
7/7/2020	31.12	5.0	2.0	31.12	140	174.45	2.6875	3.19
7/8/2020	31.60	5.0	2.0	31.60	127	176.88	2.1500	3.88
7/9/2020	33.18	5.0	4.0	33.18	182	197.65	2.2353	4.43
7/10/2020	32.79	5.0	4.5	32.79	214	206.43	2.8500	4.40
7/11/2020	26.86	5.0	2.0	26.86	132	160.01	2.5000	4.04
7/12/2020	29.75	5.0	7.8	29.75	125.50	158.11	2.1500	4.78
7/13/2020	31.80	5.0	2.0	31.80	157.50	171.73	2.8500	3.91
7/14/2020	46.70	5.0	7.8	46.70	256.50	167.01	5.3000	3.73
7/15/2020	36.43	6.3	4.2	36.43	103	145.42	2.1333	2.67
7/16/2020	31.56	5.0	7.8	31.56	144	146.89	2.3333	3.49
7/17/2020	37.06	5.0	2.0	37.06	158	197.83	<2	3.03
7/18/2020	29.06	5.0	2.0	29.06	115	147.50	3.3500	3.79
7/19/2020	32.76	5.0	2.0	32.76	142.50	140.21	2.1666	3.90
7/20/2020	28.75	5.0	2.0	28.75	123	185.24	2.2500	3.61
7/21/2020	31.25	5.0	2.0	31.25	161	177.11	<2	3.34
7/22/2020	31.98	5.0	2.0	31.98	192.50	185.28	2.2500	3.53
7/23/2020	31.19	5.0	4.5	31.19	186	218.17	2.5000	4.48
7/24/2020	26.91	5.0	2.0	26.91	151	182.84	2.5500	2.67
7/25/2020	30.05	7.1	2.0	30.05	137	163.59	2.3000	3.80
7/26/2020	32.59	5.0	2.0	32.59	148	140.46	2.0500	3.71
7/27/2020	29.15	5.0	2.0	29.15	144	186.29	2.7000	2.95
7/28/2020	47.10	5.0	2.0	47.10	192.50	154.11	5.9334	4.44
7/29/2020	44.14	5.0	2.0	44.14	96.500	124.84	3.6000	3.11
7/30/2020	29.28	5.0	14.0	29.28	130.50	183.90	2.4000	4.73
7/31/2020	29.48	5.0	7.8	29.48	126	188	2.5000	4.38
8/1/2020	28.50	8.7	2.0	28.50	149	175.02	2.6000	4.50
8/2/2020	31.45	5.0	2.0	31.45	143	154.19	2.6500	3.71
8/3/2020	30.91	5.0	6.8	30.91	155.50	194.97	2.6000	4.79
8/4/2020	35.30	5.0	2.0	35.30	260.50	190.57	4.4000	4.32
8/5/2020	35.71	5.0	2.0	35.71	115	145.94	2.7058	4.39
8/6/2020	27.90	5.0	33.0	27.90	135	177.91	2.4500	4.20
8/7/2020	27.91	5.0	7.8	27.91	114	202.20	2.9000	4.37
8/8/2020	27.18	5.0	2.0	27.18	110	166.99	2.9500	4.04
8/9/2020	30.86	5.0	7.8	30.86	137	174.06	2.5000	3.52
8/10/2020	28.42	5.0	2.0	28.42	144.50	214.41	2.6000	4.20
8/11/2020	29.72	5.0	4.5	29.72	256.50	252.65	3.6000	3.92
8/12/2020	28.74	5.0	2.0	28.74	140.50	199.84	3.3000	4.10
8/13/2020	29.06	5.0	2.0	29.06	152	219.79	3.3000	3.97
8/14/2020	28.26	7.1	2.0	28.26	134	204.67	3.5000	3.96
8/15/2020	26.77	5.0	2.0	26.77	125	214.63	3.0500	4.32
8/16/2020	39.92	5.0	4.0	39.92	225.50	197.98	3.2500	4.22

Date	Final Effluent Flow (MGD)	Effluent	Effluent Fecal	Influent Flow (MGD)	Raw	Raw	Final	Final
		Enterococci Bacteria (MPN/100mL)	Coliform Bacteria (MPN/100mL)		Influent TSS (mg/L)	Influent CBOD (mg/L)	Effluent TSS (mg/L)	Effluent CBOD (mg/L)
8/17/2020	32.28	8.8	4.5	32.28	148	187.67	2.5500	4.21
8/18/2020	31.40	7.1	2.0	31.40	158	174.71	<2	3
8/19/2020	27.25	7.9	10.2	27.25	154	195.17	2.7000	2.59
8/20/2020	28.07	5.0	2.0	28.07	107.50	168.11	2.5000	3.32
8/21/2020	27.56	5.0	2.0	27.56	132	208.06	2.8000	3.66
8/22/2020	27.95	5.0	2.0	27.95	172	214.63	3.4000	4.74
8/23/2020	30.87	5.0	2.0	30.87	105.50	172.50	2.6000	4.77
8/24/2020	29.27	7.1	2.0	29.27	132	208.95	2.7000	4.11
8/25/2020	27.79	5.0	2.0	27.79	200	229.81	2.9500	4.05
8/26/2020	29.15	5.0	2.0	29.15	142	203.20	2.9500	3.47
8/27/2020	27.85	5.0	2.0	27.85	189	205.01	3.4500	3.15
8/28/2020	29.28	5.0	2.0	29.28	151	193.21	3.9000	3.81
8/29/2020	32.40	7.1	2.0	32.40	123	185.44	3.4375	4.32
8/30/2020	33.56	5.0	2.0	33.56	98.500	149.15	2.7333	3.30
8/31/2020	29.24	5.0	2.0	29.24	135	199.39	2.3750	2.12
9/1/2020	26.99	5.0	2.0	26.99	151	213.76	2.2500	<2
9/2/2020	37.43	5.0	3.0	37.43	192	199.17	3.7500	3.89
9/3/2020	33.55	10.0	49.0	33.55	144	195.06	3.4500	3.06
9/4/2020	30.28	5.0	2.0	30.28	120	215.45	2.3500	3.22
9/5/2020	25.03	7.1	2.0	25.03	130	171.37	3.8621	2.47
9/6/2020	27.05	5.0	2.0	27.05	150	165.87	3.2000	2.34
9/7/2020	28.15	5.0	4.5	28.15	137	193.56	3.2500	2.90
9/8/2020	27.56	5.0	2.0	27.56	150	215.71	3.3000	2.91
9/9/2020	28.68	5.0	490.0	28.68	184	219.17	3.2500	3.29
9/10/2020	28.11	5.0	2.0	28.11	182	203.19	4.1000	3.93
9/11/2020	24.27	5.0	2.0	24.27	138	189.27	3.2000	3.52
9/12/2020	26.32	5.0	2.0	26.32	134	176.48	3.9000	2.66
9/13/2020	26.87	5.0	6.0	26.87	151	189.71	3.3111	3.26
9/14/2020	28.81	5.0	2.0	28.81	141.50	182.92	3.3750	3.37
9/15/2020	26.12	7.1	2.0	26.12	143	229.30	4.7143	3.18
9/16/2020	26.27	6.3	2.0	26.27	129	217.90	4	3.56
9/17/2020	28.62	19.4	33.0	28.62	143	224.03	3.4000	4.12
9/18/2020	25.67	7.1	2.0	25.67	171	236.23	4.6250	3.62
9/19/2020	26.07	5.0	2.0	26.07	133	201.31	3.4000	3.17
9/20/2020	28.58	33.4	4.5	28.58	142	218.82	5	3.14
9/21/2020	25.68	20.5	2.0	25.68	154	250.96	4.8944	3.81
9/22/2020	27.89	17.6	2.0	27.89	148	216.13	4.6250	3.27
9/23/2020	27.51	7.9	2.0	27.51	148	201.43	4.4800	4.21
9/24/2020	24.63	5.0	2.0	24.63	198	256.70	4.8750	4.17
9/25/2020	25.99	12.4	2.0	25.99	162	226.83	4.4500	4.28
9/26/2020	25.50	5.0	2.0	25.50	146	190.59	4.0500	3.74
9/27/2020	29.15	5.0	2.0	29.15	227	233.46	3.9000	3.83
9/28/2020	26.96	5.0	2.0	26.96	218	246.32	4.2000	3.30
9/29/2020	35.09	7.1	2.0	35.09	232	235.64	3.6500	2.79
9/30/2020	41.24	19.5	10.1	41.24	124	184.77	5.2174	3.03
10/1/2020	29.77	5.0	33.0	29.77	108	185.44	3.0500	2.66
10/2/2020	26.01	5.0	23.0	26.01	170	217.96	3.1000	2.79
10/3/2020	26.56	5.0	2.0	26.56	127	198.24	2.3500	2.46
10/4/2020	28.05	5.0	2.0	28.05	174	269.50	2.7500	2.33
10/5/2020	28.69	5.0	2.0	28.69	127	202.53	2.4500	2.11
10/6/2020	26.69	5.0	6.8	26.69	144.50	216.39	2.7500	2.28
10/7/2020	29.36	5.0	7.6	29.36	187	215.33	2.5000	2.49
10/8/2020	26.73	8.7	2.0	26.73	144	212.81	2.8500	2.05
10/9/2020	26.92	5.0	7.8	26.92	111	201.68	2.2500	4.11
10/10/2020	24.60	5.0	4.5	24.60	116	204.09	2.1500	2.05
10/11/2020	27.09	5.0	2.0	27.09	172	211.67	2.5000	2.49
10/12/2020	30.75	7.1	4.5	30.75	276	182.93	3.4000	<2
10/13/2020	55.94	8.7	33.0	55.94	110	143.82	4.7333	3.19
10/14/2020	28.44	5.0	9.0	28.44	117	194.70	2.8000	<2

Date	Final	Effluent	Effluent Fecal	Influent Flow (MGD)	Raw	Raw	Final	Final
	Effluent Flow (MGD)	Enterococci Bacteria (MPN/100mL)	Coliform Bacteria (MPN/100mL)		Influent TSS (mg/L)	Influent CBOD (mg/L)	Effluent TSS (mg/L)	Effluent CBOD (mg/L)
10/15/2020	29.73	5.0	2.0	29.73	138	207.47	2.2500	<2
10/16/2020	55.43	5.0	11.0	55.43	219	179.46	4.8500	2.62
10/17/2020	61.85	14.3	7.8	61.85	73	84.49	5.3103	2.61
10/18/2020	50.01	10.0	2.0	50.01	63	83.59	3.3500	2.28
10/19/2020	48.55	10.0	17.0	48.55	96	125.55	2.4500	2.72
10/20/2020	36.06	7.1	2.0	36.06	150	170.99	3.1500	2.41
10/21/2020	28.93	5.0	3.9	28.93	102	180.28	2.8000	2.58
10/22/2020	29.94	5.0	2.0	29.94	132	193.04	<2	2.46
10/23/2020	26.19	5.0	2.0	26.19	161	259.32	2.2000	2.70
10/24/2020	28.39	7.1	4.5	28.39	125	196.72	2.6000	2.36
10/25/2020	27.62	5.0	2.0	27.62	143	211.29	2.6000	2.06
10/26/2020	26.29	5.0	2.0	26.29	137	223.26	2.9500	4.01
10/27/2020	28.89	5.0	2.0	28.89	177	215.10	2.4375	2.45
10/28/2020	31.58	5.0	2.0	31.58	201	208.42	2.9500	2.38
10/29/2020	62.67	5.0	2.0	62.67	105	88.38	6.4000	2.84
10/30/2020	58.43	5.0	13.0	58.43	77.500	115.68	3.2777	2.69
10/31/2020	48.33	7.1	7.8	48.33	78	147.04	3.5000	2.44
11/1/2020	53.24	17.6	2.0	53.24	119	125.45	3.3500	2.40
11/2/2020	46.65	8.8	2.0	46.65	68	128.82	3.5500	2.15
11/3/2020	38.02	7.1	2.0	38.02	102.50	148.45	3.8000	2.05
11/4/2020	30.31	6.3	3.7	30.31	123.50	205.11	3.9333	2.71
11/5/2020	31.65	7.1	2.0	31.65	123.50	146.98	3.2500	2.43
11/6/2020	29.12	7.1	7.8	29.12	138	172.43	3.1000	2.93
11/7/2020	29.03	5.0	2.0	29.03	130	175.17	2.3500	3.33
11/8/2020	31.31	10.0	2.0	31.31	125	172.58	2.7000	2.31
11/9/2020	30.43	5.0	2.0	30.43	139	204.78	2.2000	2.60
11/10/2020	28.43	5.0	2.0	28.43	178	193.03	2.6500	2.69
11/11/2020	32.71	5.0	2.0	32.71	205	186.18	2.4000	3.16
11/12/2020	30.39	5.0	2.0	30.39	149	199.07	2.4000	2.38
11/13/2020	33.25	5.0	2.0	33.25	135	174.26	2.5500	<2
11/14/2020	28.95	5.0	2.0	28.95	117	151.24	2.6500	2.04
11/15/2020	44.03	11.3	4.5	44.03	159	191.22	4.2000	2.21
11/16/2020	37.98	10.0	2.0	37.98	99.500	140.37	2.5000	<2
11/17/2020	29.66	5.0	2.0	29.66	107.50	185.50	2.7000	2.02
11/18/2020	28.28	9.1	2.8	28.28	140	176.50	2.1500	2.30
11/19/2020	31.18	5.0	2.0	31.18	124	178.50	2.3000	2.31
11/20/2020	28.47	5.0	2.0	28.47	133	207.51	2.2500	3.64
11/21/2020	27.39	5.0	2.0	27.39	139	190.64	<2	2.40
11/22/2020	38.68	5.0	2.0	38.68	191.67	242.99	<2	2.11
11/23/2020	64.16	8.8	2.0	64.16	189	92.15	5.6000	3.08
11/24/2020	56.03	10.1	2.0	56.03	64	96.11	4.7333	2.64
11/25/2020	49.46	6.3	2.0	49.46	108	130.69	3.5500	2.74
11/26/2020	48.98	5.0	2.0	48.98	99	126.89	4.0667	2.65
11/27/2020	37.58	7.1	2.0	37.58	96	153.37	3	2.47
11/28/2020	30.37	5.0	2.0	30.37	113	168.26	3.2000	2.63
11/29/2020	35.03	5.0	2.0	35.03	137	201.91	3.5500	2.42
11/30/2020	67.94	5.0	2.0	85.07	129	98.07	9.9000	4.70
12/1/2020	71.76	10.1	6.8	71.76	45.500	74.84	10.900	4.12
12/2/2020	68.35	11.6	2.0	68.35	47.500	79.86	5.9334	2.63
12/3/2020	68.77	8.8	4.5	68.77	53.500	61.34	4.5500	2.34
12/4/2020	54.60	10.1	2.0	54.60	104	120.36	3.3000	2.29
12/5/2020	76.28	15.2	2.0	98.05	47	53.75	4.8484	2.59
12/6/2020	72.04	32.3	2.0	72.04	45.750	83.58	8.8750	3.61
12/7/2020	74.57	39.1	4.5	74.57	52.400	77.27	6.3750	2.85
12/8/2020	75.27	45.4	6.8	75.27	49.750	78.89	6.6428	3.18
12/9/2020	63.68	22.7	3.7	63.68	66.500	88.11	3.8000	2.29
12/10/2020	44.69	5.0	2.0	44.69	91.500	110.49	3.3000	2.56
12/11/2020	45.49	8.8	2.0	45.49	126.50	133.54	3.2500	2.31
12/12/2020	62.24	12.5	4.5	62.24	102	118.69	3.8500	2.15

<b>Date</b>	<b>Final Effluent Flow (MGD)</b>	<b>Effluent Enterococci Bacteria (MPN/100mL)</b>	<b>Effluent Fecal Coliform Bacteria (MPN/100mL)</b>	<b>Influent Flow (MGD)</b>	<b>Raw Influent TSS (mg/L)</b>	<b>Raw Influent CBOD (mg/L)</b>	<b>Final Effluent TSS (mg/L)</b>	<b>Final Effluent CBOD (mg/L)</b>
12/13/2020	45.56	5.0	2.0	45.56	86	126.84	2.8500	2.66
12/14/2020	45.36	5.0	6.0	45.36	105	138.87	2.3500	2.08
12/15/2020	41.20	7.1	2.0	41.20	112	145.19	<2	2.04
12/16/2020	44.44	6.3	2.0	44.44	118.50	120.94	2.9500	<2
12/17/2020	39.56	7.1	2.0	39.56	114.50	142.99	2.6000	2.30
12/18/2020	39.41	5.0	2.0	39.41	134	157.13	2.5000	2.23
12/19/2020	38.58	5.0	2.0	38.58	108	140.92	3.4000	2.28
12/20/2020	41.94	5.0	2.0	41.94	111	142.24	2.4500	<2
12/21/2020	39.34	5.0	2.0	39.34	117.50	149.82	3.1500	4.06
12/22/2020	41.73	5.0	2.0	41.73	124	141.43	2.4500	2.41
12/23/2020	37.74	6.3	2.0	37.74	136	164.14	2.5000	<2
12/24/2020	62.29	7.1	2.0	62.29	196	141.41	2.9500	<2
12/25/2020	76.77	8.8	4.5	116.05	84	35.19	4.7500	2.17
12/26/2020	73.03	5.0	2.0	73.03	39	67.99	3.4500	<2
12/27/2020	72.74	15.2	2.0	72.74	46	80.04	2.9500	<2
12/28/2020	71.89	5.0	2.0	71.89	55.500	91.31	2.9000	2.18
12/29/2020	70.15	7.1	2.0	70.15	62.666	82.28	3.4500	2.20
12/30/2020	66.27	9.1	2.0	66.27	69.500	86.70	2.4000	<2
12/31/2020	52.20	7.1	2.0	52.20	110	115.58	2.5500	<2

***SLUDGE DATA***

***FIELD'S POINT***

### Field's Point Metals Loading from Final Sludge (lbs/yr)

Year	Arsenic	Beryllium	Cadmium	Chromium	Copper	Lead	Mercury	Molybdenum	Nickel	Selenium	Silver	Zinc	Cyanide
1994			202.7	2628.1	13386.0	4297.2	74.0		4626.2		1113.9	15683.7	281.0
1995			203.5	2824.5	14962.8	3700.2	55.0		4202.3		818.1	13071.5	189.3
1996	132.3	4.9	186.4	3473.3	12461.8	3389.6	47.8	205.1	3860.3		757.7	11615.1	239.8
1997			189.7	3654.7	13674.5	4122.1	53.9		3400.3		867.9	12323.5	189.6
1998	44.6		208.7	2655.5	11207.8	2879.9	36.9		2188.6		698.3	10101.5	127.1
1999	35.4		233.3	2315.0	13490.2	2516.8	28.8	164.7	1887.7	74.9	677.4	11549.1	90.1
2000	42.4	32.3	352.8	1747.7	15019.4	2544.9	12.0	84.1	1191.9	23.5	384.0	6482.0	49.6
2001	88.1	16.9	205.7	2379.0	15120.0	2611.1	26.3	204.6	2008.3	282.0	634.9	13297.6	111.0
2002	84.9	7.6	154.5	1757.0	15758.0	3156.0	27.9	190.1	1555.0	190.4	651.5	15148.0	79.6
2003	53.6	9.7	183.8	1976.2	12993.4	3008.8	28.4	98.1	1485.4	118.2	466.3	12773.9	60.8
2004	43.4	12.1	221.0	3774.2	20910.1	2608.5	23.8	103.2	2472.9	163.4	501.2	14645.1	95.9
2005	79.5	13.9	250.7	4970.6	30477.9	2867.9	29.6	190.3	3092.9	167.2	478.5	20592.3	78.6
2006	85.2	11.7	131.8	1448.6	5889.2	2616.6	16.7	193.4	1181.6	136.4	452.8	12290.6	56.9
2007	18.5	12.2	64.5	612.1	3862.6	1033.7	6.8	157.1	526.2	41.8	173.4	6833.0	67.5
2008	32.9	48.3	66.7	856.5	5426.0	1793.2	74.0	294.3	841.1	39.2	195.7	9914.5	113.8
2009	38.0	33.0	82.5	919.6	4792.0	1771.9	8.4	300.2	769.1	26.5	132.2	10442.8	121.1
2010	44.8	27.6	73.5	928.9	6111.0	1770.2	60.6	276.2	874.0	33.0	151.0	9897.7	94.6
2011	40.8	26.1	123.7	1156.0	3795.4	1613.2	7.5	261.0	790.7	43.0	115.9	9026.6	71.5
2012	33.8	28.5	78.3	995.0	3892.6	1269.2	8.1	285.5	818.7	114.5	185.3	8760.1	199.1
2013	75.1	3.6	48.0	1006.5	4202.2	1454.2	8.0	99.9	757.9	168.3	189.9	8772.9	83.2
2014	82.3	3.9	41.3	847.6	3881.0	1155.1	6.7	100.7	710.8	181.8	132.3	7470.7	59.8
2015	86.3	2.4	41.3	781.1	3608.5	969.9	6.3	96.3	638.5	150.9	103.2	8008.2	69.3
2016	67.2	2.1	22.2	713.9	3385.4	1048.0	6.8	96.7	604.5	113.7	75.6	7542.4	51.3
2017	70.1	3.0	28.3	965.8	3838.7	1126.3	6.4	92.4	662.0	118.3	77.1	8073.0	38.4
2018	83.1	32.2	49.8	713.9	3828.7	1320.0	6.8	163.3	659.4	103.0	112.2	7833.8	142.8
2019	91.8	31.9	47.9	587.8	3641.3	1324.9	11.4	159.6	676.1	98.0	84.8	7917.0	51.3
2020	68.3	28.6	42.9	441.8	3331.5	1097.1	5.2	148.6	456.2	80.6	81.8	6636.2	43.5



Field's Point Metals in Final Sludge

Date	Sludge Dry Tons	Arsenic ppm	Beryllium ppm	Cadmium ppm	Chromium ppm	Copper ppm	Lead ppm	Mercury ppm	Molybdenum ppm	Nickel ppm	Selenium ppm	Silver ppm	Zinc ppm	Cyanide ppm
01/15/2020	21.89	4.93	<2.05	<3.08	24.20	201.00	51.10	0.51	<10.25	28.20	5.62	<5.13	386.00	<1.90
01/28/2020	30.17	4.65	<1.97	<2.96	24.70	211.00	51.00	0.34	<9.85	28.80	5.94	10.80	359.00	7.20
02/04/2020	30.54	3.69	<1.85	<2.77	28.80	187.00	41.80	0.28	<9.24	44.40	4.85	<4.62	338.00	<2.10
02/18/2020	31.43	4.06	<2.06	<3.10	24.90	218.00	46.90	<1.27	<10.32	28.40	5.54	11.40	331.00	2.80
03/03/2020	26.17	4.35	<1.90	<2.85	21.60	208.00	43.10	0.29	<9.50	25.90	4.68	7.73	347.00	3.00
03/31/2020	22.70	4.29	<1.91	<2.86	29.80	201.00	68.30	0.33	<9.52	24.00	4.88	4.80	384.00	2.80
04/07/2020	21.05	4.17	<1.90	<2.86	25.50	172.00	53.90	0.50	<9.52	23.30	5.14	<4.76	360.00	<2.40
04/28/2020	24.26	5.41	<1.86	<2.78	29.40	167.00	82.10	0.05	<9.28	22.70	3.97	<4.64	351.00	<1.87
05/05/2020	20.07	7.64	<1.93	<2.90	38.30	206.00	84.40	0.06	<9.66	31.80	5.74	<4.83	376.00	<2.05
05/26/2020	26.47	6.11	<2.15	<3.23	27.60	187.00	60.10	0.24	<10.77	27.60	5.97	<5.39	463.00	<2.08
06/02/2020	26.78	6.09	<2.01	<3.02	32.40	206.00	58.20	0.26	<10.06	31.20	5.44	<5.03	468.00	2.22
06/23/2020	22.58	5.42	<1.94	<2.90	29.90	240.00	56.50	0.06	<9.68	31.10	5.85	<4.84	489.00	<1.75
07/07/2020	26.06	5.48	<1.83	<2.74	41.10	238.00	159.00	0.23	<9.13	31.90	5.57	<4.56	599.00	<1.85
07/28/2020	15.25	4.54	<1.78	<2.66	36.30	224.00	104.00	0.15	<8.88	29.60	5.24	<4.44	551.00	<1.79
08/04/2020	29.86	4.31	<2.04	<3.05	34.20	255.00	125.00	0.32	<10.18	38.50	5.31	<5.09	608.00	<1.82
08/25/2020	2.06	5.45	<2.25	<3.37	36.20	293.00	124.00	<2.40	<11.23	40.00	5.70	<5.61	625.00	0.19
09/01/2020	25.19	5.63	<2.04	<3.06	39.40	315.00	140.00	0.23	13.00	42.50	5.74	5.17	701.00	<2.10
09/29/2020	23.81	3.58	<1.97	<2.96	39.80	316.00	95.10	0.17	11.20	35.50	5.91	<4.93	654.00	4.19
10/06/2020	21.10	3.94	<2.20	<3.31	29.50	259.00	61.90	0.10	<11.02	28.50	7.57	<5.51	527.00	5.12
10/27/2020	20.18	3.87	<2.07	<3.10	25.50	258.00	56.20	0.15	<10.33	29.40	8.78	<5.17	514.00	4.44
11/03/2020	22.09	3.37	<1.80	<2.69	26.80	225.00	70.40	<0.28	<8.98	28.20	4.82	<4.49	432.00	5.00
11/24/2020	13.86	3.02	<2.13	<3.19	22.90	256.00	50.70	0.32	16.10	35.20	5.55	<5.32	413.00	2.78
12/01/2020	35.88	3.19	<1.76	<2.64	30.30	269.00	72.90	0.23	9.70	38.60	4.97	<4.40	426.00	3.68
12/29/2020	28.68	5.33	<2.02	<3.03	34.70	251.00	83.30	0.10	<10.09	34.90	4.71	<5.05	412.00	6.27

### Field's Point Metals in Final Sludge

#### Field's Point sludge monthly mean concentration (ppm)

Month	Arsenic	Beryllium	Cadmium	Chromium	Copper	Lead	Mercury	Molybdenum	Nickel	Selenium	Silver	Zinc	Cyanide
January	4.79	2.01	3.02	24.45	206.00	51.05	0.43	10.05	28.50	5.78	7.96	372.50	4.55
February	3.88	1.96	2.93	26.85	202.50	44.35	0.77	9.78	36.40	5.20	8.01	334.50	2.45
March	4.32	1.90	2.85	25.70	204.50	55.70	0.31	9.51	24.95	4.78	6.27	365.50	2.90
April	4.79	1.88	2.82	27.45	169.50	68.00	0.27	9.40	23.00	4.56	4.70	355.50	2.14
May	6.88	2.04	3.06	32.95	196.50	72.25	0.15	10.21	29.70	5.86	5.11	419.50	2.07
June	5.76	1.97	2.96	31.15	223.00	57.35	0.16	9.87	31.15	5.65	4.93	478.50	1.99
July	5.01	1.80	2.70	38.70	231.00	131.50	0.19	9.00	30.75	5.41	4.50	575.00	1.82
August	4.88	2.14	3.21	35.20	274.00	124.50	1.36	10.70	39.25	5.51	5.35	616.50	1.00
September	4.61	2.01	3.01	39.60	315.50	117.55	0.20	12.10	39.00	5.83	5.05	677.50	3.15
October	3.91	2.14	3.20	27.50	258.50	59.05	0.13	10.67	28.95	8.18	5.34	520.50	4.78
November	3.20	1.96	2.94	24.85	240.50	60.55	0.30	12.54	31.70	5.19	4.90	422.50	3.89
December	4.26	1.89	2.83	32.50	260.00	78.10	0.16	9.90	36.75	4.84	4.72	419.00	4.98

#### Field's Point sludge monthly total load (lbs/month)

Month	Arsenic	Beryllium	Cadmium	Chromium	Copper	Lead	Mercury	Molybdenum	Nickel	Selenium	Silver	Zinc	Cyanide	Sludge
January	6.74	2.83	4.24	34.40	289.86	71.83	0.60	14.14	40.10	8.13	11.20	524.14	6.40	1,407,100
February	4.97	2.51	3.77	34.47	259.94	56.93	0.99	12.55	46.73	6.67	10.28	429.38	3.14	1,283,660
March	5.82	2.56	3.85	34.64	275.64	75.08	0.42	12.82	33.63	6.44	8.44	492.65	3.91	1,347,880
April	6.21	2.44	3.65	35.57	219.61	88.10	0.36	12.18	29.80	5.90	6.09	460.61	2.77	1,295,660
May	7.89	2.35	3.52	37.83	225.62	82.96	0.18	11.73	34.10	6.72	5.86	481.66	2.37	1,148,180
June	7.13	2.45	3.67	38.61	276.40	71.08	0.20	12.23	38.61	7.00	6.11	593.09	2.46	1,239,480
July	6.60	2.37	3.56	51.00	304.44	173.31	0.26	11.86	40.53	7.12	5.93	757.82	2.40	1,317,940
August	5.01	2.20	3.30	36.14	281.33	127.83	1.40	10.99	40.30	5.65	5.49	633.00	1.03	1,026,760
September	4.76	2.07	3.11	40.92	325.99	121.46	0.21	12.50	40.30	6.02	5.22	700.03	3.25	1,033,260
October	4.61	2.52	3.78	32.45	305.00	69.67	0.15	12.59	34.16	9.65	6.30	614.14	5.64	1,179,900
November	3.20	1.96	2.94	24.86	240.58	60.57	0.30	12.54	31.71	5.19	4.91	422.64	3.89	1,000,340
December	5.36	2.38	3.57	40.88	327.02	98.23	0.29	12.45	46.22	6.09	5.94	527.01	4.63	1,257,780
<b>Yearly Total</b>	<b>68.30</b>	<b>28.63</b>	<b>42.95</b>	<b>441.77</b>	<b>3,331.46</b>	<b>1,097.06</b>	<b>5.33</b>	<b>148.58</b>	<b>456.18</b>	<b>80.58</b>	<b>81.79</b>	<b>6,636.18</b>	<b>41.89</b>	<b>14,537,940</b>

(lbs/year):

***INFLUENT AND EFFLUENT  
NUTRIENTS***

***FIELD'S POINT***

**Field's Point Influent and Effluent Nutrients 2020**

Field's Point Influent Nutrients								Field's Point Effluent Nutrients							
	Nitrite NO <sub>2</sub>	Nitrate NO <sub>3</sub>	NitrateNitrite NO <sub>3</sub> NO <sub>2</sub>	Ammonia NH <sub>3</sub>	TKN	Total Phosphorus	Total Nitrogen		Nitrite NO <sub>2</sub>	Nitrate NO <sub>3</sub>	NitrateNitrite NO <sub>3</sub> NO <sub>2</sub>	Ammonia NH <sub>3</sub>	TKN	Total Phosphorus	Total Nitrogen
Date	ppm as N	ppm as N	ppm as N	ppm as N	ppm as N	ppm as P	ppm as N	Date	ppm as N	ppm as N	ppm as N	ppm as N	ppm as N	ppm as P	ppm as N
01/01/20	1.11	1.15	2.26	11.1	19.2		21.5	01/01/20	0.0679	<0.100	0.139	5.65	6.46		6.60
01/06/20	1.35	0.660	2.01	14.3	24.5		26.5	01/06/20	0.0254	<0.100	<0.100	6.82	8.10	1.61	8.10
01/07/20	1.20	0.560	1.76	14.7	25.5	2.76	27.3	01/07/20	0.0264	<0.100	<0.100	7.30	8.57		8.57
01/08/20	1.10	0.480	1.58	15.1	25.2		26.8	01/08/20	0.0393	<0.100	0.107	7.38	8.47		8.58
01/13/20	0.895	0.385	1.28	16.2	27.7		29	01/13/20	0.0481	<0.100	0.125	6.01	7.29	2.72	7.41
01/14/20	0.828	0.322	1.15	16	26.2	3	27.3	01/14/20	0.0729	0.118	0.191	5.97	7.03		7.22
01/15/20	0.900	0.390	1.29	16.2	27		28.3	01/15/20	0.0856	0.215	0.301	5.96	6.98		7.28
01/20/20	0.676	0.266	0.942	16.8	26.7		27.6	01/20/20	0.102	0.498	0.600	5.81	6.73	2.79	7.33
01/21/20	0.962	0.318	1.28	18.1	28.5	3.24	29.8	01/21/20	0.116	0.469	0.585	6.29	7.92		8.51
01/22/20	0.664	0.142	0.806	18.6	27		27.8	01/22/20	0.0979	0.439	0.537	6.99	8.14		8.68
01/27/20	1.04	1.28	2.32	18	27.2		29.5	01/27/20	0.133	0.947	1.08	4.82	6.21	2.18	7.29
01/28/20	0.870	1.20	2.07	18.5	27.7	3.28	29.8	01/28/20	0.141	1.17	1.31	5.20	6.08		7.39
01/29/20	0.796	0.954	1.75	18.9	28.2		29.9	01/29/20	0.126	1.26	1.39	5.69	7.04		8.43
02/03/20	0.472	0.568	1.04	19.1	32.2		33.2	02/03/20	0.216	1.22	1.44	3.85	5.05	2.57	6.49
02/04/20	0.452	0.878	1.33	18.7	31.5	3.75	32.8	02/04/20	0.242	1.34	1.58	4.09	5.34		6.92
02/05/20	0.270	1.19	1.46	18.8	30.5		32	02/05/20	0.268	2.53	2.80	3.88	5.21		8.01
02/10/20	0.333	1.64	1.97	17.6	34		36	02/10/20	0.271	3.06	3.33	2.73	4.08	2.19	7.41
02/11/20	0.215	1.71	1.93	12.9	23.4	3.12	25.3	02/11/20	0.260	3.32	3.58	2.19	3.30		6.88
02/12/20	0.274	2.01	2.28	15.9	28.5		30.8	02/12/20	0.309	2.76	3.07	3.92	4.95		8.02
02/17/20	0.531	1.79	2.32	16.2	29.5		31.8	02/17/20	0.177	1.70	1.88	2.76	3.99	2.79	5.87
02/18/20	0.324	1.62	1.94	15.9	28.5	3.98	30.4	02/18/20	0.105	0.925	1.03	2.91	3.72		4.75
02/19/20	0.369	1.53	1.90	16.4	28.2		30.1	02/19/20	0.104	1.03	1.13	3.26	4.14		5.27
02/24/20	0.416	0.794	1.21	17.9	33.5		34.7	02/24/20	0.0795	0.561	0.641	2.99	4.10	2.59	4.74
02/25/20	0.452	1.18	1.63	17.4	31.2	3.78	32.8	02/25/20	0.0935	0.611	0.705	2.89	3.93		4.63
02/26/20	0.375	1.17	1.55	16.7	30.7		32.2	02/26/20	0.117	1.65	1.77	3.28	4.22		5.99
03/02/20	0.512	1.28	1.79	18.2	33.2		35	03/02/20	0.180	0.910	1.09	2.93	4.16	2.02	5.25
03/03/20	0.257	1.04	1.30	15.8	30.8	3.68	32.1	03/03/20	0.206	0.934	1.14	3.03	3.86		5
03/04/20	0.275	1.62	1.90	17.4	25.5		27.4	03/04/20	0.200	1.34	1.54	1.54	2.39		3.93
03/09/20	0.380	0.680	1.06	18	29.5		30.6	03/09/20	0.130	0.667	0.797	2.44	3.45	2.55	4.25
03/10/20	0.366	0.774	1.14	18.5	31.7	4.24	32.8	03/10/20	0.172	1.25	1.42	1.68	2.53		3.95
03/11/20	0.341	0.729	1.07	18.1	33.7		34.8	03/11/20	0.0932	1.07	1.16	1.54	2.33		3.49
03/16/20	0.372	0.808	1.18	17.8	32		33.2	03/16/20	0.112	1.29	1.40	1.61	2.56	2.47	3.96
03/17/20	0.176	0.696	0.872	15.1	29	3.38	29.9	03/17/20	0.0770	1.35	1.43	0.931	2.13		3.56
03/18/20	0.318	1.27	1.59	16.3	29		30.6	03/18/20	0.117	2.39	2.51	1.64	2.66		5.17
03/23/20	0.337	1.29	1.63	11.8	24.1		25.7	03/23/20	0.103	3.75	3.85	2.33	3.20	1.69	7.05
03/24/20	0.203	1.70	1.90	8.39	15.7	1.98	17.6	03/24/20	0.0769	5.03	5.11	1.39	2.05		7.16
03/25/20	0.303	1.85	2.15	9.04	15.7		17.8	03/25/20	0.127	4.52	4.65	1.37	2.05		6.70
03/30/20	0.56	2.2		11	15		18	03/30/20				1.4	2.9	1.27	
03/31/20	0.55	2		12	21	2.65	24	03/31/20	0.174	3.1		1.5	2.7		5.8
04/01/20	0.590	1.6		12	22		24	04/01/20	0.237	3.14	3.38	2.20	3.24		6.62
04/03/20								04/03/20	<0.010	5.42	5.42	0.340	1.06	0.815	6.48
04/06/20	0.754	1.37	2.12	13	23		25.1	04/06/20	0.0739	4.24	4.31	0.949	1.86	1.96	6.17
04/07/20	0.595	1.73	2.33	11.4	22.4	2.90	24.7	04/07/20	0.0579	5.25	5.31	0.720	1.56		6.87

**Field's Point Influent and Effluent Nutrients 2020**

Field's Point Influent Nutrients								Field's Point Effluent Nutrients							
	Nitrite NO <sub>2</sub>	Nitrate NO <sub>3</sub>	NitrateNitrite NO <sub>3</sub> NO <sub>2</sub>	Ammonia NH <sub>3</sub>	TKN	Total Phosphorus	Total Nitrogen		Nitrite NO <sub>2</sub>	Nitrate NO <sub>3</sub>	NitrateNitrite NO <sub>3</sub> NO <sub>2</sub>	Ammonia NH <sub>3</sub>	TKN	Total Phosphorus	Total Nitrogen
Date	ppm as N	ppm as N	ppm as N	ppm as N	ppm as N	ppm as P	ppm as N	Date	ppm as N	ppm as N	ppm as N	ppm as N	ppm as N	ppm as P	ppm as N
04/08/20	0.634	1.02	1.65	12.9	22.7		24.3	04/08/20	0.0444	4.99	5.03	0.594	1.66		6.69
04/13/20	0.514	1.38	1.89	5.37	10.3		12.2	04/13/20	<0.010	5.03	5.03	0.208	0.798	0.940	5.83
04/14/20	0.509	2.10	2.61	6.89	12.2	1.48	14.8	04/14/20	0.0143	6.06	6.07	0.404	0.963		7.03
04/15/20	0.369	1.89	2.26	7.44	13.3		15.6	04/15/20	<0.010	5.43	5.43	0.288	0.917		6.35
04/20/20	0.935	1.51	2.45	10.5	18.4		20.8	04/20/20	0.0103	5.53	5.54	0.349	1.25	1.05	6.79
04/21/20	0.877	1.57	2.45	8.99	19.7	2.19	22.1	04/21/20	<0.010	6.33	6.33	0.281	0.806		7.14
04/22/20	1.04	1.49	2.53	9.27	16.5		19	04/22/20	0.0147	5.74	5.75	0.378	1.20		6.95
04/27/20	0.491	<0.100	0.155	8.40	15.2		15.4	04/27/20	<0.010	4.79	4.79	0.257	0.816	0.973	5.61
04/28/20	0.635	1.50	2.14	10.5	17.8	2.29	19.9	04/28/20	<0.010	4.35	4.35	0.105	1.12		5.47
04/29/20	0.196	0.379	0.575	15	23.1		23.7	04/29/20	<0.010	4.12	4.12	0.148	1.06		5.18
05/04/20	0.405	1.27	1.68	8.12	13.2		14.9	05/04/20	0.0103	3.48	3.49	0.189	0.999	0.578	4.49
05/05/20	0.440	1.12	1.56	8.75	14.4	1.92	16	05/05/20	0.0273	1.69	1.72	0.328	1.17		2.89
05/06/20	0.429	1.17	1.60	10.1	17.5		19.1	05/06/20	<0.010	1.41	1.41	0.353	1.30		2.71
05/11/20	0.0960	0.217	0.313	12.1	21.2		21.5	05/11/20	<0.010	0.605	0.605	0.160	1.18	0.858	1.78
05/12/20	0.0927	0.117	0.210	11.9	21.3	2.56	21.5	05/12/20	0.0197	0.557	0.577	0.479	1.42		2
05/13/20	0.0847	0.213	0.298	12.2	20.1		20.4	05/13/20	0.0119	0.420	0.432	0.307	1.25		1.68
05/18/20	0.0665	<0.100	0.130	14.2	22.8		22.9	05/18/20	0.0135	0.323	0.337	0.835	1.79	1.37	2.13
05/19/20	0.0482	0.146	0.194	13.5	22.5	3.10	22.7	05/19/20	0.0165	0.291	0.308	0.770	1.92		2.23
05/20/20	0.0519	0.125	0.177	13.7	23.5		23.7	05/20/20	0.0135	0.338	0.352	0.851	1.99		2.34
05/25/20	0.0736	<0.100	0.147	14.3	23.2		23.3	05/25/20	0.0273	0.326	0.353	1.18	2.21	2.06	2.56
05/26/20	0.0834	<0.100	0.159	14	24.4	3.12	24.6	05/26/20	<0.010	0.377	0.377	0.348	1.31		1.69
05/27/20	0.115	<0.100	0.127	14.1	22.7		22.8	05/27/20	<0.010	0.428	0.428	0.328	1.26		1.69
06/01/20	0.0704	0.109	0.179	16.1	24.5		24.7	06/01/20	0.0143	0.721	0.735	0.586	1.46	2.52	2.19
06/02/20	0.0274	<0.100	<0.100	15.2	24.9	3.41	24.9	06/02/20	<0.010	1.07	1.07	0.282	1.20		2.27
06/03/20	0.0198	<0.100	<0.100	15.1	25.5		25.5	06/03/20	<0.010	0.550	0.550	0.278	1.26		1.81
06/08/20	0.0328	<0.100	0.114	15.2	25.2		25.3	06/08/20	0.0234	0.256	0.279	0.705	1.72	2.43	2
06/09/20	0.0232	<0.100	0.113	15.5	25.8	3.48	25.9	06/09/20	<0.010	0.344	0.344	0.129	0.943		1.29
06/10/20	0.0318	<0.100	0.118	15.4	24.1		24.2	06/10/20	0.0147	0.478	0.493	0.480	1.44		1.93
06/15/20	0.0229	<0.100	<0.100	17.2	28.5		28.5	06/15/20	<0.010	0.418	0.418	0.339	1.29	2.51	1.71
06/16/20	0.0270	<0.100	<0.100	16.6	26.7	3.41	26.7	06/16/20	<0.010	0.402	0.402	0.355	1.25		1.65
06/17/20	0.0282	<0.100	<0.100	16.3	26.5		26.5	06/17/20	<0.010	0.351	0.351	0.118	1.05		1.40
06/22/20	0.128	<0.100	0.131	17	29.7		29.8	06/22/20	<0.010	0.156	0.156	0.398	1.34	2.32	1.50
06/23/20	0.0913	<0.100	0.169	16.8	28	3.60	28.2	06/23/20	0.0112	0.123	0.134	0.435	1.46		1.59
06/24/20	0.245	<0.100	0.171	16	29.7		29.9	06/24/20	<0.010	0.166	0.166	0.210	1.16		1.33
06/29/20	0.539	0.170	0.709	13.2	23.1		23.8	06/29/20	<0.010	<0.100	<0.100	1.51	2.20	1.84	2.20
06/30/20	0.336	0.149	0.485	13	25.5	3.48	26	06/30/20	<0.010	<0.100	<0.100	1.25	1.97		1.97
07/01/20	0.562	0.112	0.674	12.8	22.3		23	07/01/20	0.0119	<0.100	<0.100	1.19	1.87		1.87
07/06/20	0.0547	<0.100	0.128	17.3	29.7		29.8	07/06/20	0.0171	0.106	0.123	0.533	1.44	1.82	1.56
07/07/20	<0.010	<0.100	<0.100	17	27.8	3.56	27.8	07/07/20	<0.010	<0.100	<0.100	0.169	1.24		1.24
07/08/20	0.0139	<0.100	<0.100	16.5	29.5		29.5	07/08/20	<0.010	0.114	0.114	0.368	1.51		1.62
07/13/20	0.0200	<0.100	<0.100	16.2	27.2		27.2	07/13/20	0.0141	0.156	0.170	0.703	1.72	3	1.89
07/14/20	0.0168	<0.100	<0.100	12	25.7	3.71	25.7	07/14/20	<0.010	0.123	0.123	0.666	1.82		1.94
07/15/20	0.0239	<0.100	<0.100	14.4	24.7		24.7	07/15/20	<0.010	0.114	0.114	0.540	1.54		1.65

**Field's Point Influent and Effluent Nutrients 2020**

Field's Point Influent Nutrients								Field's Point Effluent Nutrients							
	Nitrite NO <sub>2</sub>	Nitrate NO <sub>3</sub>	NitrateNitrite NO <sub>3</sub> NO <sub>2</sub>	Ammonia NH <sub>3</sub>	TKN	Total Phosphorus	Total Nitrogen		Nitrite NO <sub>2</sub>	Nitrate NO <sub>3</sub>	NitrateNitrite NO <sub>3</sub> NO <sub>2</sub>	Ammonia NH <sub>3</sub>	TKN	Total Phosphorus	Total Nitrogen
Date	ppm as N	ppm as N	ppm as N	ppm as N	ppm as N	ppm as P	ppm as N	Date	ppm as N	ppm as N	ppm as N	ppm as N	ppm as N	ppm as P	ppm as N
07/20/20	0.0181	<0.100	<0.100	17.2	27.7		27.7	07/20/20	<0.010	0.248	0.248	0.419	1.29	2.25	1.54
07/21/20	0.0149	<0.100	<0.100	17.4	28.4	3.78	28.4	07/21/20	<0.010	0.194	0.194	0.547	1.50		1.69
07/22/20	0.0124	<0.100	<0.100	16.9	29.5		29.5	07/22/20	0.0153	0.126	0.141	0.884	1.83		1.97
07/27/20	0.0769	<0.100	<0.100	16.7	28.2		28.2	07/27/20	<0.010	0.152	0.152	0.203	1.22	2.78	1.37
07/28/20	0.138	<0.100	0.152	11.8	24.6	3.38	24.8	07/28/20	<0.010	<0.100	<0.100	1.42	2.60		2.60
07/29/20	0.298	<0.100	0.273	11.6	19.5		19.8	07/29/20	<0.010	<0.100	<0.100	0.343	1.24		1.24
08/03/20	0.0209	<0.100	<0.100	16.9	30		30	08/03/20	0.0182	<0.100	<0.100	0.772	1.95	2.25	1.95
08/04/20	0.0176	<0.100	0.102	15	31.5	3.87	31.6	08/04/20	0.0109	<0.100	<0.100	1.97	2.34		2.34
08/05/20	0.0177	<0.100	<0.100	14.5	24.4		24.4	08/05/20	0.0201	<0.100	0.101	1.10	1.89		1.99
08/10/20	0.0326	<0.100	<0.100	18.8	33.7		33.7	08/10/20	0.0113	<0.100	<0.100	1.09	2.07	3.40	2.07
08/11/20	0.0184	<0.100	<0.100	17.7	32.5	4.88	32.5	08/11/20	0.0121	<0.100	<0.100	1.18	2.19		2.19
08/12/20	0.0202	<0.100	<0.100	17.9	29.5		29.5	08/12/20	0.0134	<0.100	<0.100	1.25	2.22		2.22
08/17/20	0.0200	<0.100	<0.100	17.8	29.7		29.7	08/17/20	0.0108	0.134	0.145	0.720	1.83	2.99	1.97
08/18/20	0.0233	<0.100	<0.100	15	24.8	3.41	24.8	08/18/20	<0.010	<0.100	<0.100	<0.100	1.04		1.04
08/19/20	0.0259	<0.100	<0.100	17.8	27.7		27.7	08/19/20	<0.010	<0.100	<0.100	0.388	1.58		1.58
08/24/20	0.105	<0.100	0.124	19.1	25.2		25.3	08/24/20	0.0295	0.124	0.154	1.32	2.42	3.09	2.57
08/25/20	0.0726	<0.100	<0.100	18.6	29.2	4.41	29.2	08/25/20	0.0167	<0.100	0.114	0.998	2.09		2.20
08/26/20	0.0219	0.150	0.172	19.8	33.5		33.7	08/26/20	<0.010	<0.100	<0.100	1.64	2.78		2.78
08/31/20	0.0512	0.135	0.186	18.7	30.2		30.4	08/31/20	<0.010	<0.100	<0.100	1.64	2.72	2.36	2.72
09/01/20	0.212	<0.100	0.257	19.1	31.2	4.43	31.5	09/01/20	0.0119	<0.100	<0.100	1.68	2.80		2.80
09/02/20	0.147	<0.100	0.135	15.2	27		27.1	09/02/20	<0.010	<0.100	<0.100	1.65	2.84		2.84
09/07/20	0.194	<0.100	0.214	20.8	32.2		32.4	09/07/20	0.0100	<0.100	<0.100	0.618	1.83	3.38	1.83
09/08/20	0.251	<0.100	0.235	19.9	34	4.58	34.2	09/08/20	<0.010	<0.100	<0.100	0.877	2.30		2.30
09/09/20	0.171	<0.100	0.259	20.2	38.7		39	09/09/20	0.0114	<0.100	<0.100	1.35	2.97		2.97
09/14/20	0.0182	0.175	0.193	17.8	33.5		33.7	09/14/20	0.0247	<0.100	<0.100	1.88	3.19	3.32	3.19
09/15/20	0.0177	<0.100	<0.100	21.5	34	4.16	34	09/15/20	0.0257	<0.100	<0.100	1.95	3.20		3.20
09/16/20	0.0216	<0.100	<0.100	21.4	36.7		36.7	09/16/20	0.0218	<0.100	<0.100	2.09	3.71		3.71
09/21/20	0.0259	<0.100	<0.100	21.9	41.7		41.7	09/21/20	0.0311	<0.100	<0.100	1.86	3.36	3.76	3.36
09/22/20	0.0153	<0.100	<0.100	21.6	35.7	4.14	35.7	09/22/20	0.0363	<0.100	<0.100	2.13	3.47		3.47
09/23/20	0.0188	<0.100	<0.100	22	35.5		35.5	09/23/20	0.0305	<0.100	<0.100	1.80	3.17		3.17
09/28/20	0.0176	<0.100	<0.100	21.1	38.7		38.7	09/28/20	0.0329	<0.100	<0.100	1.38	2.65	3.63	2.65
09/29/20	0.0214	<0.100	<0.100	19.5	33.4	4.39	33.4	09/29/20	0.0377	<0.100	0.117	1.51	2.83		2.95
09/30/20	0.0177	<0.100	<0.100	12.9	21.9		21.9	09/30/20	<0.010	<0.100	<0.100	0.217	1.27		1.27
10/05/20	0.0822	<0.100	0.114	19.3	35.5	4.51	35.6	10/05/20	<0.010	0.219	0.219	<0.100	1.14	3.40	1.36
10/06/20	0.0185	<0.100	<0.100	21.6	37.7		37.7	10/06/20	<0.010	0.227	0.227	<0.100	1.18		1.41
10/07/20	0.0177	<0.100	<0.100	20	36.2		36.2	10/07/20	0.0255	0.143	0.169	1.28	2.57		2.74
10/12/20	0.0181	<0.100	<0.100	21.2	37.7	4.79	37.7	10/12/20	0.0108	0.941	0.952	0.411	1.70	3.77	2.65
10/13/20	0.0322	0.127	0.159	9.14	17.2		17.4	10/13/20	<0.010	0.911	0.911	0.145	1.04		1.95
10/14/20	0.0170	<0.100	<0.100	18.6	28.5		28.5	10/14/20	<0.010	0.767	0.767	<0.100	1.12		1.89
10/19/20	0.0111	0.110	0.121	12	20.1	2.52	20.2	10/19/20	0.0528	0.904	0.957	1.20	2.11	1.72	3.07
10/20/20	0.0115	<0.100	<0.100	15.3	34		34	10/20/20	0.0308	0.331	0.362	0.716	1.61		1.97
10/21/20	0.0171	<0.100	<0.100	19	30		30	10/21/20	<0.010	0.283	0.283	0.582	1.58		1.86
10/26/20	0.0162	<0.100	<0.100	21.5	34.4	4.73	34.4	10/26/20	<0.010	0.117	0.117	0.916	2.07	2.62	2.19

**Field's Point Influent and Effluent Nutrients 2020**

Date	Field's Point Influent Nutrients							Date	Field's Point Effluent Nutrients						
	Nitrite NO <sub>2</sub> ppm as N	Nitrate NO <sub>3</sub> ppm as N	Nitrate NO <sub>3</sub> ppm as N	Nitrite NO <sub>2</sub> ppm as N	Ammonia NH <sub>3</sub> ppm as N	TKN ppm as N	Total Phosphorus ppm as P		Total Nitrogen ppm as N	Nitrite NO <sub>2</sub> ppm as N	Nitrate NO <sub>3</sub> ppm as N	Nitrate NO <sub>3</sub> ppm as N	Nitrite NO <sub>2</sub> ppm as N	Ammonia NH <sub>3</sub> ppm as N	TKN ppm as N
10/27/20	0.0169	<0.100	<0.100	20.8	37		37	10/27/20	<0.010	0.123	0.123	1.05	2.25		2.37
10/28/20	0.0249	<0.100	0.115	17.9	31		31.1	10/28/20	0.0128	<0.100	<0.100	1.54	2.73		2.73
11/02/20	0.0656	0.206	0.272	12.4	19.6	2.96	19.9	11/02/20	0.0376	<0.100	0.137	2.40	3.24	1.56	3.38
11/03/20	0.0173	0.134	0.151	16.2	24.6		24.8	11/03/20	0.0113	<0.100	<0.100	3.04	3.86		3.86
11/04/20	0.0376	<0.100	0.129	17.1	26.5		26.6	11/04/20	<0.010	<0.100	<0.100	2.84	3.86		3.86
11/09/20	0.0165	<0.100	<0.100	19.9	32	4.23	32	11/09/20	0.0295	0.118	0.148	1.92	2.78	3.10	2.93
11/10/20	0.0197	<0.100	<0.100	19.8	33.2		33.2	11/10/20	0.0203	<0.100	0.111	1.39	2.31		2.42
11/11/20	0.0383	<0.100	0.107	18	32		32.1	11/11/20	0.0266	<0.100	0.116	2.37	3.20		3.32
11/16/20	0.267	0.416	0.683	15.4	25.2	3.16	25.9	11/16/20	0.119	0.504	0.623	1.90	2.86	2.59	3.48
11/17/20	0.170	0.169	0.339	19.1	32.2		32.5	11/17/20	0.0683	0.237	0.305	2.30	3.14		3.44
11/18/20	0.0156	0.132	0.148	19.7	32.5		32.6	11/18/20	0.0517	0.187	0.239	2.34	3.27		3.51
11/23/20	0.118	0.789	0.907	6.07	11.5	1.71	12.4	11/23/20	0.0644	1.16	1.22	2.03	3.15	2.74	4.37
11/24/20	0.182	0.664	0.846	9.34	15.5		16.3	11/24/20	0.121	0.220	0.341	3.36	4.41		4.75
11/25/20	0.192	0.623	0.815	10.8	18.3		19.1	11/25/20	0.0715	0.114	0.186	3.87	4.76		4.95
11/30/20	0.153	1.06	1.21	6.61	13.4	2.05	14.6	11/30/20	0.0637	1.55	1.61	2.46	4.33	1.24	5.94
12/01/20	0.199	3.10	3.30	6.50	12.7		16	12/01/20	0.270	2.17	2.44	3.16	4.44		6.88
12/02/20	0.309	2.28	2.59	7.17	12.7		15.3	12/02/20	0.245	1.46	1.71	3.37	4.63		6.34
12/07/20	0.274	2.48	2.75	6.12	14.1	1.56	16.8	12/07/20	0.298	1.95	2.25	3.34	5.31	1.14	7.56
12/08/20	0.321	1.87	2.19	6.92	15.1		17.3	12/08/20	0.229	1.55	1.78	3.99	5.59		7.37
12/09/20	0.387	1.69	2.08	8.30	14.5		16.6	12/09/20	0.182	0.712	0.894	3.40	4.65		5.54
12/14/20	0.702	1.90	2.60	10.6	21.4	2.86	24	12/14/20	0.120	0.805	0.925	3.86	5.44	2.01	6.36
12/15/20	0.788	1.67	2.46	11.7	24.2		26.7	12/15/20	0.111	0.873	0.984	3.86	5.57		6.55
12/16/20	0.436	1.50	1.94	11.3	18.7		20.6	12/16/20	0.126	1.01	1.14	4.53	6.32		7.46
12/21/20	0.411	1.37	1.78	12.4	26	3.23	27.8	12/21/20	0.121	0.696	0.817	4.46	6.15	2.52	6.97
12/22/20	0.529	1.59	2.12	12	24.8		26.9	12/22/20	0.107	0.551	0.658	3.83	5.34		6
12/23/20	0.560	1.59	2.15	13	23.9		26	12/23/20	0.123	0.800	0.923	3.20	4.24		5.16
12/28/20	0.216	3.40	3.62	6.29	11.7	1.63	15.3	12/28/20	0.192	3.06	3.25	2.72	3.48	0.974	6.73
12/29/20	0.223	3.06	3.28	6.34	11.2		14.5	12/29/20	0.196	2.58	2.78	2.69	3.67		6.45
12/30/20	0.236	2.73	2.97	6.93	13.9		16.9	12/30/20	0.175	2.37	2.55	2.95	4.18		6.73

***INFLUENT LOADING DATA***

***BUCKLIN POINT***



**Bucklin Point Influent Metals Cd - CN 2020**  
all analyses in ppb

Date	Day of the Week	Influent Flow	Cd (ppb)	TTL Cr (ppb)	Hex Cr (ppb)	Cu (ppb)	Pb (ppb)	Hg (ppb)	Ni (ppb)	Ag (ppb)	Zn (ppb)	CN (ppb)
1/1/2020	Wednesday	22.05	0.1344	1.194		27.06	3.517		6.138	0.9475	61.50	6.13
1/7/2020	Tuesday	21.45	0.1275	1.428	23	33.50	1.974	0.0171	7.051	1.406	65.85	<4
1/8/2020	Wednesday	20.99	0.1319	3.359		40.25	2.333		13.50	0.8590	68.67	<4
1/14/2020	Tuesday	19.78	0.1326	1.406		45.66	2.423		10.31	1.672	85.56	4.53
1/15/2020	Wednesday	18.86	0.2755	1.584		36.92	2.947		5.156	0.9697	101.4	<4
1/21/2020	Tuesday	18.29	0.1307	3.160		33.38	1.929		9.437	0.7671	73.36	5.17
1/22/2020	Wednesday	17.94	0.1319	5.923		39.89	2.617		9.506	2.537	83.40	<4
1/28/2020	Tuesday	18.31	0.1067	1.418		30.41	1.968		8.066	1.242	71.89	<4
1/29/2020	Wednesday	17.15	0.09912	2.965		29.74	1.675		11.17	1.178	61.84	<4
2/4/2020	Tuesday	17.89	0.1615	2.410		53.26	3.226	0.0223	11.59	1.131	89.78	5.44
2/5/2020	Wednesday	18.06	0.1198	3.689		36.37	3.513		15.21	1.085	73.56	<4
2/11/2020	Tuesday	28.34	0.1535	2.538	23	57.47	4.872		21.23	1.702	86.42	<4
2/12/2020	Wednesday	17.74	0.1196	3.403		32.02	3.851		5.908	0.9476	66.49	<4
2/18/2020	Tuesday	21.31	0.3112	7.308		69.13	7.103		45.95	1.353	107.2	<4
2/19/2020	Wednesday	18.04	0.1611	6.747		52.19	4.264		17.47	2.259	106.8	<4
2/25/2020	Tuesday	17.95	0.1355	2.597		43.02	2.681		9.319	1.998	86.91	<4
2/26/2020	Wednesday	18.01	0.1515	3.143		56.82	2.637		16.90	2.326	98.66	5.09
3/3/2020	Tuesday	21.28	0.1433	2.488	31	49.28	3.593	**	10.73	1.878	91.69	4.56
3/4/2020	Wednesday	18.03	0.1810	6.393		52.43	8.551		23.88	2.127	107.7	4.57
3/10/2020	Tuesday	16.92	0.1127	2.954		32.36	2.222		5.758	0.8587	73.23	<4
3/11/2020	Wednesday	16.23	0.1246	9.153		44.24	2.505		29.46	1.904	91.02	4.27
3/17/2020	Tuesday	18.96	0.1473	2.148		45.43	5.550		13.21	1.101	97.98	6.84
3/18/2020	Wednesday	16.04	0.1139	2.164		34.91	3.209		18.02	1.245	72.76	6.84
3/24/2020	Tuesday	29.42	0.1419	4.598		46.75	8.732		12.10	1.623	91.83	<4
3/25/2020	Wednesday	21.77	0.1294	1.807		26.69	2.697		9.219	0.9679	68.93	<4
3/31/2020	Tuesday	21.13	0.1232	1.584		30.89	2.881		5.657	1.087	72.41	<4
4/1/2020	Wednesday	21.63	0.1122	2.024		29.62	1.896		6.862	0.9032	63.65	<4
4/7/2020	Tuesday	20.70	0.1266	1.185	26	37.36	2.114	0.00744	3.458	0.4615	77.10	<4
4/8/2020	Wednesday	21.96	0.1166	3.802		30.46	2.940		11.95	1.590	67.37	4.12
4/14/2020	Tuesday	29.12	0.1154	1.649		23.48	7.945		5.141	1.618	59.50	<4
4/15/2020	Wednesday	27.36	0.1095	1.503		20.38	2.077		9.770	0.7923	53.39	<4
4/21/2020	Tuesday	34.39	0.1423	1.404		30.98	3.322		4.838	0.3085	65.39	<4
4/22/2020	Wednesday	24.42	0.1458	2.799		29.10	9.347		13.92	1.125	71.65	<4
4/28/2020	Tuesday	25.14	0.1221	2.384		43.35	2.482		15.16	0.3517	73.46	<4
4/29/2020	Wednesday	23.47	0.1306	3.375		32.30	1.847		8.298	0.6320	61.38	<4
5/5/2020	Tuesday	25.23	0.1441	0.7389	18	30.90	2.368	0.00730	3.844	0.2886	76.21	<4
5/6/2020	Wednesday	25.43	0.1090	1.273		23.45	1.876		17.23	0.6748	53.60	<4

**Bucklin Point Influent Metals Cd - CN 2020**  
**all analyses in ppb**

Date	Day of the Week	Influent Flow	Cd (ppb)	TTL Cr (ppb)	Hex Cr (ppb)	Cu (ppb)	Pb (ppb)	Hg (ppb)	Ni (ppb)	Ag (ppb)	Zn (ppb)	CN (ppb)
5/12/2020	Tuesday	22.34	0.1267	1.748		34.08	4.292		16.83	0.6014	84.90	<4
5/13/2020	Wednesday	21.71	0.1221	2.064		26.11	1.910		9.967	0.9062	63.08	<4
5/19/2020	Tuesday	20.17	0.1337	1.388		37.95	2.143		5.314	0.5444	79.15	11.1
5/20/2020	Wednesday	19.37	0.1617	1.355		37.23	2.112		21.23	0.5350	82.86	5.40
5/26/2020	Tuesday	18.00	0.1255	1.710		31.17	2.224		4.951	0.4234	70.68	<4
5/27/2020	Wednesday	18.28	0.1713	2.830		86.80	7.366		51.66	0.9517	101.5	<4
6/2/2020	Tuesday	17.00	0.1314	2.218	35	45.05	2.763	0.0436	14.53	1.217	102.5	<4
6/3/2020	Wednesday	17.28	2.487	1.901		49.04	5.145		10.23	0.9619	111.2	<4
6/9/2020	Tuesday	16.14	0.2223	1.535		52.84	2.885		10.81	0.8819	101	<4
6/10/2020	Wednesday	16.04	0.1724	4.157		56.52	3.997		18.03	0.8284	101.3	<4
6/16/2020	Tuesday	17.14	0.2563	3.498		48.11	3.397		12.77	1.174	100.4	4.02
6/17/2020	Wednesday	17.23	0.2024	2.488		55.91	2.728		8.639	0.7783	110	<4
6/23/2020	Tuesday	13.85	0.1796	3.995		61.18	1.911		6.677	1.023	138.8	<4
6/24/2020	Wednesday	18.34	0.1547	4.556		54.15	2.476		9.836	1.524	140.3	<4
6/30/2020	Tuesday	16.07	0.2626	1.934		52.33	6.029		7.813	0.5649	113.7	<4
7/1/2020	Wednesday	30.19	0.1903	1.804		56.81	7.244		10.09	1.029	121.1	<4
7/7/2020	Tuesday	14.12	0.1487	3.396	39	70.13	4.223	**	8.526	0.8522	114.8	<4
7/8/2020	Wednesday	14.13	0.1752	1.848		57.06	4.256		7.354	1.424	127.2	<4
7/14/2020	Tuesday	17.68	0.2077	2.424		71.19	8.247		24.09	1.024	146.8	<4
7/15/2020	Wednesday	13.63	0.1995	3.345		54.42	12.72		7.371	1.762	142.5	<4
7/21/2020	Tuesday	12.12	0.1415	2.374		48.49	3.763		10.10	1.375	110.2	11.6
7/22/2020	Wednesday	12.83	0.1647	1.858		75	5.225		9.064	2.808	128.9	9.11
7/28/2020	Tuesday	18.81	0.1896	2.686		64.83	4.780		6.513	1.362	139.1	<4
7/29/2020	Wednesday	12.47	0.1836	4.629		62.13	14.97		7.803	3.370	159.6	<4
8/4/2020	Tuesday	15.12	0.1917	5.159	55	74.44	7.657	0.0428	17.42	1.041	153.8	<4
8/5/2020	Wednesday	12.00	0.1610	2.695		58.03	7.500		7.732	1.686	127.4	<4
8/11/2020	Tuesday	12.71	0.1307	1.319		44.22	3.451		3.004	0.4899	96.08	<4
8/12/2020	Wednesday	11.89	0.1768	3.374		60.91	4.368		14.52	2.441	125.9	<4
8/18/2020	Tuesday	14.47	0.1797	12.11		59.66	5.536		9.825	1.749	125.6	8.04
8/19/2020	Wednesday	12.14	0.1651	5.841		67.79	4.649		9.410	2.796	124.5	<4
8/25/2020	Tuesday	11.73	0.2422	8.338		71.91	9.215		38.45	4.831	150	<4
8/26/2020	Wednesday	11.23	0.1632	2.331		55.40	3.638		12.96	2.298	120.9	<4
9/1/2020	Tuesday	11.55	0.1390	7.743		53.59	3.666		7.005	1.654	108.9	<4
9/2/2020	Wednesday	16.75	0.2093	9.266		82.46	5.089		7.500	1.149	145.5	<4
9/8/2020	Tuesday	11.22	0.1197	1.576		48.60	3.802		3.265	0.3916	117.8	<4
9/9/2020	Wednesday	11.53	0.1631	8.520		53.29	3.816		9.915	1.023	130.1	<4
9/15/2020	Tuesday	11.14	0.1640	3.062	85	62.63	4.736	0.035	8.849	1.912	127.6	<4
9/16/2020	Wednesday	11.74	0.1835	3.215		63.98	9.629		30.19	1.278	134.6	<4
9/22/2020	Tuesday	11.49	0.1470	3.354		65.37	4.789		33.02	1.565	125.4	<4
9/23/2020	Wednesday	11.15	0.1482	2.539		61.08	6.085		10.20	2.471	126.1	<4

**Bucklin Point Influent Metals Cd - CN 2020**  
**all analyses in ppb**

Date	Day of the Week	Influent Flow	Cd (ppb)	TTL Cr (ppb)	Hex Cr (ppb)	Cu (ppb)	Pb (ppb)	Hg (ppb)	Ni (ppb)	Ag (ppb)	Zn (ppb)	CN (ppb)
9/24/2020	Thursday	11.25										<4
9/29/2020	Tuesday	11.66	0.1801	4.048		64.75	5.157		13.11	4.308	140.7	<4
9/30/2020	Wednesday	24.78	0.2043	5.558		79.13	11.53		10.67	8.311	190.4	<4
10/6/2020	Tuesday	11.39	0.1440	3.467	69	55.75	3.555	0.0227	10.24	3.538	116.9	<4
10/7/2020	Wednesday	13.10	0.1628	2.641		80.78	4.598		18.57	2.591	116.8	<4
10/13/2020	Tuesday	31.48	0.1387	4.108		46.20	7.135		5.264	1.537	113.3	<4
10/14/2020	Wednesday	12.38	0.1336	32.06		41.02	6.481		20.31	4.684	101.8	4.40
10/20/2020	Tuesday	13.79	0.1790	2.782		50.47	3.616		17.52	1.813	111.7	17.6
10/21/2020	Wednesday	13.27	0.1643	4.603		51.80	4.258		12.85	2.081	121.7	<4
10/27/2020	Tuesday	12.88	0.2429	26.11		67.54	4.618		11.09	1.393	122.3	<4
10/28/2020	Wednesday	15.78	0.1770	5.855		73.63	5.819		12.83	2.110	138.5	<4
11/3/2020	Tuesday	14.00	0.1561	16.52	47	48.63	3.074	0.0293	9.765	1.079	96.15	<4
11/4/2020	Wednesday	14.26	0.1305	3.411		47.83	3.249		10.81	1.373	92.26	<4
11/10/2020	Tuesday	14.30	0.1774	8.272		60.68	4.559		7.027	1.611	116.8	<4
11/11/2020	Wednesday	13.98	0.1533	3.916		50.45	4.239		7.364	0.9859	107.6	<4
11/17/2020	Tuesday	13.28	0.1943	2.489		57.45	4.480		7.615	2.168	124.9	7.31
11/18/2020	Wednesday	12.67	0.1414	4.519		61.53	3.618		7.797	1.530	104.3	9.70
11/24/2020	Tuesday	14.80	0.1493	3.523		44.05	3.915		26.32	2.578	95.37	5.53
11/25/2020	Wednesday	14.86	0.1818	3.796		51.43	4.604		8.834	1.196	89.12	4.89
12/1/2020	Tuesday	40.82	0.1199	2.708		30.88	12.60		5.101	2.230	65.94	<4
12/2/2020	Wednesday	22.37	0.1329	1.494		36.59	3.284		13.16	1.012	73.76	4.54
12/8/2020	Tuesday	24.45	0.1333	1.914	23	30.39	2.807	0.00582	9.236	0.6436	73.67	5.24
12/9/2020	Wednesday	23.50	0.1190	1.881		29.49	1.804		6.167	1.585	59.08	5.43
12/15/2020	Tuesday	19.70	0.1388	3.254		42.14	4.355		8.178	1.476	77.08	5.25
12/16/2020	Wednesday	19.35	0.1235	2.464		36.20	2.948		6.791	1.179	74.41	<4
12/22/2020	Tuesday	19.01	0.1800	2.690		55.53	3.111		6.937	2.603	81.73	7.47
12/23/2020	Wednesday	17.99	0.1522	4.134		50.58	4.431		10.41	1.407	83.44	4.39
12/29/2020	Tuesday	26.69	0.1098	1.022		25.30	1.816		6.650	0.9690	51.35	5.29
12/30/2020	Wednesday	25.83	0.1252	4.129		30.77	2.383		7.053	4.127	63.41	7.41

\*\*Mercury not analyzed in March or July 2020 - see Chapter V report text for details

**Bucklin Point Influent Metals Al - Sn 2020**  
all analyses in ppb

Date	Day of the Week	Influent Flow	Al (ppb)	Fe (ppb)	Se (ppb)	As (ppb)	Mo (ppb)	Sn (ppb)
1/1/2020	Wednesday	22.05	172.8		<1	0.7346	1.337	
1/7/2020	Tuesday	21.45	178.6	686.2	<1	0.6649	3.730	<5
1/8/2020	Wednesday	20.99	523.8		<1	0.6913	5.875	
1/14/2020	Tuesday	19.78	214.4		<1	0.7193	2.893	
1/15/2020	Wednesday	18.86	216.6		<1	0.7393	2.480	
1/21/2020	Tuesday	18.29	179.5		<1	0.6498	3.201	
1/22/2020	Wednesday	17.94	200.6		<1	0.6817	4.148	
1/28/2020	Tuesday	18.31	171.9		<1	0.6685	5.666	
1/29/2020	Wednesday	17.15	150.1		<1	0.6192	16.40	
2/4/2020	Tuesday	17.89	234.2	845.5	<1	0.7249	6.007	<5
2/5/2020	Wednesday	18.06	684		<1	0.6333	2.272	
2/11/2020	Tuesday	28.34	384.4		<1	0.6626	2.157	
2/12/2020	Wednesday	17.74	241.9		<1	0.6257	2.613	
2/18/2020	Tuesday	21.31	466.9		<1	0.7626	2.509	
2/19/2020	Wednesday	18.04	324.1		<1	0.9338	5.413	
2/25/2020	Tuesday	17.95	205.5		<1	0.7649	5.350	
2/26/2020	Wednesday	18.01	261.1		<1	0.7619	2.820	
3/3/2020	Tuesday	21.28	230.9	924.6	<1	0.7658	5.188	<5
3/4/2020	Wednesday	18.03	441.3		<1	0.8503	6.171	
3/10/2020	Tuesday	16.92	174.1		<1	0.7064	3.922	
3/11/2020	Wednesday	16.23	192.9		<1	0.6921	11.92	
3/17/2020	Tuesday	18.96	284.6		<1	0.7322	8.431	
3/18/2020	Wednesday	16.04	214.7		<1	0.6389	5.341	
3/24/2020	Tuesday	29.42	796.1		<1	0.7822	3.250	
3/25/2020	Wednesday	21.77	184.2		<1	0.6830	2.572	
3/31/2020	Tuesday	21.13	184		<1	0.7461	11.13	
4/1/2020	Wednesday	21.63	160.2		<1	0.6378	3.827	
4/7/2020	Tuesday	20.70	186.2	679.5	<1	0.7199	2.463	<5
4/8/2020	Wednesday	21.96	155.5		<1	0.6485	1.674	
4/14/2020	Tuesday	29.12	303.3		<1	0.9738	3.610	
4/15/2020	Wednesday	27.36	143.2		<1	0.6465	1.914	
4/21/2020	Tuesday	34.39	154.3		<1	0.7078	3.743	
4/22/2020	Wednesday	24.42	322		<1	0.7953	1.860	
4/28/2020	Tuesday	25.14	196.4		<1	0.7136	3.899	
4/29/2020	Wednesday	23.47	549.1		<1	0.7368	3.871	
5/5/2020	Tuesday	25.23	164.4	658.3	<1	0.6308	2.046	<5
5/6/2020	Wednesday	25.43	146.4		<1	0.6088	3.679	
5/12/2020	Tuesday	22.34	235.8		<1	0.7185	4.421	

**Bucklin Point Influent Metals Al - Sn 2020**  
**all analyses in ppb**

Date	Day of the Week	Influent Flow	Al (ppb)	Fe (ppb)	Se (ppb)	As (ppb)	Mo (ppb)	Sn (ppb)
5/13/2020	Wednesday	21.71	151		<1	0.6649	3.675	
5/19/2020	Tuesday	20.17	187.6		<1	0.7280	2.924	
5/20/2020	Wednesday	19.37	276.4		<1	0.7132	1.518	
5/26/2020	Tuesday	18.00	161.5		<1	0.7429	4.625	
5/27/2020	Wednesday	18.28	223.1		<1	0.7761	14.17	
6/2/2020	Tuesday	17.00	219.9	796	<1	0.7514	4.187	<5
6/3/2020	Wednesday	17.28	1105		<1	0.8404	8.116	
6/9/2020	Tuesday	16.14	217.5		<1	0.7854	5.902	
6/10/2020	Wednesday	16.04	465		<1	0.7813	2.998	
6/16/2020	Tuesday	17.14	828.8		<1	0.9714	8.879	
6/17/2020	Wednesday	17.23	287		<1	0.8900	7.895	
6/23/2020	Tuesday	13.85	308.3		<1	0.8731	3.421	
6/24/2020	Wednesday	18.34	295.9		<1	0.9330	13.62	
6/30/2020	Tuesday	16.07	364		<1	0.9031	3.299	
7/1/2020	Wednesday	30.19	361.2		<1	0.9565	5.150	
7/7/2020	Tuesday	14.12	268.1	947.3	<1	1	4.817	<5
7/8/2020	Wednesday	14.13	318.6		<1	0.9720	2.120	
7/14/2020	Tuesday	17.68	437.1		<1	1.019	4.787	
7/15/2020	Wednesday	13.63	554.2		<1	1.105	11.43	
7/21/2020	Tuesday	12.12	268.2		<1	0.9997	10.53	
7/22/2020	Wednesday	12.83	324.8		<1	0.9569	4.839	
7/28/2020	Tuesday	18.81	336		<1	1.062	7.017	
7/29/2020	Wednesday	12.47	598.9		<1	1.208	4.631	
8/4/2020	Tuesday	15.12	379.6	1727	<1	1.013	5.130	<5
8/5/2020	Wednesday	12.00	402.5		<1	1.049	7.448	
8/11/2020	Tuesday	12.71	237.1		<1	0.8285	2.676	
8/12/2020	Wednesday	11.89	410		<1	0.9302	4.166	
8/18/2020	Tuesday	14.47	1250		<1	0.8996	5.587	
8/19/2020	Wednesday	12.14	377.5		<1	0.9283	4.115	
8/25/2020	Tuesday	11.73	485.1		<1	1.025	5.282	
8/26/2020	Wednesday	11.23	285.8		<1	1.005	4.083	
9/1/2020	Tuesday	11.55	270.6		<1	0.8548	3.968	
9/2/2020	Wednesday	16.75	381.2		<1	1.022	7.766	
9/8/2020	Tuesday	11.22	244.9		<1	0.8242	2.597	
9/9/2020	Wednesday	11.53	326.6		<1	0.9484	22.73	
9/15/2020	Tuesday	11.14	287.3	863.1	<1	0.9054	10.39	<5
9/16/2020	Wednesday	11.74	391.2		<1	1.010	5.392	
9/22/2020	Tuesday	11.49	402		<1	0.9696	7.138	
9/23/2020	Wednesday	11.15	339.6		<1	0.8622	3.205	
9/29/2020	Tuesday	11.66	433.1		<1	0.8365	6.337	

**Bucklin Point Influent Metals Al - Sn 2020**  
**all analyses in ppb**

Date	Day of the Week	Influent Flow	Al (ppb)	Fe (ppb)	Se (ppb)	As (ppb)	Mo (ppb)	Sn (ppb)
9/30/2020	Wednesday	24.78	679.9		<1	1.091	4.490	
10/6/2020	Tuesday	11.39	286.1	1033	<1	0.8622	5.315	<25
10/7/2020	Wednesday	13.10	316.1		<1	0.7815	6.041	
10/13/2020	Tuesday	31.48	357		<1	0.6983	3.020	
10/14/2020	Wednesday	12.38	352.6		<1	0.8319	11.70	
10/20/2020	Tuesday	13.79	312.4		<1	0.8418	32.26	
10/21/2020	Wednesday	13.27	330.1		<1	0.7894	9.845	
10/27/2020	Tuesday	12.88	357.2		<1	0.8280	7.977	
10/28/2020	Wednesday	15.78	403.2		<1	0.8589	10.08	
11/3/2020	Tuesday	14.00	306.7	865.4	<1	0.7952	6.638	<5
11/4/2020	Wednesday	14.26	295.2		<1	0.8207	2.413	
11/10/2020	Tuesday	14.30	939		<1	0.7515	1.771	
11/11/2020	Wednesday	13.98	477		<1	0.8672	9.091	
11/17/2020	Tuesday	13.28	392.9		<1	0.8073	4.885	
11/18/2020	Wednesday	12.67	448.1		<1	0.7909	7.509	
11/24/2020	Tuesday	14.80	349.8		<1	0.9804	3.446	
11/25/2020	Wednesday	14.86	296		<1	0.8033	3.796	
12/1/2020	Tuesday	40.82	502.2		<1	1.080	2.869	
12/2/2020	Wednesday	22.37	224.1		<1	0.8783	12.08	
12/8/2020	Tuesday	24.45	219.3	716	<1	0.7542	2.407	<5
12/9/2020	Wednesday	23.50	177.3		<1	0.7132	2.416	
12/15/2020	Tuesday	19.70	468.2		<1	0.8289	3.178	
12/16/2020	Wednesday	19.35	198.4		<1	0.7258	3.082	
12/22/2020	Tuesday	19.01	209.5		<1	0.7974	9.716	
12/23/2020	Wednesday	17.99	978.8		<1	0.6888	2.066	
12/29/2020	Tuesday	26.69	129.3		<1	0.7253	6.028	
12/30/2020	Wednesday	25.83	696.5		<1	0.7026	2.237	

**Bucklin Point Monthly Average, Minimum, and Maximum Influent Data 2020**  
all analyses in ppb

Date		Flow (MGD)	Cd	TTL Cr	Hex Cr	Cu	Pb	Hg (ppt)	Ni	Ag	Zn	CN
January	Average	20.16	0.14	2.49	23.00	35.20	2.38	17.10	8.93	1.29	74.83	4.43
	Minimum	17.07	0.10	1.19	23.00	27.06	1.68	17.10	5.16	0.77	61.50	4.00
	Maximum	29.54	0.28	5.92	23.00	45.66	3.52	17.10	13.50	2.54	101.40	6.13
February	Average	20.50	0.16	3.98	23.00	50.04	4.02	22.30	17.95	1.60	89.48	4.32
	Minimum	17.37	0.12	2.41	23.00	32.02	2.64	22.30	5.91	0.95	66.49	4.00
	Maximum	37.66	0.31	7.31	23.00	69.13	7.10	22.30	45.95	2.33	107.20	5.44
March	Average	20.66	0.14	3.70	31.00	40.33	4.44	**	14.23	1.42	85.28	4.79
	Minimum	16.04	0.11	1.58	31.00	26.69	2.22	**	5.66	0.86	68.93	4.00
	Maximum	37.19	0.18	9.15	31.00	52.43	8.73	**	29.46	2.13	107.70	6.84
April	Average	27.69	0.12	2.24	26.00	30.78	3.77	7.44	8.82	0.86	65.88	4.01
	Minimum	20.70	0.11	1.19	26.00	20.38	1.85	7.44	3.46	0.31	53.39	4.00
	Maximum	58.21	0.15	3.80	26.00	43.35	9.35	7.44	15.16	1.62	77.10	4.12
May	Average	23.58	0.14	1.64	18.00	38.46	3.04	7.30	16.38	0.62	76.50	5.06
	Minimum	17.01	0.11	0.74	18.00	23.45	1.88	7.30	3.84	0.29	53.60	4.00
	Maximum	56.29	0.17	2.83	18.00	86.80	7.37	7.30	51.66	0.95	101.50	11.10
June	Average	17.42	0.45	2.92	35.00	52.79	3.48	43.60	11.04	0.99	113.24	4.00
	Minimum	13.34	0.13	1.54	35.00	45.05	1.91	43.60	6.68	0.56	100.40	4.00
	Maximum	31.60	2.49	4.56	35.00	61.18	6.03	43.60	18.03	1.52	140.30	4.02
July	Average	14.28	0.18	2.71	39.00	62.23	7.27	**	10.10	1.67	132.24	5.41
	Minimum	11.91	0.14	1.80	39.00	48.49	3.76	**	6.51	0.85	110.20	4.00
	Maximum	30.19	0.21	4.63	39.00	75.00	14.97	**	24.09	3.37	159.60	11.60
August	Average	12.72	0.18	5.15	55.00	61.55	5.75	42.80	14.17	2.17	128.02	4.51
	Minimum	11.21	0.13	1.32	55.00	44.22	3.45	42.80	3.00	0.49	96.08	4.00
	Maximum	18.09	0.24	12.11	55.00	74.44	9.22	42.80	38.45	4.83	153.80	8.04
September	Average	12.01	0.17	4.89	85.00	63.49	5.83	35.00	13.37	2.41	134.71	4.00
	Minimum	10.73	0.12	1.58	85.00	48.60	3.67	35.00	3.27	0.39	108.90	4.00
	Maximum	24.78	0.21	9.27	85.00	82.46	11.53	35.00	33.02	8.31	190.40	4.00
October	Average	15.75	0.17	10.20	69.00	58.40	5.01	22.70	13.58	2.47	117.88	5.75
	Minimum	10.72	0.13	2.64	69.00	41.02	3.56	22.70	5.26	1.39	101.80	4.00
	Maximum	48.41	0.24	32.06	69.00	80.78	7.14	22.70	20.31	4.68	138.50	17.60
November	Average	17.55	0.16	5.81	47.00	52.76	3.97	29.30	10.69	1.57	103.31	5.43
	Minimum	12.67	0.13	2.49	47.00	44.05	3.07	29.30	7.03	0.99	89.12	4.00
	Maximum	54.44	0.19	16.52	47.00	61.53	4.60	29.30	26.32	2.58	124.90	9.70
December	Average	28.25	0.13	2.57	23.00	36.79	3.95	5.82	7.97	1.72	70.39	5.30
	Minimum	17.99	0.11	1.02	23.00	25.30	1.80	5.82	5.10	0.64	51.35	4.00
	Maximum	87.63	0.18	4.13	23.00	55.53	12.60	5.82	13.16	4.13	83.44	7.47

\*\*Mercury not analyzed in March or July 2020 - see Chapter V report text for details

## Bucklin Point Influent Loading Summary 2020

### Bucklin Point monthly mean influent loading summary (lbs/month)

Monthly total loads calculated as: Monthly Total Influent Flow (MG) \* Average Daily Concentration (ppb) \* Conversion Factor (0.00834).

Total Monthly												
Month	Inf Flow (MG)	Cd	Total Cr	Hex Cr	Cu	Pb	Hg	Ni	Ag	Zn	Total Cyanide	Total Metals*
January	624.81	0.74	12.99	119.85	183.43	12.38	0.089	46.51	6.70	389.93	23.06	652.78
February	594.47	0.81	19.73	114.03	248.07	19.92	0.111	88.98	7.93	443.62	21.40	829.18
March	640.48	0.72	19.76	165.59	215.43	23.70	0.100**	75.99	7.59	455.55	25.57	798.85**
April	830.60	0.86	15.49	180.11	213.23	26.15	0.052	61.11	5.99	456.34	27.80	779.22
May	730.86	0.83	9.99	109.72	234.44	18.51	0.044	99.83	3.75	466.28	30.86	833.67
June	522.62	1.97	12.73	152.55	230.10	15.17	0.190	48.11	4.34	493.59	17.44	806.20
July	442.76	0.66	10.00	144.01	229.79	26.84	0.100**	37.30	6.16	488.33	19.99	799.17**
August	394.45	0.58	16.93	180.93	202.47	18.92	0.141	46.60	7.13	421.16	14.82	713.92
September	360.19	0.50	14.68	255.34	190.72	17.51	0.105	40.17	7.23	404.67	12.02	675.58
October	488.12	0.68	41.54	280.89	237.74	20.40	0.092	55.30	10.05	479.86	23.41	845.65
November	526.61	0.70	25.50	206.42	231.70	17.42	0.129	46.96	6.87	453.74	23.84	783.03
December	875.77	0.97	18.76	167.99	268.69	28.88	0.043	58.20	12.59	514.10	38.73	902.24
<b>Total (lbs/year)</b>		<b>10.04</b>	<b>218.09</b>	<b>2,077.44</b>	<b>2,685.79</b>	<b>245.81</b>	<b>1.195**</b>	<b>705.06</b>	<b>86.33</b>	<b>5,467.17</b>	<b>278.93</b>	

\*Total Metals = Sum of Monthly Metals Loads (Cd, Cr, Cu, Pb, Hg, Ni, Ag, Zn)

\*\*Mercury not analyzed in March or July 2020 - loadings shown are estimates - see Chapter V report text for details

### Bucklin Point monthly mean influent loading summary (lbs/day)

Average of daily loads – Each Daily load is calculated as: Daily Influent Flow (MG) \* Daily Concentration (ppb) \* Conversion Factor (0.00834); the average of those loads is reported here.

Month	Mean Inf Flow (MGD)	Cd	Total Cr	Hex Cr	Cu	Pb	Hg	Ni	Ag	Zn	Total Cyanide	Total Metals*
January	20.16	0.02	0.39	4.11	5.70	0.39	0.003	1.44	0.21	12.07	0.72	20.23
February	20.50	0.03	0.65	5.44	8.36	0.68	0.003	3.08	0.26	14.71	0.70	27.77
March	20.66	0.02	0.60	5.50	6.76	0.78	**	2.27	0.24	14.24	0.78	24.91**
April	27.69	0.03	0.46	4.49	6.44	0.82	0.001	1.84	0.18	13.84	0.85	23.60
May	23.58	0.02	0.28	3.79	6.61	0.53	0.002	2.79	0.11	13.43	0.89	23.77
June	17.42	0.06	0.40	4.96	7.27	0.48	0.006	1.53	0.14	15.62	0.55	25.51
July	14.28	0.02	0.35	4.59	8.39	0.97	**	1.40	0.21	17.80	0.69	29.15**
August	12.72	0.02	0.56	6.94	6.53	0.61	0.005	1.48	0.22	13.57	0.48	23.00
September	12.01	0.02	0.57	7.90	7.30	0.71	0.003	1.44	0.33	15.62	0.44	25.98
October	15.75	0.02	1.18	6.55	7.37	0.69	0.002	1.60	0.30	15.23	0.72	26.38
November	17.55	0.02	0.68	5.49	6.15	0.46	0.003	1.27	0.18	12.04	0.63	20.80
December	28.25	0.03	0.51	4.69	7.07	0.91	0.001	1.54	0.36	13.81	1.05	24.21

\*Total Metals = Sum of Monthly Average Metals Loads (Cd, Cr, Cu, Pb, Hg, Ni, Ag, Zn)

\*\*Mercury not analyzed in March or July 2020 - see Chapter V report text for details



#

## Bucklin Point Influent Loading Summary 2020

### Bucklin Point monthly mean influent concentration (ppb)

Month	Mean Inf Flow (MGD)	Cd	Total Cr	Hex Cr	Cu	Pb	Hg	Ni	Ag	Zn	Total Cyanide	Total Metals*
<b>January</b>	20.16	0.14	2.49	23.00	35.20	2.38	0.0171	8.93	1.29	74.83	4.43	<b>125.27</b>
<b>February</b>	20.50	0.16	3.98	23.00	50.04	4.02	0.0223	17.95	1.60	89.48	4.32	<b>167.24</b>
<b>March</b>	20.66	0.14	3.70	31.00	40.33	4.44	**	14.23	1.42	85.28	4.79	<b>149.53**</b>
<b>April</b>	27.69	0.12	2.24	26.00	30.78	3.77	0.0074	8.82	0.86	65.88	4.01	<b>112.49</b>
<b>May</b>	23.58	0.14	1.64	18.00	38.46	3.04	0.0073	16.38	0.62	76.50	5.06	<b>136.77</b>
<b>June</b>	17.42	0.45	2.92	35.00	52.79	3.48	0.0436	11.04	0.99	113.24	4.00	<b>184.97</b>
<b>July</b>	14.28	0.18	2.71	39.00	62.23	7.27	**	10.10	1.67	132.24	5.41	<b>216.40**</b>
<b>August</b>	12.72	0.18	5.15	55.00	61.55	5.75	0.0428	14.17	2.17	128.02	4.51	<b>217.02</b>
<b>September</b>	12.01	0.17	4.89	85.00	63.49	5.83	0.0350	13.37	2.41	134.71	4.00	<b>224.90</b>
<b>October</b>	15.75	0.17	10.20	69.00	58.40	5.01	0.0227	13.58	2.47	117.88	5.75	<b>207.73</b>
<b>November</b>	17.55	0.16	5.81	47.00	52.76	3.97	0.0293	10.69	1.57	103.31	5.43	<b>178.29</b>
<b>December</b>	28.25	0.13	2.57	23.00	36.79	3.95	0.0058	7.97	1.72	70.39	5.30	<b>123.53</b>

\*Total Metals = Sum of Monthly Average Metals Concentrations (Cd, Cr, Cu, Pb, Hg, Ni, Ag, Zn)

\*\*Mercury not analyzed in March or July 2020 - see Chapter V report text for details

### Bucklin Point Influent Loading Data

#### Influent loading (lbs/year)

Year	Cadmium	Chromium	Copper	Lead	Mercury	Nickel	Silver	Zinc
1994	102	1,915	16,107	3,278	34.0	4,305	902	16,738
1995	97	1,670	11,525	2,223	25.0	3,679	519	12,339
1996	81	2,189	10,244	1,884	8.0	3,386	704	11,642
1997	66	1,876	7,844	1,781	6.0	3,530	763	9,709
1998	82	1,987	8,278	1,246	9.0	3,823	777	11,064
1999	112	1,334	9,814	1,585	5.8	3,991	985	12,655
2000	80	1,696	9,418	1,952	7.0	5,511	1,030	14,641
2001	115	1,583	7,349	1,079	12.0	4,207	623	10,887
2002	38	918	6,141	870	6.1	2,845	603	9,715
2003	39	3,762	5,638	873	6.5	3,396	371	10,337
2004	43	1,045	5,269	661	5.4	3,692	326	10,117
2005	26	1,099	4,734	707	5.6	2,685	223	8,768
2006	24	3,082	4,976	767	4.5	2,686	250	8,771
2007	57	4,743	5,469	581	5.2	2,565	208	8,616
2008	155	7,338	5,021	713	3.6	2,923	270	8,248
2009	165	866	3,992	714	4.1	1,346	266	7,532
2010	169	985	3,714	711	5.3	948	272	7,041
2011	169	819	3,409	742	3.9	888	270	6,396
2012	136	602	3,096	552	2.6	760	218	5,357
2013	158	636	3,768	636	3.0	1,000	253	6,367
2014	162	654	4,614	657	3.3	993	259	7,176
2015	135	645	4,097	561	2.6	987	217	6,757
2016	124	607	3,252	509	2.4	955	206	5,784
2017	133	768	3,029	568	2.4	1,280	220	5,575
2018	12	393	2,646	298	1.3	718	76	5,599
2019	11	392	2,977	303	2.3	931	99	5,977
2020	10	218	2,686	246	1.2*	705	86	5,467

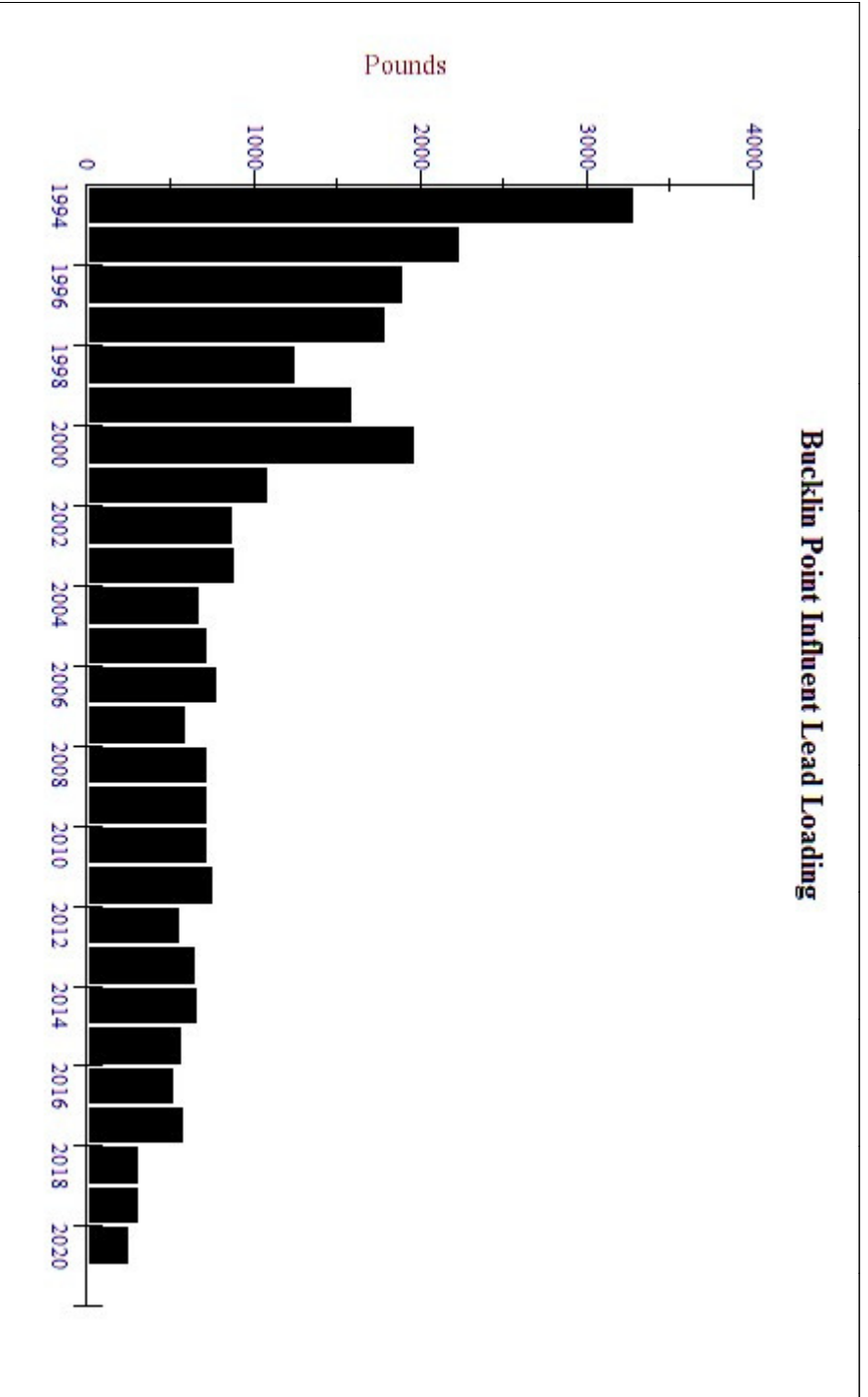
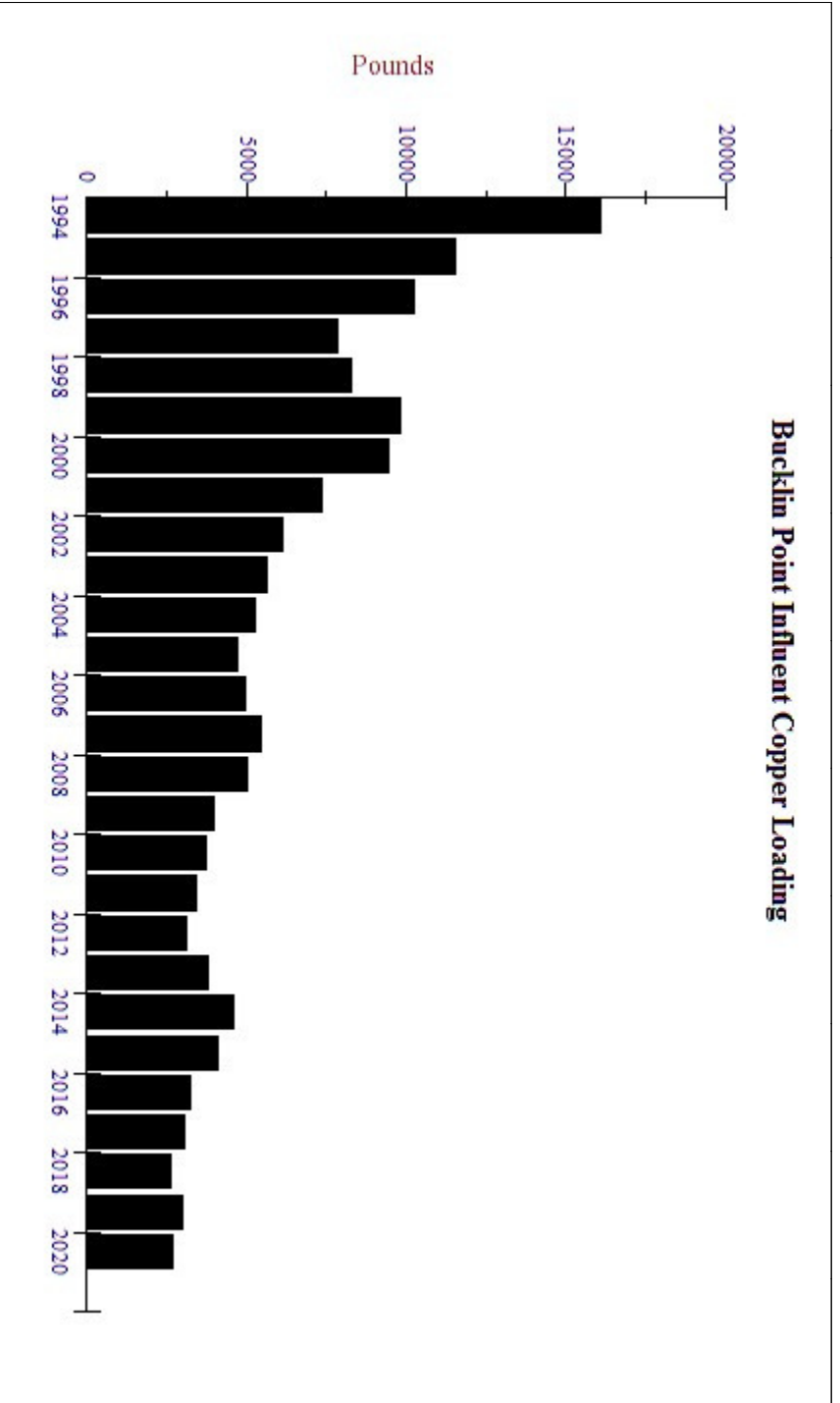
\*Mercury not analyzed in March or July 2020. Annual loading includes estimates for months with no sample data. See Chapter V report text for details.

**Bucklin Point Influent Cadmium Loading**

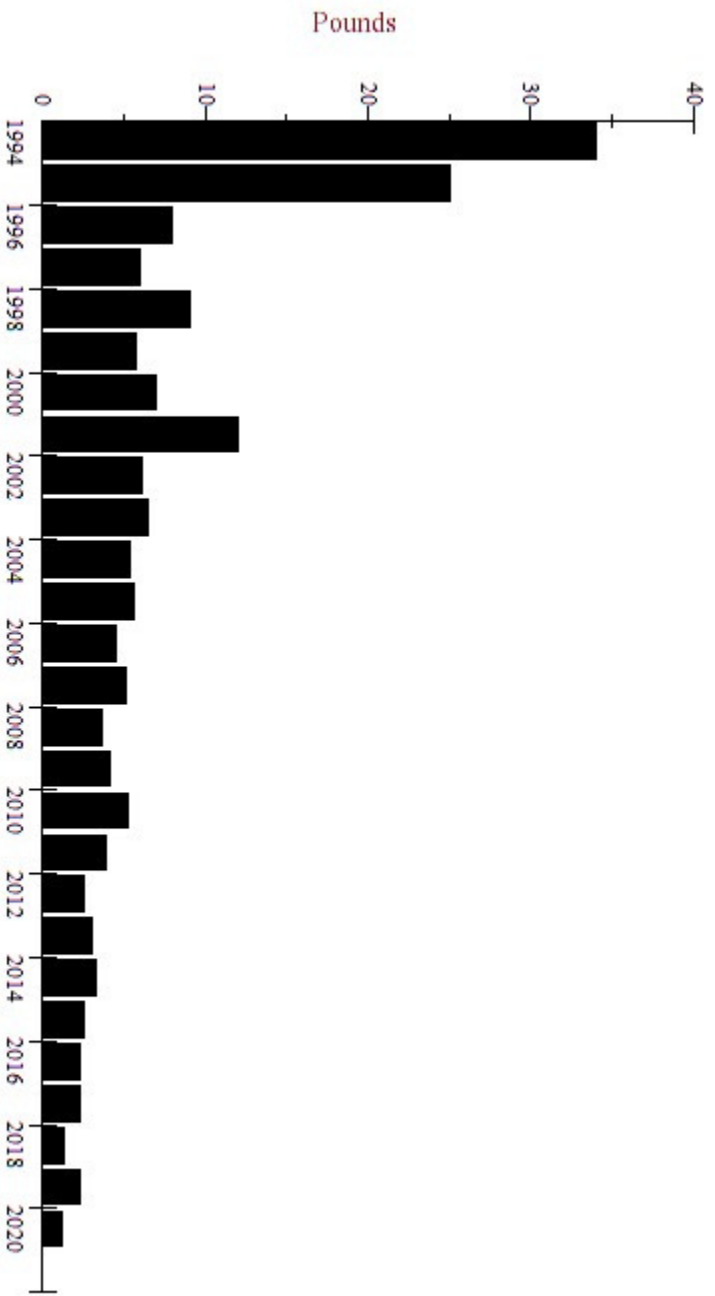


**Bucklin Point Influent Chromium Loading**





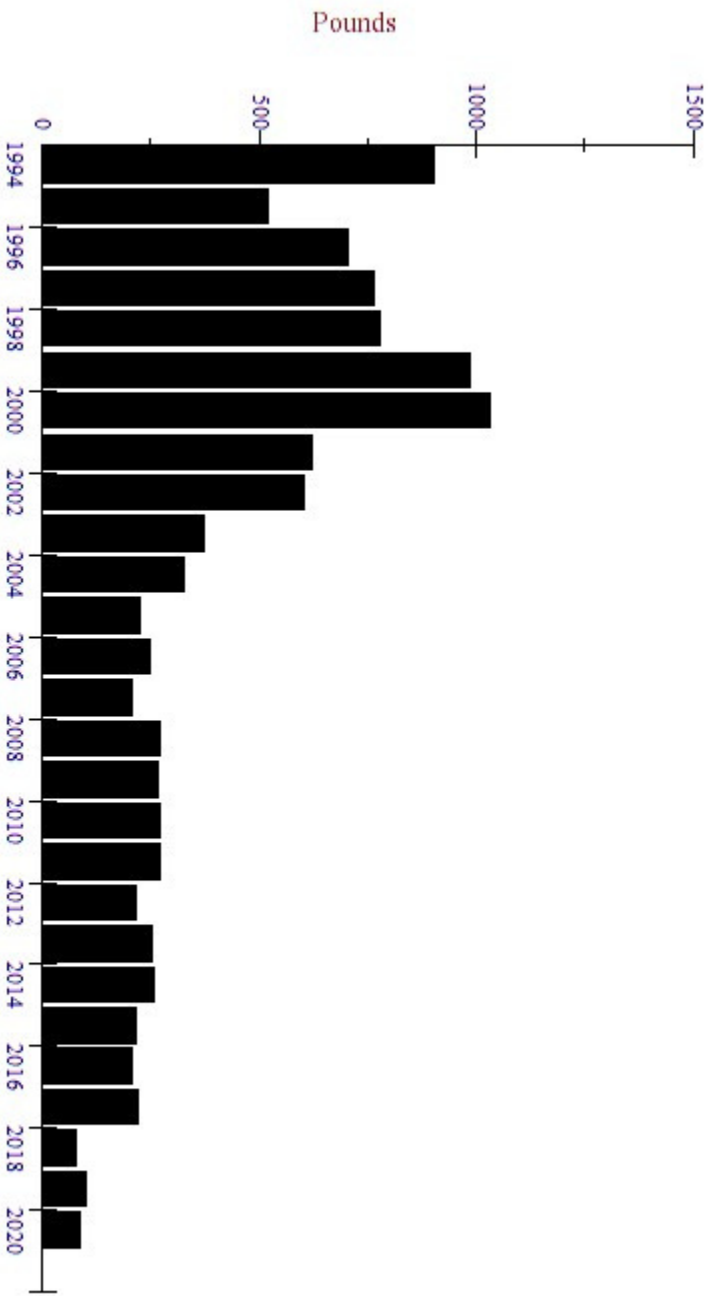
**Bucklin Point Influent Mercury Loading**



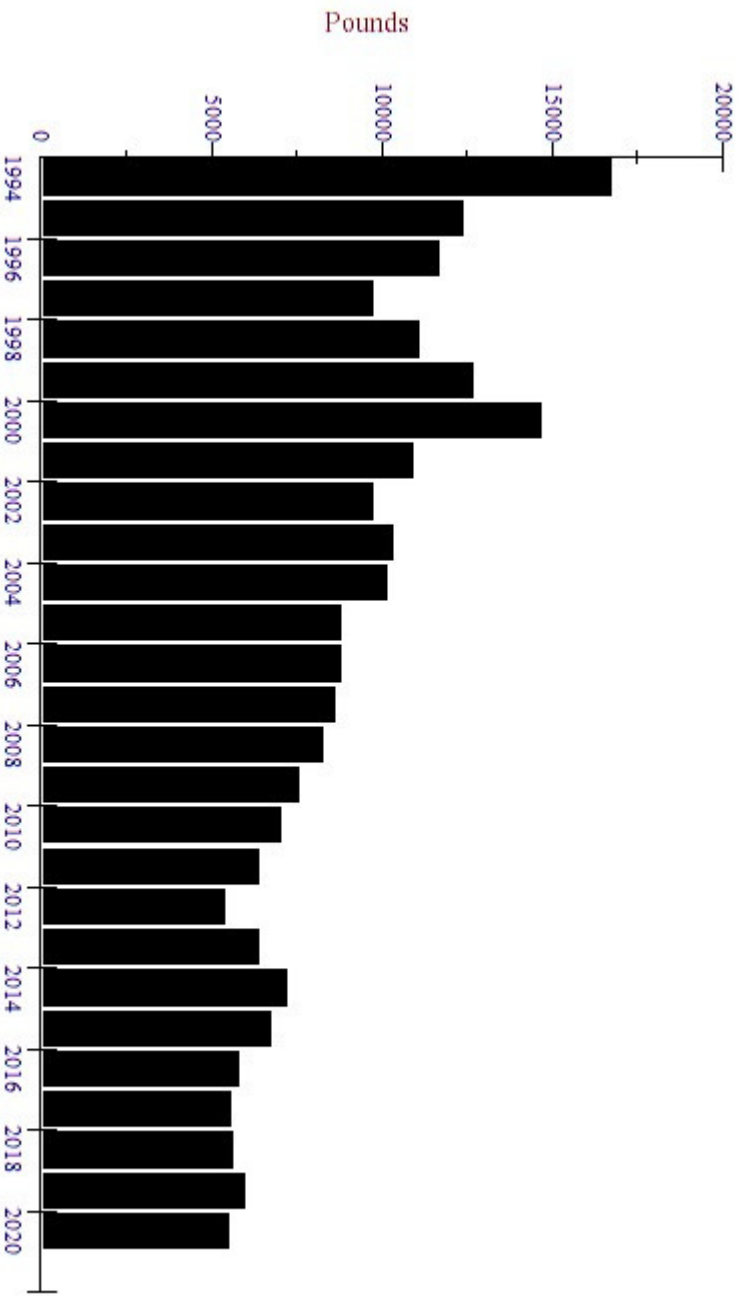
**Bucklin Point Influent Nickel Loading**



**Bucklin Point Influent Silver Loading**



**Bucklin Point Influent Zinc Loading**



***EFFLUENT LOADING DATA***

***BUCKLIN POINT***

**Bucklin Point Effluent Metals Cd - CN 2020**  
all analyses in ppb

Date	Day of the Week	Effluent Flow	Cd (ppb)	TTL Cr (ppb)	Hex Cr (ppb)	Cu (ppb)	Pb (ppb)	Hg (ppb)	Ni (ppb)	Ag (ppb)	Zn (ppb)	CN (ppb)
1/1/2020	Wednesday	22.05	0.03147	0.4342		6.204	0.5313		4.578	0.1386	38.58	<4
1/7/2020	Tuesday	21.45	0.04315	0.5451	<10	7.23	0.5182	0.00339	6.753	0.1373	45.55	<4
1/8/2020	Wednesday	20.99	0.03827	0.5511		6.038	0.461		8.596	0.1224	39.31	<4
1/14/2020	Tuesday	19.78	0.03883	0.441		7.641	0.4477		7.029	0.1099	41.7	4.12
1/15/2020	Wednesday	18.86	0.03836	0.4031		7.286	0.4171		5.841	0.09197	40.4	<4
1/21/2020	Tuesday	18.29	0.05157	1.217		11.53	0.6599		7.261	0.245	51.23	4.11
1/22/2020	Wednesday	17.94	0.03545	1.249		7.33	0.4841		8.191	0.1142	45.97	4.83
1/28/2020	Tuesday	18.31	0.0363	0.5171		5.66	0.4906		7.539	0.09823	43.09	<4
1/29/2020	Wednesday	17.15	0.04028	0.727		5.904	0.4962		8.969	0.1034	41.05	4.48
2/4/2020	Tuesday	17.89	0.0455	0.5437		6.112	0.4864	0.00272	8.043	0.1043	40.46	<4
2/5/2020	Wednesday	18.06	0.03575	0.5839		6.031	0.495		10.13	0.1135	39.93	<4
2/11/2020	Tuesday	28.34	0.02966	0.6528	<10	6.058	0.4652		9.681	0.0727	38.45	<4
2/12/2020	Wednesday	17.74	0.03725	0.905		7.442	0.4741		9.957	0.07753	44.15	<4
2/18/2020	Tuesday	21.31	0.06784	1.368		6.988	0.4827		11.19	0.07859	41.04	<4
2/19/2020	Wednesday	18.04	0.03738	1.262		5.961	0.3993		11.88	0.05738	38.11	<4
2/25/2020	Tuesday	17.95	0.0404	0.7225		4.916	0.4127		7.101	0.05363	36.45	<4
2/26/2020	Wednesday	18.01	0.04016	0.882		5.91	0.4415		9.573	0.07001	38.9	<4
3/3/2020	Tuesday	21.28	0.03711	0.7369	<10	3.693	0.4634	**	9.441	0.05735	40.51	<4
3/4/2020	Wednesday	18.03	0.02601	0.817		4.246	0.4463		10.65	0.06163	39.59	<4
3/10/2020	Tuesday	16.92	0.03939	0.9347		4.357	0.4345		11.09	0.04857	44.02	<4
3/11/2020	Wednesday	16.23	0.03869	0.9004		4.993	0.4926		12.13	0.05332	43.28	<4
3/17/2020	Tuesday	18.96	0.03777	0.513		4.439	0.5662		9.596	0.04383	42.51	<4
3/18/2020	Wednesday	16.04	0.03481	0.6049		4.783	0.5199		12.02	0.04436	41.95	<4
3/24/2020	Tuesday	25.04	0.02174	0.5455		4.276	0.337		7.286	0.05387	32.55	<4
3/25/2020	Wednesday	21.77	0.02501	0.4868		4.323	0.35		11.46	0.05706	34.72	<4
3/31/2020	Tuesday	21.13	0.02275	0.4224		3.09	0.4296		4.656	0.04645	38.65	<4
4/1/2020	Wednesday	21.63	0.02289	0.4915		3.299	0.3959		5.235	0.04871	37.16	<4
4/7/2020	Tuesday	20.7	0.02707	0.3825	<10	3.165	0.4015	0.00176	4.03	0.03724	35.39	<4
4/8/2020	Wednesday	21.96	0.02597	0.6088		3.552	0.353		7.225	0.04085	33.99	<4
4/14/2020	Tuesday	29.12	0.02796	0.6041		5.466	0.7361		4.741	0.1311	35.23	4.16
4/15/2020	Wednesday	27.36	0.03109	0.4125		3.359	0.5161		6.631	0.09319	31.98	5.64
4/21/2020	Tuesday	30.6	0.02205	0.5469		3.516	0.4318		7.066	0.06055	29.66	<4
4/22/2020	Wednesday	24.42	0.02387	0.5054		4.328	0.4688		7.971	0.07844	31.24	<4
4/28/2020	Tuesday	25.14	0.02349	0.5409		3.991	0.4499		16.97	0.05856	33.9	<4
4/29/2020	Wednesday	23.47	0.02464	0.7057		4.383	0.452		15.64	0.05566	37.97	<4
5/5/2020	Tuesday	25.23	0.02453	0.3848	<10	4.051	0.4369	0.00187	7.575	0.04842	32.92	<4
5/6/2020	Wednesday	25.43	0.02443	0.4097		4.418	0.4118		10.8	0.04566	31.57	<4
5/12/2020	Tuesday	22.34	0.03232	0.4522		4.959	0.396		10.72	0.05117	34.25	<4
5/13/2020	Wednesday	21.71	0.03973	0.4795		6.365	0.4847		10.75	0.05675	43.68	<4
5/19/2020	Tuesday	20.17	0.05159	0.456		7.045	0.5654		8.127	0.07756	44.44	<4
5/20/2020	Wednesday	19.37	0.03941	0.5067		6.956	0.5626		12.32	0.07518	40.96	<4
5/26/2020	Tuesday	18	0.0457	0.4424		7.828	0.5399		10.2	0.07754	38.79	<4
5/27/2020	Wednesday	18.28	0.03991	0.576		8.211	0.5571		23.08	0.07787	42.27	<4
6/2/2020	Tuesday	17	0.03003	0.524	<10	5.463	0.4531	0.00187	17.6	0.04954	44.22	<4



**Bucklin Point Effluent Metals Cd - CN 2020**  
all analyses in ppb

Date	Day of the Week	Effluent Flow	Cd (ppb)	TTL Cr (ppb)	Hex Cr (ppb)	Cu (ppb)	Pb (ppb)	Hg (ppb)	Ni (ppb)	Ag (ppb)	Zn (ppb)	CN (ppb)
6/3/2020	Wednesday	17.28	0.054	0.5404		4.575	0.4768		14.69	0.04241	45.41	<4
6/9/2020	Tuesday	16.14	0.03212	0.4591		4.3	0.4746		10.7	0.0366	41.55	<4
6/10/2020	Wednesday	16.04	0.03361	0.5202		4.719	0.4805		12.89	0.03466	43.57	5.05
6/16/2020	Tuesday	17.14	0.03534	0.5066		4.81	0.4313		9.253	0.04926	40.3	<4
6/17/2020	Wednesday	17.23	0.03052	0.5441		4.183	0.3914		9.679	0.02922	37.54	<4
6/23/2020	Tuesday	13.85	0.02171	0.6353		4.315	0.3455		4.996	0.0263	39.96	<4
6/24/2020	Wednesday	18.34	0.02435	0.7682		4.809	0.4133		7.171	0.05346	37.83	<4
6/30/2020	Tuesday	16.07	0.02913	0.4612		4.493	0.4194		5.673	0.04159	42.67	<4
7/1/2020	Wednesday	25.96	0.02835	0.5289		4.567	0.4945		5.627	0.04768	38.34	<4
7/7/2020	Tuesday	14.12	0.03282	0.4999	<10	4.698	0.4868	**	5.748	0.03497	40.41	4.03
7/8/2020	Wednesday	14.13	0.03236	0.4593		4.872	0.4589		4.766	0.02805	41.45	4.9
7/14/2020	Tuesday	17.68	0.02535	0.4284		5.225	0.4604		8.698	0.03852	33.55	<4
7/15/2020	Wednesday	13.63	0.02234	0.4591		5.184	0.425		6.786	0.02955	35.23	<4
7/21/2020	Tuesday	12.12	0.03452	0.6393		6.766	0.4164		6.246	0.03806	41.37	<4
7/22/2020	Wednesday	12.83	0.0296	0.4991		6.543	0.4647		6.735	0.05355	43.76	<4
7/28/2020	Tuesday	18.81	0.0288	0.6284		6.091	0.5205		3.634	0.082	39.85	<4
7/29/2020	Wednesday	12.47	0.0213	0.7657		5.756	0.4207		4.871	0.07024	37.08	<4
8/4/2020	Tuesday	15.12	0.02374	0.653	<10	6.374	0.5866	0.00248	5.889	0.06541	40.15	<4
8/5/2020	Wednesday	12	0.02106	0.6132		6.732	0.475		6.24	0.04558	37.29	<4
8/11/2020	Tuesday	12.71	0.03636	0.4827		6.36	0.5273		3.579	0.04144	44.17	<4
8/12/2020	Wednesday	11.89	0.02814	0.643		6.233	0.5405		7.017	0.04227	43.99	<4
8/18/2020	Tuesday	14.47	0.02494	1.169		5.496	0.4034		4.253	0.04905	35.42	<4
8/19/2020	Wednesday	12.14	0.02562	0.9782		5.45	0.4355		5.446	0.05808	39.35	<4
8/25/2020	Tuesday	11.73	<0.020	0.6462		4.797	0.4315		14.8	0.0619	33.99	<4
8/26/2020	Wednesday	11.23	<0.020	0.6206		4.839	0.4403		13.75	0.06327	36.99	<4
9/1/2020	Tuesday	11.55	<0.020	1.403		4.924	0.4874		5.191	0.05762	44.45	<4
9/2/2020	Wednesday	16.75	0.02503	1.249		5.081	0.4569		5.434	0.06154	38.29	<4
9/8/2020	Tuesday	11.22	0.03112	0.5462		6.831	0.4726		6.121	0.05987	47.19	<4
9/9/2020	Wednesday	11.53	0.02843	0.7614		6.06	0.4613		6.384	0.04933	44.5	<4
9/15/2020	Tuesday	11.14	0.02569	0.7472	<10	6.452	0.5308	0.00234	8.263	0.07007	46.84	<4
9/16/2020	Wednesday	11.74	0.02388	0.7742		6.095	0.5274		14.37	0.06803	42.55	<4
9/22/2020	Tuesday	11.49	<0.020	0.5979		6.246	0.4722		17.43	0.06008	34.16	<4
9/23/2020	Wednesday	11.15	<0.020	0.6069		6.046	0.4621		12.32	0.06532	34.33	<4
9/24/2020	Thursday	11.25										<4
9/29/2020	Tuesday	11.66	0.02323	0.7053		6.61	0.5917		7.534	0.1065	44	<4
9/30/2020	Wednesday	22.14	<0.020	0.8429		6.667	0.4811		5.395	0.1794	33.1	<4
10/6/2020	Tuesday	11.39	0.03117	0.6284	<10	6.474	0.5949	0.00161	7.211	0.1235	45.15	<4
10/7/2020	Wednesday	13.1	0.02477	0.7729		7.466	0.6207		12.47	0.2121	43.24	<4
10/13/2020	Tuesday	30.05	0.02304	1.932		6.333	0.5183		6.539	0.1445	35.44	<8
10/14/2020	Wednesday	12.38	<0.020	5.23		5.202	0.4116		9.57	0.07382	32.81	<4
10/20/2020	Tuesday	13.79	0.04021	1.216		6.471	0.5754		10.99	0.07468	47.11	<4
10/21/2020	Wednesday	13.27	0.0415	1.139		6.101	0.543		8.657	0.07258	45.62	<4
10/27/2020	Tuesday	12.88	0.04175	2.86		6.871	0.6307		6.869	0.07955	44.42	<4
10/28/2020	Wednesday	15.78	0.03566	1.992		6.684	0.6332		8.878	0.09079	46.36	<4
11/3/2020	Tuesday	14	0.03164	2.671	<10	7.49	0.5488	0.00248	7.299	0.1208	44.5	<4
11/4/2020	Wednesday	14.26	0.04145	2.467		7.295	0.6011		8.219	0.1017	48.38	<4

**Bucklin Point Effluent Metals Cd - CN 2020**  
**all analyses in ppb**

Date	Day of the Week	Effluent Flow	Cd (ppb)	TTL Cr (ppb)	Hex Cr (ppb)	Cu (ppb)	Pb (ppb)	Hg (ppb)	Ni (ppb)	Ag (ppb)	Zn (ppb)	CN (ppb)
11/10/2020	Tuesday	14.3	0.0402	1.056		7.46	0.5431		4.972	0.07994	44.41	<4
11/11/2020	Wednesday	13.98	0.03733	1.022		6.649	0.5252		5.348	0.07029	43.31	<4
11/17/2020	Tuesday	13.28	0.03282	0.7603		6.367	0.6477		5.38	0.09712	41.63	<4
11/18/2020	Wednesday	12.67	0.03026	0.9721		7.329	0.5781		6.907	0.08668	45.17	<4
11/24/2020	Tuesday	14.8	<0.020	0.8018		5.392	0.4431		12.47	0.1194	38.51	<4
11/25/2020	Wednesday	14.86	0.0225	0.8787		4.843	0.4625		9.695	0.07973	41.34	<4
12/1/2020	Tuesday	30.59	<0.020	0.4898		3.807	0.4233		4.716	0.1034	25.79	<4
12/2/2020	Wednesday	22.37	0.02147	0.5763		4.155	0.4638		8.753	0.07105	32.17	<4
12/8/2020	Tuesday	24.45	0.02846	0.5379	<10	5.801	0.5099	0.00133	6.65	0.1	37.51	<4
12/9/2020	Wednesday	23.5	0.02976	0.5368		6.051	0.4672		6.722	0.1098	36.46	<4
12/15/2020	Tuesday	19.7	0.04805	0.6737		8.914	0.5066		5.779	0.1098	40.88	<4
12/16/2020	Wednesday	19.35	0.04644	0.6935		8.795	0.5344		5.762	0.1289	40.11	8.43
12/22/2020	Tuesday	19.01	0.05207	0.6015		7.199	0.4896		4.809	0.1446	45.35	5.44
12/23/2020	Wednesday	17.99	0.054	0.671		7.497	0.5934		7.789	0.1441	44.49	6.78
12/29/2020	Tuesday	26.69	0.03781	0.4495		5.936	0.493		5.659	0.1404	36.72	<4
12/30/2020	Wednesday	25.83	0.03828	0.4902		6.128	0.5273		5.932	0.1537	40	<4

\*\*Mercury not analyzed in March or July 2020 - see Chapter V report text for details

**Bucklin Point Effluent Metals Al - Sn 2020**  
all analyses in ppb

Date	Day of the Week	Effluent Flow	Al (ppb)	Fe (ppb)	Se (ppb)	As (ppb)	Mo (ppb)	Sn (ppb)
1/1/2020	Wednesday	22.05	28.04		<1	0.5685	1.519	
1/7/2020	Tuesday	21.45	249.3	107.9	<1	0.6080	3.374	<5
1/8/2020	Wednesday	20.99	26.49		<1	0.5826	4.078	
1/14/2020	Tuesday	19.78	22.65		<1	0.5845	1.483	
1/15/2020	Wednesday	18.86	19.78		<1	0.5981	2.134	
1/21/2020	Tuesday	18.29	47.21		<1	0.6992	2.245	
1/22/2020	Wednesday	17.94	26.46		<1	0.5751	3.194	
1/28/2020	Tuesday	18.31	21.58		<1	0.5109	5.545	
1/29/2020	Wednesday	17.15	22.09		<1	<0.500	10.26	
2/4/2020	Tuesday	17.89	20.90	96.15	<1	<0.500	3.591	<5
2/5/2020	Wednesday	18.06	25.41		<1	<0.500	2.390	
2/11/2020	Tuesday	28.34	26.91		<1	<0.500	1.776	
2/12/2020	Wednesday	17.74	28.36		<1	<0.500	2.375	
2/18/2020	Tuesday	21.31	24.90		<1	<0.500	2.280	
2/19/2020	Wednesday	18.04	22.45		<1	<0.500	3.076	
2/25/2020	Tuesday	17.95	17		<1	<0.500	3.823	
2/26/2020	Wednesday	18.01	21.50		<1	<0.500	3.279	
3/3/2020	Tuesday	21.28	16.16	76.97	<1	<0.500	3.279	<5
3/4/2020	Wednesday	18.03	16.75		<1	<0.500	4.025	
3/10/2020	Tuesday	16.92	14.03		<1	0.5109	4.241	
3/11/2020	Wednesday	16.23	14.84		<1	0.5285	7.864	
3/17/2020	Tuesday	18.96	13.29		<1	<0.500	5.227	
3/18/2020	Wednesday	16.04	13.89		<1	0.5159	5.744	
3/24/2020	Tuesday	25.04	18.96		<1	0.5075	2.249	
3/25/2020	Wednesday	21.77	18.95		<1	0.5497	2.400	
3/31/2020	Tuesday	21.13	15.48		<1	0.5684	7.196	
4/1/2020	Wednesday	21.63	15.03		<1	0.5434	4.067	
4/7/2020	Tuesday	20.70	13.30	62.80	<1	0.5250	1.649	<5
4/8/2020	Wednesday	21.96	12.89		<1	0.5166	1.507	
4/14/2020	Tuesday	29.12	35.49		<1	0.5990	2.553	
4/15/2020	Wednesday	27.36	17.90		<1	0.5597	1.818	
4/21/2020	Tuesday	30.60	17.55		<1	0.5667	2.731	
4/22/2020	Wednesday	24.42	23.03		<1	0.5476	1.766	
4/28/2020	Tuesday	25.14	19.14		<1	0.5869	3.166	
4/29/2020	Wednesday	23.47	20.81		<1	0.6448	3.256	
5/5/2020	Tuesday	25.23	24.90	95.86	<1	0.5197	1.856	<5
5/6/2020	Wednesday	25.43	18.91		<1	0.5338	2.643	

**Bucklin Point Effluent Metals Al - Sn 2020**  
**all analyses in ppb**

Date	Day of the Week	Effluent Flow	Al (ppb)	Fe (ppb)	Se (ppb)	As (ppb)	Mo (ppb)	Sn (ppb)
5/12/2020	Tuesday	22.34	17.75		<1	0.5215	3.187	
5/13/2020	Wednesday	21.71	21.78		<1	0.5827	2.799	
5/19/2020	Tuesday	20.17	26.18		<1	0.5984	2.723	
5/20/2020	Wednesday	19.37	26.59		<1	0.5649	1.566	
5/26/2020	Tuesday	18.00	25.33		<1	0.5960	3.923	
5/27/2020	Wednesday	18.28	27.57		<1	0.6316	9.467	
6/2/2020	Tuesday	17.00	21.41	111.3	<1	0.6049	3.589	<5
6/3/2020	Wednesday	17.28	20.16		<1	0.6937	6.125	
6/9/2020	Tuesday	16.14	14.04		<1	0.6328	5.211	
6/10/2020	Wednesday	16.04	16.11		<1	0.6424	3.169	
6/16/2020	Tuesday	17.14	16.26		<1	0.6434	4.834	
6/17/2020	Wednesday	17.23	14.59		<1	0.6255	6.342	
6/23/2020	Tuesday	13.85	12.54		<1	<0.500	2.356	
6/24/2020	Wednesday	18.34	18.71		<1	0.6374	7.428	
6/30/2020	Tuesday	16.07	18.90		<1	0.6604	4.944	
7/1/2020	Wednesday	25.96	24.76		<1	0.5908	2.821	
7/7/2020	Tuesday	14.12	13.03	80.70	<1	0.5914	2.667	<5
7/8/2020	Wednesday	14.13	12.17		<1	0.5784	2.112	
7/14/2020	Tuesday	17.68	16.58		<1	0.5818	4.011	
7/15/2020	Wednesday	13.63	13.58		<1	0.6110	6.553	
7/21/2020	Tuesday	12.12	12.03		<1	0.6585	5.604	
7/22/2020	Wednesday	12.83	13.54		<1	0.6431	5.175	
7/28/2020	Tuesday	18.81	14.84		<1	0.6855	3.315	
7/29/2020	Wednesday	12.47	15.77		<1	0.7220	3.335	
8/4/2020	Tuesday	15.12	17.27	119.6	<1	0.6389	2.700	<5
8/5/2020	Wednesday	12.00	14.82		<1	0.6092	4.671	
8/11/2020	Tuesday	12.71	12.86		<1	0.5839	1.575	
8/12/2020	Wednesday	11.89	13.32		<1	0.5843	2.159	
8/18/2020	Tuesday	14.47	29.46		<1	0.5556	3.800	
8/19/2020	Wednesday	12.14	16.80		<1	0.5579	2.937	
8/25/2020	Tuesday	11.73	14.99		<1	0.5530	2.535	
8/26/2020	Wednesday	11.23	16.46		<1	0.5590	2.455	
9/1/2020	Tuesday	11.55	22.07		<1	0.5391	1.701	
9/2/2020	Wednesday	16.75	14.67		<1	0.6079	3.783	
9/8/2020	Tuesday	11.22	25.32		<1	0.5366	3.723	
9/9/2020	Wednesday	11.53	13.03		<1	0.5467	9.859	
9/15/2020	Tuesday	11.14	16.02	97.58	<1	0.5214	4.283	<5
9/16/2020	Wednesday	11.74	16.34		<1	0.5928	5.171	
9/22/2020	Tuesday	11.49	14.79		<1	<0.500	4.097	
9/23/2020	Wednesday	11.15	13.47		<1	<0.500	3.263	

**Bucklin Point Effluent Metals Al - Sn 2020**  
**all analyses in ppb**

Date	Day of the Week	Effluent Flow	Al (ppb)	Fe (ppb)	Se (ppb)	As (ppb)	Mo (ppb)	Sn (ppb)
9/29/2020	Tuesday	11.66	17.57		<1	<0.500	3.590	
9/30/2020	Wednesday	22.14	22.51		<1	0.5869	3.389	
10/6/2020	Tuesday	11.39	17	86.78	<1	<0.500	5.685	<25
10/7/2020	Wednesday	13.10	20.62		<1	<0.500	5.154	
10/13/2020	Tuesday	30.05	20.52		<1	<0.500	2.465	
10/14/2020	Wednesday	12.38	15.61		<1	0.5003	5.827	
10/20/2020	Tuesday	13.79	14.90		<1	0.5176	18.99	
10/21/2020	Wednesday	13.27	14.04		<1	0.5179	12.49	
10/27/2020	Tuesday	12.88	15.44		<1	0.5148	6.310	
10/28/2020	Wednesday	15.78	20.08		<1	0.5186	6.775	
11/3/2020	Tuesday	14.00	23.52	78.62	<1	0.5699	4.089	<5
11/4/2020	Wednesday	14.26	21.12		<1	0.5841	2.763	
11/10/2020	Tuesday	14.30	25.88		<1	<0.500	1.417	
11/11/2020	Wednesday	13.98	27.33		<1	<0.500	3.742	
11/17/2020	Tuesday	13.28	23.43		<1	0.5432	2.755	
11/18/2020	Wednesday	12.67	26.05		<1	0.5972	4.236	
11/24/2020	Tuesday	14.80	23.76		<1	0.5464	2.140	
11/25/2020	Wednesday	14.86	20.61		<1	0.5229	2.405	
12/1/2020	Tuesday	30.59	22.80		<1	0.6208	2.185	
12/2/2020	Wednesday	22.37	22.11		<1	0.5337	10.26	
12/8/2020	Tuesday	24.45	25.71	91.39	<1	0.6372	2.576	<5
12/9/2020	Wednesday	23.50	23.55		<1	0.5739	1.863	
12/15/2020	Tuesday	19.70	24.87		<1	0.5079	3.851	
12/16/2020	Wednesday	19.35	25.99		<1	0.5077	2.509	
12/22/2020	Tuesday	19.01	22.88		<1	0.6110	6.341	
12/23/2020	Wednesday	17.99	25.59		<1	0.5995	3.757	
12/29/2020	Tuesday	26.69	28.38		<1	0.6719	4.424	
12/30/2020	Wednesday	25.83	31.05		<1	0.6467	2.346	

**Bucklin Point Monthly Average, Minimum, and Maximum Effluent Metal Values 2020**  
all results in nrb

Date		Flow (MGD)	Cd	TTL Cr	Hex Cr	Cu	Pb	Hg (ppt)	Ni	Ag	Zn	CN
January	Average	20.11	0.04	0.68	10.00	7.20	0.50	3.39	7.20	0.13	42.99	4.17
	Minimum	17.07	0.03	0.40	10.00	5.66	0.42	3.39	4.58	0.09	38.58	4.00
	Maximum	28.00	0.05	1.25	10.00	11.53	0.66	3.39	8.97	0.25	51.23	4.83
February	Average	20.09	0.04	0.86	10.00	6.18	0.46	2.72	9.69	0.08	39.69	4.00
	Minimum	17.37	0.03	0.54	10.00	4.92	0.40	2.72	7.10	0.05	36.45	4.00
	Maximum	31.87	0.07	1.37	10.00	7.44	0.50	2.72	11.88	0.11	44.15	4.00
March	Average	19.86	0.03	0.66	10.00	4.24	0.45	**	9.81	0.05	39.75	4.00
	Minimum	16.04	0.02	0.42	10.00	3.09	0.34	**	4.66	0.04	32.55	4.00
	Maximum	35.14	0.04	0.93	10.00	4.99	0.57	**	12.13	0.06	44.02	4.00
April	Average	26.10	0.03	0.53	10.00	3.90	0.47	1.76	8.39	0.07	34.06	4.20
	Minimum	20.70	0.02	0.38	10.00	3.17	0.35	1.76	4.03	0.04	29.66	4.00
	Maximum	37.21	0.03	0.71	10.00	5.47	0.74	1.76	16.97	0.13	37.97	5.64
May	Average	22.98	0.04	0.46	10.00	6.23	0.49	1.87	11.70	0.06	38.61	4.00
	Minimum	17.01	0.02	0.38	10.00	4.05	0.40	1.87	7.58	0.05	31.57	4.00
	Maximum	38.25	0.05	0.58	10.00	8.21	0.57	1.87	23.08	0.08	44.44	4.00
June	Average	17.23	0.03	0.55	10.00	4.63	0.43	1.87	10.29	0.04	41.45	4.12
	Minimum	13.34	0.02	0.46	10.00	4.18	0.35	1.87	5.00	0.03	37.54	4.00
	Maximum	29.20	0.05	0.77	10.00	5.46	0.48	1.87	17.60	0.05	45.41	5.05
July	Average	14.15	0.03	0.55	10.00	5.52	0.46	**	5.90	0.05	39.00	4.10
	Minimum	11.91	0.02	0.43	10.00	4.57	0.42	**	3.63	0.03	33.55	4.00
	Maximum	25.96	0.03	0.77	10.00	6.77	0.52	**	8.70	0.08	43.76	4.90
August	Average	12.72	0.02	0.73	10.00	5.79	0.48	2.48	7.62	0.05	38.92	4.00
	Minimum	11.21	0.02	0.48	10.00	4.80	0.40	2.48	3.58	0.04	33.99	4.00
	Maximum	18.09	0.04	1.17	10.00	6.73	0.59	2.48	14.80	0.07	44.17	4.00
September	Average	11.92	0.02	0.82	10.00	6.10	0.49	2.34	8.84	0.08	40.94	4.00
	Minimum	10.73	0.02	0.55	10.00	4.92	0.46	2.34	5.19	0.05	33.10	4.00
	Maximum	22.14	0.03	1.40	10.00	6.83	0.59	2.34	17.43	0.18	47.19	4.00
October	Average	14.47	0.03	1.97	10.00	6.45	0.57	1.61	8.90	0.11	42.52	4.50
	Minimum	10.72	0.02	0.63	10.00	5.20	0.41	1.61	6.54	0.07	32.81	4.00
	Maximum	30.05	0.04	5.23	10.00	7.47	0.63	1.61	12.47	0.21	47.11	8.00
November	Average	15.83	0.03	1.33	10.00	6.60	0.54	2.48	7.54	0.09	43.41	4.00
	Minimum	12.67	0.02	0.76	10.00	4.84	0.44	2.48	4.97	0.07	38.51	4.00
	Maximum	29.34	0.04	2.67	10.00	7.49	0.65	2.48	12.47	0.12	48.38	4.00
December	Average	24.79	0.04	0.57	10.00	6.43	0.50	1.33	6.26	0.12	37.95	4.87
	Minimum	17.99	0.02	0.45	10.00	3.81	0.42	1.33	4.72	0.07	25.79	4.00
	Maximum	39.49	0.05	0.69	10.00	8.91	0.59	1.33	8.75	0.15	45.35	8.43

\*\*Mercury not analyzed in March or July 2020 - see Chapter V report text for details

## Bucklin Point Effluent Loading Summary 2020

### Bucklin Point monthly mean effluent loading summary (lbs/month)

Monthly total loads calculated as: Monthly Total Effluent Flow (MG) \* Average Daily Concentration (ppb) \* Conversion Factor (0.00834).

Month	Total Monthly Eff Flow (MG)	Cd (lbs/month)	TTL Cr (lbs/month)	Hex Cr (lbs/month)	Cu (lbs/month)	Pb (lbs/month)	Hg (lbs/month)	Ni (lbs/month)	Ag (lbs/month)	Zn (lbs/month)	Total Cyanide	Total Metals*
January	623.27	0.20	3.51	51.98	37.44	2.60	0.0176	37.40	0.67	223.45	21.68	305.30
February	582.55	0.20	4.20	48.58	30.01	2.22	0.0132	47.10	0.38	192.81	19.43	276.95
March	615.69	0.16	3.40	51.35	21.79	2.30	0.0101**	50.40	0.27	204.13	20.54	282.46**
April	783.12	0.17	3.48	65.31	25.44	3.05	0.0115	54.80	0.44	222.44	27.43	309.83
May	712.42	0.22	2.75	59.42	37.01	2.94	0.0111	69.50	0.38	229.40	23.77	342.21
June	516.90	0.14	2.38	43.11	19.96	1.86	0.0081	44.38	0.17	178.69	17.75	247.58
July	438.53	0.10	1.99	36.57	20.20	1.69	0.0101**	21.58	0.17	142.65	15.01	188.40**
August	394.45	0.08	2.39	32.90	19.03	1.58	0.0082	25.07	0.18	128.03	13.16	176.37
September	357.55	0.07	2.46	29.82	18.19	1.47	0.0070	26.37	0.23	122.08	11.93	170.89
October	448.63	0.12	7.38	37.42	24.13	2.12	0.0060	33.29	0.41	159.09	16.84	226.54
November	474.95	0.13	5.26	39.61	26.16	2.15	0.0098	29.85	0.37	171.94	15.84	235.87
December	768.42	0.24	3.67	64.09	41.20	3.21	0.0085	40.10	0.77	243.19	31.18	332.39
<b>Total (lbs/year)</b>		<b>1.84</b>	<b>42.87</b>	<b>560.15</b>	<b>320.57</b>	<b>27.20</b>	<b>0.1212**</b>	<b>479.84</b>	<b>4.44</b>	<b>2217.91</b>	<b>234.55</b>	

\*Total Metals = Sum of Monthly Metals Loads (Cd, Cr, Cu, Pb, Hg, Ni, Ag, Zn)

\*\*Mercury not analyzed in March or July 2020 - loadings shown are estimates - see Chapter V report text for details

### Bucklin Point monthly mean effluent loading summary (lbs/day)

Average of daily loads – Each Daily load is calculated as: Daily Effluent Flow (MG) \* Daily Concentration (ppb) \* Conversion Factor (0.00834); the average of those loads is reported here.

Month	Mean Eff Flow (MGD)	Cd (lbs/day)	TTL Cr (lbs/day)	Hex Cr (lbs/day)	Cu (lbs/day)	Pb (lbs/day)	Hg (lbs/day)	Ni (lbs/day)	Ag (lbs/day)	Zn (lbs/day)	Total Cyanide	Total Metals*
January	20.11	0.01	0.11	1.79	1.16	0.08	0.0006	1.16	0.02	6.94	0.67	9.48
February	20.09	0.01	0.14	2.36	1.01	0.08	0.0004	1.60	0.01	6.50	0.66	9.35
March	19.86	0.01	0.11	1.77	0.68	0.07	**	1.56	0.01	6.38	0.65	8.82**
April	26.10	0.01	0.11	1.73	0.82	0.10	0.0003	1.74	0.01	7.04	0.88	9.83
May	22.98	0.01	0.08	2.10	1.08	0.09	0.0004	2.03	0.01	6.78	0.71	10.07
June	17.23	0.00	0.08	1.42	0.64	0.06	0.0003	1.44	0.01	5.72	0.57	7.95
July	14.15	0.00	0.07	1.18	0.71	0.06	**	0.77	0.01	5.10	0.54	6.72**
August	12.72	0.00	0.08	1.26	0.61	0.05	0.0003	0.78	0.01	4.11	0.42	5.64
September	11.92	0.00	0.09	0.93	0.66	0.05	0.0002	0.92	0.01	4.37	0.44	6.11
October	14.47	0.00	0.25	0.95	0.82	0.07	0.0002	1.10	0.01	5.33	0.64	7.59
November	15.83	0.00	0.16	1.17	0.77	0.06	0.0003	0.89	0.01	5.07	0.47	6.96
December	24.79	0.01	0.11	2.04	1.19	0.09	0.0003	1.19	0.02	7.12	0.90	9.73

\*Total Metals = Sum of Monthly Average Metals Loads (Cd, Cr, Cu, Pb, Hg, Ni, Ag, Zn)

\*\*Mercury not analyzed in March or July 2020 - see Chapter V report text for details

## Bucklin Point Effluent Loading Summary 2020

Bucklin Point monthly mean effluent concentration (ppb)

Month	Mean Eff Flow (MGD)	Cd	Total Cr	Hex Cr**	Cu	Pb	Hg	Ni	Ag	Zn	Total Cyanide	Total Metals*
January	20.11	0.04	0.68	10.00	7.20	0.50	0.0034	7.20	0.13	42.99	4.17	<b>58.73</b>
February	20.09	0.04	0.86	10.00	6.18	0.46	0.0027	9.69	0.08	39.69	4.00	<b>57.00</b>
March	19.86	0.03	0.66	10.00	4.24	0.45	***	9.81	0.05	39.75	4.00	<b>55.01***</b>
April	26.10	0.03	0.53	10.00	3.90	0.47	0.0018	8.39	0.07	34.06	4.20	<b>47.44</b>
May	22.98	0.04	0.46	10.00	6.23	0.49	0.0019	11.70	0.06	38.61	4.00	<b>57.60</b>
June	17.23	0.03	0.55	10.00	4.63	0.43	0.0019	10.29	0.04	41.45	4.12	<b>57.43</b>
July	14.15	0.03	0.55	10.00	5.52	0.46	***	5.90	0.05	39.00	4.10	<b>51.51***</b>
August	12.72	0.02	0.73	10.00	5.79	0.48	0.0025	7.62	0.05	38.92	4.00	<b>53.61</b>
September	11.92	0.02	0.82	10.00	6.10	0.49	0.0023	8.84	0.08	40.94	4.00	<b>57.31</b>
October	14.47	0.03	1.97	10.00	6.45	0.57	0.0016	8.90	0.11	42.52	4.50	<b>60.55</b>
November	15.83	0.03	1.33	10.00	6.60	0.54	0.0025	7.54	0.09	43.41	4.00	<b>59.55</b>
December	24.79	0.04	0.57	10.00	6.43	0.50	0.0013	6.26	0.12	37.95	4.87	<b>51.87</b>

\*Total Metals = Sum of Monthly Average Metals Concentrations (Cd, Cr, Cu, Pb, Hg, Ni, Ag, Zn)

\*\*Hexavalent Chromium is generally measured as non-detectable at the detection limit of 10 ppb

\*\*\*Mercury not analyzed in March or July 2020 - loadings shown are estimates - see Chapter V report text for details



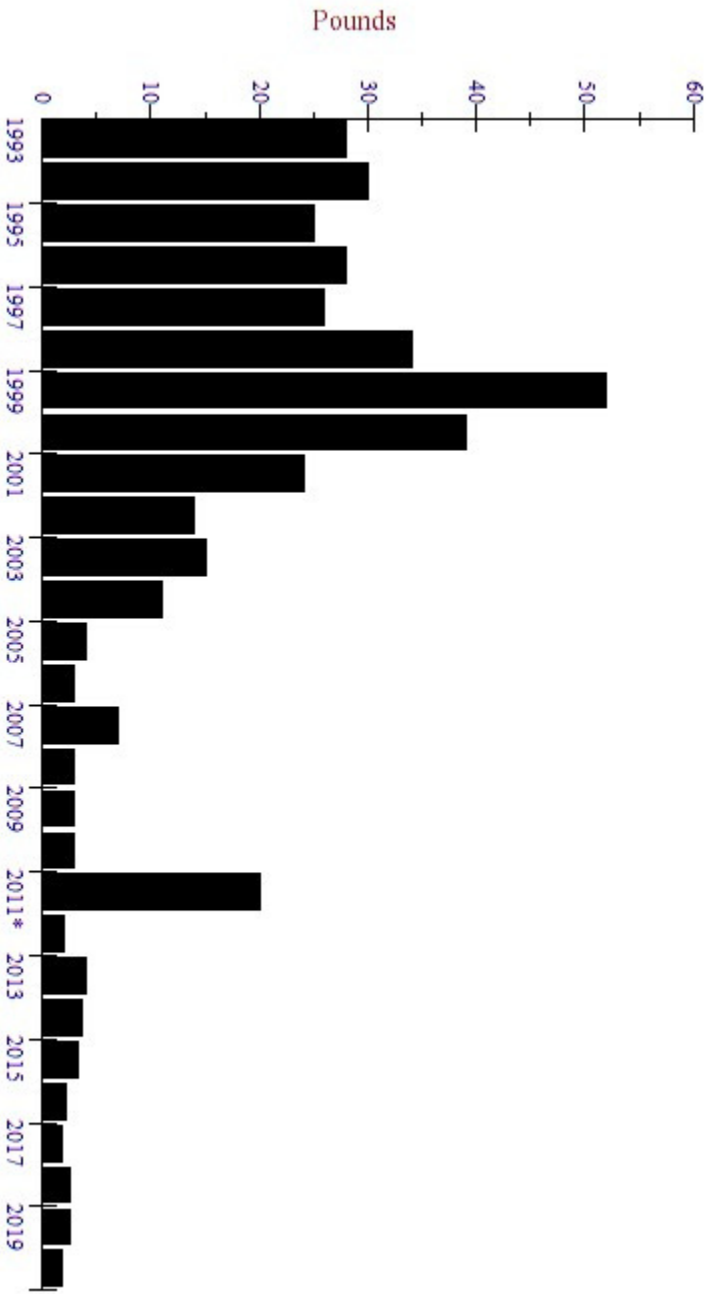
Bucklin Point Effluent Loading Data  
Effluent loading (lbs/year)

Year	Cadmium	Chromium	Copper	Lead	Mercury	Nickel	Silver	Zinc
1993	28		1927	645	9.13	3764	157	4664
1994	30	426	2156	464	25.92	2809	134	4142
1995	25	354	1169	283	21.17	2002	91	3007
1996	28	652	1469	308	6.94	1939	166	3388
1997	26	618	1488	296	6.57	2178	178	3546
1998	34	682	1790	275	8.40	2801	208	3800
1999	52	569	1424	303	5.84	2485	228	3616
2000	39	415	1556	385	7.67	3158	184	4549
2001	24	412	1549	270	6.94	2965	131	3621
2002	14	218	1217	155	2.13	2077	130	2690
2003	15	420	1117	143	1.20	2037	100	3084
2004	11	211	1116	192	1.80	2580	77	2864
2005	4	168	644	129	1.92	1823	28	3078
2006	3	277	615	71	0.71	1280	20	2768
2007	7	743	577	112	0.79	1185	13	2452
2008	3	1609	705	60	0.37	1125	10	2231
2009	3	204	626	64	0.25	736	5	2023
2010	3	118	663	51	2.08	517	4	2202
2011*	20	149	552	162	0.27	465	32	2266
2012	2	59	480	24	0.19	609	4	1893
2013	4	68	622	51	0.44	515	8	2333
2014	4	51	574	40	0.28	462	5	2468
2015	3	45	435	27	0.23	370	3	2025
2016	2	81	325	30	0.22	391	6	2077
2017	2	72	286	28	0.21	394	4	2064
2018	3	46	325	35	0.20	337	4	2411
2019	3	43	327	35	0.19	459	4	2460
2020	2	43	321	27	0.12**	480	4	2218

\* In 2011, several samples for Cd, Cr, Pb, and Ag had to be analyzed on equipment with higher detection limits, resulting in an increase in loadings that was not actually reflective of what was being discharged at Bucklin Point.

\*\* Mercury not analyzed in March or July 2020. Annual loading includes estimates for months with no sample data. See Chapter V report text for details.

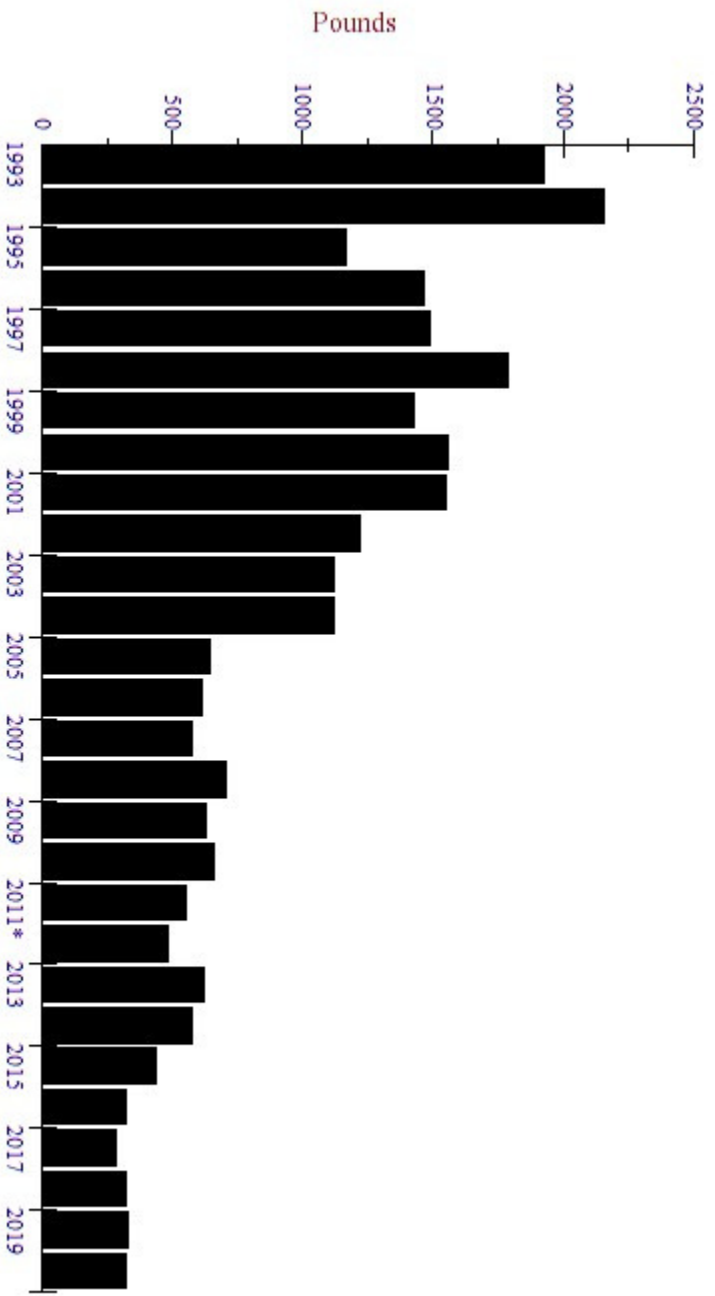
**Bucklin Point Effluent Cadmium Loading**



**Bucklin Point Effluent Chromium Loading**



**Bucklin Point Effluent Copper Loading**



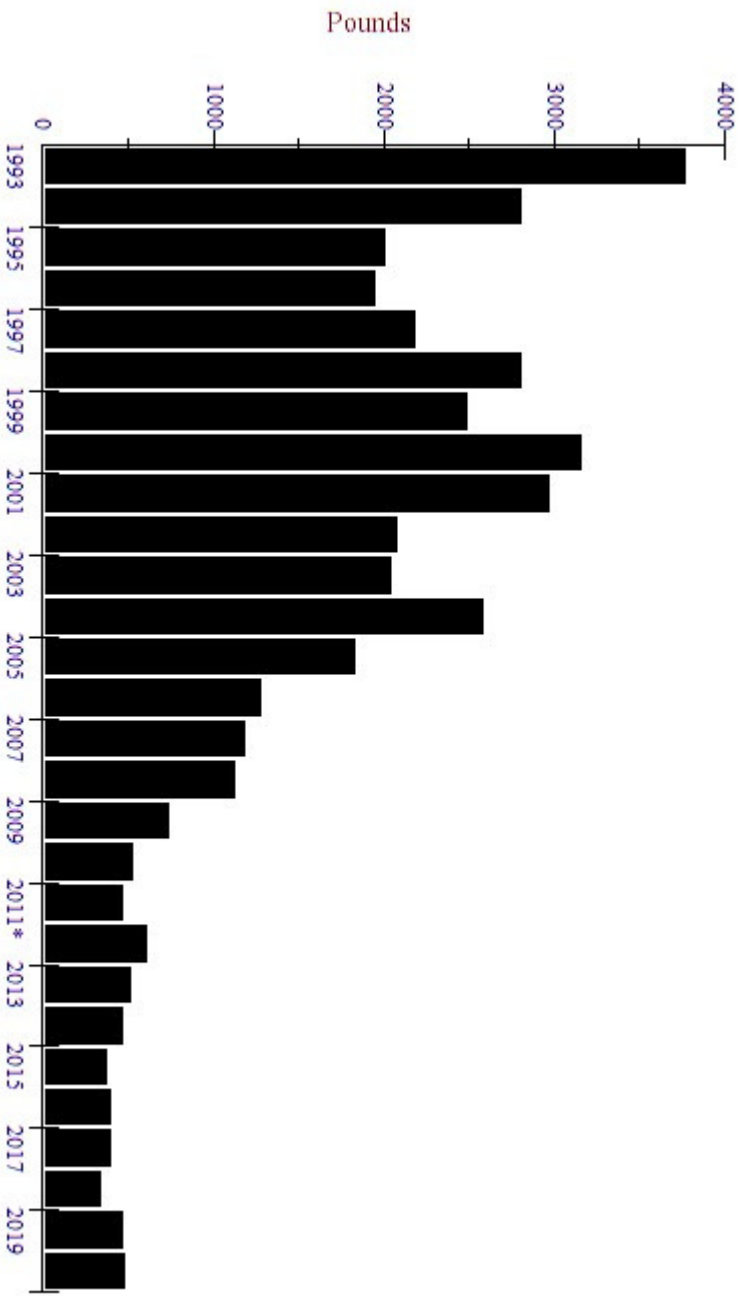
**Bucklin Point Effluent Lead Loading**

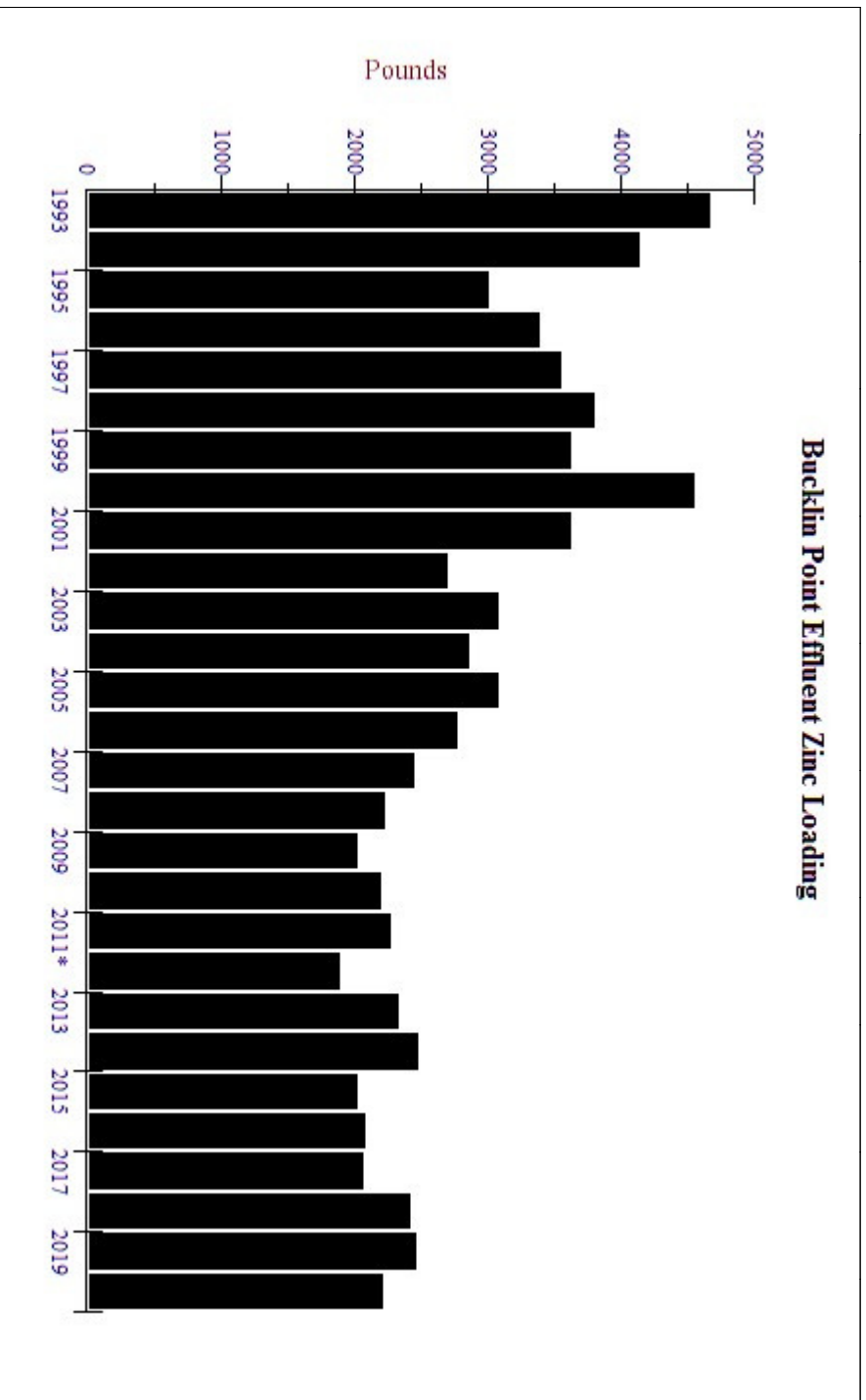
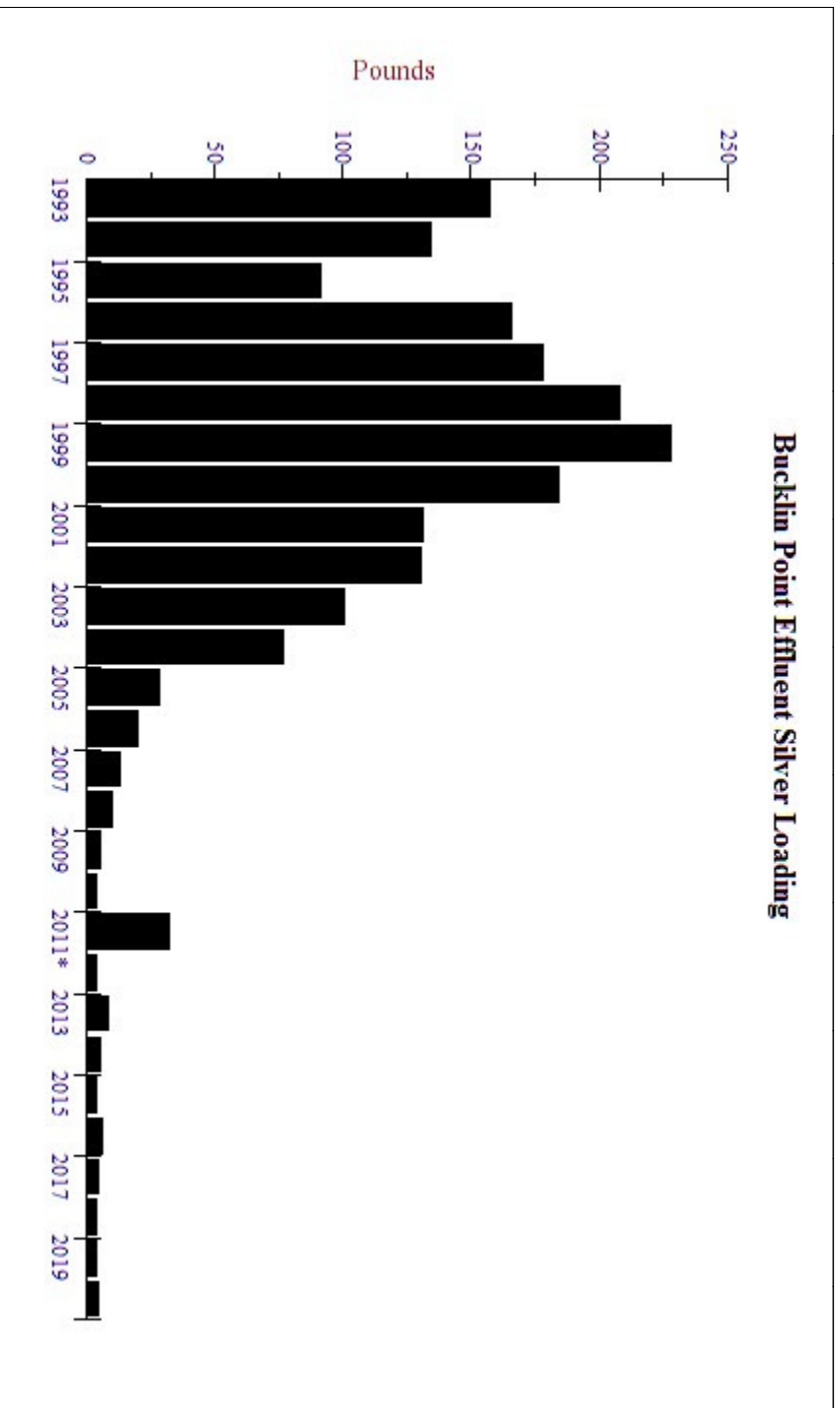


**Bucklin Point Effluent Mercury Loading**



**Bucklin Point Effluent Nickel Loading**





***EFFLUENT DISSOLVED  
METALS DATA  
  
BUCKLIN POINT***

## Bucklin Point Dissolved Metals 2020

all analyses in ppb

MDL = method detection limit

Date	Cd	Cd MDL	Cr	Cr MDL	Cu	Cu MDL	Pb	Pb MDL	Ni	Ni MDL	Ag	Ag MDL	Zn	Zn MDL	Al	Al MDL	Fe	Fe MDL
01/07/2020	0.03905	0.02	0.5322	0.30	4.476	0.30	<0.300	0.30	6.073	0.30	0.02419	0.02	43.79	5.00	13.93	5.00	42.33	5.00
02/04/2020	0.03148	0.02	0.3992	0.30	4.106	0.30	0.3206	0.30	7.083	0.30	0.03419	0.02	37.47	5.00	7.761	5.00	47.54	5.00
03/03/2020	0.02869	0.02	0.6137	0.30	2.500	0.30	0.4996	0.30	8.822	0.30	<0.020	0.02	37.92	5.00	7.653	5.00	43.13	5.00
04/07/2020	0.02340	0.02	0.3111	0.30	2.404	0.30	<0.300	0.30	4.025	0.30	<0.020	0.02	34.34	5.00	6.199	5.00	36.61	5.00
05/05/2020	0.02189	0.02	<0.300	0.30	2.921	0.30	<0.300	0.30	7.338	0.30	<0.020	0.02	31.96	5.00	6.273	5.00	43.65	5.00
06/02/2020	<0.020	0.02	0.4374	0.30	3.405	0.30	<0.300	0.30	16.88	0.30	<0.020	0.02	40.48	5.00	6.944	5.00	47.16	5.00
07/07/2020	0.02481	0.02	0.5242	0.30	3.697	0.30	0.3480	0.30	5.319	0.30	<0.020	0.02	38.51	5.00	6.624	5.00	54.34	5.00
08/04/2020	<0.020	0.02	0.7212	0.30	4.927	0.30	0.4208	0.30	5.666	0.30	0.02544	0.02	38.10	5.00	8.110	5.00	61.47	5.00
09/15/2020	0.02543	0.02	0.7087	0.30	5.520	0.30	0.3673	0.30	7.268	0.30	0.02968	0.02	47.76	5.00	7.957	5.00	57.56	5.00
10/06/2020	0.02495	0.02	0.753	0.30	4.944	0.30	0.4913	0.30	6.925	0.30	<0.020	0.02	45.47	5.00	9.324	5.00	47.80	5.00
11/03/2020	0.02542	0.02	2.600	0.30	5.661	0.30	0.3880	0.30	6.789	0.30	0.03208	0.02	43.09	5.00	13.61	5.00	34.27	5.00
12/08/2020	0.02111	0.02	0.5923	0.30	3.708	0.30	<0.300	0.30	6.261	0.30	0.02773	0.02	35.40	5.00	9.885	5.00	33.03	5.00

	Cd	Cr	Cu	Pb	Ni	Ag	Zn	Al	Fe
<b>yearly average concentration</b>	<0.026	<0.71	4.02	<0.36	7.37	<0.02	39.52	8.69	45.74
<b>yearly median concentration</b>	0.025	0.56	3.91	0.33	6.86	<0.02	38.31	7.86	45.41
<b>yearly minimum concentration</b>	<0.020	<0.300	2.404	<0.300	4.025	<0.020	31.96	6.199	33.03
<b>yearly maximum concentration</b>	0.03905	2.600	5.661	0.4996	16.88	0.03419	47.76	13.93	61.47

***BIOASSAY DATA***

***BUCKLIN POINT***



## Bucklin Point WWTF Bioassay Results - 2020

<b>Bucklin Point WWTF Bioassay Results - 2020</b>						
<i>Americamysis bahia</i>						
<b>Acute</b>	<b>1st Quarter, 2020</b>			<b>2nd Quarter, 2020</b>		
<b>Test</b>	<b>Result (%)</b>	<b>Permit Limit (%)</b>	<b>Pass Y/N</b>	<b>Result (%)</b>	<b>Permit Limit (%)</b>	<b>Pass Y/N</b>
LC 50	>100	>100%	Y	>100	>100%	Y
A-NOEC	100	N/A**	N/A	100	N/A**	N/A
	<b>3rd Quarter, 2020</b>			<b>4th Quarter, 2020</b>		
<b>Test</b>	<b>Result (%)</b>	<b>Permit Limit (%)</b>	<b>Pass Y/N</b>	<b>Result (%)</b>	<b>Permit Limit (%)</b>	<b>Pass Y/N</b>
LC 50	>100	>100%	Y	>100	>100%	Y
A-NOEC	100	N/A**	N/A	100	N/A**	N/A

\* NOTE - % indicates Percent Effluent

\*\* No permit limit exists for A-NOEC

LC 50 The effluent concentration that causes 50% mortality during the acute toxicity test duration.

A-NOEC No observable effect concentration: Highest concentration of the effluent in which 90% or more of the test animals survive.

Acute Test Continuous exposure to effluent for 48 hours

<b>Bucklin Point WWTF Bioassay Results - 2020</b>						
<i>Arbacia punctulata</i>						
<b>Chronic</b>	<b>1st Quarter, 2020</b>			<b>2nd Quarter, 2020</b>		
<b>Test</b>	<b>Result (%)</b>	<b>Permit Limit (%)</b>	<b>Pass Y/N</b>	<b>Result (%)</b>	<b>Permit Limit (%)</b>	<b>Pass Y/N</b>
C-NOEC	50	50	Y	100	50	Y
	<b>3rd Quarter, 2020</b>			<b>4th Quarter, 2020</b>		
<b>Test</b>	<b>Result (%)</b>	<b>Permit Limit (%)</b>	<b>Pass Y/N</b>	<b>Result (%)</b>	<b>Permit Limit (%)</b>	<b>Pass Y/N</b>
C-NOEC	100	50	Y	100	50	Y

\* NOTE - % indicates Percent Effluent

C-NOEC Highest concentration of effluent with no observed effect on fertilization rates.

Chronic test Tests for sublethal effects of effluent on specifically on fertilization rates of *A. punctulata* eggs. Exposure rate is 60 minutes.

***OIL AND GREASE DATA***

***BUCKLIN POINT***

## Oil & Grease Data 2020

### Bucklin Point Oil & Grease 2020

<b>Date</b>	<b>Influent Flow</b>	<b>Effluent Flow</b>	<b>Influent Average</b>	<b>Effluent Average</b>
	<b>MGD</b>	<b>MGD</b>	<b>ppm</b>	<b>ppm</b>
<b>1/7/2020</b>	21.45	21.45	12.88	<4.000
<b>2/4/2020</b>	17.89	17.89	22.76	<4.000
<b>3/3/2020</b>	21.28	21.28	33.97	2.083
<b>4/7/2020</b>	20.70	20.70	13.75	<4.000
<b>5/5/2020</b>	25.23	25.23	13.87	<4.000
<b>6/2/2020</b>	17.00	17.00	17.19	<4.000
<b>7/7/2020</b>	14.12	14.12	24.32	<4.000
<b>8/4/2020</b>	15.12	15.12	29.60	<4.000
<b>9/15/2020</b>	11.14	11.14	30.92	<4.000
<b>10/6/2020</b>	11.39	11.39	32.81	<4.000
<b>11/3/2020</b>	14.00	14.00	21.91	<4.000
<b>12/8/2020</b>	24.45	24.45	16.80	<4.000

***CBOD, TSS, ENTEROCOCCI,  
AND FECAL COLIFORM DATA***

***BUCKLIN POINT***

## Bucklin Point 2020 Wastewater Treatment Plant TSS, CBOD and Bacteria Data

Date	Final Effluent Flow (MGD)	Effluent Enterococci Bacteria (MPN/100mL)	Effluent Fecal Coliform Bacteria (MPN/100mL)	Influent Flow (MGD)	Raw Influent TSS (mg/L)	Raw Influent CBOD (mg/L)	Final Effluent TSS (mg/L)	Final Effluent CBOD (mg/L)
1/1/2020	22.05	7.9	5.9	22.05	102	137.13	9.7142	2.03
1/2/2020	22.04	7.1	2.0	22.04	53.500	108.42	6.2666	<2
1/3/2020	22.47	12.4	13.0	22.47	141	156.27	7.8125	<2
1/4/2020	23.82	12.4	2.0	23.82	103	146.97	18.800	3.87
1/5/2020	25.34	7.1	4.5	25.34	78	119.10	6	<2
1/6/2020	21.91	7.1	2.0	21.91	104	171.47	5.2000	<2
1/7/2020	21.45	7.1	4.5	21.45	130	177.75	7.8000	2.41
1/8/2020	20.99	6.3	5.9	20.99	122	164.90	8	2.43
1/9/2020	19.69	5.0	4.5	19.69	142	219.05	13.100	3.13
1/10/2020	20.77	7.1	2.0	20.77	133	178.36	7.4666	3.38
1/11/2020	20.37	7.1	4.5	20.37	129	163.92	5.3142	2.29
1/12/2020	21.95	10.0	2.0	21.95	106	160.22	5.7500	3.06
1/13/2020	19.95	7.1	7.8	19.95	99	172.94	6.2000	3.56
1/14/2020	19.78	12.2	2.0	19.78	129	175.79	5.9500	2.89
1/15/2020	18.86	6.3	5.9	18.86	143	148.26	5.1000	2.68
1/16/2020	19.55	7.1	17.0	19.55	134	200.90	6.4000	3.26
1/17/2020	18.00	7.1	23.0	18.00	126	180.74	7.8000	3.38
1/18/2020	19.07	7.1	4.5	19.07	138	190.30	9	3.78
1/19/2020	20.10	7.1	2.0	20.10	130	213.38	8	5.05
1/20/2020	17.48	16.1	23.0	17.48	84	172.63	10.067	7.23
1/21/2020	18.29	10.0	49.0	18.29	106	188.80	19.800	10.59
1/22/2020	17.94	6.3	33.0	17.94	120	206.54	9	5.10
1/23/2020	18.27	7.1	6.8	18.27	117	204.19	6.7857	3.25
1/24/2020	17.56	12.4	2.0	17.56	139	211.36	5.9333	3.19
1/25/2020	28.00	7.1	2.0	29.54	174	236.22	7.0635	4
1/26/2020	18.99	7.1	11.0	18.99	225	221.17	7.6800	2.97
1/27/2020	18.55	7.1	23.0	18.55	103	158.67	6.5333	2.95
1/28/2020	18.31	7.1	7.8	18.31	112	258.35	6.6000	3.41
1/29/2020	17.15	10.0	3.9	17.15	79	199.59	5.6000	2.15
1/30/2020	17.07	7.1	4.5	17.07	131	256.59	5.5333	2.57
1/31/2020	17.50	7.1	2.0	17.50	134	238.18	6.1333	2.78
2/1/2020	18.30	5.0	4.5	18.30	129	223.36	6.0714	2.42
2/2/2020	17.94	7.1	2.0	17.94	132	222.43	5.8750	2.17
2/3/2020	17.99	7.1	2.0	17.99	144	250.97	6.3125	2.50
2/4/2020	17.89	7.1	2.0	17.89	179	281.80	6.1666	2.29
2/5/2020	18.06	6.3	2.0	18.06	129	228.62	6.5000	2.62
2/6/2020	28.99	10.0	4.5	29.13	212	258.80	8.5000	3.51
2/7/2020	25.85	7.1	6.8	25.85	146	233.90	8.2500	6.20
2/8/2020	17.64	7.1	2.0	17.64	114	204.18	6.0625	3.22
2/9/2020	18.02	7.1	2.0	18.02	110	236.16	5.2500	2.37
2/10/2020	18.93	5.0	2.0	18.93	138	245.69	5.8750	2.37
2/11/2020	28.34	5.0	2.0	28.34	186	229.78	6.1875	2.10
2/12/2020	17.74	22.7	10.1	17.74	109	189.23	7	2.63
2/13/2020	31.87	10.0	2.0	37.66	116	180.26	7.5625	2.75
2/14/2020	18.41	7.1	17.0	18.41	115	212.08	6.9375	3.02
2/15/2020	18.55	10.0	4.5	18.55	128	231.76	6	3.14
2/16/2020	19.43	5.0	2.0	19.43	109	227.60	5.7857	2.71
2/17/2020	18.62	5.0	2.0	18.62	130	209.24	5	<2
2/18/2020	21.31	5.0	2.0	21.31	130	212.26	4.3750	<2
2/19/2020	18.04	5.0	4.2	18.04	159	221.31	3.6875	<2
2/20/2020	18.02	5.0	4.5	18.02	133	195.04	4.8125	<2
2/21/2020	17.37	5.0	2.0	17.37	147	206.56	4.3750	<2

Date	Final Effluent Flow (MGD)	Effluent Enterococci Bacteria (MPN/100mL)	Effluent Fecal Coliform Bacteria (MPN/100mL)	Influent Flow (MGD)	Raw Influent TSS (mg/L)	Raw Influent CBOD (mg/L)	Final Effluent TSS (mg/L)	Final Effluent CBOD (mg/L)
2/22/2020	17.55	5.0	2.0	17.55	143	247.82	4.4000	<2
2/23/2020	17.78	12.2	2.0	17.78	137	214.78	4.1500	2.06
2/24/2020	17.76	7.1	2.0	17.76	149	203.96	4.8750	2.03
2/25/2020	17.95	7.1	4.5	17.95	165	206.73	3.7000	<2
2/26/2020	18.01	7.9	5.5	18.01	165	240.50	4.4375	<2
2/27/2020	30.70	14.3	17.0	36.69	185	194.72	4.6875	2.37
2/28/2020	17.68	7.1	2.0	17.68	125	234.61	5	2.03
2/29/2020	17.81	5.0	2.0	17.81	125	354.13	4.3500	<2
3/1/2020	17.09	5.0	2.0	17.09	112	327.39	4.5500	<2
3/2/2020	17.57	7.1	4.5	17.57	129	269.51	3	<2
3/3/2020	21.28	5.0	4.5	21.28	151	285.95	4.8500	2.18
3/4/2020	18.03	6.3	7.0	18.03	167	204.41	4.6500	<2
3/5/2020	16.54	5.0	2.0	16.54	125	208.59	4.1000	<2
3/6/2020	17.97	7.1	4.5	17.97	127	209.47	4.4500	<2
3/7/2020	17.72	5.0	7.8	17.72	128	214.02	4.3500	2.01
3/8/2020	16.86	5.0	4.5	16.86	150	311.31	4.3000	<2
3/9/2020	16.54	5.0	2.0	16.54	155	237.83	4.1000	2.18
3/10/2020	16.92	7.1	11.0	16.92	141	205.90	3.7000	<2
3/11/2020	16.23	5.0	2.0	16.23	145	210.74	4	<2
3/12/2020	16.79	5.0	6.1	16.79	153	275.51	5.5000	<2
3/13/2020	23.57	5.0	4.5	23.57	184	227.02	5.9500	<2
3/14/2020	18.05	5.0	4.5	18.05	121	204.58	3.9000	<2
3/15/2020	16.11	5.0	2.0	16.11	118	199.54	4.2000	<2
3/16/2020	16.22	5.0	4.5	16.22	124	228.21	5.0500	<2
3/17/2020	18.96	7.1	49.0	18.96	153	244.50	3.6000	<2
3/18/2020	16.04	5.0	3.0	16.04	141	212.75	4.2500	<2
3/19/2020	27.91	8.7	13.0	36.49	174	189.83	6.4000	2.02
3/20/2020	18.62	7.1	2.0	18.62	111	229.35	3.9500	<2
3/21/2020	16.53	5.0	11.0	16.53	121	179.85	3.3500	2.06
3/22/2020	16.16	7.1	2.0	16.16	107	189.80	3.3500	<2
3/23/2020	26.31	7.1	2.0	37.19	109	216.50	5.9500	2
3/24/2020	25.04	7.1	2.0	29.42	123	143.50	5.4000	<2
3/25/2020	21.77	7.9	3.5	21.77	95	200.74	4.6000	2.21
3/26/2020	19.76	5.0	4.5	19.76	116	175.32	4.1000	<2
3/27/2020	19.38	5.0	2.0	19.38	96	164.08	4.2000	<2
3/28/2020	25.62	12.2	2.0	25.62	149	152.66	6.9285	2.41
3/29/2020	35.14	7.1	13.0	36.09	121	124.02	6.8461	2.40
3/30/2020	23.83	7.1	2.0	23.83	81	114.69	4.7142	2.10
3/31/2020	21.13	7.1	2.0	21.13	102	129.78	4.2143	2.16
4/1/2020	21.63	5.0	3.9	21.63	115	118.05	4.8572	2.04
4/2/2020	21.82	5.0	2.0	21.82	107	165.23	5.2666	2.35
4/3/2020	35.14	14.1	49.0	41.52	123	138.74	7.0667	2.22
4/4/2020	23.71	7.1	13.0	23.71	72	122.15	6.4000	2.18
4/5/2020	22.43	7.1	3.7	22.43	85	135.22	3.9285	<2
4/6/2020	21.28	5.0	2.0	21.28	135	164.07	6	2.11
4/7/2020	20.70	5.0	4.5	20.70	102	213.03	3.9285	2.82
4/8/2020	21.96	5.0	7.6	21.96	109	158.62	3.9285	<2
4/9/2020	29.55	5.0	2.0	40.27	158	198.68	6.0714	<2
4/10/2020	23.06	7.1	2.0	23.06	109	134.81	5.5625	<2
4/11/2020	21.64	7.1	2.0	21.64	97	129.09	4.0500	2.11
4/12/2020	21.49	5.0	4.5	21.49	96	136.20	4	2.23
4/13/2020	34.79	5.0	4.5	58.21	104	169.23	6.3572	2.01
4/14/2020	29.12	7.1	2.0	29.12	56	54.92	11.357	4.78
4/15/2020	27.36	10.0	2.0	27.36	123	171.01	5.6429	2.79
4/16/2020	26.01	7.1	2.0	26.01	81	134.73	3.6428	<2
4/17/2020	24.98	7.1	2.0	24.98	98	136.81	6.6875	<2
4/18/2020	37.21	10.0	7.8	38.84	105	102.59	7.1111	2.42
4/19/2020	25.56	7.1	4.5	25.56	65	123.96	5.9285	2.11

Date	Final	Effluent	Effluent Fecal	Influent	Raw Influent	Raw Influent	Final	Final
	Effluent	Enterococci	Coliform					
	Flow (MGD)	(MPN/100mL)	(MPN/100mL)				(mg/L)	(mg/L)
4/20/2020	24.87	7.1	2.0	24.87	84	108.97	4.7000	<2
4/21/2020	30.60	7.1	23.0	34.39	83	120.60	5.4000	<2
4/22/2020	24.42	6.3	7.8	24.42	102	100.53	7.5000	2.08
4/23/2020	23.25	10.0	4.5	23.25	109	151	6.6428	<2
4/24/2020	31.70	7.1	4.5	31.70	98	146.81	6.5000	2.06
4/25/2020	23.19	7.1	2.0	23.19	92	141.72	5.1500	<2
4/26/2020	30.12	8.8	2.0	31.66	93	137.41	9.7143	2.19
4/27/2020	28.58	7.1	7.8	28.58	93	105.25	9.2857	3.23
4/28/2020	25.14	7.1	6.8	25.14	91	142.79	6.8125	2.46
4/29/2020	23.47	7.9	3.0	23.47	99	168.85	5.8125	<2
4/30/2020	28.34	10.0	13.0	28.34	127	146.94	8.7857	2.25
5/1/2020	38.25	28.4	11.0	56.29	111	128.09	3.6250	2.15
5/2/2020	29.25	7.1	2.0	29.25	80	92.60	7.8333	2.08
5/3/2020	28.22	7.1	13.0	28.22	73	87.21	5.3572	2.11
5/4/2020	26.95	7.1	4.5	26.95	95	112.73	5.4375	2.07
5/5/2020	25.23	7.1	4.5	25.23	112	122.85	7.2500	2.14
5/6/2020	25.43	7.2	3.9	25.43	94	118.30	5.2500	2.11
5/7/2020	24.03	7.1	4.5	24.03	113	153	5.5000	2.04
5/8/2020	27.81	10.1	7.8	27.81	132	167.11	8.1875	2.77
5/9/2020	30.02	7.1	2.0	30.18	122	127.20	7.6000	2.41
5/10/2020	22.93	7.1	2.0	22.93	86	120.33	5.1428	2.09
5/11/2020	24.46	7.1	23.0	24.46	114	123.99	6.1250	2.21
5/12/2020	22.34	7.1	4.5	22.34	114	141.32	5.2500	2.98
5/13/2020	21.71	5.0	3.0	21.71	105	133.12	6.1250	2.39
5/14/2020	21.08	7.1	4.5	21.08	148	166.05	6.2857	2.40
5/15/2020	24.20	7.1	7.8	24.20	138	167.52	7.0625	2.53
5/16/2020	25.78	7.1	7.8	26.02	130	160.15	7.4545	2.65
5/17/2020	20.80	7.1	23.0	20.80	102	123.17	8.0740	2.35
5/18/2020	21.04	7.1	23.0	21.04	90	132.48	7.1875	2.47
5/19/2020	20.17	10.0	4.5	20.17	122	146.84	8.0625	3.03
5/20/2020	19.37	5.0	5.5	19.37	139	175.22	8.1250	3.18
5/21/2020	19.57	7.1	7.8	19.57	140	187.07	8.6428	3.16
5/22/2020	19.44	7.1	2.0	19.44	146	179.28	8.6428	3.27
5/23/2020	22.34	7.1	2.0	22.34	151	169.70	9.6154	3.26
5/24/2020	18.32	7.1	23.0	18.32	118	143.91	9.6000	3.64
5/25/2020	18.94	7.1	2.0	18.94	112	152.35	9.6666	3.18
5/26/2020	18.00	7.1	4.5	18.00	137	159.07	8.6428	3.36
5/27/2020	18.28	6.3	5.9	18.28	147	153.59	10.667	3.71
5/28/2020	18.68	10.0	6.8	18.68	150	191.88	10.900	3.83
5/29/2020	23.22	14.3	13.0	23.22	252	218.46	8.2000	3.25
5/30/2020	19.55	10.0	4.0	19.55	129	153.99	7.3600	3.28
5/31/2020	17.01	7.1	4.5	17.01	124	166.17	7.6666	3.37
6/1/2020	17.13	7.1	14.0	17.13	104	163.31	8.0666	3.48
6/2/2020	17.00	7.1	7.8	17.00	136	187.86	8.6000	3.61
6/3/2020	17.28	6.3	6.8	17.28	157	201.37	7.5333	3.56
6/4/2020	16.75	7.1	22.0	16.75	155	204.61	6.0667	3.04
6/5/2020	18.27	7.1	33.0	18.27	185	213.81	6.1333	2.68
6/6/2020	29.20	7.1	49.0	31.60	184	199.56	6.9091	3.17
6/7/2020	17.40	16.1	23.0	17.40	114	172.69	4.8000	2.17
6/8/2020	16.54	7.1	4.5	16.54	118	175.98	4.8666	2.14
6/9/2020	16.14	16.1	13.0	16.14	156	194.48	4.2000	2.68
6/10/2020	16.04	7.9	7.6	16.04	146	217.57	4.4000	<2
6/11/2020	19.24	10.0	14.0	19.24	147	231.01	4.8666	<2
6/12/2020	16.20	7.1	7.8	16.20	161	197.91	3.2500	<2
6/13/2020	17.53	7.1	4.5	17.53	136	193.75	3.6500	<2
6/14/2020	17.37	5.0	6.8	17.37	137	175	3.4000	<2
6/15/2020	17.65	7.1	4.5	17.65	140	172.26	3.3333	<2
6/16/2020	17.14	5.0	7.8	17.14	147.50	177.73	3.5500	<2

Date	Final Effluent Flow (MGD)	Effluent Enterococci Bacteria (MPN/100mL)	Effluent Fecal Coliform Bacteria (MPN/100mL)	Influent Flow (MGD)	Raw Influent TSS (mg/L)	Raw Influent CBOD (mg/L)	Final Effluent TSS (mg/L)	Final Effluent CBOD (mg/L)
6/17/2020	17.23	5.0	3.9	17.23	161	188.90	3.3000	<2
6/18/2020	17.45	7.1	2.0	17.45	174	186.98	3.7000	2.04
6/19/2020	17.25	10.0	4.5	17.25	174	202.71	3.3000	<2
6/20/2020	15.81	7.1	4.5	15.81	170	222.40	3.4500	<2
6/21/2020	15.56	5.0	6.8	15.56	148	195.90	2.9000	<2
6/22/2020	14.60	7.1	4.5	14.60	153	191.39	3.3500	2.03
6/23/2020	13.85	7.1	2.0	13.85	180	232.98	3.0500	<2
6/24/2020	18.34	5.0	10.1	18.34	188	207.56	4.9500	2.07
6/25/2020	13.40	5.0	21.0	13.40	178	262.12	3.2500	<2
6/26/2020	13.34	5.0	2.0	13.34	160	198.63	3.2500	<2
6/27/2020	20.52	5.0	11.0	22.32	181	190.27	6.0666	<2
6/28/2020	20.92	7.1	49.0	22.44	134	120.67	3.6666	<2
6/29/2020	15.68	7.1	2.0	15.68	157	126.46	3.6500	<2
6/30/2020	16.07	5.0	7.8	16.07	136	155.23	3.3000	<2
7/1/2020	25.96	6.3	7.0	30.19	161	142.30	5.4500	2.04
7/2/2020	15.16	7.1	4.5	15.16	114	116.52	3.4500	<2
7/3/2020	14.55	7.1	7.8	14.55	138	140.78	3.0500	<2
7/4/2020	13.75	5.0	4.5	13.75	119	156.80	3.0500	<2
7/5/2020	13.83	5.0	2.0	13.83	111	114.70	2.9000	<2
7/6/2020	13.84	5.0	2.0	13.84	138	191.14	2.8000	<2
7/7/2020	14.12	5.0	13.0	14.12	171	196.05	3.1500	<2
7/8/2020	14.13	5.0	5.1	14.13	182	228.91	3.2000	<2
7/9/2020	13.53	5.0	22.0	13.53	188	259.40	3.1000	2.11
7/10/2020	13.50	5.0	2.0	13.50	187	256.84	3.6428	2.07
7/11/2020	14.35	7.1	2.0	14.35	205	222.95	3.2000	<2
7/12/2020	13.08	5.0	6.1	13.08	137	244.11	2.9000	<2
7/13/2020	13.81	5.0	2.0	13.81	142	213.52	3.6000	<2
7/14/2020	17.68	5.0	33.0	17.68	244	240.40	5.3000	2.01
7/15/2020	13.63	6.3	10.1	13.63	171	173.04	3.1000	<2
7/16/2020	12.96	7.1	2.0	12.96	158	218.76	2.8500	<2
7/17/2020	18.15	5.0	49.0	18.15	156	217.99	3.8000	<2
7/18/2020	12.54	7.1	2.0	12.54	147	201.20	3.4500	<2
7/19/2020	12.58	7.1	4.0	12.58	129	190.62	2.9000	<2
7/20/2020	14.63	5.0	13.0	14.63	183	195.46	2.9000	<2
7/21/2020	12.12	5.0	2.0	12.12	148	205.54	3.0500	<2
7/22/2020	12.83	5.0	3.9	12.83	168	240.93	3.5000	2.04
7/23/2020	12.96	5.0	4.0	12.96	149	234.65	3.6500	2.64
7/24/2020	12.70	5.0	2.0	12.70	171	246.12	4.3125	2.21
7/25/2020	11.91	5.0	23.0	11.91	167	240.01	2.9000	<2
7/26/2020	12.16	5.0	4.5	12.16	145	207.48	2.7000	<2
7/27/2020	12.03	5.0	2.0	12.03	157	214.52	2.8000	<2
7/28/2020	18.81	5.0	7.8	18.81	172	268.46	4.4500	<2
7/29/2020	12.47	7.9	23.0	12.47	194	217.75	3.6500	<2
7/30/2020	12.52	10.1	2.0	12.52	150	254.87	2.5500	<2
7/31/2020	12.24	7.1	130.0	12.24	174	265.86	3	<2
8/1/2020	11.75	5.0	2.0	11.75	161	271.16	2.8500	<2
8/2/2020	12.63	5.0	4.5	12.63	146	241.28	2.6000	<2
8/3/2020	12.18	5.0	6.8	12.18	157	238.05	3.1000	<2
8/4/2020	15.12	34.9	1,100.0	15.12	192	266.87	5.8000	4
8/5/2020	12.00	6.3	136.7	12.00	165	185.28	3.9500	2.29
8/6/2020	11.89	7.1	22.0	11.89	166	231.05	3.1500	2.15
8/7/2020	12.05	5.0	27.0	12.05	155	272.97	3.8000	2.31
8/8/2020	11.58	5.0	13.0	11.58	162	211.78	3.6500	2.25
8/9/2020	11.81	5.0	9.2	11.81	150	240.74	3.5000	2.26
8/10/2020	11.90	5.0	7.8	11.90	153	231.31	4.1500	2.52
8/11/2020	12.71	5.0	7.8	12.71	168	291.72	3.5000	<2
8/12/2020	11.89	5.0	13.1	11.89	190	280.24	3.3500	<2
8/13/2020	11.98	5.0	49.0	11.98	191	285.72	3.1000	<2



Date	Final Effluent Flow (MGD)	Effluent Enterococci Bacteria (MPN/100mL)	Effluent Fecal Coliform Bacteria (MPN/100mL)	Influent Flow (MGD)	Raw Influent TSS (mg/L)	Raw Influent CBOD (mg/L)	Final Effluent TSS (mg/L)	Final Effluent CBOD (mg/L)
8/14/2020	11.70	5.0	12.0	11.70	182	302.61	3.6250	2.23
8/15/2020	12.32	7.1	33.0	12.32	176	295.16	2.5500	<2
8/16/2020	17.56	5.0	7.8	17.56	149	267.14	4.3000	2.07
8/17/2020	12.99	10.0	230.0	12.99	178	210.49	3.2000	<2
8/18/2020	14.47	7.1	27.0	14.47	167	292.15	2.8000	<2
8/19/2020	12.14	5.0	13.4	12.14	169	229.68	2.5000	<2
8/20/2020	11.40	7.1	70.0	11.40	154	292.58	2.8000	<2
8/21/2020	11.70	7.1	4.5	11.70	173	297.90	2.6000	<2
8/22/2020	11.28	7.1	13.0	11.28	162	292.56	3	<2
8/23/2020	11.21	5.0	4.5	11.21	168	301.85	3.1000	<2
8/24/2020	14.82	5.0	7.8	14.82	154	284.68	4	<2
8/25/2020	11.73	7.1	7.8	11.73	184	279.23	2.9000	<2
8/26/2020	11.23	5.0	74.9	11.23	156	300.77	2.9000	<2
8/27/2020	17.08	7.1	23.0	17.08	168	256.50	4.6000	<2
8/28/2020	11.93	5.0	23.0	11.93	166	240.23	3.3000	<2
8/29/2020	18.09	5.0	2.0	18.09	163	268.41	4.4500	<2
8/30/2020	11.59	7.1	49.0	11.59	117	258.38	3.4500	<2
8/31/2020	11.72	5.0	13.0	11.72	139	265.14	2.7000	<2
9/1/2020	11.55	5.0	13.0	11.55	168	272.19	3.7500	<2
9/2/2020	16.75	5.0	13.0	16.75	205	237.76	3.6500	<2
9/3/2020	12.12	5.0	17.0	12.12	154	250.60	2.8750	<2
9/4/2020	11.41	10.0	33.0	11.41	182	217.31	3.3500	2.16
9/5/2020	10.88	10.0	13.0	10.88	169	242	<2	<2
9/6/2020	10.90	7.1	17.0	10.90	204	269.71	2.3500	<2
9/7/2020	11.34	5.0	4.5	11.34	176	239.88	3.2000	<2
9/8/2020	11.22	7.1	13.0	11.22	169	276.87	3.2500	<2
9/9/2020	11.53	5.0	65.5	11.53	200	274.18	2.6000	<2
9/10/2020	12.08	7.1	17.0	12.08	183	256.12	2.9000	<2
9/11/2020	11.79	5.0	2.0	11.79	203	286.56	3.6500	2.42
9/12/2020	11.05	7.1	17.0	11.05	153	245.79	4.3500	<2
9/13/2020	11.34	7.1	7.8	11.34	156	327.94	2.7000	<2
9/14/2020	11.28	7.1	7.8	11.28	155	293.40	3.8000	<2
9/15/2020	11.14	5.0	22.0	11.14	199	278.97	4	<2
9/16/2020	11.74	6.3	5.9	11.74	198	296.64	4.4500	2.01
9/17/2020	11.70	27.3	33.0	11.70	200	286.98	4.3500	<2
9/18/2020	11.38	7.1	7.8	11.38	209	275.58	3.3500	<2
9/19/2020	11.01	10.0	33.0	11.01	180	280.49	3.2500	<2
9/20/2020	11.20	8.8	17.0	11.20	159	317.63	3.9500	2.01
9/21/2020	11.20	5.0	14.0	11.20	160	288.22	3.4500	<2
9/22/2020	11.49	47.0	79.0	11.49	192	302.46	3.5000	<2
9/23/2020	11.15	23.5	55.7	11.15	185	293.17	2.8500	<2
9/24/2020	11.25	17.6	13.0	11.25	204	317.88	3.2500	<2
9/25/2020	10.73	11.4	2.0	10.73	209	279.75	2.9000	<2
9/26/2020	11.00	25.1	49.0	11.00	192	300.40	2.9000	<2
9/27/2020	11.44	7.1	11.0	11.44	170	325.51	3.4500	<2
9/28/2020	12.08	12.2	7.8	12.08	177	277.52	2.3500	<2
9/29/2020	11.66	16.1	79.0	11.66	288.33	256.89	5.8000	2.27
9/30/2020	22.14	52.7	115.9	24.78	190	248.86	6.8243	3.65
10/1/2020	11.64	114.0	230.0	11.64	177	256.27	4.4666	2.66
10/2/2020	11.70	52.0	49.0	11.70	160	279.45	4.5000	2.77
10/3/2020	11.13	25.2	17.0	11.13	185	272.53	4.0500	2.34
10/4/2020	10.85	7.1	13.0	10.85	184	266.07	4.2000	2.62
10/5/2020	12.01	7.1	46.0	12.01	173	272.21	4.3500	2.29
10/6/2020	11.39	5.0	23.0	11.39	169	303.75	4.6000	2.62
10/7/2020	13.10	22.8	46.2	13.10	181	282.87	5.0500	3.30
10/8/2020	10.79	525.5	330.0	10.79	220	302.44	4.6000	3.03
10/9/2020	10.76	51.7	49.0	10.76	186	320.23	2.9444	<2
10/10/2020	11.12	14.3	6.1	11.12	138	316.50	3.1500	<2

Date	Final Effluent Flow (MGD)	Effluent Enterococci Bacteria (MPN/100mL)	Effluent Fecal Coliform Bacteria (MPN/100mL)	Influent Flow (MGD)	Raw Influent TSS (mg/L)	Raw Influent CBOD (mg/L)	Final Effluent TSS (mg/L)	Final Effluent CBOD (mg/L)
10/11/2020	10.72	7.1	7.8	10.72	162	410.37	3.2500	<2
10/12/2020	12.23	7.1	7.8	12.23	145	309.56	4.0500	<2
10/13/2020	30.05	10.0	49.0	31.48	175	255.24	6.7333	2.49
10/14/2020	12.38	10.0	54.7	12.38	126	192.40	4	2.20
10/15/2020	12.33	7.1	23.0	12.33	155	228.35	3.4000	<2
10/16/2020	20.16	7.1	7.8	20.21	188	274.79	5.9500	2.23
10/17/2020	26.12	10.0	49.0	48.41	107	127.26	5.2105	2.07
10/18/2020	12.89	7.1	4.0	12.89	113	257.16	3.2000	<2
10/19/2020	12.94	5.0	23.0	12.94	216	146.53	3.6000	2.16
10/20/2020	13.79	5.0	4.5	13.79	148	240.35	3.2000	<2
10/21/2020	13.27	5.0	12.2	13.27	161	241.21	3.0500	<2
10/22/2020	11.98	12.4	4.5	11.98	162	310.16	3.5000	<2
10/23/2020	11.90	7.1	2.0	11.90	202	303.83	3.3333	<2
10/24/2020	12.19	5.0	7.8	12.19	161	303.12	3.4500	<2
10/25/2020	12.43	7.1	13.0	12.43	157	274.04	4.7000	2.42
10/26/2020	13.38	17.3	13.0	13.38	156	355.48	5	4.52
10/27/2020	12.88	12.2	33.0	12.88	181	282.25	4.7000	<2
10/28/2020	15.78	16.7	33.0	15.78	221	278.05	5.4000	2.66
10/29/2020	27.58	27.0	13.0	43.24	169	280.24	8.8000	3.23
10/30/2020	24.96	7.1	13.0	25.02	83	131.47	8.7222	4.29
10/31/2020	14.18	10.0	13.0	14.18	131	298.84	4.5333	3.09
11/1/2020	23.54	5.0	7.8	29.46	124	260.80	5.6000	2.25
11/2/2020	15.38	7.1	70.0	15.38	100	135.78	4.9500	<2
11/3/2020	14.00	7.1	4.5	14.00	137	245.39	6.4667	2.01
11/4/2020	14.26	6.3	20.7	14.26	143	228.92	5.3333	<2
11/5/2020	14.05	10.0	17.0	14.05	215	298.86	4.4500	2.08
11/6/2020	13.58	7.1	7.8	13.58	169	222.39	4.6500	<2
11/7/2020	12.94	7.1	7.8	12.94	149	262.42	4.3000	<2
11/8/2020	13.01	8.7	7.8	13.01	141	225.31	5.8000	2.54
11/9/2020	13.93	7.1	7.8	13.93	145	269.61	5.8000	2.44
11/10/2020	14.30	5.0	4.5	14.30	214	271.52	5.2000	<2
11/11/2020	13.98	7.9	13.4	13.98	166	277.17	4.0500	<2
11/12/2020	14.37	7.1	9.2	14.37	169	272.70	4.1500	<2
11/13/2020	16.15	10.0	17.0	16.15	169	247.65	5.1000	<2
11/14/2020	13.33	10.0	2.0	13.33	153	229.30	4.6500	<2
11/15/2020	17.63	7.1	2.0	17.63	143	254.30	5.7500	2.19
11/16/2020	16.95	10.0	7.8	18.31	141.50	179.93	5.4500	<2
11/17/2020	13.28	7.1	4.5	13.28	147	224.06	5.5333	2.58
11/18/2020	12.67	5.0	4.5	12.67	143	218.02	4.7500	<2
11/19/2020	13.01	7.1	2.0	13.01	178	244.74	3.9500	<2
11/20/2020	12.82	5.0	4.0	12.82	153	296.14	4.6000	2.44
11/21/2020	12.97	8.8	6.1	12.97	168	240.97	2.9500	2.20
11/22/2020	13.15	7.1	4.0	13.15	157	222.68	4.4706	2.20
11/23/2020	29.34	7.1	4.0	43.43	159	213.37	6.2000	3.10
11/24/2020	14.80	7.1	4.0	14.80	132	234.16	6.1333	3.23
11/25/2020	14.86	7.9	3.7	14.86	142	272.27	4.8500	2.63
11/26/2020	23.81	12.2	11.0	28.74	146	202.45	4.9500	2.69
11/27/2020	14.86	5.0	13.0	14.86	123	223.59	4.1500	2.94
11/28/2020	14.69	7.1	7.8	14.69	139	185.25	4	2.56
11/29/2020	14.21	5.0	6.8	14.21	143	259.44	3.7500	2.54
11/30/2020	29.08	8.8	17.0	54.44	149	227.28	6.7500	5.25
12/1/2020	30.59	7.1	6.8	40.82	73	80.30	8.1333	3.92
12/2/2020	22.37	7.9	4.5	22.37	92	145	5.7333	2.90
12/3/2020	20.25	7.1	2.0	20.25	89	126.33	5.4000	2.45
12/4/2020	19.57	8.7	13.0	19.57	106	178.26	4.8500	2.29
12/5/2020	36.53	7.1	7.8	80.85	116	144.56	7.1323	2.43
12/6/2020	31.25	10.0	7.8	31.44	48.500	88.85	10	4.25
12/7/2020	26.57	7.1	4.5	26.57	137	135.39	7.0042	2.39

Date	Final Effluent Flow (MGD)	Effluent Enterococci Bacteria (MPN/100mL)	Effluent Fecal Coliform Bacteria (MPN/100mL)	Influent Flow (MGD)	Raw Influent TSS (mg/L)	Raw Influent CBOD (mg/L)	Final Effluent TSS (mg/L)	Final Effluent CBOD (mg/L)
12/8/2020	24.45	7.1	4.5	24.45	99	191.22	5.8572	<2
12/9/2020	23.50	6.3	5.6	23.50	87	146.49	4.9375	<2
12/10/2020	21.92	5.0	13.0	21.92	122	133.29	5.1875	2.09
12/11/2020	21.59	7.1	2.0	21.59	126	202.10	4.5625	<2
12/12/2020	28.37	5.0	4.5	31.09	128	162.14	4.8500	<2
12/13/2020	21.11	7.1	2.0	21.11	86	125.21	4.7000	<2
12/14/2020	22.57	7.1	2.0	22.57	100.50	186.71	5	2.08
12/15/2020	19.70	8.7	2.0	19.70	155	205.37	4.6875	<2
12/16/2020	19.35	5.0	5.9	19.35	126	175.35	6.8125	<2
12/17/2020	19.32	7.1	2.0	19.32	71	211.42	5.1000	<2
12/18/2020	19.23	5.0	2.0	19.23	123	256.80	5.2500	<2
12/19/2020	18.97	7.1	2.0	18.97	116	162.61	5.5414	<2
12/20/2020	19.05	5.0	7.8	19.05	113	164.69	6.1850	<2
12/21/2020	19.32	5.0	9.2	19.32	126	214.22	5.1875	2.06
12/22/2020	19.01	5.0	13.0	19.01	142	215.79	5.6250	2.19
12/23/2020	17.99	5.0	4.5	17.99	145	227.55	5.4500	<2
12/24/2020	26.96	5.0	2.0	26.96	142	180.74	6.1000	2.11
12/25/2020	39.09	12.2	6.8	87.63	159	102.35	10.500	2.69
12/26/2020	39.49	12.4	2.0	40.84	62.143	46.34	10.364	2.25
12/27/2020	31.31	7.1	17.0	31.31	98	86.14	8.7000	2.21
12/28/2020	29.15	10.0	9.2	29.15	62.500	104.87	7	<2
12/29/2020	26.69	12.4	4.5	26.69	78	111.67	7	<2
12/30/2020	25.83	5.0	2.0	25.83	102	116.92	6	<2
12/31/2020	27.32	5.0	4.5	27.32	122	115.12	6.2500	<2

***SLUDGE DATA***

***BUCKLIN POINT***

### Bucklin Point Metals Loading from Final Sludge (lbs/yr)

Year	Arsenic	Beryllium	Cadmium	Chromium	Copper	Lead	Mercury	Molybdenum	Nickel	Selenium	Silver	Zinc	Cyanide
1994	16.2		35.4	655.5	3839.7	723.4	84.2		627.6		171.3	4234.5	64.3
1995			35.8	681.0	4306.7	551.8	55.9		539.8		126.2	3495.8	57.6
1996													
1997	16.0		52.9	1177.6	4589.3	1183.6	16.0		1074.4		339.8	4349.4	58.9
1998	12.2		44.8	1263.0	4743.4	1128.3	12.2		977.8		463.4	5838.9	27.7
1999	11.1		44.4	993.6	3906.8	930.3	11.1		716.9		473.0	5945.8	24.3
2000	38.3		60.8	1304.1	5164.7	1073.2	16.8	171.8	1345.4		467.7	7104.0	24.8
2001	57.8	13.6	38.6	1003.3	4132.9	900.1	12.0	167.4	985.3	44.4	371.2	6336.5	33.6
2002	43.7	6.1	27.1	755.0	4565.0	1034.3	18.0	148.9	840.7	37.6	385.8	7226.0	13.3
2003	30.2	6.6	29.2	2669.3	3439.4	772.3	10.0	69.3	868.1	32.1	273.0	5973.1	8.9
2004	27.6	7.3	45.5	851.5	3733.7	739.0	11.6	62.0	794.7	36.1	225.0	6759.2	7.6
2005	18.8	5.9	30.9	969.5	4468.6	682.1	8.9	77.4	781.5	32.5	153.0	5469.7	10.3
2006	25.5	2.0	24.4	2398.8	3657.0	713.0	6.8	37.1	1089.2	33.9	165.4	4953.9	12.0
2007	11.2	5.2	25.7	4143.3	4676.1	633.5	9.3	70.7	1389.7	14.4	177.5	5635.0	22.8
2008	8.9	14.1	23.3	5594.6	4209.5	585.4	36.0	84.7	1568.6	17.4	116.8	5519.0	27.4
2009	18.1	8.2	20.6	1054.3	3132.4	516.6	4.6	79.6	438.2	14.6	62.5	4895.0	19.3
2010	20.7	7.0	17.5	619.0	3075.2	445.7	14.4	74.3	318.1	14.6	58.1	3949.5	17.1
2011	19.3	9.0	13.9	499.9	2159.5	474.2	4.9	90.0	294.1	15.1	66.4	3583.1	14.5
2012	18.2	8.4	13.5	370.6	2502.2	370.7	4.3	84.3	269.2	16.0	56.8	3388.8	24.9
2013	21.1	1.9	11.7	349.5	2493.6	381.4	4.0	45.4	271.9	21.2	54.1	3264.5	19.6
2014	26.7	2.6	11.1	434.6	3278.0	374.7	2.9	51.7	336.3	30.4	58.0	3510.2	19.2
2015	25.4	2.3	7.4	422.7	3125.3	367.9	3.3	49.2	346.2	31.9	54.6	3620.0	21.8
2016	24.1	2.2	5.8	397.5	2872.2	365.9	3.9	54.1	347.5	28.4	80.7	3620.5	17.9
2017	19.4	2.2	7.1	678.0	2497.0	324.5	2.3	45.3	520.9	26.9	61.2	3191.8	10.5
2018	21.6	8.8	14.6	369.7	2333.5	360.7	1.4	47.9	272.7	24.8	62.8	3149.7	14.4
2019	22.7	10.1	15.2	388.1	2819.8	416.4	3.5	56.5	332.2	30.2	63.8	3429.2	19.2
2020	18.9	9.5	14.3	278.4	2641.6	400.5	2.9	54.0	242.4	27.5	87.5	3270.3	18.4

\*Laboratory calculation methodology was changed in 2018; 2017 data and earlier may be slightly underestimated by previous method.

### Bucklin Point Metals Concentrations in Final Sludge

	Sludge	Arsenic	Beryllium	Cadmium	Chromium	Copper	Lead	Mercury	Molybdenum	Nickel	Selenium	Silver	Zinc	Cyanide
Date	Dry Tons	mg/kg	mg/kg	mg/kg	mg/kg	mg/kg	mg/kg	mg/kg	mg/kg	mg/kg	mg/kg	mg/kg	mg/kg	mg/kg
01/15/2020	6.82	3.90	<2.479	<3.718	60.2	572	64	0.731	<12.393	58.5	7.71	26.6	649	3.9
01/28/2020	11.63	4.47	<2.399	<3.599	52.3	569	59.4	1.31	<11.995	50.6	6.35	23.8	620	7.1
02/04/2020	7.88	3.62	<2.397	<3.596	50.6	535	60.9	0.586	<11.987	48.4	5.44	22.7	593	10.3
02/18/2020		4.46	<2.494	<3.742	65.2	628	72.6	0.961	13.7	59.4	6.68	24.5	734	10.5
03/03/2020	6.70	4.37	<2.312	<3.468	75.3	618	67.4	1.41	11.9	64.1	5.98	22	671	8.1
03/31/2020	7.05	4.65	<2.333	<3.499	74.9	629	76.1	0.732	11.8	69.2	6.46	22.4	713	5.2
04/07/2020	7.32	4.57	<2.365	<3.548	80	660	84.9	0.761	13.8	69	7.52	22.7	740	2.5
04/28/2020	6.97	4.88	<2.277	<3.416	76.4	599	95.2	0.164	12.3	66.7	6.87	21	721	<2.11
05/05/2020	13.91	5.02	<2.238	<3.357	73.3	606	96.1	0.134	12.4	78.8	7.48	20.9	744	5.19
05/26/2020	5.37	4.84	<2.336	<3.504	65.1	592	89.6	0.826	11.9	66.3	7.11	17.3	767	2.77
06/02/2020	5.92	4.65	<2.214	<3.322	66.1	614	90.3	0.604	11.7	77.3	7.42	15.7	769	2.25
06/23/2020	4.64	4.94	<2.240	<3.361	72.7	652	91.6	0.159	13	85	7.90	16.1	851	<1.89
07/07/2020	7.04	5.21	<2.238	<3.357	70.3	674	166	0.495	13.1	70.7	7.61	17.5	903	<2.17
07/28/2020	7.16	5.42	<2.201	<3.302	62.6	683	170	0.758	13.5	58.2	7.38	17.7	953	2.07
08/04/2020	6.75	4.58	<2.230	<3.346	58	600	154	0.203	12.2	50.8	6.06	17.6	855	<1.090
08/25/2020	6.79	4.71	<2.478	<3.717	57.9	626	149	0.203	12.7	51.4	6.15	18.6	894	<2.37
09/01/2020	6.50	4.35	<2.381	<3.571	65.9	685	163	0.216	14.3	51.9	6.16	22.4	988	<2.16
09/29/2020	7.31	4.45	<2.199	<3.298	60.8	735	160	0.228	15	51.1	6.69	22.9	967	<1.98
10/06/2020	7.17	5.05	<2.256	<3.383	58.7	703	76.6	0.247	15.3	51.4	8.04	23.1	961	2.54
10/27/2020	6.34	4.78	<2.278	<3.417	73	669	68.1	1.28	15.4	52.3	7.83	25	894	3.33
11/03/2020	6.14	4.10	<2.296	<3.444	74.7	599	61.7	3.40	13.9	45.6	4.71	23.2	769	3.80
11/24/2020	6.79	4.55	<2.520	<3.780	88.8	792	68.6	0.868	15.8	47.8	5.65	26.1	837	<2.53
12/01/2020	7.12	4.36	<2.460	<3.690	75.3	723	62.8	0.753	13.6	41.9	6.41	23.6	782	22.6
12/29/2020	5.71	4.37	<2.443	<3.665	72.9	739	74.5	0.279	13.2	45.2	5.13	22.3	755	3.89

**Bucklin Point Metals Loading from Final Sludge (lbs/yr)**

**Bucklin Point sludge monthly mean concentrations (ppm)**

Month	Arsenic	Beryllium	Cadmium	Chromium	Copper	Lead	Mercury	Molybdenum	Nickel	Selenium	Silver	Zinc	Cyanide
January	4.19	2.44	3.66	56.25	570.50	61.70	1.02	12.19	54.55	7.03	25.20	634.50	5.50
February	4.04	2.45	3.67	57.90	581.50	66.75	0.77	12.84	53.90	6.06	23.60	663.50	10.40
March	4.51	2.32	3.48	75.10	623.50	71.75	1.07	11.85	66.65	6.22	22.20	692.00	6.65
April	4.73	2.32	3.48	78.20	629.50	90.05	0.46	13.05	67.85	7.20	21.85	730.50	2.31
May	4.93	2.29	3.43	69.20	599.00	92.85	0.48	12.15	72.55	7.30	19.10	755.50	3.98
June	4.80	2.23	3.34	69.40	633.00	90.95	0.38	12.35	81.15	7.66	15.90	810.00	2.07
July	5.32	2.22	3.33	66.45	678.50	168.00	0.63	13.30	64.45	7.50	17.60	928.00	2.12
August	4.65	2.35	3.53	57.95	613.00	151.50	0.20	12.45	51.10	6.11	18.10	874.50	1.73
September	4.40	2.29	3.43	63.35	710.00	161.50	0.22	14.65	51.50	6.43	22.65	977.50	2.07
October	4.92	2.27	3.40	65.85	686.00	72.35	0.76	15.35	51.85	7.94	24.05	927.50	2.94
November	4.33	2.41	3.61	81.75	695.50	65.15	2.13	14.85	46.70	5.18	24.65	803.00	3.17
December	4.37	2.45	3.68	74.10	731.00	68.65	0.52	13.40	43.55	5.77	22.95	768.50	13.25

**Bucklin Point sludge monthly total load (lbs/month)**

Month	Arsenic	Beryllium	Cadmium	Chromium	Copper	Lead	Mercury	Molybdenum	Nickel	Selenium	Silver	Zinc	Cyanide	Sludge
January	1.33	0.78	1.17	17.93	181.90	19.67	0.33	3.89	17.39	2.24	8.03	202.30	1.75	318,840
February	1.22	0.74	1.11	17.51	175.89	20.19	0.23	3.88	16.30	1.83	7.14	200.70	3.15	302,480
March	1.72	0.88	1.33	28.59	237.38	27.32	0.41	4.51	25.37	2.37	8.45	263.46	2.53	380,720
April	1.80	0.88	1.32	29.74	239.44	34.25	0.18	4.96	25.81	2.74	8.31	277.85	0.88	380,360
May	1.59	0.74	1.10	22.27	192.76	29.88	0.15	3.91	23.35	2.35	6.15	243.12	1.28	321,800
June	1.67	0.78	1.17	24.20	220.71	31.71	0.13	4.31	28.30	2.67	5.54	282.43	0.72	348,680
July	2.04	0.85	1.28	25.54	260.76	64.57	0.24	5.11	24.77	2.88	6.76	356.65	0.81	384,320
August	1.54	0.78	1.17	19.22	203.36	50.26	0.07	4.13	16.95	2.03	6.00	290.11	0.57	331,740
September	1.51	0.79	1.18	21.75	243.81	55.46	0.08	5.03	17.69	2.21	7.78	335.67	0.71	343,400
October	1.78	0.82	1.23	23.87	248.72	26.23	0.28	5.57	18.80	2.88	8.72	336.27	1.06	362,560
November	1.35	0.75	1.13	25.48	216.76	20.30	0.67	4.63	14.55	1.61	7.68	250.26	0.99	311,660
December	1.31	0.74	1.11	22.30	220.02	20.66	0.23	4.03	13.11	1.74	6.91	231.30	6.80	300,980
<b>Annual Total</b>	<b>18.87</b>	<b>9.53</b>	<b>14.29</b>	<b>278.42</b>	<b>2,641.50</b>	<b>400.50</b>	<b>2.98</b>	<b>53.96</b>	<b>242.39</b>	<b>27.54</b>	<b>87.48</b>	<b>3,270.13</b>	<b>21.26</b>	<b>4,087,540</b>

***INFLUENT AND EFFLUENT  
NUTRIENTS***

***BUCKLIN POINT***



**Bucklin Point Influent and Effluent Nutrients 2020**

Bucklin Point Influent Nutrients								Bucklin Point Effluent Nutrients									
	Nitrite NO <sub>2</sub>	Nitrate NO <sub>3</sub>	Nitrate NO <sub>3</sub>	Nitrite NO <sub>2</sub>	Ammonia NH <sub>3</sub>	TKN	Total Phosphorus	Total Nitrogen		Nitrite NO <sub>2</sub>	Nitrate NO <sub>3</sub>	Nitrate NO <sub>3</sub>	Nitrite NO <sub>2</sub>	Ammonia NH <sub>3</sub>	TKN	Total Phosphorus	Total Nitrogen
Date	ppm as N	ppm as N	ppm as N	ppm as N	ppm as N	ppm as N	ppm as P	ppm as N	Date	ppm as N	ppm as N	ppm as N	ppm as N	ppm as N	ppm as N	ppm as P	ppm as N
01/01/20	0.124	0.611	0.735	14.1	23.1			23.8	01/01/20	0.0244	6.08	6.10	<0.100	1.33			7.43
01/06/20	0.118	0.376	0.494	18.7	29.7			30.2	01/06/20	0.0198	3.59	3.61	<0.100	1.36			4.97
01/07/20	0.0960	0.362	0.458	18	28.7	3.27		29.2	01/07/20	0.0255	4.42	4.45	0.115	1.53	2.16		5.98
01/08/20	0.0824	0.316	0.398	19.2	30.2			30.6	01/08/20	0.0360	4.59	4.63	0.240	1.57			6.20
01/13/20	0.149	0.217	0.366	22.6	33.7			34.1	01/13/20	0.0218	5.37	5.39	0.134	1.91			7.30
01/14/20	0.140	0.151	0.291	20.5	32.8	3.55		33.1	01/14/20	0.0214	5.70	5.72	<0.100	1.76	2.90		7.48
01/15/20	0.182	<0.100	0.229	19.7	31			31.2	01/15/20	0.0243	5.43	5.45	<0.100	1.45			6.90
01/20/20	0.141	0.302	0.443	21.7	31.5			31.9	01/20/20	0.0759	5.59	5.67	1.66	4			9.67
01/21/20	0.134	0.204	0.338	21.8	32	3.58		32.3	01/21/20	0.0915	8.45	8.54	3.65	7.65	2.79		16.2
01/22/20	0.0974	0.162	0.259	22.6	33			33.3	01/22/20	0.0777	7.60	7.68	0.764	2.77			10.4
01/27/20	0.107	0.443	0.550	22.1	31.5			32	01/27/20	0.0749	7.11	7.18	0.286	1.86			9.04
01/28/20	0.103	0.302	0.405	22.5	31	3.54		31.4	01/28/20	0.0823	5.45	5.53	0.403	1.91	2.87		7.44
01/29/20	0.116	0.270	0.386	22.1	31.5			31.9	01/29/20	0.0816	6.61	6.69	0.260	1.77			8.46
02/03/20	0.140	<0.100	0.202	22.9	35.5			35.7	02/03/20	0.0619	7.22	7.28	0.195	1.43			8.71
02/04/20	0.123	<0.100	0.176	24.9	36.5	4.26		36.7	02/04/20	0.0439	6.30	6.34	<0.100	1.55	3.54		7.89
02/05/20	0.0930	<0.100	0.177	24	35.2			35.4	02/05/20	0.0545	4.78	4.83	1.21	2.58			7.41
02/10/20	0.152	<0.100	0.237	22.7	35.5			35.7	02/10/20	0.0126	7.88	7.89	<0.100	1.63			9.52
02/11/20	0.0632	0.317	0.380	18.1	29.2	3.62		29.6	02/11/20	0.0132	7.53	7.54	<0.100	1.39	2.20		8.93
02/12/20	0.0865	0.336	0.423	19.5	30			30.4	02/12/20	0.0181	9.07	9.09	<0.100	1.19			10.3
02/17/20	0.110	0.250	0.360	20.7	31			31.4	02/17/20	0.0224	8.81	8.83	0.142	0.602			9.43
02/18/20	0.0826	0.290	0.373	20.1	32.7	3.55		33.1	02/18/20	0.0454	8.22	8.27	0.333	1.21	2.74		9.48
02/19/20	0.0843	0.299	0.383	20.5	36			36.4	02/19/20	0.0586	6.73	6.79	0.431	1.19			7.98
02/24/20	0.107	<0.100	0.182	23.1	41.7			41.9	02/24/20	0.0730	4.38	4.45	3.46	4.67			9.12
02/25/20	0.0936	<0.100	0.139	22.9	35.5	3.76		35.6	02/25/20	0.0626	7.68	7.74	0.802	1.62	2.54		9.36
02/26/20	0.0396	<0.100	0.103	23	36.7			36.8	02/26/20	0.0435	7.81	7.85	0.397	1.54			9.39
03/02/20	0.201	<0.100	0.216	23.2	34.2			34.4	03/02/20	0.0242	3	3.02	0.160	1.66			4.68
03/03/20	0.0601	<0.100	<0.100	23.4	35.8	3.63		35.8	03/03/20	0.0383	2.96	3	1.39	2.66	1.44		5.66
03/04/20	0.185	<0.100	0.163	21	32			32.2	03/04/20	0.0760	3.85	3.93	1.13	2.30			6.23
03/09/20	0.0670	0.156	0.223	22.9	33.2			33.4	03/09/20	0.0698	4.35	4.42	1.38	2.53			6.95
03/10/20	0.0222	<0.100	<0.100	29.1	41.5	4.29		41.5	03/10/20	0.0793	4.82	4.90	1.10	2.01	2.40		6.91
03/11/20	0.0377	<0.100	<0.100	25.3	41			41	03/11/20	0.0694	5	5.07	0.657	1.63			6.70
03/16/20	0.0955	<0.100	0.120	23.6	37.2			37.3	03/16/20	0.0739	4.42	4.49	0.916	1.69			6.18
03/17/20	0.0919	<0.100	0.135	21.2	38.2	3.84		38.3	03/17/20	0.0887	5.06	5.15	1.02	1.86	2.43		7.01
03/18/20	0.0385	<0.100	<0.100	22.7	38.5			38.5	03/18/20	0.0838	4.80	4.88	0.643	1.90			6.78
03/23/20	0.0793	<0.100	0.136	23.6	39			39.1	03/23/20	0.0514	3.99	4.04	0.642	1.95			5.99
03/24/20	0.0666	0.562	0.629	11.9	21.5	3.26		22.1	03/24/20	0.0488	4.79	4.84	0.582	1.53	2.12		6.37
03/25/20	0.116	0.608	0.724	18.1	28.2			28.9	03/25/20	0.0772	4.77	4.85	0.606	1.52			6.37
03/30/20	<0.250	0.49		12	16			16	03/30/20	<0.250	2.2		1.5	2.3			4.5
03/31/20				15	24	2.84			03/31/20	<0.250	3.2		1.3	2.2	1.79		5.4
04/01/20	0.210	0.29		14	25			26	04/01/20	0.122	3.9		1.4	2.7			6.6
04/02/20									04/02/20	0.0958	2.76	2.86	1.42	2.90	2.35		5.76
04/06/20	0.204	0.290	0.494	16.7	25.2			25.7	04/06/20	0.0660	2.62	2.69	0.884	2.06			4.75
04/07/20	0.251	0.138	0.389	16.5	28	3.02		28.4	04/07/20	0.0603	2.43	2.49	0.830	1.79	2.07		4.28

**Bucklin Point Influent and Effluent Nutrients 2020**

Bucklin Point Influent Nutrients								Bucklin Point Effluent Nutrients							
	Nitrite NO <sub>2</sub>	Nitrate NO <sub>3</sub>	Nitrate/Nitrite NO <sub>3</sub> /NO <sub>2</sub>	Ammonia NH <sub>3</sub>	TKN	Total Phosphorus	Total Nitrogen		Nitrite NO <sub>2</sub>	Nitrate NO <sub>3</sub>	Nitrate/Nitrite NO <sub>3</sub> /NO <sub>2</sub>	Ammonia NH <sub>3</sub>	TKN	Total Phosphorus	Total Nitrogen
Date	ppm as N	ppm as N	ppm as N	ppm as N	ppm as N	ppm as P	ppm as N	Date	ppm as N	ppm as N	ppm as N	ppm as N	ppm as N	ppm as P	ppm as N
04/08/20	0.212	0.120	0.332	17.6	26.5		26.8	04/08/20	0.0638	3.89	3.95	0.555	1.57		5.52
04/13/20	0.145	0.241	0.386	14.1	21.2		21.6	04/13/20	0.0428	2.24	2.28	0.115	1.22		3.50
04/14/20	0.191	0.949	1.14	8.97	13.3	1.42	14.4	04/14/20	0.0857	3.03	3.12	1.71	2.96	1.83	6.08
04/15/20	0.158	1.21	1.37	13.2	20.1		21.5	04/15/20	0.0839	1.85	1.93	2.29	2.99		4.92
04/20/20	0.208	0.497	0.705	14.8	22.8		23.5	04/20/20	0.124	2.73	2.85	1.16	2.13		4.98
04/21/20	0.156	0.582	0.738	14.4	22.5	2.53	23.2	04/21/20	0.0707	1.74	1.81	0.744	1.74	1.44	3.55
04/22/20	0.119	0.714	0.833	12	18.9		19.7	04/22/20	0.106	3.53	3.64	0.952	1.91		5.55
04/27/20	0.0963	0.669	0.765	12.8	19.9		20.7	04/27/20	0.0740	3.26	3.33	1	4.80		8.13
04/28/20	0.138	0.694	0.832	14.1	22.3	2.42	23.1	04/28/20	0.0752	3.15	3.23	0.348	1.43	1.74	4.66
04/29/20	0.629	0.441	1.07	10.7	18.5		19.6	04/29/20	0.0685	2.93	3	0.512	1.81		4.81
05/04/20	0.180	0.779	0.959	13.3	18.9		19.9	05/04/20	0.0757	2.37	2.45	0.626	1.65		4.10
05/05/20	0.179	0.648	0.827	13.5	19.4	2.24	20.2	05/05/20	0.0639	2.58	2.64	0.321	1.54	1.69	4.18
05/06/20	0.142	0.515	0.657	14	22.8		23.5	05/06/20	0.0657	2.27	2.34	0.395	1.57		3.91
05/11/20	0.247	<0.100	0.306	15.6	24.2		24.5	05/11/20	0.0634	2.02	2.08	0.501	1.60		3.68
05/12/20	0.231	<0.100	0.262	14	23.2	2.70	23.5	05/12/20	0.0792	2.53	2.61	0.137	1.48	1.76	4.09
05/13/20	0.178	<0.100	0.190	15.5	23.7		23.9	05/13/20	0.0837	2.67	2.75	0.426	1.59		4.34
05/18/20	0.110	0.296	0.406	17.2	25.5		25.9	05/18/20	0.0993	2.65	2.75	0.723	2.15		4.90
05/19/20	0.0987	0.267	0.366	18.8	27.2	3.11	27.6	05/19/20	0.105	3.71	3.82	0.780	2.45	2.55	6.27
05/20/20	0.0725	<0.100	0.112	19.1	29.7		29.8	05/20/20	0.0860	2.21	2.30	0.711	2.25		4.55
05/25/20	0.0463	<0.100	<0.100	19.3	29.2		29.2	05/25/20	0.0722	2.69	2.76	0.188	1.71		4.47
05/26/20	0.0242	<0.100	<0.100	19.9	30.8	3.35	30.8	05/26/20	0.0792	2.17	2.25	0.271	2.05	2.67	4.30
05/27/20	0.0350	<0.100	<0.100	19	28.5		28.5	05/27/20	0.0800	2.02	2.10	0.185	1.78		3.88
06/01/20	0.0281	<0.100	<0.100	20.7	30		30	06/01/20	0.0926	3.87	3.96	0.763	1.95		5.91
06/02/20	0.0236	<0.100	<0.100	21.9	34.5	3.81	34.5	06/02/20	0.0849	3.82	3.90	0.322	1.74	3.16	5.64
06/03/20	0.0231	<0.100	<0.100	21	34.7		34.7	06/03/20	0.0675	2.10	2.17	0.833	2.31		4.48
06/04/20								06/04/20	0.0684	1.64	1.71	0.221	1.62		3.33
06/05/20								06/05/20			1.68	0.355	1.71		3.39
06/08/20	0.0236	<0.100	<0.100	22	33.7		33.7	06/08/20	0.0554	2.56	2.62	0.308	1.56		4.18
06/09/20	0.0211	<0.100	<0.100	21.2	34	4.05	34	06/09/20	0.0562	2.18	2.24	0.171	1.45	2.67	3.69
06/10/20	0.0273	<0.100	<0.100	22.8	34.2		34.2	06/10/20	0.0516	2.36	2.41	0.200	1.33		3.74
06/15/20	0.0235	<0.100	<0.100	22.5	34.7		34.7	06/15/20	0.0363	2.98	3.02	<0.100	1.04		4.06
06/16/20	0.0331	<0.100	<0.100	23	35.7	4.11	35.7	06/16/20	0.0514	2.94	2.99	0.140	1.40	2.95	4.39
06/17/20	0.0240	<0.100	<0.100	23.2	36.7		36.7	06/17/20	0.0595	2.33	2.39	0.224	1.32		3.71
06/22/20	0.0275	<0.100	<0.100	25.3	38.5		38.5	06/22/20	0.0531	2.18	2.23	0.615	1.80		4.03
06/23/20	0.0209	<0.100	<0.100	24.6	37.8	4.17	37.8	06/23/20	0.0436	1.51	1.55	0.305	1.41	2.85	2.96
06/24/20	0.0264	<0.100	<0.100	24	40		40	06/24/20	0.0310	0.779	0.810	0.823	2.03		2.84
06/29/20	0.504	<0.100	0.593	16.5	26.7		27.3	06/29/20	0.0523	2.70	2.75	0.284	1.40		4.15
06/30/20	0.229	<0.100	0.209	19.3	32.2	3.67	32.4	06/30/20	0.0608	1.26	1.32	0.267	1.23	2.47	2.55
07/01/20	0.464	<0.100	0.370	17.1	29.2		29.6	07/01/20	0.0486	1.42	1.47	0.607	1.72		3.19
07/06/20	0.173	<0.100	0.141	20.1	31		31.1	07/06/20	0.0542	1.68	1.73	0.275	1.41		3.14
07/07/20	0.157	<0.100	0.117	19.7	31.6	4.07	31.7	07/07/20	0.0505	1.57	1.62	<0.100	1.24	2.76	2.86
07/08/20	0.0244	<0.100	<0.100	20.4	36.7		36.7	07/08/20	0.0353	1.12	1.16	0.151	1.55		2.71
07/13/20	0.0918	<0.100	<0.100	23	36		36	07/13/20	0.0321	0.878	0.910	0.481	1.57		2.48

**Bucklin Point Influent and Effluent Nutrients 2020**

Bucklin Point Influent Nutrients								Bucklin Point Effluent Nutrients							
	Nitrite NO <sub>2</sub>	Nitrate NO <sub>3</sub>	NitrateNitrite NO <sub>3</sub> NO <sub>2</sub>	Ammonia NH <sub>3</sub>	TKN	Total Phosphorus	Total Nitrogen		Nitrite NO <sub>2</sub>	Nitrate NO <sub>3</sub>	NitrateNitrite NO <sub>3</sub> NO <sub>2</sub>	Ammonia NH <sub>3</sub>	TKN	Total Phosphorus	Total Nitrogen
Date	ppm as N	ppm as N	ppm as N	ppm as N	ppm as N	ppm as P	ppm as N	Date	ppm as N	ppm as N	ppm as N	ppm as N	ppm as N	ppm as P	ppm as N
07/14/20	0.0879	<0.100	<0.100	21.9	37.5	4.64	37.5	07/14/20	0.0348	1.03	1.06	0.515	1.77	2.32	2.83
07/15/20	0.431	<0.100	0.274	18.1	31		31.3	07/15/20	0.0330	1.04	1.07	0.191	1.41		2.48
07/20/20	0.0884	<0.100	<0.100	23	34.2		34.2	07/20/20	0.0602	1.71	1.77	0.123	1.28		3.05
07/21/20	0.163	<0.100	0.115	23.2	35.6	4.35	35.7	07/21/20	0.0621	1.88	1.94	0.175	1.34	2.72	3.28
07/22/20	0.103	<0.100	<0.100	27.6	41		41	07/22/20	0.0543	2.02	2.07	0.343	1.59		3.66
07/27/20	0.0287	<0.100	<0.100	25.6	39.2		39.2	07/27/20	0.0626	1.69	1.75	0.143	1.30		3.05
07/28/20	0.0237	<0.100	<0.100	25	40.2	4.53	40.2	07/28/20	0.0528	0.957	1.01	0.633	1.85	2.81	2.86
07/29/20	0.0275	<0.100	<0.100	20.8	34		34	07/29/20	0.0531	1.23	1.28	0.171	1.45		2.73
08/03/20	0.0319	<0.100	<0.100	28.5	42.2		42.2	08/03/20	0.0577	1.77	1.83	0.155	1.49		3.32
08/04/20	0.0258	<0.100	<0.100	28	42	4.80	42	08/04/20	0.0420	0.638	0.680	4.41	6.25	5.20	6.93
08/05/20	0.185	<0.100	<0.100	21.8	34		34	08/05/20	0.0794	2.38	2.46	1.27	2.41		4.87
08/10/20	0.0324	<0.100	0.111	28.8	39.2		39.3	08/10/20	0.0470	1.81	1.86	0.118	1.36		3.22
08/11/20	0.0790	<0.100	<0.100	29.7	43	4.59	43	08/11/20	0.0418	1.69	1.73	<0.100	1.33	2.61	3.06
08/12/20	0.0889	<0.100	<0.100	26.7	42		42	08/12/20	0.0386	1.49	1.53	<0.100	1.38		2.91
08/13/20								08/13/20			1.26	<0.100	1.37		2.63
08/14/20								08/14/20			1.27	0.156	1.49		2.76
08/15/20								08/15/20			1.67	0.103	1.38		3.05
08/17/20	0.841	<0.100	0.764	23	38.7		39.5	08/17/20	0.0444	1.32	1.36	0.132	1.33		2.69
08/18/20	1.24	6.44	7.68	31.4	44.6	6.32	52.3	08/18/20	0.0436	1.30	1.34	<0.100	1.29	1.97	2.63
08/19/20	0.0308	<0.100	<0.100	28.1	39.7		39.7	08/19/20	0.0467	1.35	1.40	<0.100	1.19		2.59
08/24/20	0.0259	<0.100	<0.100	31.4	40		40	08/24/20	0.0443	0.570	0.614	0.984	2.10		2.71
08/25/20	0.0206	<0.100	<0.100	27.7	36.7	4.26	36.7	08/25/20	0.0353	0.528	0.563	0.151	1.26	0.994	1.82
08/26/20	0.0273	<0.100	<0.100	29	46.7		46.7	08/26/20	0.0404	0.729	0.769	0.143	1.23		2
08/31/20	0.0373	<0.100	<0.100	29.1	43.7		43.7	08/31/20	0.0441	0.710	0.754	<0.100	1.12		1.87
09/01/20	0.0540	<0.100	<0.100	27.5	41.2	4.65	41.2	09/01/20	0.0510	0.872	0.923	0.136	1.31	1.29	2.23
09/02/20	0.137	<0.100	<0.100	26.5	43.7		43.7	09/02/20	0.0827	1.41	1.49	0.408	1.81		3.30
09/07/20	0.0322	<0.100	<0.100	29.7	44.5		44.5	09/07/20	0.0512	0.824	0.875	<0.100	1.28		2.15
09/08/20	0.0340	<0.100	<0.100	28.2	43.5	4.73	43.5	09/08/20	0.0599	0.921	0.981	<0.100	1.37	2.49	2.35
09/09/20	0.0309	<0.100	<0.100	26.2	52.5		52.5	09/09/20	0.0510	0.849	0.900	<0.100	1.45		2.35
09/13/20								09/13/20			0.740	<0.100	1.56		2.30
09/14/20	0.124	<0.100	0.129	34.4	56.2		56.3	09/14/20	0.0449	0.747	0.792	0.124	1.54		2.33
09/15/20	0.485	<0.100	0.385	31	46.2	4.81	46.6	09/15/20	0.0584	1.02	1.08	0.174	1.73	1.76	2.81
09/16/20	0.227	<0.100	0.114	32.6	49.5		49.6	09/16/20	0.0647	1.08	1.14	0.161	2.17		3.31
09/17/20								09/17/20			1.71	0.203	1.90		3.61
09/18/20								09/18/20			1.90	0.365	1.81		3.71
09/19/20								09/19/20			1.86	0.672	2.25		4.11
09/20/20								09/20/20			1.37	0.407	1.81		3.18
09/21/20	0.585	<0.100	0.484	32.8	52.5		53	09/21/20	0.0570	0.700	0.757	0.442	1.78		2.54
09/22/20	0.285	<0.100	0.180	34	55.7	5.42	55.9	09/22/20	0.0502	1.06	1.11	0.149	1.85	1.07	2.96
09/23/20	0.0305	<0.100	<0.100	35.4	53		53	09/23/20	0.0452	1.21	1.26	0.115	1.52		2.78
09/24/20								09/24/20			1.62	0.154	1.58		3.20
09/25/20								09/25/20			1.69	0.451	1.92		3.61
09/26/20								09/26/20			1.76	0.572	2.10		3.86

**Bucklin Point Influent and Effluent Nutrients 2020**

Bucklin Point Influent Nutrients								Bucklin Point Effluent Nutrients									
	Nitrite NO <sub>2</sub>	Nitrate NO <sub>3</sub>	Nitrate NO <sub>3</sub>	Nitrite NO <sub>2</sub>	Ammonia NH <sub>3</sub>	TKN	Total Phosphorus	Total Nitrogen		Nitrite NO <sub>2</sub>	Nitrate NO <sub>3</sub>	Nitrate NO <sub>3</sub>	Nitrite NO <sub>2</sub>	Ammonia NH <sub>3</sub>	TKN	Total Phosphorus	Total Nitrogen
Date	ppm as N	ppm as N	ppm as N	ppm as N	ppm as N	ppm as N	ppm as P	ppm as N	Date	ppm as N	ppm as N	ppm as N	ppm as N	ppm as N	ppm as N	ppm as P	ppm as N
09/28/20	0.0339	<0.100	<0.100	35.6	52.7			52.7	09/28/20	0.0776	1.42	1.50	0.427	1.93			3.43
09/29/20	0.0292	<0.100	<0.100	30.2	45.8	5.33		45.8	09/29/20	0.0778	1.56	1.64	0.858	2.50	3.46		4.14
09/30/20	0.0273	<0.100	<0.100	22.3	37.2			37.2	09/30/20	0.0619	0.760	0.822	0.696	2.48			3.30
10/05/20	0.0316	<0.100	<0.100	32.4	50			50	10/05/20	0.0607	1.03	1.09	0.781	2.22			3.31
10/06/20	0.0243	<0.100	<0.100	33.8	51	5.16		51	10/06/20	0.0541	1.08	1.13	0.676	2.23	0.730		3.36
10/07/20	0.0301	<0.100	<0.100	34.4	50.2			50.2	10/07/20	0.0422	0.727	0.769	3.40	5.13			5.90
10/12/20	0.0656	<0.100	<0.100	38	53			53	10/12/20	0.0413	3.20	3.24	0.819	2.28			5.52
10/13/20	0.525	<0.100	0.547	24.3	38.2	3.96		38.7	10/13/20	0.0417	1.18	1.22	1.07	2.46	1.11		3.68
10/14/20	0.728	<0.100	0.697	21.8	30.7			31.4	10/14/20	0.0528	1.19	1.24	0.801	2.12			3.36
10/19/20	0.740	<0.100	0.706	29	43.5			44.2	10/19/20	0.0681	2.11	2.18	0.435	1.78			3.96
10/20/20	0.0267	<0.100	<0.100	30.4	45	4.49		45	10/20/20	0.0595	2.42	2.48	0.195	1.36	1.69		3.84
10/21/20	0.0236	<0.100	<0.100	27.6	40.2			40.2	10/21/20	0.0643	2.38	2.44	0.133	1.38			3.82
10/26/20	0.0252	<0.100	<0.100	30.4	46			46	10/26/20	0.0648	2.83	2.89	0.115	1.82			4.71
10/27/20	0.0314	<0.100	<0.100	29.6	45	5.13		45	10/27/20	0.0666	2.51	2.58	0.217	1.81	3.88		4.39
10/28/20	0.0342	<0.100	<0.100	27.1	46.7			46.7	10/28/20	0.0492	1.81	1.86	1.04	3.05			4.91
11/02/20	0.0573	0.229	0.286	17	25.2			25.5	11/02/20	0.0795	3.63	3.71	1.33	2.42			6.13
11/03/20	0.0198	<0.100	<0.100	25.8	36.7	4.02		36.7	11/03/20	0.0433	2.80	2.84	0.177	1.34	2.08		4.18
11/04/20	0.0207	<0.100	<0.100	25.6	38			38	11/04/20	0.0484	2.85	2.90	0.219	1.59			4.49
11/09/20	0.0227	<0.100	<0.100	27.8	41.2			41.2	11/09/20	0.0502	3.93	3.98	0.160	1.71			5.69
11/10/20	0.0214	<0.100	<0.100	26.1	44.2	4.96		44.2	11/10/20	0.0384	3.06	3.10	<0.100	1.46	3.27		4.56
11/11/20	0.0227	<0.100	<0.100	25.5	41.2			41.2	11/11/20	0.0413	2.65	2.69	<0.100	1.49			4.18
11/16/20	0.213	0.204	0.417	21	35			35.4	11/16/20	0.0613	2.16	2.22	0.663	2.11			4.33
11/17/20	0.0719	<0.100	0.141	25.6	40.7	4.75		40.8	11/17/20	0.0838	3.71	3.79	0.340	2	2.90		5.79
11/18/20	0.0228	<0.100	<0.100	27.7	42.2			42.2	11/18/20	0.0469	4.94	4.99	0.181	1.69			6.68
11/23/20	0.0294	<0.100	0.114	16.7	29			29.1	11/23/20	0.0437	2.52	2.56	0.283	1.61			4.17
11/24/20	0.0689	0.321	0.390	21.1	31.7	3.70		32.1	11/24/20	0.0576	1.98	2.04	0.193	1.70	2.85		3.74
11/25/20	0.0505	<0.100	<0.100	24.1	37			37	11/25/20	0.0481	1.47	1.52	0.107	1.43			2.95
11/30/20	0.0272	<0.100	<0.100	24.1	38.5			38.5	11/30/20	0.0216	0.842	0.864	4.60	6.51			7.37
12/01/20	0.0680	0.871	0.939	6.54	10.8	1.47		11.7	12/01/20	0.0679	1.23	1.30	1.44	2.91	0.780		4.21
12/02/20	0.183	1.27	1.45	14.3	21.6			23	12/02/20	0.0708	3.24	3.31	0.156	1.36			4.67
12/07/20	0.248	1.43	1.68	12.1	22.3			24	12/07/20	0.0497	5.91	5.96	0.149	1.62			7.58
12/08/20	0.247	1.07	1.32	13.4	23.7	2.50		25	12/08/20	0.0139	4.09	4.10	<0.100	1.20	1.97		5.30
12/09/20	0.237	0.731	0.968	14.3	23			24	12/09/20	0.0146	4.79	4.80	<0.100	1.03			5.83
12/14/20	0.257	0.385	0.642	15.9	27			27.6	12/14/20	0.0200	4.58	4.60	<0.100	0.926			5.53
12/15/20	0.263	0.292	0.555	15.1	28.6	3.56		29.2	12/15/20	0.0194	4.34	4.36	<0.100	1.34	2.64		5.70
12/16/20	0.265	0.147	0.412	15.7	27.5			27.9	12/16/20	0.0197	4.58	4.60	<0.100	1.36			5.96
12/21/20	0.366	0.182	0.548	18.2	34			34.5	12/21/20	0.0648	3.77	3.83	<0.100	1.34			5.17
12/22/20	0.116	0.182	0.298	18.7	33.7	3.42		34	12/22/20	0.0578	3.06	3.12	0.144	1.51	2.69		4.63
12/23/20	0.147	<0.100	0.202	18	28.7			28.9	12/23/20	0.0483	3.25	3.30	1.07	2.31			5.61
12/28/20	0.216	1.92	2.14	9.32	15.1			17.2	12/28/20	0.0519	6.91	6.96	<0.100	1.05			8.01
12/29/20	0.228	1.59	1.82	10	14.9	1.94		16.7	12/29/20	0.0587	5.92	5.98	<0.100	1.17	1.61		7.15
12/30/20	0.204	1.42	1.62	10.9	20.7			22.3	12/30/20	0.0609	5.73	5.79	<0.100	1.19			6.98

***SEPTAGE DATA***

***BUCKLIN POINT***

## Septage Monitoring Data - 2020 Results in ppb

Sample No.	Date	Cd	Cd (MDL)	Cr	Cr (MDL)	Cu	Cu (MDL)	Pb	Pb (MDL)	Ni	Ni (MDL)	Ag	Ag (MDL)	Zn	Zn (MDL)
CA39480-BP-SE	1/2/2020	<0.015	0.015	0.08904	0.075	12.08	0.02	0.3300	0.075	0.1157	0.05	<0.025	0.025	15.99	0.06
CA39481-BP-SE	1/6/2020	<0.015	0.015	<0.075	0.075	7.929	0.02	0.1723	0.075	0.08823	0.05	<0.025	0.025	8.863	0.06
CA40047-BP-SE	1/7/2020	<0.015	0.015	<0.075	0.075	0.6983	0.02	<0.075	0.075	<0.050	0.05	<0.025	0.025	2.488	0.06
CA40048-BP-SE	1/8/2020	0.01545	0.015	0.1031	0.075	3.363	0.02	0.1431	0.075	0.1193	0.05	<0.025	0.025	9.165	0.06
CA40049-BP-SE	1/9/2020	<0.015	0.015	<0.075	0.075	7.516	0.02	0.4319	0.075	0.07653	0.05	<0.025	0.025	10.12	0.06
CA40436-BP-SE	1/13/2020	<0.015	0.015	0.08410	0.075	7.583	0.02	0.2107	0.075	0.09658	0.05	0.04229	0.025	15.19	0.06
CA40437-BP-SE	1/14/2020	<0.015	0.015	<0.075	0.075	3.702	0.02	0.1234	0.075	0.05997	0.05	<0.025	0.025	8.673	0.06
CA40438-BP-SE	1/15/2020	0.01991	0.015	<0.075	0.075	11.34	0.02	0.3414	0.075	0.1017	0.05	0.03932	0.025	15.46	0.06
CA41046-BP-SE	1/21/2020	<0.015	0.015	0.09466	0.075	6.586	0.02	0.1690	0.075	0.1060	0.05	0.04058	0.025	13.34	0.06
CA41047-BP-SE	1/22/2020	0.01523	0.015	0.07933	0.075	6.096	0.02	0.2044	0.075	0.1328	0.05	<0.025	0.025	14.85	0.06
CA41048-BP-SE	1/23/2020	<0.015	0.015	<0.075	0.075	2.053	0.02	0.08023	0.075	0.05741	0.05	<0.025	0.025	4.808	0.06
CA41391-BP-SE	1/27/2020	<0.015	0.015	<0.075	0.075	2.306	0.02	0.1535	0.075	0.09334	0.05	<0.025	0.025	8.246	0.06
CA41392-BP-SE	1/28/2020	<0.015	0.015	<0.075	0.075	8.599	0.02	0.1962	0.075	0.09950	0.05	<0.025	0.025	11.08	0.06
CA41393-BP-SE	1/29/2020	0.01573	0.015	0.1176	0.075	3.752	0.02	0.8208	0.075	0.1152	0.05	<0.025	0.025	7.063	0.06
CA42055-BP-SE	2/3/2020	<0.015	0.015	<0.075	0.075	5.963	0.02	0.1034	0.075	<0.050	0.05	<0.025	0.025	3.079	0.06
CA42056-BP-SE	2/4/2020	<0.015	0.015	<0.075	0.075	6.181	0.02	0.1106	0.075	<0.050	0.05	<0.025	0.025	3.248	0.06
CA42057-BP-SE	2/5/2020	<0.015	0.015	<0.075	0.075	1.141	0.02	0.07503	0.075	<0.050	0.05	<0.025	0.025	2.940	0.06
CA42767-BP-SE	2/10/2020	<0.015	0.015	<0.075	0.075	2.751	0.02	0.1406	0.075	0.05209	0.05	<0.025	0.025	6.162	0.06
CA42766-BP-SE	2/13/2020	0.01611	0.015	0.07597	0.075	5.187	0.02	0.1995	0.075	0.1073	0.05	<0.025	0.025	9.742	0.06
CA42765-BP-SE	2/14/2020	0.01507	0.015	0.07903	0.075	5.801	0.02	0.2379	0.075	0.1079	0.05	<0.025	0.025	9.553	0.06
CA42897-BP-SE	2/17/2020	0.03640	0.015	0.1646	0.075	16.20	0.02	0.7490	0.075	0.3065	0.05	0.02644	0.025	47.67	0.3
CA42898-BP-SE	2/19/2020	0.02403	0.015	0.1569	0.075	8.533	0.02	0.5632	0.075	0.1718	0.05	0.04449	0.025	25.59	0.3
CA42899-BP-SE	2/21/2020	0.02457	0.015	0.1904	0.075	17.96	0.02	1.360	0.075	0.2146	0.05	0.05231	0.025	28.33	0.3
CA43364-BP-SE	2/26/2020	0.03389	0.015	0.2002	0.075	25.86	0.02	0.7989	0.075	0.3375	0.05	0.07043	0.025	16.52	0.06
CA43363-BP-SE	2/27/2020	0.02241	0.015	0.1255	0.075	22.47	0.02	0.4316	0.075	0.1966	0.05	0.03585	0.025	26.35	0.3
CA43362-BP-SE	2/28/2020	<0.015	0.015	<0.075	0.075	5.194	0.02	0.2773	0.075	0.07767	0.05	0.04694	0.025	9.220	0.06
CA43822-BP-SE	3/4/2020	0.01592	0.015	<0.075	0.075	1.985	0.02	0.3030	0.075	<0.050	0.05	<0.025	0.025	3.888	0.06
CA43823-BP-SE	3/6/2020	<0.015	0.015	<0.075	0.075	0.8041	0.02	0.1354	0.075	<0.050	0.05	<0.025	0.025	1.928	0.06
CA43824-BP-SE	3/7/2020	<0.015	0.015	<0.075	0.075	0.6153	0.02	0.1016	0.075	<0.050	0.05	<0.025	0.025	1.823	0.06
CA44333-BP-SE	3/9/2020	<0.015	0.015	<0.075	0.075	0.6081	0.02	0.1042	0.075	<0.050	0.05	<0.025	0.025	1.436	0.06
CA44334-BP-SE	3/10/2020	<0.015	0.015	<0.075	0.075	0.6404	0.02	0.1078	0.075	<0.050	0.05	<0.025	0.025	1.415	0.06
CA44335-BP-SE	3/11/2020	<0.015	0.015	<0.075	0.075	3.958	0.02	<0.075	0.075	<0.050	0.05	<0.025	0.025	2.290	0.06
CA44777-BP-SE	3/16/2020	<0.015	0.015	<0.075	0.075	3.051	0.02	0.2940	0.075	0.09383	0.05	<0.025	0.025	9.822	0.06
CA44778-BP-SE	3/18/2020	<0.015	0.015	<0.075	0.075	5.095	0.02	0.3580	0.075	0.08461	0.05	<0.025	0.025	8.059	0.06
CA44779-BP-SE	3/20/2020	<0.015	0.015	<0.075	0.075	1.308	0.02	0.1305	0.075	<0.050	0.05	<0.025	0.025	3.893	0.06
CA52068-BP-SE	7/20/2020	0.01929	0.015	0.09639	0.075	11.80	0.02	2.329	0.075	0.2210	0.05	<0.025	0.025	22.93	0.3
CA52069-BP-SE	7/21/2020	0.02315	0.015	0.1367	0.075	30.68	0.02	4.528	0.075	0.2183	0.05	0.04515	0.025	26.49	0.3
CA52070-BP-SE	7/22/2020	<0.015	0.015	<0.075	0.075	1.147	0.02	0.1827	0.075	<0.050	0.05	<0.025	0.025	3.960	0.06
CA53747-BP-SE	7/29/2020	<0.015	0.015	<0.075	0.075	2.580	0.02	0.4314	0.075	0.07020	0.05	<0.025	0.025	5.194	0.06
CA53748-BP-SE	7/30/2020	<0.015	0.015	<0.075	0.075	2.155	0.02	0.3677	0.075	0.06713	0.05	<0.025	0.025	4.821	0.06
CA53749-BP-SE	7/31/2020	<0.015	0.015	<0.075	0.075	1.866	0.02	0.3046	0.075	0.1507	0.05	<0.025	0.025	6.085	0.06
CA54302-BP-SE	8/3/2020	0.01577	0.015	0.1393	0.075	5.450	0.02	1.274	0.075	0.1707	0.05	0.02875	0.025	17.80	0.06

## Septage Monitoring Data - 2020 Results in ppb

Sample No.	Date	Cd	Cd (MDL)	Cr	Cr (MDL)	Cu	Cu (MDL)	Pb	Pb (MDL)	Ni	Ni (MDL)	Ag	Ag (MDL)	Zn	Zn (MDL)
CA54303-BP-SE	8/4/2020	<0.015	0.015	<0.075	0.075	3.088	0.02	0.4184	0.075	0.06091	0.05	<0.025	0.025	3.187	0.06
CA54304-BP-SE	8/7/2020	<0.015	0.015	<0.075	0.075	5.624	0.02	0.8701	0.075	0.1027	0.05	<0.025	0.025	8.735	0.06
CA54707-BP-SE	8/11/2020	0.01873	0.015	0.1493	0.075	11.13	0.02	2.372	0.075	0.1835	0.05	<0.025	0.025	10.72	0.06
CA54708-BP-SE	8/12/2020	0.1393	0.015	0.7587	0.075	24.18	0.02	3.647	0.075	0.6182	0.05	0.05436	0.025	44.46	0.3
CA54709-BP-SE	8/13/2020	0.05330	0.015	0.1581	0.075	35.65	0.02	5.346	0.075	0.2268	0.05	0.02836	0.025	46.93	0.3
CA55130-BP-SE	8/17/2020	<0.015	0.015	<0.075	0.075	1.673	0.02	0.2297	0.075	0.05076	0.05	<0.025	0.025	2.972	0.06
CA55132-BP-SE	8/19/2020	<0.015	0.015	<0.075	0.075	0.3797	0.02	<0.075	0.075	0.06915	0.05	<0.025	0.025	1.247	0.06
CA55131-BP-SE	8/21/2020	<0.015	0.015	<0.075	0.075	25.83	0.02	4.057	0.075	0.1304	0.05	0.1131	0.025	9.021	0.06
CA55579-BP-SE	8/25/2020	<0.015	0.015	<0.075	0.075	4.007	0.02	0.6997	0.075	0.1161	0.05	<0.025	0.025	11.26	0.06
CA55580-BP-SE	8/27/2020	<0.015	0.015	<0.075	0.075	2.397	0.02	0.3785	0.075	<0.050	0.05	<0.025	0.025	2.430	0.06
CA55581-BP-SE	8/29/2020	<0.015	0.015	<0.075	0.075	0.5445	0.02	0.08922	0.075	<0.050	0.05	<0.025	0.025	2.148	0.06
CA56087-BP-SE	8/31/2020	0.04059	0.015	0.1125	0.075	25.62	0.02	4.630	0.075	0.2759	0.05	0.03362	0.025	17.96	0.06
CA56088-BP-SE	9/1/2020	0.02733	0.015	0.1248	0.075	15.37	0.02	2.231	0.075	0.2318	0.05	0.02688	0.025	30.11	0.3
CA56089-BP-SE	9/4/2020	0.02397	0.015	0.1205	0.075	7.149	0.02	1.207	0.075	0.1930	0.05	<0.025	0.025	20.78	0.3
CA56634-BP-SE	9/8/2020	<0.015	0.015	<0.075	0.075	1.298	0.02	0.2010	0.075	0.1080	0.05	<0.025	0.025	6.729	0.06
CA56635-BP-SE	9/10/2020	<0.015	0.015	<0.075	0.075	12.89	0.02	1.931	0.075	0.1014	0.05	<0.025	0.025	8.580	0.06
CA56636-BP-SE	9/12/2020	<0.015	0.015	<0.075	0.075	1.737	0.02	0.3278	0.075	0.09083	0.05	0.03828	0.025	7.062	0.06
CA57208-BP-SE	9/16/2020	<0.015	0.015	<0.075	0.075	3.072	0.02	0.6560	0.075	0.09913	0.05	<0.025	0.025	11.03	0.06
CA57206-BP-SE	9/17/2020	<0.015	0.015	<0.075	0.075	3.019	0.02	0.6614	0.075	0.1017	0.05	<0.025	0.025	11.06	0.06
CA57207-BP-SE	9/19/2020	<0.015	0.015	<0.075	0.075	2.878	0.02	0.5517	0.075	0.1768	0.05	<0.025	0.025	11.54	0.06
CA57657-BP-SE	9/21/2020	<0.015	0.015	<0.075	0.075	1.145	0.02	0.2180	0.075	0.07764	0.05	<0.025	0.025	4.970	0.06
CA57658-BP-SE	9/23/2020	<0.015	0.015	<0.075	0.075	0.5560	0.02	0.1161	0.075	0.05439	0.05	<0.025	0.025	3.363	0.06
CA57659-BP-SE	9/25/2020	<0.015	0.015	<0.075	0.075	2.958	0.02	0.5496	0.075	0.1048	0.05	0.1807	0.05	10.49	0.06
CA58262-BP-SE	9/28/2020	<0.015	0.015	0.1781	0.075	6.154	0.02	0.9504	0.075	0.4278	0.05	<0.025	0.025	11.28	0.06
CA58263-BP-SE	9/29/2020	<0.015	0.015	<0.075	0.075	2.462	0.02	0.4006	0.075	0.06746	0.05	<0.025	0.025	4.117	0.06
CA58264-BP-SE	9/30/2020	0.01859	0.015	0.1568	0.075	27.18	0.02	6.886	0.075	0.2171	0.05	0.03519	0.025	18.68	0.06
CA58823-BP-SE	10/6/2020	<0.015	0.015	0.08678	0.075	7.555	0.02	1.018	0.075	0.1076	0.05	<0.025	0.025	10.62	0.06
CA58824-BP-SE	10/7/2020	<0.015	0.015	<0.075	0.075	4.239	0.02	0.6388	0.075	0.08362	0.05	<0.025	0.025	12.39	0.06
CA58822-BP-SE	10/8/2020	0.01714	0.015	0.1495	0.075	9.873	0.02	1.558	0.075	0.1717	0.05	<0.025	0.025	25.56	0.3
CA59260-BP-SE	10/13/2020	<0.015	0.015	<0.075	0.075	1.620	0.02	0.6178	0.075	0.07244	0.05	<0.025	0.025	6.381	0.06
CA59261-BP-SE	10/15/2020	<0.015	0.015	<0.075	0.075	2.254	0.02	<0.075	0.075	<0.050	0.05	<0.025	0.025	2.297	0.06
CA59262-BP-SE	10/17/2020	0.02736	0.015	<0.075	0.075	13.96	0.02	0.5132	0.075	0.09931	0.05	0.03176	0.025	18.09	0.06
CA59796-BP-SE	10/20/2020	0.04401	0.015	0.2040	0.075	17.70	0.02	0.9138	0.075	0.2801	0.05	0.03883	0.025	43.72	0.3
CA59797-BP-SE	10/22/2020	<0.015	0.015	<0.075	0.075	3.571	0.02	0.2857	0.075	0.08544	0.05	<0.025	0.025	7.533	0.06
CA59798-BP-SE	10/23/2020	<0.015	0.015	<0.075	0.075	0.4231	0.02	0.1338	0.075	<0.050	0.05	<0.025	0.025	2.032	0.06
CA60628-BP-SE	10/27/2020	<0.015	0.015	<0.075	0.075	1.321	0.02	<0.075	0.075	<0.050	0.05	<0.025	0.025	3.199	0.06
CA60629-BP-SE	10/29/2020	<0.015	0.015	<0.075	0.075	6.014	0.02	0.1440	0.075	0.1160	0.05	<0.025	0.025	10.43	0.06
CA60630-BP-SE	10/31/2020	<0.015	0.015	<0.075	0.075	3.572	0.02	0.2333	0.075	0.1658	0.05	<0.025	0.025	18.14	0.06
CA61026-BP-SE	11/2/2020	<0.015	0.015	<0.075	0.075	2.564	0.02	<0.075	0.075	<0.050	0.05	<0.025	0.025	4.155	0.06
CA61027-BP-SE	11/4/2020	<0.015	0.015	<0.075	0.075	1.017	0.02	<0.075	0.075	0.05630	0.05	<0.025	0.025	5.797	0.06
CA61028-BP-SE	11/7/2020	<0.015	0.015	<0.075	0.075	6.259	0.02	0.5150	0.075	0.1248	0.05	<0.025	0.025	15.53	0.06
CA61167-BP-SE	11/9/2020	<0.015	0.015	<0.075	0.075	3.500	0.02	0.08230	0.075	<0.050	0.05	<0.025	0.025	3.714	0.06
CA61168-BP-SE	11/12/2020	<0.015	0.015	<0.075	0.075	3.794	0.02	0.09813	0.075	<0.050	0.05	<0.025	0.025	4.081	0.06
CA61169-BP-SE	11/14/2020	0.01944	0.015	0.1016	0.075	39.24	0.02	0.3311	0.075	1.126	0.05	0.03185	0.025	16.32	0.06
CA61803-BP-SE	11/16/2020	<0.015	0.015	<0.075	0.075	1.481	0.02	<0.075	0.075	<0.050	0.05	<0.025	0.025	2.269	0.06
CA61802-BP-SE	11/17/2020	<0.015	0.015	<0.075	0.075	1.444	0.02	<0.075	0.075	<0.050	0.05	<0.025	0.025	2.194	0.06

## Septage Monitoring Data - 2020 Results in ppb

Sample No.	Date	Cd	Cd (MDL)	Cr	Cr (MDL)	Cu	Cu (MDL)	Pb	Pb (MDL)	Ni	Ni (MDL)	Ag	Ag (MDL)	Zn	Zn (MDL)
CA61801-BP-SE	11/18/2020	<0.015	0.015	<0.075	0.075	1.410	0.02	<0.075	0.075	<0.050	0.05	<0.025	0.025	2.169	0.06
CA62243-BP-SE	11/23/2020	<0.015	0.015	<0.075	0.075	2.150	0.02	1.550	0.075	0.07313	0.05	<0.025	0.025	7.447	0.06
CA62242-BP-SE	11/24/2020	0.01538	0.015	0.09393	0.075	0.4411	0.02	0.6564	0.075	0.1795	0.05	<0.025	0.025	25.29	0.3
CA62241-BP-SE	11/25/2020	<0.015	0.015	<0.075	0.075	0.2908	0.02	<0.075	0.075	<0.050	0.05	<0.025	0.025	1.706	0.06
CA62715-BP-SE	11/30/2020	0.01579	0.015	0.1093	0.075	13.09	0.02	0.6858	0.075	0.1468	0.05	0.03422	0.025	16.55	0.06
CA62716-BP-SE	12/1/2020	0.01754	0.015	<0.075	0.075	6.741	0.02	0.4009	0.075	0.09890	0.05	<0.025	0.025	11.99	0.06
CA62717-BP-SE	12/3/2020	<0.015	0.015	<0.075	0.075	2.193	0.02	0.1563	0.075	0.05871	0.05	<0.025	0.025	7.800	0.06
CA63246-BP-SE	12/7/2020	<0.015	0.015	<0.075	0.075	0.8331	0.02	<0.075	0.075	<0.050	0.05	<0.025	0.025	1.861	0.06
CA63247-BP-SE	12/9/2020	<0.750	0.75	<3.750	3.75	73.81	1	<3.750	3.75	<2.500	2.5	<1.250	1.25	54.93	3
CA63248-BP-SE	12/11/2020	<0.015	0.015	<0.075	0.075	8.790	0.02	0.3795	0.075	0.07898	0.05	<0.025	0.025	8.208	0.06
CA63684-BP-SE	12/14/2020	0.03340	0.015	0.2141	0.075	9.408	0.02	0.8743	0.075	0.3458	0.05	0.04479	0.025	43.72	0.3
CA63685-BP-SE	12/15/2020	<0.015	0.015	<0.075	0.075	1.531	0.02	<0.075	0.075	<0.050	0.05	<0.025	0.025	3.287	0.06
CA63686-BP-SE	12/16/2020	<0.015	0.015	<0.075	0.075	0.8258	0.02	<0.075	0.075	<0.050	0.05	<0.025	0.025	1.973	0.06
CA64313-BP-SE	12/21/2020	0.02560	0.015	0.1370	0.075	29.85	0.02	0.5975	0.075	0.1317	0.05	0.03426	0.025	13.18	0.06
CA64314-BP-SE	12/22/2020	0.01927	0.015	0.07760	0.075	15.88	0.02	0.4368	0.075	0.1397	0.05	<0.025	0.025	15.88	0.06
CA64315-BP-SE	12/23/2020	0.02206	0.015	0.3776	0.075	14.96	0.02	0.6871	0.075	0.4191	0.05	0.02787	0.025	23.70	0.3
CA64877-BP-SE	12/28/2020	<0.015	0.015	<0.075	0.075	0.6999	0.02	0.1173	0.075	0.06042	0.05	<0.025	0.025	10.83	0.06
CA64878-BP-SE	12/29/2020	<0.015	0.015	<0.075	0.075	1.780	0.02	0.1433	0.075	0.06052	0.05	<0.025	0.025	6.879	0.06
CA64879-BP-SE	12/31/2020	0.01616	0.015	<0.075	0.075	0.2370	0.02	0.3714	0.075	0.1288	0.05	<0.025	0.025	15.89	0.06



# ***RIVER MONITORING DATA***

River Fecal Coliform Data 2020  
(MPN/100 mL)

Date	Moshassuck River							Blackstone River				Pawtuxet River
	M-1- Higginson Ave. Bridge	M-4C - Grotto Ave. Bridge	M-4A - Grenville St.	M-4 - Cemetary St. Bridge	M-5A - Stevens St. Bridge	M-5 - Footbridge Mill St.	M-6 - Park Row Bridge	BL-2 - Whipple Bridge	BL-4 - Roosevelt St.	BL-4C - Central Ave.	B-3 - Slater Mill Dam	PX-13 - Broad St.
1/6/2020						803.1		90.0	40.0	230.0		
1/7/2020	90.0	40.0	95.9	40.0	430.0	143.9	230.0					34.6
1/13/2020						930.0		<30.0	40.0	<30.0	<30.0	
1/14/2020	90.0	430.0	254.0	70.0	230.0	930.0	40.0					34.6
1/21/2020						4300.0		40.0	<30.0	<30.0	<30.0	
1/22/2020	90.0	230.0	90.0	<30.0	430.0	632.4	40.0					30.0
1/27/2020						314.5		430.0	430.0	230.0	430.0	
1/28/2020	230.0	930.0	230.0	90.0	430.0	314.5	230.0					34.6
2/3/2020						1462.5		40.0	<30.0	40.0	40.0	
2/4/2020	150.0	46000.0	71133.7	46000.0	46000.0	22449.9	24000.0					40.0
2/10/2020						4300.0		<30.0	40.0	40.0	40.0	
2/11/2020	150.0	7500.0	20683.3	46000.0	9300.0	1462.5	9300.0					57.4
2/18/2020						430.0		40.0	<30.0	40.0	<30.0	
2/19/2020	90.0	230.0	143.9	750.0	430.0	185.7	430.0					34.6
2/24/2020						219.8		<30.0	<30.0	<30.0	<30.0	
2/25/2020	40.0	200.0	314.5	230.0	230.0	112.2	230.0					40.0
3/2/2020						314.5		<30.0	<30.0	40.0	40.0	
3/3/2020	<30.0	230.0	230.0	90.0	90.0	430.0	230.0					52.0
3/9/2020						185.7		<30.0	<30.0	<30.0	40.0	
3/10/2020	230.0	230.0	994.5	<30.0	430.0	632.4	230.0					30.0
3/16/2020						254.0		<30.0	<30.0	<30.0	90.0	
3/17/2020	230.0	230.0	632.4	210.0	4300.0	3144.8	2300.0					34.6
3/23/2020						131.1		<30.0	40.0	230.0	40.0	
3/24/2020	<30.0	1500.0	4300.0	2300.0	2300.0	1462.5	2300.0					185.7
3/30/2020						143.9		140.0	150.0	40.0	90.0	
3/31/2020	<30.0	230.0	143.9	210.0	430.0	90.0	40.0					52.9
4/6/2020						79.4		<30.0	40.0	90.0	<30.0	
4/7/2020	150.0	90.0		40.0	930.0	994.5	230.0					90.0
4/13/2020						1857.4		40.0	90.0	70.0		
4/14/2020	230.0	430.0		430.0	430.0	254.0	430.0					803.1
4/20/2020						373.5		<30.0	40.0	<30.0		
4/21/2020	90.0	<30.0	60.0	40.0	90.0	60.0	230.0					40.0
4/27/2020						314.5		40.0	90.0	40.0		
4/28/2020	90.0	150.0		40.0	40.0	79.4	70.0					40.0
5/4/2020						3212.5		40.0	40.0	40.0	90.0	
5/5/2020	90.0	230.0	632.4	2300.0	430.0	230.0	230.0					34.6
5/11/2020						90.0		90.0	<30.0	<30.0	<30.0	
5/12/2020	230.0	230.0	143.9	40.0	230.0	727.3	430.0					60.0
5/18/2020						143.9		40.0	30.0	<30.0	40.0	
5/19/2020	150.0	430.0	314.5	230.0	930.0	179.4	430.0					77.5
5/26/2020						415.3		70.0	40.0	40.0	70.0	
5/27/2020	230.0	930.0	314.5	430.0	430.0	430.0	230.0					52.9
6/1/2020						1857.4		40.0	30.0	230.0	90.0	
6/2/2020	230.0	4300.0	1313.4	230.0	430.0	1181.1	750.0					185.7
6/8/2020						2300.0		930.0	230.0	90.0	230.0	
6/9/2020	750.0	2300.0	1359.8	430.0	2300.0	2300.0	2300.0					1462.5
6/15/2020						632.4		110.0	230.0	90.0	90.0	
6/16/2020	430.0	930.0	930.0	390.0	430.0	1462.5	930.0					185.7
6/18/2020				230.0	930.0	2300.0	2300.0					
6/22/2020						1313.4		150.0	40.0	150.0	2300.0	
6/23/2020	2300.0	430.0	632.4	430.0	4300.0	930.0	4300.0					632.4

River Fecal Coliform Data 2020  
(MPN/100 mL)

Date	Moshassuck River							Blackstone River				Pawtuxet River
	M-1- Higginson Ave. Bridge	M-4C - Grotto Ave. Bridge	M-4A - Grenville St.	M-4 - Cemetery St. Bridge	M-5A - Stevens St. Bridge	M-5 - Footbridge Mill St.	M-6 - Park Row Bridge	BL-2 - Whipple Bridge	BL-4 - Roosevelt St.	BL-4C - Central Ave.	B-3 - Slater Mill Dam	PX-13 - Broad St.
6/25/2020	4300.0			15000.0	46000.0		110000.0			430.0	4300.0	
6/29/2020						11811.0		930.0	4300.0	2300.0	4300.0	
6/30/2020	930.0	24000.0	2300.0	4300.0	2300.0	4624.9	4300.0					230.0
7/6/2020						727.3		90.0	430.0	90.0	430.0	
7/7/2020	90.0	4300.0	2300.0	930.0	2300.0	3144.8	4300.0					314.5
7/13/2020						2418.7		230.0	90.0	230.0	430.0	
7/14/2020	2300.0	2300.0	1462.5	930.0	4300.0	14939.9	4300.0					230.0
7/20/2020						18973.7		150.0	90.0	230.0	430.0	
7/21/2020	230.0	4300.0	4300.0	24000.0	2300.0	3144.8	2300.0					632.4
7/27/2020						930.0		230.0	40.0	230.0	40.0	
7/28/2020	430.0	930.0	1462.5	2300.0	930.0	2300.0	230.0					430.0
8/3/2020						930.0		<30.0	40.0	150.0	90.0	
8/4/2020	930.0	930.0	1181.1	4300.0	430.0	1359.8	1500.0					930.0
8/11/2020						11811.0		200.0	40.0	90.0	230.0	
8/12/2020	430.0	9300.0	587.4	150.0	2300.0	632.4	1500.0					314.5
8/17/2020						33226.5		230.0	2300.0	930.0	2300.0	
8/18/2020	24000.0	9300.0	20683.3	9300.0	110000.0	33226.5	46000.0					632.4
8/24/2020						314.5		150.0	<30.0	90.0	430.0	
8/25/2020	430.0	930.0	632.4	430.0	430.0	930.0	1500.0					230.0
8/31/2020						1857.4		<30.0	210.0	90.0	930.0	
9/1/2020	930.0	24000.0	1462.5	2300.0	930.0	930.0	930.0					230.0
9/8/2020						314.5		90.0	430.0	40.0	40.0	
9/9/2020	430.0	4300.0	632.4	230.0	430.0	994.5	2300.0					143.9
9/14/2020						632.4		90.0	90.0	40.0	90.0	
9/15/2020	430.0	930.0	1295.0	750.0	230.0	185.7	430.0					727.3
9/17/2020		2300.0	430.0	930.0								
9/21/2020						632.4		<30.0	<30.0	90.0	40.0	
9/22/2020	390.0	9300.0	462.5	430.0	230.0	462.5	230.0					91.7
9/24/2020	930.0	4300.0	1500.0									
9/28/2020						1999.7		150.0	230.0	40.0	70.0	
9/29/2020	390.0	46000.0	441.9	230.0	930.0	462.5	1500.0					727.3
10/5/2020						3144.8		40.0	40.0	40.0	110.0	
10/6/2020	1500.0	1500.0	245.4	930.0	230.0	602.2	930.0					230.0
10/13/2020						10158.7		230.0	90.0	430.0	150.0	
10/14/2020	430.0	930.0	13416.4	9300.0	46000.0	3144.8	9300.0					1462.5
10/19/2020						430.0		90.0	40.0	150.0	40.0	
10/20/2020	390.0	4300.0	314.5	2300.0	9300.0	3144.8	930.0					60.0
10/26/2020						230.0		90.0	<30.0	90.0	40.0	
10/27/2020	430.0	2300.0	1999.7	430.0	9300.0	835.2	2300.0					131.1
11/2/2020						930.0		430.0	430.0	90.0	430.0	
11/3/2020	230.0	2100.0	835.2	430.0	1500.0	930.0	930.0					185.7
11/9/2020						3144.8		<30.0	<30.0	40.0	<30.0	
11/10/2020	90.0	24000.0	462.5	930.0	930.0	994.5	430.0					90.0
11/16/2020						3144.8		40.0	930.0	230.0	390.0	
11/17/2020	430.0	2300.0	3144.8	230.0	430.0	632.4	3900.0					77.5
11/23/2020						26267.9		<30.0	430.0	2300.0	9300.0	
11/24/2020	230.0	2300.0	3144.8	15000.0	2300.0	4300.0	2300.0					430.0
11/30/2020						314.5		30.0	40.0	<30.0	<30.0	
12/1/2020	4300.0	2300.0	4300.0	9300.0	2300.0	2995.0	4300.0					4300.0
12/7/2020						1397.5		230.0	140.0	930.0	430.0	

River Fecal Coliform Data 2020  
(MPN/100 mL)

Date	Moshassuck River							Blackstone River				Pawtuxet River
	M-1- Higginson Ave. Bridge	M-4C - Grotto Ave. Bridge	M-4A - Grenville St.	M-4 - Cemetery St. Bridge	M-5A - Stevens St. Bridge	M-5 - Footbridge Mill St.	M-6 - Park Row Bridge	BL-2 - Whipple Bridge	BL-4 - Roosevelt St.	BL-4C - Central Ave.	B-3 - Slater Mill Dam	PX-13 - Broad St.
12/8/2020	230.0	4300.0	1999.7	930.0	430.0	567.9	930.0					254.0
12/14/2020						930.0		<30.0	40.0	70.0	<30.0	
12/15/2020	430.0	2300.0	3354.1	4300.0	930.0	1857.4	1500.0					116.2
12/21/2020						314.5		40.0	150.0	30.0	40.0	
12/22/2020	70.0	430.0	196.7	150.0	230.0	259.8	140.0					60.0
12/28/2020						1857.4		150.0	230.0	280.0	430.0	
12/29/2020	150.0	430.0	299.5	230.0	430.0	230.0	430.0					60.0

River Fecal Coliform Data 2020  
(MPN/100 mL)

Date	Woonasquatucket River						West River			Providence River	Seekonk River
	W-9 - Manton Ave.	W-8D - Parking Bridge Olneyville	W-8C - Delaine St.	W7C-Eagle Street	W-7B - Pleasant Valley Pkwy.	W-7A - Kinsley St.	WE-10 - Douglas Ave. Bridge	WE-12 - Veazie St. Bridge	WE-11 - West River St. Bridge	PR-12 - Crawford St. Bridge	SR-5A - Pitman Street
1/6/2020	<30.0	<30.0	40.0	34.6	40.0	40.0				70.0	
1/7/2020				30.0		<30.0	40.0	40.0	90.0	230.0	40.0
1/13/2020	30.0	40.0	<30.0	34.6	<30.0	<30.0				40.0	
1/14/2020				430.0		40.0	40.0	230.0	230.0	150.0	
1/21/2020	<30.0	<30.0	90.0	30.0	<30.0	<30.0				230.0	
1/22/2020				30.0		40.0	230.0	90.0	90.0	40.0	<30.0
1/27/2020	40.0	<30.0	40.0	90.0	<30.0	230.0				90.0	
1/28/2020				90.0		40.0	90.0	40.0	430.0	90.0	
2/3/2020	40.0	30.0	40.0	30.0	90.0	40.0				230.0	
2/4/2020				40.0		<30.0	150.0	430.0	4300.0	24000.0	<30.0
2/10/2020	<30.0	430.0	90.0	95.9	150.0	<30.0				430.0	
2/11/2020				90.0		230.0	4300.0	430.0	1500.0	9300.0	
2/18/2020	<30.0	<30.0	<30.0	34.6	<30.0	<30.0				930.0	
2/19/2020				30.0		40.0	40.0	<30.0	2300.0	90.0	40.0
2/24/2020	<30.0	40.0	30.0	34.6	<30.0	30.0				230.0	
2/25/2020				40.0		40.0	90.0	<30.0	90.0	90.0	
3/2/2020	<30.0	40.0	40.0	34.6	<30.0	<30.0				90.0	
3/3/2020				230.0		430.0	70.0	<30.0	<30.0	230.0	<30.0
3/9/2020	<30.0	40.0	40.0	30.0	90.0	<30.0				90.0	
3/10/2020				40.0		90.0	90.0	40.0	150.0	230.0	
3/16/2020	<30.0	40.0	90.0	77.5	90.0	<30.0				430.0	
3/17/2020				70.0		30.0	430.0	90.0	430.0	430.0	<30.0
3/23/2020	<30.0	<30.0	210.0	30.0	<30.0	<30.0				90.0	
3/24/2020				230.0		230.0	90.0	150.0	390.0	230.0	2300.0
3/30/2020	90.0	30.0	90.0	34.6	<30.0	40.0				30.0	
3/31/2020				90.0		<30.0	40.0	40.0	150.0	70.0	140.0
4/6/2020	<30.0	<30.0	<30.0	30.0	40.0	40.0				<30.0	
4/7/2020				30.0		<30.0	150.0	<30.0	2300.0	70.0	
4/13/2020	40.0	40.0	230.0	314.5	4300.0	70.0				4300.0	
4/14/2020				4300.0		2300.0	230.0	430.0	430.0	2300.0	4300.0
4/20/2020	<30.0	<30.0	<30.0	34.6	<30.0	40.0				40.0	
4/21/2020				40.0		<30.0	430.0	70.0	230.0	230.0	<30.0
4/27/2020	40.0	230.0	150.0	150.0	40.0	40.0				430.0	
4/28/2020				40.0		230.0	230.0	40.0	70.0	150.0	
5/4/2020	<30.0	40.0	230.0	143.9	90.0	430.0				40.0	
5/5/2020				30.0		90.0	40.0	230.0	430.0	930.0	40.0
5/11/2020	<30.0	<30.0	<30.0	95.9	90.0	90.0				90.0	
5/12/2020				90.0		430.0	90.0	230.0	430.0	230.0	90.0
5/18/2020	70.0	90.0	90.0	430.0	430.0	230.0				430.0	

River Fecal Coliform Data 2020  
(MPN/100 mL)

Date	Woonasquatucket River						West River			Providence River	Seekonk River
	W-9 - Manton Ave.	W-8D - Parking Bridge Olneyville	W-8C - Delaine St.	W7C-Eagle Street	W-7B - Pleasant Valley Pkwy.	W-7A - Kinsley St.	WE-10 - Douglas Ave. Bridge	WE-12 - Veazie St. Bridge	WE-11 - West River St. Bridge	PR-12 - Crawford St. Bridge	SR-5A - Pitman Street
5/19/2020				750.0		430.0	230.0	150.0	230.0	230.0	90.0
5/26/2020	<30.0	150.0	90.0	567.9	150.0	430.0				930.0	
5/27/2020				230.0		930.0	150.0	90.0	430.0	430.0	40.0
6/1/2020	150.0	430.0	230.0	314.5	430.0	430.0				1500.0	
6/2/2020				230.0		930.0	930.0	930.0	4300.0	230.0	<30.0
6/8/2020	930.0	930.0	930.0	994.5	4300.0	4300.0				230.0	
6/9/2020				430.0		2300.0	2300.0	9300.0	2300.0	4300.0	40.0
6/15/2020	110.0	930.0	930.0	1060.7	1500.0	2300.0				1500.0	
6/16/2020				930.0		430.0	430.0	430.0	2300.0	7500.0	230.0
6/18/2020								930.0	750.0	9300.0	
6/22/2020	230.0	430.0	4300.0	632.4	430.0	4300.0				930.0	
6/23/2020				2300.0		750.0	430.0		1500.0	230.0	40.0
6/25/2020		230.0	430.0	1500.0	9300.0				110000.0	46000.0	
6/29/2020		930.0	930.0	4624.9	4300.0	9300.0				9300.0	
6/30/2020				930.0		4300.0	4300.0	4300.0	2300.0	4300.0	9300.0
7/6/2020	40.0	2300.0	930.0	994.5	930.0	930.0				430.0	
7/7/2020				4300.0		9300.0	2300.0	2300.0	2300.0	9300.0	2300.0
7/13/2020	390.0	2300.0	750.0	1999.7	430.0	9300.0				930.0	
7/14/2020				4300.0		930.0	9300.0	4300.0	4300.0	4300.0	430.0
7/20/2020	930.0	930.0	930.0	1181.1	2300.0	9300.0				930.0	
7/21/2020				930.0		2300.0	4300.0	2300.0	4300.0	9300.0	
7/27/2020	90.0	930.0	930.0	632.4	930.0	2300.0				2300.0	
7/28/2020				230.0		2300.0	930.0	430.0	2300.0	2300.0	90.0
8/3/2020	150.0	1500.0	1200.0	803.1	930.0	1500.0				930.0	
8/4/2020				4300.0		930.0	930.0	430.0	430.0	930.0	90.0
8/11/2020	230.0	430.0	430.0	1999.7	930.0	930.0				750.0	
8/12/2020				430.0		430.0	930.0	230.0	930.0	230.0	40.0
8/17/2020	930.0	4300.0	4300.0	10158.7	24000.0	24000.0				24000.0	
8/18/2020				2300.0		2300.0	15000.0	9300.0	9300.0	24000.0	930.0
8/24/2020	150.0	430.0	230.0	3144.8	430.0	930.0				750.0	
8/25/2020				1500.0		430.0	2300.0	430.0	4300.0	2300.0	4300.0
8/31/2020	230.0	930.0	930.0	994.5	4300.0	930.0				2300.0	
9/1/2020				4300.0		9300.0	2300.0	2300.0	2300.0	930.0	230.0
9/8/2020	230.0	930.0	930.0	632.4	2300.0	9300.0				430.0	
9/9/2020				930.0		2300.0	2300.0	430.0	930.0	2300.0	230.0
9/14/2020	230.0	390.0	930.0	587.4	4300.0	1500.0				930.0	
9/15/2020				750.0		2300.0	4300.0	430.0	430.0	930.0	40.0
9/17/2020				430.0	930.0	1500.0	430.0	430.0		930.0	
9/21/2020	210.0	390.0	430.0	632.4	390.0	2300.0				150.0	

River Fecal Coliform Data 2020  
(MPN/100 mL)

Date	Woonasquatucket River						West River			Providence River	Seekonk River
	W-9 - Manton Ave.	W-8D - Parking Bridge Olneyville	W-8C - Delaine St.	W7C-Eagle Street	W-7B - Pleasant Valley Pkwy.	W-7A - Kinsley St.	WE-10 - Douglas Ave. Bridge	WE-12 - Veazie St. Bridge	WE-11 - West River St. Bridge	PR-12 - Crawford St. Bridge	SR-5A - Pitman Street
9/22/2020				930.0		230.0	230.0	2300.0	750.0	210.0	
9/24/2020					2100.0	930.0	150.0	430.0	230.0	930.0	
9/28/2020	930.0	430.0	430.0	240000.0	4300.0	4300.0				4300.0	
9/29/2020				46000.0		9300.0	15000.0	430.0	930.0	4300.0	90.0
10/5/2020	140.0	2300.0	3900.0	3144.8	2300.0	1500.0				230.0	
10/6/2020				230.0		2300.0	430.0	430.0	750.0	2100.0	
10/13/2020	930.0	9300.0	9300.0	7183.3	4300.0	9300.0				9300.0	
10/14/2020				430.0		2300.0	2300.0	9300.0	4300.0	9300.0	430.0
10/19/2020	230.0	230.0	90.0	196.7	230.0	930.0				930.0	
10/20/2020				15000.0		1500.0	230.0	430.0	230.0	430.0	<30.0
10/26/2020	90.0	40.0	<30.0	60.0	430.0	230.0				70.0	
10/27/2020				90.0		230.0	930.0	230.0	430.0	750.0	70.0
11/2/2020	930.0	930.0	230.0	314.5	750.0	2300.0				1200.0	
11/3/2020				230.0		150.0	930.0	230.0	230.0	750.0	230.0
11/9/2020	<30.0	90.0	30.0	83.1	<30.0	70.0				90.0	
11/10/2020				230.0		90.0	40.0	430.0	430.0	430.0	90.0
11/16/2020	430.0	40.0	430.0	196.7	230.0	4300.0				4300.0	
11/17/2020				230.0		430.0	90.0	750.0	230.0	230.0	90.0
11/23/2020	150.0	2300.0	4300.0	6323.8	4300.0	9300.0				9300.0	
11/24/2020				230.0		2300.0	430.0	430.0	2300.0	3900.0	
11/30/2020	40.0	40.0	430.0	196.7	70.0	70.0				430.0	
12/1/2020				2300.0		4300.0	430.0	4300.0	2300.0	930.0	4300.0
12/7/2020	1200.0	2300.0	930.0	994.5	750.0	1500.0				430.0	
12/8/2020				750.0		430.0	40.0	150.0	930.0	430.0	230.0
12/14/2020	<30.0	430.0	1500.0	214.5	90.0	430.0				750.0	
12/15/2020				40.0		150.0	230.0	<30.0	430.0	150.0	
12/21/2020	150.0	2300.0	90.0	52.0	70.0	230.0				930.0	
12/22/2020				210.0		40.0	150.0	90.0	230.0	230.0	
12/28/2020	930.0	390.0	930.0	314.5	430.0	430.0				430.0	
12/29/2020				90.0		230.0	<30.0	90.0	430.0	930.0	750.0