

**THE GREASE BUSTING
ADVENTURES OF
MR. CAN!**




**COLORING &
ACTIVITY BOOK!**

**COOL IT
& CAN IT!**




**Pledge to COOL IT & CAN IT and
help Mr. Can share the message
of proper grease disposal!**




GUIDE THE GREASE!



Get this cooled off grease beast to the trash can in the center!










SUPER HERO FACE SWAP!

Want to be a Mr. Can double?!
Carefully cut and paste a photo
of your face in the area provided.
Using a marker draw a mask
over your eyes!






WHAT'S MISSING?

Compare wastewater treatment facility images 1 and 2.


Can you spot what's missing in image 2?

Draw a circle around those items!

WASTEWATER TREATMENT FACILITY IMAGE 1



WASTEWATER TREATMENT FACILITY IMAGE 2







LARD
VEGETABLE OIL

DRIPPINGS
GREASE

MR. CAN
NBC

WATER
COOL IT

CAN IT
NARRAGANSETT BAY

**LGNMXIARCANITTSNAAT
LRKBGNVEGETABLEOILA
LEDECBLLIWATEROETS I
AACOOLITVDRIPPIN GSM
RSTIVNADSNXMRCA NP H
DET NARRAGANSETT BA Y**






DRAW COMIC STYLE!


STEP 1

Sketch perspective lines to help you draw a super hero flying in the sky! Keep things simple at this stage. Just use a few lines and shapes to help you think about the pose.



STEP 2

Draw the rough shape of your super hero within your guides, paying attention to your perspective lines. The fists are near to us, so they need to look very big. The legs and feet are farther away so should appear smaller.



DRAW COMIC STYLE!

STEP 3

Add more detail. Sketch in the shapes of the hair and fingers, and give your super hero a simple, silly comic expression. To add movement, draw a flowing cape using curved lines.



STEP 3


Use a heavier pencil to add more detail and shadow. Go over the drawing in black ink pen or marker, then color your super hero in bright, comic-book colors!

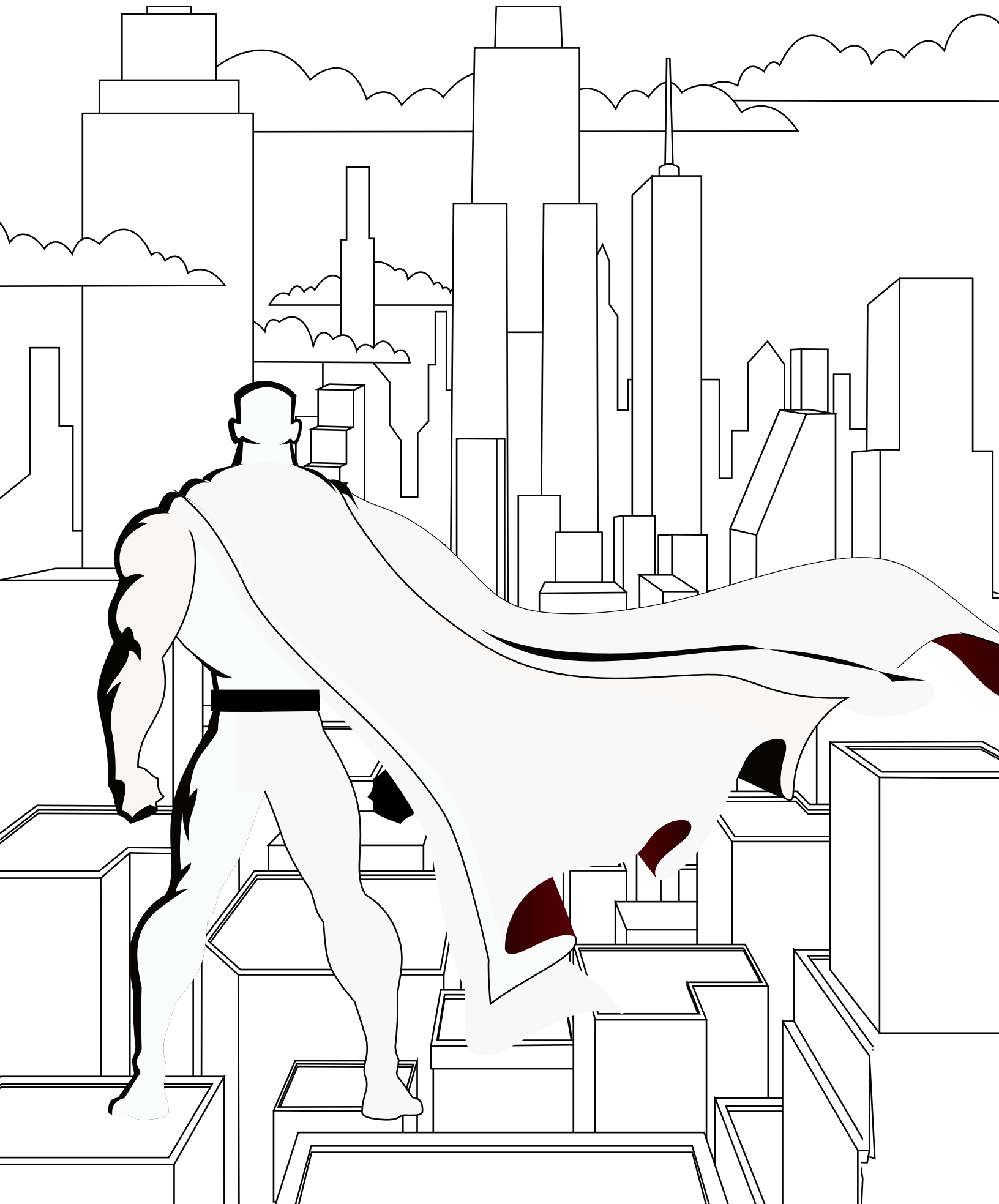


Comic style is about exaggerated elements and simple features. Once you've mastered your super hero, try drawing a whole comic strip!

**OTHER
HALF!**

Using the grid as a guide, complete the drawing of the grease beast.










COMIC STRIP ADVENTURE!

In the next few pages draw your very own comic strip!
Every good comic strip has a super hero and one or two villains!
Start with a cool title below and let your imagination go wild!
Remember draw exaggerated elements and simple features.
Draw extra comic shapes using zigzag lines and fat lettering!









**COOL IT
& CAN IT!**

www.narrabay.com

Narragansett Bay Commission

One Service Road, Providence, RI 02905