

PRETREATMENT PROGRAM

ANNUAL REPORT

JANUARY 1, 2021 - DECEMBER 31, 2021



ATTACHMENT VOLUME II

NBC WASTEWATER TREATMENT
FACILITY, SEWERAGE DISTRICT AND
USER SPECIFIC DATA

ATTACHMENT VOLUME II

NARRAGANSETT BAY COMMISSION

***WASTEWATER TREATMENT
FACILITY, SEWERAGE DISTRICT AND
USER SPECIFIC DATA***

**LISTING OF ATTACHMENT SECTIONS
ATTACHMENT VOLUME II**

**NBC WASTEWATER TREATMENT FACILITY,
SEWERAGE DISTRICT AND
USER SPECIFIC DATA**

<u>SECTION #</u>	<u>TITLE</u>
1	Industrial and Commercial users
2	Permit Issuance / Reissuance Activities
3	User Inspection History
4	Emergency or Special Investigations
5	Compliance Monitoring Results for Significant Industrial Users
6	Compliance Monitoring Results for Non-Significant Users
7	Surveillance Manhole Monitoring Data and Legend
8	Summary of Notice of Violation Letters Issued
9	User Late Reports and Requirements
10	POTW, Septage, and River Monitoring Data

ATTACHMENT VOLUME II

SECTION 1

***INDUSTRIAL AND COMMERCIAL
USERS***

***INDUSTRIAL AND COMMERCIAL
USERS***

FIELD'S POINT

**Industrial and Commercial Users
Field's Point - 2021**

Company Name	Facility Address	Category	Significant
101 Bar & Grill, Inc.	1478 Atwood Avenue Johnston RI 02919	85	No
121, LLC	121 Washington Street Providence RI 02903	85	No
141 Westminster Corporation	141 Westminster Street Providence RI 02903	85	No
144 Benefit Street Associates	144 Benefit Street Providence RI 02903-1208	86	No
1484 MSA Donuts, LLC	1484 Mineral Spring Avenue North Providence RI 02904	85	No
1592 MSA Donuts, LLC	1592 Mineral Spring Avenue North Providence RI 02904	85	No
1871 MSA Donuts, LLC	1871 Mineral Spring Avenue North Providence RI 02904	85	No
2 Brothers Family Pizza, Inc.	1385 Mineral Spring Avenue North Providence RI 02904	85	No
221 Academy Ave. Meat, Inc.	221 Academy Avenue Providence RI 02908	81	No
271 Tockwotten Partners LLC	271 Tockwotten Street Providence RI 02912	36	Yes
275 Group LLC	35 Aborn Street Providence RI 02903	85	No
383 Corporation - First Floor	100 Twin River Road, 1st Floor Lincoln RI 02865	85	No
383 Corporation - Second Floor	100 Twin River Road, 2nd Floor Lincoln RI 02865	85	No
383 Corporation - Third Floor	100 Twin River Road, 3rd Floor Lincoln RI 02865	85	No
401 Pizza, Inc.	609 Elmwood Avenue Providence RI 02907	85	No
50 Weybosset Holdings, LLC	50 Weybosset Street Providence RI 02903	85	No
65 Bath Pro LLC	65 Bath Street Providence RI 02908	86	No
73 Washington Corp.	81 Washington Street Providence, RI RI 02903	85	No
7-Eleven Inc. (Atwells)	548 Atwells Avenue Providence RI 02909	85	No
7-Eleven Inc. (Broad Street)	270 Broad Street Providence RI 02903	85	No
7-Eleven, Inc.	775 Cranston Street Providence RI 02907	85	No
A & F Plating Company	45 River Avenue Providence RI 02908	11	Yes
A Duie Pyle, Inc.	4 Green Earth Avenue Johnston RI 02919	37	No
A&M Enterprises RI, LLC	One Providence Place Providence RI 02903	85	No
A&M Fairway, Inc.	114 Waterman Street Providence RI 02906	85	No
A. Harrison & Company, Inc.	35 Hurdis Street North Providence RI 02904	22	Yes
A.A. Mariani Funeral/Carriage	200 Hawkins Street Providence RI 02904	96	No
AAA Northeast Warehouse/Fleet Operations	160 Royal Little Drive Providence RI 02904	37	No
AAMCO Transmission	422 Silver Spring Street Providence RI 02904	42	No
Academy Donuts, Inc.	270 Academy Avenue Providence RI 02908	85	No
Access Dental Care	1234 Mineral Spring Avenue North Providence RI 02904	94	No
Achievement First	370 Hartford Avenue Providence RI 02909	86	No
ACM Restaurant Inc.	772 Hope Street Providence RI 02906	85	No

**Industrial and Commercial Users
Field's Point - 2021**

Company Name	Facility Address	Category	Significant
Ada's Creations, Inc.	1137 Broad Street Providence RI 02905	85	No
Admiral Donuts, Inc.	50 Admiral Street Providence RI 02908	85	No
Admiral Packaging	10 Admiral Street Providence RI 02908-3203	42	No
Adriana Inc.	864 Broad Street Providence RI 02907	85	No
Advanced Dental Care	433 Lloyd Avenue Providence RI 02906	94	No
Aipso	302 Central Avenue Johnston RI 02919	86	No
AJ Coffee Thayer, LLC	257 Thayer Street Providence RI 02906	85	No
Al Forno	577 South Main Street Providence RI 02903	85	No
Al Son De Mi Barrio	690 Atwells Avenue Providence RI 02909	85	No
Alberto K. Corporation	230-232 Atwells Avenue Providence RI 02903	85	No
Al-Jac Produce	33 Hemlock Street Providence RI 02908	33	No
Allens Ave Donuts, LLC	820 Allens Avenue Providence RI 02905	85	No
Allied Group, LLC	333 Bucklin Street Providence RI 02907	24	No
Alloy Holdings, LLC	160 Niantic Avenue Providence RI 02907	43	Yes
Alpine Auto Body, Inc.	416 West Fountain Street Providence RI 02903	97	No
Aluminum & Copper Recycling, Inc.	68 Salem Street Providence RI 02907	42	No
Alviti Link-All, Inc.	165 Dyerville Avenue Johnston RI 02919	42	No
Amos House - Pine Street	460 Pine Street Providence RI 02907	85	No
Ampex Brands Pizza of NE, Inc.	1565 Mineral Spring Avenue North Providence RI 02904	85	No
Ampex Brands Pizza of NE, Inc.	580 Chalkstone Avenue Providence RI 02908	85	No
Amy's Place	214 Wickenden Street Providence RI 02903	85	No
Anchor Bay @ Pocasset	12 Old Pocasset Lane Johnston RI 02919	86	No
Anchor Toffee LLC	10 Sims Avenue Providence RI 02909	33	No
Andino's Restaurant	171 Atwells Avenue Providence RI 02903	85	No
Andrade Cranston Donuts	552 Cranston Street Providence RI 02907	85	No
Andrea's Restaurant	268 Thayer Street Providence RI 02906	85	No
Anjon Inc.	659 Killingly Street Johnston RI 02919	85	No
Annex Plating	9 Warren Avenue North Providence RI 02911	41	No
Anthony M. Paolucci, DMD, P.C.	1545 Smith Street North Providence RI 02911	94	No
Anthony Paolucci Family Dentists	931 Smith Street Providence RI 02908	94	No
Anthony's Auto Body	119 Greenville Avenue Johnston RI 02919	97	No
Antojitos Quetzal, Inc.	447 Hartford Avenue Providence RI 02909	85	No
Antonelli Poultry	62 DePasquale Avenue Providence RI 02903	33	No

**Industrial and Commercial Users
Field's Point - 2021**

Company Name	Facility Address	Category	Significant
Antonio's Pizza - Thayer Street LLC	256-258 Thayer Street Providence RI 02906	85	No
Apac Tool, Inc.	49 Hurdis Street North Providence RI 02904	46	No
Apple Valley Grandco, Inc.	1477 Atwood Avenue Johnston RI 02919	85	No
Apsara Asian Restaurant	716 Public Street Providence RI 02907	85	No
ARA-Rhode Island Dialysis	9 Plenty Street Providence RI 02907	95	No
Arbor Hill Assisted Living	153 Dean Street Providence RI 02903	86	No
Archangel Michael Inc.	1417 Atwood Avenue Johnston RI 02919	85	No
Archetype LLC.	103 Dike Street Providence RI 02909	85	No
Arden Jewelry Mfg, Co.	10 Industrial Lane Johnston RI 02919	42	No
AREE, LLC	18 South Angell Street Providence RI 02906	85	No
Aristocrat Dental Laboratory	868 Charles Street North Providence RI 02904	99	No
Armbrust International, Ltd.	735 Allens Avenue Providence RI 02905-5412	11	Yes
Armstrong/Gladding, American Post. #69	2 Salem Street Providence RI 02907	85	No
Aro-Sac, Inc.	1 Warren Avenue North Providence RI 02911	42	No
AS220	115 Empire Street Providence RI 02903	99	No
AS220 - Print Shop	131 Washington Street Providence RI 02903	24	No
ASP & Training Inc.	150 Niantic Avenue Providence RI 02907	85	No
Aspen Dental Management, Inc.	1384 Atwood Avenue Johnston RI 02919	94	No
Atamian Manufacturing Corp.	910 Plainfield Street Providence RI 02909	21	No
Athena Healthcare	99 Hillside Avenue Providence RI 02906	86	No
Atlantic Gladstone Realty, LLC.	110 Elm Street Providence RI 02903	53	No
Atwells Ave Donuts, LLC	579 Atwells Avenue, Unit 3, Building E Providence RI 02909	85	No
Atwells Realty Corporation	One Franklin Square Providence RI 02903	85	No
Atwill-Conroy Providence, LLC	1196 Smith Street Providence RI 02908	94	No
Atwood Car Wash	1512 Atwood Avenue Johnston RI 02919	97	No
Atwood Donuts, LLC	1491 Atwood Avenue Johnston RI 02919	85	No
Au Bon Pain - Women & Infants' Hospital	101 Dudley Street Providence RI 02905	85	No
Aurora Civic Association	289 Broadway Providence RI 02903	85	No
Auto Parts Group Southwest, LLC.	30 Green Earth Avenue Johnston RI 02919	42	No
Avenue Grille	2223 Mineral Spring Avenue North Providence RI 02911	85	No
Avenue N Providence	959 Hope Street Providence RI 02906	85	No
Ayame Hibachi Express	269 Thayer Street Providence RI 02906	85	No
Aznet, LLC	856 Admiral Street Providence RI 02904	92	No

**Industrial and Commercial Users
Field's Point - 2021**

Company Name	Facility Address	Category	Significant
B&D, LLC	579 Atwells Avenue, Suite 102 Providence RI 02909	85	No
B. Deltoro & Sons, Inc.	393 Harris Avenue Providence RI 02909	33	No
B. Maceroni & Sons, Inc.	1381 Smith Street North Providence RI 02911	96	No
B.A. Beverage Company, LLC	1910 Smith Street Unit 4 North Providence RI 02911	85	No
B.J. Clanton Complex	674 Prairie Avenue Providence RI 02903	86	No
Baba's First Daughter, LLC	424 Smith Street Providence RI 02908	85	No
Baffoni's Poultry Farm	320 Greenville Avenue Johnston RI 02919	33	No
Bagel Express	1846 Smith Street North Providence RI 02911	81	No
Baja's	273A Thayer Street Providence RI 02906	85	No
Baja's Taqueria	1650 Mineral Spring Avenue North Providence RI 02911	85	No
Baja's Taqueria	227 Thayer Street Providence RI 02906	85	No
Ballard Mack Sales and Service of RI	280 Scituate Avenue Johnston RI 02919	37	No
Bang Bar Inc.	370 Richmond Street Providence RI 02903	85	No
Bannister Operations Associates, LLC	135 Dodge Street Providence RI 02907	86	No
Barbara M. Bilder, D.M.D.	116 Wayland Avenue Providence RI 02906	94	No
Bay Foods, Inc.	1303 North Main Street Providence RI 02904	85	No
Bayberry Beer Hall	381 West Fountain Street Providence RI 02903	85	No
Bayberry Garden	225 Dyer Street Providence RI 02903	85	No
Bayside Endoscopy Center, LLC.	33 Staniford Street, First Floor Providence RI 02905	95	No
Beautiful Day RI	66 Benefit Street Providence RI 02904	81	No
Being Sisyphus, Inc.	11 Olneyville Square Providence RI 02909	85	No
Bell Funeral Home, Inc.	571 Broad Street Providence RI 02907	96	No
Bellini Restaurant	90 Westminster Street Providence RI 02903	85	No
Beneficent House, Inc.	One Chestnut Street Providence RI 02903	86	No
Benefit Dental Care, LLC	5 Benefit Street Providence RI 02904	94	No
Berkshire Place Ltd.	455 Douglas Avenue Providence RI 02908	86	No
Best Cleaner Inc.	1115 Chalkstone Avenue Providence RI 02908	92	No
Best Eastern Chinese and Japanese Restaurant	1820 Mineral Spring Avenue North Providence RI 02904	85	No
Best Taste	1001 Mineral Spring Avenue North Providence RI 02904	85	No
Bethany Home of Rhode Island	111 South Angell Street Providence RI 02906	86	No
Betty's	1137 Charles Street North Providence RI 02904	85	No
Big Tony's Pizza	525 Eaton Street Providence RI 02908	85	No
Biltmore Providence Lessee, LLC	11 Dorrance Street Providence RI 02903	85	No

**Industrial and Commercial Users
Field's Point - 2021**

Company Name	Facility Address	Category	Significant
Bites by Bre	11 Aleppo Street Providence RI 02909	85	No
Bitumar USA	30 Shipyard Street Providence RI 02905	95	No
Bj's Wholesale Club	200 Stonehill Road Johnston RI 02919	82	No
BKCHOL Inc.	333 Westminster Street Providence RI 02903	85	No
Blossom Laundry Inc.	65 Manton Avenue Providence RI 02909	92	No
Blue Cross Blue Shield of Rhode Island	500 Exchange Street Providence RI 02903	86	No
Blush Bakeshop, LLC	408 Atwells Avenue Providence RI 02909	85	No
BOE Fermenterprises	425 West Fountain Street Providence RI 02903	36	No
Bolt Coffee Co.	96 Calverly Street Providence RI 02908	89	No
Bonollo Provisions Co., Inc.	55 Clarkson Street Providence RI 02908	33	No
Borden Donuts	602 Killingly Street Johnston RI 02906	85	No
Borrelli's Bakery	805 Charles Street Providence RI 02904	81	No
Boscov's Department Store, LLC	6 Providence Place Providence RI 02903	85	No
Boston Bioskills Lab LLC	232 West Exchange Street Providence RI 02903	95	No
Branch Donuts, Inc.	740 Branch Avenue Providence RI 02904	85	No
Bravo Brasserie	123 Empire Street Providence RI 02903	85	No
Brewed Awakenings Coffeehouse LLC	1577 Atwood Avenue Johnston RI 02919	85	No
Briana's Restaurant	758 Atwells Avenue Providence RI 02909	85	No
Briarcliffe Gardens	49 Old Pocasset Road Johnston RI 02919	86	No
Bright Funeral Home	290 Public Street Providence RI 02905	96	No
Brittany Motors	159 Greenville Avenue Johnston RI 02919	97	No
Broad and Potter Laundromat	769 Broad Street Providence RI 02907	92	No
Broad Street Little Caesars, LLC	529 Broad Street Providence RI 02907	85	No
Broadway Bistro	205 Broadway Providence RI 02903	85	No
Broadway Laundry, Inc.	135 Broadway Providence RI 02903	92	No
Broccoli-Thompson Enterprises, LLC	1455 Mineral Spring Ave North Providence RI 02904	85	No
Brooklyn Coffee Tea & Guest House LLC.	209 Douglas Avenue Providence RI 02908	85	No
Brother's Famous Pizza	950 Broad Street Providence RI 02905	85	No
Brown University	75 Waterman Street Providence RI 02912	85	No
Brown University - 70 Brown Street	70 Brown Street Providence RI 02906	86	No
Brown University - 85 Waterman Street	85 Waterman Street Providence RI 02912	95	No
Brown University - Barbour Hall	100 Charlesfield Street Providence RI 02912	86	No
Brown University - Barus & Holley	184 Hope Street Providence RI 02912	95	No

**Industrial and Commercial Users
Field's Point - 2021**

Company Name	Facility Address	Category	Significant
Brown University - Central Heat Plant	235 Lloyd Avenue Providence RI 02912	52	No
Brown University - Diman & Wayland House	31 Brown Street Providence RI 02904	86	No
Brown University - Facilities Management	295 Lloyd Avenue Providence RI 02912	97	No
Brown University - Faculty Club	One Magee Street Providence RI 02912	85	No
Brown University - Geochem	156 George Street Providence RI 02906	95	No
Brown University - Graduate Center	42 Charlesfield Street Providence RI 02912	86	No
Brown University - Granoff Center	154 Angell Street Providence RI 02912	89	No
Brown University - Keeney Quad	11 Benevolent Street Providence RI 02912	86	No
Brown University - List Art	64 College Street Providence RI 02912	93	No
Brown University - Macmillan Hall	167 Thayer Street Providence RI 02906	95	No
Brown University - Meehan Auditorium	235 Hope Street Providence RI 02912	89	No
Brown University - Metcalf hall	98 Cushing Street Providence RI 02912	86	No
Brown University - Miller Hall	118 Cushing Street Providence RI 02912	86	No
Brown University - Nelson Fitness Center	225 Hope Street Providence RI 02912	89	No
Brown University - New Pembroke Hall	302 Thayer Street Providence RI 02912	86	No
Brown University - Rhode Island Hall	60 George Street Providence RI 02906	86	No
Brown University - School of Engineering	345 Brook Street Providence RI 02912	95	No
Brown University - Sears House	113 George Street Providence RI 02906	86	No
Brown University - Sharpe Refectory	144 Thayer Street Providence RI 02906	85	No
Brown University - Sidney Frank Hall	171 Meeting Street Providence RI 02912	95	No
Brown University - Vartan Gregorian Quad	101 Thayer Street Providence RI 02912	86	No
Brown University - Verney Woolley	204 Meeting Street Providence RI 02912	86	No
Brown University - Wellness Center	450 Brook Street Providence RI 02912	86	No
Brown University - Wriston Quad	29 Brown Street Providence RI 02904	86	No
Brown University- Alumnae Hall	194 Meeting Street Providence RI 02906	52	No
Brown University- Harkness House	47 Charlesfield Street Providence RI 02906	86	No
Brown University-Andrews Hall	211 Bowen Street Providence RI 02912	86	No
Brown University-Hope College	71 Waterman Street Providence RI 02912	86	No
Brown University-Horace Mann	47 George Street Providence RI 02912	86	No
Brown University-Lyman Hall	83 Waterman Street Providence RI 02912	86	No
Brown University-Manning Hall	21 Prospect Street Providence RI 02912	86	No
Brown University-Medical Education Bldg.	222 Richmond Street Providence RI 02903	95	No
Brown University-Remediation Project	70 Ship Street Providence RI 02912	40	No

**Industrial and Commercial Users
Field's Point - 2021**

Company Name	Facility Address	Category	Significant
Brown University-Watson Center	115 Waterman Street Providence RI 02912	53	No
BTP LLC (Broadway)	342 Broadway Providence RI 02909	85	No
BTP LLC (Hope Street)	820 Hope Street Providence RI 02906	85	No
BTP, LLC	103 Point Street Providence RI 02907	85	No
Bubbie's Market & Deli	727 Hope Street Providence RI 02906	85	No
Bubble Tea House	849 Westminster Street Providence RI 02903	85	No
Bucktown PVD LLC	471 West Fountain Street Providence RI 02903	85	No
Burger Domination LLC	301 Atwells Avenue Providence RI 02903	85	No
Burger King - # 1989	458 Smithfield Avenue Providence RI 02904	85	No
Burger King - # 2421	280 Broad Street Providence RI 02907	85	No
Burger King - #3406	45 Pleasant Valley Parkway Providence RI 02908	85	No
Burton Family Dental	1492 Mineral Spring Avenue North Providence RI 02904	94	No
Butler Hospital	345 Blackstone Boulevard Providence RI 02906	90	No
Butterbang, LLC	11 Aleppo Street, Unit #7 Providence RI 02909	85	No
C&L Johnston, LLC	1448 Hartford Avenue, Suite A Johnston RI 02919	85	No
CAAL Corporation	660 Woonasquatucket Avenue North Providence RI 02911	99	No
Cafe Choklad	2 Thomas Street Providence RI 02903	85	No
Cafe Four Twelve, Inc.	412 Douglas Avenue Providence RI 02908	85	No
Cafe La France - Empire	73 Empire Street Providence RI 02903	85	No
Cafe Nuovo	One Citizen Plaza Providence RI 02903	85	No
Calf Donuts Inc.	1245 North Main Street Providence RI 02904-1854	85	No
California Taco	94 Plain Street Providence RI 02905	85	No
Cal's Corner Restaurant	1538 Smith Street North Providence RI 02911	85	No
Camila Dry Cleaner, LLC	1060 Broad Street Providence RI 02905	92	No
Camp Nowhere	1838 Smith Street North Providence RI 02911	85	No
CAMRAC, LLC	1935 Mineral Spring Avenue North Providence RI 02904	37	No
CAMRAC, LLC. (Johnston)	1674 Hartford Avenue Johnston RI 02919	37	No
Capital Grille Holdings, Inc.	10 Memorial Blvd. Suite 101 Providence RI 02903	85	No
Capitol Hill Dental	276 Smith Street Providence RI 02908	94	No
Capriccio's Restaurant	2 Pine Street Providence RI 02903	85	No
Caress Dental Inc.	909 North Main Street Providence RI 02904	94	No
Caribbean Mini Market, LLC	615 Charles Street Providence RI 02904	85	No
Carito's	320 Cranston Street Providence RI 02907	85	No

**Industrial and Commercial Users
Field's Point - 2021**

Company Name	Facility Address	Category	Significant
Carl M. Cotoia DDS	183 Waterman Avenue Providence RI 02906	94	No
Carlo LLC	819 Elmwood Avenue Providence RI 02907	97	No
Casa Azul Taqueria	890 Allens Avenue Providence RI 02905	85	No
Casa Mexico	802 Atwells Avenue Providence RI 02909	85	No
Caserta Pizzeria	121 Spruce Street Providence RI 02903-1524	85	No
Casino Bound Donuts, LLC	1783 Old Louisquisset Pike Lincoln RI 02865	85	No
Cassarino's Restaurant	177 Atwells Avenue Providence RI 02903	85	No
Castillo Dental & Associates, Inc.	2148 Mineral Spring Avenue North Providence RI 02911	94	No
Catering 0808 LLC, d/b/a Roberts Deli	1282 Chalkstone Avenue Providence RI 02908	85	No
Cathedral Art Metal Co., Inc.	25 Manton Avenue Providence RI 02909	24	No
CAV	14 Imperial Place Providence RI 02903	85	No
Cayenne Sushi Restaurant	1450 Atwood Avenue Johnston RI 02919	85	No
CC WCM-MP PO, LLC	180 Friendship Street Providence RI 02903	83	No
Celebrity Cleaners	335 Manton Avenue Providence RI 02909	92	No
Central High School	70 Fricker Street Providence RI 02903	86	No
Certified Disaster Restoration	15 Clarkson Street Providence RI 02908	99	No
CGRG Enterprises, LLC	1041 Douglas Avenue Providence RI 02904-1609	85	No
Chacho, LLC	286 Academy Avenue Providence RI 02908	85	No
Chalkstone Auto Body, Inc.	224 Chalkstone Avenue Providence RI 02908	97	No
Chalkstone Supermarket	1050 Chalkstone Avenue Providence RI 02908	82	No
Channthathim Inc.	787 Hope Street Providence RI 02906	85	No
Charles Laundromat	615 Charles Street Providence RI 02904	92	No
Charles Street Dental	870 Charles Street North Providence RI 02904	94	No
Charlesgate Nursing Center	100 Randall Street Providence RI 02904	86	No
Charley PR Inc.	46 Providence Place, Space 5115 Providence RI 02903	85	No
Charuma	45 Weybosset Street Providence RI 02903	85	No
Chef Ho's	243 Atwells Avenue Providence RI 02903	85	No
Chelo's	505 Silver Spring Street Providence RI 02904	85	No
Chengdu Taste	495 Smith Street Providence RI 02908	85	No
Cheng's Kitchen	1526 Smith Street North Providence RI 02911	85	No
Cherry Hill Grille	223 B Greenville Avenue Johnston RI 02919	85	No
Cherry Hill Manor	2 Cherry Hill Road Johnston RI 02919	86	No
Chez Pascal	960 Hope Street Providence RI 02906	85	No

**Industrial and Commercial Users
Field's Point - 2021**

Company Name	Facility Address	Category	Significant
Chilangos LLC	447 Manton Avenue Providence RI 02909	85	No
China Garden Chinese Restaurant	1011 Chalkstone Avenue Providence RI 02908	85	No
China Wok	Providence Place Mall Providence RI 02903	85	No
Chipotle LLC	1386 Atwood Avenue Johnston RI 02919	85	No
Chipotle Mexican Grill	66 Branch Avenue Providence RI 02904	85	No
Chipotle Mexican Grill	235 Thayer Street Providence RI 02906	85	No
Choice Collision Center	125 Ernest Street Providence RI 02905	97	No
Choi's Restaurant	420 Cranston Street Providence RI 02907	85	No
Chomp PVD, LLC	117 Ives Street Providence RI 02906	85	No
Chow Fun, Inc.	121 North Main Street Providence RI 02903	85	No
Christian Brothers LLC	11 West Park Street Providence RI 02908	86	No
Christina D. Dicomés DMD	1557 Hartford Avenue Johnston RI 02919	94	No
Christopher Realty Corp.	1675 Douglas Avenue North Providence RI 02904	85	No
CIB Enterprises	7 Parade Street Providence RI 02909	85	No
Cibao Supermarket	228 Manton Avenue Providence RI 02903	82	No
Cisco's Pizza	361 Reservoir Avenue Providence RI 02907	85	No
Citizens Bank	685 Greenville Avenue Johnston RI 02919	86	No
City of Providence	444 Westminster Street Providence RI 02903	86	No
City of Providence	2 Kennedy Plaza Providence RI 02903	89	No
Cityline Dental	400 Reservoir Avenue Providence RI 02907	94	No
CJUF III MJH Providence, LLC	One Orms Street Providence RI 02904	86	No
Claudia's Creations LLC	1958 Smith Street North Providence RI 02911	85	No
Club Fantasies	28 Sims Avenue Providence RI 02909-1023	85	No
CND Marketing	50 Ann Mary Street Pawtucket RI 02860	85	No
Coca-Cola Bottling Company of Northern New England	95 Pleasant Valley Parkway Providence RI 02908	37	No
Coffee Plus Snack Bar V.F.#68	80 Washington Street Providence RI 02903	85	No
Coin-Op - Providence	280 - 282 Smith Street Providence RI 02908	92	No
Colbea LLC (North Main)	1075 North Main Street Providence RI 02904	97	No
Comfort Dental	1482 Broad Street Providence RI 02905	94	No
Community College of RI	1762 Louisquisset Pike Lincoln RI 02865-4585	86	No
Community College of RI - Providence	One Hilton Street Providence RI 02905	86	No
Complete Cleaning Systems Inc.	333 Niantic Avenue, Unit 1 Cranston RI 02910	99	No
Contech Medical, Inc.	99 Hartford Avenue Providence RI 02909	43	No

**Industrial and Commercial Users
Field's Point - 2021**

Company Name	Facility Address	Category	Significant
Contract Specialties, Inc.	234 Hartford Avenue Providence RI 02909	11	Yes
Cool-Lick's Lemonade and Ice Cream	1808 Smith Street North Providence RI 02911	85	No
Cooperative Care Center	2 Dudley Street Providence RI 02905-3236	90	No
Copper Todd LLC	185 Camp Street Providence RI 02906	85	No
Coronado LLC	1428 Hartford Avenue Johnston RI 02919	85	No
Costantino's Venda Bar & Ristorante	265 Atwells Avenue Providence RI 02903	85	No
Courtesy Cleaners, Inc.	13 Industrial Lane Johnston RI 02919	92	No
Courtyard by Marriott	32 Exchange Terrace Providence RI 02903	86	No
Cox Communications, Inc. - FP Vault	9 James P Murphy Highway West Warwick RI 02893	27	No
Craig Van Dongen, DDS	372 Ives Street Providence RI 02906	94	No
Crepe Corner	1577 Westminster Street Providence RI 02909	85	No
Crespo Market LLC	1115 Broad Street Providence RI 02905	81	No
Crisloid, LLC	55 Porter Street Providence RI 02905	21	No
Crisp LLC	385 Westminster Street Providence RI 02903	85	No
Cromwell Ventures, LLC	55 Cromwell Street Providence RI 02907	86	No
Crown Fried Chicken	936 Atwells Avenue providence RI 02909	85	No
Cumberland Farms Inc.	744 Branch Avenue Providence RI 02904	85	No
Cumberland Farms, Inc.	663 Killingly Street Johnston RI 02919	85	No
Cumberland Farms, Inc.	1040 Mineral Spring Avenue North Providence RI 02904	85	No
CV South Street Landing LLC	350 Eddy Street Providence RI 02903	53	No
D & D Chrome Plating	355 Dexter Street Providence RI 02907	41	No
D and F Coffee Inc.	1744 Mineral Spring Avenue North Providence RI 02904	85	No
D and F PVD Inc.	32 Custom House Street Unit 1 Providence RI 02903	85	No
D&D Coffee, Inc.	1800 Smith Street North Providence RI 02911	85	No
D. E. Foods, Inc.	420 Broad Street Providence RI 02907	85	No
D. Palmieri Bakery	624 Killingly Street Johnston RI 02919	89	No
D'Ambra Auto Sales	169 Elmwood Avenue Providence RI 02907	97	No
Darlington Memory Lane Inc.	1073 Mineral Spring Avenue North Providence RI 02904	86	No
Dave & Buster's	40 Providence Place Providence RI 02903	85	No
Dave's Coffee	341 South Main Street Providence RI 02903	85	No
David I. Konicov, D.D.S.	189 Governor Street Providence RI 02906	94	No
Davies Technical School	50 Jenckes Hill Road Lincoln RI 02865	86	No
Dean Auto Collision Center	700 North Main Street Providence RI 02904	97	No

**Industrial and Commercial Users
Field's Point - 2021**

Company Name	Facility Address	Category	Significant
Dean Auto Collision Center Inc.	30 Livingston Street Providence RI 02904	97	No
Delgado Inc.	499 Cranston Street Providence RI 02907	85	No
DeLuise Bakery Inc.	1251 Chalkstone Avenue Providence RI 02908	81	No
Demoulas Supermarkets, Inc.	1300 Hartford Avenue Johnston RI 02919	82	No
Den Den	182 Angell Street Providence RI 02906	85	No
Den Den Cafe Asiana	161 Benefit Street Providence RI 02903	85	No
Denise M. Shapiro, DDS	40 Elmgrove Avenue Providence RI 02906	94	No
Dent Plus Dental Center	66 Kennedy Plaza Providence RI 02903	94	No
Dental Associates of RI	1414 Atwood Avenue - Suite 350 Johnston RI 02919	94	No
Department of Administration	50 Orms Street Providence RI 02904	52	No
Department of Administration	1 Capitol Hill Providence RI 02908	83	No
Department of Veterans Affairs Medical Center	830 Chalkstone Avenue Providence RI 02908	90	No
Designs International Inc.	1263 Hartford Avenue Johnston RI 02919	42	No
Detroit Collision Center	1189 Douglas Avenue North Providence RI 02904	97	No
Dexter Cleaners	1669 Mineral Spring Avenue North Providence RI 02904	92	No
Diegos Providence LLC	192 Wayland Avenue Providence RI 02906	85	No
DiFruscia Industries, Inc.	20-A Starr Street Johnston RI 02919	11	Yes
Dinga Operating LLC	1427 Hartford Avenue Johnston RI 02919	85	No
Diocese of Providence	21 Traverse Street Providence RI 02903	85	No
Diocese of Providence - Office Building	One Cathedral Square Providence RI 02903	52	No
Dolce E Pane	725 Branch Avenue Providence RI 02904	81	No
Dolores	100 Hope Street Providence RI 02906	85	No
Domino's Pizza (Broad Street)	526 Broad Street Providence RI 02907	85	No
Drs. Votolato and Paziienza	266 Wayland Avenue Providence RI 02906	94	No
DTC Enterprises	930 Narragansett Boulevard Providence RI 02905	85	No
Duangpanya LLC	2086 Mineral Spring Avenue North Providence RI 02911	85	No
Duffs LLC	198 Putnam Pike Johnston RI 02919	85	No
Dunkin Donuts - Pleasant Valley	14 Pleasant Valley Parkway Providence RI 02908	85	No
Dunkin Donuts Center	One LaSalle Square Providence RI 02903	86	No
Du-Pro-Lux Cleansers	597 Plainfield Street Providence RI 02909	92	No
DWEJVINC	500 Broadway Providence RI 02909	85	No
E&M Enterprises, Ltd.	16 Sunnyside Avenue Johnston RI 02919	11	Yes
Eagle Laundry Inc.	411 Charles Street Providence RI 02904	25	Yes

**Industrial and Commercial Users
Field's Point - 2021**

Company Name	Facility Address	Category	Significant
East Coast Screen Printing	22 Partridge Street Providence RI 02908	99	No
East Side Cottage, LLC	748 Hope Street Providence RI 02906	85	No
East Side Periodontics, Ltd.	324 Angell Street Providence RI 02906	99	No
East Side Pockets, INC	278 Thayer Street Providence RI 02906	85	No
Eastern Screw Company	71 Mill Street Johnston RI 02919	26	No
Eastside Providence, LLC	165 Pitman Street Providence RI 02906	82	No
Easy Entertaining, Inc.	166 Valley Street, Building 10 Providence RI 02909	85	No
Ebisu Restaurant	38 Pontiac Avenue Providence RI 02907	85	No
Edgewood Restaurant Holdings, LLC.	800 Allens Avenue Providence RI 02905	85	No
El Caribeno Restaurant	226 Academy Avenue Providence RI 02908	85	No
El Chapin	271 Plainfield Street Providence RI 02909	85	No
El Eden Express	610 B Elmwood Avenue Providence RI 02907	85	No
El Eden Restaurant	1110 Chalkstone Avenue Providence RI 02908	85	No
El Fogon Latino Restaurant, LLC	1100 Broad Street Providence RI 02905-1619	85	No
El Mogote	1262 Broad Street Providence RI 02905	85	No
El Quiche Bakery Store, Inc.	1076 Chalkstone Avenue Providence RI 02908	81	No
El Rey De Las Pupusas	1019 Chalkstone Avenue Providence RI 02908	85	No
Electrolizing, Inc.	20 Houghton Street Providence RI 02904	11	Yes
Elliot M. Robbins Funeral Home	2251 Mineral Spring Avenue North Providence RI 02911	96	No
Elmwood Adult Day Health Care Center	20 Miner Street Providence RI 02905	86	No
Elmwood Avenue Church of God	297 Elmwood Avenue Providence RI 02907	85	No
Elmwood Health Center	225 Elmwood Avenue Providence RI 02907	86	No
Empire Restaurant Holdings	397 Westminster Street Providence RI 02903	85	No
Epivax, Inc.	188 Valley Street, Suite 424 Providence RI 02909	95	No
Equilon Enterprises LLC	520 Allens Avenue Providence RI 02905	37	No
Exchange ST Hotel LLC	5 Exchange Street Providence RI 02903	86	No
Extreme Clean Laundry Inc.	50 Ann Mary Street Pawtucket RI 02860	92	No
F. Saia Restaurants, Inc. LLC	1200 Hartford Avenue Johnston RI 02919	85	No
Fairfield University Heights LP	99 Roger Williams Green Providence RI 02904-2807	86	No
Fairfield University Heights LP	99 Roger Williams Green Providence RI 02904-2807	86	No
Fairfield University Heights LP	99 Roger Williams Green Providence RI 02904-2807	86	No
Fairfield University Heights, LP	99 Roger Williams Green Providence RI 02904-2807	86	No
Fairfield University Heights, LP	99 Roger Williams Green Providence RI 02904-2807	86	No

**Industrial and Commercial Users
Field's Point - 2021**

Company Name	Facility Address	Category	Significant
Famiglia e Amici Inc.	762 Hope Street Providence RI 02906	85	No
Farm Fresh RI Food Hub	10 Sims Avenue, #103 Providence RI 02909	89	No
Farview, Inc.	252 Brook Street Providence RI 02906	84	No
Fearless Fish Market, LLC	425 West Fountain Street Providence RI 02903	81	No
Federal Taphouse & Kitchen	279 Atwells Avenue Providence RI 02903	85	No
FedEx Ground Package System, Inc.	29 Green Earth Way Johnston RI 02919	37	No
Fed-Rick Veal Company	125 Sutton Street Providence RI 02903	33	No
Feed the Cheeks	182 Wayland Avenue Providence RI 02906	81	No
Fellini Pizzeria	166 Wickenden Street Providence RI 02903	85	No
Ferguson Perforating Company	130 Ernest Street Providence RI 02905	42	No
FI Management, LLC	929 North Main Street Providence RI 02904	92	No
Figidini Wood Fire Eatery, LLC	67 Washington Street Providence RI 02903	85	No
Fili Cafe, LLC	225 Waterman Street Providence RI 02906	85	No
Flame	734 Eddy Street Providence RI 02903	85	No
Flatbread Providence, Inc.	161 Cushing Street Providence RI 02906	85	No
Food and Beverage Corp.	44 Custom House Street Providence RI 02903	85	No
Food Corp	863 Broad Street Providence RI 02907	82	No
Food For The Soul	149 Admiral Street Providence RI 02908	85	No
Forty-Four Donuts, Inc.	39A Putnam Pike Johnston RI 02919	85	No
Fountainview JV Owner, LLC	78 Fountain Street Providence RI 02903	83	No
Four Season's Restaurant	361 Reservoir Avenue Providence RI 02910	85	No
Francesco's Pizzeria	357 Hope Street Providence RI 02906	85	No
Frank D'Amato, DMD	1637 Mineral Spring Avenue, Suite 213 North Providence RI 02904	94	No
Freeway Car Wash	1880 Westminster Street Providence RI 02909	97	No
Freezing Point Inc	183 Providence Place Providence RI 02903	85	No
Fresenius Kidney Care	125 Corliss Street Providence RI 02904	95	No
Fresh Pita	1385 Mineral Spring Avenue North Providence RI 02911	85	No
Friendly Laundry, Inc.	1000 Chalkstone Avenue Providence RI 02908	92	No
Friskie Fries	751 Hartford Avenue Johnston RI 02919	85	No
Friskie Fries	100 Washington Street Providence RI 02903	85	No
Fruity Franchise	755 Westminster Street Providence RI 02903	85	No
Fu Ming Chinese Restaurant	9 Greenville Avenue Johnston RI 02919	85	No
Fuji Restaurant Group, Inc.	1190 North Main Street Providence RI 02904	85	No

**Industrial and Commercial Users
Field's Point - 2021**

Company Name	Facility Address	Category	Significant
G&R Daou, Inc	9 Wayland Square Providence RI 02906	85	No
G. Tanury Plating Company	100 Railroad Avenue Johnston RI 02919	11	Yes
Ganko Ittetsu Ramen	215 Thayer Street Providence RI 02906	85	No
Gano Holdings, LLC	220 India Street Providence RI 02903	86	No
Gao & Gao, Inc.	1463 Atwood Avenue Johnston RI 02919	85	No
Garden of Eve	405 Harris Avenue Providence RI 02909	85	No
Ga-Rel Manufacturing Company	564 Manton Avenue Providence RI 02909	44	No
Genesis Marketing Group - Warren Avenue	2 Warren Avenue North Providence RI 02911	42	No
Geneva Diner	1162 Douglas Avenue North Providence RI 02904	85	No
Geoff's South Main St.	401 South Main Street Providence RI 02903	85	No
Gilbane Building Company	7 Jackson Walkway Providence RI 02903	53	No
Glorious West African Cuisine	1230 Elmwood Avenue Providence RI 02907	85	No
Golden City	39 Putnam Pike Johnston RI 02919	85	No
Golden Crest Nursing Centre	100 Smithfield Road North Providence RI 02904	86	No
Golden House Chinese Restaurant	260 Hawkins Street Providence RI 02904	85	No
Golden Pot, Inc.	150 Elmwood Avenue, Suite 3 Providence RI 02907	85	No
Good Fortune Chinese Restaurant	101 Cadillac Drive Providence RI 02907	85	No
Gorditas, Inc.	351 Atwells Avenue Providence RI 02903	85	No
Gotham Greens Providence, LLC	555 Harris Avenue Providence RI 02909	81	No
Gothic Pewter LLC	95 Hathaway Street, Suite 31 Providence RI 02907	43	No
Gracie's Ventures	194 Washington Street Providence RI 02903	85	No
Granitec	300 Morgan Avenue Johnston RI 02919	42	No
Great Northern BBQ Co LLC	9 Parade Street Providence RI 02909	85	No
Greater Providence Donuts LLC	860 Elmwood Avenue Providence RI 02907	85	No
Greystone Auto Center	129 Waterman Avenue North Providence RI 02911	97	No
Grieco Family Holding Co, LLC	19 Industrial Lane Johnston RI 02919	97	No
H and A Kitchen	92 Carpenter Street Providence RI 02903	85	No
H&A Laundromat	598 Hartford Avenue Providence RI 02909	92	No
H&S Management, LLC	1401 Douglas Avenue North Providence RI 02904-4058	85	No
HABC LLC	122 Fountain Street Providence RI 02903	85	No
HABC, LLC	3 Luongo Square Providence RI 02903	85	No
Hamov- Hotov LLC	761 Hartford Avenue Johnston RI 02919	85	No
Hanju Kitchen	422 Atwells Avenue Providence RI 02909	85	No

**Industrial and Commercial Users
Field's Point - 2021**

Company Name	Facility Address	Category	Significant
Happy Crab, Inc.	650 Branch Avenue Unit 2 Providence RI 02904	85	No
Harrison Casting	15 Joy Street Johnston RI 02919	51	No
Haruki East Ltd.	172 Wayland Avenue Providence RI 02906	85	No
Hasbro	1 Hasbro Place Providence RI 02903	86	No
Haven Brothers Diner	72 Spruce Street Providence RI 02903-1557	85	No
Hei Place	One Commerce Way Johnston RI 02919	85	No
Helado Taiyaki LLC	102 Dean Street Providence RI 02903	85	No
Hemenway's Seafood Grill & Oyster Bar	121 South Main Street Providence RI 02903	85	No
Heng Heng Restaurant	165 Angell Street Providence RI 02906	85	No
Highlander Charter School	42 Lexington Avenue Providence RI 02907	86	No
Hillview Auto Body	105 Railroad Avenue Johnston RI 02919	97	No
Himalayan Group, LLC	234 Wickenden Street Providence RI 02903	85	No
HNR, LLC	300 George Waterman Road Johnston RI 02919	85	No
Ho Toy	277 Thayer Street Providence RI 02906	85	No
Hobbs Brook Management LLC	1301 Atwood Avenue Johnston RI 02919	86	No
Hobbs Brook Management, LLC	270 Central Avenue Johnston RI 02919	86	No
Hodosh Dental Associates, Inc.	243 Elmwood Avenue Providence RI 02907	94	No
Homefries Restaurant	1417 Atwood Avenue Johnston RI 02919	85	No
Hometown Pizza and Subs	620 Killingly Street Johnston RI 02919	85	No
Honey Dew Donuts (Allens)	460 Allens Avenue Providence RI 02905	85	No
Hope Creamery	569 Branch Avenue Providence RI 02904	85	No
Hope Hospice & Palliative Care RI	1085 North Main Street Providence RI 02904	86	No
Hope Street KFC Inc.	805 North Main Street Providence RI 02904	85	No
Hot Club	25 Bridge Street Providence RI 02903	85	No
HoToy, LLC	275 Thayer Street Providence RI 02906	85	No
Housing Authority of the City of Prov.	243 Smith Street Providence RI 02908	86	No
Hudson Services, Inc.	101 Cranston Street Providence RI 02907	92	No
Hudson Street Deli, LLC	68 Hudson Street Providence RI 02909	85	No
Hungry Ghost Press	60 Valley Street, Unit 2 Providence RI 02909	99	No
Hurd Auto Mall	1705 Hartford Avenue Johnston RI 02919	97	No
Hyde Park Burgers, LLC	1450 Hartford Avenue Johnston RI 02919	85	No
I Love Mexico	283 Smith Street Providence RI 02908	85	No
I Love Milkshakes Providence Mall LLC	1 Providence Place Providence RI 02903-1739	85	No

**Industrial and Commercial Users
Field's Point - 2021**

Company Name	Facility Address	Category	Significant
I. Broomfield & Son, Inc.	14 LeHigh Street Providence RI 02905	41	No
Iced Coffee, LLC	1680 Hartford Avenue Johnston RI 02919	85	No
Ideal Plating & Polishing Co., Inc.	175 Public Street Providence RI 02903	11	Yes
IGT	10 Memorial Blvd Providence RI 02903	85	No
Imperial Tile & Marble Works Inc.	1006 Charles Street North Providence RI 02904	99	No
India House Inc.	261 Thayer Street Providence RI 02906	85	No
India Restaurant	1060 Hope Street Providence RI 02906	85	No
Induplate LLC	1 Greystone Drive North Providence RI 02911	11	Yes
International Chromium Plating Company, Inc.	2 Addison Place Providence RI 02909	11	Yes
International Education Partners, LLC.	75 East Street Providence RI 02903	86	No
International Insignia Corporation	1280 Eddy Street Providence RI 02905	11	Yes
Ira Green, Inc.	177 Georgia Avenue Providence RI 02905	11	Yes
Istanbul Gourmet Market, LLC	1706 Mineral Spring Avenue North Providence RI 02904	82	No
Italia, LLC	659 Smith Street Providence RI 02908	85	No
Ivy Tavern	758 Hope Street Providence RI 02906	85	No
J & M Convenience Store	718 Plainfield Street Providence RI 02909	85	No
J & W - 91 Friendship	91 Friendship Street Providence RI 02903	53	No
J & W - Athletics Practice Facility	60 Harborside Boulevard Cranston RI 02905	85	No
J & W - Cuisinart Center for Culinary Excellence	333 Shipyard Street Providence RI 02905	86	No
J & W - East Hall	1 Washington Avenue, CUE Providence RI 02905	86	No
J & W - Friedman Center	321 Harborside Boulevard Providence RI 02905	86	No
J & W - Imperial Hall	15 Hospital Street Providence RI 02903	86	No
J & W - John Hazen White Center	30 Chestnut Street Providence RI 02903	53	No
J & W - Renaissance Hall	101 Cedar Street Providence RI 02903	86	No
J & W - South Hall	1 Washington Ave Providence RI 02905	86	No
J & W - Taco Center Criminalistics Lab	10 Abbott Park Place Providence RI 02903	95	No
J & W - West Hall	1 Washington Avenue, CUW Providence RI 02905	86	No
J & W - Wildcat Center	305 Shipyard Street Providence RI 02905	86	No
J & W - Xavier Mercy Hall	60 Broad Street Providence RI 02903	86	No
J & W -Center for Science and Innovation	75 Chestnut Street Providence RI 02903	95	No
J & W University	35 Claverick Street Providence RI 02903	96	No
J & W Xavier Academics Center	15 Foster Street Providence RI 02903	86	No
J & W-Chestnuts	59 Chestnut Street Providence RI 02903	85	No

**Industrial and Commercial Users
Field's Point - 2021**

Company Name	Facility Address	Category	Significant
J & W-Harborside Academics	265 Harborside Blvd. Providence RI 02905	86	No
J & W-McNulty Hall	101 Pine Street Providence RI 02903	86	No
J & W-Snowden Hall	32 Page Street Providence RI 02903	86	No
J.F. Skeffington Funeral Home	925 Chalkstone Avenue Providence RI 02908	96	No
Jacky's at Arcade LLC	65 Weybosset Street Units 122-123 Providence RI 02903	85	No
Jacky's Galaxy Providence	Water Place Towers, 200 Exchange Street Providence RI 02903	85	No
Jacky's Restaurant and Banquets	1488 Mineral Spring Avenue North Providence RI 02904	85	No
Jacob Werba, DDS	655 Broad Street #101 Providence RI 02907-1444	94	No
Jahunger	333 Wickenden Street Providence RI 02903	85	No
Jains's Laundry, Inc.	39 Putnam Pike Johnston RI 02919	92	No
Jammat Housing	708 Elmwood Ave Providence RI 02907	86	No
Jars Pub, LLC	1839 Smith Street North Providence RI 02911	85	No
Jeanette's Bakery	348 Branch Avenue Providence RI 02904	81	No
Jelly Donuts LLC	1132 Mineral Spring Avenue North Providence RI 02904	85	No
JH Restaurant Providence LLC	36 Exchange Terrace Providence RI 02903	85	No
Jiang Li, LLC	1025 Chalkstone Avenue Providence RI 02908	92	No
JJ Group, Inc.	1386 Atwood Avenue Johnston RI 02919	85	No
JLC Foods, Inc.	1920 Mineral Spring Avenue North Providence RI 02904	85	No
JL's Dana's Sports Lounge	1410 R Mineral Spring Avenue North Providence RI 02904	85	No
JMA Inc.	393 Charles Street Providence RI 02904	85	No
Joest LLC	134 Atwells Avenue Providence RI 02903	85	No
John T. A. Romano DDS, Inc.	463 Broadway Providence RI 02909	94	No
Johnston Dental Group, LLC	1524 Atwood Avenue, Suite 438 Johnston RI 02919	94	No
Johnston Family Dentistry	1136 Hartford Avenue Johnston RI 02919	94	No
Johnston Public Schools	4 School Street Johnston RI 02919	86	No
Johnston Senior Center	1291 Hartford Avenue Johnston RI 02919	86	No
Johnston Taco, LLC	1379 Atwood Avenue Johnston RI 02919	85	No
Jon Roc Linc	100 Twin River Road Lincoln RI 02865	85	No
Jozon Enterprises, Inc.	739 Hartford Avenue Providence RI 02919-5418	85	No
JPL Enterprises, LLC	1258 Broad Street Providence RI 02905	81	No
JRB LLC	318 Broadway Providence RI 02909	85	No
JR's Providence, LLC	371 Richmond Street Providence RI 02903	85	No
JSC New England Operating, LLC	1375 Hartford Avenue Johnston RI 02919	85	No

**Industrial and Commercial Users
Field's Point - 2021**

Company Name	Facility Address	Category	Significant
JSC New England Operating, LLC	155 Thurbers Avenue Providence RI 02905	85	No
JSC New England Operating, LLC	9 Putnam Pike Johnston RI 02919	85	No
Kamborian Bros Inc.	294 Atwells Avenue Providence RI 02903	85	No
Karaoke Box	122 Fountain Street Providence RI 02903	85	No
KCW Management LLC	695 North Main Street Providence RI 02904	85	No
Kelly's Car Wash, Inc.	200 Charles Street Providence RI 02904	97	No
Ken Rocha Collision, LLC	555 Cranston Street Providence RI 02907	97	No
KG Kitchenbar	771 Hope Street Providence RI 02906	85	No
Khoo Kitchen	633 Charles Street Providence RI 02904	85	No
King Restaurant, Inc.	262 South Water Street Providence RI 02903	85	No
Kingston BR LLC	985 North Main Street Providence RI 02904	97	No
KLEOS-RI	250 Westminster Street Providence RI 02903	85	No
Knead Doughnuts	135 Elmgrove Avenue Providence RI 02906	85	No
Kozy Group, LLC	1481 Broad Street Providence RI 02905	85	No
KRE Husky Providence Licensee, LLC	700 Smith Street Providence RI 02908	86	No
KRE Husky Providence Licensee, LLC	700 Smith Street Providence RI 02908	86	No
L T Treats, Inc.	169 Providence Place Mall Providence RI 02903	85	No
L.N.P. Enterprises, Inc.	887 North Main Street Providence RI 02904	85	No
L/M Taco RI	1479 Mineral Spring Avenue North Providence RI 02904	85	No
L/M Taco RI, Inc.	150 Douglas Avenue Providence RI 02908	85	No
L/M TacoRI Inc.	1304 Broad Street Providence RI 02905	85	No
La Artesa Bakery Inc.	216 Academy Avenue Providence RI 02908	81	No
La Broa Pizza	925 Broad Street Providence RI 02907	85	No
La Chapincita Market, LLC	996 Chalkstone Avenue Providence RI 02908	81	No
La Cocina LLC	671 Broadway Providence RI 02909-1838	85	No
La Excelencia Restaurant	452 Cranston Street Providence RI 02907	85	No
La Familia Restaurant	1421 Broad Street Providence RI 02905	85	No
La Gran Parada	937 Broad Street Providence RI 02905	85	No
La Lin Enterprises, Inc.	524-528 Cranston Street Providence RI 02907	92	No
La Lupita Tacos Mexicanos LLC	1950 Westminster Street Providence RI 02909	85	No
La Mei Hot Pot	256 Broadway Providence RI 02903	85	No
La Poblanita Taqueria	273 Academy Avenue Providence RI 02908	81	No
La Roca Restaurant	1150 Elmwood Avenue Providence RI 02907	85	No

**Industrial and Commercial Users
Field's Point - 2021**

Company Name	Facility Address	Category	Significant
La Sonrisa Cafeteria Restaurant	320 Broad Street Providence RI 02907	85	No
Ladder 133 Bar and Grill	133 Douglas Avenue Providence RI 02908	85	No
Lancellotta's Banquet Restaurant	1113 Charles Street North Providence RI 02904	85	No
Lang's Bowlarama, Inc.	225 Niantic Avenue Cranston RI 02907-3186	85	No
Lanni Restaurant Group, LLC	16 Josephine Street North Providence RI 02904	85	No
L'Artisan Cafe & Bakery	11-15 Point Street Providence RI 02903	85	No
LaSalle Academy	612 Academy Avenue Providence RI 02908	86	No
LaSalle Bakery	993 Smith Street Providence RI 02908	85	No
LaSalle Donuts Inc.	1009 Smith Street Providence RI 02908	85	No
Laughing Gorilla LLC	60 Valley Street Providence RI 02909	85	No
Laundromax	248 Academy Avenue Providence RI 02908	92	No
Laundromax - 1315 Broad Street, LLC	1315 Broad Street Providence RI 02905	92	No
Laundromax - 395 Admiral Street LLC	395 Admiral Street Providence RI 02908	92	No
Laundromax - 932 Atwells Ave LLC	932 Atwells Avenue Providence RI 02909	92	No
Laundromax - Mineral Spring Avenue	1778 Mineral Spring Avenue North Providence RI 02904	92	No
Laundry World	722 Cranston Street Providence RI 02907-3059	92	No
Laurelmead Cooperative Inc.	355 Blackstone Boulevard Providence RI 02906	86	No
Lawrence P. Stephenson, DDS, Ltd.	1826 Mineral Spring Avenue North Providence RI 02904	94	No
Lawrence Page, DMD, Inc.	31 Elmgrove Avenue Providence RI 02906	94	No
Layali	36 Weybosset Street Providence RI 02903	85	No
LCP Providence Hotel Investment	139 Mathewson Street Providence RI 02903	86	No
Lena Karkalas, DDS	151 Waterman Street, Suite 3 Providence RI 02906	94	No
Li Li Wok	600 Douglas Avenue Providence RI 02908	85	No
Lifespan Physician Group/Womens Medicine	148 West River Street, Suite 8 Providence RI 02904	95	No
Light & Conforti DMDs, LLC	189 Waterman Street Providence RI 02906	94	No
Lighthouse Restaurant, Inc.	1665 Hartford Avenue Johnston RI 02919	85	No
Like No Udder, LLC	170 Ives Street Providence RI 02906	85	No
Lima Elementary School	222 Daboll Street Providence RI 02907	86	No
Lima Subs, LLC	306B Charles Street Providence RI 02904	85	No
L'Image	6 Industrial Lane Johnston RI 02919	42	No
Lincoln School	301 Butler Avenue Providence RI 02906	86	No
Lincolnwood Operator, LLC	610 Smithfield Road North Providence RI 02904	86	No
Little Sister	737A Hope Street Providence RI 02906	85	No

**Industrial and Commercial Users
Field's Point - 2021**

Company Name	Facility Address	Category	Significant
Livi's Pocket LLC	65 Weybosset Street, Unit 101 Providence RI 02903	85	No
LNP Enterprises, Inc.	1744 Mineral Spring Avenue North Providence RI 02911	85	No
Long Live Beer Works, Inc.	40R Sprague Street Providence RI 02907	36	No
Long River Restaurant	433 Plainfield Street Providence RI 02909	85	No
Los Andes Restaurant	903 Chalkstone Avenue Providence RI 02908	85	No
Lotus Garden	223 Atwells Avenue Providence RI 02903	85	No
Louis Family Restaurant	286 Brook Street Providence RI 02906	85	No
Lovera VIP	1266 Broad Street Providence RI 02905	85	No
Lucky Enough	1492 Westminster Street Providence AK 02909	85	No
Lucky Kitchen	752 Hope Street Providence RI 02906	85	No
Luigi's Restaurant & Gourmet Express	1359 Hartford Avenue Johnston RI 02919	85	No
M&M Diner	1031 Plainfield Street Johnston RI 02919	85	No
M&T Super Market	1059 Broad Street Providence RI 02905	81	No
M. G. Motors Inc.	1402 Atwood Avenue Johnston RI 02919	97	No
M.B. Rubinstein, DDS & R.J. Ducoff, DMD	362 Ives Street Providence RI 02906	94	No
Mac-Gray Services, Inc.	550 Hartford Avenue Providence RI 02909	92	No
Madrid European Bakery LLC	199 Wayland Avenue Providence RI 02906	81	No
Magic Gas & Carwash, Inc.	1885 Mineral Spring Avenue North Providence RI 02911	97	No
Magna Spirits, Inc.	122 Washington Street Providence RI 02903	85	No
Mahr, Inc	1144 Eddy Street Providence RI 02905-4509	52	No
Mahr, Inc.	1139 Eddy Street Providence RI 02905	11	Yes
Mainelli Tool & Die, Inc.	30 Houghton Street Providence RI 02904	42	No
MAJA Enterprises	310 Atwells Avenue Providence RI 02903	85	No
Malachi's	134 Ives Street Providence RI 02906	85	No
Manchester Street, LLC	40 Point Street Providence RI 02903	27	Yes
Mansolillo Dental	1347 Hartford Avenue Johnston RI 02919	94	No
Manton Donuts, Inc.	51 Manton Avenue Providence RI 02909	85	No
Mao Virgulak	610 Plainfield Street Providence RI 02909	92	No
Mare Restaurant, LLC	229 Waterman Street Providence RI 02906	85	No
Maria's Cucina	477 Broadway Providence RI 02909	85	No
Mark Pochebit, DMD	151 Waterman Street Providence RI 02906	94	No
Markos Automotive	141 Manton Avenue Providence RI 02909	97	No
Maya Bakery	113-115 Valley Street Providence RI 02909	81	No

**Industrial and Commercial Users
Field's Point - 2021**

Company Name	Facility Address	Category	Significant
Maya Guatemala, Inc.	264 Pocasset Avenue Providence RI 02909	85	No
McAllister Towing of Narragansett Bay	1 India Street Providence RI 02903	80	No
McAuley House	622 Elmwood Avenue Providence RI 02907	85	No
McBride's Pub	161 Wayland Avenue Providence RI 02906	85	No
McDonalds - Branch Avenue	736 Branch Avenue Providence RI 02904	85	No
McDonald's/Kristin Foods, Inc.	1377 Atwood Avenue Johnston RI 02919	85	No
MCM Technologies	175 Dupont Drive Providence RI 02907	24	No
Meast, LLC	58 DePasquale Avenue Providence RI 02903	85	No
Meeting Street	1000 Eddy Street Providence RI 02905	86	No
Mekong Market	314 Broad Street Providence RI 02907	81	No
Meller Optics, Inc.	120 Corliss Street Providence RI 02904	27	No
Metallurgical Solutions, Inc.	85 Aldrich Street Providence RI 02905	11	Yes
Metropolitan Career & Tech Ctr	325 Public Street Providence RI 02905	86	No
Mi Guatemala Restaurant	1049 Atwells Avenue Providence RI 02909	85	No
Mi Hacienda Restaurant	603 Plainfield Street Providence RI 02909	85	No
Mi Quisqueya Supermarket	933 Broad Street Providence RI 02907	81	No
Mi Sueno Inc.	1070 Broad Street Providence RI 02905	85	No
Middle Eddy, LLC	95 Eddy Street Providence RI 02903	85	No
Mills Coffee Roasting Co.	1058 Broad Street Providence RI 02905	89	No
Mills Tavern	101 North Main Street Providence RI 02903-1366	85	No
Mineral Spring Cafe LLC	1565 Mineral Spring Avenue, Suite B North Providence RI 02904	85	No
Minervas Pizza	20 South Angell Street Providence RI 02906	85	No
Miriam Hospital	164 Summit Avenue Providence RI 02906	90	No
Miriam Hospital - Rise Building	14 Third Street Providence RI 02906	95	No
Mohegan Johnston (SM) Subs, LLC	1412 Atwood Avenue Johnston RI 02919	85	No
Monarch Metal Finishing Co., Inc.	100 Railroad Avenue Johnston RI 02919	11	Yes
Monarch Metal Finishing, Inc.	189 Georgia Avenue Providence RI 02905	11	Yes
Moniker Brewing LLC	432 West Fountain Street Providence RI 02903	36	No
Monro, Inc.	1400 Atwood Avenue Johnston RI 02919	97	No
Montecristo Restaurant LLC	488 Elmwood Avenue Providence RI 02907	85	No
Moody Machine Products, Inc.	141 Carolina Avenue Providence RI 02905	21	No
Moran Transportation Industries, Inc.	106 Francis Street Providence RI 02903	52	No
Morgan Health Center	80 Morgan Avenue Johnston RI 02919-6768	86	No

**Industrial and Commercial Users
Field's Point - 2021**

Company Name	Facility Address	Category	Significant
Morgan Mill Metals, LLC	25 Morgan Mill Road Johnston RI 02919	41	No
Moses Brown School	250 Lloyd Avenue Providence RI 02906	86	No
Motekim	283 Thayer Street Providence RI 02906	85	No
Mount Pleasant Funeral and Cremation Service	168 Academy Avenue Providence RI 02908	96	No
Mount Pleasant High School	434 Mount Pleasant Avenue Providence RI 02908	86	No
Mr. Biggs Saloon	1463 Atwood Avenue Johnston RI 02919	85	No
Mundo de Cigar	1622 Mineral Spring Avenue North Providence RI 02904	85	No
Muse Paintbar	117 North Main Street Providence RI 02903	99	No
Mutual Cornell	136 Corliss Street Providence RI 02904	95	No
My Car, Incorporated	1178 Atwood Avenue Johnston RI 02919	97	No
Nabsys 2.0 LLC	60 Clifford Street Providence RI 02903	95	No
Nami Japanese Restaurant, Inc.	198 Atwells Avenue Providence RI 02903	85	No
Nara, LLC	248 Atwells Avenue Providence RI 02903	85	No
Narr. Electric (Allens Ave.)	642 Allens Avenue Providence RI 02905	52	No
Narr. Electric Co.-Vault Op.-FP	280 Melrose Street Providence RI 02907-2157	27	No
Narragansett Electric - Melrose Chiller	280 Melrose Street Providence RI 02907	51	No
Narragansett Improvement Co.	223 Allens Avenue Providence RI 02903	35	No
Narragansett Jewelry	100 Dupont Drive Providence RI 02907	11	Yes
Naseeb Corporation	912 Broad Street Providence RI 02907	85	No
Nathan Bishop Middle School	101 Sessions Street Providence RI 02906	86	No
National Amusements, Inc.	Ten Providence Place Providence RI 02903	99	No
Natural Mix Co., LLC	1 Providence Place Providence RI 02903	85	No
NBC - Water Quality Science Building	Seven Service Road Providence RI 02905	95	No
NC Dental, Inc.	1387 Broad Street Providence RI 02905	94	No
Nero Enterprises	235 Promenade Street Suite 100 Providence RI 02905	85	No
Nettie's Kettle Corn, LLC	1789 Smith Street North Providence RI 02911	81	No
New China	1331 Broad Street Providence RI 02905	85	No
New England Petroleum Terminal, LLC.	130 Terminal Road Providence RI 02905	59	No
New Harvest Coffee Roasters	10 Sims Avenue Providence RI 02909-1165	85	No
New Rivers Restaurant Group Inc.	9 Steeple Street Providence RI 02903	85	No
New Sky Market Inc.	744 Cranston Street Providence RI 02907	82	No
New Volpe Tailoring and Cleaning	592 Charles Street Providence RI 02904	92	No
New York Blood Center	405 Promenade Street Providence RI 02903	95	No

**Industrial and Commercial Users
Field's Point - 2021**

Company Name	Facility Address	Category	Significant
NGC Inc.	74 Railroad Avenue Johnston RI 02919	33	No
Nice Slice LLC	767 Westminster Street Providence RI 02903	85	No
Nickel Corporation	833-835 Hope Street Providence RI 02906	85	No
Nick's Auto Body, Inc.	44 Bradford Street Providence RI 02903	97	No
NNC of Rhode Island, Inc.	1525 Hartford Avenue Johnston RI 02919	97	No
Noodles 102	102 Ives Street Providence RI 02906	85	No
Norman Brice Seggel	535 South Water Street Providence RI 02903	94	No
North Providence Dental Associates	1635 Mineral Spring Avenue # 201 North Providence RI 02904	94	No
North Providence High School	1828 Mineral Spring Avenue North Providence RI 02904	86	No
Northland Environmental LLC	252 Allens Avenue Providence RI 02905-5002	43	No
Nueva San Salvador Bakery, Inc.	1075 Chalkstone Avenue Providence RI 02908	81	No
Nunez Fruit Market	1437 Broad Street Providence RI 02905	81	No
Nutrition on Broad	500 Broad Street Providence RI 02909	85	No
Oak 'N' Willow LLC	460 Wickenden Street Providence RI 02903	85	No
Oberlin	186 Union Street Providence RI 02903	85	No
Ocean State Endoscopy	148 West River Street Suite 3 Providence RI 02904	95	No
Ocean State Laundry	361 Reservoir Avenue Providence RI 02907	92	No
Ocean State Metals, Inc.	80 Delaine Street Providence RI 02909	46	No
Ocean State Peeled Potatoes	1587 Plainfield Pike Johnston RI 02919	33	No
Ogie's Trailer Park	1155 Westminster Street Providence RI 02909	85	No
Old Canteen Restaurant	120 Atwells Avenue Providence RI 02903	85	No
Olneyville NY System	18 Plainfield Street Providence RI 02909	85	No
Olson & Parent Funeral Home, Inc.	417 Plainfield Street Providence RI 02909	96	No
Olympic Pizza	1323 Broad Street Providence RI 02905	85	No
Omni Providence Hotel	One West Exchange Street Providence RI 02903	86	No
On the Go Laundromat	783 Hope Street Providence RI 02906	92	No
One Francis Corp.	Providence Place Mall Providence RI 02903	85	No
Orbit Energy Rhode Island, LLC	289 Scituate Avenue Johnston RI 02919	38	Yes
OSI/Fleming's, LLC	1 West Exchange Street Providence RI 02903	85	No
OV's Restaurant	489 Allens Avenue Providence RI 02905	85	No
P.F. Chang's China Bistro, Inc.	111 Providence Place Providence RI 02903	85	No
Pablo and Juan Jimenez	981 Broad Street Providence RI 02905	82	No
Panaderia El Paisano	928 Plainfield Street Johnston RI 02919	82	No

**Industrial and Commercial Users
Field's Point - 2021**

Company Name	Facility Address	Category	Significant
Panaderia El Quetzal, Inc.	445 Hartford Avenue Providence RI 02909	81	No
Pane E Vino	365 Atwells Avenue Providence RI 02903	85	No
Panera Bread	43 Providence Place Providence RI 02903	85	No
Paris Bistro	375 Smith Street Providence RI 02908	85	No
Parkside Rotisserie & Bar	76 South Main Street Providence RI 02903	85	No
Parkview Bakery Cafe	1228 Broad Street Providence RI 02905	85	No
Pasha Lounge	840 Allens Avenue Providence RI 02905	85	No
Passionflower, Inc.	840 Allens Avenue Providence RI 02905	85	No
Pasta Beach Wayland Square LLC	195 Wayland Avenue Providence RI 02906	85	No
Pastiche	92 Spruce Street Providence RI 02903	85	No
Paul Cuffee High School	544 Elmwood Ave Providence RI 02907	86	No
Paul Cuffee School	459 Promenade Street Providence RI 02908	86	No
Paul's Dry Cleaning Services, Inc.	571 Hartford Avenue Providence RI 02909	92	No
Pauly Penta's Italian Deli	1290 Mineral Spring Avenue North Providence RI 02904-4606	85	No
Pediatric Dentistry	226 Waterman Street Providence RI 02906-4387	94	No
People's Baptist Church	1275 Elmwood Avenue Cranston RI 02907	85	No
Pepper Dining, Inc.	255 Collyer Street Providence RI 02904	85	No
Periodontal Associates	189 Governor Street Providence RI 02906	94	No
Periodontics, Inc.	167 Gano Street Providence RI 02906	99	No
Persimmon Restaurant, LLC	99 Hope Street Providence RI 02906-2027	85	No
Peter Pan Bus Lines	One Peter Pan Way Providence RI 02904	37	No
PG Foods Inc.	1017 Smith Street Providence RI 02908	85	No
Philip D. Barr, DDS	247 South Main Street Providence RI 02903	94	No
Pho Horn's Inc.	50 Ann Mary Street Pawtucket RI 02860	85	No
Pho-Zap-Zap	389 Smith Street Providence RI 02908	85	No
Piemonte Pizza	114 Doyle Avenue Providence RI 02906	85	No
Pierce Manor	20 Grand Street Providence RI 02907	86	No
Pinkberry	128 Providence Place, Level 3 Providence RI 02903	85	No
Pio Pio Restaurant	489 Plainfield Street Providence RI 02909	85	No
Pipeline Restaurant	267 Thayer Street Providence RI 02906	85	No
Pitos Restaurant I	1029 Broad Street Providence RI 02905	85	No
Pizza J	967 Westminster Street Providence RI 02903	85	No
Pizza Palace	1583 Plainfield Pike Johnston RI 02919	85	No

**Industrial and Commercial Users
Field's Point - 2021**

Company Name	Facility Address	Category	Significant
Pizza Queen - Weybosset Street	215 Weybosset Street Providence RI 02903	85	No
Pizza Roma	1092 Chalkstone Avenue Providence RI 02908	85	No
Pizzeria Gusto, Inc.	259 Broadway Providence RI 02903	85	No
Plainfield Donuts, Inc.	672 Plainfield Street Providence RI 02903	85	No
Plant City Providence	334 South Water Street Providence RI 02903	85	No
Pocasset Preservation Associates, LP	20 Kelley Street Providence RI 02909	86	No
Poke For Me 4, LLC	213 Thayer Street Providence RI 02906	85	No
Pollo Campero	661 Atwells Avenue Providence RI 02909	85	No
Popeye's Chicken	77 Reservoir Avenue Providence RI 02909	85	No
Popeye's Chicken and Biscuits	Providence Place Mall Providence RI 02903	85	No
Portion Meat Associates	356 Valley Street Providence RI 02908	33	No
Pranzi Catering	10 Rosario Drive Providence RI 02909-5402	85	No
PRI I	21 Atwells Ave Providence RI 02903	85	No
PRI I, LP	21 Atwells Avenue Providence RI 02903	86	No
PRI XIX LP	One West Exchange Street Providence RI 02903	86	No
Price Rite	325 Valley Street Providence RI 02908	82	No
PRII, LP	21 Atwells Avenue Providence RI 02903	85	No
Prince Enameling Company, Inc.	10 Alcazar Avenue Johnston RI 02919	42	No
Princess and Sons Three, LLC	1755 Smith Street North Providence RI 02911	85	No
Princess Enterprises II, Inc.	583 Elmwood Avenue Providence RI 02907	85	No
Pristine Auto Salon	140 Vandewater Street Providence RI 02908	97	No
Prospect CharterCARE RWMC, LLC	825 Chalkstone Avenue Providence RI 02908	90	No
Prospect CharterCARE RWMC, LLC (Maude)	50 Maude Street Providence RI 02908	90	No
Prospect CharterCARE SJHSRI	200 High Service Avenue North Providence RI 02904	90	No
Prospect CharterCARE SJHSRI, LLC	21 Peace Street Providence RI 02907	94	No
Prothera Biologics, Inc.	349 Eddy Street Providence RI 02903	95	No
Prov. College- Albertus Magnus	Providence College Campus Providence RI 02918	95	No
Prov. College- Suites Building	Providence College Campus Providence RI 02918	86	No
Prov. College-Peterson Recreation Center	Providence College Campus Providence RI 02918	89	No
Prov. Journal Co. - Production Facility	1 Providence Place Way Providence RI 02903	24	Yes
Providence Auto Body, Inc.	350 Silver Spring Street Providence RI 02904	97	No
Providence Auto Body, Inc.	476 Silver Spring Street Providence RI 02904	97	No
Providence Biltmore Hotel	11 Dorrance Street Providence RI 02903	86	No

**Industrial and Commercial Users
Field's Point - 2021**

Company Name	Facility Address	Category	Significant
Providence Brewing Company	10 Sims Avenue, Unit 110 Providence RI 02909	36	No
Providence Capital III, LLC	170 Westminster Street Providence RI 02903	86	No
Providence Career & Technical Academy	41 Fricker Street Providence RI 02903	86	No
Providence Coal Fired Pizza	385 Westminster Street Providence RI 02903	85	No
Providence College	Office of EH&S, One Cunningham Square Providence RI 02918	86	No
Providence College - Alumni Hall	Providence College Campus Providence RI 02918	86	No
Providence College - Aquinas Hall	Providence College Campus Providence RI 02918	86	No
Providence College - Bedford Hall	Providence College Campus Providence RI 02918	86	No
Providence College - Ceramics	Providence College Campus Providence RI 02918	89	No
Providence College - Davis Hall	Providence College Campus Providence RI 02918	86	No
Providence College - Ditragia Hall	Providence College Campus Providence RI 02918	86	No
Providence College - Fennell Hall	Providence College Campus Providence RI 02918	86	No
Providence College - Guzman Hall	Providence College Campus Providence RI 02918	86	No
Providence College - Hickey/Sowa Hall	Providence College Campus Providence RI 02918	95	No
Providence College - Hunt-Cavanagh	Providence College Campus Providence RI 02918	93	No
Providence College - Italy Street	7 Italy Street Providence RI 02918	97	No
Providence College - Joseph Hall	Providence College Campus Providence RI 02918	86	No
Providence College - Mal Brown Hall	Providence College Campus Providence RI 02918	86	No
Providence College - McDermott Hall	Providence College Campus Providence RI 02918	86	No
Providence College - McVinney Hall	Providence College Campus Providence RI 02918	86	No
Providence College - Meagher Hall	Providence College Campus Providence RI 02918	86	No
Providence College - Raymond Hall	Providence College Campus Providence RI 02918	86	No
Providence College - Schneider Arena	Providence College Campus Providence RI 02918	89	No
Providence College- Cunningham Hall	Providence College Campus Providence RI 02918	86	No
Providence College- Smith Ctr. for Arts	Providence College Campus Providence RI 02918	99	No
Providence College-Power Plant	Huxley Avenue Providence RI 02918	53	No
Providence College-Ryan Center for Business Studies	Providence College Campus Providence RI 02918	85	No
Providence College-Service Building	Providence College Campus Providence RI 02918	99	No
Providence College-St. Aquinas Priory	Providence College Campus Providence RI 02918	86	No
Providence Community Health Centers, Inc	335R Prairie Avenue Providence RI 02905	94	No
Providence Community Health Clinic	160 Broad Street Providence RI 02903	94	No
Providence Community Library	1 Olneyville Square Providence RI 02909	84	No
Providence Dental Laboratory	908 Broad Street Providence RI 02907	99	No

**Industrial and Commercial Users
Field's Point - 2021**

Company Name	Facility Address	Category	Significant
Providence Elementary School	50 Springfield Street Providence RI 02909	86	No
Providence Kitchen Collaborative	55 Cromwell Street Providence RI 02907	85	No
Providence Oyster Bar	283 Atwells Avenue Providence RI 02903	85	No
Providence Pancakes, Inc.	45 Pleasant Valley Parkway Providence RI 02908	85	No
Providence Parks Department	350 Niantic Avenue Providence RI 02907	85	No
Providence Place Pockets	288 Thayer Street Providence RI 02906	85	No
Providence Public Safety Complex	325 Washington Street Providence RI 02903	86	No
Providence River Animal Hospital	131 Point Street Providence RI 02903	99	No
Providence School Department	65 Greenwich Avenue Providence RI 02907	86	No
Providence School Department	60 Camden Avenue Providence RI 02908	86	No
Providence School Dept.	152 Springfield Street Providence RI 02909-5833	86	No
Providence Schools	60 Kossuth Street Providence RI 02909	85	No
Providence Schools	182 Thurbers Avenue Providence RI 02905	86	No
Providence Schools	1450 Broad Street Providence RI 02908	86	No
Providence Schools	99 Kenyon Street Providence RI 02903	86	No
Providence Schools - 797 Cafe	797 Westminster Street Providence RI 02903	85	No
Providence Specialty Products, LLC	33 Dearborn Street Providence RI 02909	33	Yes
Providence Water Supply Board	125 Dupont Drive Providence RI 02907	37	No
Punta Cana Bistro	500 Broad Street Providence RI 02903	85	No
Pure Haven, LLC	One Carding Lane Johnston RI 02919	35	No
PVDonuts, LLC	79 Ives Street Providence RI 02906	85	No
Quality Food Corp.	25 Bath Street Providence RI 02908	33	No
Quality Seafood	23 A Greenville Avenue Johnston RI 02919	33	No
Quality Spraying Technologies	150 Park Lane Providence RI 02907	27	No
R & J Manufacturing Company	One Carding Lane Johnston RI 02919	24	No
R.I. Beef & Veal, Inc	60 Armento Street Johnston RI 02919	33	No
R.I. D.O.T.-Materials Testing	Two Capitol Hill Providence RI 02903	95	No
R.I. Hospital - Coro Building	167 Point Street Providence RI 02903	95	No
R.I. Hospital - Hasbro Childrens	593 Eddy Street Providence RI 02903	90	No
R.I. Provision Company	5 Day Street Johnston RI 02919	33	No
R.I.P.T.A. - 265 Melrose	265 Melrose Street Providence RI 02905	37	No
R.I.P.T.A. - 705 Elmwood	705 Elmwood Avenue Providence RI 02907	37	No
R.I.P.T.A. - 750 Elmwood	750 Elmwood Avenue Providence RI 02907	37	No

**Industrial and Commercial Users
Field's Point - 2021**

Company Name	Facility Address	Category	Significant
R.I.P.T.A.-269 Melrose	269 Melrose Street Providence RI 02907	37	No
RAA, Inc.	141 Atwells Avenue Providence RI 02903	85	No
Rainbow Cleaners, Inc.	101 Reservoir Avenue Providence RI 02907	92	No
Rainbow Water	328 Broad Street Providence RI 02907	85	No
Ralde LLC	718 Plainfield Street Providence RI 02909	92	No
Ran-Zan	1084 Hope Street Providence RI 02906	85	No
Rasmey Corp.	1088 Chalkstone Providence RI 02908	85	No
RB Donuts Inc.	1113 Mineral Spring Avenue North Providence RI 02904	85	No
RB Donuts, Inc.	10 Waterman Avenue North Providence RI 02911	85	No
RCJ Inc.	55 Pine Street Providence RI 02903	85	No
Reali's Fine Italian Cuisine	79 Putnam Pike Johnston RI 02919	85	No
Rebelle Artisan Bagels	110 Doyle Street Providence RI 02906	85	No
Red Door Whiskey Bar LLC	49 Peck Street Providence RI 02903	85	No
Red Stripe East Side, LLC.	465 Angell Street Providence RI 02906	85	No
Regency Plaza	One Regency Plaza Providence RI 02903-3158	86	No
Regency Plaza - East Building #3	Three Regency Plaza Providence RI 02903-3113	86	No
Regency Plaza - West Building #2	Two Regency Plaza Providence RI 02903-3149	86	No
Renaissance Providence	5 Avenue of the Arts Providence RI 02903	86	No
Reservoir Avenue School	156 Reservoir Avenue Providence RI 02907	86	No
Restaurant Associates of Prov. LLC I	61 Orange Street Providence RI 02903	85	No
Restaurant Associates of Prov. LLC II	61 Orange Street Providence RI 02903	85	No
Restaurant Associates of Prov. LLC IV	86 Dorrance Street Providence RI 02903	85	No
Restaurant Mexico Garibaldi	948 Atwells Avenue Providence RI 02909	85	No
Revival Foodworks and Brewery	50 Sims Avenue Providence RI 02909	36	No
Rhed's Hot Sauce	10 Sims Avenue Providence RI 02909	33	No
Rhode Island Billiards Club	2026 Smith Street North Providence RI 02911	85	No
Rhode Island Bioenergy Facility, LLC.	289 Scituate Avenue Johnston RI 02919	38	Yes
Rhode Island Chemical Corporation	754 Branch Avenue Providence RI 02904	43	No
Rhode Island College - Connection 1	600 Mount Pleasant Avenue Providence RI 02908	89	No
Rhode Island College - Connection 2	600 Mount Pleasant Avenue Providence RI 02908	43	No
Rhode Island College - Connection 3	600 Mount Pleasant Avenue Providence RI 02908	99	No
Rhode Island College - Connection 4	600 Mount Pleasant Avenue Providence RI 02908	86	No
Rhode Island Convention Center	One Sabin Street Providence RI 02903	86	No

**Industrial and Commercial Users
Field's Point - 2021**

Company Name	Facility Address	Category	Significant
Rhode Island Donuts LLC	133 Gano Street Providence RI 02906	85	No
Rhode Island Favorite Chicken III, LLC	539 Smith Street Providence RI 02908	85	No
Rhode Island Heat Treating Company, LLC	81 Aldrich Street Providence RI 02905	11	Yes
Rhode Island Hospital	593 Eddy Street Providence RI 02903	90	No
Rhode Island Resource Recovery Corp.	65 Shun Pike Johnston RI 02919	31	Yes
Rhode Island School of Design	55 Angell Street Providence RI 02903	85	No
Rhode Rockets Inc.	40 Providence Place Providence RI 02903	85	No
RI Community Food Bank	200 Niantic Avenue Providence RI 02907	85	No
RI Dept Health, Div. of Labs & Med. Exam	50 Orms Street Providence RI 02904	95	No
RI Yummy	724 Cranston Street Providence RI 02907	85	No
Ricci Family Dentistry	1252 Smith Street Providence RI 02908	94	No
Rich Group	1284 Plainfield Street Johnston RI 02919	52	No
Rico Pollo	1080 B Chalkstone Avenue Providence RI 02908	85	No
RISD - 15 Westminster Street	15 Westminster Street Providence RI 02903	86	No
RISD - Auditorium	1 Canal Street Providence RI 02903	84	No
RISD - Bayard-Ewing Building	231 South Main Street Providence RI 02903	99	No
RISD - Benson Hall	235 Benefit Street Providence RI 02903	24	No
RISD - Central Power Plant	7 - 14 North Main Street Providence RI 02903	52	No
RISD - College Building	2 College Street Providence RI 02903	23	No
RISD - Colonial Apartments	171 Benefit Street Providence RI 02903	86	No
RISD - Design Center	30 North Main Street Providence RI 02903	93	No
RISD - Dexter House Garage	187 Benefit Street Providence RI 02903	99	No
RISD - East Hall	48 Waterman Street Providence RI 02903	86	No
RISD - Fletcher Building	212 Union Street Providence RI 02903	99	No
RISD - Homer Hall	55 Angell Street Providence RI 02903	86	No
RISD - Illustration Studies Building	55 Canal Street Providence RI 02903	84	No
RISD - Industrial Design Building	161 South Main Street Providence RI 02903	99	No
RISD - Market House	4 North Main Street Providence RI 02903	84	No
RISD - Mason (CIT) Building	212 Union Street Providence RI 02903	99	No
RISD - Memorial Hall	226 Benefit Street Providence RI 02903	99	No
RISD - Metcalf Building	9 North Main Street Providence RI 02903	43	No
RISD - Museum	224 Benefit Street Providence RI 02903	85	No
RISD - Nickerson Hall	55 Angell Street Providence RI 02903	86	No

**Industrial and Commercial Users
Field's Point - 2021**

Company Name	Facility Address	Category	Significant
RISD - North Dorm	60 Waterman Street Providence RI 02903	86	No
RISD - Point Street	130 Point Street Providence RI 02903	99	No
RISD - South Hall	48 Waterman Street Providence RI 02903	86	No
RISD - Washington Building	20 Washington Place Providence RI 02903	99	No
RISD - Waterman Building	13 Waterman Street Providence RI 02903	99	No
RISD - What Cheer Garage	28 Meeting Street Providence RI 02903	84	No
RISD - Winston Clock Tower	55 Angell Street Providence RI 02903	53	No
Ristorante Lucia	154 Atwells Avenue Providence RI 02903	85	No
Rita's Pizza	496 Cranston Street Providence RI 02907	85	No
RJ Franco Inc.	76 Westminster Street Providence RI 02903	85	No
Ro Luku Sugar, LLC	288 Thayer Street Providence RI 02906	85	No
Robert L. Bailey Elementary School	65 Gordon Avenue Providence RI 02905	85	No
Roberts Polishing	928 Plainfield Street Johnston RI 02919	46	No
Rob's Riccotti's Sandwich Shop	1465 Atwood Avenue Johnston RI 02919	85	No
Roger Williams Park Zoo	1000 Elmwood Avenue Providence RI 02907	85	No
Roger Williams Park Zoo	1000 Elmwood Avenue Providence RI 02907	95	No
Roger Williams Zoo	1000 Elmwood Avenue Providence RI 02907	85	No
Roger Williams Zoo	1000 Elmwood Avenue Providence RI 02907	85	No
Roger Williams Zoo - Carousel Cafe	1000 Elmwood Avenue Providence RI 02907	85	No
Rogue Island Group LLC	65 Weybosset Street, Unit 108 Providence RI 02903	85	No
ROM Deli, Inc.	100 Fountain Street - Unit 1C Providence RI 02903	85	No
Ron's Pastry Gourmet	170 Royal Little Drive Providence RI 02904-1860	81	No
Rosa Mia Pizza and More	133 Greenville Avenue Johnston RI 02919	85	No
Rosalina - RI	50 Aborn Street Providence RI 02903	85	No
Rosario Meat Market	1035 Broad Street Providence RI 02905	81	No
Rosario Society	17 Rosario Drive Providence RI 02903	85	No
Royal Fried Chicken, Inc.	2046 Smith Street North Providence RI 02911	85	No
Ruby Thai Providence Place, Inc.	1 Providence Place, Space #5145 Providence RI 02903	85	No
Rue Bis	95 South Street Providence RI 02903	85	No
S&D Eddy, LLC	850 Eddy Street Providence RI 02905	85	No
S.B. Winsor Dairy	18 Clinton Street Johnston RI 02919	84	No
Sage Manufacturing Company, Inc.	24 Althea Street Providence RI 02907	43	No
Saint Elizabeth Assisted Living	109 Melrose Street Providence RI 02903	86	No

**Industrial and Commercial Users
Field's Point - 2021**

Company Name	Facility Address	Category	Significant
Saki's Pizzeria	199 Weybosset Street Providence RI 02903	85	No
Sakura Restaurant, Inc.	231 Wickenden Street Providence RI 02903	85	No
Sal's Bakery	1288 Chalkstone Avenue Providence RI 02908	81	No
Salted Slate, Inc.	485 Angell Street Providence RI 02906	85	No
Sammy's House of Pizza	1388 Mineral Spring Avenue North Providence RI 02904	85	No
Sam's New York System	1031 Mineral Spring Avenue North Providence RI 02904	85	No
Samuel Sinclair Dental Center	593 Eddy Street Providence RI 02903	94	No
Sangtong, LLC	167 Ives Street Providence, RI RI 02906	85	No
Saptagiri LLC	100 Twin River Road Lincoln RI 02865	85	No
SC Providence	284 Thayer Street Providence RI 02912	85	No
SC Restaurant, LLC	783B Hope Street Providence RI 02906	85	No
Scarlet Restaurant	99 Academy Avenue Providence RI 02908	85	No
Schroder's Deli & Catering	1302 Atwood Avenue Johnston RI 02919	85	No
SCI Rhode Island Funeral Services, LLC	971 Branch Avenue Providence RI 02904-1003	96	No
SCI RI Funeral Services LLC	627 Union Avenue Providence RI 02909	96	No
Scrambler's II, Inc.	2 Greenville Avenue Johnston RI 02919	85	No
Sea Coast Investment Corp	334 Westminster Street Providence RI 02903	85	No
Sengduang, LLC	1369 Hartford Avenue Johnston RI 02919	85	No
Serendipity Heaven	173 Weybosset Street Providence RI 02903	85	No
Seven Sisters Restaurant	292 Pocasset Avenue Providence RI 02909	85	No
Shake Shack	249 Thayer Street Providence RI 02906	85	No
Shaw's Supermarket Store #7443	15 Smithfield Road North Providence RI 02904	82	No
Shell Oil Products Company	1680 Hartford Avenue Johnston RI 02919	97	No
Shore's Market, Inc.	1590 Mineral Spring Avenue North Providence RI 02904	82	No
Sicilia's Pizzeria	181 Atwells Avenue Providence RI 02903	85	No
Siena, Inc.	236 - 238 Atwells Avenue Providence RI 02903	85	No
Silvershell Hospitality Services, LLC	225A Westminster Street Providence RI 02903	85	No
Simplex Engine & Machine, Inc.	1011 Westminster Street Providence RI 02903-4022	42	No
Sin LLC	1413 Westminster Street Providence RI 02909	85	No
SJM Brothers LLC	269 Valley Street Providence RI 02909	85	No
SJM Brother's LLC	269 Valley Street Providence RI 02909	85	No
Smith Hill Laundromat	411 Smith Street Providence RI 02908	92	No
Smith Street Donuts, Inc	251 Smith Street Providence RI 02908-4954	85	No

**Industrial and Commercial Users
Field's Point - 2021**

Company Name	Facility Address	Category	Significant
Smith Street Little Caesars LLC	539 Smith Street Providence RI 02908	85	No
Snookers Inc.	53 Ashburton Street Providence RI 02904	85	No
So Fresh, and So Clean	942 Mineral Spring Avenue North Providence RI 02904	97	No
Soban Korean Eatery	272 Thayer Street Providence RI 02906	85	No
Social House, LLC	41 Central Street Providence RI 02907	85	No
Sophia Academy	582 Elmwood Avenue Providence RI 02907	86	No
Sophia Laundromat Inc.	215 Union Avenue Providence RI 02909	92	No
Sorrento Restaurant	1848 Smith Street North Providence RI 02911	85	No
South Beach Cafe	336 Atwells Avenue Providence RI 02903	85	No
Southside Community Land Trust	404 Broad Street Providence RI 02907	86	No
Specialty Cleansing Company	1241 Smith Street Providence RI 02908	92	No
Spectrum Coatings Lab. Inc.	217 Chapman Street Providence RI 02905	46	No
Speedy Pizza	2244 Mineral Spring Avenue North Providence RI 02911	85	No
SR Management Group	2025 Smith Street North Providence RI 02911	85	No
SRC East Side LLC	1 Butler Avenue Providence RI 02906	86	No
SRC Providence, LLC	353 Blackstone Boulevard Providence RI 02906	86	No
St. Patrick Academy	244 Smith Street Providence RI 02908	86	No
Starbucks	1 Providence Place Providence RI 02903	85	No
Starbucks (Financial Plaza)	One Financial Plaza Providence RI 02903	85	No
Starbucks Coffee Company #7419	468 Angell Street Providence RI 02906	85	No
Starbucks Corporation	1412 Atwood Avenue Johnston RI 02919	85	No
Steere House Nursing Center	100 Borden Street Providence RI 02903	86	No
Sterling Cleaners	288 Cranston Street Providence RI 02907	92	No
Steven A. Sack, D.M.D	151 Waterman Street Providence RI 02906	94	No
Stop & Shop Supermarket #703	11 Commerce Way Johnston RI 02919	82	No
Stop & Shop Supermarket #722	850 Manton Avenue Providence RI 02909	82	No
Stop & Shop Supermarket #724	1128 Mineral Spring Avenue North Providence RI 02904	82	No
Stop & Shop Supermarket #725	333 West River Street Providence RI 02904	82	No
Subway (Atwood Ave.)	1500 Atwood Avenue Johnston RI 02919	85	No
Subway (Kennedy Plaza)	2 Kennedy Plaza #2 Providence RI 02903	85	No
Sugarman-Sinai Memorial Chapel	458 Hope Street Providence RI 02906	96	No
Sun-Brite Laundromat	1557 Plainfield Pike Johnston RI 02919	92	No
Superior Foods LLC	458 Cranston Street Providence RI 02907	81	No

**Industrial and Commercial Users
Field's Point - 2021**

Company Name	Facility Address	Category	Significant
Sura 153, Inc.	232 Westminster Street Providence RI 02903	85	No
Surface Coatings, LLC	26 Plymouth Street Providence RI 02907	11	Yes
Sushi Cafe	Providence Place Mall Providence RI 02903	85	No
Swan Point Cemetery	585 Blackstone Boulevard Providence RI 02906	97	No
SWG Promotions, LLC	6 Robin Street Providence RI 02908	99	No
Sydney Providence LLC	400 Exchange Street Unit F Providence RI 02903	85	No
T&W Chinese Restaurant, Inc	550 Hartford Avenue Providence RI 02909	85	No
T.J.N. Restaurant, Inc.	326 Cranston Street Providence RI 02907	85	No
Tacos On the Hill	168 Atwells Avenue Providence RI 02903	85	No
Tallulah's Taqueria	146 Ives Street Providence RI 02906	85	No
Taste of India	230 Wickenden Street Providence RI 02903	85	No
Tavares, LLC	1017 Broad Street Providence RI 02905	85	No
Technodic, Inc.	245 Carolina Avenue Providence RI 02905	11	Yes
Tel-Aviv Cigar Bar & Grill LLC	25 Bridge Street Providence RI 02903	85	No
Tercat Tool & Die Company, Inc.	31 Delaine Street Providence RI 02909	46	No
Teriyaki House, Inc.	217 Westminster Street Providence RI 02903	85	No
Textron, Inc.	333 Adelaide Avenue Providence RI 02907	40	Yes
Thayer Street Scoops, LLC	224 Thayer Street Providence RI 02906	85	No
The Abbey	686 Admiral Street Providence RI 02908	85	No
The Ave Bar & Grill	1428 Hartford Avenue Johnston RI 02919	85	No
The Birch Group, LLC	200 Washington Street Providence RI 02903	85	No
The Cadillac Lounge, LLC	361 Charles Street Providence RI 02904	85	No
The Cheesecake Factory Restaurants, Inc.	94 Providence Place Providence RI 02903	85	No
The Corporate Cafe'	40 Westminster Street Providence RI 02903	85	No
The East End, LLC	244 Wickenden Street Providence RI 02903	85	No
The Family Cake, LLC	243 Manton Avenue Providence RI 02909	81	No
The Foundry Associates	297 Promenade Street Providence RI 02908	37	No
The Genesis Center	620 Potters Avenue Providence RI 02907	86	No
The Grange	166 Broadway Providence RI 02903	85	No
The Hut	245 Carpenter Street Providence RI 02903	85	No
The Industrious Spirit Company, LLC	1 Sims Avenue Unit 103 Providence RI 02909	36	No
The Laundry Club	140 Medway Street Providence RI 02906	92	No
The Merit, LLC	292 Atwells Avenue Providence RI 02903	85	No

**Industrial and Commercial Users
Field's Point - 2021**

Company Name	Facility Address	Category	Significant
The Original Italian Bakery, Inc.	915 Atwood Avenue Johnston RI 02919	81	No
The Providence Center	520 Hope Street Providence RI 02906	86	No
The Providence Center	528 - 530 North Main Street Providence RI 02904	86	No
The Providence Mint, Inc.	1205 Westminster Street Providence RI 02909	44	No
The Providence School Department	1655 Westminster Street Providence RI 02909-1893	86	No
The River Social	200 Exchange Street, Unit A Providence RI 02903	85	No
The Salted Slate	186 Wayland Avenue Providence RI 02906	85	No
The Sandwich Hut	1253 North Main Street Providence RI 02904	85	No
The Sandwich Shop	8 Academy Avenue Providence RI 02908	85	No
The Sharpe Building	25 Holden Street Providence RI 02908	86	No
The Shop on Westminster	1551 Westminster Street Providence RI 02909	85	No
The Small Point Cafe	230 Westminster Street Providence RI 02903	85	No
The Village, LLC	373 Richmond Street Providence RI 02903	85	No
The Wendy's Company (Charles)	391 Charles Street Providence RI 02904-2209	85	No
The Wendy's Company (Eddy)	731-751 Eddy Street Providence RI 02903	85	No
The Wendy's Company (Manton)	850 Manton Avenue Providence RI 02919	85	No
This Guy's Pizza	80 Greenville Avenue Johnston RI 02919	85	No
Thomas C. Slater Compassion Center	1 Corliss Street Providence RI 02904	35	No
Thomas S Mulvey DDS LLC	111 Point Street Providence RI 02903	94	No
Three Sisters, LLC	1074 Hope Street Providence RI 02906	85	No
Tienda y Taqueria Puebla	1070A Chalkstone Avenue Providence RI 02908	85	No
Times 2 Incorporated	50 Fillmore Street Providence RI 02908-3105	86	No
TOM FOOD LLC	1526 Smith Street North Providence RI 02911	85	No
Tommy's Pizza, Inc.	936 Chalkstone Avenue Providence RI 02908	85	No
Tony's Colonial Food	311 Atwells Avenue Providence RI 02903	85	No
Tool Craft Inc. / Ru-Mart Inc.	767 Hartford Avenue Johnston RI 02919	41	No
Tool Time	75 South Street Providence RI 02903	85	No
Top of the Hill LLC	71 Bradford Street Providence RI 02903	85	No
Torg LLC	300 Broadway Providence RI 02903	85	No
Toro	175 Putnam Pike Johnston RI 02919	85	No
Tortilleria el Quetzal	451 Hartford Avenue Providence RI 02909	81	No
Tower Manufacturing Corp.	25 Reservoir Avenue Providence RI 02907	27	No
Town Hall Laundromat	1349 Hartford Avenue Johnston RI 02919	92	No

**Industrial and Commercial Users
Field's Point - 2021**

Company Name	Facility Address	Category	Significant
Town Laundry	599 Elmwood Avenue Providence RI 02907	92	No
Town of Johnston	One Memorial Avenue Johnston RI 02919	84	No
Town of North Providence Mancini Center	2 Atlantic Boulevard North Providence RI 02911-1942	86	No
TPG 100 Sabin Hotel, LLC	100 Sabin Street Providence RI 02903	86	No
Trattoria Zooma	245 Atwells Avenue Providence RI 02903	85	No
Travelers Auto Body, Inc.	299 Allens Avenue Providence RI 02905	97	No
Triad Pizza, Inc.	1010 Chalkstone Avenue Providence RI 02905	85	No
Tri-County Community Action	1126 Hartford Avenue Johnston RI 02919	94	No
Tri-Jay Company	2 Industrial Lane Johnston RI 02919	11	Yes
Trinity Brewhouse	186 Fountain Street Providence RI 02903	85	No
Trinity Management Co., LLC	343 Broad Street Providence RI 02907	85	No
True Bagels	222 Richmond Street Providence RI 02903	85	No
True Bagels, Inc.	288 Thayer Street Providence RI 02906	85	No
True Blue Car Wash	1527 Mineral Spring Avenue North Providence RI 02904	97	No
True Blue Carwash	504 Killingly Street Johnston RI 02919	97	No
Twin's Pizza, Inc.	1000 Mineral Spring Avenue North Providence RI 02904	85	No
Two 88	288 Valley Street Providence RI 02908	85	No
U.S. Postal Service - P&DC	24 Corliss Street Providence RI 02904-9997	27	No
UCAP	75 Carpenter Street Providence RI 02905	86	No
Uncle Tonys Pizza and Pasta	46 Putnam Pike Johnston RI 02919	85	No
Underground Billiards, LLC	928 Plainfield Street Johnston RI 02919	85	No
Unique Plating Company	66 Mill Street Johnston RI 02919	11	Yes
United States Postal Service - Providence VMF	55 Corliss Street Providence RI 02904-9722	37	No
Univar Solutions USA, Inc.	6 Harborside Boulevard Providence RI 02905	22	Yes
Universal Plating Company, Inc.	25 River Avenue Providence RI 02908	11	Yes
University of Rhode Island- Shepard Bldg	80 Washington Street Providence RI 02903-1819	95	No
Uno Of Providence, Inc.	82 Providence Place - Room 103 Providence RI 02903	85	No
Urban Greens	93 Cranston Street Providence RI 02907	82	No
UTGR, Inc.	100 Twin River Road Lincoln RI 02865	85	No
UTGR, Inc.	100 Twin River Road Lincoln RI 02865	85	No
Vaseleo's	1388 Mineral Spring Avenue North Providence RI 02904	85	No
Vasilios Pizza	579 Atwells Avenue Providence RI 02909	85	No
Veazie Street School	211 Veazie Street Providence RI 02904	86	No

**Industrial and Commercial Users
Field's Point - 2021**

Company Name	Facility Address	Category	Significant
Vegan Eats Group Providence Inc.	223 Thayer Street Providence RI 02906	85	No
Veggie Fun	123 Dorrance Street Providence RI 02903	85	No
Venda Ravioli - DePasquale	81 DePasquale Avenue Providence RI 02903	85	No
Venda Ravioli - Royal Little Drive	150 Royal Little Drive Providence RI 02904	81	No
Venda Ravioli Inc. - 271 Atwells Avenue	271 Atwells Avenue Providence RI 02903	85	No
Verichem Laboratories, Inc.	90 Narragansett Avenue Providence RI 02907	95	No
Verizon	Allens Ave Providence RI 02905	27	No
Virginia & Spanish Peanut Co.	260 Dexter Street Providence RI 02907-2726	81	No
Viva Mexico Cantina	129 Washington Street Providence RI 02903	85	No
Vivi Bubble Tea, Inc.	224 Thayer Street, #2A Providence RI 02906	85	No
Vivi Bubble Tea, Inc.	28 Providence Place Providence RI 02903	85	No
V-Mart	176 Narragansett Avenue Providence RI 02907	82	No
W&B Laundromat Inc.	72 Putnam Street Providence RI 02909	92	No
Walach Enterprises Providence, LLC	649 North Main Street Providence RI 02904	85	No
Walsh's Auto Body and Sales, Inc.	60 Narragansett Avenue Providence RI 02907	97	No
WaraWara	776 Hope Street Providence RI 02906	85	No
Warwick Poultry Company Inc.	60 Bath Street Providence RI 02908	33	No
Waterfire Providence	475 Valley Street Providence RI 02908	97	No
Waterman Grill, LLC	4 Richmond Square Providence RI 02906	85	No
Waterman Laundromat	146 Waterman Avenue North Providence RI 02911	92	No
Webster Avenue School	191 Webster Avenue Providence RI 02909	86	No
Wendys	1460 Mineral Spring Avenue North Providence RI 02904	85	No
Weng and Jiang LLC	680 Elmwood Avenue Providence RI 02907	85	No
Wes' Rib House	38 Dike Street Providence RI 02909	85	No
West Fountain, LLC	425 West Fountain Street, #106 Providence RI 02903-3530	85	No
West River Endoscopy	44 West River Street Providence RI 02904	95	No
West Side Diner	1380 Wesminster Street Providence RI 02909	85	No
Weybosset Hotel LLC	58 Weybosset Street Providence RI 02903	86	No
Whatts, LLC	255 Reservoir Avenue Providence RI 02907	85	No
WHGDC, Inc.	170 Mathewson Street Providence RI 02903	85	No
Whisk, LLC	155 Westminster Street Providence RI 02903	85	No
White Niagara LLC	272 Thayer Street Providence RI 02906	85	No
Whole Foods Market Group, Inc.	261 Waterman Street Providence RI 02906	82	No

**Industrial and Commercial Users
Field's Point - 2021**

Company Name	Facility Address	Category	Significant
Whole Foods Market, Inc.	601 North Main Street Providence RI 02904	82	No
Whytebrook Retirement Investors, LLC	1 Cherry Hill Road Johnston RI 02919	86	No
Wicked Fresh Cafe	1345 Hartford Avenue Johnston RI 02919	85	No
Wine & Cheese	1861 Smith Street North Providence RI 02911	85	No
Wings on 5	1463 Atwood Avenue Johnston RI 02919	85	No
Wise Guys Deli	133 Atwells Avenue Providence RI 02903	85	No
Women & Infants' Hospital	101 Dudley Street Providence RI 02905	90	No
Women and Infants-Kilguss Lab	200 Chestnut Street Providence RI 02903	95	No
Wong's Kitchen	108 Waterman Street Providence RI 02906	85	No
WVCB	27 Sims Avenue Providence RI 02909	41	No
Ximedica	55 Dupont Drive Providence RI 02907	49	No
Y Noodle Bar, LLC	425 West Fountain Street - Unit 100 Providence RI 02903	85	No
Yacht Club Bottling Works, Inc.	2239 Mineral Spring Avenue North Providence RI 02911	34	No
YAD International LLC	292 Westminster Street Providence RI 02903	85	No
Yang's Restaurant	924 Broad Street Providence RI 02907	85	No
Yan's Cuisine	83 Benevolent Street Providence RI 02906	85	No
Yawalux Corporation	310 Broad Street Providence RI 02907	85	No
Yee Sang Management	45 Central Street Providence RI 02907	85	No
YLD Management Inc	220 Atwells Avenue Providence RI 02903	85	No
YMCA East Side/Mount Hope	438 Hope Street Providence RI 02906-1640	89	No
Zale Hospitality, Inc.	355 Hope Street Providence RI 02906	85	No
Zayas Solutions, LLC	370 Valley Street Providence RI 02908	85	No
Zizi Gulu LLC	374 Wickenden Street Providence RI 02903	85	No
Zona Lounge	195 Niantic Avenue Cranston RI 02907	85	No
Zorba's Pizza and Pub	1370 Mineral Spring Avenue North Providence RI 02904	85	No

***INDUSTRIAL AND COMMERCIAL
USERS***

BUCKLIN POINT

**Industrial and Commercial Users
Bucklin Point - 2021**

Company Name	Facility Address	Category	Significant
10 Old Dominion Operations, LLC	10 Old Diamond Hill Road Cumberland RI 02864	86	No
10 Rocks Lounge & Tapas, LLC	1091 Main Street Pawtucket RI 02860	85	No
100 Chambers Street Operations, LLC	100 Chambers Street Cumberland RI 02864	86	No
141 Corporation	260 Newport Avenue East Providence RI 02916	85	No
1537 Corporation	1537 Newport Avenue Pawtucket RI 02861	85	No
3 Flags Bakery	1255 Broad Street Central Falls RI 02863	81	No
593 Mineral Spring Avenue Associates, LLC	593 Mineral Spring Avenue Pawtucket RI 02860	86	No
7-Eleven Inc.	1253 Newport Avenue Pawtucket RI 02861	85	No
7-Eleven Inc.	634 George Washington Highway Lincoln MA 02865	85	No
9W Halo OpCo L.P.	482 Pawtucket Avenue Pawtucket RI 02860	25	Yes
A & M Bakery	723 Broad Street Central Falls RI 02863	85	No
A.E.E. Inc.	4 Power Road Pawtucket RI 02860	85	No
A+J Enterprises, LLC	99 Newport Avenue Pawtucket RI 02861	85	No
ABM Enterprises LLC	38 East Street Warwick RI 02893	80	No
Accent Plating Company	25 Esten Avenue Pawtucket RI 02860	11	Yes
Accu-Care Supply	109 King Philip Road Rumford RI 02916	27	No
ACS Industries, Inc.	1 New England Way Lincoln RI 02865	35	No
Adelina Productions Inc.	434 Broadway Pawtucket RI 02860	85	No
Agar Machining & Welding, Inc.	270 York Avenue Pawtucket RI 02860	42	No
Agnes E. Little Elementary School	60 South Bend Street Pawtucket RI 02860	86	No
Ahmad Pizza, LLC	379 Smithfield Avenue Pawtucket RI 02860	85	No
Air Filtration Systems	5 Carpenter Street, Suite 103 Pawtucket RI 02860	42	No
Aladdin Club	609 Smithfield Avenue Pawtucket RI 02860	85	No
All Day Physique	607 Smithfield Avenue Pawtucket RI 02860	85	No
Allstate Restaurant Equipment	125 Esten Avenue Pawtucket RI 02860	99	No
Alves and Sons Bakery	679 Central Avenue Pawtucket RI 02861	81	No
Amanda's Kitchen	54 Smithfield Avenue Pawtucket RI 02860	85	No
Amica Mutual Insurance Co. - 10	10 Amica Way Lincoln RI 02865	53	No
Amica Mutual Insurance Co. - 25	25 Amica Way Lincoln RI 02865-0500	37	No
Amica Mutual Insurance Co. - 50	50 Lincoln Center Boulevard Lincoln RI 02865-0500	53	No
Amica Mutual Insurance Co.-100	100 Lincoln Center Boulevard Lincoln RI 02865	86	No
Ampex Brands Pizza of NE, Inc.	1242 Newport Avenue Pawtucket RI 02860	85	No
Andrew's Bistro	3755 Mendon Road Cumberland RI 02864	85	No
Angelo's Pizza, Inc.	133 Mendon Road Cumberland RI 02864	85	No

**Industrial and Commercial Users
Bucklin Point - 2021**

Company Name	Facility Address	Category	Significant
Anjos Enterprises, Inc.	288 East Avenue Pawtucket RI 02860	92	No
Antonio's Cafe	200 Mineral Spring Avenue Pawtucket RI 02860	85	No
APBVP, Inc.	727 East Avenue, Unit 6 Pawtucket RI 02860	85	No
Apna Bazar, LLC	282 East Avenue Pawtucket RI 02860	85	No
Apple Valley Kenco, Inc.	29 Newport Avenue Rumford RI 02916	85	No
ARA-Rhode Island Dialysis, LLC.	201 Armistice Boulevard Pawtucket RI 02860	95	No
Arigna Irish Pub & Coal Fire Pizza	507 Armistice Boulevard Pawtucket RI 02861	85	No
ARJK, Inc.	477 Smithfield Ave. Pawtucket RI 02860	85	No
Armando & Sons Meat Market	265 Pine Street Pawtucket RI 02860	82	No
ArtVac Corporation	17 New England Way Lincoln RI 02865	51	No
Asia Restaurants, Inc.	622 George Washington Hgwy. Lincoln RI 02865	85	No
Aspen Aerogels Rhode Island, LLC	3 Dexter Road East Providence RI 02914	32	Yes
Atrium on Main	285 Main Street Pawtucket RI 02860	85	No
Auto Parts Group Southwest LLC	70 Macondray Street Cumberland RI 02864	42	No
Avenue N American Kitchen	20 Newman Avenue Rumford RI 02916	85	No
Azalea's Asian Cuisine	1764 Mendon Road Cumberland RI 02864	85	No
B&M Clambake Company	560 York Avenue Pawtucket RI 02861	85	No
Bacalao Enterprises, LLC.	450 Prospect Street Pawtucket RI 02860	81	No
Bachini's Bakery	345 York Avenue Pawtucket RI 02860	81	No
Baja's Mexican Grill	430 Newport Avenue Rumford RI 02916	85	No
Bake My Day- Broad Street	9 Broad Street Pawtucket RI 02860	85	No
Banai Bro of Lincoln LLC	178 Front Street Lincoln RI 02865	85	No
Bank of America	670 George Washington Highway Lincoln RI 02865	86	No
Barentz NA LLC	50 Industrial Circle Lincoln RI 02865	35	No
Benedict J. Ingegneri Jr. DMD PC Inc.	3231 Mendon Road Cumberland RI 02864	94	No
Bernardo Manufacturing	54 Taylor Drive East Providence RI 02916	21	No
Best Eastern Chinese Restaurant	791 Lonsdale Avenue #4 Central Falls RI 02863	85	No
BEST Engineered Surface Technologies, LLC	10 New Road, Suite 400 Rumford RI 02916	11	Yes
Blackstone Dental	1044 Broad Street Central Falls RI 02863	94	No
Blackstone Donuts	421 Broadway Pawtucket RI 02860	85	No
Blackstone Donuts, Inc.	109 East Street Pawtucket RI 02860	85	No
Blackstone Health	420 Main Street Pawtucket RI 02860	86	No
Blackstone Market	385 East Avenue Pawtucket RI 02860	81	No
Blackstone Valley Assisted Living	649 Broad Street Central Falls RI 02863	86	No

**Industrial and Commercial Users
Bucklin Point - 2021**

Company Name	Facility Address	Category	Significant
Blackstone Valley Community Health	210 Main Street Pawtucket RI 02860	94	No
Blackstone Valley Community Healthcare	1000 Broad Street Central Falls RI 02863	94	No
Blackstone Valley Preparatory High School	15 Jones Street Cumberland RI 02864	86	No
Bliss Manufacturing Co., Inc.	50 Bacon Street Pawtucket RI 02860	11	Yes
BLP Inc.	2130 Mendon Road Cumberland RI 02864	85	No
Blue Line Septic, LLC	23 Bishop Hill Road Johnston RI 02919	80	No
Bootblack Brand, LLC	560 Mineral Spring Avenue Pawtucket RI 02860	36	No
Boston House of Pizza	540 Taunton Avenue East Providence RI 02914	85	No
Boys and Girls Club of Northern Rhode Island	1 James J McKee Way Cumberland RI 02864	86	No
Boys and Girls Club of Pawtucket	1 Moeller Place Pawtucket RI 02860	86	No
Breakneck Food Corp.	40 Breakneck Hill Road Lincoln RI 02865	85	No
Broadway Car Wash	406 Broadway Pawtucket RI 02860	97	No
Broadway Diner	446 North Broadway East Providence RI 02914	85	No
Broadway Pizza	511 Broadway Pawtucket RI 02860	85	No
BTP LLC	1005 Main Street #101 Pawtucket RI 02860	81	No
BTP LLC (Newman Ave)	20 Newman Avenue Rumford RI 02916	85	No
Bubble Room Car Wash, Inc.	335 Taunton Avenue East Providence RI 02914	97	No
Bubble Wash	472 Pawtucket Avenue Pawtucket RI 02860	92	No
Buffalo Lincoln Associates, LLC	636 George Washington Highway Lincoln RI 02865	86	No
Buford's Family Restaurant	474 Pawtucket Avenue Pawtucket RI 02860	85	No
Bullard Abrasives Inc	6 Carol Drive Lincoln RI 02865	42	No
Burton M. Ogata, D.M.D	1346 Newport Ave. Pawtucket RI 02861	94	No
C & P Enterprises	1211 Mendon Road Cumberland RI 02864	97	No
Calise & Sons Bakery	2 Quality Drive Lincoln RI 02865	33	No
CAMRAC, LLC	458 Broadway Pawtucket RI 02860	37	No
Canton Wok	293 Newport Avenue Pawtucket RI 02861	85	No
Care New England Health System	111 Brewster Street Pawtucket RI 02860	52	No
Carlisle Hardcast, LLC	97 Dexter Road East Providence RI 02914	42	No
Catanzaros Food Products, Inc.	203 Concord Street #457 Pawtucket RI 02860	33	No
Cave, LLC	560 Mineral Spring Avenue, Unit 2-156 Pawtucket RI 02860	36	No
CBNA Barletta Phase III CSO JV - OF 213 Drop Shaft Site	50 Pleasant Street Pawtucket RI 02860	40	No
CBNA Barletta Phase IIIA CSO JV	804 School Street Pawtucket RI 02860	40	Yes
CBNA Barletta Phase IIIA CSO JV - Receiving Shaft Site	660 Roosevelt Avenue Pawtucket RI 02860	40	No
Celtic Pub, Inc.	755 Broadway Pawtucket RI 02861	85	No

**Industrial and Commercial Users
Bucklin Point - 2021**

Company Name	Facility Address	Category	Significant
Central Auto Radiator, Inc.	188 Pine Street Pawtucket RI 02860	59	No
Central Falls Detention Facility Corp.	950 High Street Central Falls RI 02863	86	No
Central Falls Provision Co.	847 High Street Central Falls RI 02863	33	No
Central Laundry Inc.	614 Central Avenue Pawtucket RI 02861	92	No
Century Best Pizza and More, LLC	881 Central Avenue Pawtucket RI 02861	85	No
Charles Coelho Funeral Home	151 Cross Street Central Falls RI 02863	96	No
Charles E. Shea High School	485 East Avenue Pawtucket RI 02860	86	No
Chelo's Restaurant	45 Newport Avenue Rumford RI 02916	85	No
Chemart Company	11 New England Way Lincoln RI 02865	11	Yes
Chi Foods, LLC	560 Mineral Spring Avenue, Unit 2128 Pawtucket RI 02860	81	No
China House	555 Dexter Street Central Falls RI 02863	85	No
Chipotle	622 George Washington Highway Lincoln RI 02865	85	No
Cinemaworld	622 George Washington Highway Lincoln RI 02865	85	No
Cintas Corporation	300 Highland Corporate Drive Cumberland RI 02864	25	Yes
City of Pawtucket - Public Works	250 Armistice Boulevard Pawtucket RI 02860	37	No
Cityline Laundry	194 Reservoir Ave Lincoln RI 02865	92	No
Classsick Custom	5 Carpenter Street, Suite 101 Pawtucket RI 02860	99	No
Club Sport Uniao Madeirence	46 Madeira Avenue Central Falls RI 02863	85	No
Clube Social Portuguese, Inc.	131 School Street Pawtucket RI 02860	85	No
Coia Sanitation Services	137 Angell Road Cumberland RI 02864	80	No
Coin-OP	504 Pawtucket Avenue Pawtucket RI 02860	92	No
Colbea Enterprises LLC	2095 Diamond Hill Road Cumberland RI 02864	97	No
COLM123, LLC	584 Smithfield Avenue Pawtucket RI 02860	85	No
Colonial Bakery	185 Broad Street Cumberland RI 02864	81	No
Comfort Dental II	725 Dexter St Central Falls RI 02863	94	No
Commonwealth Soap and Toiletries	32 Wellington Road Lincoln RI 02865	22	No
Compassionate Care Veterinary Clinic	1509 Mendon Road Cumberland RI 02864	99	No
Conopco, Inc. (Site #1)	35 Martin Street Cumberland RI 02864	40	No
Conrad-Jarvis Corp.	217 Conant Street Pawtucket RI 02860	42	No
Continental Plastics & Packaging	21 Powder Hill Road Lincoln RI 02865	35	No
Cool Air Creations Inc.	10 Business Park Drive Smithfield RI 02917	99	No
Cooley, Incorporated	50 Esten Avenue Pawtucket RI 02860	53	No
Costa del Sol Restaurant	502 Roosevelt Avenue Central Falls RI 02863	85	No
Costigan - O'Neill Funeral Home	220 Cottage Street Pawtucket RI 02860	96	No

**Industrial and Commercial Users
Bucklin Point - 2021**

Company Name	Facility Address	Category	Significant
Cottage Street Donuts	372 Cottage Street Pawtucket RI 02861	85	No
Country Lounge Inc.	99 India Street Pawtucket RI 02860	85	No
Cox Communications, Inc. - BP Vault	9 James P Murphy Highway West Warwick RI 02893	27	No
Craft B&B, LLC	342 East Avenue Pawtucket RI 02860	85	No
Crazy Pizza	1700 Mendon Road Cumberland RI 02864	85	No
Creative Stone Countertops Inc.	140 Smithfield Avenue Pawtucket RI 02860	42	No
Crest Manufacturing Company	5 Hood Drive Lincoln RI 02865	52	No
CRMG Lincoln, Inc.	622 George Washington Highway, Unit 70 Lincoln RI 02865	85	No
Crooked Current Brewery	560 Mineral Spring Avenue, BF 112 Pawtucket RI 02860	36	No
Crown OpCo LLC	180 Broadway Pawtucket RI 02860	97	No
Cuisine Del Mar	445 Lonsdale Avenue Pawtucket RI 02860	85	No
Cumberland Public Schools	205 Manville Hill Road Cumberland RI 02864	86	No
Cumberland Dental	2300 Diamond Hill Road Cumberland RI 02864	94	No
Cumberland Farms	823 Smithfield Avenue Lincoln RI 02865	85	No
Cumberland Farms	478 Broad Street Central Falls RI 02863	85	No
Cumberland High School	2600 Mendon Road Cumberland RI 02864	86	No
Cumberland House of Pizza	2360 Mendon Road Cumberland RI 02864	85	No
Cumberland Public Schools	364 Broad Street Cumberland RI 02864	86	No
CVS Caremark Corp. (200 Highland Drive)	200 Highland Corporate Drive Cumberland RI 02864	86	No
CVS Pharmacy, Inc.	2100 Highland Corporate Drive Cumberland RI 02864	86	No
CW Lanes and Games	622 George Washington Highway, Unit #2 Lincoln RI 02865	85	No
D.J. Providence Co., LLC	622 George Washington Highway Lincoln RI 02865	85	No
Daiohs U.S.A. Inc.	67 Beverage Hill Avenue Pawtucket RI 02860-6201	89	No
Darlington Assisted Living Center	123 Armistice Boulevard Pawtucket RI 02860	86	No
Darlington Mortuary of L. Heroux & Son,	1042 Newport Avenue Pawtucket RI 02861	96	No
Davenport Restaurant	1070 Mendon Road Cumberland RI 02864	85	No
Davenport's Bar & Grille	1925 Pawtucket Avenue East Providence RI 02914	85	No
Dave's Marketplace	2077 Diamond Hill Road Cumberland RI 02864	82	No
David London and Company	29 Carrington Street Lincoln RI 02865	35	No
Dean Auto Collision Center	550 Pawtucket Avenue Pawtucket RI 02860	97	No
Denison Pharmaceuticals, LLC	1 Powder Hill Road Lincoln RI 02865	14	Yes
Dental Associates of Cumberland, Inc.	2138 Mendon Road, #202 Cumberland RI 02864	94	No
Dental Group of Pawtucket	1571 Newport Avenue, Suite 2 Pawtucket RI 02861	94	No
Dental Solutions	556 Armistice Boulevard Pawtucket RI 02861	94	No

**Industrial and Commercial Users
Bucklin Point - 2021**

Company Name	Facility Address	Category	Significant
Dexter Car Wash, Inc.	290 Dexter Street Pawtucket RI 02860	97	No
Dexter Laundromat, Inc.	336 Dexter Street Central Falls RI 02863	92	No
Dexter Street South Laundry Corp.	361 Dexter Street Central Falls RI 02863	92	No
DFG Donuts Inc.	629 George Washington Highway Lincoln RI 02865	85	No
DG Cafe & Bakery	645 Broadway Pawtucket RI 02860	81	No
Diamond Cleaners, Inc.	681 Beverage Hill Avenue Pawtucket RI 02861	92	No
Diamond Hill Dental & Associates	2343 Diamond Hill Road Cumberland RI 02864	94	No
Diene Group LLC	3383 Mendon Road Cumberland RI 02864	85	No
Diffley & Daughters Septic	33 Arnold Farm Road West Greenwich RI 02817	80	No
Dimitri Ganim, DDS	878 Newport Avenue Pawtucket RI 02861	94	No
Dooley, LLC	616 Smithfield Avenue Lincoln RI 02865	85	No
Double Dragon	381 Smithfield Avenue Pawtucket RI 02860	85	No
Dr. Anita N. Vasvani, D.M.D.	140 Newport Avenue Pawtucket RI 02861	94	No
Dr. Earl F. Calcutt Middle School	112 Washington Street Central Falls RI 02863	86	No
Drs. Ward and Vaudry	132 Old River Road, Suite 204 Lincoln RI 02865	94	No
Dufficy Enterprises, Inc.	448 Newport Avenue Pawtucket RI 02861	85	No
Dunkin Donuts - Central Avenue	1113 Central Avenue Pawtucket RI 02861	85	No
Dunkin Donuts - Taunton Ave.	484 Taunton Avenue East Providence RI 02914-1615	85	No
Dunkin Donuts-Broad Street	542 Broad Street Central Falls RI 02861	85	No
Dupuis Oil	401 Walcott Street Pawtucket RI 02860	97	No
E & T Bella Pasta	223 Newport Avenue Pawtucket RI 02861	85	No
East Providence Fire Station #3	30 North Broadway East Providence RI 02916	97	No
East Providence Persy's Place LLC	140 Newport Avenue Rumford RI 02916	85	No
Eaton Corporation	10 New Road East Providence RI 02916	41	No
Echo Septic Services LLC	PO Box 129 481 Chestnut Hill Road Chepachet RI 02814	80	No
Ecological Fibers, Inc.	730 York Avenue Pawtucket RI 02861	29	Yes
EDC Holding, LLC	100 Newport Avenue East Providence RI 02916	85	No
Eglantina Kica, D.M.D.	388 Armistice Boulevard Pawtucket RI 02861	94	No
El Caballo Mayor Bar & Grill	636 Lonsdale Avenue Central Falls RI 02863	85	No
El Charro	1021 Mineral Spring Avenue Pawtucket RI 02860	85	No
El Gallo De Oro Inc	1270 Broad Street Central Falls RI 02863	85	No
El Paisa Restaurant, Inc.	598 Dexter Street Central Falls RI 02863	85	No
El Salvador Bakery	525 Dexter Street Central Falls RI 02863	81	No
El Salvadoreno Restaurant, Inc.	791 Lonsdale Avenue Central Falls RI 02863	85	No

**Industrial and Commercial Users
Bucklin Point - 2021**

Company Name	Facility Address	Category	Significant
El Shaddai Market and Bakery	227 Dexter Street Pawtucket RI 02860	85	No
ELKA Restaurant, Inc.	435 Power Road Pawtucket RI 02860	85	No
Emery Realty Inc./Fountain Street Grille	151 Fountain Street Pawtucket RI 02860	85	No
Enn Inc.	600 George Washington Highway Lincoln RI 02865	85	No
Enrico Caruso Society	105 Bouvier Avenue Manville RI 02838	85	No
Erasmus Convenience Market	156 Washington Street Central Falls RI 02863	81	No
Everett Charles Tech Inc.	6 Court Drive Lincoln RI 02865	41	No
Everybody's Favorite Family Restaurant	1370 Mendon Road Cumberland RI 02864	85	No
Excellent Coffee Company	57 Pawtucket Avenue Pawtucket RI 02860	89	No
Exchange Street Cafe	49 Exchange Street Pawtucket RI 02860	85	No
Express Panda	205 Division Street Pawtucket RI 02860	85	No
Extreme Clean Laundry	900 Broad Street Central Falls RI 02863	92	No
Extreme Clean Laundry, Inc.	295 Armistice Boulevard Pawtucket RI 02861	92	No
FabCity Cigar Lounge, Inc.	1438 Newport Avenue Pawtucket RI 02861	85	No
Fallon Memorial Elementary School	60 Lincoln Avenue Pawtucket RI 02861	86	No
Family and Cosmetic Dentistry	1960 Mendon Road Cumberland RI 02864	94	No
Family Smile Dental Care	526 Newport Avenue Pawtucket RI 02861	94	No
Farm Fresh RI	2 Bayley Street Pawtucket RI 02860	85	No
FGX International	500 George Washington Highway Smithfield RI 02917	59	No
Filibuster Club	23 High Street Cumberland RI 02864	85	No
Finlay Extracts & Ingredients USA, Inc.	10 Blackstone Valley Place Lincoln RI 02865	33	No
Fit 4 Life	59 Lee Street Pawtucket RI 02861	85	No
Fitness International LLC	615 Pawtucket Avenue Pawtucket RI 02860	89	No
Flexcraft Co.	535 Prospect Street Pawtucket RI 02860	46	No
Flor Di Brava	593 Weeden Street Pawtucket RI 02860	81	No
Fortune House	1800 Mendon Road, Suite F Cumberland RI 02864	85	No
Francesca's Restaurant, Inc.	526 Pawtucket Avenue Pawtucket RI 02860	85	No
Frank Lizotte's Glass Co., Inc.	8 Perry Street Central Falls RI 02863	42	No
Frankly Food, Inc.	594 Pawtucket Avenue Pawtucket RI 02860	85	No
Freeway Laundry II	280 Dexter Street Pawtucket RI 02860	92	No
Freeway Laundry IV	562 Broadway Pawtucket RI 02860	92	No
Fuller Packaging, Inc.	1152 High Street Central Falls RI 02863	52	No
Fully Rooted Juicery	560 Mineral Spring Avenue, Unit 2120B Pawtucket RI 02860	34	No
Fun Smiles, Inc.	123 School Street, Suite 1 Pawtucket RI 02860	94	No

**Industrial and Commercial Users
Bucklin Point - 2021**

Company Name	Facility Address	Category	Significant
G.B. Donuts of RI Inc.	179 Front Street Lincoln RI 02865	85	No
G.B. Donuts of RI Inc.	2084 Diamond Hill Road Cumberland RI 02864	85	No
Galito's Restaurant	214 Columbus Avenue Pawtucket RI 02861	85	No
Galway Bay	156 South Bend Street Pawtucket RI 02860	85	No
Garden Grille	727 East Avenue Pawtucket RI 02860	85	No
Garfield Social Club	11 Hunt Street Central Falls RI 02863	85	No
Garrity Pub & Restaurant	67 Garrity Street Pawtucket RI 02861	85	No
Garvin Memorial Elementary	1364 Diamond Hill Road Cumberland RI 02864	86	No
General Cable Industries, LLC	3 Carol Drive Lincoln RI 02865	28	Yes
Generations	267 Jenckes Hill Road Smithfield RI 02917	86	No
Geneva Apartments, LP	150 Dartmouth Street Pawtucket RI 02860	86	No
Georgia's Restaurant Ltd.	915 Dexter Street Central Falls RI 02863	85	No
Gerard A. Belhumeur, DDS	629 Central Avenue Pawtucket RI 02861	94	No
German American Cultural Society	78 Carter Avenue Pawtucket RI 02861	85	No
Gingersnaps Bakery	182 Front Street Lincoln RI 02865	81	No
Godfrey & Wing, Inc.	11 Dexter Road East Providence RI 02914	27	Yes
Golden Palace	1165 High Street Cumberland RI 02864	85	No
Good Eats Diner, Inc.	560 Mineral Spring Avenue Pawtucket RI 02860	85	No
Great China Inc.	402 Dexter Street Central Falls RI 02863	85	No
Great Taste	856 Newport Avenue Pawtucket RI 02861	85	No
Greystone of Lincoln, Inc.	7 Wellington Road Lincoln RI 02865	42	No
Grupo Amigos Da Terceira	55 Memorial Drive Pawtucket RI 02860	85	No
Guntis Sweets, LLC	654 Central Avenue Pawtucket RI 02861	81	No
Happy Smile	885 Smithfield Avenue Lincoln RI 02865	94	No
Harris Health Care - North	60 Eben Brown Lane Central Falls RI 02863	86	No
Harris Industries, Inc.	181 Conant Street Pawtucket RI 02860-1850	42	No
Hartley's Pork Pies	871 Smithfield Avenue Lincoln RI 02865	81	No
Hasbro, Inc.	1027 Newport Avenue Pawtucket RI 02861	27	No
Hasbro, Inc. - Executive Offices	1011 Newport Avenue Pawtucket RI 02861	86	No
Hibachi Buffet Inc.	58A Newport Avenue East Providence RI 02916	85	No
Hidalgo Restaurant	300 Barton Street Pawtucket RI 02860	85	No
Highland Dental Group, Inc.	1189 Smithfield Avenue Lincoln RI 02865	94	No
Hindley Manufacturing Company	9 Havens Street Cumberland RI 02864	21	No
HM Vincent, DMD, LLC	719 Armistice Boulevard Pawtucket RI 02861	94	No

**Industrial and Commercial Users
Bucklin Point - 2021**

Company Name	Facility Address	Category	Significant
Holiday Retirement Home, Inc.	30 Sayles Hill Road Manville RI 02838	86	No
Homestead Baking Company	145 North Broadway Rumford RI 02916	33	No
Honeybird Restaurant	230 Massasoit Avenue Rumford RI 02916	85	No
Hope Buffinton Packaging Group, LLC	575 Lonsdale Avenue Central Falls RI 02863	59	No
Hope Global	50 Martin Street Cumberland RI 02864	23	No
Hope Springs Eternal LLC	1005 Main Street, Suite #1113 Pawtucket RI 02860	85	No
Hord Crystal Corporation	45 York Avenue Pawtucket RI 02860	11	Yes
Hot Spot LLC	3781 Mendon Road Cumberland RI 02864	85	No
House of Pizza	206 Division Street Pawtucket RI 02860	85	No
Howley Bread Group	613 George Washington Highway Lincoln RI 02865	85	No
HP Services, Inc.	800 Scenic View Drive Cumberland RI 02864	11	Yes
Hyde Park Burgers, LLC	622 George Washington Highway Lincoln RI 02865	85	No
Ignite Your Life Nutrition	188 Front Street Lincoln RI 02865-2000	85	No
Impact Custom Apparel, LLC	30 Industrial Road Cumberland RI 02864	99	No
Industrial Container Services - RI, LLC	455 George Washington Highway Smithfield RI 02917-1929	44	No
Ink Solution	560 Mineral Spring Avenue, Unit 5-102 Pawtucket RI 02860	99	No
INSCO Intermediate Holdings, LLC	17 Powder Hill Road Lincoln RI 02865	99	No
International Charter School	334 Pleasant Street Pawtucket RI 02860	86	No
International Meat Market	756 Lonsdale Avenue Central Falls RI 02863	81	No
International Packaging Corp.	517 Mineral Spring Ave. Pawtucket RI 02860	53	No
Interplex Engineered Products, Inc.	231 Ferris Avenue East Providence RI 02916	11	Yes
Isle Brewers Guild	461 Main Street Pawtucket RI 02860	36	Yes
J and K Restaurant	757 Main Street Pawtucket RI 02860	85	No
J&M Diamond Tool, Inc.	43 Roger Williams Avenue East Providence RI 02916	44	No
J&N Foods, Inc.	276 Front Street Lincoln RI 02865	85	No
Ja Patty RI LLC	560 Mineral Spring Avenue Unit # 2-136 Pawtucket RI 02860	81	No
Jacky's Galaxie Restaurant, Inc.	1764 Mendon Road, Suite 1 Cumberland RI 02864	85	No
James Devine, DMD	65 Newport Avenue, Suite 3A East Providence RI 02916	94	No
JAR Bakers Supply	12 Crow Point Road Lincoln RI 02865	33	No
Jazz - Mondy, Inc.	906 Main Street Pawtucket RI 02860-4918	92	No
Jeanne Jugan Residence	964 Main Street Pawtucket RI 02860	86	No
Jerry's Friendly Tap LLC	1225 Mendon Road Cumberland RI 02864-4812	85	No
JH Davis, LLC.	435 West Avenue Pawtucket RI 02860	42	No
JKD, Ltd.	315 Waterman Avenue East Providence RI 02914	85	No

**Industrial and Commercial Users
Bucklin Point - 2021**

Company Name	Facility Address	Category	Significant
John H. Collins & Sons Company	Dunnell Lane Pawtucket RI 02860	27	Yes
Joseph Jenks Jr. High School	350 Division Street Pawtucket RI 02860	86	No
Jozon Enterprises Inc.	210 Dexter Street Pawtucket RI 02860	85	No
JSC New England Operating, LLC	800 Lonsdale Avenue Central Falls RI 02863	85	No
JSC New England Operating, LLC	1715 Mendon Road Cumberland RI 02864	85	No
JSC New England Operating, LLC	91 Cedar Street Pawtucket RI 02860	85	No
JSC New England Operating, LLC	67 Newport Avenue East Providence RI 02916	85	No
JSC New England Operating, LLC	600 Taunton Avenue East Providence RI 02914	85	No
Just Like Home Laundry	1322 Broad Street Central Falls RI 02863	92	No
K&W Webbing Company	403 Roosevelt Avenue Central Falls RI 02863	23	No
Karol A. Romenski & Son, Inc.	342 High Street Central Falls RI 02863	96	No
Keefe Funeral Home, Inc.	5 Higginson Avenue Lincoln RI 02865	96	No
Key Container Corporation	21 Campbell Street Pawtucket RI 02861-4005	24	No
Kim & Gary's Ice Cream Machine	4288 Diamond Hill Road Cumberland RI 02864	85	No
Kirkbrae Country Club	197 Old River Road Lincoln RI 02865	86	No
Kit Inc.	285 Newport Avenue Pawtucket RI 02861	85	No
Kitchen & Counter Top Center of N.E.	125 Esten Avenue Pawtucket RI 02860	42	No
Kiwi Burst Yogurt Shop	616 George Washington Highway Lincoln RI 02865	85	No
KMS Eats, Inc.	622 George Washington Highway, Unit 68 Lincoln RI 02865	85	No
L&B Foods, Inc.	20 Carter Avenue Pawtucket RI 02861	81	No
La Arepa	582 Smithfield Avenue Pawtucket RI 02860	85	No
La Casona Restaurant	768 Broad Street Central Falls RI 02863	85	No
La Fruta Loca	883 Dexter Street Central Falls RI 02863	85	No
La Herradura Taqueria	716 Dexter Street Central Falls RI 02863	85	No
La Palencianita Bakery-Food LLC	810 Broad Street Central Falls RI 02863	85	No
Land Works LLC	41 A Street Johnston RI 02919	80	No
Lane Foods, Inc.	1940 Pawtucket Avenue East Providence RI 02914	85	No
Langley's Laundromat	265 Pawtucket Avenue Pawtucket RI 02860	92	No
Laundromax	479 Mineral Spring Avenue Pawtucket RI 02860	92	No
Laurens Cafe	542 Pawtucket Avenue Pawtucket RI 02860	85	No
Leedon Webbing Co., Inc.	86 Tremont Street Central Falls RI 02863	44	No
Len's Hot Dog Haven	9 Slater Park Pawtucket RI 02860	85	No
Li Lai Wok Pawtucket, Inc.	655 Central Avenue Pawtucket RI 02861	85	No
Lincoln Funeral Home, Inc.	1501 Lonsdale Avenue Lincoln RI 02865-1819	96	No

**Industrial and Commercial Users
Bucklin Point - 2021**

Company Name	Facility Address	Category	Significant
Lincoln High School	135 Old River Road Lincoln RI 02865	86	No
Lincoln Laundromat	208 Front Street Lincoln RI 02865	92	No
Lincoln Pepperoni's, LLC	618 George Washington Highway Lincoln RI 02865	85	No
Lincoln Senior Center	150 Jenckes Hill Road Lincoln RI 02865	86	No
Lindbergh Auto Body, Inc.	58 Smithfield Avenue Pawtucket RI 02860	97	No
Lindsay Brislin, DMD	536 Central Avenue Pawtucket RI 02861	94	No
LM Taco, Inc.	675 Beverage Hill Avenue Suite 100 Pawtucket RI 02861	85	No
LMP Enterprises	2352 Mendon Road Cumberland RI 02864	85	No
Lonsdale Donuts	465 Lonsdale Avenue Pawtucket RI 02860	85	No
Lonsdale Super Wash	459 Lonsdale Avenue Pawtucket RI 02860	92	No
LRA Restaurants Inc.	535 Dexter Street Central Falls RI 02863	85	No
Lucky Chen	609 Smithfield Ave Lincoln RI 02865	85	No
Lucky Chen Corp 2	614 Smithfield Ave Lincoln RI 02865	85	No
Luna's Cafe, LLC	350 Prospect Street Pawtucket RI 02861	85	No
Luxury Cleaners	610 Smithfield Avenue Lincoln RI 02865	92	No
Lydia A. Klufas, DDS	525 Broad Street Cumberland RI 02864	94	No
Lynch Arena, LLC	25 Andrew Ferland Way Pawtucket RI 02860	52	No
M & M NY System	361 Waterman Avenue East Providence RI 02914	85	No
MAG Ventures, Inc.	415 Taunton Avenue East Providence RI 02914	97	No
Magallan Inc.	736 North Broadway East Providence RI 02914	85	No
Main Street Market, Inc.	919 Main Street Pawtucket RI 02860	82	No
Mamajuana Restaurant	904 Main Street Pawtucket RI 02860	85	No
Manning Heffern Inc.	68 Broadway Pawtucket RI 02860	96	No
Manville Cleaning Center	14 Railroad Street Manville RI 02838	92	No
Manville Palace Pizza	141 Railroad Street Manville RI 02838	85	No
Mark Preece, DDS	95 Walker Street Lincoln RI 02865	94	No
Maroon Group, LLC.	50 Industrial Circle Lincoln RI 02865	22	Yes
Marotta Food Corporation	300 Barton Street Pawtucket RI 02860-2918	82	No
Martin Bakers, LLC	399 North Broadway East Providence RI 02916	85	No
Materion Technical Materials, Inc.	5 Wellington Road Lincoln RI 02865	11	Yes
Matos Bakery	569 Broadway Pawtucket RI 02860	81	No
McMillan Metals, LLC	560 Mineral Spring Avenue, Unit 6-107C Pawtucket RI 02860	41	No
MDB-T LLC	550 George Washington Highway Smithfield RI 02917	97	No
Mei King Restaurant	211 South Bend Street Pawtucket RI 02860	85	No

**Industrial and Commercial Users
Bucklin Point - 2021**

Company Name	Facility Address	Category	Significant
Michael Healy Designs, Inc.	60 New River Road Manville RI 02838	41	No
Michael Perri & Sons, Inc.	537 Sandy Lane Warwick RI 02889	80	No
Michael's Meats	2130 Mendon Road Suite 4 Cumberland RI 02864	81	No
Mid State Sewerage, Inc.	237 Riverlin Street Millbury MA 01527	80	No
Mineral Spring Laundromat	156 Mineral Spring Avenue Pawtucket RI 02860	92	No
Ming Garden, Inc.	295 Armistice Boulevard Pawtucket RI 02861	85	No
Mirian Tipico & Fried Chicken	744 Dexter Street Central Falls RI 02863	85	No
Mirror Image	190 Exchange Street Pawtucket RI 02860	99	No
Modern Diner	364 East Avenue Pawtucket RI 02860	85	No
Moon Star Chinese Restaurant	727 East Avenue Pawtucket RI 02860	85	No
Morgan Foods Company, LLC	525 Prospect Street Pawtucket RI 02860	81	No
Mr. USA Cleaners	224 East Avenue Pawtucket RI 02860	92	No
MSA Donuts, LLC	750 Mineral Spring Avenue Pawtucket RI 02860	85	No
Multi-Wall Packaging a Division of Signode Industrial Group	50 Taylor Drive East Providence RI 02916	42	No
Murdock Webbing Co., Inc.	27 Foundry Street Central Falls RI 02863	23	Yes
Murphy's Law	2 George Street Pawtucket RI 02860	85	No
Narr. Electric Co.-Vault Op.-BV	280 Melrose Street Providence RI 02907	27	No
Nazs Halal of Rhode Island	103 Newport Avenue Pawtucket RI 02861	85	No
NECVW, Inc.	1600 Mendon Road Cumberland RI 02864	97	No
Neurotech Pharmaceuticals, Inc.	900 Highland Corporate Drive Cumberland RI 02864	95	No
New Agawam LLC	15 Roger Williams Avenue Rumford RI 02916	85	No
New England Authentic Eats LLC	216 Broadway Pawtucket RI 02860	85	No
New England Authentic Eats LLC	622 George Washington Highway Lincoln RI 02865	85	No
New England Paper Tube Co.	200 Conant Street Pawtucket RI 02860	24	No
New Harvest Coffee Roasters	1005 Main Street, Suite 108 Pawtucket RI 02860	85	No
New Hong Kong	514 Broad Street Central Falls RI 02863	85	No
Newport 223 Donuts, Inc.	223 Newport Avenue East Providence RI 02916	85	No
Newport Ave Donut-81 Newport	81 Newport Avenue Pawtucket RI 02861	85	No
Newport Cedar Donuts, Inc.	105 Cedar Street Pawtucket RI 02860	85	No
Newport Division Donuts, Inc.	192 Division Street Pawtucket RI 02860	85	No
Newport Division Donuts, Inc.	1414 Newport Avenue Pawtucket RI 02861	85	No
North East Knitting, Inc.	179 Conant Street Pawtucket RI 02860	23	No
North Smithfield Laser Tag and Arcade	100 Higginson Avenue Lincoln RI 02865	85	No
Notes Coffee Co.	508 Armistice Boulevard Pawtucket RI 02861	85	No

**Industrial and Commercial Users
Bucklin Point - 2021**

Company Name	Facility Address	Category	Significant
Oak Hill Health & Rehabilitation Center	544 Pleasant Street Pawtucket RI 02860	86	No
Ocean State Cesspool, Inc.	336 Nooseneck Hill Road Exeter RI 02822	80	No
Olly's Pizza	148 Broad Street Pawtucket RI 02860	85	No
O'Neill Funeral Home	3102 Mendon Rd. Cumberland RI 02864	96	No
Organic Dyes and Pigments, LLC.	1 Crownmark Drive Lincoln RI 02865	29	Yes
Original Pizza of Boston	13 Blackstone Valley Place Lincoln RI 02865	53	No
Orion Retail Services & Fixturing, Inc.	270 Jenckes Hill Road Smithfield RI 02917	26	No
P & G Bowling, Inc.	80 Newport Avenue East Providence, RI 02916	85	No
Palate Pack	50 Industrial Road Lincoln RI 02864	34	No
Panaderia El Antojo, Inc.	494 Dexter Street Central Falls RI 02863	85	No
Paolucci Lincoln Dental	6 Blackstone Valley Place, Suite 306A Lincoln RI 02865	94	No
Parkway Apartments, L.P.	10 Office Parkway East Providence RI 02914	86	No
Patriot Textiles, Inc.	21 Sabin Street Pawtucket RI 02861	23	No
Paul G. Roque, DDS	642 Newport Avenue Pawtucket RI 02861	94	No
Paula Duarte Polanco	635 Dexter Street Central Falls RI 02863	81	No
Paulo J. DaRosa, DDS	490 High Street Cumberland RI 02864	94	No
Pawtucket China Inn	285 Main Street Pawtucket RI 02860	85	No
Pawtucket Country Club	900 Armistice Boulevard Pawtucket RI 02861	85	No
Pawtucket House of Pizza	398 Smithfield Avenue Pawtucket RI 02860	85	No
Pawtucket Lion Pizza, Inc.	197 Mineral Spring Avenue Pawtucket RI 02860	85	No
Pawtucket Little Caesars, LLC	465 Lonsdale Avenue Pawtucket RI 02860	85	No
Pawtucket Power Associates	181 Concord Street Pawtucket RI 02860	16	Yes
Pawtucket Red Sox Baseball Club	1 Columbus Avenue Pawtucket RI 02860	86	No
Pawtucket Skilled Nursing	70 Gill Avenue Pawtucket RI 02861	86	No
Pawtucket Soup Kitchen	195 Walcott Street Pawtucket RI 02860	85	No
PCL Fixtures, Inc.	275 Ferris Avenue Rumford RI 02916	24	No
Pedro Teixeira, DDS	176 Newport Avenue Pawtucket RI 02861	94	No
Peter's Laundry & Linens Inc.	506 York Avenue Pawtucket RI 02861	92	No
Phantom Properties, LLC	2920 Diamond Hill Road Cumberland RI 02864	85	No
Philip J. Calabro, D.M.D.	500 Newport Avenue Pawtucket RI 02861	94	No
Phoenix Converting Corporation	402 Walcott Street Pawtucket RI 02860	59	No
Piatek Machine Co., Inc.	25 Monticello Road Pawtucket RI 02861	42	No
Pizza Man of Cumberland	87 Broad Street Cumberland RI 02864	85	No
Plouffe's Cup N Saucer	267 Main Street Pawtucket RI 02860	85	No

**Industrial and Commercial Users
Bucklin Point - 2021**

Company Name	Facility Address	Category	Significant
Poly/Sperse, Corp.	250 Narragansett Park Drive East Providence RI 02916	22	No
Poppy's Family Restaurant	3344 Mendon Road Cumberland RI 02864	85	No
Potter-Burns Elementary School	973 Newport Avenue Pawtucket RI 02861	86	No
Precision Harley - Davidson, Inc.	269 Armistice Boulevard Pawtucket RI 02860	97	No
Precision Polishing & Ornamentals, Inc.	601 Mineral Spring Avenue Pawtucket RI 02860	42	No
Printmakers, Inc.	75 York Avenue Pawtucket RI 02860	93	No
Prospect CharterCare SJHSRI (Roosevelt)	249 Roosevelt Avenue Pawtucket RI 02860	94	No
Providence Braid Co., Inc.	358 Lowden Street Pawtucket RI 02860	44	No
Providence Fire Restoration	291 Kenyon Avenue Pawtucket RI 02861	99	No
Providence Metallizing Company, Inc.	51 Fairlawn Avenue Pawtucket RI 02860-2591	11	Yes
Pub Ventures	507 North Broadway East Providence RI 02914	85	No
Pulcinella, LLC	3 Wake Robin Road #7B Lincoln RI 02865	85	No
Quality Rental	390 Walcott Street Pawtucket RI 02860	86	No
R & D Manufacturing, Inc.	60 Dunnell Lane East Pawtucket RI 02860	42	No
R.J.W. Enterprises Inc.	337 Armistice Blvd Pawtucket RI 02861	85	No
R1 Indoor Karting, LLC	100 Higginson Avenue Lincoln RI 02865	85	No
Rafael Enterprise	212-214 Broad Street Pawtucket RI 02860	85	No
Rand Whitney Southeast Container, LLC	455 Narragansett Park Drive Pawtucket RI 02861-4321	24	No
Ray Plante & Sons, Inc.	1 Abbotts Crossing Road Coventry RI 02816	80	No
Rhode Island Donuts LLC	20 Ann & Hope Way Cumberland RI 02864	85	No
Rhode Island Donuts LLC	2069 Diamond Hill Road Cumberland RI 02864	85	No
Rhode Island Donuts, LLC	1700 Mendon Road Cumberland RI 02864	85	No
Rhode Island Spirits	59 Blackstone Avenue Pawtucket RI 02860	36	No
Ribatejo Fish Market	167 Benefit Street Pawtucket RI 02861	82	No
Richmond Motor Sales, Inc.	519 Pawtucket Avenue Pawtucket RI 02860	97	No
RIDCO Casting Co.	6 Beverage Hill Avenue Pawtucket RI 02860	21	No
Right Spot Diner	200 South Bend Street Pawtucket RI 02860	85	No
Riviera Inn Corporation	580 North Broadway East Providence RI 02914	85	No
Roast House Pub and Restaurant	176 Columbus Avenue Pawtucket RI 02860	85	No
Rosco Manufacturing, LLC	500 High Street Central Falls RI 02863	42	No
Rosita, LLC	259 Front Street Lincoln RI 02865	85	No
Royal Cleaners, Inc.	639 Cottage Street Pawtucket RI 02861	92	No
Rumford Motor Inn	400 Newport Avenue Rumford RI 02916-2120	86	No
Russell S. Chin, DDS, Ltd.	1288 Newport Avenue Pawtucket RI 02861	94	No

**Industrial and Commercial Users
Bucklin Point - 2021**

Company Name	Facility Address	Category	Significant
S.P. Donuts	2130 Mendon Road Cumberland RI 02864	85	No
Saint Mark, Inc.	11 Benefit Street Pawtucket RI 02861	85	No
Sakis Pizza (Cumberland)	2339 Diamond Hill Road Cumberland RI 02864	85	No
Sarkis Hagopian Enterprises LLC	1525 Old Louisquisset Pike Lincoln RI 02865	85	No
Schofield Printing, Inc.	211 Weeden Street Pawtucket RI 02860	99	No
Schofield Sanitation	4420 Diamond Hill Road Cumberland RI 02864	80	No
Scituate Cesspool, Inc.	26 Greenhill Road Johnston RI 02919	80	No
Seabra Foods III, Inc.	2000 Mendon Road Cumberland RI 02864	82	No
Serra Da Estrela Restaurant	168 Broad Street Cumberland RI 02864	85	No
Seven Cray Street Realty Corp	7 Cray Street Cumberland RI 02864	85	No
Sewrite Embroidery	30 Martin Street, Suite #2A1 Cumberland RI 02864	99	No
Shaghalian Family Dental, LLC.	1002 Pawtucket Avenue Rumford RI 02916	94	No
Shanna Country Kitchen	1517 Louisquisset Pike Lincoln RI 02865	85	No
Shish Kabob	555 Smithfield Avenue Pawtucket RI 02860	85	No
Shivu, LLC	306 Broad Street Central Falls RI 02863	92	No
SHP IV/LCB Lincoln, LLC	425 Albion Road Lincoln RI 02865	86	No
Silver Fern Practice LLC	21 Division Street Pawtucket RI 02860	89	No
Smithfield Ave Donuts, LLC.	1 Colfax Street Pawtucket RI 02860	85	No
Smug Brewery Co. LLC	545 Pawtucket Avenue, LL04 Pawtucket RI 02860	36	No
Sonid LLC	560 Mineral Spring Avenue Pawtucket RI 02860	81	No
Sparkle City Laundromat	192 Division Street Pawtucket RI 02860	92	No
Sparky's Restaurant	548 Dexter Street Central Falls RI 02863	85	No
SPHOD	572 Armistice Boulevard Pawtucket RI 02861	85	No
Spin City Cumberland, LLC	3400 Mendon Road Cumberland RI 02864	92	No
Spirit Recognition	639 Central Avenue Pawtucket RI 02861	99	No
Splash Snack Bar and Grill	546 Lonsdale Avenue Central Falls RI 02863	85	No
Splish Splash Laundromat	609 Main Street Pawtucket RI 02860	92	No
Spring House Chinese	178 Mineral Spring Avenue Pawtucket RI 02860	85	No
SPSR Inc.	1764 Mendon Road, #4385 Cumberland RI 02864	85	No
St. Raphael Academy - East Building	210 Walcott Street Pawtucket RI 02860	86	No
St. Raphael Academy - West Building	123 Walcott Street Pawtucket RI 02860	86	No
Stackbin Corporation	29 Powder Hill Road Lincoln RI 02865	11	Yes
Starbucks Restaurant-Lincoln Mall	622 George Washington Highway Lincoln RI 02865	85	No
Starsani Pizza	103 Newport Avenue Pawtucket RI 02861	85	No

**Industrial and Commercial Users
Bucklin Point - 2021**

Company Name	Facility Address	Category	Significant
Stolberger, Inc.	1211 High Street Central Falls RI 02863	26	No
Stop & Shop Supermarket #704	70 Mendon Road Cumberland RI 02864	82	No
Stop & Shop Supermarket #710	368 Cottage Street Pawtucket RI 02861	82	No
Stop & Shop Supermarket #712	622 George Washington Highway Lincoln RI 02865	82	No
Subway - Mineral Spring Avenue	745 Mineral Spring Avenue Pawtucket RI 02860	85	No
Subway 95 Exit 30, LLC	355 Fountain Street Pawtucket RI 02860-1202	85	No
Subway Restaurant	287 Armistice Blvd Pawtucket RI 02861	85	No
Subway-Broad Street	310 Broad Street Central Falls RI 02863	85	No
Summit Manufacturing Corporation	248 Pine Street Pawtucket RI 02860	11	Yes
Sunshine Creamery	305 North Broadway East Providence RI 02916	85	No
Super Dragon	805 Broadway Pawtucket RI 02861	85	No
Swades, LLC	727 East Avenue Pawtucket RI 02860	85	No
Swan Cleaners	371 Benefit Street Pawtucket RI 02861	92	No
Sweetland Foods, Inc.	112 Warren Avenue Pawtucket RI 02860	81	No
Swissline Precision, LLC.	23 Ashton Park Way Cumberland RI 02864	42	No
Synagro Northeast, LLC	120 Mill Street Cumberland RI 02865	35	No
Tacos Mi Rancho, LLC	238 West Avenue Pawtucket RI 02860	85	No
Tanury Industries	6 New England Way Lincoln RI 02865	11	Yes
Tanury Industries PVD, Inc.	7 New England Way Lincoln RI 02865	11	Yes
Taqueria Lupita	765 Dexter Street Central Falls RI 02863	85	No
Target Corporation - T2073	620 George Washington Highway Lincoln RI 02865	85	No
Tedor Pharma Inc.	400 Highland Corporate Drive Cumberland RI 02864	14	Yes
Teknor Apex - Mendon	90 Mendon Avenue Pawtucket RI 02861	37	No
Teknor Apex Company	505 Central Avenue Pawtucket RI 02861	27	Yes
Texcel Industries, Inc.	18 Meeting Street Cumberland RI 02864	23	No
The 579, LLC	579 Benefit Street Pawtucket RI 02861	85	No
The Children's Workshop	151 Hunt Street Central Falls RI 02863	86	No
The Evans Findings Company, Inc.	33 Eastern Avenue East Providence RI 02914	21	No
The Family Dentist, Inc.	480 Broadway Pawtucket RI 02860	94	No
The Fifth LLC	411 North Broadway Rumford RI 02916	85	No
The Mansion, Inc.	104 Clay Street Central Falls RI 02863	86	No
The Okonite Company	5 Industrial Road Cumberland RI 02864	28	Yes
The Salvation Army	102 High Street Pawtucket RI 02860	85	No
The Stop & Shop Supermarket Co. LLC	1925 Pawtucket Avenue East Providence RI 02914	82	No

**Industrial and Commercial Users
Bucklin Point - 2021**

Company Name	Facility Address	Category	Significant
The Wendy's Company (Broad)	120 Broad Street Pawtucket RI 02860	85	No
Tienda Y Panaderia Zacapa LLC	740 Dexter Street Central Falls RI 02863	85	No
Tiffany and Company	300 Maple Ridge Drive Cumberland RI 02864	15	Yes
Tikal Restaurant	139 Broad Street Pawtucket RI 02860	85	No
TOBG, Inc.	562 Newport Avenue Pawtucket RI 02861	85	No
Top Shell LLC	55 Conduit Street Central Falls RI 02863	81	No
Torre Corp.	3 Wake Robin Lane, Unit #1 Lincoln RI 02865	85	No
Totis Pizza and Grill, Inc.	622 Central Avenue Pawtucket RI 02861	85	No
Tracey Gear Inc.	740 York Avenue Pawtucket, RI 02861	42	No
Trinity Management	255 Mineral Spring Avenue Pawtucket RI 02861	85	No
Trinity Management	72 Newport Avenue East Providence RI 02916	85	No
Trinity Management	100 Mendon Road Cumberland RI 02864	85	No
Trinity Management LLC	1754 Mendon Road Cumberland RI 02864	85	No
Trinity Management LLC	285 Armistice Boulevard Pawtucket RI 02861	85	No
Truck Pro LLC	51 Delta Drive Pawtucket RI 02860	97	No
Truex, Inc.	300 Armistice Boulevard Pawtucket RI 02861	11	Yes
Tugas Restaurant & Catering	110 Mineral Spring Avenue Pawtucket RI 02860	85	No
Underground Heros Inc.	80 A Newport Ave East Providence RI 02916	85	No
United Methodist Elder Care	30 Alexander Avenue East Providence RI 02914	86	No
United Skates of America, Inc.	75 New Road Rumford RI 02916-2016	85	No
V. George Rustigian Rugs Inc. - Meeting Street	30 Meeting Street Cumberland RI 02864	99	No
Verizon - BV	Allens Avenue Providence RI 02905	27	No
VetCor of Lincoln, LLC.	207 Front Street Lincoln RI 02865	94	No
Vibe Lounge	25 Broad Street Pawtucket RI 02860	85	No
Vicente's Supermarket	470 Pawtucket Avenue Pawtucket RI 02860	82	No
Vicor Corporation	1 Albion Road Lincoln RI 02865	49	No
Village Pizza Inc.	650 Dexter Street Central Falls RI 02863	85	No
Village Restaurant, Inc.	200 Main Street Pawtucket RI 02860	85	No
VIP Car Wash	6 Cook Street Lincoln RI 02865	97	No
Visual Creations, Inc.	500 Narragansett Park Drive Pawtucket RI 02861	44	No
Vogue Industries LP	82 Hadwin Street Central Falls RI 02863	99	No
Wannamoisett Country Club	96 Hoyt Avenue Rumford RI 02916	86	No
Water Works Car Wash	930 Main Street Pawtucket RI 02860	97	No
Wendy's (Cottage Street)	368 Cottage Street Pawtucket RI 02861	85	No

**Industrial and Commercial Users
Bucklin Point - 2021**

Company Name	Facility Address	Category	Significant
WG Lincoln Place SH, LLC	612 George Washington Hgwy. Lincoln RI 02865	86	No
Whittet-Higgins Company	33 Higginson Avenue Central Falls RI 02863	42	No
Wildflour Bakery Cafe	727 East Avenue Pawtucket RI 02860	85	No
Wildtree Holdings, LLC	15 Wellington Road Lincoln RI 02865	81	No
William B. Chan DMD	2359 Mendon Road Cumberland RI 02864	94	No
William Naughton, DDS	524 Central Avenue Pawtucket RI 02861	94	No
William W. Tripp Funeral Home, Inc.	1008 Newport Avenue Pawtucket RI 02861	96	No
Wind River Environmental, LLC	141 Shun Pike Johnston RI 02919	80	No
Xelapan Bakery and Convenience	904 Lonsdale Avenue Central Falls RI 02863	81	No
Xinli, LLC	863 Broad Street Central Falls RI 02863	85	No
YMCA of Pawtucket, Inc.	20 Summer Street Pawtucket RI 02860	89	No
Yovani's Pizza	40 Macondray Street Cumberland RI 02864	85	No
Zaccagnini's Pastry Shoppe	546 Smithfield Avenue Pawtucket RI 02860	81	No
Zebra Technologies Corporation	One Albion Road, Suite 100 Lincoln RI 02865	42	No
Zoll Medical Corporation	525 Narragansett Park Drive Pawtucket RI 02860	49	No

ATTACHMENT VOLUME II

SECTION 2

***PERMIT ISSUANCE/REISSURANCE
ACTIVITIES***

***PERMIT ISSUANCE/REISSUANCE
ACTIVITIES***

FIELD'S POINT

**Permit Issuance / Reissuance Activities
Field's Point - 2021**

Company Name	Prior Permit	Permit	Issue Date	Effective Date	Expire Date
La Mei Hot Pot	12/31/2020	P8501-466-1225	12/15/2020	01/01/2021	12/31/2025
Northland Environmental LLC	12/31/2020	P4300-077-1225	12/15/2020	01/01/2021	12/31/2025
The Small Point Cafe	12/31/2020	P8500-719-1225	12/15/2020	01/01/2021	12/31/2025
Cathedral Art Metal Co., Inc.	12/31/2020	P2402-079-1225	12/16/2020	01/01/2021	12/31/2025
Greater Providence Donuts LLC	12/31/2020	P8500-726-1225	12/16/2020	01/01/2021	12/31/2025
La Sonrisa Cafeteria Restaurant	12/31/2020	P8500-737-1225	12/16/2020	01/01/2021	12/31/2025
Providence Schools	12/31/2020	P8502-718-1225	12/16/2020	01/01/2021	12/31/2025
Yang's Restaurant	12/31/2020	P8500-722-1225	12/16/2020	01/01/2021	12/31/2025
JL's Dana's Sports Lounge	12/31/2020	P8502-721-1225	12/22/2020	01/01/2021	12/31/2025
Frank D'Amato, DMD	No Previous Permit	P9400-423-1225	01/14/2021	01/14/2021	12/31/2025
Rico Pollo	No Previous Permit	P8501-468-1225	01/14/2021	01/14/2021	12/31/2025
Cooperative Care Center	01/31/2021	P9000-108-0126	01/20/2021	02/01/2021	01/31/2026
Department of Administration	01/31/2021	P8302-010-0126	01/20/2021	02/01/2021	01/31/2026
Luigi's Restaurant & Gourmet Express	01/31/2021	P8502-707-0126	01/20/2021	02/01/2021	01/31/2026
Mekong Market	01/31/2021	P8102-240-0126	01/20/2021	02/01/2021	01/31/2026
P.F. Chang's China Bistro, Inc.	01/31/2021	P8502-714-0126	01/20/2021	02/01/2021	01/31/2026
Princess and Sons Three, LLC	01/31/2021	P8500-712-0126	01/20/2021	02/01/2021	01/31/2026
Brown University - List Art	01/31/2021	P9302-124-0126	01/21/2021	02/01/2021	01/31/2026
S&D Eddy, LLC	01/31/2021	P8500-715-0126	01/21/2021	02/01/2021	01/31/2026
Saki's Pizzeria	01/31/2021	P8501-463-0126	01/21/2021	02/01/2021	01/31/2026
Sea Coast Investment Corp	01/31/2021	P8502-705-0126	01/21/2021	02/01/2021	01/31/2026
Tortilleria el Quetzal	01/31/2021	P8102-235-0126	01/21/2021	02/01/2021	01/31/2026
Adriana Inc.	01/31/2021	P8500-725-0126	01/25/2021	02/01/2021	01/31/2026
Antonio's Pizza - Thayer Street LLC	01/31/2021	P8500-714-0126	01/25/2021	02/01/2021	01/31/2026
Bread Unlimited, LLC	01/31/2021	P8102-236-0126	01/25/2021	02/01/2021	09/13/2021
Gracie's Ventures	01/31/2021	P8502-720-0126	01/25/2021	02/01/2021	01/31/2026
Providence School Department	01/31/2021	P8600-674-0126	01/25/2021	02/01/2021	01/31/2026
Providence Community Health Clinic	No Previous Permit	P9400-424-1225	01/26/2021	01/26/2021	12/31/2025
La Familia Restaurant	No Previous Permit	P8500-740-1225	01/27/2021	01/27/2021	12/31/2025
JLC Foods, Inc.	11/30/2020	P8502-708-1125	02/11/2021	02/11/2021	11/30/2025
KRE Husky Providence Licensee, LLC	No Previous Permit	P8600-679-0126	02/11/2021	02/11/2021	01/31/2026
KRE Husky Providence Licensee, LLC	No Previous Permit	P8600-680-0126	02/11/2021	02/11/2021	01/31/2026
Bonollo Provisions Co., Inc.	02/28/2021	P8102-237-0226	02/17/2021	03/01/2021	05/31/2021
Castillo Dental & Associates, Inc.	02/28/2021	P9400-421-0226	02/17/2021	03/01/2021	02/28/2026
Joest LLC	02/28/2021	P8502-662-0226	02/17/2021	03/01/2021	02/28/2026
Roger Williams Zoo	02/28/2021	P8500-733-0226	02/17/2021	03/01/2021	02/28/2026
Roger Williams Zoo	02/28/2021	P8500-734-0226	02/17/2021	03/01/2021	02/28/2026
S.B. Winsor Dairy	02/28/2021	P8402-048-0226	02/17/2021	03/01/2021	02/28/2026
The Abbey	02/28/2021	P8500-742-0226	02/17/2021	03/01/2021	02/28/2026
WaraWara	02/28/2021	P8501-471-0226	02/17/2021	03/01/2021	02/28/2026
141 Westminster Corporation	02/28/2021	P8500-748-0226	02/18/2021	03/01/2021	02/28/2026
AAA Northeast Warehouse/Fleet Operations	02/28/2021	P3702-071-0226	02/18/2021	03/01/2021	02/28/2026
Armbrust International, Ltd.	02/28/2021	P1112-244-0226	02/18/2021	03/01/2021	02/28/2026
Aurora Civic Association	02/28/2021	P8502-722-0226	02/18/2021	03/01/2021	02/28/2026
Narragansett Jewelry	02/28/2021	P1106-374-0226	02/18/2021	03/01/2021	02/28/2026
Brown University - Central Heat Plant	02/28/2021	P5202-086-0226	02/19/2021	03/01/2021	02/28/2026
Mahr, Inc	02/28/2021	P5202-087-0226	02/22/2021	03/01/2021	02/28/2026
Alpine Auto Body, Inc.	02/28/2021	P9702-237-0226	02/23/2021	03/01/2021	02/28/2026
Designs International Inc.	02/28/2021	P4200-180-0226	02/23/2021	02/01/2021	02/28/2026
El Rey De Las Pupusas	02/28/2021	P8500-724-0226	02/23/2021	03/01/2021	02/28/2026
L/M Taco RI	02/28/2021	P8502-709-0226	02/23/2021	03/01/2021	02/28/2026
Like No Udder, LLC	02/28/2021	P8500-741-0226	02/23/2021	03/01/2021	02/28/2026
Pasta Beach Wayland Square LLC	02/28/2021	P8501-470-0226	02/23/2021	03/01/2021	02/28/2026
Freezing Point Inc	No Previous Permit	P8500-751-0226	03/15/2021	03/15/2021	02/28/2026
Helado Taiyaki LLC	No Previous Permit	P8500-752-0226	03/15/2021	03/15/2021	02/28/2026
This Guy's Pizza	03/31/2021	P8500-749-0326	03/15/2021	04/01/2021	03/31/2026
Atwill-Conroy Providence, LLC	03/31/2021	P9400-420-0326	03/16/2021	04/01/2021	03/31/2026
Los Andes Restaurant	03/31/2021	P8502-725-0326	03/16/2021	04/01/2021	03/31/2026

**Permit Issuance / Reissuance Activities
Field's Point - 2021**

Company Name	Prior Permit	Permit	Issue Date	Effective Date	Expire Date
RISD - Museum	03/31/2021	P8500-730-0326	03/16/2021	04/01/2021	03/31/2026
Best Taste	03/31/2021	P8500-732-0326	03/17/2021	04/01/2021	03/31/2026
Pizzeria Gusto, Inc.	03/31/2021	P8500-745-0326	03/17/2021	04/01/2021	03/31/2026
Bannister Operations Associates, LLC	03/31/2021	P8600-675-0326	03/18/2021	04/01/2021	03/31/2026
Casa Mexico	03/31/2021	P8500-750-0326	03/18/2021	04/01/2021	03/31/2026
Sura 153, Inc.	03/31/2021	P8500-735-0326	03/18/2021	04/01/2021	03/31/2026
Swash Autowash, LLC	03/31/2021	P9702-238-0326	03/18/2021	04/01/2021	06/30/2021
Alberto K. Corporation	03/31/2021	P8502-723-0326	03/19/2021	04/01/2021	03/31/2026
Benefit Dental Care, LLC	03/31/2021	P9400-417-0326	03/19/2021	04/01/2021	03/31/2026
Taste of India	03/31/2021	P8501-469-0326	03/19/2021	04/01/2021	03/31/2026
Parkside Rotisserie & Bar	03/31/2021	P8501-478-0326	03/24/2021	04/01/2021	03/31/2026
Whytebrook Retirement Investors, LLC	03/31/2021	P8600-685-0326	03/24/2021	04/01/2021	03/31/2026
Zizi Gulu LLC	No Previous Permit	P8500-762-0226	03/31/2021	03/31/2021	02/28/2026
Pho-Zap-Zap	No Previous Permit	P8500-763-0226	04/08/2021	04/08/2021	02/28/2026
Brown University - Barus & Holley	04/30/2021	P9500-150-0426	04/15/2021	05/01/2021	04/30/2026
Golden Pot, Inc.	04/30/2021	P8500-729-0426	04/15/2021	05/01/2021	04/30/2026
T.J.N. Restaurant, Inc.	04/30/2021	P8500-738-0426	04/15/2021	05/01/2021	04/30/2026
YLD Management Inc	04/30/2021	P8501-473-0426	04/15/2021	05/01/2021	04/30/2026
Mainelli Tool & Die, Inc.	04/30/2021	P4200-182-0426	04/19/2021	05/01/2021	04/30/2026
Persimmon Restaurant, LLC	04/30/2021	P8501-467-0426	04/19/2021	05/01/2021	04/30/2026
The Sandwich Hut	04/30/2021	P8500-728-0426	04/19/2021	05/01/2021	04/30/2026
Aluminum & Copper Recycling, Inc.	04/30/2021	P4200-181-0426	04/20/2021	05/01/2021	04/30/2026
East Coast Screen Printing	04/30/2021	P9902-122-0426	04/20/2021	05/01/2021	04/30/2026
Providence College-Ryan Center for Business Studies	04/30/2021	P8500-723-0426	04/20/2021	05/01/2021	04/30/2026
Tool Time	04/30/2021	P8500-731-0426	04/20/2021	05/01/2021	04/30/2026
Au Bon Pain - Women & Infants' Hospital	04/30/2021	P8500-753-0426	04/21/2021	05/01/2021	04/30/2026
Pizza J	04/30/2021	P8501-475-0426	04/21/2021	05/01/2021	04/30/2026
Rhode Island College - Connection 3	04/30/2021	P9900-124-0426	04/21/2021	05/01/2021	04/30/2026
Angkor Restaurant	04/30/2021	P8500-743-0426	04/27/2021	05/01/2021	06/07/2021
Avalon at Center Place	04/30/2021	P8902-080-0426	04/27/2021	05/01/2021	01/20/2022
McBride's Pub	04/30/2021	P8501-472-0426	04/27/2021	05/01/2021	04/30/2026
Nueva San Salvador Bakery, Inc.	04/30/2021	P8102-245-0426	04/27/2021	05/01/2021	04/30/2026
Roger Williams Zoo - Carousel Cafe	04/30/2021	P8500-744-0426	04/27/2021	05/01/2021	04/30/2026
V-Mart	04/30/2021	P8202-126-0426	04/27/2021	05/01/2021	04/30/2026
David I. Konicov, D.D.S.	04/30/2021	P9400-422-0426	04/28/2021	05/01/2021	04/30/2026
Rob's Riccotti's Sandwich Shop	No Previous Permit	P8500-772-0326	04/29/2021	04/29/2021	03/31/2026
B. Deltoro & Sons, Inc.	05/31/2021	P3304-003-0426	05/12/2021	06/01/2021	05/01/2026
Orbit Energy Rhode Island, LLC	06/30/2021	P3812-001-0426	05/12/2021	06/01/2021	09/07/2021
Rhode Island Resource Recovery Corp.	05/12/2021	P3112-001-1024	05/12/2021	06/01/2021	10/31/2024
Antonelli Poultry	05/31/2021	P3302-002-0426	05/13/2022	06/01/2021	04/30/2026
271 Tockwotten Partners LLC	05/31/2021	P3604-001-0525	05/13/2021	06/01/2021	05/31/2025
Al-Jac Produce	05/31/2021	P3304-001-0426	05/13/2021	06/01/2021	04/30/2026
Ocean State Peeled Potatoes	05/12/2021	P3304-008-0722	05/13/2021	06/01/2021	07/31/2022
Baffoni's Poultry Farm	05/31/2021	P3302-004-0923	05/14/2021	06/01/2021	09/30/2023
NGC Inc.	05/31/2021	P3304-007-0623	05/14/2021	06/01/2021	06/30/2023
BOE Fermenterprises	05/31/2021	P3602-002-0524	05/20/2021	06/01/2021	05/31/2024
Long Live Beer Works, Inc.	05/31/2021	P3602-003-1124	05/20/2021	06/01/2021	11/30/2024
RISD - College Building	05/19/2021	P2302-013-1025	05/20/2021	06/01/2021	10/31/2025
Ga-Rel Manufacturing Company	05/31/2021	P4400-053-0526	05/21/2021	06/01/2021	05/31/2026
Moniker Brewing LLC	05/20/2021	P3602-004-1025	05/21/2021	06/01/2021	10/31/2025
Pizza Queen - Weybosset Street	05/31/2021	P8500-739-0526	05/21/2021	06/01/2021	05/31/2026
R.I. Provision Company	05/20/2021	P3302-014-1124	05/21/2021	06/01/2021	11/30/2024
The Industrious Spirit Company, LLC	05/31/2021	P3604-005-0624	05/21/2021	06/01/2021	06/30/2024
Warwick Poultry Company Inc.	05/31/2021	P3302-015-1025	05/21/2021	06/01/2021	10/31/2025
Women & Infants' Hospital	05/31/2021	P9002-109-0526	05/21/2021	06/01/2021	05/31/2026
Fed-Rick Veal Company	05/31/2021	P3302-006-0426	05/25/2021	06/01/2021	04/30/2026
Jacky's at Arcade LLC	No Previous Permit	P8500-768-0326	05/25/2021	05/25/2021	03/31/2026
LaSalle Bakery	05/31/2021	P8501-482-0526	05/25/2021	06/01/2021	05/31/2026

**Permit Issuance / Reissuance Activities
Field's Point - 2021**

Company Name	Prior Permit	Permit	Issue Date	Effective Date	Expire Date
Noodles 102	05/31/2021	P8500-746-0526	05/25/2021	06/01/2021	05/31/2026
Portion Meat Associates	05/31/2021	P3304-009-0325	05/25/2021	06/01/2021	03/31/2025
Providence Specialty Products, LLC	05/31/2021	P3304-010-1023	05/25/2021	06/01/2021	10/31/2023
Quality Food Corp.	05/31/2021	P3302-011-0426	05/25/2021	06/01/2021	04/30/2026
St. Patrick Academy	No Previous Permit	P8600-671-0326	05/25/2021	05/25/2021	03/31/2026
Whatts, LLC	No Previous Permit	P8500-767-0326	05/25/2021	05/25/2021	03/31/2026
Apple Valley Grandco, Inc.	No Previous Permit	P8502-729-0326	05/26/2021	05/26/2021	03/31/2026
Duangpanya LLC	05/31/2021	P8501-483-0526	05/26/2021	06/01/2021	05/31/2026
Smith Street Little Caesars LLC	05/31/2021	P8500-770-0526	05/26/2021	06/01/2021	05/31/2026
Univar Solutions USA, Inc.	05/31/2021	P2204-048-0526	05/26/2021	06/01/2021	05/31/2026
Yacht Club Bottling Works, Inc.	05/31/2021	P3402-013-0723	05/26/2021	06/01/2021	07/31/2023
Regency Plaza	05/31/2021	P8600-681-0526	05/27/2021	06/01/2021	05/31/2026
Quality Seafood	05/31/2021	P3302-012-0426	06/01/2021	06/01/2021	04/30/2026
Rhode Island Heat Treating Company, LLC	05/31/2021	P1102-018-0426	06/02/2021	06/01/2021	04/30/2026
R.I. Beef & Veal, Inc	05/31/2021	P3304-013-1221	06/04/2021	06/01/2021	12/31/2021
Bubbie's Market & Deli	No Previous Permit	P8500-776-0426	06/08/2021	06/08/2021	04/30/2026
W&B Laundromat Inc.	No Previous Permit	P9200-375-0426	06/08/2021	06/08/2021	04/30/2026
Charuma	No Previous Permit	P8500-773-0426	06/09/2021	06/09/2021	04/30/2026
Lena Karkalas, DDS	No Previous Permit	P9400-437-0426	06/09/2021	06/09/2021	04/30/2026
Fili Cafe, LLC	No Previous Permit	P8500-778-0426	06/11/2021	06/11/2021	04/30/2026
Good Fortune Chinese Restaurant	No Previous Permit	P8502-730-0326	06/11/2021	06/11/2021	03/31/2026
SC Providence	06/11/2021	P8502-732-0526	06/11/2021	06/11/2021	05/31/2026
Zale Hospitality, Inc.	03/10/2021	P8501-480-0426	06/11/2021	06/11/2021	04/30/2026
CAMRAC, LLC. (Johnston)	06/30/2021	P3702-072-0626	06/16/2021	07/01/2021	06/30/2026
Johnston Senior Center	06/30/2021	P8600-677-0626	06/16/2021	07/01/2021	06/30/2026
Housing Authority of the City of Prov.	06/30/2021	P8600-678-0626	06/28/2021	07/01/2021	06/30/2026
J & W University	No Previous Permit	P9600-115-0426	06/28/2021	06/28/2021	04/30/2026
JR's Providence, LLC	06/30/2021	P8501-484-0626	06/28/2021	07/01/2021	06/30/2026
L.N.P. Enterprises, Inc.	06/30/2021	P8500-755-0626	06/28/2021	07/01/2021	06/30/2026
West Fountain, LLC	06/30/2021	P8500-782-0626	06/28/2021	07/01/2021	06/30/2026
Beautiful Day RI	No Previous Permit	P8102-247-0426	06/29/2021	06/29/2021	04/30/2026
Broad Street Little Caesars, LLC	06/30/2021	P8500-766-0626	06/29/2021	07/01/2021	06/30/2026
Jacky's Galaxy Providence	06/30/2021	P8502-733-0626	06/29/2021	07/01/2021	06/30/2026
True Bagels	06/30/2021	P8500-769-0626	06/29/2021	07/01/2021	06/30/2026
Viva Mexico Cantina	06/30/2021	P8502-727-0626	06/29/2021	07/01/2021	06/30/2026
Golden Crest Nursing Centre	06/30/2021	P8602-676-0626	06/30/2021	07/01/2021	06/30/2026
J & W - Imperial Hall	06/30/2021	P8600-683-0626	06/30/2021	07/01/2021	06/30/2026
LCP Providence Hotel Investment	06/30/2021	P8600-682-0626	06/30/2021	07/01/2021	06/30/2026
Flame	No Previous Permit	P8500-781-0526	07/06/2021	07/06/2021	05/31/2026
Golden House Chinese Restaurant	No Previous Permit	P8500-784-0526	07/06/2021	07/06/2021	05/31/2026
HoToy, LLC	No Previous Permit	P8500-783-0526	07/13/2021	07/13/2021	05/31/2026
NNC of Rhode Island, Inc.	07/31/2021	P9702-234-0726	07/19/2021	08/01/2021	07/31/2026
Pho Horn's Inc.	07/31/2021	P8500-777-0726	07/19/2021	08/01/2021	07/31/2026
Sans Gluten Artisan Bakery	07/31/2021	P8102-242-0726	07/19/2021	08/01/2026	08/01/2021
Tel-Aviv Cigar Bar & Grill LLC	07/31/2021	P8502-724-0726	07/19/2021	08/01/2021	07/31/2026
A & F Plating Company	07/31/2021	P1106-375-0726	07/20/2021	08/01/2021	07/31/2026
Himalayan Group, LLC	07/31/2021	P8500-747-0726	07/20/2021	08/01/2021	07/31/2026
Hot Club	07/31/2021	P8501-474-0726	07/20/2021	08/01/2021	07/31/2026
Revival Foodworks and Brewery	No Previous Permit	P3602-006-0526	07/20/2021	07/20/2021	05/31/2026
The Providence Mint, Inc.	07/31/2021	P4400-054-0726	07/20/2021	08/01/2021	07/31/2026
Travelers Auto Body, Inc.	07/31/2021	P9702-239-0726	07/20/2021	08/01/2021	07/31/2026
383 Corporation - First Floor	07/31/2021	P8500-757-0726	07/22/2021	08/01/2021	07/31/2026
383 Corporation - Second Floor	07/31/2021	P8500-758-0726	07/22/2021	08/01/2021	07/31/2026
383 Corporation - Third Floor	07/31/2021	P8500-759-0726	07/22/2021	08/01/2021	07/31/2026
Brown University - Vartan Gregorian Quad	07/31/2021	P8600-684-0726	07/22/2021	08/01/2021	07/31/2026
H and A Kitchen	07/31/2021	P8500-761-0726	07/22/2021	08/01/2021	07/31/2026
International Chromium Plating Company, Inc.	07/31/2021	P1106-376-0726	07/22/2021	08/01/2021	07/31/2026
Women and Infants-Kilguss Lab	07/31/2021	P9502-151-0726	07/22/2021	08/01/2021	07/31/2026

**Permit Issuance / Reissuance Activities
Field's Point - 2021**

Company Name	Prior Permit	Permit	Issue Date	Effective Date	Expire Date
Chez Pascal	07/31/2021	P8501-477-0726	07/23/2021	08/01/2021	07/31/2026
EI Eden Restaurant	07/31/2021	P8500-771-0726	07/23/2021	08/01/2021	07/31/2026
GFM Realty LLC	07/31/2021	P8501-487-0726	07/23/2021	08/01/2021	11/18/2021
Toro	07/31/2021	P8502-734-0726	07/23/2021	08/01/2021	07/31/2026
Hurd Auto Mall	No Previous Permit	P9702-244-0626	07/26/2021	07/26/2021	06/30/2026
Celebrity Cleaners	07/31/2021	P9200-374-0726	07/29/2021	08/01/2021	07/31/2026
Parkview Bakery Cafe	07/31/2021	P8501-489-0726	07/29/2021	07/29/2021	07/31/2026
Yan's Cuisine	07/31/2021	P8501-481-0726	08/01/2021	08/01/2021	07/31/2026
AJ Coffee Thayer, LLC	No Previous Permit	P8500-786-0626	08/05/2021	08/05/2021	06/30/2026
Demoulas Supermarkets, Inc.	No Previous Permit	P8204-130-0626	08/05/2021	08/05/2021	06/30/2026
Mineral Spring Cafe LLC	No Previous Permit	P8500-785-0626	08/10/2021	08/10/2021	06/30/2026
Superior Foods LLC	No Previous Permit	P8102-250-0626	08/10/2021	08/10/2021	06/30/2026
Anchor Toffee LLC	No Previous Permit	P3302-016-0626	08/18/2021	08/18/2021	06/30/2026
DWEJVINC	08/31/2021	P8500-765-0826	08/18/2021	09/01/2021	08/31/2026
La Artesa Bakery Inc.	08/31/2021	P8102-244-0826	08/18/2021	09/01/2021	08/31/2026
MAJA Enterprises	08/31/2021	P8501-476-0826	08/18/2021	09/01/2021	08/31/2026
Monarch Metal Finishing Co., Inc.	No Previous Permit	P1112-245-0726	08/18/2021	08/18/2021	07/31/2026
Panera Bread	08/31/2021	P8502-728-0826	08/18/2021	09/01/2021	08/31/2026
RB Donuts, Inc.	08/31/2021	P8500-754-0826	08/18/2021	09/01/2021	08/31/2026
The Wendy's Company (Charles)	08/31/2021	P8502-731-0826	08/18/2021	09/01/2021	08/31/2026
Bay Foods, Inc.	08/31/2021	P8502-726-0826	08/19/2021	09/01/2021	08/31/2026
RISD - Colonial Apartments	08/31/2021	P8600-686-0826	08/19/2021	09/01/2021	08/31/2026
Arbor Hill Assisted Living	08/31/2021	P8600-688-0826	08/23/2021	09/01/2021	08/31/2026
Bayberry Garden	No Previous Permit	P8501-490-0626	08/23/2021	08/23/2021	06/30/2026
Betty's	08/31/2021	P8500-756-0826	08/23/2021	09/01/2021	08/31/2026
Farm Fresh RI Food Hub	No Previous Permit	P8900-081-0726	08/23/2021	08/23/2021	07/31/2026
J & W-Harborside Academics	08/31/2021	P8600-691-0826	08/23/2021	09/01/2021	08/31/2026
M. G. Motors Inc.	08/31/2021	P9702-241-0826	08/23/2021	09/01/2021	08/31/2026
Sal's Bakery	08/31/2021	P8102-246-0826	08/23/2021	09/01/2021	08/31/2026
Specialty Cleansing Company	08/31/2021	P9200-376-0826	08/23/2021	09/01/2021	08/31/2026
University of Rhode Island- Shepard Bldg	08/31/2021	P9500-152-0826	08/23/2021	09/01/2021	08/31/2026
Vegan Eats Group Providence Inc.	08/22/2021	P8500-787-0626	08/23/2021	08/23/2021	06/30/2026
Duffs LLC	No Previous Permit	P8501-491-0726	08/26/2021	08/26/2021	07/31/2026
La Chapincita Market, LLC	08/31/2021	P8102-248-0826	08/26/2021	09/01/2021	08/31/2026
Sakura Restaurant, Inc.	08/31/2021	P8501-485-0826	08/26/2021	09/01/2021	08/31/2026
Sydney Providence LLC	08/31/2021	P8501-486-0826	08/26/2021	09/01/2021	08/31/2026
A&M Enterprises RI, LLC	No Previous Permit	P8500-795-0726	08/30/2021	08/30/2021	07/31/2026
Lincolnwood Operator, LLC	No Previous Permit	P8600-690-0626	08/30/2021	08/30/2021	06/30/2026
Mi Sueno Inc.	08/30/2021	P8500-788-0626	08/30/2021	09/01/2021	06/30/2026
Food Corp	08/31/2021	P8202-132-0826	08/31/2021	09/01/2021	08/31/2026
Amy's Place	09/01/2021	P8500-796-0125	09/01/2021	09/01/2021	01/31/2025
Anthony's Auto Body	No Previous Permit	P9702-245-0726	09/01/2021	09/01/2021	07/31/2026
Rhed's Hot Sauce	No Previous Permit	P3302-017-0726	09/01/2021	09/01/2021	07/31/2026
Rhode Island Bioenergy Facility, LLC.	No Previous Permit	P3812-002-0826	09/07/2021	09/07/2021	08/31/2026
Charles Street Dental	No Previous Permit	P9400-439-0826	09/13/2021	09/13/2021	08/31/2026
B.A. Beverage Company, LLC	No Previous Permit	P8501-444-0224	09/14/2021	09/14/2021	02/29/2024
Happy Crab, Inc.	No Previous Permit	P8502-738-0726	09/14/2021	09/14/2021	07/31/2026
J & W Xavier Academics Center	09/30/2021	P8600-687-0926	09/16/2021	10/01/2021	09/30/2026
My Car, Incorporated	09/30/2021	P9702-240-0926	09/16/2021	10/01/2021	09/30/2026
Restaurant Mexico Garibaldi	09/30/2021	P8500-764-0926	09/16/2021	10/01/2021	09/30/2026
The Foundry Associates	09/30/2021	P3702-073-0926	09/16/2021	10/01/2021	09/30/2026
China Wok	No Previous Permit	P8500-797-0826	09/17/2021	09/17/2021	08/31/2026
Hamov- Hotov LLC	09/30/2021	P8500-760-0926	09/17/2021	10/01/2021	09/30/2026
Meeting Street	09/30/2021	P8600-689-0926	09/17/2021	10/01/2021	09/30/2026
Smith Street Donuts, Inc	09/30/2021	P8500-775-0926	09/17/2021	10/01/2021	09/30/2026
Baba's First Daughter, LLC	09/30/2021	P8500-779-0926	09/20/2021	10/01/2021	09/30/2026
Apsara Asian Restaurant	09/30/2021	P8501-492-0926	09/23/2021	10/01/2021	09/30/2026
The Merit, LLC	09/30/2021	P8500-790-0926	09/23/2021	10/01/2021	09/30/2026

**Permit Issuance / Reissuance Activities
Field's Point - 2021**

Company Name	Prior Permit	Permit	Issue Date	Effective Date	Expire Date
Webster Avenue School	09/30/2021	P8600-692-0926	09/23/2021	10/01/2021	09/30/2026
The Hut	No Previous Permit	P8500-799-0826	09/27/2021	09/27/2021	08/31/2026
Providence Brewing Company	No Previous Permit	P3602-007-0826	09/30/2021	09/30/2021	08/31/2026
Nutrition on Broad	No Previous Permit	P8500-800-0926	10/05/2021	10/05/2021	09/30/2026
Apac Tool, Inc.	10/31/2021	P4600-057-1026	10/15/2021	11/01/2021	10/31/2026
Cox Communications, Inc. - FP Vault	10/31/2021	P2700-106-1026	10/15/2021	11/01/2021	10/31/2026
Providence Place Pockets	10/31/2021	P8500-774-1026	10/15/2021	11/01/2021	10/31/2026
Sugarman-Sinai Memorial Chapel	10/31/2021	P9600-115-1026	10/15/2021	11/01/2021	10/31/2026
Teriyaki House, Inc.	10/31/2021	P8501-479-1026	10/15/2021	11/01/2021	10/31/2026
Top of the Hill LLC	10/31/2021	P8502-735-1026	10/15/2021	11/01/2021	10/31/2026
Crown Fried Chicken	No Previous Permit	P8500-807-0926	10/19/2021	10/19/2021	09/30/2026
Carlo LLC	No Previous Permit	P9702-242-0926	10/21/2021	10/21/2021	09/30/2026
Mount Pleasant Funeral and Cremation Service	No Previous Permit	P9600-117-0926	11/09/2021	11/09/2021	09/30/2026
Rosario Meat Market	No Previous Permit	P8102-252-0926	11/09/2021	11/09/2021	09/30/2026
Bellini Restaurant	No Previous Permit	P8501-494-1026	11/17/2021	11/17/2021	10/31/2026
Hope Creamery	11/30/2021	P8500-803-1126	11/17/2021	12/01/2021	11/30/2026
J & W -Center for Science and Innovation	11/30/2021	P9500-153-1126	11/17/2021	12/01/2021	11/30/2026
Magic Gas & Carwash, Inc.	11/30/2021	P9702-243-1126	11/17/2021	12/01/2021	11/30/2026
PRI XIX LP	No Previous Permit	P8600-696-1026	11/17/2021	11/17/2021	10/31/2026
Sam's New York System	11/30/2021	P8500-780-1126	11/17/2021	12/01/2021	11/30/2026
WHGDC, Inc.	No Previous Permit	P8500-811-1026	11/17/2021	11/17/2021	10/31/2026
Aspen Dental Management, Inc.	11/30/2021	P9400-438-1126	11/18/2021	12/01/2021	11/30/2026
Hudson Street Deli, LLC	11/30/2021	P8500-810-1126	11/18/2021	12/01/2021	11/30/2026
Lucky Enough	No Previous Permit	P8500-813-1026	11/18/2021	11/18/2021	10/31/2026
Pitos Restaurant I	11/30/2021	P8500-815-1126	11/18/2021	12/01/2021	11/30/2026
Y Noodle Bar, LLC	No Previous Permit	P8501-493-0826	11/18/2021	11/18/2021	08/31/2026
Yee Sang Management	No Previous Permit	P8500-814-1026	11/18/2021	11/18/2021	10/31/2026
121, LLC	No Previous Permit	P8500-819-1026	11/30/2021	11/30/2021	10/31/2026
Lovera VIP	11/30/2021	P8502-743-1126	11/30/2021	12/01/2021	11/30/2026
A.N.I., LLC	12/31/2021	P8502-740-1226	12/08/2021	01/01/2022	01/13/2022
Surface Coatings, LLC	12/31/2021	P1106-377-1226	12/08/2021	01/01/2022	12/31/2026
The East End, LLC	12/31/2021	P8501-488-1226	12/08/2021	01/01/2022	12/31/2026
Torg LLC	12/31/2021	P8500-792-1226	12/08/2021	01/01/2022	12/31/2026
Mills Tavern	12/31/2021	P8502-737-1226	12/13/2021	01/01/2022	12/31/2026
Narragansett Electric - Melrose Chiller	12/31/2021	P5100-059-1226	12/13/2021	01/01/2022	12/31/2026
Narragansett Improvement Co.	12/31/2021	P3502-012-1226	12/13/2021	01/01/2022	12/31/2026
Rhode Island Favorite Chicken III, LLC	12/31/2021	P8500-793-1226	12/13/2021	01/01/2022	12/31/2026
Cromwell Ventures, LLC	12/31/2021	P8600-693-1226	12/14/2021	01/01/2022	12/31/2026
KCW Management LLC	12/31/2021	P8500-806-1226	12/14/2021	01/01/2022	12/31/2026
Shore's Market, Inc.	12/31/2021	P8202-131-1226	12/14/2021	01/01/2022	12/31/2026
Ayame Hibachi Express	No Previous Permit	P8500-821-1126	12/15/2021	12/15/2021	11/30/2026
Waterman Grill, LLC	12/31/2021	P8502-736-1226	12/15/2021	01/01/2022	12/31/2026
Brooklyn Coffee Tea & Guest House LLC.	No Previous Permit	P8500-824-1126	12/16/2021	12/16/2021	11/30/2026
Rita's Pizza	12/31/2021	P8500-822-1226	12/20/2021	01/01/2022	12/31/2026
Avenue N Providence	No Previous Permit	P8500-827-1126	12/22/2021	12/22/2021	11/30/2026
Bucktown PVD LLC	12/31/2021	P8501-496-1226	12/22/2021	01/01/2022	12/31/2026
New Harvest Coffee Roasters	No Previous Permit	P8500-826-1126	12/22/2021	12/22/2021	11/30/2026

***PERMIT ISSUANCE/REISSUANCE
ACTIVITIES***

BUCKLIN POINT

**Permit Issuance / Reissuance Activities
Bucklin Point - 2021**

Company Name	Prior Permit	Permit	Issue Date	Effective Date	Expire Date
Amica Mutual Insurance Co. - 10	12/31/2020	B5300-041-1225	12/15/2020	01/01/2021	12/31/2025
East Providence Persy's Place LLC	12/31/2020	B8501-176-1225	12/15/2020	01/01/2021	12/31/2025
Great China Inc.	12/31/2020	B8500-844-1225	12/15/2020	01/01/2021	12/31/2025
Kirkbrae Country Club	12/31/2020	B8600-188-1225	12/15/2020	01/01/2021	12/31/2025
Lincoln Laundromat	12/31/2020	B9200-166-1225	12/15/2020	01/01/2021	12/31/2025
Newport Ave Donut-81 Newport	12/31/2020	B8500-842-1225	12/15/2020	01/01/2021	12/31/2025
Visual Creations, Inc.	12/31/2020	B4400-027-1225	12/15/2020	01/01/2021	12/31/2025
CVS Caremark Corp. (200 Highland Drive)	12/31/2020	B8600-189-1225	12/16/2020	01/01/2021	12/31/2025
PCL Fixtures, Inc.	12/31/2020	B2402-064-1225	12/16/2020	01/01/2021	12/31/2025
Family and Cosmetic Dentistry	No Previous Permit	B9400-195-1025	01/05/2021	01/05/2021	10/31/2025
Cumberland Dental	No Previous Permit	B9400-197-1225	01/14/2021	01/14/2021	12/31/2025
Ecological Fibers, Inc.	01/31/2021	B2404-063-0126	01/20/2021	02/01/2021	05/31/2021
Newport Cedar Donuts, Inc.	01/31/2021	B8500-841-0126	01/20/2021	02/01/2021	01/31/2026
Totis Pizza and Grill, Inc.	01/31/2021	B8500-843-0126	01/20/2021	02/01/2021	01/31/2026
Finlay Extracts & Ingredients USA, Inc.	01/31/2021	B3404-030-0126	01/21/2021	02/01/2021	06/01/2021
Plouffe's Cup N Saucer	01/31/2021	B8501-175-0126	01/21/2021	02/01/2021	01/31/2026
Target Corporation - T2073	01/31/2021	B8500-856-0126	01/21/2021	02/01/2021	01/31/2026
Village Restaurant, Inc.	01/31/2021	B8500-846-0126	01/21/2021	02/01/2021	01/31/2026
JSC New England Operating, LLC	No Previous Permit	B8502-333-1225	01/25/2021	01/25/2021	12/31/2025
Just Like Home Laundry	01/31/2021	B9200-168-0126	01/25/2021	02/01/2021	01/31/2026
Luxury Cleaners	01/31/2021	B9200-169-0126	01/25/2021	02/01/2021	01/31/2026
All Day Physique	No Previous Permit	B8500-834-0126	02/09/2021	02/09/2021	01/31/2026
Fit 4 Life	No Previous Permit	B8500-837-0126	02/09/2021	02/09/2021	01/31/2026
Central Falls Provision Co.	02/28/2021	B8202-076-0226	02/17/2021	03/01/2021	05/31/2021
Michael's Meats	02/28/2021	B8102-122-0226	02/17/2021	03/01/2021	02/28/2026
WG Lincoln Place SH, LLC	02/28/2021	B8600-194-0226	02/17/2021	03/01/2021	02/28/2026
141 Corporation	02/28/2021	B8502-332-0226	02/19/2021	03/01/2021	02/28/2026
LRA Restaurants Inc.	02/28/2021	B8500-847-0226	02/19/2021	03/01/2021	02/28/2026
Pawtucket House of Pizza	02/28/2021	B8500-849-0226	02/19/2021	03/01/2021	02/28/2026
Pawtucket Country Club	02/28/2021	B8502-327-0226	02/23/2021	03/01/2021	02/28/2026
Royal Cleaners, Inc.	02/28/2021	B9200-167-0226	02/23/2021	03/01/2021	02/28/2026
Sparky's Restaurant	02/28/2021	B8500-857-0226	02/23/2021	03/01/2021	02/28/2026
New Hong Kong	03/31/2021	B8500-855-0326	03/15/2021	04/01/2021	03/31/2026
Ocean State Cesspool, Inc.	03/31/2021	B8000-148-0326	03/15/2021	04/01/2021	03/31/2026
K&W Webbing Company	03/31/2021	B2302-092-0326	03/16/2021	04/01/2021	05/20/2021
St. Raphael Academy - East Building	03/31/2021	B8600-190-0326	03/17/2021	04/01/2021	03/31/2026
St. Raphael Academy - West Building	03/31/2021	B8600-191-0326	03/17/2021	04/01/2021	03/31/2026
China House	03/31/2021	B8500-860-0326	03/18/2021	04/01/2021	03/31/2026
Langley's Laundromat	03/31/2021	B9200-170-0326	03/18/2021	04/01/2021	03/31/2026
Broadway Diner	03/31/2021	B8500-861-0326	03/19/2021	04/01/2021	03/31/2026
John H. Collins & Sons Company	03/31/2021	B2706-093-0326	03/19/2021	03/19/2021	03/31/2026
Mid State Sewerage, Inc.	03/31/2021	B8000-147-0326	03/19/2021	04/01/2021	03/31/2026
Water Works Car Wash	03/31/2021	B9702-095-0326	03/24/2021	04/01/2021	03/31/2026
Mei King Restaurant	04/30/2021	B8501-178-0426	04/15/2021	05/01/2021	04/30/2026
Dexter Laundromat, Inc.	04/30/2021	B9200-173-0426	04/20/2021	05/01/2021	04/30/2026
Tacos Mi Rancho, LLC	No Previous Permit	B8500-866-0226	04/23/2021	04/23/2021	02/28/2026
Echo Septic Services LLC	04/30/2021	B8000-149-0426	04/27/2021	05/01/2021	04/30/2026
9W Halo OpCo L.P.	05/31/2021	B2506-017-0426	05/14/2021	06/01/2021	08/19/2021
Hope Global	05/31/2021	B2302-093-0426	05/14/2021	06/01/2021	04/30/2026
Patriot Textiles, Inc.	05/14/2021	B2302-097-0723	05/14/2021	06/01/2021	07/31/2023
Calise & Sons Bakery	05/20/2021	B3302-001-0425	05/20/2021	06/01/2021	04/30/2025
Cintas Corporation	05/20/2021	B2512-018-0524	05/20/2021	06/01/2021	05/31/2024
Crooked Current Brewery	05/31/2021	B3602-003-0925	05/20/2021	06/01/2021	09/30/2025
Murdock Webbing Co., Inc.	05/19/2021	B2306-095-0625	05/20/2021	06/01/2021	06/30/2025
Bootblack Brand, LLC	05/31/2021	B3602-002-0924	05/21/2021	06/01/2021	09/30/2024

**Permit Issuance / Reissuance Activities
Bucklin Point - 2021**

Company Name	Prior Permit	Permit	Issue Date	Effective Date	Expire Date
Classsick Custom	05/31/2021	B9902-081-0526	05/21/2021	06/01/2021	05/31/2026
Dexter Street South Laundry Corp.	05/31/2021	B9200-171-0526	05/21/2021	06/01/2021	05/31/2026
JAR Bakers Supply	05/31/2021	B3302-006-1125	05/21/2021	06/01/2021	11/30/2025
Manville Palace Pizza	05/31/2021	B8500-869-0526	05/21/2021	06/01/2021	05/31/2026
Catanzaros Food Products, Inc.	05/31/2021	B3302-002-0325	05/25/2021	06/01/2021	03/31/2025
Davenport's Bar & Grille	05/31/2021	B8502-334-0526	05/25/2021	06/01/2021	05/31/2026
Homestead Baking Company	05/31/2021	B3302-005-0426	05/25/2021	06/01/2021	04/30/2026
Rhode Island Spirits	05/31/2021	B3602-006-0924	05/25/2021	06/01/2021	09/30/2024
Smug Brewery Co. LLC	05/31/2021	B3602-007-0924	05/25/2021	06/01/2021	09/30/2024
Tedor Pharma Inc.	05/31/2021	B1404-021-0426	05/25/2021	06/01/2021	04/30/2026
Accu-Care Supply	05/31/2021	B2704-094-0526	05/26/2021	06/01/2021	05/31/2026
Bachini's Bakery	05/31/2021	B8102-123-0526	05/26/2021	06/01/2021	05/31/2026
Cave, LLC	05/31/2021	B3602-008-0125	05/26/2021	06/01/2021	01/31/2025
Denison Pharmaceuticals, LLC	05/31/2021	B1404-020-0426	05/26/2021	06/01/2021	04/30/2026
Pawtucket Little Caesars, LLC	05/31/2021	B8500-867-0526	05/26/2021	06/01/2021	05/31/2026
Ribatejo Fish Market	05/31/2021	B8202-077-0526	05/26/2021	06/01/2021	05/31/2026
DFG Donuts Inc.	05/31/2021	B8500-859-0526	05/27/2021	06/01/2021	05/31/2026
Manville Cleaning Center	05/31/2021	B9200-176-0526	05/27/2021	06/01/2021	05/31/2026
Potter-Burns Elementary School	05/31/2021	B8600-195-0526	05/27/2021	06/01/2021	05/31/2026
Fully Rooted Juicery	06/01/2021	B3402-031-1124	06/01/2021	06/01/2021	11/30/2024
General Cable Industries, LLC	05/31/2021	B2806-001-0423	06/01/2021	06/01/2021	04/30/2023
Palate Pack	05/31/2021	B3404-032-0125	06/01/2021	06/01/2021	01/31/2025
Texcel Industries, Inc.	05/31/2021	B2302-098-0426	06/01/2021	06/01/2021	04/30/2026
Bacalao Enterprises, LLC.	No Previous Permit	B8102-126-0426	06/02/2021	06/02/2021	04/30/2026
The Okonite Company	05/31/2021	B2806-002-0525	06/02/2021	06/01/2021	05/31/2025
Isle Brewers Guild	06/01/2021	B3604-005-0426	06/03/2021	06/01/2021	04/30/2026
Aspen Aerogels Rhode Island, LLC	05/31/2021	B3206-001-0426	06/04/2021	06/01/2021	04/30/2026
Organic Dyes and Pigments, LLC.	05/31/2021	B2906-002-0723	06/04/2021	06/01/2021	07/31/2023
Mirian Tipico & Fried Chicken	No Previous Permit	B8500-870-0426	06/08/2021	06/08/2021	04/30/2026
Morgan Foods Company, LLC	No Previous Permit	B8102-128-0426	06/16/2021	06/16/2021	04/30/2026
Swades, LLC	06/30/2021	B8501-177-0626	06/16/2021	07/01/2021	06/30/2026
Barentz NA LLC	No Previous Permit	B3502-014-0526	06/28/2021	06/28/2021	05/31/2026
Geneva Apartments, LP	06/30/2021	B8600-193-0626	06/28/2021	07/01/2021	06/30/2026
Exchange Street Cafe	06/30/2021	B8500-865-0626	06/29/2021	07/01/2021	06/30/2026
Hartley's Pork Pies	06/30/2021	B8102-124-0626	06/29/2021	07/01/2021	06/30/2026
Sewrite Embroidery	06/30/2021	B9902-082-0626	06/29/2021	07/01/2021	06/30/2026
Eglantina Kica, D.M.D.	06/30/2021	B9400-198-0626	06/30/2021	07/01/2021	06/30/2026
Sweetland Foods, Inc.	06/30/2021	B8100-125-0626	06/30/2021	07/01/2021	06/30/2026
Dental Solutions	No Previous Permit	B9400-199-0526	07/06/2021	07/06/2021	05/31/2026
Nazs Halal of Rhode Island	No Previous Permit	B8500-874-0526	07/06/2021	07/06/2021	05/31/2026
CBNA Barletta Phase IIIA CSO JV	No Previous Permit	B4012-030-0626	07/12/2021	07/12/2021	06/30/2026
JH Davis, LLC.	07/31/2021	B4200-144-0726	07/19/2021	08/01/2021	07/31/2026
Best Eastern Chinese Restaurant	07/31/2021	B8500-863-0726	07/20/2021	08/01/2021	07/31/2026
Starsani Pizza	07/30/2021	B8500-877-0726	07/20/2021	08/01/2021	07/31/2026
Subway Restaurant	07/31/2021	B8500-858-0726	07/20/2021	08/01/2021	07/31/2026
Conopco, Inc. (Site #1)	07/31/2021	B4012-029-0726	07/22/2021	08/01/2021	07/31/2026
Hope Springs Eternal LLC	07/31/2021	B8500-873-0726	07/22/2021	08/01/2021	07/31/2026
Tracey Gear Inc.	07/31/2021	B4200-143-0726	07/22/2021	08/01/2021	07/31/2026
Truex, Inc.	07/31/2021	B1106-080-0726	07/22/2021	08/01/2021	07/31/2026
Zoll Medical Corporation	No Previous Permit	B4902-007-0626	07/26/2021	07/26/2021	06/30/2026
Lynch Arena, LLC	No Previous Permit	B5200-027-0426	08/10/2021	08/10/2021	04/30/2026
Express Panda	08/31/2021	B8500-862-0826	08/18/2021	09/01/2021	08/31/2026
Extreme Clean Laundry, Inc.	08/31/2021	B9200-172-0826	08/18/2021	09/01/2021	08/31/2026
Laundromax	08/31/2021	B9200-174-0826	08/18/2021	09/01/2021	08/31/2026
Lonsdale Super Wash	08/31/2021	B9200-175-0826	08/18/2021	09/01/2021	08/31/2026

**Permit Issuance / Reissuance Activities
Bucklin Point - 2021**

Company Name	Prior Permit	Permit	Issue Date	Effective Date	Expire Date
Laurens Cafe	No Previous Permit	B8500-878-0726	08/23/2021	08/23/2021	07/31/2026
Azalea's Asian Cuisine	No Previous Permit	B8502-338-0726	08/26/2021	08/26/2021	07/31/2026
Erasmus Convenience Market	08/31/2021	B8102-129-0826	08/26/2021	09/01/2021	08/31/2026
Farm Fresh RI	08/31/2021	B8500-871-0826	08/26/2021	09/01/2021	08/31/2026
Hidalgo Restaurant	No Previous Permit	B8500-880-0826	09/07/2021	09/07/2021	08/31/2026
Five Corner Pizza	No Previous Permit	B8500-875-0726	09/14/2021	09/14/2021	12/29/2021
Bake My Day- Broad Street	09/30/2021	B8500-864-0926	09/16/2021	10/01/2021	09/30/2026
Dexter Car Wash, Inc.	09/30/2021	B9702-242-0926	09/16/2021	10/01/2021	09/30/2026
Garden Grille	09/30/2021	B8500-868-0926	09/16/2021	10/01/2021	09/30/2026
Matos Bakery	09/30/2021	B8100-127-0926	09/16/2021	10/01/2021	09/30/2026
Peter's Laundry & Linens Inc.	09/30/2021	B9200-177-0926	09/16/2021	10/01/2021	09/30/2026
Trinity Management	09/30/2021	B8502-335-0926	09/16/2021	10/01/2021	09/30/2026
Riviera Inn Corporation	No Previous Permit	B8502-341-0826	09/17/2021	09/17/2021	08/31/2026
Subway-Broad Street	09/30/2021	B8500-879-0926	09/17/2021	10/01/2021	09/30/2026
Hibachi Buffet Inc.	09/30/2021	B8502-336-0926	09/23/2021	10/01/2021	09/30/2026
Vicente's Supermarket	No Previous Permit	B8204-079-0826	09/23/2021	09/23/2021	08/31/2026
Synagro Northeast, LLC	No Previous Permit	B3512-015-0826	09/30/2021	09/30/2021	08/31/2026
Chelo's Restaurant	10/31/2021	B8502-344-1026	10/15/2021	11/01/2021	10/31/2026
Cox Communications, Inc. - BP Vault	10/31/2021	B2700-095-1026	10/15/2021	11/01/2021	10/31/2026
Fuller Packaging, Inc.	10/31/2021	B5200-025-1026	10/15/2021	11/01/2021	10/31/2026
North East Knitting, Inc.	10/31/2021	B2306-096-1026	10/15/2021	11/01/2021	10/31/2026
O'Neill Funeral Home	10/31/2021	B9600-063-1026	10/15/2021	11/01/2021	10/31/2026
La Arepa	10/31/2021	B8500-872-1026	10/20/2021	11/01/2021	10/31/2026
Harris Health Care - North	10/31/2021	B8600-196-1026	10/21/2021	11/01/2021	10/31/2026
El Caballo Mayor Bar & Grill	No Previous Permit	B8500-883-0926	11/17/2021	11/17/2021	09/30/2026
El Paisa Restaurant, Inc.	11/30/2021	B8502-339-1126	11/17/2021	12/01/2021	11/30/2026
Pulcinella, LLC	11/30/2021	B8500-882-1126	11/17/2021	12/01/2021	11/30/2026
El Shaddai Market and Bakery	No Previous Permit	B8500-886-1026	11/18/2021	11/18/2021	10/31/2026
Freeway Laundry IV	11/30/2021	B9200-178-1126	11/18/2021	12/01/2021	11/30/2026
V. George Rustigian Rugs Inc. - Meeting Street	11/30/2021	B9900-083-1126	11/18/2021	12/01/2021	11/30/2026
Commonwealth Soap and Toiletries	No Previous Permit	B2202-025-1026	11/30/2021	11/30/2021	10/31/2026
Scituate Cesspool, Inc.	11/30/2021	B8000-152-1026	11/30/2021	11/30/2021	10/31/2026
Trinity Management	12/31/2021	B8502-340-1226	12/08/2021	01/01/2022	12/31/2026
7-Eleven Inc.	No Previous Permit	B8500-891-1126	12/09/2021	12/09/2021	11/30/2026
Shaghalian Family Dental, LLC.	12/31/2021	B9400-200-1226	12/13/2021	01/01/2022	12/31/2026
Club Sport Uniao Madeirence	12/31/2021	B8502-343-1226	12/14/2021	01/01/2022	12/31/2026
Trinity Management LLC	12/31/2021	B8502-337-1226	12/14/2021	01/01/2022	12/31/2026
Amanda's Kitchen	12/31/2021	B8500-888-1226	12/15/2021	01/01/2022	12/31/2026
Generations	12/31/2021	B8600-199-1226	12/15/2021	01/01/2022	12/31/2026
Honeybird Restaurant	No Previous Permit	B8500-893-1126	12/22/2021	12/22/2021	11/30/2026

ATTACHMENT VOLUME II

SECTION 3

USER INSPECTION HISTORY

USER INSPECTION HISTORY

FIELD'S POINT

**Inspection History
Field's Point - 2021**

Company Name	Category	Significant	Inspected By	Date	Inspected Type
1029 Charles Street	78	No	Michael McBurney	03/10/2021	Industrial Area
121, LLC	85	No	Michael McBurney	08/24/2021	Initial Inspection
166 Valley Street Complexes	78	No	Jared Urban	12/09/2021	Industrial Area
2 Brothers Family Pizza, Inc.	85	No	Michael McBurney	09/03/2021	Follow Up
221 Academy Ave. Meat, Inc.	81	No	Caitlyn L. Vallee	04/28/2021	Follow Up
271 Tockwotten Partners LLC	36	Yes	Edward J. Stenovitch	12/21/2021	Follow Up
271 Tockwotten Partners LLC	36	Yes	N/A	11/15/2021	Sample
271 Tockwotten Partners LLC	36	Yes	Edward J. Stenovitch	11/10/2021	Annual
271 Tockwotten Partners LLC	36	Yes	N/A	08/04/2021	Sample
271 Tockwotten Partners LLC	36	Yes	Edward J. Stenovitch	07/22/2021	Follow Up
271 Tockwotten Partners LLC	36	Yes	Edward J. Stenovitch	06/17/2021	Follow Up
285-375 Valley Street / Crawford Seed	78	No	Kyle C. Gannon	11/04/2021	Industrial Area
285-375 Valley Street / Crawford Seed	78	No	Edward J. Stenovitch	11/04/2021	Industrial Area
350 Kinsley Avenue	78	No	Travis Costa	11/17/2021	Industrial Area
387-389 Charles Street	78	No	Edward J. Stenovitch	03/18/2021	Industrial Area
387-389 Charles Street	78	No	Michael McBurney	03/18/2021	Industrial Area
39 Manton Avenue	78	No	Nathan P. Daggett	03/11/2021	Industrial Area
39 Manton Avenue	78	No	Kyle C. Gannon	03/11/2021	Industrial Area
401 Pizza, Inc.	85	No	Jared Urban	10/28/2021	Follow Up
475 Harris Avenue	78	No	Caitlyn L. Vallee	12/28/2021	Industrial Area
475 Harris Avenue	78	No	Nathan P. Daggett	12/28/2021	Industrial Area
73 Washington Corp.	85	No	Jared Urban	09/23/2021	Follow Up
7-Eleven Inc. (Atwells)	85	No	Jared Urban	09/28/2021	Follow Up
7-Eleven Inc. (Broad Street)	85	No	Jared Urban	10/22/2021	Follow Up
7-Eleven, Inc.	85	No	Jared Urban	12/13/2021	Follow Up
A & F Plating Company	11	Yes	Nathan P. Daggett	12/06/2021	Follow Up
A & F Plating Company	11	Yes	N/A	09/07/2021	Sample
A & F Plating Company	11	Yes	Nathan P. Daggett	09/07/2021	Annual
A & F Plating Company	11	Yes	Nathan P. Daggett	06/11/2021	Follow Up
A & F Plating Company	11	Yes	Nathan P. Daggett	04/15/2021	Follow Up
A & F Plating Company	11	Yes	N/A	03/30/2021	Sample
A Duie Pyle, Inc.	37	No	Nathan P. Daggett	11/22/2021	Follow Up
A Duie Pyle, Inc.	37	No	Nathan P. Daggett	05/27/2021	Follow Up
A Plus Tailors & Cleaners	60	No	Edward J. Stenovitch	12/30/2021	Initial Inspection
A&M Fairway, Inc.	85	No	Jared Urban	08/31/2021	Follow Up
A. Harrison & Company, Inc.	22	Yes	Kyle C. Gannon	05/26/2021	Follow Up
A. Harrison & Company, Inc.	22	Yes	Kyle C. Gannon	04/20/2021	Annual
A. Harrison & Company, Inc.	22	Yes	N/A	02/17/2021	Sample
AAA Northeast Warehouse/Fleet Operations	37	No	Edward J. Stenovitch	12/02/2021	Follow Up
AAA Northeast Warehouse/Fleet Operations	37	No	Edward J. Stenovitch	06/15/2021	Follow Up
AAMCO Transmission	42	No	Travis Costa	12/06/2021	Follow Up
AAMCO Transmission	42	No	Travis Costa	10/13/2021	Follow Up
AAMCO Transmission	42	No	Travis Costa	08/11/2021	Follow Up
AAMCO Transmission	42	No	Travis Costa	06/15/2021	Follow Up
Access Dental Care	94	No	Brian E. Steere	04/28/2021	Follow Up
Acento	74	No	Kerry M. Britt	11/08/2021	Meeting
ACM Restaurant Inc.	85	No	Michael McBurney	11/17/2021	Investigation
ACM Restaurant Inc.	85	No	Michael McBurney	10/29/2021	Follow Up
Admiral Packaging	42	No	Jared Urban	12/17/2021	Follow Up
Admiral Packaging	42	No	Jared Urban	06/17/2021	Follow Up
Al Forno	85	No	Jared Urban	09/23/2021	Follow Up
Al-Jac Produce	33	No	Kyle C. Gannon	12/09/2021	Follow Up
Al-Jac Produce	33	No	N/A	10/20/2021	Sample
Al-Jac Produce	33	No	Kyle C. Gannon	04/27/2021	Follow Up
Al-Jac Produce	33	No	Kyle C. Gannon	04/07/2021	Follow Up
Al-Jac Produce	33	No	Kyle C. Gannon	04/06/2021	Follow Up
Allens Ave Donuts, LLC	85	No	Kyle C. Gannon	10/26/2021	Follow Up
Allied Group, LLC	24	No	Kyle C. Gannon	12/08/2021	Follow Up

**Inspection History
Field's Point - 2021**

Company Name	Category	Significant	Inspected By	Date	Inspected Type
Allied Group, LLC	24	No	Kyle C. Gannon	07/28/2021	Follow Up
Alloy Holdings, LLC	43	Yes	Caitlyn L. Vallee	12/06/2021	Follow Up
Alloy Holdings, LLC	43	Yes	Caitlyn L. Vallee	10/15/2021	Follow Up
Alloy Holdings, LLC	43	Yes	N/A	10/12/2021	Sample
Alloy Holdings, LLC	43	Yes	Caitlyn L. Vallee	08/11/2021	Annual
Alloy Holdings, LLC	43	Yes	Caitlyn L. Vallee	05/28/2021	Follow Up
Alloy Holdings, LLC	43	Yes	N/A	05/13/2021	Sample
Alpine Auto Body, Inc.	97	No	Travis Costa	07/22/2021	Follow Up
Aluminum & Copper Recycling, Inc.	42	No	Edward J. Stenovitch	12/09/2021	Follow Up
Aluminum & Copper Recycling, Inc.	42	No	Edward J. Stenovitch	06/15/2021	Follow Up
Alviti Link-All, Inc.	42	No	Travis Costa	12/08/2021	Follow Up
Alviti Link-All, Inc.	42	No	Travis Costa	05/27/2021	Follow Up
Amy's Place	85	No	Brian E. Steere	07/23/2021	Follow Up
Anchor Toffee LLC	33	No	Brian E. Steere	06/29/2021	Initial Inspection
Andrea's Restaurant	85	No	Michael McBurney	10/29/2021	Follow Up
Annex Plating	41	No	Kyle C. Gannon	11/30/2021	Follow Up
Annex Plating	41	No	Kyle C. Gannon	06/10/2021	Follow Up
Anthony's Auto Body	97	No	Travis Costa	07/21/2021	Follow Up
Antonelli Poultry	33	No	Kyle C. Gannon	12/16/2021	Follow Up
Antonelli Poultry	33	No	Kyle C. Gannon	04/29/2021	Follow Up
Antonio's Pizza - Thayer Street LLC	85	No	Nathan P. Daggett	12/01/2021	Follow Up
Apac Tool, Inc.	46	No	Kyle C. Gannon	12/15/2021	Follow Up
Apac Tool, Inc.	46	No	Kyle C. Gannon	06/08/2021	Follow Up
Apple Valley Grandco, Inc.	85	No	Jared Urban	09/28/2021	Initial Inspection
Apsara Asian Restaurant	85	No	Anthony Crocenzi	07/27/2021	Meeting
Archangel Michael Inc.	85	No	Michael McBurney	09/30/2021	Follow Up
Arden Jewelry Mfg, Co.	42	No	Caitlyn L. Vallee	12/07/2021	Follow Up
Arden Jewelry Mfg, Co.	42	No	Caitlyn L. Vallee	06/09/2021	Follow Up
Armbrust International, Ltd.	11	Yes	Caitlyn L. Vallee	12/10/2021	Follow Up
Armbrust International, Ltd.	11	Yes	N/A	09/16/2021	Sample
Armbrust International, Ltd.	11	Yes	Caitlyn L. Vallee	06/16/2021	Follow Up
Armbrust International, Ltd.	11	Yes	Caitlyn L. Vallee	03/16/2021	Annual
Armbrust International, Ltd.	11	Yes	N/A	03/02/2021	Sample
Armbrust International, Ltd.	11	Yes	N/A	01/12/2021	Sample
Aro-Sac, Inc.	42	No	Kyle C. Gannon	11/30/2021	Follow Up
Aro-Sac, Inc.	42	No	Kyle C. Gannon	06/10/2021	Follow Up
AS220	99	No	Brian E. Steere	06/28/2021	Follow Up
AS220 - Print Shop	24	No	Domenic M. DiMasi	12/22/2021	Follow Up
AS220 - Print Shop	24	No	Brian E. Steere	06/28/2021	Follow Up
ASP & Training Inc.	85	No	Jared Urban	02/16/2021	Follow Up
Aspen Dental Management, Inc.	94	No	Travis Costa	07/15/2021	Follow Up
Atamian Manufacturing Corp.	21	No	Jared Urban	12/09/2021	Follow Up
Atamian Manufacturing Corp.	21	No	Jared Urban	06/28/2021	Follow Up
Atlantic Gladstone Realty, LLC.	53	No	Kyle C. Gannon	11/23/2021	Follow Up
Atlantic Gladstone Realty, LLC.	53	No	Kyle C. Gannon	05/25/2021	Follow Up
Atlantic Mills Complex - Manton Avenue	78	No	Nathan P. Daggett	12/28/2021	Industrial Area
Atlantic Mills Complex - Manton Avenue	78	No	Caitlyn L. Vallee	12/28/2021	Industrial Area
Atwells Ave Donuts, LLC	85	No	Kyle C. Gannon	11/04/2021	Follow Up
Atwood Donuts, LLC	85	No	Kyle C. Gannon	10/22/2021	Follow Up
Auto Parts Group Southwest, LLC.	42	No	Nathan P. Daggett	11/22/2021	Follow Up
Auto Parts Group Southwest, LLC.	42	No	Nathan P. Daggett	05/27/2021	Follow Up
Avenue N Providence	85	No	Kyle C. Gannon	07/22/2021	Initial Inspection
Ayame Hibachi Express	85	No	Michael McBurney	10/29/2021	Initial Inspection
B&D, LLC	85	No	Kyle C. Gannon	11/04/2021	Initial Inspection
B. Deltoro & Sons, Inc.	33	No	Kyle C. Gannon	12/16/2021	Follow Up
B. Deltoro & Sons, Inc.	33	No	N/A	11/16/2021	Sample
B. Deltoro & Sons, Inc.	33	No	N/A	10/19/2021	Sample
B. Deltoro & Sons, Inc.	33	No	Kyle C. Gannon	05/11/2021	Follow Up

**Inspection History
Field's Point - 2021**

Company Name	Category	Significant	Inspected By	Date	Inspected Type
B. Deltoro & Sons, Inc.	33	No	Kyle C. Gannon	04/21/2021	Follow Up
B.A. Beverage Company, LLC	85	No	Anthony Crocenzi	03/17/2021	Follow Up
B.Good	71	No	Michael McBurney	10/29/2021	Follow Up
Baffoni's Poultry Farm	33	No	Domenic M. DiMasi	12/09/2021	Follow Up
Baffoni's Poultry Farm	33	No	Brian E. Steere	04/13/2021	Follow Up
Baffoni's Poultry Farm	33	No	Brian E. Steere	03/05/2021	Follow Up
Baja's	85	No	Nathan P. Daggett	12/01/2021	Follow Up
Baja's Grill	74	No	Michael McBurney	09/30/2021	Initial Inspection
Baja's Taqueria	85	No	Michael McBurney	09/03/2021	Follow Up
Ballard Mack Sales and Service of RI	37	No	Michael McBurney	11/30/2021	Follow Up
Ballard Mack Sales and Service of RI	37	No	Michael McBurney	06/25/2021	Follow Up
Bayberry Garden	85	No	Michael McBurney	07/28/2021	Initial Inspection
Beautiful Day RI	81	No	Brian E. Steere	04/28/2021	Initial Inspection
Bellini Restaurant	85	No	Michael McBurney	10/21/2021	Initial Inspection
Beneficent House, Inc.	86	No	Jared Urban	12/09/2021	Follow Up
BL Restaurant Operations, LLC	71	No	Jared Urban	03/18/2021	Follow Up
BOE Fermenterprises	36	No	Brian E. Steere	06/28/2021	Follow Up
Bonollo Provisions Co., Inc.	33	No	Jared Urban	12/17/2021	Follow Up
Bonollo Provisions Co., Inc.	33	No	Jared Urban	05/17/2021	Follow Up
Bonollo Provisions Co., Inc.	33	No	Jared Urban	04/14/2021	Follow Up
Borrelli's Bakery	81	No	Brian E. Steere	04/15/2021	Follow Up
Bread Unlimited, LLC	71	No	Caitlyn L. Vallee	09/03/2021	Follow Up
Broad Street Little Caesars, LLC	85	No	Jared Urban	10/22/2021	Follow Up
Broadway Bistro	85	No	Travis Costa	08/24/2021	Follow Up
Brooklyn Coffee Tea & Guest House LLC.	85	No	Michael McBurney	10/06/2021	Initial Inspection
Brown University - Central Heat Plant	52	No	Travis Costa	12/02/2021	Follow Up
Brown University - Central Heat Plant	52	No	Travis Costa	06/10/2021	Follow Up
Brown University- Alumnae Hall	52	No	Travis Costa	12/02/2021	Follow Up
Brown University- Alumnae Hall	52	No	Travis Costa	06/10/2021	Follow Up
Brown University-Remediation Project	40	No	Travis Costa	12/02/2021	Follow Up
Brown University-Remediation Project	40	No	Travis Costa	06/10/2021	Follow Up
Brown University-Watson Center	53	No	Travis Costa	12/02/2021	Follow Up
Brown University-Watson Center	53	No	Travis Costa	06/10/2021	Follow Up
BTP LLC (Broadway)	85	No	Kyle C. Gannon	07/21/2021	Follow Up
BTP LLC (Hope Street)	85	No	Kyle C. Gannon	07/21/2021	Follow Up
BTP, LLC	85	No	Kyle C. Gannon	07/30/2021	Initial Inspection
Bubbie's Market & Deli	85	No	Jared Urban	05/11/2021	Initial Inspection
Bun Fun	74	No	Kyle C. Gannon	11/04/2021	Initial Inspection
Burton Family Dental	94	No	Brian E. Steere	05/27/2021	Follow Up
Calf Donuts Inc.	85	No	Jared Urban	11/29/2021	Follow Up
CAMRAC, LLC	37	No	Nathan P. Daggett	11/16/2021	Follow Up
CAMRAC, LLC	37	No	Nathan P. Daggett	05/26/2021	Follow Up
CAMRAC, LLC. (Johnston)	37	No	Nathan P. Daggett	11/16/2021	Follow Up
CAMRAC, LLC. (Johnston)	37	No	Nathan P. Daggett	05/26/2021	Follow Up
Caribbean Mini Market, LLC	85	No	Michael McBurney	06/08/2021	Follow Up
Cathedral Art Metal Co., Inc.	24	No	Nathan Dean	12/17/2021	Follow Up
Cathedral Art Metal Co., Inc.	24	No	Jared Urban	06/29/2021	Follow Up
Cayenne Sushi Restaurant	85	No	Edward J. Stenovitch	12/14/2021	Meeting
Central Industrial Park	78	No	Edward J. Stenovitch	12/09/2021	Industrial Area
Charles Laundromat	92	No	Michael McBurney	06/08/2021	Follow Up
Chicken Coop on Smith Hill	71	No	Travis Costa	08/24/2021	Follow Up
Chipotle Mexican Grill	85	No	Jared Urban	06/09/2021	Follow Up
Choice Collision Center	97	No	Michael McBurney	06/11/2021	Initial Inspection
Cirillo's Auto Repair	60	No	Jared Urban	10/28/2021	Initial Inspection
Cisco's Pizza	85	No	Jared Urban	10/28/2021	Follow Up
City of Providence	89	No	Kyle C. Gannon	08/24/2021	Follow Up
Coca-Cola Bottling Company of Northern New England	37	No	Travis Costa	12/09/2021	Follow Up
Coca-Cola Bottling Company of Northern New England	37	No	Travis Costa	06/10/2021	Follow Up

**Inspection History
Field's Point - 2021**

Company Name	Category	Significant	Inspected By	Date	Inspected Type
Coin-Op - Providence	92	No	Kyle C. Gannon	10/25/2021	Follow Up
Contech Medical, Inc.	43	No	Edward J. Stenovitch	12/09/2021	Follow Up
Contech Medical, Inc.	43	No	Edward J. Stenovitch	06/30/2021	Follow Up
Contech Medical, Inc.	43	No	Edward J. Stenovitch	06/29/2021	Follow Up
Contract Specialties, Inc.	11	Yes	Nathan P. Daggett	11/30/2021	Follow Up
Contract Specialties, Inc.	11	Yes	Nathan P. Daggett	10/13/2021	Follow Up
Contract Specialties, Inc.	11	Yes	N/A	09/21/2021	Sample
Contract Specialties, Inc.	11	Yes	Nathan P. Daggett	06/02/2021	Follow Up
Contract Specialties, Inc.	11	Yes	Nathan P. Daggett	04/15/2021	Annual
Contract Specialties, Inc.	11	Yes	N/A	03/16/2021	Sample
Copper Todd LLC	85	No	Jared Urban	11/29/2021	Follow Up
Coronado LLC	85	No	Michael McBurney	09/30/2021	Follow Up
Costantino's Venda Bar & Ristorante	85	No	Jared Urban	11/18/2021	Investigation
Crespo Market LLC	81	No	Caitlyn L. Vallee	04/02/2021	Follow Up
Crisloid, LLC	21	No	Travis Costa	12/07/2021	Follow Up
Crisloid, LLC	21	No	Travis Costa	05/20/2021	Follow Up
Crisloid, LLC	21	No	Travis Costa	05/13/2021	Follow Up
CV South Street Landing LLC	53	No	Jared Urban	12/13/2021	Follow Up
CV South Street Landing LLC	53	No	Jared Urban	06/28/2021	Follow Up
D & D Chrome Plating	41	No	Edward J. Stenovitch	11/19/2021	Follow Up
D & D Chrome Plating	41	No	Edward J. Stenovitch	05/26/2021	Follow Up
Daily Stop Mart	60	No	Michael McBurney	06/08/2021	Initial Inspection
Dave's Coffee	85	No	Jared Urban	08/31/2021	Follow Up
DaVinci Restaurant	71	No	Michael McBurney	12/16/2021	Follow Up
Demoulas Supermarkets, Inc.	82	No	Michael McBurney	09/30/2021	Initial Inspection
Department of Administration	52	No	Travis Costa	12/02/2021	Follow Up
Department of Administration	52	No	Travis Costa	06/16/2021	Follow Up
Designs International Inc.	42	No	Jared Urban	12/14/2021	Follow Up
Designs International Inc.	42	No	Jared Urban	06/16/2021	Follow Up
DiFruscia Industries, Inc.	11	Yes	Nathan P. Daggett	12/09/2021	Annual
DiFruscia Industries, Inc.	11	Yes	N/A	09/14/2021	Sample
DiFruscia Industries, Inc.	11	Yes	Nathan P. Daggett	08/16/2021	Follow Up
DiFruscia Industries, Inc.	11	Yes	Nathan P. Daggett	06/22/2021	Follow Up
DiFruscia Industries, Inc.	11	Yes	N/A	03/23/2021	Sample
DiFruscia Industries, Inc.	11	Yes	Nathan P. Daggett	03/17/2021	Follow Up
Diocese of Providence - Office Building	52	No	Nathan P. Daggett	12/21/2021	Follow Up
Diocese of Providence - Office Building	52	No	Anthony Crocenzi	06/29/2021	Follow Up
Dolce E Pane	81	No	Brian E. Steere	06/18/2021	Follow Up
Dolce E Pane	81	No	Brian E. Steere	04/15/2021	Follow Up
Dolores	85	No	Jared Urban	12/16/2021	Follow Up
Domino's Pizza (Broad Street)	85	No	Jared Urban	10/22/2021	Follow Up
Downtown Providence Area	78	No	Michael McBurney	08/24/2021	Industrial Area
Downtown Providence Area	78	No	Kyle C. Gannon	08/24/2021	Industrial Area
DTC Enterprises	85	No	Travis Costa	10/21/2021	Follow Up
Duangpanya LLC	85	No	Brian E. Steere	05/13/2021	Follow Up
Duffs LLC	85	No	Michael McBurney	07/26/2021	Initial Inspection
Dupont Drive Industrial Area	78	No	Michael McBurney	09/09/2021	Industrial Area
Dupont Drive Industrial Area	78	No	Nathan P. Daggett	09/09/2021	Industrial Area
Dye House	60	No	Jared Urban	05/17/2021	Initial Inspection
E&M Enterprises, Ltd.	11	Yes	Caitlyn L. Vallee	12/07/2021	Follow Up
E&M Enterprises, Ltd.	11	Yes	Caitlyn L. Vallee	10/06/2021	Annual
E&M Enterprises, Ltd.	11	Yes	N/A	09/20/2021	Sample
E&M Enterprises, Ltd.	11	Yes	Caitlyn L. Vallee	06/09/2021	Follow Up
E&M Enterprises, Ltd.	11	Yes	N/A	02/03/2021	Sample
Eagle Laundry Inc.	25	Yes	Edward J. Stenovitch	05/12/2021	Follow Up
Eagle Laundry Inc.	25	Yes	Edward J. Stenovitch	04/07/2021	Annual
Eagle Laundry Inc.	25	Yes	N/A	04/06/2021	Sample
Eagle Laundry Inc.	25	Yes	N/A	03/16/2021	Sample

**Inspection History
Field's Point - 2021**

Company Name	Category	Significant	Inspected By	Date	Inspected Type
East Side Cottage, LLC	85	No	Kyle C. Gannon	11/17/2021	Follow Up
Eastern Screw Company	26	No	Travis Costa	12/14/2021	Follow Up
Eastern Screw Company	26	No	Travis Costa	05/28/2021	Follow Up
Easy Entertaining, Inc.	85	No	Jared Urban	12/09/2021	Follow Up
El Maestro Auto Repair and Towing, LLC	71	No	Caitlyn L. Vallee	05/19/2021	Follow Up
El Maestro Auto Repair and Towing, LLC	71	No	Nathan P. Daggett	01/26/2021	Follow Up
El Quiche Bakery Store, Inc.	81	No	Brian E. Steere	04/28/2021	Follow Up
El Rancho Grande	71	No	Jared Urban	09/28/2021	Follow Up
Electrolizing, Inc.	11	Yes	Caitlyn L. Vallee	12/16/2021	Follow Up
Electrolizing, Inc.	11	Yes	N/A	11/09/2021	Sample
Electrolizing, Inc.	11	Yes	Caitlyn L. Vallee	10/15/2021	Follow Up
Electrolizing, Inc.	11	Yes	N/A	08/26/2021	Sample
Electrolizing, Inc.	11	Yes	Caitlyn L. Vallee	07/07/2021	Annual
Electrolizing, Inc.	11	Yes	Caitlyn L. Vallee	06/28/2021	Follow Up
Electrolizing, Inc.	11	Yes	N/A	01/26/2021	Sample
Ellie's Cafe	74	No	Michael McBurney	08/24/2021	Follow Up
Equilon Enterprises LLC	37	No	Travis Costa	12/15/2021	Follow Up
Equilon Enterprises LLC	37	No	Travis Costa	06/22/2021	Follow Up
Ethan Zamp & Co. Ltd.	71	No	Brian E. Steere	04/13/2021	Follow Up
F&F Coffee House, Ltd.	71	No	Brian E. Steere	07/23/2021	Follow Up
F. Saia Restaurants, Inc. LLC	85	No	Kyle C. Gannon	10/22/2021	Follow Up
Famiglia e Amici Inc.	85	No	Michael McBurney	11/17/2021	Investigation
Famiglia e Amici Inc.	85	No	Michael McBurney	10/29/2021	Follow Up
Farm Fresh RI Food Hub	89	No	Brian E. Steere	06/29/2021	Initial Inspection
Fearless Fish Market, LLC	81	No	Jared Urban	05/13/2021	Follow Up
Fearless Fish Market, LLC	81	No	Jared Urban	04/13/2021	Follow Up
Federal Hill Area #1	78	No	Caitlyn L. Vallee	12/29/2021	Industrial Area
FedEx Ground Package System, Inc.	37	No	Michael McBurney	11/30/2021	Follow Up
FedEx Ground Package System, Inc.	37	No	Michael McBurney	06/25/2021	Follow Up
Fed-Rick Veal Company	33	No	Domenic M. DiMasi	12/21/2021	Follow Up
Fed-Rick Veal Company	33	No	Brian E. Steere	06/22/2021	Follow Up
Fed-Rick Veal Company	33	No	Brian E. Steere	04/30/2021	Follow Up
Fed-Rick Veal Company	33	No	Brian E. Steere	03/05/2021	Follow Up
Feed the Cheeks	81	No	Michael McBurney	05/12/2021	Initial Inspection
Fellini Pizzeria	85	No	Michael McBurney	10/29/2021	Follow Up
Ferguson Perforating Company	42	No	Travis Costa	12/07/2021	Follow Up
Ferguson Perforating Company	42	No	Travis Costa	06/11/2021	Follow Up
Field's Point Treatment Plant	0	No	Kerry M. Britt	10/14/2021	Annual
Field's Point Treatment Plant	0	No	Kerry M. Britt	06/28/2021	Follow Up
Flame	85	No	Brian E. Steere	03/05/2021	Follow Up
Fortnight Wine Bar	60	No	Kyle C. Gannon	08/24/2021	Initial Inspection
Four Season's Restaurant	85	No	Jared Urban	10/28/2021	Follow Up
Francesco's Pizzeria	85	No	Michael McBurney	10/29/2021	Initial Inspection
Fresh Pita	85	No	Michael McBurney	09/03/2021	Follow Up
Friendly Laundry, Inc.	92	No	Kyle C. Gannon	10/25/2021	Follow Up
Froyo World	71	No	Anthony Crocenzi	08/31/2021	Follow Up
Fuji Restaurant Group, Inc.	85	No	Jared Urban	11/29/2021	Follow Up
G. Tanury Plating Company	11	Yes	N/A	08/05/2021	Sample
G. Tanury Plating Company	11	Yes	Nathan P. Daggett	06/09/2021	Follow Up
G. Tanury Plating Company	11	Yes	Nathan P. Daggett	04/01/2021	Annual
G. Tanury Plating Company	11	Yes	N/A	03/09/2021	Sample
G. Tanury Plating Company	11	Yes	N/A	02/03/2021	Sample
Ga-Rel Manufacturing Company	44	No	Travis Costa	12/14/2021	Follow Up
Ga-Rel Manufacturing Company	44	No	Travis Costa	06/10/2021	Follow Up
Genesis Marketing Group - Warren Avenue	42	No	Caitlyn L. Vallee	12/16/2021	Follow Up
Genesis Marketing Group - Warren Avenue	42	No	Caitlyn L. Vallee	06/10/2021	Follow Up
George Fena	74	No	Jared Urban	12/16/2021	Follow Up
GFM Realty LLC	71	No	Jared Urban	11/18/2021	Follow Up

**Inspection History
Field's Point - 2021**

Company Name	Category	Significant	Inspected By	Date	Inspected Type
Gilbane Building Company	53	No	Jared Urban	12/09/2021	Follow Up
Gilbane Building Company	53	No	Jared Urban	06/29/2021	Follow Up
Golden House Chinese Restaurant	85	No	Michael McBurney	06/08/2021	Initial Inspection
Good Fortune Chinese Restaurant	85	No	Michael McBurney	06/11/2021	Follow Up
Gothic Pewter LLC	43	No	Edward J. Stenovitch	12/16/2021	Follow Up
Gothic Pewter LLC	43	No	Edward J. Stenovitch	06/28/2021	Follow Up
Granitec	42	No	Edward J. Stenovitch	12/09/2021	Follow Up
Granitec	42	No	Edward J. Stenovitch	06/28/2021	Follow Up
Granitec	42	No	Edward J. Stenovitch	05/12/2021	Follow Up
Green Apple	71	No	Michael McBurney	11/22/2021	Follow Up
Grieco Family Holding Co, LLC	97	No	Jared Urban	12/14/2021	Follow Up
Grieco Family Holding Co, LLC	97	No	Jared Urban	11/16/2021	Initial Inspection
Guido Murphy, Inc.	71	No	Michael McBurney	09/03/2021	Follow Up
H&A Laundromat	92	No	Kyle C. Gannon	10/22/2021	Follow Up
Happy Crab, Inc.	85	No	Jared Urban	08/12/2021	Initial Inspection
Harrison Casting	51	No	Edward J. Stenovitch	12/09/2021	Follow Up
Harrison Casting	51	No	Edward J. Stenovitch	06/28/2021	Follow Up
Hei Place	85	No	Jared Urban	09/28/2021	Follow Up
Helado Taiyaki LLC	85	No	Brian E. Steere	02/17/2021	Initial Inspection
Hillview Auto Body	97	No	N/A	10/05/2021	Sample
Hillview Auto Body	97	No	N/A	04/13/2021	Sample
Ho Toy	85	No	Jared Urban	06/09/2021	Follow Up
Hope Street KFC Inc.	85	No	Jared Urban	11/29/2021	Follow Up
Hot Club	85	No	Jared Urban	09/23/2021	Follow Up
HoToy, LLC	85	No	Jared Urban	06/09/2021	Follow Up
Hour's & Son Auto Repair	60	No	Jared Urban	10/28/2021	Initial Inspection
Hudson Street Deli, LLC	85	No	Travis Costa	09/14/2021	Meeting
Hurd Auto Mall	97	No	Michael McBurney	09/30/2021	Initial Inspection
I. Broomfield & Son, Inc.	41	No	Edward J. Stenovitch	12/08/2021	Follow Up
I. Broomfield & Son, Inc.	41	No	Edward J. Stenovitch	05/26/2021	Follow Up
Ideal Plating & Polishing Co., Inc.	11	Yes	Edward J. Stenovitch	11/23/2021	Annual
Ideal Plating & Polishing Co., Inc.	11	Yes	N/A	10/05/2021	Sample
Ideal Plating & Polishing Co., Inc.	11	Yes	N/A	06/14/2021	Sample
Ideal Plating & Polishing Co., Inc.	11	Yes	Edward J. Stenovitch	05/26/2021	Follow Up
Imperial Tile & Marble Works Inc.	99	No	Edward J. Stenovitch	03/24/2021	Follow Up
India Restaurant	85	No	Michael McBurney	10/29/2021	Follow Up
Induplate LLC	11	Yes	Caitlyn L. Vallee	12/15/2021	Annual
Induplate LLC	11	Yes	N/A	09/23/2021	Sample
Induplate LLC	11	Yes	Caitlyn L. Vallee	08/26/2021	Follow Up
Induplate LLC	11	Yes	Caitlyn L. Vallee	06/28/2021	Follow Up
Induplate LLC	11	Yes	Nathan P. Daggett	01/08/2021	Annual
Induplate LLC	11	Yes	N/A	01/06/2021	Sample
Industrial Lane Johnston	78	No	Jared Urban	11/16/2021	Industrial Area
Industrial Lane Johnston	78	No	Edward J. Stenovitch	11/16/2021	Industrial Area
International Chromium Plating Company, Inc.	11	Yes	Edward J. Stenovitch	12/16/2021	Follow Up
International Chromium Plating Company, Inc.	11	Yes	Edward J. Stenovitch	10/22/2021	Annual
International Chromium Plating Company, Inc.	11	Yes	N/A	09/30/2021	Sample
International Chromium Plating Company, Inc.	11	Yes	Edward J. Stenovitch	06/17/2021	Follow Up
International Chromium Plating Company, Inc.	11	Yes	N/A	05/06/2021	Sample
International Insignia Corporation	11	Yes	Caitlyn L. Vallee	12/10/2021	Follow Up
International Insignia Corporation	11	Yes	N/A	08/16/2021	Sample
International Insignia Corporation	11	Yes	Caitlyn L. Vallee	07/15/2021	Annual
International Insignia Corporation	11	Yes	Caitlyn L. Vallee	06/15/2021	Follow Up
International Insignia Corporation	11	Yes	N/A	01/12/2021	Sample
Ira Green, Inc.	11	Yes	Nathan P. Daggett	12/10/2021	Follow Up
Ira Green, Inc.	11	Yes	N/A	10/14/2021	Sample
Ira Green, Inc.	11	Yes	Nathan P. Daggett	09/14/2021	Follow Up
Ira Green, Inc.	11	Yes	Nathan P. Daggett	06/01/2021	Follow Up

**Inspection History
Field's Point - 2021**

Company Name	Category	Significant	Inspected By	Date	Inspected Type
Ira Green, Inc.	11	Yes	N/A	04/27/2021	Sample
Ira Green, Inc.	11	Yes	Nathan P. Daggett	01/28/2021	Annual
Ivy Tavern	85	No	Kyle C. Gannon	11/17/2021	Follow Up
Izzi Orthodontics	60	No	Travis Costa	09/22/2021	Follow Up
J & W - 91 Friendship	53	No	Michael McBurney	12/28/2021	Follow Up
J & W - 91 Friendship	53	No	Michael McBurney	06/25/2021	Follow Up
J & W - Athletics Practice Facility	85	No	Michael McBurney	05/26/2021	Follow Up
J & W - Cuisinart Center for Culinary Excellence	86	No	Michael McBurney	05/26/2021	Follow Up
J & W - East Hall	86	No	Michael McBurney	05/26/2021	Follow Up
J & W - Friedman Center	86	No	Michael McBurney	05/26/2021	Follow Up
J & W - John Hazen White Center	53	No	Michael McBurney	12/28/2021	Follow Up
J & W - John Hazen White Center	53	No	Michael McBurney	06/25/2021	Follow Up
J & W - South Hall	86	No	Michael McBurney	05/26/2021	Follow Up
J & W - West Hall	86	No	Michael McBurney	05/26/2021	Follow Up
J & W - Wildcat Center	86	No	Michael McBurney	05/26/2021	Follow Up
J & W-Harborside Academics	86	No	Michael McBurney	05/26/2021	Follow Up
Jahunger	85	No	Michael McBurney	10/29/2021	Follow Up
Jains's Laundry, Inc.	92	No	Kyle C. Gannon	07/26/2021	Follow Up
Jeanette's Bakery	81	No	Brian E. Steere	06/18/2021	Follow Up
Jeanette's Bakery	81	No	Brian E. Steere	04/15/2021	Follow Up
Jiang Li, LLC	92	No	Jared Urban	05/13/2021	Follow Up
Johnston Taco, LLC	85	No	Michael McBurney	09/30/2021	Follow Up
Jozon Enterprises, Inc.	85	No	Jared Urban	06/16/2021	Follow Up
JPL Enterprises, LLC	81	No	Jared Urban	04/13/2021	Follow Up
KCW Management LLC	85	No	Kyle C. Gannon	08/24/2021	Follow Up
Khoo Kitchen	85	No	Michael McBurney	06/08/2021	Follow Up
Killingly Industrial Area	78	No	Michael McBurney	11/22/2021	Industrial Area
Killingly Industrial Area	78	No	Kyle C. Gannon	11/22/2021	Industrial Area
La Artesa Bakery Inc.	81	No	Jared Urban	05/13/2021	Follow Up
La Artesa Bakery Inc.	81	No	Jared Urban	04/13/2021	Follow Up
La Chapincita Market, LLC	81	No	Jared Urban	11/05/2021	Meeting
La Chapincita Market, LLC	81	No	Caitlyn L. Vallee	04/02/2021	Follow Up
La Lupita Tacos Mexicanos LLC	85	No	Jared Urban	09/28/2021	Follow Up
La Roca Restaurant	85	No	Jared Urban	10/28/2021	Follow Up
Laundromax - 932 Atwells Ave LLC	92	No	Brian E. Steere	05/12/2021	Follow Up
Lena Karkalas, DDS	94	No	Brian E. Steere	06/15/2021	Follow Up
Like No Udder, LLC	85	No	Michael McBurney	10/29/2021	Follow Up
L'Image	42	No	Kyle C. Gannon	12/07/2021	Follow Up
L'Image	42	No	Kyle C. Gannon	10/22/2021	Follow Up
Livi's Pocket LLC	85	No	Jared Urban	09/23/2021	Follow Up
LNP Enterprises, Inc.	85	No	Michael McBurney	09/03/2021	Follow Up
Long Live Beer Works, Inc.	36	No	Brian E. Steere	06/28/2021	Follow Up
Los Rancheros Restaurant, Inc.	71	No	Jared Urban	04/13/2021	Follow Up
Louis Family Restaurant	85	No	Brian E. Steere	05/21/2021	Follow Up
Lucky Cottage	71	No	Brian E. Steere	06/30/2021	Follow Up
Lucky Enough	85	No	Jared Urban	11/02/2021	Initial Inspection
Lucky Kitchen	85	No	Kyle C. Gannon	11/17/2021	Follow Up
Luxe Burger Bar	71	No	Anthony Crocenzi	03/17/2021	Follow Up
M. G. Motors Inc.	97	No	Michael McBurney	09/30/2021	Follow Up
Mac-Gray Services, Inc.	92	No	Michael McBurney	09/30/2021	Follow Up
Madrid European Bakery LLC	81	No	Michael McBurney	05/12/2021	Initial Inspection
Mahr, Inc	52	No	Edward J. Stenovitch	12/13/2021	Follow Up
Mahr, Inc	52	No	Edward J. Stenovitch	06/17/2021	Follow Up
Mahr, Inc.	11	Yes	Edward J. Stenovitch	12/13/2021	Follow Up
Mahr, Inc.	11	Yes	N/A	10/07/2021	Sample
Mahr, Inc.	11	Yes	Edward J. Stenovitch	08/02/2021	Follow Up
Mahr, Inc.	11	Yes	N/A	06/17/2021	Sample
Mahr, Inc.	11	Yes	Edward J. Stenovitch	06/17/2021	Follow Up

**Inspection History
Field's Point - 2021**

Company Name	Category	Significant	Inspected By	Date	Inspected Type
Mahr, Inc.	11	Yes	Edward J. Stenovitch	05/19/2021	Annual
Mainelli Tool & Die, Inc.	42	No	Edward J. Stenovitch	12/16/2021	Follow Up
Mainelli Tool & Die, Inc.	42	No	Edward J. Stenovitch	06/16/2021	Follow Up
Manchester Street, LLC	27	Yes	Caitlyn L. Vallee	12/16/2021	Follow Up
Manchester Street, LLC	27	Yes	N/A	09/09/2021	Sample
Manchester Street, LLC	27	Yes	Nathan Dean	07/27/2021	Annual
Manchester Street, LLC	27	Yes	Caitlyn L. Vallee	06/02/2021	Follow Up
Manchester Street, LLC	27	Yes	N/A	02/16/2021	Sample
Mark Precision, Inc.	71	No	Caitlyn L. Vallee	06/21/2021	Follow Up
Markos Automotive	97	No	Travis Costa	10/13/2021	Follow Up
Maya Bakery	81	No	Brian E. Steere	06/18/2021	Follow Up
Maya Bakery	81	No	Brian E. Steere	04/27/2021	Follow Up
Maya Bakery	81	No	Brian E. Steere	03/02/2021	Follow Up
MCM Technologies	24	No	Michael McBurney	12/02/2021	Follow Up
MCM Technologies	24	No	Michael McBurney	06/25/2021	Follow Up
Meast, LLC	85	No	Jared Urban	11/18/2021	Investigation
Mega Solutions, LLC	71	No	Kyle C. Gannon	05/26/2021	Follow Up
Mekong Market	81	No	Michael McBurney	05/26/2021	Follow Up
Meller Optics, Inc.	27	No	Travis Costa	12/10/2021	Follow Up
Meller Optics, Inc.	27	No	Travis Costa	06/16/2021	Follow Up
Metallurgical Solutions, Inc.	11	Yes	Kyle C. Gannon	12/20/2021	Follow Up
Metallurgical Solutions, Inc.	11	Yes	N/A	08/31/2021	Sample
Metallurgical Solutions, Inc.	11	Yes	Kyle C. Gannon	08/23/2021	Follow Up
Metallurgical Solutions, Inc.	11	Yes	Kyle C. Gannon	08/03/2021	Annual
Metallurgical Solutions, Inc.	11	Yes	Kyle C. Gannon	06/24/2021	Follow Up
Metallurgical Solutions, Inc.	11	Yes	N/A	02/01/2021	Sample
Mi Quisqueya Meat Market	71	No	Caitlyn L. Vallee	04/28/2021	Follow Up
Mi Quisqueya Supermarket	81	No	Caitlyn L. Vallee	04/28/2021	Follow Up
Mill Street Industrial Area	78	No	Nathan P. Daggett	03/18/2021	Industrial Area
Mill Street Industrial Area	78	No	Jared Urban	03/18/2021	Industrial Area
Mineral Spring Cafe LLC	85	No	Brian E. Steere	06/30/2021	Follow Up
Mohegan Johnston (SM) Subs, LLC	85	No	Michael McBurney	09/30/2021	Follow Up
Monarch Metal Finishing Co., Inc.	11	Yes	Nathan P. Daggett	12/07/2021	Follow Up
Monarch Metal Finishing Co., Inc.	11	Yes	Nathan P. Daggett	10/26/2021	Annual
Monarch Metal Finishing Co., Inc.	11	Yes	N/A	10/05/2021	Sample
Monarch Metal Finishing Co., Inc.	11	Yes	N/A	09/02/2021	Sample
Monarch Metal Finishing, Inc.	11	Yes	Caitlyn L. Vallee	12/10/2021	Follow Up
Monarch Metal Finishing, Inc.	11	Yes	N/A	11/08/2021	Sample
Monarch Metal Finishing, Inc.	11	Yes	N/A	07/28/2021	Sample
Monarch Metal Finishing, Inc.	11	Yes	Caitlyn L. Vallee	06/01/2021	Follow Up
Monarch Metal Finishing, Inc.	11	Yes	N/A	03/11/2021	Sample
Monarch Metal Finishing, Inc.	11	Yes	Caitlyn L. Vallee	02/03/2021	Annual
Monarch Metal Finishing, Inc.	11	Yes	N/A	01/27/2021	Sample
Moniker Brewing LLC	36	No	Kyle C. Gannon	12/08/2021	Follow Up
Moniker Brewing LLC	36	No	Kyle C. Gannon	06/28/2021	Initial Inspection
Monro, Inc.	97	No	Kyle C. Gannon	10/22/2021	Follow Up
Moody Machine Products, Inc.	21	No	Travis Costa	12/07/2021	Follow Up
Moody Machine Products, Inc.	21	No	Travis Costa	05/24/2021	Follow Up
Moran Transportation Industries, Inc.	52	No	Edward J. Stenovitch	12/21/2021	Follow Up
Moran Transportation Industries, Inc.	52	No	Edward J. Stenovitch	06/15/2021	Follow Up
Morgan Mill Metals, LLC	41	No	Caitlyn L. Vallee	12/16/2021	Follow Up
Morgan Mill Metals, LLC	41	No	Caitlyn L. Vallee	06/09/2021	Follow Up
My Car, Incorporated	97	No	Edward J. Stenovitch	05/12/2021	Follow Up
Narragansett Improvement Co.	35	No	Caitlyn L. Vallee	12/06/2021	Follow Up
Narragansett Improvement Co.	35	No	Caitlyn L. Vallee	06/16/2021	Follow Up
Narragansett Jewelry	11	Yes	Caitlyn L. Vallee	12/14/2021	Annual
Narragansett Jewelry	11	Yes	N/A	09/22/2021	Sample
Narragansett Jewelry	11	Yes	Caitlyn L. Vallee	08/26/2021	Follow Up

**Inspection History
Field's Point - 2021**

Company Name	Category	Significant	Inspected By	Date	Inspected Type
Narragansett Jewelry	11	Yes	Caitlyn L. Vallee	05/28/2021	Follow Up
Narragansett Jewelry	11	Yes	N/A	02/08/2021	Sample
Narragansett Jewelry	11	Yes	Nathan P. Daggett	01/04/2021	Annual
NC Dental, Inc.	94	No	Travis Costa	04/16/2021	Follow Up
Nettie's Kettle Corn, LLC	81	No	Brian E. Steere	04/28/2021	Follow Up
New England Petroleum Terminal, LLC.	59	No	Brian E. Steere	07/23/2021	Follow Up
New Harvest Coffee	71	No	Michael McBurney	08/10/2021	Follow Up
New Metro Mart	74	No	Anthony Crocenzi	08/31/2021	Initial Inspection
New Wing Kee B-B-Q & Poultry	71	No	Jared Urban	10/22/2021	Follow Up
NGC Inc.	33	No	Michael McBurney	12/28/2021	Follow Up
NGC Inc.	33	No	N/A	11/16/2021	Sample
NGC Inc.	33	No	Michael McBurney	09/03/2021	Follow Up
NGC Inc.	33	No	N/A	08/05/2021	Sample
NGC Inc.	33	No	Michael McBurney	05/28/2021	Follow Up
NNC of Rhode Island, Inc.	97	No	Michael McBurney	09/30/2021	Follow Up
Northland Environmental LLC	43	No	Nathan P. Daggett	12/13/2021	Follow Up
Northland Environmental LLC	43	No	Nathan P. Daggett	05/24/2021	Follow Up
Number One Cleaners RI 2016, Inc.	71	No	Travis Costa	04/02/2021	Follow Up
Nunez Fruit Market	81	No	Caitlyn L. Vallee	11/29/2021	Follow Up
Nunez Fruit Market	81	No	Caitlyn L. Vallee	04/27/2021	Follow Up
Oak 'N' Willow LLC	85	No	Kyle C. Gannon	05/27/2021	Follow Up
Ocean State Metals, Inc.	46	No	Travis Costa	12/15/2021	Follow Up
Ocean State Metals, Inc.	46	No	Travis Costa	06/04/2021	Follow Up
Ocean State Peeled Potatoes	33	No	Kyle C. Gannon	12/07/2021	Follow Up
Ocean State Peeled Potatoes	33	No	N/A	10/19/2021	Sample
Ocean State Peeled Potatoes	33	No	Kyle C. Gannon	05/07/2021	Follow Up
Ocean State Peeled Potatoes	33	No	Kyle C. Gannon	04/07/2021	Follow Up
On the Go Laundromat	92	No	Michael McBurney	10/29/2021	Follow Up
Orbit Energy Rhode Island, LLC	38	Yes	Nathan P. Daggett	08/16/2021	Follow Up
Orbit Energy Rhode Island, LLC	38	Yes	Nathan P. Daggett	05/20/2021	Annual
Orbit Energy Rhode Island, LLC	38	Yes	N/A	03/09/2021	Sample
Panaderia El Quetzal, Inc.	81	No	Brian E. Steere	04/27/2021	Follow Up
Parkview Bakery Cafe	85	No	Anthony Crocenzi	07/23/2021	Meeting
Pastiche	85	No	Michael McBurney	12/16/2021	Follow Up
Pearl Gray LLC	71	No	Brian E. Steere	04/13/2021	Follow Up
Periodontics, Inc.	99	No	Kyle C. Gannon	05/27/2021	Follow Up
Persimmon Restaurant, LLC	85	No	Jared Urban	12/16/2021	Follow Up
Persimmon Restaurant, LLC	85	No	Jared Urban	09/23/2021	Follow Up
Peter Pan Bus Lines	37	No	Travis Costa	12/10/2021	Follow Up
Peter Pan Bus Lines	37	No	Travis Costa	06/16/2021	Follow Up
Pho Horn's Inc.	85	No	Brian E. Steere	03/05/2021	Follow Up
Pierce Manor	86	No	Jared Urban	12/13/2021	Follow Up
Pitos Restaurant I	85	No	Michael McBurney	11/10/2021	Follow Up
Pizza Queen - Weybosset Street	85	No	Jared Urban	07/30/2021	Follow Up
PJ's Pub of Johnston LLC	71	No	Michael McBurney	07/26/2021	Follow Up
Plainfield Donuts, Inc.	85	No	Kyle C. Gannon	10/22/2021	Follow Up
Plainfield Donuts, Inc.	85	No	Kyle C. Gannon	05/25/2021	Follow Up
Plainfield Street Mill Complex	78	No	Jared Urban	03/18/2021	Industrial Area
Plainfield Street Mill Complex	78	No	Nathan P. Daggett	03/18/2021	Industrial Area
Plaza Bar & Kitchen	74	No	Jared Urban	11/18/2021	Investigation
Pocasset Mill Complex	78	No	Jared Urban	11/16/2021	Industrial Area
Pocasset Mill Complex	78	No	Edward J. Stenovitch	11/16/2021	Industrial Area
Popeye's Louisiana Kitchen, Inc.	74	No	Kyle C. Gannon	10/25/2021	Initial Inspection
Port of Providence	78	No	Jared Urban	11/16/2021	Industrial Area
Port of Providence	78	No	Edward J. Stenovitch	11/16/2021	Industrial Area
Portion Meat Associates	33	No	Michael McBurney	12/16/2021	Follow Up
Portion Meat Associates	33	No	Brian E. Steere	04/27/2021	Follow Up
Prince Enameling Company, Inc.	42	No	Jared Urban	12/14/2021	Follow Up

**Inspection History
Field's Point - 2021**

Company Name	Category	Significant	Inspected By	Date	Inspected Type
Prince Enameling Company, Inc.	42	No	Jared Urban	06/16/2021	Follow Up
Princess Enterprises II, Inc.	85	No	Kyle C. Gannon	07/28/2021	Follow Up
Promenade Area	78	No	Jared Urban	12/30/2021	Industrial Area
Prov. College- Albertus Magnus	95	No	Nathan P. Daggett	07/22/2021	Follow Up
Prov. College-Peterson Recreation Center	89	No	Nathan P. Daggett	07/22/2021	Follow Up
Prov. Journal Co. - Production Facility	24	Yes	Travis Costa	12/14/2021	Follow Up
Prov. Journal Co. - Production Facility	24	Yes	N/A	10/20/2021	Sample
Prov. Journal Co. - Production Facility	24	Yes	Travis Costa	09/14/2021	Follow Up
Prov. Journal Co. - Production Facility	24	Yes	Travis Costa	06/04/2021	Follow Up
Prov. Journal Co. - Production Facility	24	Yes	N/A	04/14/2021	Sample
Prov. Journal Co. - Production Facility	24	Yes	Travis Costa	01/28/2021	Annual
Providence Auto Body, Inc.	97	No	Travis Costa	07/13/2021	Follow Up
Providence Auto Body, Inc.	97	No	Travis Costa	07/13/2021	Follow Up
Providence Bagel	74	No	Michael McBurney	09/03/2021	Follow Up
Providence Brewing Company	36	No	Jared Urban	12/17/2021	Follow Up
Providence Brewing Company	36	No	Jared Urban	06/28/2021	Initial Inspection
Providence Brewing Company LLC	71	No	Jared Urban	06/01/2021	Follow Up
Providence College - Alumni Hall	86	No	Nathan P. Daggett	07/22/2021	Follow Up
Providence College - Ceramics	89	No	Nathan P. Daggett	07/22/2021	Follow Up
Providence College - Hickey/Sowa Hall	95	No	Nathan P. Daggett	07/22/2021	Follow Up
Providence College - Hunt-Cavanagh	93	No	Nathan P. Daggett	07/22/2021	Follow Up
Providence College - Raymond Hall	86	No	Nathan P. Daggett	07/22/2021	Follow Up
Providence College - Schneider Arena	89	No	Nathan P. Daggett	07/22/2021	Follow Up
Providence College- Smith Ctr. for Arts	99	No	Nathan P. Daggett	07/22/2021	Follow Up
Providence College-Power Plant	53	No	Nathan P. Daggett	07/22/2021	Follow Up
Providence College-Service Building	99	No	Nathan P. Daggett	07/22/2021	Follow Up
Providence College-St. Aquinas Priory	86	No	Nathan P. Daggett	07/22/2021	Follow Up
Providence Pancakes, Inc.	85	No	Jared Urban	05/13/2021	Follow Up
Providence Place Pockets	85	No	Jared Urban	06/09/2021	Follow Up
Providence Specialty Products, LLC	33	Yes	Edward J. Stenovitch	12/15/2021	Follow Up
Providence Specialty Products, LLC	33	Yes	N/A	09/20/2021	Sample
Providence Specialty Products, LLC	33	Yes	Edward J. Stenovitch	08/10/2021	Annual
Providence Specialty Products, LLC	33	Yes	Edward J. Stenovitch	06/29/2021	Follow Up
Providence Specialty Products, LLC	33	Yes	N/A	03/11/2021	Sample
Providence Water Supply Board	37	No	Nathan P. Daggett	11/29/2021	Follow Up
Providence Water Supply Board	37	No	Nathan P. Daggett	05/28/2021	Follow Up
Pure Haven, LLC	35	No	Kyle C. Gannon	12/07/2021	Follow Up
Pure Haven, LLC	35	No	Kyle C. Gannon	10/22/2021	Follow Up
Quality Food Corp.	33	No	Michael McBurney	12/16/2021	Follow Up
Quality Food Corp.	33	No	Michael McBurney	05/24/2021	Follow Up
Quality Seafood	33	No	Domenic M. DiMasi	12/09/2021	Follow Up
Quality Seafood	33	No	Brian E. Steere	05/27/2021	Follow Up
Quality Seafood	33	No	Brian E. Steere	04/13/2021	Follow Up
Quality Spraying Technologies	27	No	Michael McBurney	12/02/2021	Follow Up
Quality Spraying Technologies	27	No	Michael McBurney	06/25/2021	Follow Up
R & J Manufacturing Company	24	No	Kyle C. Gannon	12/07/2021	Follow Up
R & J Manufacturing Company	24	No	Kyle C. Gannon	10/22/2021	Follow Up
R.I. Beef & Veal, Inc	33	No	Caitlyn L. Vallee	12/16/2021	Follow Up
R.I. Beef & Veal, Inc	33	No	Caitlyn L. Vallee	06/09/2021	Follow Up
R.I. Provision Company	33	No	Kyle C. Gannon	11/22/2021	Follow Up
R.I. Provision Company	33	No	Kyle C. Gannon	06/29/2021	Follow Up
R.I.P.T.A. - 265 Melrose	37	No	Travis Costa	12/15/2021	Follow Up
R.I.P.T.A. - 265 Melrose	37	No	Travis Costa	06/29/2021	Follow Up
R.I.P.T.A. - 705 Elmwood	37	No	Travis Costa	12/15/2021	Follow Up
R.I.P.T.A. - 705 Elmwood	37	No	Travis Costa	06/29/2021	Follow Up
R.I.P.T.A. - 750 Elmwood	37	No	Travis Costa	12/15/2021	Follow Up
R.I.P.T.A. - 750 Elmwood	37	No	Travis Costa	06/29/2021	Follow Up
R.I.P.T.A. - 750 Elmwood	37	No	Kerry M. Britt	01/28/2021	Meeting

**Inspection History
Field's Point - 2021**

Company Name	Category	Significant	Inspected By	Date	Inspected Type
R.I.P.T.A.-269 Melrose	37	No	Travis Costa	12/15/2021	Follow Up
R.I.P.T.A.-269 Melrose	37	No	Travis Costa	06/29/2021	Follow Up
RB Donuts, Inc.	85	No	Kyle C. Gannon	10/25/2021	Follow Up
Reservoir Triangle	78	No	Jared Urban	12/13/2021	Industrial Area
Restaurant Mexico Garibaldi	85	No	Brian E. Steere	05/12/2021	Follow Up
Revival Foodworks and Brewery	36	No	Domenic M. DiMasi	12/21/2021	Follow Up
Revival Foodworks and Brewery	36	No	Brian E. Steere	06/22/2021	Follow Up
Revival Foodworks and Brewery	36	No	Brian E. Steere	06/18/2021	Follow Up
Revival Foodworks and Brewery	36	No	Brian E. Steere	05/12/2021	Initial Inspection
Rhed's Hot Sauce	33	No	Domenic M. DiMasi	12/21/2021	Follow Up
Rhed's Hot Sauce	33	No	Kerry M. Britt	08/12/2021	Meeting
Rhode Island Bioenergy Facility, LLC.	38	Yes	Nathan P. Daggett	12/14/2021	Follow Up
Rhode Island Bioenergy Facility, LLC.	38	Yes	N/A	11/09/2021	Sample
Rhode Island Bioenergy Facility, LLC.	38	Yes	Nathan P. Daggett	11/04/2021	Annual
Rhode Island Bioenergy Facility, LLC.	38	Yes	N/A	10/13/2021	Sample
Rhode Island Bioenergy Facility, LLC.	38	Yes	Kerry M. Britt	10/05/2021	Meeting
Rhode Island Chemical Corporation	43	No	Travis Costa	12/10/2021	Follow Up
Rhode Island Chemical Corporation	43	No	Travis Costa	06/11/2021	Follow Up
Rhode Island College - Connection 1	89	No	Brian E. Steere	07/15/2021	Follow Up
Rhode Island College - Connection 2	43	No	Brian E. Steere	07/15/2021	Follow Up
Rhode Island College - Connection 3	99	No	Brian E. Steere	07/15/2021	Follow Up
Rhode Island College - Connection 4	86	No	Brian E. Steere	07/15/2021	Follow Up
Rhode Island Favorite Chicken III, LLC	85	No	Brian E. Steere	06/18/2021	Follow Up
Rhode Island Heat Treating Company, LLC	11	Yes	Edward J. Stenovitch	12/15/2021	Follow Up
Rhode Island Heat Treating Company, LLC	11	Yes	Edward J. Stenovitch	11/17/2021	Annual
Rhode Island Heat Treating Company, LLC	11	Yes	N/A	11/08/2021	Sample
Rhode Island Heat Treating Company, LLC	11	Yes	N/A	10/05/2021	Sample
Rhode Island Heat Treating Company, LLC	11	Yes	Edward J. Stenovitch	07/30/2021	Follow Up
Rhode Island Heat Treating Company, LLC	11	Yes	Edward J. Stenovitch	06/21/2021	Follow Up
Rhode Island Resource Recovery Corp.	31	Yes	N/A	10/12/2021	Sample
Rhode Island Resource Recovery Corp.	31	Yes	N/A	09/29/2021	Sample
Rhode Island Resource Recovery Corp.	31	Yes	Nathan P. Daggett	08/24/2021	Annual
Rhode Island Resource Recovery Corp.	31	Yes	N/A	08/18/2021	Sample
Rhode Island Resource Recovery Corp.	31	Yes	N/A	05/11/2021	Sample
Rhode Island Resource Recovery Corp.	31	Yes	Nathan P. Daggett	04/30/2021	Follow Up
Rhode Island School of Design	85	No	Kyle C. Gannon	09/28/2021	Follow Up
Rich Group	52	No	Travis Costa	12/14/2021	Follow Up
Rich Group	52	No	Travis Costa	05/28/2021	Follow Up
RISD - 15 Westminster Street	86	No	Kyle C. Gannon	09/28/2021	Follow Up
RISD - Auditorium	84	No	Kyle C. Gannon	09/28/2021	Follow Up
RISD - Bank Building	60	No	Kyle C. Gannon	09/28/2021	Follow Up
RISD - Bayard-Ewing Building	99	No	Kyle C. Gannon	09/28/2021	Follow Up
RISD - Benson Hall	24	No	Kyle C. Gannon	12/14/2021	Follow Up
RISD - Benson Hall	24	No	Kyle C. Gannon	06/17/2021	Follow Up
RISD - Central Power Plant	52	No	Kyle C. Gannon	12/14/2021	Follow Up
RISD - Central Power Plant	52	No	Kyle C. Gannon	06/17/2021	Follow Up
RISD - College Building	23	No	Kyle C. Gannon	12/14/2021	Follow Up
RISD - College Building	23	No	Kyle C. Gannon	06/17/2021	Follow Up
RISD - Colonial Apartments	86	No	Kyle C. Gannon	09/28/2021	Follow Up
RISD - Design Center	93	No	Kyle C. Gannon	09/28/2021	Follow Up
RISD - Dexter House Garage	99	No	Kyle C. Gannon	09/28/2021	Follow Up
RISD - East Hall	86	No	Kyle C. Gannon	09/28/2021	Follow Up
RISD - FARNUM HALL	60	No	Kyle C. Gannon	09/28/2021	Follow Up
RISD - Fletcher Building	99	No	Kyle C. Gannon	09/28/2021	Follow Up
RISD - Homer Hall	86	No	Kyle C. Gannon	09/28/2021	Follow Up
RISD - Illustration Studies Building	84	No	Kyle C. Gannon	09/28/2021	Follow Up
RISD - Industrial Design Building	99	No	Kyle C. Gannon	09/28/2021	Follow Up
RISD - Market House	84	No	Kyle C. Gannon	09/28/2021	Follow Up

**Inspection History
Field's Point - 2021**

Company Name	Category	Significant	Inspected By	Date	Inspected Type
RISD - Mason (CIT) Building	99	No	Kyle C. Gannon	09/28/2021	Follow Up
RISD - Memorial Hall	99	No	Kyle C. Gannon	09/28/2021	Follow Up
RISD - Metcalf Building	43	No	Kyle C. Gannon	12/14/2021	Follow Up
RISD - Metcalf Building	43	No	Kyle C. Gannon	06/17/2021	Follow Up
RISD - Museum	85	No	Kyle C. Gannon	09/28/2021	Follow Up
RISD - Nickerson Hall	86	No	Kyle C. Gannon	09/28/2021	Follow Up
RISD - North Dorm	86	No	Kyle C. Gannon	09/28/2021	Follow Up
RISD - South Hall	86	No	Kyle C. Gannon	09/28/2021	Follow Up
RISD - Thompson House	60	No	Kyle C. Gannon	09/28/2021	Follow Up
RISD - Washington Building	99	No	Kyle C. Gannon	09/28/2021	Follow Up
RISD - Waterman Building	99	No	Kyle C. Gannon	09/28/2021	Follow Up
RISD - What Cheer Garage	84	No	Kyle C. Gannon	09/28/2021	Follow Up
RISD - Winston Clock Tower	53	No	Kyle C. Gannon	11/23/2021	Follow Up
RISD - Winston Clock Tower	53	No	Kyle C. Gannon	05/25/2021	Follow Up
Rita's Pizza	85	No	Jared Urban	12/16/2021	Follow Up
RJ Franco Inc.	85	No	Jared Urban	09/23/2021	Follow Up
Roberts Polishing	46	No	Kyle C. Gannon	11/22/2021	Follow Up
Roberts Polishing	46	No	Kyle C. Gannon	05/25/2021	Follow Up
Rosario Meat Market	81	No	Caitlyn L. Vallee	10/13/2021	Follow Up
Rosario Meat Market	81	No	Caitlyn L. Vallee	04/27/2021	Follow Up
Royal Little Drive Industrial Park	78	No	Michael McBurney	03/18/2021	Industrial Area
Royal Little Drive Industrial Park	78	No	Edward J. Stenovitch	03/18/2021	Industrial Area
RVS Mfg. Co.	71	No	Travis Costa	11/23/2021	Follow Up
RVS Mfg. Co.	71	No	Travis Costa	05/27/2021	Follow Up
Sage Manufacturing Company, Inc.	43	No	Caitlyn L. Vallee	12/06/2021	Follow Up
Sage Manufacturing Company, Inc.	43	No	Caitlyn L. Vallee	06/16/2021	Follow Up
Sakura Restaurant, Inc.	85	No	Brian E. Steere	05/21/2021	Follow Up
Sal's Bakery	81	No	Brian E. Steere	04/28/2021	Follow Up
Sangtong, LLC	85	No	Michael McBurney	10/29/2021	Follow Up
Sans Gluten Artisan Bakery	71	No	Brian E. Steere	07/23/2021	Follow Up
Sans Gluten Artisan Bakery	71	No	Brian E. Steere	04/13/2021	Follow Up
Sea Coast Investment Corp	85	No	Jared Urban	07/30/2021	Follow Up
Shake Shack	85	No	Michael McBurney	10/29/2021	Follow Up
Simplex Engine & Machine, Inc.	42	No	Kyle C. Gannon	12/08/2021	Follow Up
Simplex Engine & Machine, Inc.	42	No	Kyle C. Gannon	06/16/2021	Follow Up
Smith Street Little Caesars LLC	85	No	Brian E. Steere	06/18/2021	Follow Up
Smith Street Little Caesars LLC	85	No	Jared Urban	03/26/2021	Follow Up
So Fresh, and So Clean	97	No	Brian E. Steere	06/08/2021	Follow Up
Somo Food Group LLC	74	No	Michael McBurney	06/08/2021	Initial Inspection
South Providence Industrial Area III	78	No	Caitlyn L. Vallee	12/28/2021	Industrial Area
South Providence Industrial Area III	78	No	Nathan P. Daggett	12/28/2021	Industrial Area
Southside Olneyville / Dike Street	78	No	Michael McBurney	12/28/2021	Industrial Area
Southside Olneyville / Dike Street	78	No	Kyle C. Gannon	12/28/2021	Industrial Area
Specialty Cleansing Company	92	No	Jared Urban	08/11/2021	Follow Up
Spectrum Coatings Lab. Inc.	46	No	Edward J. Stenovitch	12/08/2021	Follow Up
Spectrum Coatings Lab. Inc.	46	No	Edward J. Stenovitch	06/15/2021	Follow Up
Spotless Auto Spa, LLC	60	No	Travis Costa	08/24/2021	Initial Inspection
SR Management Group	85	No	Michael McBurney	09/03/2021	Follow Up
Starbucks (Financial Plaza)	85	No	Kyle C. Gannon	05/27/2021	Follow Up
Starbucks Corporation	85	No	Michael McBurney	09/30/2021	Follow Up
Strip Buildings	78	No	Michael McBurney	11/22/2021	Industrial Area
Strip Buildings	78	No	Kyle C. Gannon	11/22/2021	Industrial Area
Subway (Atwood Ave.)	85	No	Jared Urban	09/28/2021	Follow Up
Subway (Kennedy Plaza)	85	No	Kyle C. Gannon	08/24/2021	Follow Up
Superior Foods LLC	81	No	Michael McBurney	12/02/2021	Follow Up
Superior Foods LLC	81	No	Michael McBurney	11/29/2021	Meeting
Superior Foods LLC	81	No	Brian E. Steere	06/29/2021	Follow Up
Surface Coatings, LLC	11	Yes	Caitlyn L. Vallee	12/10/2021	Follow Up

**Inspection History
Field's Point - 2021**

Company Name	Category	Significant	Inspected By	Date	Inspected Type
Surface Coatings, LLC	11	Yes	Caitlyn L. Vallee	10/15/2021	Follow Up
Surface Coatings, LLC	11	Yes	N/A	10/05/2021	Sample
Surface Coatings, LLC	11	Yes	Caitlyn L. Vallee	06/16/2021	Follow Up
Surface Coatings, LLC	11	Yes	N/A	06/15/2021	Sample
Surface Coatings, LLC	11	Yes	Caitlyn L. Vallee	05/12/2021	Annual
Swash Autowash, LLC	71	No	Kyle C. Gannon	10/20/2021	Follow Up
Swash Autowash, LLC	71	No	Kyle C. Gannon	09/24/2021	Follow Up
SWG Promotions, LLC	99	No	Edward J. Stenovitch	11/19/2021	Follow Up
T&W Chinese Restaurant, Inc	85	No	Michael McBurney	09/30/2021	Follow Up
Tacos On the Hill	85	No	Michael McBurney	11/22/2021	Initial Inspection
Technodic, Inc.	11	Yes	Caitlyn L. Vallee	12/16/2021	Follow Up
Technodic, Inc.	11	Yes	Caitlyn L. Vallee	08/17/2021	Follow Up
Technodic, Inc.	11	Yes	N/A	08/10/2021	Sample
Technodic, Inc.	11	Yes	Caitlyn L. Vallee	07/13/2021	Annual
Technodic, Inc.	11	Yes	Caitlyn L. Vallee	06/02/2021	Follow Up
Technodic, Inc.	11	Yes	N/A	01/27/2021	Sample
Tenares Supermarket	71	No	Jared Urban	12/14/2021	Follow Up
Tercat Tool & Die Company, Inc.	46	No	Caitlyn L. Vallee	12/06/2021	Follow Up
Tercat Tool & Die Company, Inc.	46	No	Caitlyn L. Vallee	06/15/2021	Follow Up
Teriyaki House, Inc.	85	No	Jared Urban	07/30/2021	Follow Up
Terra Luna Cafe Providence, Inc.	74	No	Jared Urban	11/18/2021	Investigation
Textron, Inc.	40	Yes	Kerry M. Britt	12/21/2021	Follow Up
Textron, Inc.	40	Yes	N/A	10/27/2021	Sample
Textron, Inc.	40	Yes	N/A	06/09/2021	Sample
Textron, Inc.	40	Yes	Kerry M. Britt	06/09/2021	Annual
Textron, Inc.	40	Yes	N/A	02/08/2021	Sample
The Abbey	85	No	Michael McBurney	12/20/2021	Follow Up
The Beatrice Hotel	74	No	Michael McBurney	10/21/2021	Initial Inspection
The Dorrance, LLC	71	No	Jared Urban	08/25/2021	Follow Up
The Family Cake, LLC	81	No	Jared Urban	05/17/2021	Follow Up
The Family Cake, LLC	81	No	Jared Urban	04/14/2021	Follow Up
The Foundry Associates	37	No	Travis Costa	12/09/2021	Follow Up
The Foundry Associates	37	No	Travis Costa	06/10/2021	Follow Up
The Industrious Spirit Company, LLC	36	No	Edward J. Stenovitch	12/13/2021	Follow Up
The Industrious Spirit Company, LLC	36	No	Edward J. Stenovitch	06/15/2021	Follow Up
The Laundry Club	92	No	Jared Urban	11/29/2021	Follow Up
The Original Italian Bakery, Inc.	81	No	Brian E. Steere	05/13/2021	Follow Up
The Original Italian Bakery, Inc.	81	No	Brian E. Steere	04/27/2021	Follow Up
The Providence Center	86	No	Michael McBurney	10/29/2021	Follow Up
The Providence Mint, Inc.	44	No	Caitlyn L. Vallee	12/21/2021	Follow Up
The Providence Mint, Inc.	44	No	Caitlyn L. Vallee	06/15/2021	Follow Up
The Village, LLC	85	No	Michael McBurney	06/08/2021	Follow Up
The Wendy's Company (Eddy)	85	No	Kyle C. Gannon	10/26/2021	Follow Up
The Wendy's Company (Manton)	85	No	Kyle C. Gannon	10/20/2021	Follow Up
The Whiskey Republic	71	No	Jared Urban	09/23/2021	Follow Up
This Guy's Pizza	85	No	Michael McBurney	12/28/2021	Follow Up
Thomas C. Slater Compassion Center	35	No	Jared Urban	12/14/2021	Follow Up
Thomas C. Slater Compassion Center	35	No	Jared Urban	06/16/2021	Follow Up
Three Sisters, LLC	85	No	Travis Costa	11/04/2021	Follow Up
Tokyo Restaurant	71	No	Anthony Crocenzi	03/17/2021	Follow Up
Tool Craft Inc. / Ru-Mart Inc.	41	No	Caitlyn L. Vallee	12/07/2021	Follow Up
Tool Craft Inc. / Ru-Mart Inc.	41	No	Caitlyn L. Vallee	06/09/2021	Follow Up
Tool Time	85	No	Jared Urban	09/23/2021	Follow Up
Tori Tomo	74	No	Michael McBurney	08/24/2021	Follow Up
Tortilleria el Quetzal	81	No	Brian E. Steere	04/27/2021	Follow Up
Tower Manufacturing Corp.	27	No	Travis Costa	12/15/2021	Follow Up
Tower Manufacturing Corp.	27	No	Travis Costa	09/28/2021	Follow Up
Tower Manufacturing Corp.	27	No	Travis Costa	06/24/2021	Follow Up

**Inspection History
Field's Point - 2021**

Company Name	Category	Significant	Inspected By	Date	Inspected Type
Town Hall Laundromat	92	No	Travis Costa	08/17/2021	Follow Up
Town Laundry	92	No	Travis Costa	10/21/2021	Follow Up
Triad Pizza, Inc.	85	No	Kyle C. Gannon	10/25/2021	Follow Up
Tri-Jay Company	11	Yes	Caitlyn L. Vallee	12/07/2021	Follow Up
Tri-Jay Company	11	Yes	N/A	10/27/2021	Sample
Tri-Jay Company	11	Yes	Caitlyn L. Vallee	09/13/2021	Follow Up
Tri-Jay Company	11	Yes	N/A	07/22/2021	Sample
Tri-Jay Company	11	Yes	Caitlyn L. Vallee	06/09/2021	Follow Up
Tri-Jay Company	11	Yes	N/A	05/03/2021	Sample
Tri-Jay Company	11	Yes	Caitlyn L. Vallee	02/11/2021	Annual
Trinity Management Co., LLC	85	No	Jared Urban	10/22/2021	Follow Up
Two 88	85	No	Michael McBurney	12/16/2021	Follow Up
U.S. Postal Service - P&DC	27	No	Kyle C. Gannon	12/17/2021	Follow Up
U.S. Postal Service - P&DC	27	No	Kyle C. Gannon	07/14/2021	Follow Up
UMelt Weybosset, Inc.	71	No	Kyle C. Gannon	08/24/2021	Follow Up
Uncle Tonys Pizza and Pasta	85	No	Brian E. Steere	03/10/2021	Follow Up
Unique Plating Company	11	Yes	Nathan P. Daggett	12/09/2021	Follow Up
Unique Plating Company	11	Yes	N/A	09/21/2021	Sample
Unique Plating Company	11	Yes	Nathan P. Daggett	08/05/2021	Annual
Unique Plating Company	11	Yes	Nathan P. Daggett	06/08/2021	Follow Up
Unique Plating Company	11	Yes	Nathan P. Daggett	04/01/2021	Follow Up
Unique Plating Company	11	Yes	N/A	02/18/2021	Sample
United States Postal Service - Providence VMF	37	No	Kyle C. Gannon	12/17/2021	Follow Up
United States Postal Service - Providence VMF	37	No	Kyle C. Gannon	07/14/2021	Follow Up
Univar Solutions USA, Inc.	22	Yes	Caitlyn L. Vallee	12/16/2021	Follow Up
Univar Solutions USA, Inc.	22	Yes	N/A	11/10/2021	Sample
Univar Solutions USA, Inc.	22	Yes	Caitlyn L. Vallee	08/17/2021	Follow Up
Univar Solutions USA, Inc.	22	Yes	Caitlyn L. Vallee	07/08/2021	Annual
Univar Solutions USA, Inc.	22	Yes	N/A	05/06/2021	Sample
Univar Solutions USA, Inc.	22	Yes	N/A	01/14/2021	Sample
Universal Plating Company, Inc.	11	Yes	Caitlyn L. Vallee	12/21/2021	Follow Up
Universal Plating Company, Inc.	11	Yes	N/A	08/04/2021	Sample
Universal Plating Company, Inc.	11	Yes	Brian E. Steere	06/18/2021	Follow Up
Universal Plating Company, Inc.	11	Yes	N/A	04/29/2021	Sample
Universal Plating Company, Inc.	11	Yes	Brian E. Steere	04/07/2021	Follow Up
Universal Plating Company, Inc.	11	Yes	Brian E. Steere	03/02/2021	Annual
Venda Ravioli - Royal Little Drive	81	No	Brian E. Steere	06/18/2021	Follow Up
Venda Ravioli - Royal Little Drive	81	No	Brian E. Steere	04/15/2021	Follow Up
Venda Ravioli Inc. - 271 Atwells Avenue	85	No	Jared Urban	11/29/2021	Investigation
Vertex Pharmaceutical Incorporated	74	No	Kerry M. Britt	08/17/2021	Meeting
Villa Italian Kitchen	71	No	Brian E. Steere	07/23/2021	Follow Up
Virginia & Spanish Peanut Co.	81	No	Jared Urban	05/11/2021	Follow Up
Virginia & Spanish Peanut Co.	81	No	Jared Urban	04/08/2021	Follow Up
Walach Enterprises Providence, LLC	85	No	Jared Urban	04/08/2021	Follow Up
WaraWara	85	No	Michael McBurney	11/17/2021	Investigation
WaraWara	85	No	Michael McBurney	10/29/2021	Follow Up
Warwick Poultry Company Inc.	33	No	Jared Urban	12/17/2021	Follow Up
Warwick Poultry Company Inc.	33	No	Jared Urban	05/13/2021	Follow Up
Warwick Poultry Company Inc.	33	No	Jared Urban	04/13/2021	Follow Up
West Exchange Street	78	No	Kyle C. Gannon	11/04/2021	Industrial Area
West Exchange Street	78	No	Edward J. Stenovitch	11/04/2021	Industrial Area
West River Cafe, LLC	71	No	Jared Urban	06/10/2021	Follow Up
Wicked Fresh Cafe	85	No	Michael McBurney	09/30/2021	Follow Up
Wong's Kitchen	85	No	Jared Urban	08/31/2021	Follow Up
WSP Global	60	No	Jared Urban	12/09/2021	Follow Up
WVCB	41	No	Edward J. Stenovitch	12/13/2021	Follow Up
WVCB	41	No	Edward J. Stenovitch	06/15/2021	Follow Up
Ximedica	49	No	Caitlyn L. Vallee	12/06/2021	Follow Up

**Inspection History
Field's Point - 2021**

Company Name	Category	Significant	Inspected By	Date	Inspected Type
Ximedica	49	No	Caitlyn L. Vallee	06/24/2021	Follow Up
Xoyita Restaurant	74	No	Kerry M. Britt	05/12/2021	Meeting
Y Noodle Bar, LLC	85	No	Travis Costa	09/08/2021	Follow Up
Y Noodle Bar, LLC	85	No	Travis Costa	07/22/2021	Initial Inspection
Yacht Club Bottling Works, Inc.	34	No	Caitlyn L. Vallee	12/16/2021	Follow Up
Yacht Club Bottling Works, Inc.	34	No	Caitlyn L. Vallee	09/30/2021	Follow Up
Yacht Club Bottling Works, Inc.	34	No	Caitlyn L. Vallee	06/10/2021	Follow Up
Yee Sang Management	85	No	Jared Urban	10/22/2021	Initial Inspection
Zale Hospitality, Inc.	85	No	Michael McBurney	03/10/2021	Follow Up
Zizi Gulu LLC	85	No	Michael McBurney	10/29/2021	Initial Inspection

USER INSPECTION HISTORY

BUCKLIN POINT

**Inspection History
Bucklin Point - 2021**

Company Name	Category	Significant	Inspected By	Date	Inspected Type
10 Rocks Lounge & Tapas, LLC	85	No	Jared Urban	11/29/2021	Follow Up
141 Corporation	85	No	Michael McBurney	12/20/2021	Follow Up
181 Conant Street	78	No	Edward J. Stenovitch	04/20/2021	Industrial Area
181 Conant Street	78	No	Michael McBurney	04/20/2021	Industrial Area
3 Flags Bakery	81	No	Brian E. Steere	04/30/2021	Follow Up
417 Roosevelt Avenue	78	No	Nathan P. Daggett	09/09/2021	Industrial Area
417 Roosevelt Avenue	78	No	Michael McBurney	09/09/2021	Industrial Area
560 Mineral Spring Avenue	78	No	Edward J. Stenovitch	11/09/2021	Industrial Area
560 Mineral Spring Avenue	78	No	Nathan P. Daggett	11/09/2021	Industrial Area
80 Fountain Street	78	No	Edward J. Stenovitch	12/29/2021	Industrial Area
80 Fountain Street	78	No	Jared Urban	12/29/2021	Industrial Area
9W Halo OpCo L.P.	25	Yes	Brian E. Steere	08/05/2021	Annual
9W Halo OpCo L.P.	25	Yes	Brian E. Steere	06/30/2021	Follow Up
9W Halo OpCo L.P.	25	Yes	N/A	05/06/2021	Sample
A.G. Dental & Implant Center	74	No	Brian E. Steere	04/08/2021	Follow Up
Accent Plating Company	11	Yes	Nathan P. Daggett	12/13/2021	Follow Up
Accent Plating Company	11	Yes	Nathan P. Daggett	10/14/2021	Follow Up
Accent Plating Company	11	Yes	N/A	10/12/2021	Sample
Accent Plating Company	11	Yes	Nathan P. Daggett	05/25/2021	Annual
Accent Plating Company	11	Yes	N/A	03/25/2021	Sample
Accu-Care Supply	27	No	Travis Costa	11/23/2021	Follow Up
Accu-Care Supply	27	No	Travis Costa	06/02/2021	Follow Up
Accu-Care Supply	27	No	Travis Costa	05/11/2021	Follow Up
ACS Industries, Inc.	35	No	Edward J. Stenovitch	12/16/2021	Follow Up
ACS Industries, Inc.	35	No	Edward J. Stenovitch	06/03/2021	Follow Up
Agar Machining & Welding, Inc.	42	No	Caitlyn L. Vallee	12/08/2021	Follow Up
Agar Machining & Welding, Inc.	42	No	Caitlyn L. Vallee	06/14/2021	Follow Up
Air Filtration Systems	42	No	Edward J. Stenovitch	12/02/2021	Follow Up
Air Filtration Systems	42	No	Edward J. Stenovitch	06/07/2021	Follow Up
Aladdin Club	85	No	Kyle C. Gannon	08/26/2021	Follow Up
Amica Mutual Insurance Co. - 10	53	No	Kyle C. Gannon	12/30/2021	Follow Up
Amica Mutual Insurance Co. - 10	53	No	Kyle C. Gannon	06/30/2021	Follow Up
Amica Mutual Insurance Co. - 25	37	No	Kyle C. Gannon	12/30/2021	Follow Up
Amica Mutual Insurance Co. - 25	37	No	Kyle C. Gannon	06/30/2021	Follow Up
Amica Mutual Insurance Co. - 50	53	No	Kyle C. Gannon	12/30/2021	Follow Up
Amica Mutual Insurance Co. - 50	53	No	Kyle C. Gannon	06/30/2021	Follow Up
Amica Mutual Insurance Co.-100	86	No	Kyle C. Gannon	12/30/2021	Follow Up
Amica Mutual Insurance Co.-100	86	No	Kyle C. Gannon	06/30/2021	Follow Up
Am-Source	60	No	Brian E. Steere	03/03/2021	Follow Up
APBVP, Inc.	85	No	Jared Urban	11/29/2021	Follow Up
Apna Bazar, LLC	85	No	Travis Costa	07/29/2021	Follow Up
Apple Valley Kenco, Inc.	85	No	Jared Urban	07/20/2021	Follow Up
Armando & Sons Meat Market	82	No	Michael McBurney	05/28/2021	Follow Up
Armistice Pizzeria LLC	71	No	Jared Urban	05/27/2021	Follow Up
ArtVac Corporation	51	No	Travis Costa	12/06/2021	Follow Up
ArtVac Corporation	51	No	Travis Costa	06/07/2021	Follow Up
Asia Restaurants, Inc.	85	No	Jared Urban	11/17/2021	Meeting
Aspen Aerogels Rhode Island, LLC	32	Yes	Nathan P. Daggett	12/14/2021	Follow Up
Aspen Aerogels Rhode Island, LLC	32	Yes	Nathan P. Daggett	09/28/2021	Follow Up
Aspen Aerogels Rhode Island, LLC	32	Yes	N/A	08/23/2021	Sample
Aspen Aerogels Rhode Island, LLC	32	Yes	Nathan P. Daggett	07/27/2021	Follow Up
Aspen Aerogels Rhode Island, LLC	32	Yes	Nathan P. Daggett	06/24/2021	Follow Up
Aspen Aerogels Rhode Island, LLC	32	Yes	N/A	05/25/2021	Sample
Aspen Aerogels Rhode Island, LLC	32	Yes	Nathan P. Daggett	05/12/2021	Annual
Aspen Aerogels Rhode Island, LLC	32	Yes	N/A	02/22/2021	Sample
Auto Parts Group Southwest LLC	42	No	Nathan P. Daggett	11/22/2021	Follow Up
Auto Parts Group Southwest LLC	42	No	Nathan P. Daggett	05/27/2021	Follow Up
Bacalao Enterprises, LLC.	81	No	Michael McBurney	03/15/2021	Initial Inspection

**Inspection History
Bucklin Point - 2021**

Company Name	Category	Significant	Inspected By	Date	Inspected Type
Bachini's Bakery	81	No	Brian E. Steere	04/09/2021	Follow Up
Bachini's Bakery	81	No	Brian E. Steere	04/08/2021	Follow Up
Baja's Mexican Grill	85	No	Brian E. Steere	07/21/2021	Follow Up
Bake My Day- Broad Street	85	No	Jared Urban	08/25/2021	Follow Up
Barentz NA LLC	35	No	Edward J. Stenovitch	12/01/2021	Follow Up
Barentz NA LLC	35	No	Edward J. Stenovitch	08/24/2021	Follow Up
Barentz NA LLC	35	No	Edward J. Stenovitch	06/09/2021	Initial Inspection
Bernardo Manufacturing	21	No	Caitlyn L. Vallee	12/21/2021	Follow Up
Bernardo Manufacturing	21	No	Caitlyn L. Vallee	06/01/2021	Follow Up
Best Eastern Chinese Restaurant	85	No	Michael McBurney	05/04/2021	Follow Up
BEST Engineered Surface Technologies, LLC	11	Yes	Edward J. Stenovitch	12/20/2021	Follow Up
BEST Engineered Surface Technologies, LLC	11	Yes	N/A	09/28/2021	Sample
BEST Engineered Surface Technologies, LLC	11	Yes	Edward J. Stenovitch	09/21/2021	Follow Up
BEST Engineered Surface Technologies, LLC	11	Yes	Edward J. Stenovitch	08/19/2021	Annual
BEST Engineered Surface Technologies, LLC	11	Yes	N/A	06/24/2021	Sample
BEST Engineered Surface Technologies, LLC	11	Yes	Edward J. Stenovitch	06/24/2021	Follow Up
BEST Engineered Surface Technologies, LLC	11	Yes	Edward J. Stenovitch	03/17/2021	Follow Up
BEST Engineered Surface Technologies, LLC	11	Yes	N/A	03/02/2021	Sample
BEST Engineered Surface Technologies, LLC	11	Yes	N/A	01/20/2021	Sample
Blackstone Market	81	No	Anthony Crocenzi	05/27/2021	Follow Up
Blackstone River Cafe	74	No	Michael McBurney	09/03/2021	Initial Inspection
Blackstone Valley Place Industrial Area	78	No	Jared Urban	08/12/2021	Industrial Area
Blackstone Valley Place Industrial Area	78	No	Nathan P. Daggett	08/12/2021	Industrial Area
Bliss Manufacturing Co., Inc.	11	Yes	N/A	12/28/2021	Sample
Bliss Manufacturing Co., Inc.	11	Yes	N/A	11/30/2021	Sample
Bliss Manufacturing Co., Inc.	11	Yes	Travis Costa	11/30/2021	Follow Up
Bliss Manufacturing Co., Inc.	11	Yes	N/A	10/27/2021	Sample
Bliss Manufacturing Co., Inc.	11	Yes	N/A	09/28/2021	Sample
Bliss Manufacturing Co., Inc.	11	Yes	Travis Costa	09/23/2021	Annual
Bliss Manufacturing Co., Inc.	11	Yes	N/A	06/23/2021	Sample
Bliss Manufacturing Co., Inc.	11	Yes	Travis Costa	06/15/2021	Follow Up
Bliss Manufacturing Co., Inc.	11	Yes	Travis Costa	05/06/2021	Follow Up
BLP Inc.	85	No	Michael McBurney	05/12/2021	Follow Up
Bootblack Brand, LLC	36	No	Brian E. Steere	06/28/2021	Follow Up
Bootblack Brand, LLC	36	No	Brian E. Steere	06/08/2021	Follow Up
Brava Restaurant & Bar, Inc.	71	No	Kyle C. Gannon	04/14/2021	Follow Up
Breakneck Food Corp.	85	No	Travis Costa	08/17/2021	Follow Up
Broadway Diner	85	No	Brian E. Steere	07/21/2021	Follow Up
BTP LLC (Newman Ave)	85	No	Kyle C. Gannon	07/21/2021	Follow Up
Bucklin Point Treatment Plant	0	No	Kerry M. Britt	09/09/2021	Annual
Bucklin Point Treatment Plant	0	No	Kerry M. Britt	05/13/2021	Follow Up
Bucklin Point Treatment Plant	0	No	Kerry M. Britt	01/28/2021	Follow Up
Bullard Abrasives Inc	42	No	Caitlyn L. Vallee	12/17/2021	Follow Up
Bullard Abrasives Inc	42	No	Caitlyn L. Vallee	06/07/2021	Follow Up
C & P Enterprises	97	No	Kyle C. Gannon	07/26/2021	Follow Up
C & P Enterprises	97	No	Kyle C. Gannon	05/19/2021	Follow Up
C & P Enterprises	97	No	Kyle C. Gannon	02/24/2021	Follow Up
Calise & Sons Bakery	33	No	Caitlyn L. Vallee	12/17/2021	Follow Up
Calise & Sons Bakery	33	No	Caitlyn L. Vallee	06/07/2021	Follow Up
CAMRAC, LLC	37	No	Nathan P. Daggett	11/16/2021	Follow Up
CAMRAC, LLC	37	No	Nathan P. Daggett	05/26/2021	Follow Up
Care New England Health System	52	No	Caitlyn L. Vallee	12/21/2021	Follow Up
Care New England Health System	52	No	Caitlyn L. Vallee	06/30/2021	Follow Up
Carlisle Hardcast, LLC	42	No	Brian E. Steere	07/01/2021	Follow Up
Carrington Street	78	No	Michael McBurney	08/11/2021	Industrial Area
Carrington Street	78	No	Edward J. Stenovitch	08/11/2021	Industrial Area
Catanzaros Food Products, Inc.	33	No	Michael McBurney	11/30/2021	Follow Up
Catanzaros Food Products, Inc.	33	No	Michael McBurney	06/16/2021	Follow Up

**Inspection History
Bucklin Point - 2021**

Company Name	Category	Significant	Inspected By	Date	Inspected Type
Cave, LLC	36	No	Brian E. Steere	06/28/2021	Follow Up
Cave, LLC	36	No	Brian E. Steere	06/08/2021	Follow Up
CBNA Barletta Phase IIIA CSO JV	40	Yes	N/A	12/21/2021	Sample
CBNA Barletta Phase IIIA CSO JV	40	Yes	Kerry M. Britt	11/29/2021	Meeting
CBNA Barletta Phase IIIA CSO JV	40	Yes	Nathan Dean	11/03/2021	Annual
CBNA Barletta Phase IIIA CSO JV	40	Yes	N/A	10/21/2021	Sample
CBNA Barletta Phase IIIA CSO JV	40	Yes	N/A	09/22/2021	Sample
CBNA Barletta Phase IIIA CSO JV	40	Yes	Nathan Dean	08/19/2021	Initial Inspection
Celtic Pub, Inc.	85	No	Jared Urban	08/25/2021	Follow Up
Central Auto Radiator, Inc.	59	No	Michael McBurney	11/30/2021	Follow Up
Central Auto Radiator, Inc.	59	No	Michael McBurney	06/22/2021	Follow Up
Central Falls Provision Co.	33	No	Michael McBurney	11/30/2021	Follow Up
Central Falls Provision Co.	33	No	Michael McBurney	05/19/2021	Follow Up
Central Falls Provision Co.	33	No	Michael McBurney	04/08/2021	Follow Up
Chemart Company	11	Yes	Edward J. Stenovitch	12/16/2021	Follow Up
Chemart Company	11	Yes	N/A	08/31/2021	Sample
Chemart Company	11	Yes	Edward J. Stenovitch	06/02/2021	Annual
Chemart Company	11	Yes	Edward J. Stenovitch	04/26/2021	Follow Up
Chemart Company	11	Yes	N/A	01/21/2021	Sample
Chi Foods, LLC	81	No	Brian E. Steere	06/08/2021	Follow Up
Chi Foods, LLC	81	No	Brian E. Steere	04/30/2021	Follow Up
Chipotle	85	No	Michael McBurney	07/27/2021	Follow Up
Cintas Corporation	25	Yes	N/A	10/13/2021	Sample
Cintas Corporation	25	Yes	Edward J. Stenovitch	06/24/2021	Follow Up
Cintas Corporation	25	Yes	Edward J. Stenovitch	04/29/2021	Follow Up
Cintas Corporation	25	Yes	N/A	04/28/2021	Sample
Cintas Corporation	25	Yes	Edward J. Stenovitch	01/12/2021	Annual
City of Pawtucket - Public Works	37	No	Travis Costa	11/30/2021	Follow Up
City of Pawtucket - Public Works	37	No	Travis Costa	10/22/2021	Follow Up
City of Pawtucket - Public Works	37	No	Travis Costa	06/15/2021	Follow Up
Coia Sanitation Services	80	No	Jared Urban	10/19/2021	Follow Up
Coia Sanitation Services	80	No	Kyle C. Gannon	08/30/2021	Follow Up
Coia Sanitation Services	80	No	Kyle C. Gannon	02/26/2021	Follow Up
Coin-OP	92	No	Travis Costa	10/21/2021	Follow Up
Colonial Bakery	81	No	Travis Costa	09/14/2021	Follow Up
Colonial Bakery	81	No	Brian E. Steere	04/30/2021	Initial Inspection
Commonwealth Soap and Toiletries	22	No	Edward J. Stenovitch	11/23/2021	Initial Inspection
Commonwealth Soap and Toiletries	22	No	Kerry M. Britt	10/25/2021	Meeting
Conopco, Inc. (Site #1)	40	No	Travis Costa	12/06/2021	Follow Up
Conopco, Inc. (Site #1)	40	No	Travis Costa	09/08/2021	Follow Up
Conopco, Inc. (Site #1)	40	No	N/A	08/30/2021	Sample
Conopco, Inc. (Site #1)	40	No	Travis Costa	05/25/2021	Follow Up
Conopco, Inc. (Site #1)	40	No	N/A	01/25/2021	Sample
Conrad-Jarvis Corp.	42	No	Domenic M. DiMasi	12/14/2021	Follow Up
Conrad-Jarvis Corp.	42	No	Brian E. Steere	05/28/2021	Follow Up
Continental Plastics & Packaging	35	No	Caitlyn L. Vallee	12/02/2021	Follow Up
Continental Plastics & Packaging	35	No	Caitlyn L. Vallee	06/07/2021	Follow Up
Cooley, Incorporated	53	No	Travis Costa	12/09/2021	Follow Up
Cooley, Incorporated	53	No	Travis Costa	06/16/2021	Follow Up
Creative Stone Countertops Inc.	42	No	Michael McBurney	11/30/2021	Follow Up
Creative Stone Countertops Inc.	42	No	Michael McBurney	06/22/2021	Follow Up
Crest Manufacturing Company	52	No	Michael McBurney	12/22/2021	Follow Up
Crest Manufacturing Company	52	No	Michael McBurney	06/17/2021	Follow Up
CRMG Lincoln, Inc.	85	No	Jared Urban	07/27/2021	Follow Up
Crooked Current Brewery	36	No	Brian E. Steere	06/08/2021	Follow Up
CW Lanes and Games	85	No	Kyle C. Gannon	05/21/2021	Follow Up
D.J. Providence Co., LLC	85	No	Jared Urban	07/27/2021	Follow Up
Davenport Restaurant	85	No	Michael McBurney	06/17/2021	Follow Up

**Inspection History
Bucklin Point - 2021**

Company Name	Category	Significant	Inspected By	Date	Inspected Type
Dave's Marketplace	82	No	Michael McBurney	07/26/2021	Follow Up
David London and Company	35	No	Kyle C. Gannon	12/30/2021	Follow Up
David London and Company	35	No	Kyle C. Gannon	06/23/2021	Follow Up
Denison Pharmaceuticals, LLC	14	Yes	Edward J. Stenovitch	12/01/2021	Follow Up
Denison Pharmaceuticals, LLC	14	Yes	N/A	08/04/2021	Sample
Denison Pharmaceuticals, LLC	14	Yes	Edward J. Stenovitch	07/28/2021	Annual
Denison Pharmaceuticals, LLC	14	Yes	Edward J. Stenovitch	06/01/2021	Follow Up
Denison Pharmaceuticals, LLC	14	Yes	Edward J. Stenovitch	03/25/2021	Follow Up
Denison Pharmaceuticals, LLC	14	Yes	N/A	01/07/2021	Sample
DFG Donuts Inc.	85	No	Michael McBurney	07/27/2021	Follow Up
DG Cafe & Bakery	81	No	Jared Urban	05/03/2021	Follow Up
DG Cafe & Bakery	81	No	Jared Urban	04/22/2021	Follow Up
Dominican Market	71	No	Michael McBurney	11/10/2021	Follow Up
Don's Lunch	71	No	Jared Urban	12/15/2021	Follow Up
Dufficy Enterprises, Inc.	85	No	Jared Urban	07/20/2021	Follow Up
Dunnell Lane	78	No	Travis Costa	10/07/2021	Industrial Area
E & T Bella Pasta	85	No	Jared Urban	07/20/2021	Follow Up
Eaton Corporation	41	No	Caitlyn L. Vallee	12/21/2021	Follow Up
Eaton Corporation	41	No	Caitlyn L. Vallee	06/01/2021	Follow Up
Echo Septic Services LLC	80	No	Edward J. Stenovitch	10/19/2021	Follow Up
Ecological Fibers, Inc.	29	Yes	Edward J. Stenovitch	12/06/2021	Follow Up
Ecological Fibers, Inc.	29	Yes	Edward J. Stenovitch	10/22/2021	Annual
Ecological Fibers, Inc.	29	Yes	Edward J. Stenovitch	10/07/2021	Follow Up
Ecological Fibers, Inc.	29	Yes	N/A	09/29/2021	Sample
Ecological Fibers, Inc.	29	Yes	Edward J. Stenovitch	06/07/2021	Follow Up
Ecological Fibers, Inc.	29	Yes	N/A	02/03/2021	Sample
Ecological Fibers, Inc.	29	Yes	Kerry M. Britt	01/07/2021	Follow Up
EDC Holding, LLC	85	No	Michael McBurney	12/20/2021	Follow Up
El Caballo Mayor Bar & Grill	85	No	Travis Costa	11/04/2021	Initial Inspection
El Caballo Mayor Bar & Grill	85	No	Michael McBurney	10/05/2021	Meeting
El Salvadoreno Restaurant, Inc.	85	No	Jared Urban	05/04/2021	Follow Up
El Shaddai Market and Bakery	85	No	Jared Urban	11/03/2021	Initial Inspection
Erasmus Convenience Market	81	No	Jared Urban	08/25/2021	Follow Up
Erasmus Convenience Market	81	No	Jared Urban	08/11/2021	Follow Up
Erasmus Convenience Market	81	No	Jared Urban	06/01/2021	Follow Up
Erasmus Convenience Market	81	No	Jared Urban	04/22/2021	Follow Up
Erasmus Convenience Market	81	No	Jared Urban	02/22/2021	Follow Up
Everett Charles Tech Inc.	41	No	Edward J. Stenovitch	12/16/2021	Follow Up
Everett Charles Tech Inc.	41	No	Edward J. Stenovitch	06/24/2021	Initial Inspection
FGX International	59	No	Caitlyn L. Vallee	12/02/2021	Follow Up
FGX International	59	No	Caitlyn L. Vallee	06/10/2021	Follow Up
Finlay Extracts & Ingredients USA, Inc.	33	No	Travis Costa	12/14/2021	Follow Up
Finlay Extracts & Ingredients USA, Inc.	33	No	N/A	11/08/2021	Sample
Finlay Extracts & Ingredients USA, Inc.	33	No	Travis Costa	05/28/2021	Follow Up
Fit 4 Life	85	No	Brian E. Steere	01/21/2021	Initial Inspection
Five Corner Pizza	71	No	Jared Urban	12/29/2021	Follow Up
Five Corner Pizza	71	No	Jared Urban	11/05/2021	Follow Up
Five Corner Pizza	71	No	Jared Urban	05/03/2021	Follow Up
Flexcraft Co.	46	No	Kyle C. Gannon	12/21/2021	Follow Up
Flexcraft Co.	46	No	Kyle C. Gannon	06/18/2021	Follow Up
Flor Di Brava	81	No	Kyle C. Gannon	04/20/2021	Follow Up
Foolproof Brewing Co., LLC	71	No	Kyle C. Gannon	06/08/2021	Follow Up
Francesca's Restaurant, Inc.	85	No	Jared Urban	11/29/2021	Follow Up
Frank Lizotte's Glass Co., Inc.	42	No	Caitlyn L. Vallee	12/20/2021	Follow Up
Frank Lizotte's Glass Co., Inc.	42	No	Caitlyn L. Vallee	05/27/2021	Follow Up
Frankly Food, Inc.	85	No	Jared Urban	12/30/2021	Meeting
Frankly Food, Inc.	85	No	Jared Urban	08/25/2021	Initial Inspection
Freeway Laundry II	92	No	Travis Costa	10/21/2021	Follow Up

**Inspection History
Bucklin Point - 2021**

Company Name	Category	Significant	Inspected By	Date	Inspected Type
FULLER PACKAGING, INC.	60	No	Domenic M. DiMasi	12/16/2021	Follow Up
Fuller Packaging, Inc.	52	No	Domenic M. DiMasi	12/16/2021	Follow Up
Fuller Packaging, Inc.	52	No	Brian E. Steere	07/23/2021	Follow Up
Fully Rooted Juicery	34	No	Domenic M. DiMasi	12/20/2021	Follow Up
Fully Rooted Juicery	34	No	Brian E. Steere	06/08/2021	Follow Up
G.B. Donuts of RI Inc.	85	No	Travis Costa	08/17/2021	Follow Up
G.B. Donuts of RI Inc.	85	No	Michael McBurney	07/26/2021	Follow Up
Garden Grille	85	No	Michael McBurney	06/11/2021	Follow Up
General Cable Industries, LLC	28	Yes	Caitlyn L. Vallee	12/20/2021	Follow Up
General Cable Industries, LLC	28	Yes	N/A	09/01/2021	Sample
General Cable Industries, LLC	28	Yes	Caitlyn L. Vallee	06/21/2021	Follow Up
General Cable Industries, LLC	28	Yes	N/A	03/03/2021	Sample
General Cable Industries, LLC	28	Yes	Nathan P. Daggett	01/14/2021	Annual
Geneva Apartments, LP	86	No	Jared Urban	06/16/2021	Follow Up
George Bennett Hwy South	78	No	Caitlyn L. Vallee	12/30/2021	Industrial Area
George Washington Highway	78	No	Edward J. Stenovitch	07/27/2021	Industrial Area
George Washington Highway	78	No	Michael McBurney	07/27/2021	Industrial Area
George Washington Highway	78	No	Jared Urban	07/27/2021	Industrial Area
Gingersnaps Bakery	81	No	Michael McBurney	05/12/2021	Follow Up
Godfrey & Wing, Inc.	27	Yes	Travis Costa	11/23/2021	Follow Up
Godfrey & Wing, Inc.	27	Yes	Travis Costa	09/28/2021	Annual
Godfrey & Wing, Inc.	27	Yes	N/A	09/21/2021	Sample
Godfrey & Wing, Inc.	27	Yes	Travis Costa	06/02/2021	Follow Up
Godfrey & Wing, Inc.	27	Yes	Travis Costa	05/11/2021	Follow Up
Godfrey & Wing, Inc.	27	Yes	N/A	02/02/2021	Sample
Greystone of Lincoln, Inc.	42	No	Caitlyn L. Vallee	12/02/2021	Follow Up
Greystone of Lincoln, Inc.	42	No	Caitlyn L. Vallee	06/07/2021	Follow Up
Guntis Sweets, LLC	81	No	Jared Urban	06/01/2021	Follow Up
Guntis Sweets, LLC	81	No	Jared Urban	04/22/2021	Follow Up
Hark's Hadwin Street Cafe	71	No	Travis Costa	12/20/2021	Follow Up
Harris Industries, Inc.	42	No	Travis Costa	11/30/2021	Follow Up
Harris Industries, Inc.	42	No	Travis Costa	06/22/2021	Follow Up
Hartley's Pork Pies	81	No	Brian E. Steere	05/28/2021	Follow Up
Hartley's Pork Pies	81	No	Brian E. Steere	04/09/2021	Follow Up
Hasbro, Inc.	27	No	Travis Costa	12/09/2021	Follow Up
Hasbro, Inc.	27	No	Travis Costa	06/02/2021	Follow Up
Hidalgo Restaurant	85	No	Edward J. Stenovitch	11/18/2021	Follow Up
Hidalgo Restaurant	85	No	Edward J. Stenovitch	08/26/2021	Initial Inspection
Highland Corporate Drive	78	No	Nathan P. Daggett	11/02/2021	Industrial Area
Highland Corporate Drive	78	No	Caitlyn L. Vallee	11/02/2021	Industrial Area
Hindley Manufacturing Company	21	No	Travis Costa	12/09/2021	Follow Up
Hindley Manufacturing Company	21	No	Travis Costa	05/25/2021	Follow Up
Homestead Baking Company	33	No	Michael McBurney	12/20/2021	Follow Up
Homestead Baking Company	33	No	Michael McBurney	05/19/2021	Follow Up
Honeybird Restaurant	85	No	Kyle C. Gannon	07/21/2021	Initial Inspection
Hope Buffinton Packaging Group, LLC	59	No	Nathan P. Daggett	12/22/2021	Follow Up
Hope Buffinton Packaging Group, LLC	59	No	Anthony Crocenzi	06/29/2021	Follow Up
Hope Global	23	No	Travis Costa	11/23/2021	Follow Up
Hope Global	23	No	Travis Costa	06/07/2021	Follow Up
Hope Springs Eternal LLC	85	No	Michael McBurney	06/08/2021	Follow Up
Hord Crystal Corporation	11	Yes	Travis Costa	11/30/2021	Follow Up
Hord Crystal Corporation	11	Yes	N/A	11/04/2021	Sample
Hord Crystal Corporation	11	Yes	N/A	08/10/2021	Sample
Hord Crystal Corporation	11	Yes	Travis Costa	06/24/2021	Annual
Hord Crystal Corporation	11	Yes	Travis Costa	06/15/2021	Follow Up
Hord Crystal Corporation	11	Yes	Travis Costa	04/26/2021	Follow Up
Hord Crystal Corporation	11	Yes	N/A	01/12/2021	Sample
HP Services, Inc.	11	Yes	Travis Costa	12/02/2021	Follow Up

**Inspection History
Bucklin Point - 2021**

Company Name	Category	Significant	Inspected By	Date	Inspected Type
HP Services, Inc.	11	Yes	Travis Costa	11/10/2021	Follow Up
HP Services, Inc.	11	Yes	N/A	09/29/2021	Sample
HP Services, Inc.	11	Yes	Travis Costa	09/22/2021	Follow Up
HP Services, Inc.	11	Yes	Travis Costa	06/29/2021	Annual
HP Services, Inc.	11	Yes	Travis Costa	06/07/2021	Follow Up
HP Services, Inc.	11	Yes	Travis Costa	04/07/2021	Follow Up
HP Services, Inc.	11	Yes	N/A	02/23/2021	Sample
Hyde Park Burgers, LLC	85	No	Michael McBurney	07/27/2021	Follow Up
Hydro Dulce	71	No	Michael McBurney	08/10/2021	Follow Up
Igus, Inc.	60	No	Nathan P. Daggett	11/23/2021	Follow Up
Industrial Circle	78	No	Kyle C. Gannon	08/26/2021	Industrial Area
Industrial Circle	78	No	Michael McBurney	05/04/2021	Industrial Area
Industrial Container Services - RI, LLC	44	No	Kyle C. Gannon	12/22/2021	Follow Up
Industrial Container Services - RI, LLC	44	No	Kyle C. Gannon	06/23/2021	Follow Up
Industrial Lane Cumberland	78	No	Edward J. Stenovitch	08/11/2021	Industrial Area
Industrial Lane Cumberland	78	No	Michael McBurney	08/11/2021	Industrial Area
International Meat Market	81	No	Travis Costa	11/03/2021	Follow Up
International Meat Market	81	No	Travis Costa	08/06/2021	Follow Up
International Meat Market	81	No	Travis Costa	05/03/2021	Follow Up
International Packaging Corp.	53	No	Caitlyn L. Vallee	12/16/2021	Follow Up
International Packaging Corp.	53	No	Caitlyn L. Vallee	06/15/2021	Follow Up
Interplex Engineered Products, Inc.	11	Yes	Edward J. Stenovitch	12/21/2021	Follow Up
Interplex Engineered Products, Inc.	11	Yes	N/A	08/18/2021	Sample
Interplex Engineered Products, Inc.	11	Yes	Edward J. Stenovitch	08/16/2021	Follow Up
Interplex Engineered Products, Inc.	11	Yes	Edward J. Stenovitch	07/01/2021	Follow Up
Interplex Engineered Products, Inc.	11	Yes	N/A	03/17/2021	Sample
Interplex Engineered Products, Inc.	11	Yes	Edward J. Stenovitch	03/10/2021	Annual
Isle Brewers Guild	36	Yes	Kyle C. Gannon	12/21/2021	Follow Up
Isle Brewers Guild	36	Yes	Kyle C. Gannon	11/02/2021	Annual
Isle Brewers Guild	36	Yes	N/A	10/14/2021	Sample
Isle Brewers Guild	36	Yes	Kyle C. Gannon	08/23/2021	Follow Up
Isle Brewers Guild	36	Yes	Kyle C. Gannon	07/22/2021	Follow Up
Isle Brewers Guild	36	Yes	Kyle C. Gannon	06/09/2021	Follow Up
Isle Brewers Guild	36	Yes	N/A	06/08/2021	Sample
J&M Diamond Tool, Inc.	44	No	Caitlyn L. Vallee	12/21/2021	Follow Up
J&M Diamond Tool, Inc.	44	No	Caitlyn L. Vallee	06/03/2021	Follow Up
JAR Bakers Supply	33	No	Edward J. Stenovitch	12/17/2021	Follow Up
JAR Bakers Supply	33	No	Edward J. Stenovitch	09/30/2021	Follow Up
JAR Bakers Supply	33	No	Edward J. Stenovitch	07/01/2021	Follow Up
JAR Bakers Supply	33	No	Edward J. Stenovitch	05/12/2021	Follow Up
JAR Bakers Supply	33	No	Edward J. Stenovitch	04/07/2021	Follow Up
Jazz - Mondy, Inc.	92	No	Kyle C. Gannon	08/24/2021	Follow Up
JD Cement Works	60	No	Edward J. Stenovitch	02/10/2021	Initial Inspection
Jeanne Jugan Residence	86	No	Michael McBurney	08/30/2021	Follow Up
JH Davis, LLC.	42	No	Edward J. Stenovitch	12/02/2021	Follow Up
JH Davis, LLC.	42	No	Edward J. Stenovitch	06/07/2021	Follow Up
Jin Hua Chinese Restaurant, Inc.	71	No	Kyle C. Gannon	04/23/2021	Follow Up
John H. Collins & Sons Company	27	Yes	Edward J. Stenovitch	12/07/2021	Follow Up
John H. Collins & Sons Company	27	Yes	Edward J. Stenovitch	08/24/2021	Follow Up
John H. Collins & Sons Company	27	Yes	N/A	08/18/2021	Sample
John H. Collins & Sons Company	27	Yes	Edward J. Stenovitch	05/27/2021	Follow Up
John H. Collins & Sons Company	27	Yes	Edward J. Stenovitch	01/26/2021	Annual
John H. Collins & Sons Company	27	Yes	N/A	01/19/2021	Sample
J's Deli	71	No	Michael McBurney	07/26/2021	Follow Up
JSC New England Operating, LLC	85	No	Jared Urban	06/10/2021	Investigation
JSC New England Operating, LLC	85	No	Michael McBurney	05/04/2021	Initial Inspection
K&W Webbing Company	23	No	Nathan P. Daggett	12/08/2021	Follow Up
K&W Webbing Company	23	No	Nathan P. Daggett	05/25/2021	Follow Up

**Inspection History
Bucklin Point - 2021**

Company Name	Category	Significant	Inspected By	Date	Inspected Type
Keefe Funeral Home, Inc.	96	No	Michael McBurney	08/30/2021	Follow Up
Key Container Corporation	24	No	Domenic M. DiMasi	12/16/2021	Follow Up
Key Container Corporation	24	No	Brian E. Steere	07/01/2021	Follow Up
Kim & Gary's Ice Cream Machine	85	No	Michael McBurney	07/26/2021	Follow Up
Kitchen & Counter Top Center of N.E.	42	No	Domenic M. DiMasi	12/16/2021	Follow Up
Kitchen & Counter Top Center of N.E.	42	No	Brian E. Steere	06/08/2021	Follow Up
Kiwi Burst Yogurt Shop	85	No	Travis Costa	08/24/2021	Follow Up
KMS Eats, Inc.	85	No	Jared Urban	07/27/2021	Follow Up
La Colmena	74	No	Michael McBurney	11/10/2021	Initial Inspection
La Esquina Colombiana Bar & Grill	74	No	Jared Urban	12/15/2021	Initial Inspection
La Fruta Loca	85	No	Jared Urban	08/17/2021	Follow Up
La Palencianita Bakery-Food LLC	85	No	Jared Urban	08/17/2021	Follow Up
Leedon Webbing Co., Inc.	44	No	Kyle C. Gannon	12/06/2021	Follow Up
Leedon Webbing Co., Inc.	44	No	Kyle C. Gannon	06/09/2021	Follow Up
Len's Hot Dog Haven	85	No	Kyle C. Gannon	07/21/2021	Follow Up
Lincoln Laundromat	92	No	Michael McBurney	05/12/2021	Follow Up
Los Angeles Restaurant	74	No	Kyle C. Gannon	04/14/2021	Initial Inspection
LRA Restaurants Inc.	85	No	Jared Urban	08/25/2021	Follow Up
Lydia A. Klufas, DDS	94	No	Travis Costa	10/26/2021	Follow Up
M & M NY System	85	No	Jared Urban	07/20/2021	Follow Up
Magallan Inc.	85	No	Jared Urban	07/20/2021	Follow Up
Main Street Market, Inc.	82	No	Michael McBurney	08/30/2021	Follow Up
Mamajuana Restaurant	85	No	Brian E. Steere	05/28/2021	Follow Up
Manville	78	No	Michael McBurney	03/30/2021	Industrial Area
Manville	78	No	Jared Urban	03/30/2021	Industrial Area
Maroon Group, LLC.	22	Yes	Kerry M. Britt	06/09/2021	Follow Up
Maroon Group, LLC.	22	Yes	N/A	06/08/2021	Sample
Maroon Group, LLC.	22	Yes	Edward J. Stenovitch	06/08/2021	Annual
Maroon Group, LLC.	22	Yes	N/A	04/05/2021	Sample
Martin Street Industrial Area	78	No	Edward J. Stenovitch	09/22/2021	Industrial Area
Martin Street Industrial Area	78	No	Jared Urban	09/22/2021	Industrial Area
Materion Technical Materials, Inc.	11	Yes	Nathan P. Daggett	12/02/2021	Follow Up
Materion Technical Materials, Inc.	11	Yes	N/A	08/30/2021	Sample
Materion Technical Materials, Inc.	11	Yes	Nathan P. Daggett	06/29/2021	Annual
Materion Technical Materials, Inc.	11	Yes	Nathan P. Daggett	04/08/2021	Follow Up
Materion Technical Materials, Inc.	11	Yes	N/A	01/05/2021	Sample
Matos Bakery	81	No	Kyle C. Gannon	04/20/2021	Follow Up
McMillan Metals, LLC	41	No	Nathan P. Daggett	11/09/2021	Initial Inspection
MDB-T LLC	97	No	Kyle C. Gannon	08/30/2021	Follow Up
MDB-T LLC	97	No	Kyle C. Gannon	05/20/2021	Follow Up
MDB-T LLC	97	No	Kyle C. Gannon	02/24/2021	Follow Up
Med-Tech Ambulance	60	No	Kyle C. Gannon	04/14/2021	Follow Up
Meeting Street Mill Complex	78	No	Kyle C. Gannon	12/06/2021	Industrial Area
Meeting Street Mill Complex	78	No	Michael McBurney	12/06/2021	Industrial Area
Michael Healy Designs, Inc.	41	No	Travis Costa	12/06/2021	Follow Up
Michael Healy Designs, Inc.	41	No	Travis Costa	05/25/2021	Follow Up
Michael's Meats	81	No	Michael McBurney	06/17/2021	Follow Up
Michael's Meats	81	No	Michael McBurney	05/12/2021	Follow Up
Mirror Image	99	No	Caitlyn L. Vallee	05/19/2021	Follow Up
Morgan Foods Company, LLC	81	No	Kyle C. Gannon	03/24/2021	Initial Inspection
Moshassuck Valley Industrial Hwy	78	No	Michael McBurney	05/04/2021	Industrial Area
Multi-Wall Packaging a Division of Signode Industrial Group	42	No	Travis Costa	12/09/2021	Follow Up
Multi-Wall Packaging a Division of Signode Industrial Group	42	No	Travis Costa	06/02/2021	Follow Up
Murdock Webbing Co., Inc.	23	Yes	Kyle C. Gannon	12/06/2021	Follow Up
Murdock Webbing Co., Inc.	23	Yes	N/A	09/21/2021	Sample
Murdock Webbing Co., Inc.	23	Yes	Kyle C. Gannon	08/12/2021	Follow Up
Murdock Webbing Co., Inc.	23	Yes	Kyle C. Gannon	08/04/2021	Annual
Murdock Webbing Co., Inc.	23	Yes	Kyle C. Gannon	06/21/2021	Follow Up

**Inspection History
Bucklin Point - 2021**

Company Name	Category	Significant	Inspected By	Date	Inspected Type
Murdock Webbing Co., Inc.	23	Yes	N/A	05/03/2021	Sample
Murdock Webbing Co., Inc.	23	Yes	N/A	01/21/2021	Sample
Narragansett Park Drive	78	No	Travis Costa	12/09/2021	Industrial Area
Nazs Halal of Rhode Island	85	No	Michael McBurney	12/20/2021	Initial Inspection
New England Paper Tube Co.	24	No	Travis Costa	11/30/2021	Follow Up
New England Paper Tube Co.	24	No	Travis Costa	06/15/2021	Follow Up
New England Paper Tube Co.	24	No	Travis Costa	05/03/2021	Follow Up
New England Way	78	No	Michael McBurney	03/30/2021	Industrial Area
New England Way	78	No	Jared Urban	03/30/2021	Industrial Area
Newman Avenue	78	No	Kyle C. Gannon	03/11/2021	Industrial Area
Newman Avenue	78	No	Nathan P. Daggett	03/11/2021	Industrial Area
Newport 223 Donuts, Inc.	85	No	Kyle C. Gannon	07/21/2021	Follow Up
Newport Ave Donut-81 Newport	85	No	Kyle C. Gannon	07/21/2021	Follow Up
North Central Industrial Park	78	No	Michael McBurney	03/09/2021	Industrial Area
North Central Industrial Park	78	No	Edward J. Stenovitch	03/09/2021	Industrial Area
North East Knitting, Inc.	23	No	Domenic M. DiMasi	12/14/2021	Follow Up
North East Knitting, Inc.	23	No	Brian E. Steere	05/28/2021	Follow Up
North Smithfield Laser Tag and Arcade	85	No	Michael McBurney	08/30/2021	Follow Up
Northern East Providence	78	No	Caitlyn L. Vallee	12/29/2021	Industrial Area
Organic Dyes and Pigments, LLC.	29	Yes	Edward J. Stenovitch	12/16/2021	Follow Up
Organic Dyes and Pigments, LLC.	29	Yes	Edward J. Stenovitch	10/14/2021	Annual
Organic Dyes and Pigments, LLC.	29	Yes	N/A	07/29/2021	Sample
Organic Dyes and Pigments, LLC.	29	Yes	Edward J. Stenovitch	06/01/2021	Follow Up
Organic Dyes and Pigments, LLC.	29	Yes	N/A	01/26/2021	Sample
Organic Dyes and Pigments, LLC.	29	Yes	N/A	01/05/2021	Sample
Original Pizza of Boston	53	No	Edward J. Stenovitch	06/02/2021	Follow Up
Orion Retail Services & Fixturing, Inc.	26	No	Caitlyn L. Vallee	12/17/2021	Follow Up
Orion Retail Services & Fixturing, Inc.	26	No	Caitlyn L. Vallee	10/29/2021	Follow Up
Orion Retail Services & Fixturing, Inc.	26	No	Caitlyn L. Vallee	06/10/2021	Follow Up
Our Place on North Broadway	71	No	Jared Urban	07/20/2021	Follow Up
Palate Pack	34	No	Edward J. Stenovitch	12/01/2021	Follow Up
Palate Pack	34	No	Edward J. Stenovitch	06/08/2021	Follow Up
Parkway Apartments, L.P.	86	No	Jared Urban	07/20/2021	Follow Up
Patriot Textiles, Inc.	23	No	Edward J. Stenovitch	12/02/2021	Follow Up
Patriot Textiles, Inc.	23	No	Edward J. Stenovitch	06/07/2021	Follow Up
Paula Duarte Polanco	81	No	Anthony Crocenzi	05/27/2021	Follow Up
Pawtucket Falls Healthcare Center	74	No	Kyle C. Gannon	07/21/2021	Initial Inspection
Pawtucket House of Pizza	85	No	Kyle C. Gannon	05/21/2021	Follow Up
Pawtucket Power Associates	16	Yes	Caitlyn L. Vallee	07/09/2021	Follow Up
Pawtucket Power Associates	16	Yes	Caitlyn L. Vallee	03/24/2021	Annual
Pawtucket Power Associates	16	Yes	N/A	02/10/2021	Sample
Pawtucket Skilled Nursing	86	No	Kyle C. Gannon	07/21/2021	Follow Up
PCL Fixtures, Inc.	24	No	Nathan P. Daggett	12/01/2021	Follow Up
PCL Fixtures, Inc.	24	No	Nathan P. Daggett	06/03/2021	Follow Up
Peter's Laundry & Linens Inc.	92	No	Travis Costa	10/22/2021	Follow Up
Phantom Properties, LLC	85	No	Michael McBurney	07/26/2021	Follow Up
Phoenix Converting Corporation	59	No	Caitlyn L. Vallee	12/08/2021	Follow Up
Phoenix Converting Corporation	59	No	Caitlyn L. Vallee	06/14/2021	Follow Up
Piatek Machine Co., Inc.	42	No	Caitlyn L. Vallee	12/08/2021	Follow Up
Piatek Machine Co., Inc.	42	No	Caitlyn L. Vallee	06/14/2021	Follow Up
Poly/Sperse, Corp.	22	No	Travis Costa	12/09/2021	Follow Up
Poly/Sperse, Corp.	22	No	Travis Costa	06/02/2021	Follow Up
Poly/Sperse, Corp.	22	No	Michael McBurney	03/03/2021	Follow Up
Precision Polishing & Ornamentals, Inc.	42	No	Travis Costa	12/06/2021	Follow Up
Precision Polishing & Ornamentals, Inc.	42	No	Travis Costa	06/15/2021	Follow Up
Printmakers, Inc.	93	No	Travis Costa	07/29/2021	Follow Up
Providence Braid Co., Inc.	44	No	Kyle C. Gannon	12/20/2021	Follow Up
Providence Braid Co., Inc.	44	No	Kyle C. Gannon	06/08/2021	Follow Up

**Inspection History
Bucklin Point - 2021**

Company Name	Category	Significant	Inspected By	Date	Inspected Type
Providence Metallizing Company, Inc.	11	Yes	Edward J. Stenovitch	12/20/2021	Follow Up
Providence Metallizing Company, Inc.	11	Yes	Edward J. Stenovitch	09/30/2021	Annual
Providence Metallizing Company, Inc.	11	Yes	N/A	08/17/2021	Sample
Providence Metallizing Company, Inc.	11	Yes	Edward J. Stenovitch	06/17/2021	Follow Up
Providence Metallizing Company, Inc.	11	Yes	N/A	04/20/2021	Sample
Pub Ventures	85	No	Kyle C. Gannon	07/21/2021	Follow Up
R & D Manufacturing, Inc.	42	No	Edward J. Stenovitch	12/20/2021	Follow Up
R & D Manufacturing, Inc.	42	No	Edward J. Stenovitch	06/07/2021	Follow Up
R1 Indoor Karting, LLC	85	No	Michael McBurney	08/30/2021	Follow Up
Rand Whitney Southeast Container, LLC	24	No	Edward J. Stenovitch	12/02/2021	Follow Up
Rand Whitney Southeast Container, LLC	24	No	Edward J. Stenovitch	06/23/2021	Follow Up
Rhode Island Donuts LLC	85	No	Michael McBurney	07/26/2021	Follow Up
Rhode Island Spirits	36	No	Brian E. Steere	07/15/2021	Follow Up
RI Brewery Collective	74	No	Kyle C. Gannon	06/15/2021	Initial Inspection
RIDCO Casting Co.	21	No	Nathan P. Daggett	12/20/2021	Follow Up
RIDCO Casting Co.	21	No	Anthony Crocenzi	07/01/2021	Follow Up
Riviera Inn	71	No	Jared Urban	08/31/2021	Follow Up
Riviera Inn Corporation	85	No	Jared Urban	08/31/2021	Initial Inspection
Rosco Manufacturing, LLC	42	No	Michael McBurney	11/30/2021	Follow Up
Rosco Manufacturing, LLC	42	No	Michael McBurney	06/25/2021	Follow Up
Royal Cleaners, Inc.	92	No	Travis Costa	11/09/2021	Follow Up
Rumford Motor Inn	86	No	Brian E. Steere	07/23/2021	Follow Up
Saint Mark, Inc.	85	No	Jared Urban	12/29/2021	Initial Inspection
Salvatore's Custom Sandwich Shop & Deli, LLC	71	No	Kyle C. Gannon	05/20/2021	Follow Up
Schofield Sanitation	80	No	Jared Urban	10/19/2021	Follow Up
Scituate Cesspool, Inc.	80	No	Jared Urban	12/02/2021	Follow Up
Scituate Cesspool, Inc.	80	No	Jared Urban	11/15/2021	Follow Up
Scituate Cesspool, Inc.	80	No	Edward J. Stenovitch	10/19/2021	Follow Up
Septage Station	77	No	Michael McBurney	12/22/2021	Follow Up
Septage Station	77	No	Kyle C. Gannon	12/22/2021	Follow Up
Septage Station	77	No	Jared Urban	10/19/2021	Follow Up
Septage Station	77	No	Edward J. Stenovitch	10/19/2021	Follow Up
Septage Station	77	No	Kyle C. Gannon	08/30/2021	Follow Up
Septage Station	77	No	Michael McBurney	08/30/2021	Follow Up
Shaydan Inc.	71	No	Jared Urban	12/15/2021	Follow Up
Shish Kabob	85	No	Jared Urban	10/25/2021	Meeting
Shivu, LLC	92	No	Jared Urban	08/11/2021	Follow Up
Smug Brewery Co. LLC	36	No	Kyle C. Gannon	12/20/2021	Follow Up
Smug Brewery Co. LLC	36	No	Brian E. Steere	06/29/2021	Follow Up
Sonid LLC	81	No	Brian E. Steere	05/19/2021	Follow Up
Sonid LLC	81	No	Brian E. Steere	04/13/2021	Follow Up
Southern East Providence	78	No	Jared Urban	09/15/2021	Industrial Area
Southern East Providence	78	No	Edward J. Stenovitch	09/15/2021	Industrial Area
Spin City Cumberland, LLC	92	No	Travis Costa	09/08/2021	Follow Up
Spirit Recognition	99	No	Travis Costa	10/22/2021	Follow Up
Stackbin Corporation	11	Yes	Travis Costa	12/06/2021	Follow Up
Stackbin Corporation	11	Yes	Travis Costa	11/10/2021	Follow Up
Stackbin Corporation	11	Yes	N/A	10/14/2021	Sample
Stackbin Corporation	11	Yes	Travis Costa	06/22/2021	Annual
Stackbin Corporation	11	Yes	Travis Costa	06/07/2021	Follow Up
Stackbin Corporation	11	Yes	N/A	04/29/2021	Sample
Starsani Pizza	85	No	Michael McBurney	07/13/2021	Follow Up
Stolberger, Inc.	26	No	Kyle C. Gannon	12/06/2021	Follow Up
Stolberger, Inc.	26	No	Kyle C. Gannon	06/21/2021	Follow Up
Stop & Shop Supermarket #712	82	No	Jared Urban	07/27/2021	Follow Up
Subway 95 Exit 30, LLC	85	No	Jared Urban	08/25/2021	Follow Up
Subway-Broad Street	85	No	Jared Urban	08/11/2021	Follow Up
Summit Manufacturing Corporation	11	Yes	Nathan P. Daggett	12/13/2021	Follow Up

**Inspection History
Bucklin Point - 2021**

Company Name	Category	Significant	Inspected By	Date	Inspected Type
Summit Manufacturing Corporation	11	Yes	Nathan P. Daggett	08/17/2021	Follow Up
Summit Manufacturing Corporation	11	Yes	N/A	08/12/2021	Sample
Summit Manufacturing Corporation	11	Yes	Nathan P. Daggett	06/22/2021	Annual
Summit Manufacturing Corporation	11	Yes	Nathan P. Daggett	04/06/2021	Follow Up
Summit Manufacturing Corporation	11	Yes	N/A	01/20/2021	Sample
Sunshine Creamery	85	No	Brian E. Steere	07/21/2021	Follow Up
Swan Cleaners	92	No	Kyle C. Gannon	10/25/2021	Follow Up
Sweetland Foods, Inc.	81	No	Travis Costa	07/21/2021	Follow Up
Swing Juice	60	No	Nathan P. Daggett	11/09/2021	Initial Inspection
Swissline Precision, LLC.	42	No	Edward J. Stenovitch	12/17/2021	Follow Up
Swissline Precision, LLC.	42	No	Edward J. Stenovitch	06/24/2021	Follow Up
Synagro Northeast, LLC	35	No	Edward J. Stenovitch	12/07/2021	Annual
Tacos Mi Rancho, LLC	85	No	Nathan P. Daggett	03/24/2021	Follow Up
Tacos Mi Rancho, LLC	85	No	Nathan P. Daggett	03/02/2021	Initial Inspection
Tanury Industries	11	Yes	Edward J. Stenovitch	12/16/2021	Follow Up
Tanury Industries	11	Yes	N/A	11/09/2021	Sample
Tanury Industries	11	Yes	N/A	09/28/2021	Sample
Tanury Industries	11	Yes	Edward J. Stenovitch	06/17/2021	Follow Up
Tanury Industries	11	Yes	Edward J. Stenovitch	04/28/2021	Annual
Tanury Industries	11	Yes	N/A	03/08/2021	Sample
Tanury Industries	11	Yes	N/A	01/21/2021	Sample
Tanury Industries PVD, Inc.	11	Yes	Edward J. Stenovitch	12/16/2021	Follow Up
Tanury Industries PVD, Inc.	11	Yes	Edward J. Stenovitch	06/17/2021	Follow Up
Tanury Industries PVD, Inc.	11	Yes	Edward J. Stenovitch	02/10/2021	Annual
Tanya Creations, Inc.	71	No	Edward J. Stenovitch	04/07/2021	Follow Up
Tedor Pharma Inc.	14	Yes	Caitlyn L. Vallee	12/20/2021	Follow Up
Tedor Pharma Inc.	14	Yes	Caitlyn L. Vallee	10/21/2021	Annual
Tedor Pharma Inc.	14	Yes	N/A	09/29/2021	Sample
Tedor Pharma Inc.	14	Yes	Caitlyn L. Vallee	08/31/2021	Follow Up
Tedor Pharma Inc.	14	Yes	Caitlyn L. Vallee	06/23/2021	Follow Up
Tedor Pharma Inc.	14	Yes	N/A	05/12/2021	Sample
Tedor Pharma Inc.	14	Yes	N/A	01/12/2021	Sample
Teknor Apex - Mendon	37	No	Caitlyn L. Vallee	12/08/2021	Follow Up
Teknor Apex - Mendon	37	No	Caitlyn L. Vallee	06/25/2021	Follow Up
Teknor Apex Company	27	Yes	Caitlyn L. Vallee	12/08/2021	Follow Up
Teknor Apex Company	27	Yes	N/A	10/18/2021	Sample
Teknor Apex Company	27	Yes	Caitlyn L. Vallee	10/14/2021	Annual
Teknor Apex Company	27	Yes	Caitlyn L. Vallee	08/31/2021	Follow Up
Teknor Apex Company	27	Yes	Caitlyn L. Vallee	07/01/2021	Follow Up
Teknor Apex Company	27	Yes	N/A	05/11/2021	Sample
Teknor Apex Company	27	Yes	Caitlyn L. Vallee	05/05/2021	Meeting
Teknor Apex Company	27	Yes	N/A	03/01/2021	Sample
Teknor Apex Company	27	Yes	Caitlyn L. Vallee	02/02/2021	Follow Up
Texcel Industries, Inc.	23	No	Caitlyn L. Vallee	12/20/2021	Follow Up
Texcel Industries, Inc.	23	No	Caitlyn L. Vallee	06/22/2021	Follow Up
The Evans Findings Company, Inc.	21	No	Nathan Dean	12/17/2021	Follow Up
The Evans Findings Company, Inc.	21	No	Anthony Crocenzi	07/01/2021	Follow Up
The Fifth LLC	85	No	Kyle C. Gannon	04/23/2021	Follow Up
The Okonite Company	28	Yes	Edward J. Stenovitch	12/17/2021	Follow Up
The Okonite Company	28	Yes	N/A	09/15/2021	Sample
The Okonite Company	28	Yes	Edward J. Stenovitch	09/08/2021	Annual
The Okonite Company	28	Yes	Edward J. Stenovitch	07/01/2021	Follow Up
The Okonite Company	28	Yes	Edward J. Stenovitch	04/22/2021	Follow Up
The Okonite Company	28	Yes	N/A	03/31/2021	Sample
Tiffany and Company	15	Yes	Caitlyn L. Vallee	12/20/2021	Follow Up
Tiffany and Company	15	Yes	Caitlyn L. Vallee	10/25/2021	Annual
Tiffany and Company	15	Yes	N/A	09/23/2021	Sample
Tiffany and Company	15	Yes	Caitlyn L. Vallee	07/01/2021	Follow Up

**Inspection History
Bucklin Point - 2021**

Company Name	Category	Significant	Inspected By	Date	Inspected Type
Tiffany and Company	15	Yes	N/A	03/17/2021	Sample
Top Shell LLC	81	No	Brian E. Steere	05/19/2021	Follow Up
Top Shell LLC	81	No	Brian E. Steere	04/09/2021	Follow Up
Tracey Gear Inc.	42	No	Edward J. Stenovitch	12/07/2021	Follow Up
Tracey Gear Inc.	42	No	Edward J. Stenovitch	10/07/2021	Follow Up
Tracey Gear Inc.	42	No	Edward J. Stenovitch	06/07/2021	Follow Up
Trinity Management LLC	85	No	Jared Urban	09/22/2021	Follow Up
Trinity Management LLC	85	No	Jared Urban	05/27/2021	Follow Up
Truex, Inc.	11	Yes	Edward J. Stenovitch	12/07/2021	Follow Up
Truex, Inc.	11	Yes	N/A	09/01/2021	Sample
Truex, Inc.	11	Yes	Edward J. Stenovitch	06/23/2021	Annual
Truex, Inc.	11	Yes	N/A	02/02/2021	Sample
Underground Heros Inc.	85	No	Jared Urban	07/20/2021	Follow Up
Unicorn Ink	60	No	Kyle C. Gannon	08/26/2021	Initial Inspection
VetCor of Lincoln, LLC.	94	No	Kyle C. Gannon	05/21/2021	Follow Up
Vicor Corporation	49	No	Edward J. Stenovitch	12/21/2021	Follow Up
Vicor Corporation	49	No	Edward J. Stenovitch	06/01/2021	Follow Up
Village Pizza Inc.	85	No	Jared Urban	08/17/2021	Follow Up
Visual Creations, Inc.	44	No	Edward J. Stenovitch	12/02/2021	Follow Up
Visual Creations, Inc.	44	No	Edward J. Stenovitch	06/23/2021	Follow Up
Water Works Car Wash	97	No	Michael McBurney	08/30/2021	Follow Up
Webster Street	78	No	Jared Urban	12/29/2021	Industrial Area
Webster Street	78	No	Edward J. Stenovitch	12/29/2021	Industrial Area
Western Central Falls	78	No	Edward J. Stenovitch	12/30/2021	Industrial Area
Whipped Ice Cream Parlor	71	No	Michael McBurney	12/20/2021	Follow Up
Whittet-Higgins Company	42	No	Domenic M. DiMasi	12/16/2021	Follow Up
Whittet-Higgins Company	42	No	Brian E. Steere	07/01/2021	Follow Up
Wildflour Bakery Cafe	85	No	Travis Costa	11/04/2021	Follow Up
Wildtree Holdings, LLC	81	No	Jared Urban	04/19/2021	Initial Inspection
Xelapan Bakery and Convenience	81	No	Brian E. Steere	04/09/2021	Follow Up
Zaccagnini's Pastry Shoppe	81	No	Brian E. Steere	04/09/2021	Follow Up
Zebra Technologies Corporation	42	No	Caitlyn L. Vallee	12/17/2021	Follow Up
Zebra Technologies Corporation	42	No	Caitlyn L. Vallee	06/07/2021	Follow Up
Zoll Medical Corporation	49	No	Nathan P. Daggett	12/01/2021	Follow Up
Zoll Medical Corporation	49	No	Nathan P. Daggett	04/30/2021	Follow Up

ATTACHMENT VOLUME II

SECTION 4

***EMERGENCY OR SPECIAL
INVESTIGATIONS***

***EMERGENCY OR SPECIAL
INVESTIGATIONS***

FIELD'S POINT

Field's Point 2021 Investigations

- 1/25/21 Pretreatment staff responded to a report of sewer odors in the area of 9 Parkside Drive in Johnston. The area was determined to be strictly residential. The atmosphere was monitored using a 4-gas meter and nothing unusual was detected. In addition, sewer odors were not detected. The matter was referred to the Town of Johnston.
- 2/9/21 Pretreatment staff responded to a report from NBC Engineering staff of unusual odors in the area of the CSO Odor Control System on Calverly Street in Providence. The report stated Engineering staff investigated and thought the area smelled of waffles. Pretreatment staff investigated the area and also detected the odor of waffles but did not detect sewer odors. There is a waffle restaurant located in the area.
- 7/9/21 Pretreatment staff responded to a report from Interceptor Maintenance (IM) staff stating the line on Armento Street in Johnston was backed up downstream of RI Beef & Veal. Upon arrival at the scene, Pretreatment staff met with representatives of the RI Beef & Veal who stated the basement of the facility was flooded. The company had a plumber snake their lateral connection and did not detect a blockage. The sewer line on Armento Street was inspected and the flow appeared to be flowing at an extremely slow rate down stream of the facility. At the intersection of Greenville Avenue and Armento Street the flow rate appeared to be normal. This line is owned by the Town of Johnston. IM staff contacted the town for further investigation. The NBC sewer lines were not adversely impacted.
- 7/28/21 Pretreatment staff responded to a report of a vactor truck discharging into a manhole/catch basin on the Providence Department of Public Works (DPW) property at the corner of Ernest Street and Allens Avenue. The truck was no longer on the property and there was no evidence of a discharge when Pretreatment staff arrived on the scene. The DPW Sewer Superintendent stated that storm water was pumped from catch basins located in Providence. A review of sewer and GIS maps determined catch basins on the DPW property discharge to the storm line on Ernest Street.
- 9/2/21 Pretreatment staff was notified by Field's Point Operations staff that the earthen dam on the grit pad at the plant failed due to the extremely heavy rains that occurred from Tropical Depression Ida on September 1st through 2nd. Grit was being stored on the pad at the time of the storm. The drain in the pad which discharges to the headworks of the plant was overwhelmed due to the rain. Storm water contaminated by grit flowed to the storm water system on the north side of the plant. The storm water system was discharging to the Providence River at the time of the failure due to the heavy rainfall. Once the storm stopped the berm was repaired. A plan to clean and disinfect the ground and storm water system was developed. It was decided to apply hypochlorite to the affected areas and wash it down to the storm water system. The resultant wastewater was collected at the last manhole on the storm line prior to it discharging from the property. Operations, Interceptor Maintenance and Pretreatment staff worked together to implement the plan. DEM was notified of the incident.
- 10/8/21 Pretreatment staff observed a foamy wastewater discharging to the storm water system at the Field's Point treatment plant. Upon inspection, it was noted that vehicles were being washed at the Water Quality Science Building. Staff were informed to cease washing and conduct all future vehicle washing at the area located next to the vehicle maintenance garage. The drains located in this area are directed to the headworks of the plant.

Field's Point 2021 Investigations

- 10/19/21 Pretreatment staff assisted Operations staff in responding to a hypochlorite leak that occurred on an underground transfer line behind the IFAS tanks. The Operations Manager observed hypochlorite coming up through the pavement from a broken line. The volume released was estimated to be 1,200 gallons which is above the reportable quantity. The material did not discharge to the storm water system. Interceptor Maintenance was contacted to clean-up the released hypochlorite. The line was repaired. All necessary agencies were notified.
- 11/17/21 Pretreatment staff responded to a report from the City of Providence Department of Public Works (DPW) stating grease accumulated in a sewer line in the area of Rochambeau Avenue and Hope Street. An inspection up stream of the impacted area revealed there was six facilities with the potential to impact the sewer with grease laden wastewater. All six facilities were permitted, and all were inspected. Four of the facilities were found to be in compliance with their permits as the grease removal equipment in each facility was being maintained and functioning properly and their logbooks were up-to-date. Two of the facilities were in violation of their permits. The grease removal units in both facilities were not energized in as required and when plugged in, they did not function. Both facilities were not maintaining logbooks. Notices of Violation were issued to both facilities.
- 11/18/21 Pretreatment staff responded to a report from the City of Providence Department of Public Works (DPW) stating grease accumulated in the sewer line in the DePasquale area of Atwells Avenue. An inspection upstream of the impacted area revealed three permitted facilities and two unpermitted facilities with the potential to impact the sewer system with grease laden wastewater were located in the area. All five facilities were inspected. Three of the permitted facilities were in violation of their permits. The grease removal unit in one of the facilities was not functioning. The grease removal units in the other two facilities were not energized and when plugged in did not operate. In addition, these three facilities were not maintaining logbooks. All three were issued a Notice of Violation. One unpermitted facility was properly maintaining a grease removal unit and had a logbook. The other unpermitted facility was required to install grease removal equipment. Both facilities were required to apply for and obtain Wastewater Discharge Permits.
- 12/10/21 Pretreatment staff assisted Operations staff in responding to a hypochlorite leak that occurred on an underground transfer line behind the IFAS tanks. The Operations Manager observed hypochlorite coming up through the pavement from a broken line. The volume released was estimated to be 250 gallons which is above the reportable quantity. The material did not discharge to the storm water system. Interceptor Maintenance was contacted to clean-up the released hypochlorite. The line was repaired. All necessary agencies were notified.

***EMERGENCY OR SPECIAL
INVESTIGATIONS***

BUCKLIN POINT

Bucklin Point 2021 Investigations

- 2/2/21 Pretreatment staff responded to a report from Teknor Apex Company stating there was a spill of plastic pellets from the tank farm. The company representative stated the silo for this material was overfilled. The plastic pellets were in the tank farm as well as on the street and a catch basin. Teknor Apex employees swept up the material and placed filter cloth in the catch basin. The spilled material was disposed of offsite. The sewer system was not adversely impacted.
- 3/3/21 Pretreatment staff responded to a report from Interceptor Maintenance (IM) staff of a dry weather overflow at the Bucklin Brook screening structure in Pawtucket. Upon arrival, Pretreatment staff observed numerous large chunks of grease in the structure. Subsequently, Pretreatment staff inspected the area upstream for potential sources with the capacity to discharge grease laden wastewater which would impact the Bucklin Brook structure. Immediately upstream is the Prospect Heights housing complex. Historically, the Bucklin Brook structure has been inundated with grease when sewer lines from the complex have been cleaned. The area was further investigated and was found to have a relatively low number of industrial and commercial facilities with the potential to discharge grease laden wastewater. The investigation did yield the discovery of two unpermitted facilities, a small fish market and a restaurant commissary. Based on the inspection of the area, no nearby facilities are capable of discharging enough grease laden wastewater to impact the structure in the manner observed.
- 3/3/21 Pretreatment staff responded to a report from Bucklin Point Operations staff stating the pH in East Providence Interceptor (EPI) was higher than normal. The pH was 7.5 su starting as approximately 7:30 am. The drainage area discharging to the plant via EPI was investigated. There are two significant industrial users (SIU), Interplex Engineered Products, Inc. and Aspen Aerogels Rhode Island LLC, that discharge to EPI. The pH in manholes up and down stream of Interplex was 7.7 su and 7.4 su respectively. The pH in the manhole immediately downstream of Aspen Aerogels was 6.8 su. The companies were contacted and were not experiencing any production or treatment issues. There were three other potential industrial sources. These companies were inspected and it was determined they do not conduct any operations that would cause the pH in EPI to become elevated. Pretreatment staff checked the pH in manholes receiving strictly residential wastewater. The pH in these manholes was in the same range as the manholes downstream of the industrial facilities, between 7.0 su and 7.5 su. Staff returned to the plant and the pH in EPI had begun to return to normal. The source of the elevated pH could not be determined. The treatment processes at the plant were not adversely impacted.
- 3/18/21 Pretreatment staff responded to a report from Environmental Monitoring staff stating the flow from the Blackstone Valley Interceptor (BVI) was purple in color. The color was observed at approximately 7:00 am. Pretreatment staff contacted the plant at 7:40 am and the color had stopped coming into the plant. All companies with the potential to impact the plant with color were contacted and required to submit their color logs for March 17th and 18th. A review of the logs did not indicate the source of the color. The treatment plant and receiving waters were not adversely impacted.

Bucklin Point 2021 Investigations

- 4/1/21 Pretreatment staff responded to a report from Bucklin Point Operations staff stating the pH of the influent from the Blackstone Valley Interceptor (BVI) was low (4.6 su). Staff inspected three manholes upstream of the plant, one located on the Moshassuck Valley Interceptor (MVI) at the Seekonk Syphon, one on BVI on School Street and one at the Bucklin Brook. The pH in all three manholes was normal. Staff proceeded to the plant. The pH in BVI had returned to normal. The source of the low pH could not be determined as it was of a short duration. The treatment plant was not adversely impacted.
- 4/26/21 Pretreatment staff responded to a report of a hydrochloric acid spill that occurred at Chemart Company in Lincoln. A representative of the company stated the spill occurred during a routine chemical delivery when a pump which transfers hydrochloric acid from a reserve tank to a main holding tank malfunctioned causing the tank to overflow. Approximately 100 gallons of hydrochloric acid spill into the secondary containment area. The facility was evacuated and representatives of the Lincoln Fire Department, who onsite at the time for a routine inspection, called for a HAZMAT unit. Water was used to dilute the acid and suppress any fumes. The acid / water mixture was contained in the secondary containment. The material was pumped out and shipped offsite for disposal. The sewer system was not impacted.
- 4/30/21 Pretreatment staff responded to a report of a chemical spill at Zoll, Inc. located on Narragansett Park Drive in Pawtucket. Upon arrival at the scene, representative from the company stated no spill had occurred. An employee working near a HVAC vent experienced minor respiratory distress and 911 was called as a precaution. The company indicated that while the employee was being examined a few other employees were also affected. Limited quantities of solvents were being stored onsite. There was no evidence any spills and no open floor drains in the facility. The sewer system was not impacted.
- 5/3 &
4/21 Pretreatment staff responded to a report from the City of Central Falls Department of Public Works (DPW) stating that grease had accumulated in the sewer lines in the Higginson Avenue and Lonsdale Avenue area. An investigation of the area revealed it to be primarily residential. However, there were three permitted facilities with the potential to impact the sewer with grease laden wastewater located in this area. All three facilities were inspected and were found to be in compliance with their permits as the grease removal equipment in each facility was functioning and being maintained properly. In addition, the investigation revealed that there was one unpermitted facility in this area. This facility was required to apply for and obtain a Wastewater Discharge Permit. There was another permitted restaurant downstream of the impacted area. This restaurant was inspected as well. The company was not properly maintaining its outdoor, inground grease interceptor. A Notice of Violation was issued.

Bucklin Point 2021 Investigations

- 6/10/21 Pretreatment staff responded to a report from the City of East Providence stating grease had accumulated in a city owned sewer line downstream of JCS New England Operating LLC dba Burger King on Taunton Avenue. An inspection of the facility revealed grease laden wash water surrounding roof down spouts and leading to a catch basin the parking lot of the abutting property. The inspection of the kitchen revealed the automatic grease removal unit was not operating properly and it was undersized. The general manager stated the exhaust hoods had been cleaned on June 2, 2021. It was further stated part of the cleaning activities occurred on the roof. A Notice of Violation requiring the installation of a properly sized grease removal unit and the submittal of a report detailing exhaust hood cleaning procedures including the disposal of wastewater generated from the operation was issued to the company. The NBC sewer system was not adversely impacted.
- 7/20/21 Pretreatment staff responded to a report from Bucklin Point Operations staff stating the pH of the influent from the Blackstone Valley Interceptor (BVI) was low, ~3.0 su for approximately ½ hour. Staff arrived at the plant and the pH in BVI had begun to return to normal and was 6.15 su. The pH at the Bucklin Brook and in a manhole on BVI on School Street was checked and appeared to be normal, 6.9 su and 6.75 su respectively. The plant operations were not adversely impacted.
- 8/13/21 Pretreatment staff responded to two reports from Bucklin Point Operations staff stating the pH of the influent in the Blackstone Valley Interceptor (BVI) was low. The first report stated, starting at 1:02 pm, the pH in BVI was lower than normal for approximately 45 minutes with the lowest pH reading reported at 4.2 su. Pretreatment staff checked the pH in a manhole near the Bucklin Brook and in a manhole on BVI on School Street which showed normal reading os of 7.1 su and 7.3 su respectively. The pH of the influent in the BVI at the plant was 6.9 su, indicating the pH returned to normal. The second incident of low pH was reported to have started at 3:00 pm. Pretreatment staff responded. However, the pH had returned to normal by the time staff arrived at the plant. The treatment plant was not adversely impacted from either incident.
- 10/21/21 Pretreatment staff responded to a report from Bucklin Point Operations staff stating the pH of the influent from the Blackstone Valley Interceptor (BVI) was low, 3.96 su. Pretreatment staff checked the pH in three manholes, one at the Seekonk Syphon, on the Bucklin Brook and on BVI on School Street. The pH in each of these manholes appeared normal, 7.24 su, 7.24 su and 5.96 su respectively. At this time the pH in BVI at the plant had returned to normal, 6.44 su. The source of the low pH could not be determined as it was of short duration. The treatment plant was not adversely impacted.
- 12/2/21 Pretreatment staff responded to a report stating there was a spill near Tidewater Landing in Pawtucket. DEM was onsite when staff arrived at the scene. It was stated soil was released to the Seekonk River from construction that was being performed on the site on December 1, 2021. The construction company adjusted the booming strategy to prevent future occurrences. The sewer system was not impacted.

ATTACHMENT VOLUME II

SECTION 5

***COMPLIANCE MONITORING
RESULTS FOR SIGNIFICANT
INDUSTRIAL USERS***

***COMPLIANCE MONITORING
RESULTS FOR SIGNIFICANT
INDUSTRIAL USERS***

FIELD'S POINT

COMPLIANCE MONITORING LEGEND

Parameter Legend

Cd = Cadmium

Cr = Chromium

Cu = Copper

Pb = Lead

Ni = Nickel

Ag = Silver

Zn = Zinc

CN = Cyanide

Hg = Mercury

Mo = Molybdenum

As = Arsenic

Sn = Tin

Se = Selenium

O & G = Oil and Grease

BOD = Biochemical Oxygen Demand

TSS = Total Suspended Solids

TTO = Total Toxic Organics

TRC = Total Residual Chlorine

TKN = Total Kjeldahl Nitrogen

Sample Legend

C = Composite Sample

G = Grab Sample

CDF = Concentrated Discharge Formula

**Compliance Monitoring Results for Significant Industrial Users
Field's Point - 2021**

Company Name	Sample Location	Sample Date	Received Date	NBC Sample	Type	Flow	Volume	GDF	As	Cd	Cr	Cu	Pb	Ni	Hg	Ag	Zn	CN	CN-EPA	Violation
A & F Plating Company	1	2/18/2021	3/29/2021	No	C	550	0	No				0.315		0.546				0.022		No
A & F Plating Company	1	3/30/2021	5/4/2021	Yes	C	426	0	No		0.015	0.075	0.098	0.075	0.1		0.05	0.06	0.009		No
A & F Plating Company	1	4/27/2021	5/28/2021	No	C	210	0	No		0.01	0.02	0.802	0.02	0.272		0.01	0.08	0.02		No
A & F Plating Company	1	6/23/2021	7/20/2021	No	C	900	0	No				0.864		0.199				0.005		No
A & F Plating Company	1	8/24/2021	9/30/2021	No	C	1000	0	No				0.613		0.164				0.006		No
A & F Plating Company	1	9/7/2021	9/8/2021	Yes	C	800	0	No		0.015	0.075	0.224	0.075	0.08		0.025	0.06	0.006		No
A & F Plating Company	1	10/20/2021	11/30/2021	No	C	810	0	No		0.01	0.02	0.463	0.02	0.262		0.01	0.074	0.005		No
A & F Plating Company	1	12/15/2021	1/28/2022	No	C	700	0	No				0.745		0.314				0.015		No
Alloy Holdings, LLC	1	4/29/2021	5/11/2021	No	C	1653	0	No		0.01	0.02	0.02	0.02	0.05		0.01	0.072			No
Alloy Holdings, LLC	1	5/13/2021	5/14/2021	Yes	C	6811	0	No		0.015	0.075	0.02	0.075	0.05		0.025	0.06			No
Alloy Holdings, LLC	1	10/12/2021	10/13/2021	Yes	C	0	1	No		0.015	0.075	0.02	0.075	0.05		0.025	1.644			No
Alloy Holdings, LLC	1	10/29/2021	11/15/2021	No	C	273	0	No		0.01	0.02	0.02	0.02	0.05		0.01	0.055			No
Alloy Holdings, LLC	2	4/29/2021	5/11/2021	No	C	1653	0	No		0.01	0.02	0.02	0.02	0.05		0.01	0.05			No
Alloy Holdings, LLC	2	10/29/2021	11/15/2021	No	C	273	0	No		0.01	0.02	0.02	0.02	0.05		0.01	0.05			No
Armbrust International, Ltd.	1	1/12/2021	1/13/2021	Yes	C	2395	0	No		0.015	0.075	0.672	0.075	0.404		0.935	0.47	0.068		Yes
Armbrust International, Ltd.	1	1/14/2021	2/4/2021	No	C	2244	0	No				0.04		0.068		0.01	0.072	0.02		No
Armbrust International, Ltd.	1	1/28/2021	2/17/2021	No	C	0	0	No								0.05				No
Armbrust International, Ltd.	1	2/4/2021	2/17/2021	No	C	0	0	No								0.013				No
Armbrust International, Ltd.	1	2/11/2021	3/2/2021	No	C	2469	0	No				0.039		0.05		0.01	0.087	0.02		No
Armbrust International, Ltd.	1	3/2/2021	3/3/2021	Yes	C	1722	0	No		0.015	0.075	0.093	0.075	0.201		0.074	0.163	0.012		No
Armbrust International, Ltd.	1	3/9/2021	4/6/2021	No	C	2244	0	No				0.111		0.173		0.037	0.226	0.033		No
Armbrust International, Ltd.	1	4/6/2021	5/4/2021	No	C	2169	0	No		0.01	0.02	0.143	0.02	0.066		0.016	0.145	0.02		No
Armbrust International, Ltd.	1	5/5/2021	6/1/2021	No	C	2543	0	No				0.084		0.235		0.01	0.152	0.02		No
Armbrust International, Ltd.	1	6/23/2021	7/7/2021	No	C	3067	0	No				0.05		0.05		0.01	0.078	0.005		No
Armbrust International, Ltd.	1	7/22/2021	8/10/2021	No	C	2169	0	No				0.091		0.176		0.018	0.238	0.005		No
Armbrust International, Ltd.	1	8/5/2021	9/2/2021	No	C	1496	0	No				0.217		0.404		0.086	0.337	0.016		No
Armbrust International, Ltd.	1	9/1/2021	10/5/2021	No	C	2393	0	No				0.063		0.05		0.016	0.177	0.006		No
Armbrust International, Ltd.	1	9/16/2021	9/17/2021	Yes	C	1198	0	No		0.015	0.075	0.314	0.075	0.085		0.035	0.187	0.009		No
Armbrust International, Ltd.	1	10/13/2021	11/2/2021	No	C	2543	0	No		0.01	0.02	0.072	0.02	0.235		0.021	0.265	0.01		No
Armbrust International, Ltd.	1	11/17/2021	12/7/2021	No	C	2468	0	No				0.087		0.05		0.016	0.125	0.014		No
Armbrust International, Ltd.	1	12/17/2021	1/4/2022	No	C	2095	0	No				0.19		0.13		0.027	0.187	0.005		No
Contract Specialties, Inc.	1	3/16/2021	3/17/2021	Yes	C	3144	0	No		0.015	0.075	0.035	0.075	0.05		0.025	0.06	0.004		No
Contract Specialties, Inc.	1	4/7/2021	4/21/2021	No	C	4675	0	No		0.01	0.02	0.426	0.02	0.05		0.01	0.056	0.02		No
Contract Specialties, Inc.	1	6/2/2021	6/25/2021	No	C	4197	0	No				0.126		0.05				0.005		No
Contract Specialties, Inc.	1	7/21/2021	8/4/2021	No	C	4129	0	No				0.026		0.05				0.005		No
Contract Specialties, Inc.	1	7/28/2021	8/10/2021	No	C	4234	0	No				0.238		0.05				0.005		No
Contract Specialties, Inc.	1	8/5/2021	8/17/2021	No	C	4085	0	No				0.184		0.05				0.005		No
Contract Specialties, Inc.	1	9/21/2021	9/22/2021	Yes	C	3660	0	No	0.01	0.015	0.075	0.334	0.075	0.05		0.025	0.079	0.004		No
Contract Specialties, Inc.	1	10/4/2021	10/14/2021	No	C	3890	0	No		0.01	0.02	1.1	0.02	0.05		0.01	0.164	0.005		No
Contract Specialties, Inc.	1	12/6/2021	12/15/2021	No	C	3718	0	No				1.15		0.05				0.005		No
DiFruscia Industries, Inc.	1	1/28/2021	3/1/2021	No	C	9350	0	No			0.053	0.362	0.005	0.264			1.33			No
DiFruscia Industries, Inc.	1	2/12/2021	3/1/2021	No	C	8528	0	No										0.004		No
DiFruscia Industries, Inc.	1	2/17/2021	3/1/2021	No	C	5386	0	No			0.003	0.072	0.005	0.115			0.11	0.004		No
DiFruscia Industries, Inc.	1	3/23/2021	3/24/2021	Yes	C	2246	0	No		0.015	0.075	0.02	0.075	0.05		0.025	0.56	0.004		No
DiFruscia Industries, Inc.	1	3/30/2021	4/28/2021	No	C	9425	0	No			0.043	0.022	0.005	0.036			0.762	0.004		No
DiFruscia Industries, Inc.	1	4/28/2021	5/25/2021	No	C	4338	0	No		0.001	0.131	0.04	0.005	0.104		0.002	0.859	0.019		No
DiFruscia Industries, Inc.	1	5/4/2021	6/21/2021	No	C	8976	0	No			0.24	1.62	0.005	0.859			2.26	0.004		Yes

**Compliance Monitoring Results for Significant Industrial Users
Field's Point - 2021**

Company Name	Sample Location	Sample Date	Received Date	NBC Sample	Type	Flow	Volume	GDF	As	Cd	Cr	Cu	Pb	Ni	Hg	Ag	Zn	CN	CN-EPA	Violation
DiFruscia Industries, Inc.	1	6/8/2021	8/10/2021	No	C	14736	0	No			0.018	0.251	0.005	0.739			0.462	0.012		No
DiFruscia Industries, Inc.	1	6/28/2021	9/8/2021	No	C	7159	0	No				0.136								No
DiFruscia Industries, Inc.	1	7/6/2021	9/8/2021	No	C	7780	0	No				0.073								No
DiFruscia Industries, Inc.	1	7/12/2021	9/8/2021	No	C	9350	0	No				0.113								No
DiFruscia Industries, Inc.	1	7/19/2021	9/8/2021	No	C	10547	0	No				0.16								No
DiFruscia Industries, Inc.	1	7/27/2021	9/9/2021	No	C	21692	0	No			0.003	0.05	0.008	0.016			0.078	0.002		No
DiFruscia Industries, Inc.	1	8/16/2021	9/8/2021	No	C	9650	0	No			0.037	0.138	0.005	0.646			0.869	0.002		No
DiFruscia Industries, Inc.	1	9/14/2021	9/15/2021	Yes	C	4042	0	No		0.015	0.075	0.053	0.075	0.36		0.025	0.416	0.01		No
DiFruscia Industries, Inc.	1	9/24/2021	10/29/2021	No	C	9650	0	No			0.003	0.015	0.005	0.011			0.139	0.002		No
DiFruscia Industries, Inc.	1	10/27/2021	12/2/2021	No	C	5084	0	No		0.001	0.027	0.019	0.005	0.097		0.003	0.87	0.002		No
DiFruscia Industries, Inc.	1	11/4/2021	12/3/2021	No	C	10846	0	No			0.037	0.024	0.006	0.096			1.03	0.002		No
DiFruscia Industries, Inc.	1	12/21/2021	1/14/2022	No	C	8976	0	No			0.016	0.028	0.005	0.142			0.213	0.016		No
DiFruscia Industries, Inc.	2	2/12/2021	3/1/2021	No	C	8528	0	No											0.004	No
DiFruscia Industries, Inc.	2	2/17/2021	3/1/2021	No	C	5386	0	No											0.004	No
DiFruscia Industries, Inc.	2	3/30/2021	4/29/2021	No	C	9425	0	No											0.004	No
DiFruscia Industries, Inc.	2	4/28/2021	5/25/2021	No	C	4338	0	No											0.024	No
DiFruscia Industries, Inc.	2	5/5/2021	6/21/2021	No	C	8976	0	No											0.044	No
DiFruscia Industries, Inc.	2	6/8/2021	8/10/2021	No	C	14736	0	No											0.002	No
DiFruscia Industries, Inc.	2	7/27/2021	9/9/2021	No	C	21692	0	No											0.002	No
DiFruscia Industries, Inc.	2	8/16/2021	9/8/2021	No	C	9650	0	No											0.002	No
DiFruscia Industries, Inc.	2	9/24/2021	10/29/2021	No	C	9650	0	No											0.011	No
DiFruscia Industries, Inc.	2	10/27/2021	12/2/2021	No	C	5084	0	No											0.002	No
DiFruscia Industries, Inc.	2	11/4/2021	12/3/2021	No	C	10846	0	No											0.002	No
DiFruscia Industries, Inc.	2	12/21/2021	1/14/2022	No	C	8976	0	No											0.019	No
E&M Enterprises, Ltd.	1	2/3/2021	2/4/2021	Yes	C	3510	0	No		0.015	0.075	0.258	0.075	0.205		0.025	0.06	0.124		No
E&M Enterprises, Ltd.	1	2/10/2021	2/22/2021	No	C	3478	0	No				0.222		0.411			0.05	0.039		No
E&M Enterprises, Ltd.	1	4/7/2021	4/19/2021	No	C	2797	0	No		0.01	0.02	0.287	0.02	0.559		0.012	0.05	0.127		No
E&M Enterprises, Ltd.	1	6/10/2021	6/30/2021	No	C	2924	0	No				0.077		0.13			0.05	0.068		No
E&M Enterprises, Ltd.	1	8/4/2021	9/2/2021	No	C	2992	0	No				0.347		0.257			0.05	0.021		No
E&M Enterprises, Ltd.	1	9/20/2021	9/21/2021	Yes	C	4200	0	No		0.015	0.075	0.248	0.075	0.463		0.025	0.06	0.102		No
E&M Enterprises, Ltd.	1	10/14/2021	10/27/2021	No	C	407	0	No		0.01	0.02	0.458	0.02	0.496		0.01	0.05	0.11		No
E&M Enterprises, Ltd.	1	12/2/2021	12/15/2021	No	C	2087	0	No				0.039		0.161			0.05	0.009		No
E&M Enterprises, Ltd.	2	4/7/2021	4/19/2021	No	C	0	1	Yes											0	No
Electrolizing, Inc.	1	1/8/2021	1/19/2021	No	C	5311	0	No			0.6			0.05			1.18	0.02		No
Electrolizing, Inc.	1	1/26/2021	1/27/2021	Yes	C	4940	0	No		0.015	0.198	0.02	0.075	0.05		0.025	0.789	0.004		No
Electrolizing, Inc.	1	2/22/2021	3/5/2021	No	C	7555	0	No			0.13			0.005			0.563	0.023		No
Electrolizing, Inc.	1	4/21/2021	5/5/2021	No	C	4488	0	No		0.01	0.195	0.02	0.02	0.05		0.01	0.9	0.02		No
Electrolizing, Inc.	1	6/18/2021	6/30/2021	No	C	5385	0	No			0.264			0.05			1.18	0.005		No
Electrolizing, Inc.	1	8/26/2021	8/27/2021	Yes	C	1871	0	No		0.015	1.035	0.392	0.079	0.05		0.025	4.08	0.004		Yes
Electrolizing, Inc.	1	8/27/2021	9/13/2021	No	C	5984	0	No			0.252			0.05			1.03	0.009		No
Electrolizing, Inc.	1	9/24/2021	10/25/2021	No	C	4413	0	No									0.572			No
Electrolizing, Inc.	1	9/30/2021	10/25/2021	No	C	5760	0	No									1.38			No
Electrolizing, Inc.	1	10/5/2021	10/25/2021	No	C	4413	0	No									2.38			No
Electrolizing, Inc.	1	10/12/2021	10/25/2021	No	C	4637	0	No									1.68			No
Electrolizing, Inc.	1	10/29/2021	11/10/2021	No	C	6059	0	No		0.01	0.532	0.076	0.025	0.05		0.01	0.866	0.005		No
Electrolizing, Inc.	1	11/9/2021	11/10/2021	Yes	C	3069	0	No		0.015	0.403	0.083	0.075	0.05		0.025	1.349	0.004		No
Electrolizing, Inc.	1	12/28/2021	1/10/2022	No	C	5834	0	No			0.279			0.05			0.645	0.005		No

**Compliance Monitoring Results for Significant Industrial Users
Field's Point - 2021**

Company Name	Sample Location	Sample Date	Received Date	NBC Sample	Type	Flow	Volume	GDF	As	Cd	Cr	Cu	Pb	Ni	Hg	Ag	Zn	CN	CN-EPA	Violation
Electrolizing, Inc.	2	4/21/2021	5/5/2021	No	G	4488	30	Yes			4.52			0.05			0.141			No
Electrolizing, Inc.	2	10/29/2021	11/10/2021	No	G	6059	30	Yes			2.14			0.05			0.131			No
G. Tanury Plating Company	1	1/25/2021	2/5/2021	No	C	44693	0	No				0.307		0.095		0.01	0.05	0.289		No
G. Tanury Plating Company	1	2/3/2021	2/4/2021	Yes	C	22380	0	No		0.015	0.075	1.354	0.075	0.647		0.025	0.151	1.75		Yes
G. Tanury Plating Company	1	2/22/2021	3/8/2021	No	C	43945	0	No				0.589		4.95		0.01	0.255	0.02		Yes
G. Tanury Plating Company	1	3/4/2021	4/9/2021	No	C	45000	0	No				0.387		0.075				0.02		No
G. Tanury Plating Company	1	3/9/2021	3/10/2021	Yes	C	31811	0	No		0.015	0.075	1.436	0.075	0.631		0.025	0.307	0.004		Yes
G. Tanury Plating Company	1	3/11/2021	4/9/2021	No	C	45000	0	No				0.342		0.071				0.02		No
G. Tanury Plating Company	1	3/18/2021	4/9/2021	No	C	45000	0	No				0.131		0.067				0.02		No
G. Tanury Plating Company	1	3/24/2021	4/9/2021	No	C	41776	0	No				0.187		0.168		0.01	0.05	0.02		No
G. Tanury Plating Company	1	4/5/2021	5/7/2021	No	C	40000	0	No				0.162								No
G. Tanury Plating Company	1	4/12/2021	5/7/2021	No	C	40000	0	No				0.142								No
G. Tanury Plating Company	1	4/19/2021	5/7/2021	No	C	40000	0	No				0.127								No
G. Tanury Plating Company	1	4/26/2021	5/7/2021	No	C	43945	0	No				0.041	0.02	0.05		0.01	0.05	0.02		No
G. Tanury Plating Company	1	5/25/2021	6/7/2021	No	C	43945	0	No				0.109		0.08		0.01	0.05	0.005		No
G. Tanury Plating Company	1	6/22/2021	7/26/2021	No	C	44095	0	No				0.172		0.051		0.01	0.05	0.005		No
G. Tanury Plating Company	1	7/26/2021	8/12/2021	No	C	43945	0	No				0.135		0.122		0.01	0.05	0.005		No
G. Tanury Plating Company	1	8/5/2021	8/6/2021	Yes	C	35928	0	No		0.015	0.075	1.004	0.075	0.58		0.025	0.08	0.07		No
G. Tanury Plating Company	2	1/25/2021	2/5/2021	No	C	44693	0	No											0.208	No
G. Tanury Plating Company	2	2/22/2021	3/8/2021	No	C	43945	0	No											0.02	No
G. Tanury Plating Company	2	3/24/2021	4/9/2021	No	C	41776	0	No											0.02	No
G. Tanury Plating Company	2	4/26/2021	5/7/2021	No	C	43945	0	No											0.02	No
G. Tanury Plating Company	2	5/25/2021	6/7/2021	No	C	43945	0	No											0.005	No
G. Tanury Plating Company	2	6/22/2021	7/26/2021	No	C	44095	0	No											0.005	No
G. Tanury Plating Company	2	7/26/2021	8/12/2021	No	C	43945	0	No											0.005	No
G. Tanury Plating Company	3	1/25/2021	2/5/2021	No	G	44693	225	Yes				0.458	0.02	0.05			0.05			No
G. Tanury Plating Company	4	2/22/2021	3/8/2021	No	G	43945	60	Yes				43.2	0.2	26.3			0.5			No
G. Tanury Plating Company	5	2/22/2021	3/8/2021	No	G	43945	40	Yes				0.063	0.02	0.52			0.05			No
G. Tanury Plating Company	6	3/24/2021	4/9/2021	No	G	41776	18	Yes				6.32	0.2	6.78			1.9			No
G. Tanury Plating Company	7	4/26/2021	5/7/2021	No	G	43945	25	Yes				1.18	0.02	0.327			0.05			No
G. Tanury Plating Company	8	4/26/2021	5/7/2021	No	G	43945	50	Yes				0.02	0.02	0.05			0.05			No
G. Tanury Plating Company	9	5/25/2021	6/7/2021	No	G	43945	70	Yes				0.088	0.02	0.094			0.05			No
G. Tanury Plating Company	10	5/25/2021	6/7/2021	No	G	43945	70	Yes				20.1	0.283	4.12			1.94			No
G. Tanury Plating Company	11	6/22/2021	7/26/2021	No	G	44095	80	Yes				0.02	0.02	0.05			0.05			No
G. Tanury Plating Company	12	6/22/2021	7/26/2021	No	G	44095	50	Yes				0.02	0.02	0.057			0.05			No
G. Tanury Plating Company	13	7/26/2021	8/12/2021	No	G	43945	176	Yes				2.35	0.2	4.72			0.603			No
Ideal Plating & Polishing Co., Inc.	1	2/9/2021	2/22/2021	No	C	210	0	No			0.126	0.172		0.271			0.086	0.087		No
Ideal Plating & Polishing Co., Inc.	1	4/5/2021	4/20/2021	No	C	202	0	No		0.01	0.04	0.145	0.02	0.195		0.01	0.093	0.02		No
Ideal Plating & Polishing Co., Inc.	1	6/8/2021	7/30/2021	No	C	268	0	No			0.149	0.215		0.37			0.122	0.021		No
Ideal Plating & Polishing Co., Inc.	1	6/14/2021	6/15/2021	Yes	C	2919	0	No		0.017	0.084	0.467	0.075	0.382		0.025	0.198	0.004		No
Ideal Plating & Polishing Co., Inc.	1	8/3/2021	8/13/2021	No	C	209	0	No			0.081	0.464		0.281			0.191	0.025		No
Ideal Plating & Polishing Co., Inc.	1	10/4/2021	10/18/2021	No	C	2250	0	No		0.01	0.02	0.218	0.024	0.161		0.01	0.116	0.009		No
Ideal Plating & Polishing Co., Inc.	1	10/5/2021	10/29/2021	Yes	C	2020	0	No		0.015	0.08	0.252	0.075	0.199		0.025	0.109	0.052		No
Ideal Plating & Polishing Co., Inc.	1	12/6/2021	12/27/2021	No	C	217	0	No			0.031	0.271		0.207			0.153	0.126		No
Induplicate LLC	1	1/6/2021	1/7/2021	Yes	C	15591	0	No		0.015	0.075	0.038	0.075	0.058		0.025	0.072	0.004		No
Induplicate LLC	1	1/19/2021	3/1/2021	No	C	64381	0	No			0.02	0.02		0.05			0.05	0.02		No
Induplicate LLC	1	2/22/2021	3/29/2021	No	C	36100	0	No			0.02	0.02		0.05			0.05	0.02		No

**Compliance Monitoring Results for Significant Industrial Users
Field's Point - 2021**

Company Name	Sample Location	Sample Date	Received Date	NBC Sample	Type	Flow	Volume	GDF	As	Cd	Cr	Cu	Pb	Ni	Hg	Ag	Zn	CN	CN-EPA	Violation
Induplate LLC	1	3/17/2021	4/29/2021	No	C	65053	0	No			0.02	0.038		0.05			0.076	0.02		No
Induplate LLC	1	4/7/2021	5/28/2021	No	C	63500	0	No		0.01	0.109	0.029	0.02	0.377		0.01	0.05	0.02		No
Induplate LLC	1	5/17/2021	6/29/2021	No	C	63577	0	No			0.048	0.042		0.214			0.131	0.005		No
Induplate LLC	1	6/10/2021	7/29/2021	No	C	61575	0	No			0.02	0.02		0.05			0.05	0.005		No
Induplate LLC	1	7/16/2021	8/26/2021	No	C	63062	0	No			0.02	0.02		0.05			0.05	0.005		No
Induplate LLC	1	8/5/2021	9/28/2021	No	C	59539	0	No			0.02	0.02		0.05			0.05			No
Induplate LLC	1	9/14/2021	10/28/2021	No	C	68652	0	No			0.054	0.031		0.212			0.063	0.005		No
Induplate LLC	1	9/23/2021	9/24/2021	Yes	C	11151	0	No		0.015	0.075	0.061	0.075	0.243		0.025	0.111	0.004		No
Induplate LLC	1	10/18/2021	11/29/2021	No	C	64507	0	No		0.01	0.02	0.02	0.02	0.05		0.01	0.05	0.005		No
Induplate LLC	1	11/23/2021	12/27/2021	No	C	67517	0	No			0.02	0.033		0.05			0.05	0.005		No
Induplate LLC	1	12/15/2021	1/27/2022	No	C	69097	0	No		0.02		0.071		0.05			0.05			No
Induplate LLC	2	1/19/2021	3/1/2021	No	G	64381	800	Yes			0.02	0.02		0.05			0.05			No
Induplate LLC	2	3/17/2021	4/29/2021	No	G	65053	800	Yes			0.02	0.02		0.309			0.05			No
Induplate LLC	2	5/17/2021	6/29/2021	No	G	63577	800	Yes			0.02	0.02		0.05			0.05			No
Induplate LLC	2	7/16/2021	8/26/2021	No	G	63062	800	Yes			0.02	0.026		0.05			0.05			No
Induplate LLC	2	9/14/2021	10/28/2021	No	G	68652	800	Yes			0.02	0.02		0.05			0.05			No
Induplate LLC	2	11/23/2021	12/27/2021	No	G	67517	800	Yes			0.02	0.035		0.05			0.089			No
Induplate LLC	3	2/22/2021	3/29/2021	No	G	36100	150	Yes										0.02		No
Induplate LLC	3	4/7/2021	5/28/2021	No	G	63500	150	Yes										0.02		No
Induplate LLC	3	6/10/2021	7/29/2021	No	G	26675	150	Yes										0.005		No
Induplate LLC	3	8/5/2021	9/28/2021	No	G	59539	150	Yes										0.015		No
Induplate LLC	3	10/18/2021	11/29/2021	No	G	64507	150	Yes										0.005		No
Induplate LLC	3	12/15/2021	1/27/2022	No	C	68097	150	Yes										0.005		No
International Chromium Plating Company, Inc.	1	2/4/2021	3/29/2021	No	C	135	0	No			0.104	0.02		0.05			0.05	0.033		No
International Chromium Plating Company, Inc.	1	4/7/2021	5/26/2021	No	C	255	0	No		0.01	0.242	0.02	0.02	0.05		0.01	0.05	0.056		No
International Chromium Plating Company, Inc.	1	5/6/2021	5/7/2021	Yes	C	1422	0	No		0.015	0.312	0.031	0.075	0.05		0.025	0.06	0.079		No
International Chromium Plating Company, Inc.	1	6/24/2021	7/28/2021	No	C	134	0	No			0.079	0.02		0.05			0.05	0.005		No
International Chromium Plating Company, Inc.	1	8/3/2021	9/27/2021	No	C	127	0	No			0.02	0.02		0.05			0.05	0.005		No
International Chromium Plating Company, Inc.	1	9/30/2021	10/1/2021	Yes	C	1871	0	No		0.015	0.233	0.071	0.075	0.05		0.025	0.06	0.007		No
International Chromium Plating Company, Inc.	1	10/14/2021	11/29/2021	No	C	50	0	No		0.01	0.02	0.02	0.02	0.05		0.01	0.05	0.023		No
International Chromium Plating Company, Inc.	1	12/16/2021	1/27/2022	No	C	292	0	No			0.02	0.02		0.05			0.05	0.033		No
International Chromium Plating Company, Inc.	2	4/14/2021	5/26/2021	No	G	1200	1200	Yes			1.58	0.066		0.055			0.336	0.283		No
International Chromium Plating Company, Inc.	2	6/17/2021	7/28/2021	No	G	135	135	Yes			0.435	0.084		0.497			0.383	0.005		No
International Chromium Plating Company, Inc.	2	8/26/2021	9/27/2021	No	G	187	1000	Yes			0.103	0.02		0.05			0.083	0.005		No
International Chromium Plating Company, Inc.	2	12/2/2021	1/27/2022	No	G	292	1200	Yes			0.16	0.02		0.05			0.05	0.066		No
International Insignia Corporation	1	1/12/2021	1/13/2021	Yes	C	3185	0	No		0.015	0.075	0.31	0.075	0.491		0.025	0.077	0.009		No
International Insignia Corporation	1	2/11/2021	2/23/2021	No	C	5984	0	No				0.163	0.02	0.359				0.02		No
International Insignia Corporation	1	4/6/2021	4/15/2021	No	C	5984	0	No		0.01	0.02	0.249	0.02	0.39		0.01	0.083	0.02		No
International Insignia Corporation	1	6/8/2021	6/18/2021	No	C	5780	0	No				0.196	0.02	0.361				0.005		No
International Insignia Corporation	1	8/5/2021	8/17/2021	No	C	5835	0	No				0.489	0.02	1.03				0.015		No
International Insignia Corporation	1	8/16/2021	8/18/2021	Yes	C	5605	0	No		0.015	0.075	0.384	0.075	0.362		0.025	0.091	0.004		No
International Insignia Corporation	1	10/5/2021	10/18/2021	No	C	52917	0	No		0.01	0.02	0.525	0.02	0.651		0.01	0.211	0.005		No
International Insignia Corporation	1	12/7/2021	12/17/2021	No	C	7513	0	No				0.468	0.02					0.653		No
International Insignia Corporation	2	2/11/2021	2/23/2021	No	G	5984	75	Yes				8.44	0.056	2.44			2.25			No
International Insignia Corporation	2	6/8/2021	6/18/2021	No	G	5780	75	Yes				6.81	0.397	1.4			1.52			No
International Insignia Corporation	2	10/5/2021	10/18/2021	No	G	52917	75	Yes				76.2	0.866	21.9			21.5			No
International Insignia Corporation	3	4/6/2021	4/15/2021	No	G	5984	15	Yes				0.229	0.02	4.05			0.35			No

**Compliance Monitoring Results for Significant Industrial Users
Field's Point - 2021**

Company Name	Sample Location	Sample Date	Received Date	NBC Sample	Type	Flow	Volume	CDF	As	Cd	Cr	Cu	Pb	Ni	Hg	Ag	Zn	CN	CN-EPA	Violation
International Insignia Corporation	3	10/5/2021	10/18/2021	No	G	52917	15	Yes				0.707	0.047	11.5			1.21			No
Ira Green, Inc.	1	1/11/2021	2/18/2021	No	C	30600	0	No				0.02		0.007				0.01		No
Ira Green, Inc.	1	2/10/2021	3/26/2021	No	C	28700	0	No				0.02		0.012				0.01		No
Ira Green, Inc.	1	3/1/2021	4/27/2021	No	C	30800	0	No				0.076		0.037				0.01		No
Ira Green, Inc.	1	4/2/2021	5/25/2021	No	C	25200	0	No		0.004	0.005	0.02	0.005	0.006		0.005	0.02	0.01		No
Ira Green, Inc.	1	4/27/2021	4/28/2021	Yes	C	20500	0	No		0.015	0.075	0.072	0.075	0.05		0.025	0.06	0.004		No
Ira Green, Inc.	1	5/3/2021	6/28/2021	No	C	31300	0	No				0.02		0.007				0.01		No
Ira Green, Inc.	1	6/8/2021	7/26/2021	No	C	30300	0	No				0.046		0.013				0.01		No
Ira Green, Inc.	1	7/6/2021	8/27/2021	No	C	30200	0	No				0.156		0.016				0.01		No
Ira Green, Inc.	1	8/4/2021	9/27/2021	No	C	29800	0	No				0.16		0.03				0.01		No
Ira Green, Inc.	1	9/1/2021	10/28/2021	No	C	31000	0	No				0.02		0.005				0.01		No
Ira Green, Inc.	1	10/4/2021	11/19/2021	No	C	34200	0	No		0.004	0.005	0.029	0.005	0.014		0.005	0.054	0.01		No
Ira Green, Inc.	1	10/14/2021	10/15/2021	Yes	C	21900	0	No		0.015	0.075	0.281	0.075	0.05		0.025	0.06	0.004		No
Ira Green, Inc.	1	11/2/2021	12/23/2021	No	C	32600	0	No				0.02		0.006				0.01		No
Ira Green, Inc.	1	12/6/2021	1/27/2022	No	C	36600	0	No				0.02		0.011				0.01		No
Ira Green, Inc.	2	1/11/2021	2/18/2021	No	G	30600	800	Yes				0.547	0.006	0.091			1			No
Ira Green, Inc.	2	3/1/2021	4/27/2021	No	G	30800	800	Yes				1.39	0.006	0.414			2.26			No
Ira Green, Inc.	2	5/3/2021	6/28/2021	No	G	31300	800	Yes				3	0.027	0.02			0.641			No
Ira Green, Inc.	2	7/6/2021	8/27/2021	No	G	30200	800	Yes				7.88	0.01	0.084			1.48			No
Ira Green, Inc.	2	9/1/2021	10/28/2021	No	G	31000	800	Yes				2.19	0.008	0.021			0.493			No
Ira Green, Inc.	2	11/2/2021	12/23/2021	No	G	32600	900	Yes				1.32	0.006	0.069			0.573			No
Ira Green, Inc.	3	2/10/2021	3/26/2021	No	G	28700	400	Yes				0.033							3.82	Yes
Ira Green, Inc.	3	3/5/2021	3/26/2021	No	G	29800	400	Yes											0.01	No
Ira Green, Inc.	3	3/9/2021	3/26/2021	No	G	30100	400	Yes											0.01	No
Ira Green, Inc.	3	3/11/2021	3/26/2021	No	G	28400	400	Yes											0.01	No
Ira Green, Inc.	3	3/15/2021	3/26/2021	No	G	30200	400	Yes											0.01	No
Ira Green, Inc.	3	4/2/2021	5/25/2021	No	G	25200	400	Yes				0.025							0.01	No
Ira Green, Inc.	3	6/8/2021	7/26/2021	No	G	30300	400	Yes				0.033							0.01	No
Ira Green, Inc.	3	8/4/2021	9/27/2021	No	G	29800	400	Yes				0.02							0.01	No
Ira Green, Inc.	3	10/4/2021	11/19/2021	No	G	34200	400	Yes				0.081							0.01	No
Ira Green, Inc.	3	12/6/2021	1/27/2022	No	G	36600	400	Yes				0.02							0.635	No
Ira Green, Inc.	4	1/11/2021	2/18/2021	No	G	30600	300	Yes				0.646	0.005	0.018			0.363			No
Ira Green, Inc.	4	3/1/2021	4/27/2021	No	G	30800	300	Yes				0.838	0.005	0.313			0.245			No
Ira Green, Inc.	4	5/3/2021	6/28/2021	No	G	31300	300	Yes				0.59	0.005	4.83			1.9			No
Ira Green, Inc.	4	7/6/2021	8/27/2021	No	G	30200	300	Yes				0.02	0.005	0.18			0.177			No
Ira Green, Inc.	4	9/1/2021	10/28/2021	No	G	31000	300	Yes				0.03	0.005	0.054			0.125			No
Ira Green, Inc.	4	11/2/2021	12/23/2021	No	G	32600	300	Yes				1.11	0.005	0.392			0.51			No
Ira Green, Inc.	5	2/10/2021	3/26/2021	No	G	28700	300	Yes				0.128	0.005	15.2			32.6			No
Ira Green, Inc.	5	4/2/2021	5/25/2021	No	G	25200	300	Yes				0.686	0.005	7.98			12			No
Ira Green, Inc.	5	6/8/2021	7/26/2021	No	G	30300	300	Yes				0.397	0.005	2.75			5.52			No
Ira Green, Inc.	5	8/4/2021	9/27/2021	No	G	29800	300	Yes				0.04	0.005	5.05			16.8			No
Ira Green, Inc.	5	10/4/2021	11/19/2021	No	G	34200	300	Yes				0.02	0.005	0.433			3.95			No
Ira Green, Inc.	5	12/6/2021	1/27/2022	No	G	36600	300	Yes				0.035	0.005	1.52			3.77			No
Mahr, Inc.	1	2/3/2021	2/15/2021	No	C	1346	0	No			0.4	0.02		0.005			0.02			No
Mahr, Inc.	1	4/5/2021	4/13/2021	No	C	1268	0	No		0.004	0.547	0.045	0.008	0.005		0.005	0.027	0.044		No
Mahr, Inc.	1	6/17/2021	6/18/2021	Yes	C	3083	0	No		0.015	0.502	0.226	0.075	0.05		0.025	0.111	0.004		No
Mahr, Inc.	1	6/23/2021	7/1/2021	No	C	1391	0	No				0.304	0.043				0.073			No

**Compliance Monitoring Results for Significant Industrial Users
Field's Point - 2021**

Company Name	Sample Location	Sample Date	Received Date	NBC Sample	Type	Flow	Volume	GDF	As	Cd	Cr	Cu	Pb	Ni	Hg	Ag	Zn	CN	CN-EPA	Violation
Mahr, Inc.	1	8/24/2021	9/7/2021	No	C	912	0	No			0.215	0.05		0.005			0.039			No
Mahr, Inc.	1	10/7/2021	10/8/2021	Yes	C	1796	0	No		0.015	0.282	0.021	0.075	0.05		0.025	0.06	0.004		No
Mahr, Inc.	1	10/7/2021	10/19/2021	No	C	927	0	No		0.004	0.247	0.02	0.005	0.006		0.005	0.042	0.01		No
Mahr, Inc.	1	12/2/2021	12/13/2021	No	C	770	0	No			0.346	0.026		0.005			0.026			No
Manchester Street, LLC	1	1/15/2021	2/3/2021	No	C	89485	0	No				0.02	0.02				0.05			No
Manchester Street, LLC	1	2/16/2021	2/17/2021	Yes	C	95940	0	No		0.015	0.075	0.02	0.075	0.05		0.025	0.069			No
Manchester Street, LLC	1	2/16/2021	3/4/2021	No	C	95940	0	No				0.02	0.02				0.073			No
Manchester Street, LLC	1	3/16/2021	4/6/2021	No	C	97090	0	No				0.02	0.02				0.05			No
Manchester Street, LLC	1	4/22/2021	5/11/2021	No	C	85040	0	No		0.01	0.02	0.02	0.02	0.05		0.01	0.05			No
Manchester Street, LLC	1	5/25/2021	6/10/2021	No	C	67765	0	No				0.02	0.02				0.062			No
Manchester Street, LLC	1	6/16/2021	7/22/2021	No	C	94410	0	No				0.03	0.02				0.06			No
Manchester Street, LLC	1	7/9/2021	8/12/2021	No	C	95845	0	No				0.02	0.02				0.1			No
Manchester Street, LLC	1	8/16/2021	9/8/2021	No	C	91070	0	No				0.02	0.02				0.056			No
Manchester Street, LLC	1	9/9/2021	9/9/2021	Yes	C	70090	0	No		0.015	0.075	0.02	0.075	0.05		0.025	0.06			No
Manchester Street, LLC	1	9/9/2021	10/7/2021	No	C	74320	0	No				0.02	0.02				0.05			No
Manchester Street, LLC	1	10/6/2021	11/3/2021	No	C	53875	0	No		0.01	0.02	0.02	0.02	0.05		0.01	0.066			No
Manchester Street, LLC	1	11/19/2021	12/2/2021	No	C	61980	0	No				0.02	0.02				0.05			No
Manchester Street, LLC	1	12/10/2021	1/6/2022	No	C	85820	0	No				0.02	0.02				0.084			No
Manchester Street, LLC	2	4/23/2021	5/11/2021	No	C	375	0	No		0.01	0.02	0.082	0.02	0.05		0.01	0.05			No
Manchester Street, LLC	2	10/7/2021	11/3/2021	No	C	1869	0	No		0.01	0.02	0.02	0.02	0.05		0.01	0.05			No
Metallurgical Solutions, Inc.	1	1/29/2021	2/8/2021	No	G	0	0	No		0.05	0.704	0.329	0.1	0.619		0.05	0.41	0.02		No
Metallurgical Solutions, Inc.	1	2/1/2021	3/1/2021	Yes	G	218	0	No		0.015	0.514	0.21	0.075	0.331		0.025	0.292	0.061		No
Metallurgical Solutions, Inc.	1	7/30/2021	8/12/2021	No	G	0	1150	No		0.1	0.02	0.02	0.02	0.106		0.02	0.05	0.005		No
Metallurgical Solutions, Inc.	1	8/31/2021	9/30/2021	Yes	G	0	218	No		0.015	1.739	0.667	0.075	1.328		0.025	0.252	0.046		No
Monarch Metal Finishing Co., Inc.	1	8/5/2021	9/13/2021	No	C	43945	0	No				0.903		0.527		0.01	0.098	0.028		No
Monarch Metal Finishing Co., Inc.	1	9/2/2021	9/3/2021	Yes	C	40644	0	No		0.015	0.075	0.612	0.075	1.07		0.025	0.084	0.053		No
Monarch Metal Finishing Co., Inc.	1	9/13/2021	10/8/2021	No	C	50000	0	No		0.01	0.02	0.055	0.02	0.058		0.015	0.05	0.005		No
Monarch Metal Finishing Co., Inc.	1	9/14/2021	10/8/2021	No	C	50000	0	No		0.01	0.02	0.063	0.02	0.082		0.01	0.05	0.005		No
Monarch Metal Finishing Co., Inc.	1	9/15/2021	10/8/2021	No	C	50000	0	No		0.01	0.02	0.044	0.02	0.065		0.01	0.05	0.005		No
Monarch Metal Finishing Co., Inc.	1	9/16/2021	10/8/2021	No	C	50000	0	No		0.01	0.02	0.041	0.02	0.057		0.01	0.05	0.005		No
Monarch Metal Finishing Co., Inc.	1	9/28/2021	10/14/2021	No	C	36465	0	No				0.167		0.108		0.01	0.05	0.005		No
Monarch Metal Finishing Co., Inc.	1	10/5/2021	10/6/2021	Yes	C	41080	0	No		0.015	0.075	1.022	0.075	0.583		0.025	0.131	0.044		No
Monarch Metal Finishing Co., Inc.	1	10/27/2021	11/10/2021	No	C	36465	0	No		0.01	0.02	0.092	0.02	0.05		0.01	0.05	0.005		No
Monarch Metal Finishing Co., Inc.	1	11/23/2021	1/11/2022	No	C	36000	0	No				0.119		0.19		0.01	0.05	0.005		No
Monarch Metal Finishing Co., Inc.	1	12/21/2021	1/14/2022	No	C	36278	0	No				0.066		0.3		0.01	0.05	0.005		No
Monarch Metal Finishing Co., Inc.	2	8/24/2021	9/13/2021	No	C	43945	0	No											0.008	No
Monarch Metal Finishing Co., Inc.	2	9/28/2021	10/14/2021	No	C	36465	0	No											0.005	No
Monarch Metal Finishing Co., Inc.	2	10/27/2021	11/10/2021	No	C	36465	0	No											0.006	No
Monarch Metal Finishing Co., Inc.	2	11/23/2021	1/11/2022	No	C	36000	0	No											0.005	No
Monarch Metal Finishing Co., Inc.	2	12/21/2021	1/14/2022	No	C	36278	0	No											0.005	No
Monarch Metal Finishing Co., Inc.	14	8/25/2021	9/13/2021	No	G	43945	45	Yes				93.3	3.46	24.2			15.9			No
Monarch Metal Finishing Co., Inc.	15	8/25/2021	9/13/2021	No	G	43945	185	Yes				130	27.6	15.3			38.8			No
Monarch Metal Finishing Co., Inc.	16	9/28/2021	10/14/2021	No	G	36465	70	Yes				3.98	0.2	3.89			0.5			No
Monarch Metal Finishing Co., Inc.	17	10/27/2021	11/10/2021	No	G	36465	70	Yes				77.3	7.52	46			22.4			No
Monarch Metal Finishing Co., Inc.	18	10/27/2021	11/10/2021	No	G	36465	60	Yes				0.15	0.02	8.74			0.099			No
Monarch Metal Finishing Co., Inc.	19	11/23/2021	1/11/2022	No	G	36000	25	Yes				10.7	0.541	7.76			2.41			No
Monarch Metal Finishing Co., Inc.	20	12/21/2021	1/14/2022	No	G	36278	25	Yes				50.6	2.93	20.2			9.71			No

**Compliance Monitoring Results for Significant Industrial Users
Field's Point - 2021**

Company Name	Sample Location	Sample Date	Received Date	NBC Sample	Type	Flow	Volume	CDF	As	Cd	Cr	Cu	Pb	Ni	Hg	Ag	Zn	CN	CN-EPA	Violation
Monarch Metal Finishing Co., Inc.	21	12/21/2021	1/14/2022	No	G	36278	70	Yes				7.6	0.2	2.08			0.589			No
Monarch Metal Finishing, Inc.	1	1/18/2021	2/23/2021	No	C	16607	0	No				0.585		0.437			0.181	0.02		No
Monarch Metal Finishing, Inc.	1	1/27/2021	1/28/2021	Yes	C	7635	0	No		0.015	0.622	2.917	0.075	2.559		0.025	1.486	0.346		Yes
Monarch Metal Finishing, Inc.	1	2/10/2021	2/24/2021	No	C	19449	0	No				0.807		0.591			0.096	0.02		No
Monarch Metal Finishing, Inc.	1	2/16/2021	2/24/2021	No	C	15634	0	No				1.1		0.684						No
Monarch Metal Finishing, Inc.	1	2/24/2021	3/12/2021	No	C	15933	0	No				0.407		0.15						No
Monarch Metal Finishing, Inc.	1	3/3/2021	3/12/2021	No	C	15185	0	No				0.778		0.282			0.05	0.533		No
Monarch Metal Finishing, Inc.	1	3/11/2021	4/14/2021	No	C	10622	0	No		0.01	0.028	0.513	0.02	0.516		0.01	0.256	0.558		No
Monarch Metal Finishing, Inc.	1	3/11/2021	3/12/2021	Yes	C	5913	0	No		0.015	0.075	0.55	0.075	0.59		0.025	0.303	0.674		Yes
Monarch Metal Finishing, Inc.	1	3/29/2021	4/22/2021	No	C	16457	0	No				0.365		0.69			0.229	0.02		No
Monarch Metal Finishing, Inc.	1	4/7/2021	4/30/2021	No	G	19225	0	No										0.02		No
Monarch Metal Finishing, Inc.	1	4/15/2021	4/30/2021	No	C	16457	0	No		0.01	0.02	0.52	0.02	0.734		0.01	0.109	0.02		No
Monarch Metal Finishing, Inc.	1	4/21/2021	4/30/2021	No	G	14961	0	No										0.02		No
Monarch Metal Finishing, Inc.	1	5/25/2021	7/1/2021	No	C	13464	0	No				0.206		0.536			0.078	0.531		No
Monarch Metal Finishing, Inc.	1	6/21/2021	7/6/2021	No	C	12716	0	No				0.673		0.653			0.184	0.32		No
Monarch Metal Finishing, Inc.	1	7/20/2021	8/27/2021	No	C	2000	0	No				0.809		0.163			0.099	0.005		No
Monarch Metal Finishing, Inc.	1	7/28/2021	7/29/2021	Yes	C	6213	0	No		0.015	0.075	11.1	0.075	2.348		0.043	9.975	2.46		Yes
Monarch Metal Finishing, Inc.	1	8/6/2021	8/31/2021	No	C	14961	0	No				0.479		0.795			0.584	0.005		No
Monarch Metal Finishing, Inc.	1	8/13/2021	8/31/2021	No	C	15035	0	No				0.677		0.221			0.087	0.005		No
Monarch Metal Finishing, Inc.	1	8/20/2021	9/15/2021	No	C	7480	0	No				0.488		0.286			0.311	0.005		No
Monarch Metal Finishing, Inc.	1	8/27/2021	9/28/2021	No	C	12716	0	No				0.739		0.573			0.512	0.005		No
Monarch Metal Finishing, Inc.	1	9/8/2021	11/2/2021	No	C	29024	0	No				0.956		0.793			0.645	0.005		No
Monarch Metal Finishing, Inc.	1	10/14/2021	11/15/2021	No	C	12716	0	No		0.01	0.02	0.582	0.02	0.251		0.023	0.469	0.005		No
Monarch Metal Finishing, Inc.	1	11/8/2021	11/9/2021	Yes	C	7073	0	No		0.015	0.075	5.793	0.075	1		0.088	0.854	1.39		Yes
Monarch Metal Finishing, Inc.	1	11/17/2021	12/21/2021	No	C	15709	0	No				0.756		0.624			0.131	0.005		No
Monarch Metal Finishing, Inc.	1	11/22/2021	12/21/2021	No	C	16083	0	No				0.959		0.788			0.171	0.545		No
Monarch Metal Finishing, Inc.	1	11/30/2021	12/21/2021	No	C	15700	0	No				0.754		3.66			0.772	0.005		Yes
Monarch Metal Finishing, Inc.	1	12/7/2021	12/21/2021	No	C	16905	0	No				0.697		3.39			0.755	0.005		Yes
Monarch Metal Finishing, Inc.	2	1/18/2021	2/23/2021	No	G	16607	0	No											0.02	No
Monarch Metal Finishing, Inc.	2	7/20/2021	8/27/2021	No	G	2000	0	No											0.005	No
Narragansett Jewelry	1	2/8/2021	2/9/2021	Yes	C	3100	0	No		0.015	0.075	0.028	0.075	0.05		0.035	0.06	0.005		No
Narragansett Jewelry	1	2/10/2021	3/23/2021	No	C	4660	0	No				0.054		0.05			0.05	0.02		No
Narragansett Jewelry	1	4/7/2021	5/20/2021	No	C	9180	0	No		0.01	0.02	0.142	0.02	0.05		0.025	0.05	0.02		No
Narragansett Jewelry	1	6/10/2021	7/14/2021	No	C	4740	0	No				0.219		0.05			0.05	0.005		No
Narragansett Jewelry	1	8/4/2021	9/21/2021	No	C	5800	0	No				0.207		0.05			0.05	0.005		No
Narragansett Jewelry	1	9/22/2021	9/23/2021	Yes	C	3070	0	No		0.015	0.075	0.064	0.075	0.05		0.025	0.06	0.004		No
Narragansett Jewelry	1	10/12/2021	11/12/2021	No	C	5900	0	No		0.01	0.02	0.064	0.02	0.05		0.035	0.05	0.005		No
Narragansett Jewelry	1	12/8/2021	1/5/2022	No	C	4130	0	No				0.213		0.05			0.05			No
Narragansett Jewelry	3	10/12/2021	11/12/2021	No	C	5900	0	No		0.01	0.02	0.1	0.02	0.05		0.01	0.06			No
Prov. Journal Co. - Production Facility	1	1/22/2021	2/10/2021	No	C	524	0	No				0.02	0.02	0.02	0.05		0.05			No
Prov. Journal Co. - Production Facility	1	3/12/2021	3/26/2021	No	C	0	0	No				0.02	0.02	0.02	0.05		0.05			No
Prov. Journal Co. - Production Facility	1	4/14/2021	4/15/2021	Yes	C	1722	0	No		0.015	0.075	0.022	0.075	0.05		0.025	0.06			No
Prov. Journal Co. - Production Facility	1	5/26/2021	6/7/2021	No	C	60	0	No				0.02	0.032	0.02	0.05		0.05			No
Prov. Journal Co. - Production Facility	1	7/23/2021	8/2/2021	No	C	8687	0	No				0.02	0.044	0.02	0.05		0.05			No
Prov. Journal Co. - Production Facility	1	9/17/2021	10/1/2021	No	C	17	0	No				0.031	0.029	0.02	0.05		0.05			No
Prov. Journal Co. - Production Facility	1	10/20/2021	10/21/2021	Yes	C	2769	0	No		0.015	0.075	0.022	0.075	0.05		0.025	0.06			No
Prov. Journal Co. - Production Facility	1	11/30/2021	12/9/2021	No	C	25	0	No				0.033	0.02	0.02	0.05		0.05			No

**Compliance Monitoring Results for Significant Industrial Users
Field's Point - 2021**

Company Name	Sample Location	Sample Date	Received Date	NBC Sample	Type	Flow	Volume	GDF	As	Cd	Cr	Cu	Pb	Ni	Hg	Ag	Zn	CN	CN-EPA	Violation
Rhode Island Bioenergy Facility, LLC.	1	9/30/2021	10/29/2021	No	C	22238	0	No	0.02	0.003	0.025	0.03	0.025	0.047	0.001	0.025	0.053	0.013		No
Rhode Island Bioenergy Facility, LLC.	1	10/1/2021	10/29/2021	No	C	88306	0	No	0.02	0.003	0.025	0.027	0.025	0.048	0.001	0.025	0.046	0.014		No
Rhode Island Bioenergy Facility, LLC.	1	10/2/2021	10/29/2021	No	C	13699	0	No	0.02	0.003	0.025	0.033	0.025	0.039	0.001	0.025	0.076	0.015		No
Rhode Island Bioenergy Facility, LLC.	1	10/3/2021	10/29/2021	No	C	23157	0	No	0.02	0.003	0.025	0.034	0.025	0.048	0.001	0.025	0.16	0.01		No
Rhode Island Heat Treating Company, LLC	1	8/12/2021	8/26/2021	No	G	0	0	No		0.01	0.03	0.041	0.02	0.741		0.01	0.05		0.005	No
Rhode Island Heat Treating Company, LLC	1	9/27/2021	10/7/2021	No	G	846	846	No		0.01	0.223	0.256	0.04	0.156		0.01	0.07		0.287	No
Rhode Island Heat Treating Company, LLC	1	10/5/2021	10/5/2021	Yes	G	250	0	No		0.015	0.239	0.383	0.075	0.21		0.025	0.137	0.199		No
Rhode Island Heat Treating Company, LLC	1	10/28/2021	12/8/2021	No	G	0	650	No		0.01	0.577	0.329	0.02	0.29		0.01	0.549		0.161	No
Rhode Island Heat Treating Company, LLC	1	11/8/2021	11/8/2021	Yes	G	0	250	No		0.015	0.664	0.474	0.075	0.328		0.025	0.441	0.459		No
Rhode Island Heat Treating Company, LLC	1	12/22/2021	1/5/2022	No	G	2479	650	No		0.1	0.258	1.11	0.2	0.5		0.1	0.5		0.376	No
Rhode Island Resource Recovery Corp.	1	1/12/2021	2/10/2021	No	C	437730	0	No	0.26	0.005	0.113	0.02	0.005	0.055	0	0.005	0.046	0.01		No
Rhode Island Resource Recovery Corp.	1	2/4/2021	3/12/2021	No	C	213590	0	No	0.24	0.005	0.154	0.02	0.005	0.063	0	0.005	0.046	0.042		No
Rhode Island Resource Recovery Corp.	1	3/1/2021	4/7/2021	No	C	520130	0	No	0.19	0.005	0.119	0.02	0.006	0.056	0	0.005	0.03	0.054		No
Rhode Island Resource Recovery Corp.	1	4/8/2021	5/27/2021	No	C	368220	0	No	0.21	0.005	0.121	0.02	0.005	0.06	0	0.005	0.03	0.012		No
Rhode Island Resource Recovery Corp.	1	5/11/2021	6/9/2021	Yes	C	344192	0	No		0.015	0.113	0.02	0.075	0.054	0.001	0.025	0.06	0.025		No
Rhode Island Resource Recovery Corp.	1	5/20/2021	6/29/2021	No	C	392160	0	No	0.16	0.005	0.081	0.02	0.005	0.043	0	0.005	0.02	0.012		No
Rhode Island Resource Recovery Corp.	1	6/9/2021	7/27/2021	No	C	355630	0	No	0.01	0.005	0.019	0.05	0.005	0.015	0	0.005	0.144	0.01		No
Rhode Island Resource Recovery Corp.	1	7/7/2021	8/10/2021	No	C	328720	0	No	0.21	0.005	0.085	0.02	0.005	0.054	0	0.005	0.033	0.01		No
Rhode Island Resource Recovery Corp.	1	8/11/2021	9/20/2021	No	C	318180	0	No	0.19	0.005	0.094	0.02	0.005	0.052	0	0.005	0.02	0.014		No
Rhode Island Resource Recovery Corp.	1	8/18/2021	8/18/2021	Yes	C	335000	0	No	0.181	0.015	0.084	0.02	0.075	0.063	0.001	0.025	0.06	0.022		No
Rhode Island Resource Recovery Corp.	1	9/8/2021	10/29/2021	No	C	399660	0	No	0.17	0.005	0.081	0.02	0.005	0.049	0	0.005	0.02	0.01		No
Rhode Island Resource Recovery Corp.	1	9/29/2021	9/30/2021	Yes	C	320320	0	No		0.015	0.092	0.02	0.075	0.058	0	0.025	0.06	0.031		No
Rhode Island Resource Recovery Corp.	1	10/5/2021	11/29/2021	No	C	287140	0	No	0.18	0.005	0.086	0.02	0.005	0.044	0	0.005	0.02	0.01		No
Rhode Island Resource Recovery Corp.	1	10/12/2021	11/29/2021	Yes	C	366000	0	No	0.311	0.015	0.088	0.02	0.075	0.056	0.001	0.025	0.06	0.045		No
Rhode Island Resource Recovery Corp.	1	11/15/2021	12/30/2021	No	C	373080	0	No	0.21	0.005	0.127	0.02	0.005	0.052	0	0.005	0.036	0.024		No
Rhode Island Resource Recovery Corp.	1	12/2/2021	1/24/2022	No	C	292630	0	No	0.21	0.005	0.127	0.02	0.005	0.056	0	0.005	0.034	0.023		No
Surface Coatings, LLC	1	2/23/2021	3/2/2021	No	C	5236	0	No			0.052	0.207		0.153			0.328	0.02		No
Surface Coatings, LLC	1	4/8/2021	4/19/2021	No	C	4488	0	No		0.01	0.02	0.335	0.02	0.102		0.01	0.114	0.02		No
Surface Coatings, LLC	1	6/15/2021	6/16/2021	Yes	C	3069	0	No		0.015	0.075	0.125	0.075	0.059		0.025	0.225	0.004		No
Surface Coatings, LLC	1	6/17/2021	6/30/2021	No	C	4862	0	No			0.038	0.177		0.106				0.017		No
Surface Coatings, LLC	1	8/18/2021	8/27/2021	No	C	4862	0	No			0.098	0.139		0.305			0.151	0.006		No
Surface Coatings, LLC	1	10/5/2021	10/6/2021	Yes	C	3667	0	No		0.015	0.075	0.157	0.075	0.104		0.025	0.353	0.004		No
Surface Coatings, LLC	1	10/12/2021	10/25/2021	No	C	4862	0	No		0.01	0.038	0.519	0.02	0.273		0.01	0.162	0.005		No
Surface Coatings, LLC	1	12/8/2021	12/21/2021	No	C	5161	0	No			0.02	0.074		0.05			0.362			No
Surface Coatings, LLC	2	4/8/2021	4/19/2021	No	G	4488	50	Yes			0.02	0.477		0.05			0.05			No
Surface Coatings, LLC	2	10/12/2021	10/25/2021	No	G	4862	50	Yes			0.02	0.216		0.05			0.05			No
Technodic, Inc.	1	1/27/2021	1/28/2021	Yes	C	4341	0	No		0.015	0.377	0.066	0.075	0.05		0.025	0.06	0.009		No
Technodic, Inc.	1	2/3/2021	3/19/2021	No	C	2692	0	No			0.348	0.069		0.076			0.05			No
Technodic, Inc.	1	4/6/2021	5/21/2021	No	C	658	0	No		0.01	0.02	0.02	0.02	0.05		0.01	0.05	0.02		No
Technodic, Inc.	1	6/7/2021	7/12/2021	No	C	9425	0	No			0.097	0.022		0.05			0.05			No
Technodic, Inc.	1	8/4/2021	9/17/2021	No	C	9425	0	No			0.024	0.02		0.05			0.05			No
Technodic, Inc.	1	8/10/2021	8/11/2021	Yes	C	3967	0	No		0.015	0.075	0.031	0.075	0.05		0.025	0.06	0.006		No
Technodic, Inc.	1	10/5/2021	11/17/2021	No	C	6582	0	No		0.01	0.078	0.021	0.02	0.05		0.01	0.05	0.005		No
Technodic, Inc.	1	12/6/2021	1/11/2022	No	C	635	0	No			0.073	0.026		0.05			0.05			No
Technodic, Inc.	2	2/3/2021	3/19/2021	No	G	2692	375	Yes			0.01	0.01		0.025			0.072			No
Technodic, Inc.	3	4/6/2021	5/21/2021	No	G	658	20	Yes			0.02	0.02		0.05			0.05			No
Technodic, Inc.	4	6/7/2021	7/13/2021	No	G	9425	175	Yes			5.59	0.1		0.25			0.323			No

**Compliance Monitoring Results for Significant Industrial Users
Field's Point - 2021**

Company Name	Sample Location	Sample Date	Received Date	NBC Sample	Type	Flow	Volume	GDF	As	Cd	Cr	Cu	Pb	Ni	Hg	Ag	Zn	CN	CN-EPA	Violation
Technodic, Inc.	5	8/4/2021	9/17/2021	No	G	9425	40	Yes			1.3	0.02		0.05			0.05			No
Technodic, Inc.	6	10/5/2021	11/17/2021	No	G	6582	375	Yes			0.02	0.02		0.05			0.05			No
Textron, Inc.	1	1/26/2021	2/25/2021	No	C	15608	0	No		0.005	0.006	0.01	0.01	0.025		0.007	0.013	0.005		No
Textron, Inc.	1	1/27/2021	2/25/2021	No	C	15652	0	No		0.005	0.007	0.003	0.01	0.006		0.007	0.007	0.005		No
Textron, Inc.	1	1/28/2021	2/25/2021	No	C	15865	0	No		0.005	0.007	0.003	0.01	0.025		0.007	0.007	0.005		No
Textron, Inc.	1	1/29/2021	2/25/2021	No	C	15926	0	No		0.005	0.006	0.003	0.01	0.025		0.007	0.05	0.005		No
Textron, Inc.	1	2/8/2021	2/22/2021	Yes	C	15470	0	No		0.015	0.075	0.02	0.075	0.05		0.025	0.06			No
Textron, Inc.	1	2/17/2021	3/30/2021	No	C	15422	0	No		0.005	0.01	0.01	0.01	0.025		0.007	0.05			No
Textron, Inc.	1	3/19/2021	4/13/2021	No	C	15501	31921	No		0.005	0.004	0.01	0.01	0.025		0.007	0.024			No
Textron, Inc.	1	4/26/2021	5/27/2021	No	C	22106	0	No		0.005	0.01	0.01	0.01	0.025		0.007	0.05			No
Textron, Inc.	1	5/18/2021	6/29/2021	No	C	11500	0	No		0.001	0.007	0.001	0.001	0.001		0.001	0.01			No
Textron, Inc.	1	6/6/2021	7/29/2021	No	C	15000	0	No			0.009	0.011	0.001	0.001		0.004	0.011			No
Textron, Inc.	1	6/9/2021	7/13/2021	Yes	C	14620	0	No		0.015	0.075	0.02	0.075	0.05		0.025	0.06			No
Textron, Inc.	1	7/22/2021	8/27/2021	No	C	14354	0	No		0.002	0.008	0.001	0.001	0.002			0.004			No
Textron, Inc.	1	8/19/2021	9/29/2021	No	C	13557	0	No			0.008	0.003	0.001	0.002			0.01			No
Textron, Inc.	1	9/22/2021	10/25/2021	No	C	13340	0	No		0.001	0.002	0.002	0.001	0.008		0.004	0.024			No
Textron, Inc.	1	10/14/2021	11/22/2021	No	C	13584	0	No			0.048	0.002	0.001	0.005		0.004	0.013			No
Textron, Inc.	1	10/27/2021	11/18/2021	Yes	C	15000	0	No		0.015	0.075	0.02	0.075	0.05		0.025	0.06			No
Textron, Inc.	1	11/17/2021	12/28/2021	No	C	6636	0	No			0.003		0.001	0.004			0.012			No
Textron, Inc.	1	12/22/2021	1/27/2022	No	C	16000	0	No		0.005	0.006	0.003	0.01	0.004		0.007	0.018			No
Tri-Jay Company	1	1/12/2021	2/9/2021	No	C	5850	0	No				0.665		0.333		0.022	0.162	0.02		No
Tri-Jay Company	1	2/9/2021	3/3/2021	No	C	7050	33	No				0.677		0.205		0.02	0.164	0.02		No
Tri-Jay Company	1	3/10/2021	4/8/2021	No	C	5850	14	No				0.743		1.55		0.043	0.179	0.02		No
Tri-Jay Company	1	4/12/2021	5/5/2021	No	C	7800	33	No		0.01	0.02	0.733	0.02	0.269		0.39	0.168	0.02		No
Tri-Jay Company	1	5/3/2021	5/4/2021	Yes	C	5838	0	No		0.015	0.075	0.797	0.075	1.877		0.058	0.149	0.101		Yes
Tri-Jay Company	1	5/11/2021	6/9/2021	No	C	7425	0	No				0.677		0.069		0.014	0.218	0.02		No
Tri-Jay Company	1	5/25/2021	6/9/2021	No	C	5625	0	No						0.103						No
Tri-Jay Company	1	5/26/2021	6/9/2021	No	C	7350	0	No						0.117						No
Tri-Jay Company	1	5/27/2021	6/9/2021	No	C	8325	0	No						0.376						No
Tri-Jay Company	1	6/1/2021	7/22/2021	No	C	6750	0	No				0.546		0.143		0.1	0.322	0.044		No
Tri-Jay Company	1	7/13/2021	8/19/2021	No	C	5250	0	No				0.745		0.068		0.031	0.177	0.005		No
Tri-Jay Company	1	7/22/2021	7/22/2021	Yes	C	5988	0	No		0.015	0.075	1.905	0.075	0.65		0.099	1.105	0.461		Yes
Tri-Jay Company	1	8/10/2021	8/30/2021	No	C	5175	21	No				0.492		0.336		0.051	0.147	0.005		No
Tri-Jay Company	1	8/11/2021	8/30/2021	No	C	7200	0	No				0.472								No
Tri-Jay Company	1	8/12/2021	8/30/2021	No	C	6375	0	No				0.719								No
Tri-Jay Company	1	8/17/2021	8/30/2021	No	C	5250	0	No				0.615								No
Tri-Jay Company	1	9/14/2021	10/18/2021	No	C	6975	0	No				0.521		0.138		0.064	0.33	0.005		No
Tri-Jay Company	1	10/13/2021	11/10/2021	No	C	9525	0	No		0.01	0.02	0.449	0.02	0.101		0.034	0.137	0.013		No
Tri-Jay Company	1	10/27/2021	10/28/2021	Yes	C	4940	0	No		0.015	0.075	0.607	0.075	1.576		0.03	0.166	0.026		No
Tri-Jay Company	1	11/16/2021	12/13/2021	No	C	6975	0	No				0.584		0.089		0.114	0.128	0.005		No
Tri-Jay Company	1	12/8/2021	1/11/2022	No	C	8925	0	No				0.466		0.151		0.021	0.191	0.005		No
Tri-Jay Company	2	1/12/2021	2/9/2021	No	G	5850	22	Yes				5.3	4.91	2.73			1.25			No
Tri-Jay Company	3	2/9/2021	3/3/2021	No	C	7050	33	Yes				10.2	0.757	1.42			3.25			No
Tri-Jay Company	4	3/10/2021	4/8/2021	No	G	5850	14	Yes				45.3	1.04	6.01			9.55			No
Tri-Jay Company	5	4/12/2021	5/5/2021	No	G	7800	33	Yes				17.1	1.95	6.62			3.85			No
Tri-Jay Company	6	5/11/2021	6/9/2021	No	G	7425	18	Yes				47.6	2.12	7.8			9.15			No
Tri-Jay Company	7	7/13/2021	8/19/2021	No	G	5250	70	Yes				43.3	0.748	1.45			25			No

**Compliance Monitoring Results for Significant Industrial Users
Field's Point - 2021**

Company Name	Sample Location	Sample Date	Received Date	NBC Sample	Type	Flow	Volume	GDF	As	Cd	Cr	Cu	Pb	Ni	Hg	Ag	Zn	CN	CN-EPA	Violation
Tri-Jay Company	8	8/10/2021	8/30/2021	No	G	5175	21	Yes				4.5	0.02	1.91			1.36			No
Tri-Jay Company	9	9/14/2021	10/18/2021	No	G	6975	21	Yes				3.92	0.178	0.153			1.58			No
Tri-Jay Company	10	10/13/2021	11/10/2021	No	G	9525	21	Yes				13.6	0.02	1.27			0.084			No
Tri-Jay Company	11	11/16/2021	12/13/2021	No	G	6975	19	Yes									0.209			No
Tri-Jay Company	12	12/8/2021	1/11/2022	No	G	8925	43	Yes									0.851			No
Tri-Jay Company	13	1/12/2021	2/9/2021	No	G	0	575	No											0.02	No
Tri-Jay Company	13	7/13/2021	8/19/2021	No	G	5250	575	No											0.005	No
Unique Plating Company	1	2/10/2021	3/8/2021	No	C	1425	0	No				0.334		0.55				0.033		No
Unique Plating Company	1	2/18/2021	2/19/2021	Yes	C	299	0	No		0.015	0.075	0.172	0.075	0.391		0.025	0.06	0.05		No
Unique Plating Company	1	4/15/2021	5/28/2021	No	C	2025	0	No		0.01	0.02	0.34	0.02	0.234		0.012	0.05	0.02		No
Unique Plating Company	1	6/21/2021	7/26/2021	No	C	1275	0	No				0.259		0.209				0.245		No
Unique Plating Company	1	8/17/2021	9/27/2021	No	C	2025	0	No				0.255		0.228				0.005		No
Unique Plating Company	1	9/21/2021	9/22/2021	Yes	C	299	0	No		0.015	0.075	0.216	0.075	0.206		0.025	0.06	0.065		No
Unique Plating Company	1	10/14/2021	11/29/2021	No	C	2475	0	No		0.01	0.034	0.311	0.02	0.384		0.015	0.05	0.005		No
Unique Plating Company	1	12/16/2021	2/14/2022	No	C	1075	0	No				0.539		0.665				0.005		No
Unique Plating Company	2	4/15/2021	5/28/2021	No	C	2025	0	No											0.02	No
Unique Plating Company	2	10/14/2021	11/29/2021	No	C	2475	0	No											0.005	No
Univar Solutions USA, Inc.	1	1/7/2021	1/26/2021	No	G	0	7800	No										0.01		No
Univar Solutions USA, Inc.	1	1/14/2021	2/16/2021	Yes	C	9278	0	No		0.015	0.075	0.097	0.175	0.106	0	0.025	0.451	0.004		No
Univar Solutions USA, Inc.	1	2/26/2021	3/12/2021	No	G	0	0	No							0.001					No
Univar Solutions USA, Inc.	1	3/4/2021	3/15/2021	No	G	0	0	No							0.001					No
Univar Solutions USA, Inc.	1	3/15/2021	3/26/2021	No	G	0	7800	No							0.001					No
Univar Solutions USA, Inc.	1	3/23/2021	3/26/2021	No	G	0	7800	No							0.001					No
Univar Solutions USA, Inc.	1	4/9/2021	4/21/2021	No	G	0	7800	No				0.025	0.025	0.025	0.001		0.18			No
Univar Solutions USA, Inc.	1	5/6/2021	6/9/2021	Yes	G	9278	0	No		0.015	0.075	0.02	0.075	0.05	0.001	0.025	0.105	0.004		No
Univar Solutions USA, Inc.	1	10/8/2021	10/27/2021	No	G	0	7800	No				0.005	0.011	0.007	0		0.03			No
Univar Solutions USA, Inc.	1	11/10/2021	1/11/2022	Yes	C	0	7800	No		0.015	0.075	0.055	0.075	0.111	0.001	0.025	0.262	0.004		No
Univar Solutions USA, Inc.	1	12/9/2021	1/10/2022	Yes	C	7970	0	No		0.015	0.075	0.02	0.075	0.05	0.001	0.025	0.06	0.004		No
Universal Plating Company, Inc.	1	2/18/2021	4/22/2021	No	C	1047	0	No				0.02	0.02	0.05		0.01	0.05	0.02		No
Universal Plating Company, Inc.	1	4/27/2021	6/25/2021	No	G	1196	0	No		0.01	0.02	0.89	0.05	0.01		0.05	0.02	0.02		No
Universal Plating Company, Inc.	1	4/29/2021	4/30/2021	Yes	C	1272	0	No		0.019	0.075	0.9	0.216	0.05		0.029	0.104	0.087		No
Universal Plating Company, Inc.	1	6/23/2021	8/23/2021	No	C	1197	0	No				0.078	0.02	0.05		0.01	0.05	0.005		No
Universal Plating Company, Inc.	1	8/4/2021	10/27/2021	No	C	673	0	No				0.087	0.02	0.05		0.01	0.05	0.06		No
Universal Plating Company, Inc.	1	8/4/2021	8/5/2021	Yes	C	2171	0	No		0.015	0.075	0.101	0.075	0.05		0.025	0.06	0.073		No
Universal Plating Company, Inc.	1	10/20/2021	12/22/2021	No	C	1197	0	No		0.01	0.02	0.104	0.02	0.05		0.01	0.05	0.005		No

COMPLIANCE MONITORING LEGEND

Parameter Legend

Cd = Cadmium

Cr = Chromium

Cu = Copper

Pb = Lead

Ni = Nickel

Ag = Silver

Zn = Zinc

CN = Cyanide

Hg = Mercury

Mo = Molybdenum

As = Arsenic

Sn = Tin

Se = Selenium

O & G = Oil and Grease

BOD = Biochemical Oxygen Demand

TSS = Total Suspended Solids

TTO = Total Toxic Organics

TRC = Total Residual Chlorine

TKN = Total Kjeldahl Nitrogen

Sample Legend

C = Composite Sample

G = Grab Sample

CDF = Concentrated Discharge Formula

**Compliance Monitoring Results for Significant Industrial Users
Field's Point - 2021**

Company Name	Sample Location	Sample Date	Received Date	NBC Sample	Type	Flow	Volume	CDF	BOD	TSS	TTO	Total O&G	Total Nitrogen	Ammonia	Nitrate+Nitrite	TKN	TRC	Violation
271 Tockwotten Partners LLC	1	6/21/2021	7/13/2021	No	C	0	0	No	7200	280								Yes
271 Tockwotten Partners LLC	1	6/22/2021	7/13/2021	No	C	0	0	No	1400	120								Yes
271 Tockwotten Partners LLC	1	6/23/2021	7/13/2021	No	C	0	0	No	15200	130								Yes
271 Tockwotten Partners LLC	1	6/24/2021	7/13/2021	No	C	0	0	No	8700	2100								Yes
271 Tockwotten Partners LLC	1	7/27/2021	9/1/2021	No	C	0	0	No	600									No
271 Tockwotten Partners LLC	1	8/4/2021	8/4/2021	Yes	C	2889	0	No	949.48	13.143								No
271 Tockwotten Partners LLC	1	8/9/2021	9/1/2021	No	C	0	0	No	200									No
271 Tockwotten Partners LLC	1	8/16/2021	9/1/2021	No	C	0	0	No	230									No
271 Tockwotten Partners LLC	1	8/23/2021	9/16/2021	No	C	0	0	No	60	27								No
271 Tockwotten Partners LLC	1	11/15/2021	11/16/2021	Yes	C	5464	0	No	47.1	11.6								No
271 Tockwotten Partners LLC	1	11/15/2021	11/30/2021	No	C	0	0	No	410	25								No
A. Harrison & Company, Inc.	1	1/22/2021	2/10/2021	No	G	0	0	No			0.036	4.7						No
A. Harrison & Company, Inc.	1	2/17/2021	3/2/2021	Yes	G	0	407	No			0.04	4						No
Eagle Laundry Inc.	1	3/16/2021	4/30/2021	No	C	0	0	No	27	2		3						No
Eagle Laundry Inc.	1	3/16/2021	3/16/2021	Yes	C	1497	0	No	33.6	10		17.24						No
Eagle Laundry Inc.	1	4/6/2021	4/6/2021	Yes	C	3518	0	No	2	15.333		4						No
International Insignia Corporation	2	2/11/2021	2/23/2021	No	G	5984	75	Yes				5.8						No
International Insignia Corporation	2	6/8/2021	6/18/2021	No	G	5780	75	Yes				99.1						No
International Insignia Corporation	2	10/5/2021	10/18/2021	No	G	52917	75	Yes				30.6						No
Mahr, Inc.	2	4/5/2021	4/13/2021	No	G	1268	0	No				7						No
Monarch Metal Finishing Co., Inc.	1	11/9/2021	11/29/2021	No	C	36578	0	No			0.036							No
Monarch Metal Finishing Co., Inc.	1	12/13/2021	12/27/2021	No	C	36465	0	No			0.037							No
Monarch Metal Finishing Co., Inc.	1	12/14/2021	12/27/2021	No	C	36316	0	No			0.034							No
Monarch Metal Finishing Co., Inc.	1	12/21/2021	1/10/2022	No	C	36278	0	No			0.044							No
Orbit Energy Rhode Island, LLC	1	1/25/2021	2/15/2021	No	C	31557	0	No						130	37	58		No
Orbit Energy Rhode Island, LLC	1	1/27/2021	2/15/2021	No	C	37343	0	No	56	160		15.675	342	250	52	290		No
Orbit Energy Rhode Island, LLC	1	2/2/2021	2/22/2021	No	C	34345	0	No					389	320	49	340		No
Orbit Energy Rhode Island, LLC	1	2/10/2021	2/22/2021	No	C	16160	0	No	20	37		16	370	260	30	340		No
Orbit Energy Rhode Island, LLC	1	2/17/2021	3/8/2021	No	C	22767	0	No					431	390	31	400		No
Orbit Energy Rhode Island, LLC	1	2/24/2021	3/8/2021	No	C	21355	0	No					501.4	420	21.4	480		No
Orbit Energy Rhode Island, LLC	1	3/3/2021	3/24/2021	No	C	37035	0	No					416	350	76	340		Yes
Orbit Energy Rhode Island, LLC	1	3/9/2021	3/17/2021	Yes	C	15000	0	No	34.6	85		5.008	447	143	300	147		Yes
Orbit Energy Rhode Island, LLC	1	3/11/2021	3/24/2021	No	C	53928	0	No	50	49		5.5	355	79	325	30		Yes
Orbit Energy Rhode Island, LLC	1	3/18/2021	4/8/2021	No	C	84325	0	No					376	11	365	6.8		Yes
Orbit Energy Rhode Island, LLC	1	3/22/2021	4/8/2021	No	C	71065	0	No					379	0.3	376	3		Yes
Orbit Energy Rhode Island, LLC	1	4/2/2021	4/19/2021	No	C	54930	0	No					362.6	0.2	356	6.6		Yes
Orbit Energy Rhode Island, LLC	1	4/5/2021	4/26/2021	No	C	42368	0	No					365	0.42	365	0.5		Yes
Orbit Energy Rhode Island, LLC	1	4/14/2021	5/10/2021	No	C	61550	0	No	120	120		14	332	0.82	318	14		Yes
Orbit Energy Rhode Island, LLC	1	4/21/2021	5/14/2021	No	C	41323	0	No					387	0.68	368	19		Yes
Orbit Energy Rhode Island, LLC	1	4/27/2021	5/14/2021	No	C	3440	0	No					3.5	0.6	1.6	1.9		No
Orbit Energy Rhode Island, LLC	1	5/5/2021	5/25/2021	No	C	66704	0	No					124	0.81	114.5	9.1		Yes
Orbit Energy Rhode Island, LLC	1	5/12/2021	6/4/2021	No	C	20935	0	No					94.6	2	86	8.6		Yes
Orbit Energy Rhode Island, LLC	1	5/18/2021	6/4/2021	No	C	13021	0	No					9.94	2.4	0.14	9.8		No
Orbit Energy Rhode Island, LLC	1	5/24/2021	6/22/2021	No	C	34996	0	No	680	22		75	25	3.8	0.62	24		No
Orbit Energy Rhode Island, LLC	1	6/4/2021	6/22/2021	No	C	34135	0	No					18	4.3	0.05	18		No
Orbit Energy Rhode Island, LLC	1	6/8/2021	6/22/2021	No	C	44996	0	No					16	2.8	0.36	16		No
Orbit Energy Rhode Island, LLC	1	6/16/2021	7/23/2021	No	C	62732	0	No	90	64		15.35	10	3.6				No
Orbit Energy Rhode Island, LLC	1	7/14/2021	8/27/2021	No	C	77622	0	No	170	48		20.5	69	18				Yes
Orbit Energy Rhode Island, LLC	1	8/16/2021	9/28/2021	No	C	6517	0	No	54	39		19.25	15.2	1				No
Prov. Journal Co. - Production Facility	1	1/22/2021	2/10/2021	No	C	524	0	No				4.79						No

**Compliance Monitoring Results for Significant Industrial Users
Field's Point - 2021**

Company Name	Sample Location	Sample Date	Received Date	NBC Sample	Type	Flow	Volume	CDF	BOD	TSS	TTO	Total O&G	Total Nitrogen	Ammonia	Nitrate+Nitrite	TKN	TRC	Violation
Prov. Journal Co. - Production Facility	1	3/12/2021	3/26/2021	No	C	0	0	No				2						No
Prov. Journal Co. - Production Facility	1	4/14/2021	4/15/2021	Yes	C	1722	0	No				21.08						No
Prov. Journal Co. - Production Facility	1	5/26/2021	6/7/2021	No	C	60	0	No				2						No
Prov. Journal Co. - Production Facility	1	7/23/2021	8/2/2021	No	C	8687	0	No				4.5						No
Prov. Journal Co. - Production Facility	1	9/17/2021	10/1/2021	No	C	17	0	No				8.63						No
Prov. Journal Co. - Production Facility	1	10/20/2021	10/21/2021	Yes	C	2769	0	No				10.98						No
Prov. Journal Co. - Production Facility	1	11/30/2021	12/9/2021	No	C	25	0	No				2						No
Providence Specialty Products, LLC	1	1/26/2021	2/18/2021	No	C	0	0	No	8	10		4.7						No
Providence Specialty Products, LLC	1	3/11/2021	3/31/2021	Yes	G	0	400	No	21.32	10.6		8.353						No
Providence Specialty Products, LLC	1	4/28/2021	6/22/2021	No	G	0	0	No	38	14		28.1						No
Providence Specialty Products, LLC	1	7/22/2021	8/5/2021	No	G	0	0	No	641	16		4.8						No
Providence Specialty Products, LLC	1	9/20/2021	10/31/2021	Yes	G	0	400	No	384.64	170		510						Yes
Providence Specialty Products, LLC	1	10/14/2021	10/25/2021	No	G	0	0	No	445	136		140						Yes
Providence Specialty Products, LLC	1	10/21/2021	10/29/2021	No	G	0	0	No				10.6	28.3	0.89				No
Providence Specialty Products, LLC	2	1/25/2021	2/18/2021	No	G	0	0	No				184						Yes
Providence Specialty Products, LLC	2	1/26/2021	2/18/2021	No	C	0	0	No	20900	4060		458						Yes
Providence Specialty Products, LLC	2	1/27/2021	2/18/2021	No	G	0	0	No				248						Yes
Providence Specialty Products, LLC	2	1/28/2021	2/18/2021	No	G	0	0	No				165						Yes
Providence Specialty Products, LLC	2	3/8/2021	4/8/2021	No	G	0	0	No				251						Yes
Providence Specialty Products, LLC	2	3/9/2021	4/8/2021	No	G	0	0	No				124						No
Providence Specialty Products, LLC	2	3/10/2021	4/8/2021	No	G	0	0	No				133						Yes
Providence Specialty Products, LLC	2	3/11/2021	3/12/2021	Yes	C	15868	0	No	18817.62	1860								No
Providence Specialty Products, LLC	2	3/11/2021	4/8/2021	No	G	0	0	No				351						Yes
Providence Specialty Products, LLC	2	4/26/2021	6/22/2021	No	G	0	0	No				302						Yes
Providence Specialty Products, LLC	2	4/27/2021	6/22/2021	No	G	0	0	No				163						Yes
Providence Specialty Products, LLC	2	4/28/2021	6/22/2021	No	G	0	0	No	15600	3500		721						Yes
Providence Specialty Products, LLC	2	4/29/2021	6/22/2021	No	C	0	0	No				362						Yes
Providence Specialty Products, LLC	2	7/19/2021	8/5/2021	No	G	0	0	No				49.3						No
Providence Specialty Products, LLC	2	7/20/2021	8/5/2021	No	G	0	0	No				327						Yes
Providence Specialty Products, LLC	2	7/21/2021	8/5/2021	No	G	0	0	No				58.9						No
Providence Specialty Products, LLC	2	7/22/2021	8/5/2021	No	G	0	0	No	8600	3890		760						Yes
Providence Specialty Products, LLC	2	8/8/2021	9/1/2021	No	C	3400	0	No				354						Yes
Providence Specialty Products, LLC	2	8/16/2021	9/1/2021	No	C	4400	0	No				393						Yes
Providence Specialty Products, LLC	2	9/20/2021	10/4/2021	Yes	C	32000	0	No	18755.26	4157.1		585						Yes
Providence Specialty Products, LLC	2	10/1/2021	10/25/2021	No	G	0	0	No				13.6	2	0.31				No
Providence Specialty Products, LLC	2	10/7/2021	10/25/2021	No	G	0	0	No				396						Yes
Providence Specialty Products, LLC	2	10/14/2021	10/25/2021	No	G	0	0	No	25400	3280		675						Yes
Providence Specialty Products, LLC	2	10/21/2021	10/29/2021	No	G	0	0	No				51.5	28.2	0.01				No
Providence Specialty Products, LLC	2	12/27/2021	1/6/2022	No	G	0	0	No				335						Yes
Rhode Island Bioenergy Facility, LLC.	1	9/30/2021	10/29/2021	No	C	22238	0	No	160	12	0.001	0.898	17	1.3	0.053	17		No
Rhode Island Bioenergy Facility, LLC.	1	10/1/2021	10/29/2021	No	C	88306	0	No	12	12	0.001	1.4	14	1.1	0.05	14		No
Rhode Island Bioenergy Facility, LLC.	1	10/2/2021	10/29/2021	No	C	13699	0	No	77	5.3		0.5	15.3	0.5	7.4	7.9		No
Rhode Island Bioenergy Facility, LLC.	1	10/3/2021	10/29/2021	No	C	23157	0	No	45	5.3		11	0.5	1.1	10			No
Rhode Island Bioenergy Facility, LLC.	1	10/13/2021	10/14/2021	Yes	C	32645	0	No	27.16	74		6.3	35.7	1.94	10.5	25.2		No
Rhode Island Bioenergy Facility, LLC.	1	11/8/2021	12/15/2021	No	C	42349	0	No	30	6		3.048	68	0.2				No
Rhode Island Bioenergy Facility, LLC.	1	11/9/2021	11/9/2021	Yes	C	43322	0	No	33.97	164		4	97.4	0.564	71.9	25.5		No
Rhode Island Bioenergy Facility, LLC.	1	12/3/2021	1/12/2022	No	C	73452	0	No	120	120		2.55	965	0.2				No
Rhode Island Resource Recovery Corp.	1	1/12/2021	2/10/2021	No	C	437730	0	No	46	85	0.01	10	229	85.6	164	65.1		No
Rhode Island Resource Recovery Corp.	1	2/4/2021	3/12/2021	No	C	213590	0	No	82	63	0.072	19	292	152	171	121		No
Rhode Island Resource Recovery Corp.	1	3/1/2021	4/7/2021	No	C	520130	0	No	53	88	0.096	18	498	118	378	120		No

**Compliance Monitoring Results for Significant Industrial Users
Field's Point - 2021**

Company Name	Sample Location	Sample Date	Received Date	NBC Sample	Type	Flow	Volume	CDF	BOD	TSS	TTO	Total O&G	Total Nitrogen	Ammonia	Nitrate+Nitrite	TKN	TRC	Violation
Rhode Island Resource Recovery Corp.	1	4/8/2021	5/27/2021	No	C	368220	0	No	132	80	0.15	13	218	58	148	69.6		No
Rhode Island Resource Recovery Corp.	1	5/8/2021	6/29/2021	No	C	238480	0	No					37.4	0.3	6.96	30.4		No
Rhode Island Resource Recovery Corp.	1	5/11/2021	6/9/2021	Yes	C	344192	0	No	54.99	75.33	0.04	4	32.9	0.445	2.25	30.7		No
Rhode Island Resource Recovery Corp.	1	5/13/2021	6/29/2021	No	C	398510	0	No					24.1	0.4	0.03	24.1		No
Rhode Island Resource Recovery Corp.	1	5/20/2021	6/29/2021	No	C	392160	0	No	22	75	0.6	3	18.1	0.2	0.03	18.1		No
Rhode Island Resource Recovery Corp.	1	5/26/2021	6/29/2021	No	C	302540	0	No					30	0.3	0.18	28.8		No
Rhode Island Resource Recovery Corp.	1	6/9/2021	7/27/2021	No	C	355630	0	No	20	27	0.05	6.5	15.1	0.9				No
Rhode Island Resource Recovery Corp.	1	7/7/2021	8/10/2021	No	C	328720	0	No	52	196	0.05	3	25.7	0.5				No
Rhode Island Resource Recovery Corp.	1	8/11/2021	9/20/2021	No	C	318180	0	No	28	117	0.005	6	27.9	0.3				No
Rhode Island Resource Recovery Corp.	1	8/18/2021	8/18/2021	Yes	C	335000	0	No	22.04	44.667	0.4	4						No
Rhode Island Resource Recovery Corp.	1	9/8/2021	10/29/2021	No	C	399660	0	No	20	54	0.004	3	14.9	0.3				No
Rhode Island Resource Recovery Corp.	1	9/29/2021	9/30/2021	Yes	C	320320	0	No	34.58	31.333	0.02	4	33.6	5.45	4.61	29		No
Rhode Island Resource Recovery Corp.	1	10/5/2021	11/29/2021	No	C	287140	0	No	97	105	0.06	10	93.9	35.9				No
Rhode Island Resource Recovery Corp.	1	10/12/2021	11/29/2021	Yes	C	366000	0	No	26.12	43		4	36	0.367				No
Rhode Island Resource Recovery Corp.	1	11/15/2021	12/30/2021	No	C	373080	0	No	58	170	0.005	6.75	399	90.7				No
Rhode Island Resource Recovery Corp.	1	12/2/2021	1/24/2022	No	C	292630	0	No	326	134	0.012	6.75	201	185				No
Rhode Island Resource Recovery Corp.	4	9/29/2021	9/29/2021	Yes	G	330000	0	No					45.4	0.279	26.7	18.7		No
Rhode Island Resource Recovery Corp.	4	10/12/2021	10/13/2021	Yes	G	0	1	No					63.3	0.223	44.8	18.5		No
Textron, Inc.	1	1/27/2021	2/25/2021	No	C	15652	0	No			0.01							No
Textron, Inc.	1	2/8/2021	2/22/2021	Yes	C	15470	0	No			0.02							No
Textron, Inc.	1	2/17/2021	3/30/2021	No	C	15422	0	No			0.005							No
Textron, Inc.	1	3/18/2021	4/13/2021	No	C	15454	0	No			0.01							No
Textron, Inc.	1	3/19/2021	4/13/2021	No	C	15501	31921	No			0.01							No
Textron, Inc.	1	4/26/2021	5/27/2021	No	C	22106	0	No			0.006							No
Textron, Inc.	1	5/18/2021	6/29/2021	No	C	11500	0	No			0.005							No
Textron, Inc.	1	6/6/2021	7/29/2021	No	C	15000	0	No			0.001							No
Textron, Inc.	1	6/9/2021	7/13/2021	Yes	C	14620	0	No			0.001							No
Textron, Inc.	1	7/22/2021	8/27/2021	No	C	14354	0	No			0.001							No
Textron, Inc.	1	8/19/2021	9/29/2021	No	C	13557	0	No			0.005							No
Textron, Inc.	1	9/22/2021	10/25/2021	No	C	13340	0	No			0.005							No
Textron, Inc.	1	10/14/2021	11/22/2021	No	C	13584	0	No			0.001							No
Textron, Inc.	1	10/27/2021	11/18/2021	Yes	C	15000	0	No			0.002							No
Textron, Inc.	1	11/17/2021	12/28/2021	No	C	6636	0	No			0.005							No
Textron, Inc.	1	12/22/2021	1/27/2022	No	C	16000	0	No			0.01							No
Univar Solutions USA, Inc.	1	1/7/2021	1/26/2021	No	G	0	7800	No			0.018						0.1	No
Univar Solutions USA, Inc.	1	1/14/2021	2/16/2021	Yes	C	9278	0	No			0.05							No
Univar Solutions USA, Inc.	1	4/9/2021	4/21/2021	No	G	0	7800	No			0.054						2.6	No
Univar Solutions USA, Inc.	1	5/6/2021	6/9/2021	Yes	G	9278	0	No			0.04						0.22	No
Univar Solutions USA, Inc.	1	7/7/2021	7/22/2021	No	G	0	7800	No			0.015						0.11	No
Univar Solutions USA, Inc.	1	10/8/2021	10/27/2021	No	G	0	7800	No			0.02						0.1	No
Univar Solutions USA, Inc.	1	11/10/2021	1/11/2022	Yes	C	0	7800	No			0.017							No
Univar Solutions USA, Inc.	1	12/9/2021	1/10/2022	Yes	C	7970	0	No			0.012							No

***COMPLIANCE MONITORING
RESULTS FOR SIGNIFICANT
INDUSTRIAL USERS***

BUCKLIN POINT

COMPLIANCE MONITORING LEGEND

Parameter Legend

Cd = Cadmium

Cr = Chromium

Cu = Copper

Pb = Lead

Ni = Nickel

Ag = Silver

Zn = Zinc

CN = Cyanide

Hg = Mercury

Mo = Molybdenum

As = Arsenic

Sn = Tin

Se = Selenium

O & G = Oil and Grease

BOD = Biochemical Oxygen Demand

TSS = Total Suspended Solids

TTO = Total Toxic Organics

TRC = Total Residual Chlorine

TKN = Total Kjeldahl Nitrogen

Sample Legend

C = Composite Sample

G = Grab Sample

CDF = Concentrated Discharge Formula

**Compliance Monitoring Results For Significant Industrial Users
Bucklin Point - 2021**

Company Name	Sample Location	Sample Date	Received Date	NBC Sample	Type	Flow	Volume	CDF	As	Cd	Cr	Cu	Pb	Ni	Ag	Zn	CN	CN-EPA	TRC	Violation
Accent Plating Company	1	2/24/2021	4/5/2021	No	C	2100	0	No		0.01		0.246		0.936		1.92	0.02			Yes
Accent Plating Company	1	3/11/2021	4/5/2021	No	C	2300	0	No								0.05				No
Accent Plating Company	1	3/25/2021	3/26/2021	Yes	C	2000	0	No		0.015	0.075	0.055	0.075	0.05	0.05	0.06	0.004			No
Accent Plating Company	1	3/25/2021	4/12/2021	No	C	2400	0	No								0.057				No
Accent Plating Company	1	4/1/2021	4/12/2021	No	C	2200	0	No								0.05				No
Accent Plating Company	1	4/8/2021	5/28/2021	No	C	2600	0	No		0.01	0.02	0.02	0.02	0.05	0.01	0.05	0.005			No
Accent Plating Company	1	6/24/2021	7/12/2021	No	C	2500	0	No		0.01		0.084		0.273		0.691	0.005			No
Accent Plating Company	1	8/26/2021	9/23/2021	No	C	2100	0	No		0.01		0.02		0.05		0.05	0.005			No
Accent Plating Company	1	10/12/2021	11/1/2021	Yes	C	1010	0	No		0.015	0.075	0.02	0.075	0.257	0.025	0.804	0.004			No
Accent Plating Company	1	10/19/2021	12/2/2021	No	C	2400	0	No		0.01	0.02	0.1	0.02	0.146	0.01	0.487	0.005			No
Accent Plating Company	1	12/16/2021	1/27/2022	No	C	2300	0	No		0.01		0.039		0.05		0.05	0.005			No
Aspen Aerogels Rhode Island, LLC	4	4/25/2021	4/29/2021	No	G	0	750	No		0.004	0.112	0.414	0.005	0.005	0.005	0.113				No
Aspen Aerogels Rhode Island, LLC	5	4/25/2021	4/29/2021	No	G	0	750	No		0.004	0.02	0.794	0.005	0.05	0.005	0.104				No
Aspen Aerogels Rhode Island, LLC	7	4/25/2021	4/29/2021	No	G	0	750	No		0.004	0.013	0.591	0.006	0.056	0.005	0.056				No
Aspen Aerogels Rhode Island, LLC	7	7/30/2021	8/6/2021	No	G	0	1000	No		0.004	0.005	0.096	0.005	0.007	0.005	0.02				No
Aspen Aerogels Rhode Island, LLC	8	4/25/2021	4/29/2021	No	G	0	750	No		0.004	0.005	0.109	0.005	0.05	0.005	0.02				No
Aspen Aerogels Rhode Island, LLC	9	4/25/2021	4/29/2021	No	G	0	750	No		0.004	0.041	0.02	0.005	0.05	0.005	0.066				No
Aspen Aerogels Rhode Island, LLC	9	7/30/2021	8/6/2021	No	G	0	1000	No		0.004	0.005	0.02	0.005	0.005	0.005	0.02				No
BEST Engineered Surface Technologies, LLC	1	1/7/2021	2/15/2021	No	G	0	0	No					0.025		0	0.064				No
BEST Engineered Surface Technologies, LLC	1	1/14/2021	2/8/2021	No	G	31879	0	No		0.002	0.025	0.025	0.025	0.025	0.025	0.058				No
BEST Engineered Surface Technologies, LLC	1	1/15/2021	2/8/2021	No	G	2268	0	No		0.002	0.025	0.025	0.025	0.025	0.025	0.068				No
BEST Engineered Surface Technologies, LLC	1	1/18/2021	2/8/2021	No	G	1900	0	No		0.002	0.025	0.025	0.025	0.025	0.025	0.089				No
BEST Engineered Surface Technologies, LLC	1	1/19/2021	2/8/2021	No	G	2323	0	No		0.002	0.025	0.025	0.025	0.025	0.025	0.11				No
BEST Engineered Surface Technologies, LLC	1	1/20/2021	1/21/2021	Yes	C	4300	0	No		0.015	0.075	0.086	0.075	0.083	0.025	2.225	0.221			Yes
BEST Engineered Surface Technologies, LLC	1	1/21/2021	2/15/2021	No	G	0	0	No					0.025		0	0.18				No
BEST Engineered Surface Technologies, LLC	1	1/28/2021	2/15/2021	No	G	0	0	No					0.025		0	0.52				No
BEST Engineered Surface Technologies, LLC	1	2/4/2021	2/19/2021	No	G	1135	0	No					0.025		0	0.073				No
BEST Engineered Surface Technologies, LLC	1	2/16/2021	3/5/2021	No	G	743	0	No							0		0.01			No
BEST Engineered Surface Technologies, LLC	1	2/17/2021	3/5/2021	No	G	2359	0	No							0		0.01			No
BEST Engineered Surface Technologies, LLC	1	2/18/2021	3/5/2021	No	G	1635	0	No					0.025		0	0.069	0.01			No
BEST Engineered Surface Technologies, LLC	1	2/19/2021	3/5/2021	No	G	776	0	No							0		0.01			No
BEST Engineered Surface Technologies, LLC	1	4/27/2021	5/17/2021	No	C	34311	0	No			0.25	0.25		0.25	0	0.25				No
BEST Engineered Surface Technologies, LLC	1	5/27/2021	7/8/2021	No	C	27825	0	No			0.025	0.025		0.052	0	0.025				No
BEST Engineered Surface Technologies, LLC	1	6/24/2021	6/25/2021	Yes	C	225	0	No		0.015	0.075	0.025	0.075	0.05	0.025	0.648	0.004			No
BEST Engineered Surface Technologies, LLC	1	7/27/2021	8/10/2021	No	C	33346	0	No		0.003	0.025	0.025	0.025	0.14	0.025	0.032	0.01			No
BEST Engineered Surface Technologies, LLC	1	8/26/2021	9/21/2021	No	C	594	0	No				0.025	0.025		0	0.075				No
BEST Engineered Surface Technologies, LLC	1	9/17/2021	10/13/2021	No	C	68	0	No			0.025	0.025		0.055	0	0.059	0.01			No
BEST Engineered Surface Technologies, LLC	1	9/28/2021	10/30/2021	Yes	C	3281	0	No		0.015	0.075	0.093	0.075	0.146	0.025	0.177	0.024			No
BEST Engineered Surface Technologies, LLC	1	11/18/2021	12/8/2021	No	C	80	0	No			0.025	0.025		0.046	0	0.21				No
Bliss Manufacturing Co., Inc.	1	2/22/2021	3/11/2021	No	C	0	0	No		0.01	0.02	0.057	0.02	0.05	0.01	0.129	0.02			No
Bliss Manufacturing Co., Inc.	1	4/29/2021	5/25/2021	No	C	277	0	No		0.05	0.02	0.051	0.02	0.05	0.01	0.05	0.02			No
Bliss Manufacturing Co., Inc.	1	6/23/2021	6/24/2021	Yes	C	1497	0	No		0.015	0.075	0.068	0.075	0.05	0.025	0.136	0.013			No
Bliss Manufacturing Co., Inc.	1	6/28/2021	7/9/2021	No	C	187	0	No				0.272		0.05	0	0.01	0.005			No
Bliss Manufacturing Co., Inc.	1	8/30/2021	9/30/2021	No	C	260	0	No				0.029		0.05	0.017		0.005			No
Bliss Manufacturing Co., Inc.	1	9/28/2021	9/29/2021	Yes	C	180	0	No		0.015	0.075	4.73	0.075	0.05	0.025	0.063	0.004			Yes
Bliss Manufacturing Co., Inc.	1	10/19/2021	11/4/2021	No	C	400	0	No		0.01	0.02	2.48	0.02	0.05	0.01	0.139	0.005			Yes

**Compliance Monitoring Results For Significant Industrial Users
Bucklin Point - 2021**

Company Name	Sample Location	Sample Date	Received Date	NBC Sample	Type	Flow	Volume	CDF	As	Cd	Cr	Cu	Pb	Ni	Ag	Zn	CN	CN-EPA	TRC	Violation
Bliss Manufacturing Co., Inc.	1	10/22/2021	11/4/2021	No	C	0	0	No				1.44			0					Yes
Bliss Manufacturing Co., Inc.	1	10/27/2021	10/28/2021	Yes	C	194	0	No		0.015	0.114	9.032	0.075	0.05	0.027	0.302	0.005			Yes
Bliss Manufacturing Co., Inc.	1	11/30/2021	12/15/2021	Yes	C	543	0	No		0.015	0.075	25.43	0.075	0.052	0.026	0.221	0.004			Yes
Bliss Manufacturing Co., Inc.	1	12/21/2021	1/18/2022	No	C	0	0	No				3.08			0		0.005			Yes
Bliss Manufacturing Co., Inc.	1	12/22/2021	1/18/2022	No	C	0	0	No				1.54			0					Yes
Bliss Manufacturing Co., Inc.	1	12/23/2021	1/18/2022	No	C	0	0	No				1.28			0					Yes
Bliss Manufacturing Co., Inc.	1	12/28/2021	12/29/2021	Yes	C	0	165	No		0.015	0.075	4.909	0.075	0.05	0.212	0.072	0.013			Yes
Bliss Manufacturing Co., Inc.	1	12/30/2021	1/18/2022	No	C	0	0	No				0.726		0.05	0.023		0.005			No
Bliss Manufacturing Co., Inc.	2	2/22/2021	3/11/2021	No	G	0	0	No										0.02		No
Bliss Manufacturing Co., Inc.	2	6/28/2021	7/9/2021	No	G	187	0	No										0.005		No
Bliss Manufacturing Co., Inc.	2	10/19/2021	11/4/2021	No	G	0	0	No										0.005		No
CBNA Barletta Phase IIIA CSO JV	1	8/19/2021	9/23/2021	No	C	24631	0	No	0.008	0.005	0.01	0.01	0.015	0.01	0.01	0.05	0.01			No
CBNA Barletta Phase IIIA CSO JV	1	8/20/2021	9/23/2021	No	C	11486	0	No	0.03	0.005	0.01	0.01	0.015	0.01	0.01	0.05	0.01			No
CBNA Barletta Phase IIIA CSO JV	1	8/23/2021	9/23/2021	No	C	17752	0	No	0.03	0.005	0.01	0.01	0.015	0.01	0.01	0.05	0.01			No
CBNA Barletta Phase IIIA CSO JV	1	8/24/2021	9/23/2021	No	C	6625	0	No	0.03	0.005	0.01	0.01	0.015	0.01	0.01	0.05	0.01			No
CBNA Barletta Phase IIIA CSO JV	1	9/16/2021	10/26/2021	No	C	6625	0	No	0.008	0.005	0.01	0.01	0.015	0.01	0.01	0.05				No
CBNA Barletta Phase IIIA CSO JV	1	9/22/2021	9/23/2021	Yes	C	1045	0	No	0.005	0.015	0.075	0.02	0.075	0.05	0.025	0.06				No
CBNA Barletta Phase IIIA CSO JV	1	10/6/2021	11/29/2021	No	C	22745	0	No	0.01	0.005	0.012	0.01	0.015	0.01	0.01	0.05				No
CBNA Barletta Phase IIIA CSO JV	1	10/21/2021	10/22/2021	Yes	C	94	0	No	0.066	0.015	0.075	0.02	0.075	0.05	0.025	0.06				Yes
CBNA Barletta Phase IIIA CSO JV	1	10/27/2021	11/29/2021	No	C	7997	0	No	0.008	0.005	0.01	0.01	0.015	0.01	0.03	0.05				No
CBNA Barletta Phase IIIA CSO JV	1	11/16/2021	12/15/2021	No	C	25076	0	No	0.032	0.005	0.012	0.013	0.015	0.01	0.01	0.02				Yes
CBNA Barletta Phase IIIA CSO JV	1	11/23/2021	12/15/2021	No	C	0	0	No	0.056	0.005	0.026	0.015	0.015	0.012	0.01	0.04				Yes
CBNA Barletta Phase IIIA CSO JV	1	12/3/2021	12/15/2021	No	C	0	0	No	0.142											Yes
CBNA Barletta Phase IIIA CSO JV	1	12/7/2021	12/15/2021	No	C	0	0	No	0.1											Yes
CBNA Barletta Phase IIIA CSO JV	1	12/16/2021	1/13/2022	No	C	16584	0	No	0.025	0.005	0.01	0.01	0.015	0.01	0.01	0.02				No
CBNA Barletta Phase IIIA CSO JV	1	12/21/2021	12/21/2021	Yes	G	502	0	No	0.025	0.015	0.075	0.02	0.075	0.05	0.025	0.06				No
CBNA Barletta Phase IIIA CSO JV	1	12/22/2021	1/13/2022	No	C	38110	0	No	0.021											No
Chemart Company	1	1/21/2021	1/22/2021	Yes	C	13021	0	No		0.015	0.075	0.108	0.075	1.274	0.025	0.06	0.124			No
Chemart Company	1	1/27/2021	2/18/2021	No	C	18055	0	No			0.01	0.01		0.025	0	0.025	0.02			No
Chemart Company	1	2/11/2021	3/17/2021	No	C	19961	0	No			0.02	0.06		0.05	0	0.05	0.02			No
Chemart Company	1	3/10/2021	4/14/2021	No	C	16022	0	No			0.02	0.02		0.385	0	0.062	0.028			No
Chemart Company	1	4/7/2021	5/17/2021	No	C	14556	0	No		0.01	0.02	0.02	0.02	0.133	0.01	0.05	0.02			No
Chemart Company	1	5/19/2021	6/10/2021	No	C	19941	0	No			0.02	0.075		0.898	0	0.193	0.005			No
Chemart Company	1	6/17/2021	7/14/2021	No	C	22179	0	No			0.02	0.02		0.05	0	0.767	0.005			No
Chemart Company	1	7/30/2021	8/10/2021	No	C	9526	0	No			0.02	0.159		0.364	0	0.054	0.027			No
Chemart Company	1	8/13/2021	9/9/2021	No	C	32644	0	No			0.02	0.69		0.054	0	0.344	0.005			No
Chemart Company	1	8/31/2021	9/1/2021	Yes	C	13983	0	No		0.015	0.075	0.035	0.075	0.06	0.025	0.06	0.046			No
Chemart Company	1	9/8/2021	10/14/2021	No	C	27550	0	No			0.01	0.036		0.059	0	0.052	0.068			No
Chemart Company	1	10/13/2021	11/9/2021	No	C	24211	0	No		0.01	0.02	0.02	0.02	0.05	0.01	0.05	0.01			No
Chemart Company	1	11/10/2021	12/22/2021	No	C	29651	0	No			0.02	0.826		0.117	0	0.783	0.005			No
Chemart Company	1	12/8/2021	2/2/2022	No	C	19573	0	No			0.02	0.02		0.05	0	0.05	0.016			No
Chemart Company	2	1/27/2021	2/17/2021	No	G	18055	0	No										0.02		No
Chemart Company	2	3/10/2021	4/14/2021	No	C	16022	0	No										0.029		No
Chemart Company	2	5/19/2021	6/10/2021	No	G	19941	0	No										0.005		No
Chemart Company	2	7/30/2021	8/10/2021	No	G	9526	0	No										0.027		No
Chemart Company	2	9/8/2021	10/14/2021	No	G	27550	0	No										0.055		No

**Compliance Monitoring Results For Significant Industrial Users
Bucklin Point - 2021**

Company Name	Sample Location	Sample Date	Received Date	NBC Sample	Type	Flow	Volume	CDF	As	Cd	Cr	Cu	Pb	Ni	Ag	Zn	CN	CN-EPA	TRC	Violation
Chemart Company	2	11/10/2021	12/22/2021	No	G	29651	0	No										0.005		No
Cintas Corporation	1	1/5/2021	1/25/2021	No	C	9503	0	No							0		0.02			No
Cintas Corporation	1	1/12/2021	2/4/2021	No	C	7495	0	No							0		0.02			No
Cintas Corporation	1	1/19/2021	2/4/2021	No	C	5818	0	No				0.073	0.024		0	0.341	0.02			No
Cintas Corporation	1	1/26/2021	2/8/2021	No	C	52948	0	No							0		0.02			No
Cintas Corporation	1	2/15/2021	3/8/2021	No	C	16647	0	No				0.06	0.021		0	0.352	0.02			No
Cintas Corporation	1	3/15/2021	4/12/2021	No	C	8660	0	No				0.07	0.033		0	0.484	0.02			No
Cintas Corporation	1	4/12/2021	5/13/2021	No	C	56240	0	No				0.091	0.022		0	0.425	0.02			No
Cintas Corporation	1	4/28/2021	5/20/2021	Yes	C	11487	0	No		0.015	0.075	0.057	0.075	0.05	0.025	0.509				No
Cintas Corporation	1	5/24/2021	6/22/2021	No	C	73434	0	No				0.067	0.02		0	0.287	0.005			No
Cintas Corporation	1	6/22/2021	7/16/2021	No	C	65707	0	No				0.046	0.02		0	0.371	0.005			No
Cintas Corporation	1	7/28/2021	8/17/2021	No	C	61730	0	No				0.067	0.02		0	0.253	0.005			No
Cintas Corporation	1	8/24/2021	9/20/2021	No	C	56860	0	No				0.08	0.024		0	0.471	0.024			No
Cintas Corporation	1	9/21/2021	10/15/2021	No	C	67662	0	No				0.053	0.039		0	0.306	0.008			No
Cintas Corporation	1	10/13/2021	11/10/2021	Yes	C	14125	0	No		0.015	0.075	0.105	0.075	0.05	0.025	0.377	0.007			No
Cintas Corporation	1	10/19/2021	11/12/2021	No	C	63569	0	No				0.095	0.027		0	0.352	0.005			No
Cintas Corporation	1	11/16/2021	12/6/2021	No	C	63349	0	No		0.01	0.02	0.05	0.029	0.05	0.01	0.354	0.005			No
Cintas Corporation	1	12/14/2021	1/10/2022	No	C	63520	0	No				0.062	0.024		0	0.646	0.005			No
Denison Pharmaceuticals, LLC	1	1/7/2021	2/1/2021	Yes	G	200	0	No		0.015	0.075	0.02	0.075	0.05	0.025	0.072				No
Denison Pharmaceuticals, LLC	1	1/18/2021	2/5/2021	No	G	1566	1566	No				0.025			0	0.042				No
Denison Pharmaceuticals, LLC	1	5/13/2021	5/14/2021	No	G	661	661	No				0.025			0	0.048				No
Denison Pharmaceuticals, LLC	1	7/15/2021	7/26/2021	No	G	697	697	No				0.025			0	0.027				No
Denison Pharmaceuticals, LLC	1	8/4/2021	8/25/2021	Yes	G	2227	0	No		0.015	0.075	0.02	0.075	0.05	0.025	0.06				No
Denison Pharmaceuticals, LLC	1	10/14/2021	11/8/2021	No	G	656	0	No				0.025			0	0.027				No
Ecological Fibers, Inc.	1	1/4/2021	1/19/2021	No	C	1310	0	No							0	3.2				Yes
Ecological Fibers, Inc.	1	1/5/2021	1/19/2021	No	C	2260	0	No							0	3.6				Yes
Ecological Fibers, Inc.	1	1/6/2021	1/21/2021	No	C	2340	0	No							0	3.1				Yes
Ecological Fibers, Inc.	1	1/7/2021	1/21/2021	No	C	2300	0	No			0.025	0.03			0	5.8				Yes
Ecological Fibers, Inc.	1	1/8/2021	1/21/2021	No	C	2140	0	No							0	6				Yes
Ecological Fibers, Inc.	1	1/11/2021	1/21/2021	No	C	2270	0	No							0	6.4				Yes
Ecological Fibers, Inc.	1	1/12/2021	1/21/2021	No	C	2050	0	No							0	6.5				Yes
Ecological Fibers, Inc.	1	1/13/2021	1/21/2021	No	C	2000	0	No							0	3				Yes
Ecological Fibers, Inc.	1	1/15/2021	2/2/2021	No	C	140	0	No							0	5.3				Yes
Ecological Fibers, Inc.	1	1/18/2021	2/2/2021	No	C	660	0	No							0	0.02				No
Ecological Fibers, Inc.	1	1/19/2021	2/2/2021	No	C	1340	0	No							0	2.3				Yes
Ecological Fibers, Inc.	1	1/20/2021	2/2/2021	No	C	2210	0	No							0	4.6				Yes
Ecological Fibers, Inc.	1	1/21/2021	2/2/2021	No	C	2290	0	No							0	4.4				Yes
Ecological Fibers, Inc.	1	1/22/2021	2/2/2021	No	C	3510	0	No							0	7.4				Yes
Ecological Fibers, Inc.	1	2/1/2021	2/15/2021	No	C	2130	0	No							0	3.2				Yes
Ecological Fibers, Inc.	1	2/2/2021	2/15/2021	No	C	2490	0	No							0	3.1				Yes
Ecological Fibers, Inc.	1	2/3/2021	2/15/2021	No	C	1720	0	No							0	2.7				Yes
Ecological Fibers, Inc.	1	2/3/2021	2/22/2021	Yes	C	2370	0	No		0.015	0.075	0.024	0.075	0.2	0.025	3.003				Yes
Ecological Fibers, Inc.	1	2/4/2021	2/15/2021	No	C	2060	0	No							0	3				Yes
Ecological Fibers, Inc.	1	2/5/2021	2/15/2021	No	C	1590	0	No							0	3				Yes
Ecological Fibers, Inc.	1	2/8/2021	2/19/2021	No	C	1800	0	No							0	5.5				Yes
Ecological Fibers, Inc.	1	2/9/2021	2/19/2021	No	C	1910	0	No							0	6.1				Yes

**Compliance Monitoring Results For Significant Industrial Users
Bucklin Point - 2021**

Company Name	Sample Location	Sample Date	Received Date	NBC Sample	Type	Flow	Volume	CDF	As	Cd	Cr	Cu	Pb	Ni	Ag	Zn	CN	CN-EPA	TRC	Violation
Ecological Fibers, Inc.	1	2/10/2021	2/19/2021	No	C	2350	0	No							0	6.6				Yes
Ecological Fibers, Inc.	1	2/11/2021	2/19/2021	No	C	2350	0	No							0	6.5				Yes
Ecological Fibers, Inc.	1	2/12/2021	2/19/2021	No	C	2360	0	No							0	5.1				Yes
Ecological Fibers, Inc.	1	2/15/2021	3/2/2021	No	C	2370	0	No							0	4.9				Yes
Ecological Fibers, Inc.	1	2/16/2021	3/2/2021	No	C	1410	0	No							0	4.3				Yes
Ecological Fibers, Inc.	1	2/17/2021	3/2/2021	No	C	1440	0	No							0	3.4				Yes
Ecological Fibers, Inc.	1	2/18/2021	3/2/2021	No	C	2170	0	No							0	4.5				Yes
Ecological Fibers, Inc.	1	2/19/2021	3/2/2021	No	C	1450	0	No							0	5.6				Yes
Ecological Fibers, Inc.	1	2/22/2021	3/9/2021	No	C	1210	0	No							0	7.8				Yes
Ecological Fibers, Inc.	1	2/23/2021	3/9/2021	No	C	1160	0	No							0	6.4				Yes
Ecological Fibers, Inc.	1	2/24/2021	3/9/2021	No	C	1950	0	No							0	6.4				Yes
Ecological Fibers, Inc.	1	2/25/2021	3/9/2021	No	C	2360	0	No							0	5				Yes
Ecological Fibers, Inc.	1	2/26/2021	3/9/2021	No	C	2070	0	No							0	3.7				Yes
Ecological Fibers, Inc.	1	3/1/2021	3/22/2021	No	C	1430	0	No							0	3				Yes
Ecological Fibers, Inc.	1	3/2/2021	3/22/2021	No	C	1330	0	No							0	1.8				Yes
Ecological Fibers, Inc.	1	3/3/2021	3/22/2021	No	C	1370	0	No							0	1.4				No
Ecological Fibers, Inc.	1	3/4/2021	3/22/2021	No	C	2160	0	No							0	4.3				Yes
Ecological Fibers, Inc.	1	3/5/2021	3/22/2021	No	C	2410	0	No							0	2.9				Yes
Ecological Fibers, Inc.	1	3/8/2021	3/24/2021	No	C	1540	0	No							0	1.9				Yes
Ecological Fibers, Inc.	1	3/9/2021	3/24/2021	No	C	1320	0	No							0	1.5				No
Ecological Fibers, Inc.	1	3/10/2021	3/24/2021	No	C	1320	0	No							0	5.5				Yes
Ecological Fibers, Inc.	1	3/11/2021	3/24/2021	No	C	2370	0	No							0	4.9				Yes
Ecological Fibers, Inc.	1	3/12/2021	3/24/2021	No	C	2210	0	No							0	3.5				Yes
Ecological Fibers, Inc.	1	3/15/2021	3/29/2021	No	C	870	0	No							0	8.7				Yes
Ecological Fibers, Inc.	1	3/16/2021	3/29/2021	No	C	1960	0	No							0	8.9				Yes
Ecological Fibers, Inc.	1	3/17/2021	3/29/2021	No	C	1160	0	No							0	6.8				Yes
Ecological Fibers, Inc.	1	3/18/2021	3/29/2021	No	C	1280	0	No							0	7.1				Yes
Ecological Fibers, Inc.	1	3/19/2021	3/29/2021	No	C	1540	0	No							0	6.8				Yes
Ecological Fibers, Inc.	1	3/22/2021	4/5/2021	No	C	1170	0	No							0	3.4				Yes
Ecological Fibers, Inc.	1	3/23/2021	4/5/2021	No	C	3220	0	No							0	2.9				Yes
Ecological Fibers, Inc.	1	3/24/2021	4/5/2021	No	C	2120	0	No							0	2.2				Yes
Ecological Fibers, Inc.	1	3/25/2021	4/5/2021	No	C	1960	0	No							0	2.1				Yes
Ecological Fibers, Inc.	1	3/26/2021	4/5/2021	No	C	1940	0	No							0	2.1				Yes
Ecological Fibers, Inc.	1	3/29/2021	4/1/2021	No	C	2030	0	No							0	2.4				Yes
Ecological Fibers, Inc.	1	3/30/2021	4/1/2021	No	C	0	0	No							0	3				Yes
Ecological Fibers, Inc.	1	3/31/2021	4/8/2021	No	C	930	0	No							0	1.74				Yes
Ecological Fibers, Inc.	1	4/1/2021	4/8/2021	No	C	1400	0	No							0	1.54				No
Ecological Fibers, Inc.	1	4/2/2021	4/8/2021	No	C	0	0	No							0	1.66				No
Ecological Fibers, Inc.	1	4/5/2021	4/12/2021	No	C	2260	0	No							0	1.68				Yes
Ecological Fibers, Inc.	1	4/6/2021	4/12/2021	No	C	1750	0	No							0	1.48				No
Ecological Fibers, Inc.	1	4/7/2021	4/12/2021	No	C	2350	0	No							0	1.35				No
Ecological Fibers, Inc.	1	4/8/2021	4/16/2021	No	C	820	0	No							0	1.8				Yes
Ecological Fibers, Inc.	1	4/9/2021	4/16/2021	No	C	1430	0	No							0	2.1				Yes
Ecological Fibers, Inc.	1	4/12/2021	4/26/2021	No	C	1500	0	No							0	1.2				No
Ecological Fibers, Inc.	1	4/13/2021	4/26/2021	No	C	2190	0	No							0	1.1				No
Ecological Fibers, Inc.	1	4/14/2021	4/26/2021	No	C	1720	0	No							0	0.65				No

**Compliance Monitoring Results For Significant Industrial Users
Bucklin Point - 2021**

Company Name	Sample Location	Sample Date	Received Date	NBC Sample	Type	Flow	Volume	CDF	As	Cd	Cr	Cu	Pb	Ni	Ag	Zn	CN	CN-EPA	TRC	Violation
Ecological Fibers, Inc.	1	4/15/2021	4/26/2021	No	C	1990	0	No							0	0.66				No
Ecological Fibers, Inc.	1	4/16/2021	4/29/2021	No	C	1960	0	No			0.025	0.054			0	0.74				No
Ecological Fibers, Inc.	1	7/7/2021	7/20/2021	No	C	1270	0	No			0.025	0.047			0	0.82				No
Ecological Fibers, Inc.	1	8/12/2021	9/24/2021	No	G	1330	0	No							0	2.3				Yes
Ecological Fibers, Inc.	1	8/13/2021	9/24/2021	No	G	1150	0	No							0	1.4				No
Ecological Fibers, Inc.	1	8/18/2021	8/25/2021	No	C	2340	0	No							0	0.78				No
Ecological Fibers, Inc.	1	8/19/2021	8/25/2021	No	C	2600	0	No							0	1.4				No
Ecological Fibers, Inc.	1	8/20/2021	8/25/2021	No	C	3110	0	No							0	2.4				Yes
Ecological Fibers, Inc.	1	8/26/2021	9/1/2021	No	C	3300	0	No							0	0.81				No
Ecological Fibers, Inc.	1	8/27/2021	9/1/2021	No	C	0	0	No							0	1.3				No
Ecological Fibers, Inc.	1	8/31/2021	9/10/2021	No	C	2780	0	No							0	1.6				No
Ecological Fibers, Inc.	1	9/1/2021	9/10/2021	No	C	1390	0	No							0	0.67				No
Ecological Fibers, Inc.	1	9/29/2021	10/4/2021	No	C	1470	0	No							0	0.66				No
Ecological Fibers, Inc.	1	9/29/2021	9/30/2021	Yes	C	800	0	No		0.015	0.075	0.02	0.075	0.086	0.025	0.699				No
Ecological Fibers, Inc.	1	10/7/2021	10/15/2021	No	C	3070	0	No			0.025	0.13			0	0.47				No
General Cable Industries, LLC	1	1/8/2021	3/1/2021	No	C	15445	0	No				0.32	0.048	0.025	0	0.58				No
General Cable Industries, LLC	1	3/3/2021	3/4/2021	Yes	C	16351	0	No		0.015	0.075	0.751	0.34	0.097	0.025	0.66				No
General Cable Industries, LLC	1	3/10/2021	4/27/2021	No	C	9881	0	No				0.22	0.12	0.12	0	0.42				No
General Cable Industries, LLC	1	5/11/2021	6/14/2021	No	C	24709	0	No				0.39	0.025	0.025	0	0.44				No
General Cable Industries, LLC	1	6/2/2021	6/21/2021	No	G	0	0	No					0.037		0					No
General Cable Industries, LLC	1	6/3/2021	6/21/2021	No	G	0	0	No					0.025		0					No
General Cable Industries, LLC	1	6/4/2021	6/21/2021	No	G	0	0	No					0.025		0					No
General Cable Industries, LLC	1	6/5/2021	6/21/2021	No	G	0	0	No					0.025		0					No
General Cable Industries, LLC	1	7/8/2021	8/24/2021	No	C	3071	0	No				0.16	0.025	0.025	0	0.25				No
General Cable Industries, LLC	1	9/1/2021	9/16/2021	Yes	C	3635	0	No		0.015	0.075	0.791	0.075	0.085	0.025	0.573				No
General Cable Industries, LLC	1	9/9/2021	10/14/2021	No	C	3060	0	No				0.29	0.025	0.025	0	0.48				No
General Cable Industries, LLC	1	11/5/2021	12/14/2021	No	C	21534	0	No				0.34	0.059	0.025	0	0.38				No
General Cable Industries, LLC	2	5/17/2021	5/26/2021	No	G	0	0	No		0.003	0.025	0.19	0.053	0.025	0.025	0.36				No
General Cable Industries, LLC	2	5/28/2021	6/14/2021	No	G	0	27847	No		0.003	0.025	0.56	0.061	0.025	0.025	0.85				No
Godfrey & Wing, Inc.	1	2/2/2021	2/16/2021	No	C	10800	0	No				0.02			0	0.05				No
Godfrey & Wing, Inc.	1	2/2/2021	2/16/2020	Yes	C	8220	0	No		0.015	0.075	0.02	0.075	0.05	0.025	0.06				No
Godfrey & Wing, Inc.	1	4/12/2021	4/29/2021	No	C	9100	0	No				0.02			0	0.05				No
Godfrey & Wing, Inc.	1	6/16/2021	7/1/2021	No	C	8310	0	No				0.025			0	0.05				No
Godfrey & Wing, Inc.	1	8/18/2021	9/7/2021	No	C	6670	0	No				0.02			0	0.05				No
Godfrey & Wing, Inc.	1	9/21/2021	9/22/2021	Yes	C	8790	0	No		0.015	0.075	0.022	0.075	0.05	0.025	0.06				No
Godfrey & Wing, Inc.	1	10/20/2021	11/4/2021	No	C	10430	0	No				0.024			0	0.05				No
Godfrey & Wing, Inc.	1	12/13/2021	1/3/2022	No	C	2810	0	No				0.02			0	0.05				No
Godfrey & Wing, Inc.	2	2/2/2021	2/16/2021	No	G	10800	600	Yes				0.063			0	0.05				No
Godfrey & Wing, Inc.	3	6/16/2021	7/1/2021	No	G	8310	435	Yes				0.082			0	0.05				No
Godfrey & Wing, Inc.	4	10/19/2021	11/4/2021	No	G	10430	238	Yes				0.031			0	0.074				No
Hord Crystal Corporation	1	1/12/2021	1/15/2021	Yes	G	0	50	No		0.015	0.075	0.142	0.075	0.05	0.025	0.06	0.006			No
Hord Crystal Corporation	1	1/12/2021	2/3/2021	No	G	0	300	No		0.002	0.025	0.14	0.025	0.025	0.025	0.047	0.01			No
Hord Crystal Corporation	1	2/1/2021	3/3/2021	No	G	100	300	No				0.1		0.025	0	0.02				No
Hord Crystal Corporation	1	4/5/2021	5/5/2021	No	G	50	300	No		0.002	0.025	0.025	0.025	0.025	0.025	0.02	0.01			No
Hord Crystal Corporation	1	6/7/2021	7/6/2021	No	G	0	300	No				0.35		0.025	0	0.18				No
Hord Crystal Corporation	1	8/2/2021	9/3/2021	No	G	0	300	No				0.44		0.02	0	0.2				No

**Compliance Monitoring Results For Significant Industrial Users
Bucklin Point - 2021**

Company Name	Sample Location	Sample Date	Received Date	NBC Sample	Type	Flow	Volume	CDF	As	Cd	Cr	Cu	Pb	Ni	Ag	Zn	CN	CN-EPA	TRC	Violation
Hord Crystal Corporation	1	8/10/2021	9/3/2021	No	G	0	300	No		0.001	0.005	3.3	0.005	0.012	0.01	0.73	0.01			Yes
Hord Crystal Corporation	1	8/10/2021	8/10/2021	Yes	G	0	300	No		0.015	0.075	4.559	0.075	0.05	0.025	1.344	0.014			Yes
Hord Crystal Corporation	1	8/23/2021	10/4/2021	No	G	0	300	No				0.33			0					No
Hord Crystal Corporation	1	8/30/2021	10/4/2021	No	G	0	300	No				0.22			0					No
Hord Crystal Corporation	1	9/7/2021	10/4/2021	No	G	0	300	No				0.29			0					No
Hord Crystal Corporation	1	9/13/2021	10/4/2021	No	G	0	300	No				0.2			0					No
Hord Crystal Corporation	1	10/4/2021	11/3/2021	No	G	90	300	No		0.002	0.025	0.9	0.025	0.025	0.025	0.35	0.01			No
Hord Crystal Corporation	1	11/4/2021	12/1/2021	Yes	G	0	80	No		0.015	0.075	0.278	0.075	0.05	0.025	0.06	0.008			No
Hord Crystal Corporation	1	12/6/2021	1/11/2022	No	G	0	300	No				0.82		0.025	0	0.28				No
HP Services, Inc.	1	1/4/2021	1/19/2021	No	G	0	250	No			0.025	0.025		0.025	0	0.02				No
HP Services, Inc.	1	2/23/2021	3/1/2021	Yes	G	1612	0	No		0.015	0.075	0.02	0.075	0.05	0.025	0.06	0.004			No
HP Services, Inc.	1	5/17/2021	6/1/2021	No	G	0	200	No		0.002	0.025	0.025	0.025	0.025	0.025	0.021	0.01			No
HP Services, Inc.	1	7/28/2021	8/16/2021	No	G	0	200	No			0.025	0.025		0.025	0	0.025				No
HP Services, Inc.	1	9/29/2021	10/15/2021	Yes	G	1612	0	No		0.015	0.075	0.02	0.075	0.05	0.025	0.06	0.007			No
HP Services, Inc.	1	10/18/2021	11/12/2021	No	G	0	200	No		0.003	0.025	0.025	0.025	0.025	0.025	0.025	0.01			No
Interplex Engineered Products, Inc.	1	1/6/2021	2/4/2021	No	C	8623	0	No				0.02	0.02	0.46	0.011		0.02			No
Interplex Engineered Products, Inc.	1	2/3/2021	3/9/2021	No	C	10234	0	No				0.029	0.02	0.343	0.051		0.033			No
Interplex Engineered Products, Inc.	1	3/3/2021	4/13/2021	No	C	7897	0	No				0.021	0.02	0.206	0.024		0.02			No
Interplex Engineered Products, Inc.	1	3/17/2021	3/18/2021	Yes	C	45186	0	No		0.015	0.075	0.07	0.075	0.256	0.201	0.06	0.035			No
Interplex Engineered Products, Inc.	1	4/7/2021	5/12/2021	No	C	5433	0	No		0.01	0.02	0.032	0.02	0.097	0.01	0.05	0.02			No
Interplex Engineered Products, Inc.	1	5/5/2021	6/8/2021	No	C	99739	0	No				0.097	0.02	0.088	0.048		0.02			No
Interplex Engineered Products, Inc.	1	6/2/2021	7/13/2021	No	C	16768	0	No				0.098	0.02	0.184	0.022		0.014			No
Interplex Engineered Products, Inc.	1	7/7/2021	8/11/2021	No	C	8090	0	No				0.056	0.02	0.188	0.01		0.005			No
Interplex Engineered Products, Inc.	1	8/4/2021	9/27/2021	No	C	5936	0	No				0.043	0.02	0.078	0.024		0.007			No
Interplex Engineered Products, Inc.	1	8/18/2021	8/19/2021	Yes	C	64013	0	No		0.015	0.075	0.034	0.075	0.111	0.025	0.06	0.028			No
Interplex Engineered Products, Inc.	1	9/1/2021	10/21/2021	No	C	8151	0	No				0.131	0.02	0.259	0.01		0.014			No
Interplex Engineered Products, Inc.	1	10/6/2021	11/29/2021	No	C	10193	0	No		0.01	0.02	0.071	0.02	0.222	0.019	0.05	0.009			No
Interplex Engineered Products, Inc.	1	11/3/2021	12/20/2021	No	C	11582	0	No				0.064	0.02	0.124	0.018		0.005			No
Interplex Engineered Products, Inc.	1	12/1/2021	1/18/2022	No	C	9846	0	No				0.934	0.02	0.626	0.01		0.005			No
Interplex Engineered Products, Inc.	2	1/7/2021	2/4/2021	No	G	8623	1000	No										0.02		No
Interplex Engineered Products, Inc.	2	2/2/2021	3/9/2021	No	C	10234	1000	No										0.079		No
Interplex Engineered Products, Inc.	2	3/4/2021	4/13/2021	No	G	7997	1000	No										0.059		No
Interplex Engineered Products, Inc.	2	4/7/2021	5/12/2021	No	G	5433	1000	No										0.02		No
Interplex Engineered Products, Inc.	2	5/6/2021	6/8/2021	No	G	99739	1000	No										0.02		No
Interplex Engineered Products, Inc.	2	6/3/2021	7/13/2021	No	C	16768	0	No										0.037		No
Interplex Engineered Products, Inc.	2	7/8/2021	8/11/2021	No	C	8090	0	No										0.015		No
Interplex Engineered Products, Inc.	2	8/5/2021	9/27/2021	No	C	5936	1000	No										0.018		No
Interplex Engineered Products, Inc.	2	9/1/2021	10/21/2021	No	G	8151	1000	No										0.014		No
Interplex Engineered Products, Inc.	2	10/7/2021	11/29/2021	No	G	10193	1000	No										0.055		No
Interplex Engineered Products, Inc.	2	11/3/2021	12/20/2021	No	G	11582	1000	No										0.005		No
Interplex Engineered Products, Inc.	2	12/2/2021	1/18/2022	No	G	9846	1000	No										0.005		No
John H. Collins & Sons Company	1	1/19/2021	2/11/2021	Yes	C	973	0	No		0.015	0.075	0.22	0.163	0.563	0.044	0.534	0.004			No
John H. Collins & Sons Company	1	1/28/2021	2/23/2021	No	C	1062	0	No		0.002	0.025	0.025	0.025	0.025	0.025	0.035	0.01			No
John H. Collins & Sons Company	1	3/22/2021	4/22/2021	No	C	1161	0	No			0.025	0.025			0	0.02				No
John H. Collins & Sons Company	1	5/26/2021	6/25/2021	No	C	2139	0	No			0.025	0.025			0	0.025				No
John H. Collins & Sons Company	1	7/22/2021	8/27/2021	No	C	1862	0	No		0.003	0.025	0.025	0.025	0.025	0.025	0.058	0.01			No

**Compliance Monitoring Results For Significant Industrial Users
Bucklin Point - 2021**

Company Name	Sample Location	Sample Date	Received Date	NBC Sample	Type	Flow	Volume	CDF	As	Cd	Cr	Cu	Pb	Ni	Ag	Zn	CN	CN-EPA	TRC	Violation
John H. Collins & Sons Company	1	8/18/2021	9/16/2021	Yes	C	1160	0	No		0.015	0.075	0.047	0.075	0.05	0.025	0.142	0.04			No
John H. Collins & Sons Company	1	9/28/2021	10/25/2021	No	C	1945	0	No			0.025	0.025			0	0.025				No
John H. Collins & Sons Company	1	11/29/2021	12/27/2021	No	C	1496	0	No			0.025	0.025			0	0.025				No
Materion Technical Materials, Inc.	1	1/4/2021	2/8/2021	No	C	24000	0	No				0.054	0.025	0.086	0.026	0.02	0.01			No
Materion Technical Materials, Inc.	1	1/4/2021	2/8/2021	No	C	22247	0	No				0.12	0.025	0.32	0.031	0.029	0.01			No
Materion Technical Materials, Inc.	1	1/5/2021	1/6/2021	Yes	C	30697	0	No		0.015	0.075	0.046	0.075	0.081	0.027	0.06	0.004			No
Materion Technical Materials, Inc.	1	2/1/2021	3/11/2021	No	C	15231	0	No				0.025	0.025	0.025	0.025	0.02	0.01			No
Materion Technical Materials, Inc.	1	3/1/2021	4/16/2021	No	C	27074	0	No				0.25	0.25	0.36	0.064	0.2	0.01			No
Materion Technical Materials, Inc.	1	4/1/2021	5/17/2021	No	C	32530	0	No		0.005	0.072	0.22	0.025	0.64	0.034	1.1	0.01			No
Materion Technical Materials, Inc.	1	5/17/2021	6/22/2021	No	C	34223	0	No				0.032	0.025	0.025	0.031	0.02	0.01			No
Materion Technical Materials, Inc.	1	6/3/2021	7/20/2021	No	C	35894	0	No				0.03	0.025	0.025	0.031	0.025	0.01			No
Materion Technical Materials, Inc.	1	7/1/2021	8/20/2021	No	C	42234	0	No				0.029	0.025	0.025	0.036	0.025	0.011			No
Materion Technical Materials, Inc.	1	8/2/2021	9/16/2021	No	C	33637	0	No				0.032	0.025	0.025	0.054	0.05	0.01			No
Materion Technical Materials, Inc.	1	8/30/2021	8/31/2021	Yes	C	31913	0	No		0.015	0.075	0.023	0.075	0.05	0.025	0.06	0.005			No
Materion Technical Materials, Inc.	1	9/1/2021	10/22/2021	No	C	30556	0	No				0.047	0.025	0.058	0.025	0.025	0.011			No
Materion Technical Materials, Inc.	1	10/4/2021	11/24/2021	No	C	32257	0	No		0.003	0.025	0.025	0.025	0.12	0.025	0.025	0.01			No
Materion Technical Materials, Inc.	1	11/2/2021	12/22/2021	No	C	24963	0	No				0.14	0.025	0.58	0.025	0.037	0.01			No
Materion Technical Materials, Inc.	1	12/1/2021	1/27/2022	No	C	35106	0	No				0.036	0.025	0.034	0.3	0.025	0.15			No
Materion Technical Materials, Inc.	2	1/4/2021	2/8/2021	No	C	22247	0	No										0.01		No
Materion Technical Materials, Inc.	2	2/1/2021	3/11/2021	No	C	15231	0	No										0.01		No
Materion Technical Materials, Inc.	2	3/1/2021	4/16/2021	No	C	27074	0	No										0.01		No
Materion Technical Materials, Inc.	2	4/1/2021	5/17/2021	No	C	32530	0	No										0.01		No
Materion Technical Materials, Inc.	2	5/17/2021	6/22/2021	No	C	34223	0	No										0.01		No
Materion Technical Materials, Inc.	2	6/3/2021	7/20/2021	No	C	35894	0	No										0.01		No
Materion Technical Materials, Inc.	2	7/1/2021	8/20/2021	No	C	42234	0	No										0.01		No
Materion Technical Materials, Inc.	2	8/2/2021	9/16/2021	No	C	33637	0	No										0.01		No
Materion Technical Materials, Inc.	2	9/1/2021	10/25/2021	No	C	30556	0	No										0.01		No
Materion Technical Materials, Inc.	2	10/4/2021	11/24/2021	No	C	32257	0	No										0.01		No
Materion Technical Materials, Inc.	2	11/2/2021	12/22/2021	No	C	24963	0	No										0.01		No
Materion Technical Materials, Inc.	2	12/1/2021	1/27/2022	No	C	35106	0	No										0.48		No
Materion Technical Materials, Inc.	4	3/25/2021	4/8/2021	No	G	0	750	No		0.002	0.025	0.16	0.056	0.025	0.025	0.4				No
Materion Technical Materials, Inc.	4	6/1/2021	6/22/2021	No	G	0	750	No		0.003	0.025	0.093	0.025	0.026	0.025	0.57				No
Murdock Webbing Co., Inc.	1	1/21/2021	1/22/2021	Yes	C	2695	0	No		0.015	0.075	0.112	0.075	0.05	0.025	0.06				No
Murdock Webbing Co., Inc.	1	2/3/2021	3/4/2021	No	C	19977	0	No			0.005	0.035			0	0.091				No
Murdock Webbing Co., Inc.	1	4/6/2021	4/22/2021	No	C	16921	0	No			0.053	0.289			0	0.087				No
Murdock Webbing Co., Inc.	1	5/3/2021	5/4/2021	Yes	C	6287	0	No		0.015	0.075	0.112	0.075	0.05	0.025	0.06				No
Murdock Webbing Co., Inc.	1	6/9/2021	6/24/2021	No	C	7186	0	No												No
Murdock Webbing Co., Inc.	1	8/11/2021	8/27/2021	No	C	12137	0	No			0.008	0.172			0	0.074				No
Murdock Webbing Co., Inc.	1	9/21/2021	9/22/2021	Yes	C	4491	0	No		0.015	0.075	0.02	0.075	0.05	0.025	0.068				No
Murdock Webbing Co., Inc.	1	10/13/2021	11/5/2021	No	C	18452	0	No			0.021	0.058			0	0.06				No
Murdock Webbing Co., Inc.	1	12/7/2021	12/22/2021	No	C	16546	0	No												No
Organic Dyes and Pigments, LLC.	1	1/5/2021	2/1/2021	Yes	G	1017	0	No		0.015	0.075	0.053	0.075	0.05	0.025	1.259				No
Organic Dyes and Pigments, LLC.	1	1/12/2021	2/9/2021	No	G	27772	0	No		0.01	0.02	0.029	0.02	0.05	0.01	0.322				No
Organic Dyes and Pigments, LLC.	1	1/26/2021	2/1/2021	Yes	G	1017	0	No		0.015	0.075	0.02	0.075	0.05	0.025	0.19				No
Organic Dyes and Pigments, LLC.	1	5/18/2021	6/14/2021	No	G	21305	0	No				0.027			0	0.05				No
Organic Dyes and Pigments, LLC.	1	7/29/2021	9/7/2021	Yes	G	0	2500	No		0.015	0.075	0.158	0.075	0.05	0.025	1.085				No

**Compliance Monitoring Results For Significant Industrial Users
Bucklin Point - 2021**

Company Name	Sample Location	Sample Date	Received Date	NBC Sample	Type	Flow	Volume	CDF	As	Cd	Cr	Cu	Pb	Ni	Ag	Zn	CN	CN-EPA	TRC	Violation
Tanury Industries	1	5/18/2021	6/8/2021	No	G	48288	0	No											0.09	No
Tanury Industries	1	5/19/2021	6/8/2021	No	G	54993	0	No											1.68	No
Tanury Industries	1	5/28/2021	6/30/2021	No	C	52565	0	No			0.166	0.663		0.278	0.041	0.03	0.029		0.55	No
Tanury Industries	1	6/7/2021	6/28/2021	No	C	0	0	No				0.284			0.016		0.013			No
Tanury Industries	1	6/8/2021	6/28/2021	No	C	0	0	No				0.382			0.121		0.088			No
Tanury Industries	1	6/9/2021	6/28/2021	No	C	0	0	No				0.46			0.025		0.023			No
Tanury Industries	1	6/30/2021	7/29/2021	No	C	49867	0	No			0.306	0.308		0.16	0.017	0.02	0.013		4.7	No
Tanury Industries	1	7/29/2021	8/27/2021	No	C	58478	0	No		0.004	0.328	2.37	0.005	0.45	0.017	0.022	0.01		8.1	Yes
Tanury Industries	1	8/26/2021	9/22/2021	No	C	0	0	No				0.929			0					No
Tanury Industries	1	8/27/2021	9/22/2021	No	C	0	0	No				0.864			0					No
Tanury Industries	1	8/30/2021	9/22/2021	No	C	0	0	No				0.586			0					No
Tanury Industries	1	8/31/2021	10/7/2021	No	C	59232	0	No			0.078	0.452		0.207	0.013	0.02	0.01		3.92	No
Tanury Industries	1	9/28/2021	9/29/2021	Yes	C	8986	0	No		0.015	0.347	1.943	0.075	1.064	0.69	0.06	0.227			Yes
Tanury Industries	1	9/30/2021	10/29/2021	No	C	58203	0	No			0.169	0.403		0.434	0.016	0.024	0.115		28	Yes
Tanury Industries	1	10/25/2021	11/15/2021	No	C	0	0	No				1.24			0.095					Yes
Tanury Industries	1	10/26/2021	11/15/2021	No	C	0	0	No				1.14			0.341					No
Tanury Industries	1	10/27/2021	11/15/2021	No	C	0	0	No				1.25			0.063					Yes
Tanury Industries	1	10/29/2021	11/24/2021	No	C	69330	0	No			0.336	1		0.591	0.017	0.03	0.01		0.66	No
Tanury Industries	1	11/2/2021	12/2/2021	No	G	57459	0	No											0.52	No
Tanury Industries	1	11/8/2021	12/6/2021	No	G	60070	0	No											11.8	No
Tanury Industries	1	11/9/2021	11/10/2021	Yes	C	28465	0	No		0.015	0.346	0.977	0.075	0.859	0.492	0.06	0.417			Yes
Tanury Industries	1	11/22/2021	12/9/2021	No	G	57399	0	No											1.34	No
Tanury Industries	1	11/22/2021	12/9/2021	No	C	57399	0	No				0.759			0.014					No
Tanury Industries	1	11/23/2021	12/14/2021	No	C	59836	0	No				0.907			0.019					No
Tanury Industries	1	11/30/2021	12/20/2021	No	C	61709	0	No			0.09	0.806		0.69	0.029	0.025	1.08		1.74	Yes
Tanury Industries	1	12/2/2021	1/3/2022	No	C	52242	0	No				0.533			0.2					No
Tanury Industries	1	12/17/2021	1/14/2022	No	C	55812	0	No							0		0.01			No
Tanury Industries	1	12/21/2021	1/14/2022	No	C	64429	0	No							0		0.184			No
Tanury Industries	1	12/22/2021	1/18/2022	No	C	61058	0	No							0		0.094			No
Tanury Industries	1	12/29/2021	1/27/2022	No	C	51020	0	No			0.005	0.44		0.37	0.032	0.031	0.01		0.02	No
Tanury Industries	2	1/29/2021	2/26/2021	No	G	47133	250	Yes				29.3		1.67	0	3.01				No
Tanury Industries	2	2/26/2021	3/30/2021	No	G	45619	250	Yes				7.75		1.84	0	1.4				No
Tanury Industries	2	3/31/2021	4/30/2021	No	G	48265	250	Yes				4.67		2.01	0	0.392				No
Tanury Industries	2	4/29/2021	5/27/2021	No	G	51201	250	Yes				2.63		2.86	0	0.238				No
Tanury Industries	2	5/28/2021	6/30/2021	No	G	52565	250	Yes				2.42		1.5	0	0.197				No
Tanury Industries	2	6/30/2021	7/29/2021	No	G	49876	250	Yes				2.37		1.38	0	0.186				No
Tanury Industries	2	7/29/2021	8/27/2021	No	G	58478	250	Yes				3.11		2	0	0.222				No
Tanury Industries	2	8/31/2021	10/7/2021	No	G	59232	250	Yes				3.15		2.76	0	0.146				No
Tanury Industries	2	9/30/2021	10/29/2021	No	G	58203	250	Yes				17.3		10.7	0	1.19				No
Tanury Industries	2	10/29/2021	11/24/2021	No	G	69330	250	Yes				37.9		16.8	0	8.32				No
Tanury Industries	2	11/30/2021	12/20/2021	No	G	61709	250	Yes				8.66		6.18	0	0.645				No
Tanury Industries	2	12/29/2021	1/27/2022	No	G	51020	250	Yes				2.79		1.86	0	0.339				No
Tanury Industries	3	1/29/2021	2/26/2021	No	G	47133	50	Yes				4.32		1.99	0	0.498				No
Tanury Industries	3	2/26/2021	3/30/2021	No	G	45619	50	Yes				2.62		0.475	0	0.047				No
Tanury Industries	3	3/31/2021	4/30/2021	No	G	48265	50	Yes				8.33		8	0	1.08				No
Tanury Industries	3	4/29/2021	5/27/2021	No	G	51201	50	Yes				25.7		62.3	0	12.9				No

**Compliance Monitoring Results For Significant Industrial Users
Bucklin Point - 2021**

Company Name	Sample Location	Sample Date	Received Date	NBC Sample	Type	Flow	Volume	CDF	As	Cd	Cr	Cu	Pb	Ni	Ag	Zn	CN	CN-EPA	TRC	Violation
Teknor Apex Company	2	11/14/2021	12/13/2021	No	G	0	760	No												No
Teknor Apex Company	3	10/13/2021	11/17/2021	No	G	0	300	No												No
The Okonite Company	1	1/21/2021	3/5/2021	No	C	1280	0	No				0.052	0.02	0.05	0	0.11				No
The Okonite Company	1	3/25/2021	4/6/2021	No	C	5767	0	No				0.026	0.02	0.05	0	0.05				No
The Okonite Company	1	3/31/2021	4/1/2021	Yes	C	2760	0	No		0.015	0.075	0.124	0.075	0.05	0.025	0.2				No
The Okonite Company	1	5/20/2021	6/16/2021	No	C	687	0	No				0.172	0.02	0.05	0	0.287				No
The Okonite Company	1	7/29/2021	8/10/2021	No	C	7497	0	No				0.138	0.003	0.005	0	0.288				No
The Okonite Company	1	9/15/2021	10/30/2021	Yes	C	5970	0	No		0.015	0.075	0.437	0.075	0.05	0.025	0.994				No
The Okonite Company	1	9/22/2021	10/13/2021	No	C	15737	0	No				0.08	0.02	0.05	0	0.05				No
The Okonite Company	1	11/30/2021	12/8/2021	No	C	0	0	No				1.45	0.02	0.06	0	0.859				Yes
The Okonite Company	1	12/9/2021	12/14/2021	No	C	0	0	No				0.102			0					No
The Okonite Company	1	12/16/2021	1/4/2022	No	C	0	0	No				0.156			0					No
The Okonite Company	1	12/22/2021	1/4/2022	No	C	0	0	No				0.095			0					No
The Okonite Company	1	12/29/2021	1/7/2022	No	C	0	0	No				0.057			0					No
The Okonite Company	2	4/14/2021	4/23/2021	No	G	0	27000	No				0.02	0.02	0.05	0	1.27				No
The Okonite Company	3	4/14/2021	4/23/2021	No	G	0	27000	No				0.02	0.02	0.05	0	1.12				No
Tiffany and Company	1	2/11/2021	3/30/2021	No	C	91	0	No				0.02			0.01					No
Tiffany and Company	1	3/17/2021	3/18/2021	Yes	C	1100	0	No		0.015	0.075	0.02	0.075	0.05	0.025	0.06	0.004			No
Tiffany and Company	1	4/2/2021	5/28/2021	No	C	911	0	No		0.01	0.02	0.02	0.02	0.05	0.01	0.05	0.02			No
Tiffany and Company	1	6/3/2021	7/30/2021	No	C	396	0	No				0.02			0.01					No
Tiffany and Company	1	8/4/2021	9/28/2021	No	C	92	0	No				0.02			0.01					No
Tiffany and Company	1	9/23/2021	9/24/2021	Yes	C	4263	0	No		0.015	0.075	0.02	0.075	0.05	0.025	0.06	0.005			No
Tiffany and Company	1	10/12/2021	11/29/2021	No	C	57	0	No		0.005	0.01	0.01	0.01	0.025	0.005	0.026	0.005			No
Tiffany and Company	1	12/2/2021	1/28/2022	No	C	74	0	No				0.02			0.01					No
Truex, Inc.	1	2/2/2021	2/25/2021	No	C	3212	0	No				0.097		0.05	0	0.081				No
Truex, Inc.	1	2/2/2021	2/3/2021	Yes	C	13847	0	No		0.015	0.075	0.086	0.075	0.05	0.025	0.06	0.004			No
Truex, Inc.	1	4/6/2021	4/27/2021	No	C	2695	0	No		0.01	0.02	0.322	0.02	0.05	0.01	0.088	0.005			No
Truex, Inc.	1	6/8/2021	6/28/2021	No	C	2692	0	No				0.157		0.05	0	0.053				No
Truex, Inc.	1	8/5/2021	8/27/2021	No	C	3440	0	No				0.094		0.05	0	0.05				No
Truex, Inc.	1	9/1/2021	9/2/2021	Yes	C	3518	0	No		0.015	0.075	0.055	0.075	0.05	0.025	0.06	0.004			No
Truex, Inc.	1	10/6/2021	10/27/2021	No	C	3142	0	No		0.01	0.02	0.19	0.02	0.05	0.01	0.088	0.005			No
Truex, Inc.	1	12/6/2021	12/27/2021	No	C	3291	0	No				0.156		0.05	0	0.092				No

COMPLIANCE MONITORING LEGEND

Parameter Legend

Cd = Cadmium

Cr = Chromium

Cu = Copper

Pb = Lead

Ni = Nickel

Ag = Silver

Zn = Zinc

CN = Cyanide

Hg = Mercury

Mo = Molybdenum

As = Arsenic

Sn = Tin

Se = Selenium

O & G = Oil and Grease

BOD = Biochemical Oxygen Demand

TSS = Total Suspended Solids

TTO = Total Toxic Organics

TRC = Total Residual Chlorine

TKN = Total Kjeldahl Nitrogen

Sample Legend

C = Composite Sample

G = Grab Sample

CDF = Concentrated Discharge Formula

ATTACHMENT VOLUME II

SECTION 6

***COMPLIANCE MONITORING
RESULTS FOR NON-SIGNIFICANT
USERS***

***COMPLIANCE MONITORING
RESULTS FOR NON-SIGNIFICANT
USERS***

FIELD'S POINT

COMPLIANCE MONITORING LEGEND

Parameter Legend

Cd = Cadmium

Cr = Chromium

Cu = Copper

Pb = Lead

Ni = Nickel

Ag = Silver

Zn = Zinc

CN = Cyanide

Hg = Mercury

Mo = Molybdenum

As = Arsenic

Sn = Tin

Se = Selenium

O & G = Oil and Grease

BOD = Biochemical Oxygen Demand

TSS = Total Suspended Solids

TTO = Total Toxic Organics

TRC = Total Residual Chlorine

TKN = Total Kjeldahl Nitrogen

Sample Legend

C = Composite Sample

G = Grab Sample

CDF = Concentrated Discharge Formula

Compliance Monitoring Results for Non-Significant Users
Field's Point - 2021

Company Name	Sample Location	Sample Date	Received Date	NBC Sample	Type	Flow	Volume	CDF	As	Cd	Cr	Cu	Pb	Ni	Hg	Se	Ag	Zn	CN	BOD	TSS	TTO	Total O&G	Total Nitrogen	Ammonia	Nitrate+Nitrite	TKN	Violation	
Women and Infants-Kilguss Lab	1	10/25/2021	11/5/2021	No	G	0	0	No		0	0	0	0	0			0.2	0	0	0	0	0	0						No
Ximedica	1	10/1/2021	1/10/2022	No	G	0	0	No		0.01	0.02	0	0	0			0	0.057	0	0	0	0	0						No
Ximedica	2	10/1/2021	1/10/2022	No	G	0	0	No		0	0	0	0	0			0	0	0	0	0	0	0	8.8					No
Yacht Club Bottling Works, Inc.	1	9/24/2021	9/30/2021	No	G	0	0	No		0	0	0	0	0			0	0	0	53	2	0	0						No

***COMPLIANCE MONITORING
RESULTS FOR NON-SIGNIFICANT
USERS***

BUCKLIN POINT

COMPLIANCE MONITORING LEGEND

Parameter Legend

Cd = Cadmium

Cr = Chromium

Cu = Copper

Pb = Lead

Ni = Nickel

Ag = Silver

Zn = Zinc

CN = Cyanide

Hg = Mercury

Mo = Molybdenum

As = Arsenic

Sn = Tin

Se = Selenium

O & G = Oil and Grease

BOD = Biochemical Oxygen Demand

TSS = Total Suspended Solids

TTO = Total Toxic Organics

TRC = Total Residual Chlorine

TKN = Total Kjeldahl Nitrogen

Sample Legend

C = Composite Sample

G = Grab Sample

CDF = Concentrated Discharge Formula

Compliance Monitoring Results For Non-Significant Users
Bucklin Point - 2021

Company Name	Sample Location	Sample Date	Received Date	NBC Sample	Type	Flow	Volume	CDF	Cd	Cr	Cu	Pb	Ni	Ag	Zn	BOD	TSS	TTO	Total O&G	Total Nitrogen	Ammonia	Nitrate+Nitrite	TRC	TKN	Violation
The Stop & Shop Supermarket Co. LLC	1	12/3/2021	2/11/2022	No	G	1245	0	No											110						No
Top Shell LLC	1	4/15/2021	6/15/2021	No	G	10	0	No											6.5						No
Top Shell LLC	1	11/22/2021	1/13/2022	No	G	0	0	No											5.7						No
Truck Pro LLC	1	4/23/2021	5/10/2021	No	G	128	0	No											4.7						No
Truck Pro LLC	1	10/8/2021	11/1/2021	No	G	0	143	No											4.7						No
Vicor Corporation	1	1/22/2021	2/9/2021	No	G	0	6	No			0.156	0.066					5								No
VIP Car Wash	1	4/29/2021	5/18/2021	No	G	0	0	No											9.6						No
VIP Car Wash	1	8/9/2021	9/14/2021	No	G	0	0	No											19						No
Vogue Industries LP	1	4/28/2021	5/12/2021	No	G	0	50	No		0.005	0.418				0.242										No
Vogue Industries LP	1	10/18/2021	11/1/2021	No	G	0	299	No		0.005	0.18				0.125										No
Water Works Car Wash	1	1/28/2021	2/10/2021	No	G	7	0	No											101						No
Water Works Car Wash	1	2/26/2021	3/8/2021	No	G	37	0	No											82.6						No
Water Works Car Wash	1	3/4/2021	3/15/2021	No	G	15	0	No											11.9						No
Water Works Car Wash	1	4/9/2021	4/28/2021	No	G	21	0	No											8.4						No
Water Works Car Wash	1	7/29/2021	10/25/2021	No	G	7	0	No											4.7						No
Wildtree Holdings, LLC	1	2/10/2021	2/16/2021	No	G	0	0	No											24						No
Wildtree Holdings, LLC	1	7/21/2021	7/27/2021	No	G	77	0	No											35						No
Wildtree Holdings, LLC	2	2/10/2021	2/16/2021	No	G	0	0	No											12						No
Wildtree Holdings, LLC	2	7/21/2021	7/27/2021	No	G	77	0	No											34						No
Xelapan Bakery and Convenience	1	1/19/2021	2/12/2021	No	G	0	0	No											110						No
Xelapan Bakery and Convenience	1	6/30/2021	7/26/2021	No	G	75	0	No											57.7						No
Yovani's Pizza	1	3/29/2021	4/20/2021	No	G	0	0	No											106						No
Yovani's Pizza	1	3/30/2021	4/20/2021	No	G	0	0	No											69						No
Zaccagnini's Pastry Shoppe	1	5/7/2021	6/2/2021	No	G	0	0	No											6.4						No
Zaccagnini's Pastry Shoppe	1	10/20/2021	11/15/2021	No	G	0	0	No											5.1						No

ATTACHMENT VOLUME II

SECTION 7

***SURVEILLANCE MANHOLE
MONITORING DATA AND LEGEND***

COMPLIANCE MONITORING LEGEND

Parameter Legend

Cd = Cadmium

Cr = Chromium

Cu = Copper

Pb = Lead

Ni = Nickel

Ag = Silver

Zn = Zinc

CN = Cyanide

Hg = Mercury

Mo = Molybdenum

As = Arsenic

Sn = Tin

VOC = Volatile Organic Compounds

Se = Selenium

O & G = Oil and Grease

BOD = Biochemical Oxygen Demand

TSS = Total Suspended Solids

TTO = Total Toxic Organics

TRC = Total Residual Chlorine

***SURVEILLANCE MANHOLE
MONITORING DATA
AND LEGEND***

FIELD'S POINT

**Field's Point
Manhole Legend**

<u>Manhole #</u>	<u>Description</u>	<u>City</u>
0	Field's Point Influent	Providence
1	Ernest Street Pump Station Wet Well	Providence
01A	Allens Avenue Interceptor	Providence
01B	Ernest Street Pump Station (Ellenfield Street Interceptor)	Providence
01C	Ernest Street Pump Station (Diversion Structure)	Providence
01D	Ernest Street Pump Station (Ellenfield Int/Diversion Structure Combo)	Providence
2	Washington Park Pump Station	Providence
3	Shipyard Street	Providence
04A	D.S. Armbrust International - Chapman Street	Providence
04B	U.S. Armbrust International - Chapman Street	Providence
05A	D.S. 24 Baker Street	Providence
05B	U.S. 24 Baker Street	Providence
06A	Baker Street	Providence
06B	Baker Street	Providence
7	Ellenfield Street	Providence
07A	D.S. 85 Ellenfield Street	Providence
07B	U.S. 85 Ellenfield Street	Providence
08A	D.S. Ira Green - Toronto Street	Providence
08B	U.S. Ira Green - Toronto Street	Providence
09A	D.S. Technodic, U.S. 225 Carolina & 215 Georgia - Georgia Ave.	Providence
09B	U.S. Technodic - Georgia Avenue	Providence
09C	U.S. Technodic - Georgia Avenue	Providence
10A	D.S. 225 Carolina & 215 Georgia - Georgia Avenue	Providence
11A	D.S. Monarch Metal Finishing - Virginia Avenue	Providence
11B	D.S. Monarch Metal Finishing - Toronto Avenue	Providence
11C	U.S. Monarch Metal Finishing - Toronto Avenue	Providence
12A	D.S. 192 Georgia Avenue	Providence
12B	U.S. 192 Georgia Avenue	Providence
13A	D.S. Mahr Federal	Providence
13B	U.S. Mahr Federal	Providence
14A	D.S. 82 Aldrich Street	Providence
14B	U.S. 82 Aldrich Street	Providence
15A	Hylestead Street	Providence
15B	Hylestead Street	Providence
16A	Blundell Street	Providence
16B	Blundell Street	Providence
17A	D.S. Univar USA - Field's Point Drive	Providence
18A	Spooner Street	Providence
19A	D.S. Eddy Street At Wyatt	Providence
19B	U.S. Eddy Street Between Oxford And Mutual	Providence
20A	D.S. 928 Eddy Street - Seymour Street	Providence
21A	D.S. 60 Seymour Street - Warren Way	Providence
22A	D.S. Northland Environmental - Allens Avenue	Providence
22B	Allens Avenue And Blackstone Street	Providence
22C	U.S. Of Henderson Street On Allens Avenue	Providence
23A	D.S. Ideal Plating - Public Street	Providence
23B	U.S. Ideal Plating - Public Street	Providence

**Field's Point
Manhole Legend**

<u>Manhole #</u>	<u>Description</u>	<u>City</u>
24A	D.S. 226 Public Street - Temple Street	Providence
24B	U.S. 226 Public Street - Temple Street	Providence
25A	D.S. 908 Eddy Street	Providence
25B	U.S. 908 Eddy Street	Providence
28A	Eddy Street	Providence
28B	Eddy Street	Providence
29A	Willard Avenue	Providence
29B	Willard Avenue	Providence
30A		Providence
30B		Providence
31A	D.S. 145 Globe Street - Eddy Street	Providence
31B	U.S. 145 Globe Street	Providence
31C	U.S. 145 Glorbe Street - Eddy Street	Providence
32A	D.S. Manchester Street LLC - Manchester Street	Providence
33A	Pine Street	Providence
33B	Pine Street	Providence
34A	D.S. 157 Clifford Street	Providence
34B	U.S. 157 Clifford Street	Providence
36A	Chestnut Street	Providence
36B	Chestnut Street	Providence
37A	Ship Street	Providence
37B	Ship Street	Providence
38A	Elm Street	Providence
38B	Chestnut Street	Providence
39A	D.S. 85 South St, - Chestnut Street	Providence
39B	U.S. 85 South St. - South Street	Providence
40A	South Street	Providence
40B	South Street	Providence
41A	Parsonage Street	Providence
42A	D.S. 45 Borden Street - Crary Street	Providence
42B	U.S. 45 Borden Street - Crary Street	Providence
43A	D.S. Former Esposito Jewelry - Dupont Dr.	Providence
43B	U.S. Former Esposito Jewelry - Dupont Dr.	Providence
44A	D.S. Former T. Sardelli - Dupont Dr.	Providence
44B	U.S. Former T. Sardelli - Dupont Dr.	Providence
45A	D.S. C&J Jewelry - Dupont Dr.	Providence
45B	U.S. C&J Jewelry - Dupont Dr.	Providence
46A	D.S. 88 Niantic Avenue - Dupont Dr.	Providence
47A	D.S. Former Park Lane / Colibri - Niantic Ave.	Providence
47B	U.S. Former Park Lane / Colibri - Niantic Ave.	Providence
48A	D.S. Alloy Holdings - Niantic Ave.	Providence
48B	U.S. Alloy Holdings - Niantic Ave.	Providence
49A	Salem St.	Providence
49B	Salem St.	Providence
50A	D.S. Industrial Park (Dupont Dr. & Niantic Ave.) Burrington St.	Providence
50B	D.S. Former Esposito and Sardelli - Dupont Drive	Providence
50C	D.S. C & J and 100 Niantic - Dupont Drive	Providence

**Field's Point
Manhole Legend**

<u>Manhole #</u>	<u>Description</u>	<u>City</u>
51	D.S. Everybody On PR5 Except Ind. Park - Huntington St.	Providence
52A	D.S. 52 Potters - Melrose St.	Providence
52B	U.S. 52 Potters. - Potters Ave.	Providence
53A	D.S. Surface Coatings - Plymouth St.	Providence
53B	U.S. Surface Coatings - Plymouth St.	Providence
54A	Cranston St.	Providence
54B	Cranston St.	Providence
55A	Bellevue Ave.	Providence
55B	Bellevue Ave.	Providence
56A	D.S. 77 Bucklin, U.S D&D Chrome - Dexter St.	Providence
56B	U.S. 77 Bucklin - Dexter St.	Providence
56C	Dexter St.	Providence
57A	D.S. 43 Bucklin St.	Providence
57B	U.S. 43 Bucklin St.	Providence
58A	D.S. Allied Business Forms - Bucklin St.	Providence
58B	U.S. Allied Business Forms - Bucklin St.	Providence
59A	D.S. 120 Sprague - Dexter St.	Providence
59B	U.S. 120 Sprague - Dexter St.	Providence
59C	Dexter St.	Providence
60A	D.S. 56 Sprague St.	Providence
60B	U.S. 56 Sprague St.	Providence
61A	D.S. 44 Warren- Westfield St.	Providence
61B	U.S. 44 Warren - Westfield St.	Providence
62A	D.S. Prov. Journal (Fountain St) - Fountain St.	Providence
62B	U.S. Prov. Journal (Fountain St) - Fountain St.	Providence
63A	D.S. Prov. Journal (Prod. Facility) - Kinsley Ave.	Providence
63B	U.S. Prov. Journal (Prod. Facility) - Kinsley Ave.	Providence
64A	D.S. 30 Desoto St.	Providence
65A	D.S. International Chromium Plating - Addison Place	Providence
65B	U.S. International Chromium Plating - Addison Place	Providence
66A	Erickson Place	Providence
68A	D.S. 335 Valley St.	Providence
68B	U.S. 335 Valley St.	Providence
69A	D.S. 29 Aurora St.	Providence
69B	U.S. 29 Aurora St.	Providence
69C		Providence
69D		Providence
70A	D.S. A&F Plating & Universal Plating - River Ave.	Providence
70B	U.S. A&F Plating & Universal Plating - River Ave.	Providence
70C	U.S. Universal Plating, D.S. A&F Plating - River Avenue	Providence
71A	D.S. 555 Valley - Hemlock St.	Providence
71B	U.S. 555 Valley - Hemlock St.	Providence
72A	Drive Way Of 350 Kinsley Ave. Mill Complex	Providence
72B	Kinsley Ave.	Providence
73A	D.S. U.S. Former General Plating - Harris Ave.	Providence
73B	U.S. 586 Atwells Ave - Harris Ave.	Providence
73C	D.S. Former General Plating - Harris Ave.	Providence

**Field's Point
Manhole Legend**

<u>Manhole #</u>	<u>Description</u>	<u>City</u>
74A	Curtis St.	Providence
75A	U.S. Umicore - Sims St.	Providence
75B	D.S. 50 Sims Ave.	Providence
75C	D.S. 50 Sims Ave.	Providence
75D	D.S. 498 Kinsley - Sims St.	Providence
76A	Olneyville Drainage District - Valley St.	Providence
77A	D.S. Atlantic Mills Complex - Manton Ave.	Providence
77B	U.S. Atlantic Mills Complex - Manton Ave.	Providence
78A	Delaine Street	Providence
79A	D.S. 230 Oak St. - Agnes St.	Providence
79B	U.S. 230 Oak St. - Magnolia St.	Providence
79C	U.S. D & L Sales	Providence
79D	D.S. D & L Sales	Providence
80A	D.S. 91 Hartford Ave.	Providence
80B	U.S. 91 Hartford Ave.	Providence
81A	D.S. Contract Specialities - Hartford Ave.	Providence
81B	U.S. Contract Specialities - Hartford Ave.	Providence
82A	King Phillip St.	Providence
82B	King Phillip St.	Providence
83A	D.S. 50 Valley St.	Providence
83B	U.S. 50 Valley St.	Providence
84A	D.S. 415 Valley St.	Providence
84B	U.S. 415 Valley St.	Providence
85A	Spruce Street	Providence
85B	Spruce Street	Providence
86A	D.S. 219 West Park St.	Providence
86B	U.S. 219 West Park St.	Providence
87A	D.S. 69 Bath St.	Providence
87B	U.S. 69 Bath St.	Providence
88A	West River St.	Providence
88B	West River St.	Providence
89A	D.S. Home Depot Charles St.	Providence
89B	U.S. Home Depot- Charles St.	Providence
90A	D.S. Drew Easton Company - Whipple St.	Providence
90B	U.S. Drew Easton Company - Whipple St.	Providence
91A	D.S. Fashion Accents - Nashua St.	Providence
91B	U.S. Fashion Accents - Nashua St.	Providence
92A	D.S. 35 Livingston - Livingston St.	Providence
92B	U.S. 35 Livingston - Livingston St.	Providence
93A	D.S. GCI - Touro St.	Providence
93B	U.S. GCI - Touro St.	Providence
94A	D.S. 94 Silver Spring Street - Silver Spring St.	Providence
94B	U.S. 94 Silver Spring Street - Silver Spring St.	Providence
94C	D.S. 94 Silver Spring Street And Royal Little Drive- Silver Spring St.	Providence
95A	Branch Ave.	Providence
95B	Branch Ave.	Providence
96A	D.S. 812 Charles St.	Providence

**Field's Point
Manhole Legend**

<u>Manhole #</u>	<u>Description</u>	<u>City</u>
96B	U.S. 812 Charles St.	Providence
97A	D.S. 1119 Douglas Ave.	Providence
97B	U.S. 1119 Douglas Ave.	Providence
98A	D.S. Electrolizing - Houghton Street	Providence
100A	D.S. 7 Ninigret Ave.	Providence
100B	U.S. 7 Ninigret Ave.	Providence
101A	D.S. 295 Lockwood - Meadow St.	Providence
101B	U.S. 295 Lockwood - Meadow St.	Providence
102A	D.S. 409 Pine Street - Pine St.	Providence
102B	U.S. 409 Pine Street - Pine St.	Providence
103	India Street Siphon	Providence
103A	India Street At South Water St.	Providence
104A	Valley Street At Amhearst	Providence
105A	D.S. Atamian - Silver Spring St.	Providence
106A	D.S. Sage Mfg. - Dexter St.	Providence
106B	U.S. Sage Mfg, D.S. D&D Chrome. - Dexter St.	Providence
107A	D.S. 15 Clarkson St.	Providence
107B	U.S. 15 Clarkson St.	Providence
108A	Washington St. Near Knight	Providence
109A	D.S. Mutual Metals - Corliss Street	Providence
109B	U.S. Mutaul Metals - Corliss Street	Providence
170A	D.S. 70 Royal Little Drive	Providence
170B	U.S. 70 Royal Little Drive	Providence
175A	D.S. RIPTA - Melrose Street	Providence
175B	U.S. RIPTA - Melrose Street	Providence
180A	D.S. Style Accessories - Acorn Street	Providence
180B	U.S. Style Accessories - Acorn Street	Providence
190	U.S. Manton Meter (Providence / Johnston Line)	Providence
193A	D.S. J.C. Gorham	Providence
193B	U.S. J.C. Gorham	Providence
200	South of Pumping Location @ Canada Pond	Providence
181A	D.S. International Insignia - Carolina Avenue	Providence
181B	U.S. International Insignia - Carolina Avenue	Providence
194	India Point Siphon	Providence
195	Davis Park	Providence
196	Branch Avenue at Silver Spring under Bridge	Providence
197	Dorrance and Dyer on Sidewalk	Providence
200	US Redwing St - West Side of Tracks	Providence
201	South of Reservoir - West Side of Tracks	Providence
500	Plainfield Street at Gifford Street	Providence
501	Plainfield Street before Webster	Providence
502	Duneford and Plainfield Street	Providence
503	Webster and plainfield	Providence
202A	DS Kirks Folly on Chapman St,	Providence
202B	US Kirks Folly on chapman st.	Providence
203A	DS Crisloid	Providence
203B	US Crisloid	Providence

**Field's Point
Manhole Legend**

<u>Manhole #</u>	<u>Description</u>	<u>City</u>
204A	DS Metallurgical Solutions	Providence
204B	US Metallurgical Solutions	Providence
110A	D.S. 178 George Waterman Ave.	Johnston
110B	U.S. 178 George Waterman Ave.	Johnston
111A	D.S. Monarch Metal (G. Tanury) - Railroad Ave.	Johnston
111B	U.S. Monarch Metal(G. Tanury) - Railroad Ave.	Johnston
112A	D.S. 2 Putnam Avenue - Railroad Ave.-	Johnston
112B	U.S. 2 Putnam Avenue - Putnam Pike	Johnston
113A	D.S. 1 Goldsmith Street	Johnston
114A	D.S. 770 Hartford Ave.	Johnston
114B	U.S. 770 Hartford Ave.	Johnston
115A	D.S. 7 Victory Avenue - Oakdale Ave.	Johnston
116A	D.S. E & M Enterprises Ltd. - Dyerville Ave.	Johnston
116B	U.S. E & M Enterprises Ltd. - Dyerville Ave.	Johnston
117A	D.S. Alviti Tool & Die - Dyerville Ave.	Johnston
117B	U.S. Alviti Tool & Die - Hedley St.	Johnston
118A	D.S. 1284 Plainfield St.	Johnston
118B	U.S. 1284 Plainfield St.	Johnston
119A	D.S. Designs International - Hartford Ave.	Johnston
119B	U.S. Designs International - Hartford Ave.	Johnston
120	Plainfield Street, Johnston between School and Willow Street	Johnston
120A	D.S. 1309 Plainfield St.	Johnston
120B	U.S. 1309 Plainfield St.	Johnston
122A	D.S. Eastern Screw, U.S. Unique Plating - Mill St.	Johnston
122B	D.S. Unique Plating, U.S. AG&G - Mill St	Johnston
122C	D.S. AG&G, Unique & Eastern Screw - Mill St.	Johnston
123A	D.S. Difruscia - Starr St.	Johnston
123B	U.S. Difruscia Plating - Starr St.	Johnston
124A	D.S. Tri-Jay - Industrial Lane	Johnston
124B	U.S. Tri-Jay - Industrial Lane	Johnston
125A	D.S. Tri-Jay - Industrial Lane Pump Station	Johnston
126A	Plainfield Street At Pocassett Street	Johnston
127A	D.S. ToolCraft/Rumart - Hartford Avenue	Johnston
127B	U.S. ToolCraft/RuMart D.S. KB Surfaces - Hartford Avenue	Johnston
127C	U.S. KB Surfaces - Hartford Avenue	Johnston
130A	DS Prince Enameling - Alcazar Avenue	Johnston
130B	US Prince Enameling - Borden and Alcazar Avenue	Johnston
131A	DS Quality Spray - Park Lane	Johnston
131B	US Quality Spray - Park Lane	Johnston
150A	D.S. Induplate, Evans Plating - Steere St.	North Providence
151A	D.S. Induplate - Waterman Avenue at Woodcliffe	North Providence
151B	U.S. Induplate - Waterman Avenue at Sawin	North Providence
151C	U.S. Induplate - Greystone Avenue	North Providence
153A	D.S. 50 Waterman Ave.	North Providence
153B	U.S. 50 Waterman Ave.	North Providence
154A	D.S. 12 Humbert St.	North Providence
154B	U.S. 12 Humbert St.	North Providence

**Field's Point
Manhole Legend**

<u>Manhole #</u>	<u>Description</u>	<u>City</u>
155A	Charles Street	North Providence
155B	Charles Street	North Providence
156A	D.S. A. Harrison - Hurdis Street	North Providence
156B	U.S. A. Harrison - Hurdis Street	North Providence
157A	Douglas Avenue	North Providence
157B	Douglas Avenue	North Providence
158A	D.S. 184 Woonasquatucket Ave.	North Providence
158B	U.S. 184 Woonasquatucket Ave.	North Providence
159A	D.S. 1700 Smith Street	North Providence
159B	U.S. 1700 Smith Street	North Providence
161A	D.S. 2 Tag Drive - Tag Drive	North Providence
161B	U.S. 2 Tag Drive - Tag Drive	North Providence
165	639 Smithfield Road	North Providence
166	7 Joyce Street	North Providence
250A	Catch Basin In Parking Lot Of 1825 Mineral Spring Ave.	North Providence
250B	Catch Basin At Corner Of Mineral Spring Ave. & Hawthorne St.	North Providence
167	D.S. Annex Plating - Warren Avenue	North Providence

<u>Manhole #</u>	<u>Field's Point Sanitary Manholes</u>	<u>City</u>
S01	Regent Avenue at Huron	Providence
S02	Pearl Street	Providence
S03	New York Avenue	Providence
S04	Academy Avenue	North Providence
S05	Farm Street	Providence
S06	Pleasant Valley Parkway & River Avenue	Providence
S07	Linton Street	Providence
S08	Borden Avenue	Providence
S09	Governor Street	Providence
S10	River Road	Johnston
S11	Roanike Street	Providence
S12	Belmont Street	Providence
S13	Gruptone Street	Providence
S14	Teakwood Drvie	Providence
S15	Wood Street	North Providence
S16	Chapin Street	Johnston
S17	Ohio Avenue	Providence
S18	Mark Drive at Gillen Avenue	Providence
S19	California Avenue	Providence
S20	Gillen Avenue	North Providence
S21	South Larchmont	Providence
S22	791 Meadow Street DS Gillen Avenue at #42	North Providence
S23	792 Meadow Street at Gillen Avenue	North Providence
S24	180 Indiana Avenue	North Providence
S25	Melrose at Sumter	North Providence
S26	167 Vermont Avenue	Providence
S27	Manchester at Farm Road	Providence
S28	Ambrose Street	Providence
S29	Florence Street	North Providence
S30	Vermont Avenue	North Providence
S31	Gillen Avenue at Ambrose	North Providence
S32	Gillen Avenue at Florence	Providence
S33	Ellery Street	North Providence
S34	Oak Street	North Providence
S35	India at South Main Street	Providence
S36	Brook at India	Providence
S37	Whittier	Providence
S38	Webb Street	Providence
S39	Gillen Avenue at Lincoln	Providence
S40	Ambrose Street at Borah	Providence
S41	Bellevue Avenue	North Providence
S42	Ford Street	North Providence
S43	Washington Avenue	Providence

**Field's Point
Manhole Data - 2021**

Manhole #	Date	Cd	Cr	Cu	Pb	Ni	Ag	Zn	CN	pH	O & G	TTO	Other Parameters
F04A	4/7/2021	0.015	0.075	0.449	0.075	0.050	0.052	0.131	0.008	7.3			
F04A	10/27/2021	0.015	0.075	0.020	0.075	0.050	0.025	0.141	0.004	6.8			
F04B	4/7/2021												No Sample
F04B	10/27/2021	0.015	0.075	0.055	0.075	0.050	0.158	0.095	0.021	6.8			
F07	1/20/2021	0.015	0.075	0.097	0.075	0.066	0.025	0.060	0.024	8.3			
F07	7/7/2021	0.015	0.075	0.110	0.075	0.099	0.025	0.250	0.005	7.5			
F07	12/20/2021	0.015	0.087	0.269	0.075	0.335	0.025	0.074	0.014	8.4			
F08A	1/20/2021	0.015	0.075	0.074	0.075	0.050	0.025	0.060	0.012	7.9			
F08A	7/7/2021	0.015	0.075	0.026	0.075	0.050	0.025	0.099	0.004	8.4			
F08A	7/7/2021	0.015	0.075	0.226	0.075	0.170	0.025	0.318	0.010	7.5			
F08A	12/1/2021	0.015	0.075	0.151	0.075	0.050	0.025	0.060	0.004	7.9			
F08B	1/20/2021	0.015	0.132	0.020	0.075	0.050	0.025	0.069	0.004	8.8			
F08B	12/1/2021	0.015	0.075	0.031	0.075	0.050	0.025	0.137	0.004	8.4			
F09A	4/7/2021	0.015	0.234	0.100	0.075	0.050	0.025	0.140	0.012	7.0			
F09B	4/7/2021	0.015	0.075	0.194	0.075	0.050	0.025	0.565		7.5			
F09C	4/7/2021	0.015	0.075	0.044	0.075	0.050	0.025	0.073	0.004	7.0			
F111A	1/13/2021	0.015	0.075	0.690	0.075	0.612	0.025	0.069	0.732	6.9			
F111A	3/24/2021	0.015	0.075	0.688	0.075	0.547	0.025	0.060	0.102	7.1			
F111A	7/28/2021	0.015	0.075	1.227	0.075	1.185	0.025	0.104	0.274	7.5			
F111A	10/27/2021	0.015	0.075	0.806	0.075	0.759	0.025	0.208	0.072	7.4			
F111B	1/13/2021	0.015	0.075	0.023	0.075	0.050	0.025	0.060	0.004	7.3			
F111B	3/24/2021	0.015	0.075	0.020	0.075	0.050	0.025	0.060	0.004	7.4			
F111B	7/28/2021	0.015	0.075	0.059	0.075	0.050	0.025	0.095	0.004	7.7			
F111B	10/27/2021	0.015	0.075	0.062	0.075	0.050	0.025	0.156	0.004	7.9			
F116A	1/13/2021	0.015	0.075	0.037	0.075	0.050	0.025	0.075	0.004	7.4			
F116A	3/24/2021	0.015	0.075	0.036	0.075	0.050	0.025	0.078	0.004	7.4			
F116A	10/27/2021	0.015	0.075	0.108	0.075	0.050	0.025	0.125	0.004	6.9			
F116B	1/13/2021	0.015	0.075	0.036	0.075	0.050	0.025	0.084	0.004	7.3			
F116B	3/24/2021	0.015	0.075	0.022	0.075	0.050	0.025	0.060	0.004	7.1			
F116B	10/27/2021	0.015	0.075	0.176	0.075	0.050	0.025	0.104	0.004	7.3			
F11A	1/20/2021	0.015	0.075	0.055	0.075	0.050	0.025	0.086	0.005	8.9			
F11A	7/7/2021	0.015	0.075	0.190	0.075	0.142	0.025	0.353	0.004	7.5			
F11A	12/1/2021	0.015	0.075	0.190	0.075	0.081	0.025	0.094	0.021	7.5			
F11B	1/20/2021	0.015	0.075	0.518	0.075	0.210	0.025	0.169	0.083	8.3			
F11B	7/7/2021	0.015	0.075	0.063	0.075	0.050	0.025	0.105	0.004	8.1			
F11C	1/20/2021	0.015	0.075	0.066	0.075	0.050	0.025	0.073		8.2			Low Flow - No CN Sample
F11C	7/7/2021	0.015	0.075	0.031	0.075	0.050	0.025	0.086	0.004	7.8			

**Field's Point
Manhole Data - 2021**

Manhole #	Date	Cd	Cr	Cu	Pb	Ni	Ag	Zn	CN	pH	O & G	TTO	Other Parameters
F120	12/29/2021	0.015	0.075	0.041	0.075	0.075	0.025	0.144	0.017	8.2			
F122A	3/10/2021	0.015	0.075	0.052	0.075	0.050	0.025	0.060		7.8			
F122A	7/28/2021	0.015	0.075	0.093	0.075	0.050	0.025	0.297	0.004	7.2			
F122A	11/17/2021	0.015	0.075	0.217	0.075	0.101	0.025	0.435	0.038	7.1			
F122B	3/10/2021	0.015	0.075	0.067	0.075	0.137	0.025	0.060		8.1			
F122B	7/28/2021	0.015	0.075	0.062	0.075	0.050	0.025	0.126	0.006	7.3			
F122B	11/17/2021	0.015	0.075	0.056	0.075	0.050	0.025	0.060	0.004	7.4			
F123A	1/13/2021	0.015	0.075	0.040	0.075	0.050	0.025	0.199	0.007	7.2			
F123A	3/10/2021	0.015	12.290	22.200	0.077	8.827	0.025	151.300		8.9			
F123A	3/24/2021	0.015	0.247	0.429	0.075	0.310	0.025	3.647	0.011	7.6			
F123A	7/28/2021	0.015	0.075	0.235	0.075	0.481	0.025	2.325	0.010	7.0			
F123A	11/17/2021	0.015	0.099	0.104	0.075	0.383	0.025	1.221	0.007	7.8			
F123B	1/13/2021	0.015	0.075	0.047	0.075	0.050	0.025	0.062	0.004	7.5			
F123B	3/10/2021	0.015	0.075	0.020	0.075	0.050	0.025	0.060		7.5			
F123B	3/24/2021	0.015	0.075	0.020	0.075	0.050	0.025	0.104	0.004	7.6			
F123B	7/28/2021	0.015	0.075	0.020	0.075	0.050	0.025	0.060	0.004	7.3			
F123B	11/17/2021	0.015	0.075	0.020	0.075	0.050	0.025	0.110	0.004	6.6			
F124A	3/10/2021	0.015	0.075	0.669	0.075	1.615	0.050	0.231		7.4			
F124A	10/6/2021	0.015	0.075	0.279	0.075	0.055	0.055	0.101	0.015	6.9			
F124B	3/10/2021	0.015	0.075	0.077	0.075	0.050	0.025	0.265		6.9			
F124B	10/6/2021	0.015	0.075	0.020	0.075	0.050	0.025	0.060	0.004	6.5			
F125A	12/30/2021	0.015	0.075	0.027	0.075	0.050	0.025	0.077	0.004	7.2			
F13A	4/7/2021	0.015	0.075	0.026	0.075	0.050	0.025	0.163	0.004	6.4			
F13B	4/7/2021	0.015	0.075	0.065	0.075	0.050	0.025	0.120	0.004	6.9			
F151A	8/25/2021	0.015	0.075	0.040	0.075	0.097	0.025	0.226	0.004	7.1			
F151A	11/17/2021	0.015	0.207	0.217	0.075	0.282	0.025	0.449	0.004	7.3			
F151B	8/25/2021	0.015	0.075	0.414	0.075	0.284	0.025	0.060	0.009	7.1			
F151B	11/17/2021	0.015	0.075	0.020	0.075	0.050	0.025	0.060	0.004	6.9			
F156A	5/19/2021	0.015	0.075	0.030	0.075	0.050	0.025	0.203	0.004	7.0			
F156B	5/19/2021	0.015	0.075	0.053	0.075	0.050	0.025	0.180	0.004	7.9			
F181A	1/20/2021	0.015	0.075	0.792	0.075	0.658	0.025	0.233	0.013	7.0			
F181A	7/7/2021	0.015	0.075	0.129	0.075	0.050	0.025	0.086	0.004	7.8			
F181A	12/1/2021	0.015	0.075	1.406	0.075	1.430	0.025	0.328	0.031	6.7			
F181B	1/20/2021	0.015	0.075	1.183	0.075	0.670	0.025	0.257	0.014	7.0			
F204A	2/24/2021	0.015	0.075	0.026	0.075	0.050	0.025	0.133	0.004	7.2			
F204A	9/22/2021	0.015	0.075	0.054	0.075	0.050	0.025	0.127	0.005	7.1			
F204B	2/24/2021	0.015	0.075	0.103	0.075	0.237	0.025	2.147	0.019	8.1			

**Field's Point
Manhole Data - 2021**

Manhole #	Date	Cd	Cr	Cu	Pb	Ni	Ag	Zn	CN	pH	O & G	TTO	Other Parameters
F23A	2/10/2021	0.015	0.109	0.272	0.075	0.159	0.025	0.183	0.032	7.7			
F23A	6/1/2021	0.015	0.075	0.203	0.075	0.129	0.025	0.083	0.019	7.5			
F23A	8/25/2021	0.015	0.075	0.249	0.075	0.123	0.025	0.134	0.005	6.9			
F23B	2/10/2021	0.015	0.075	0.103	0.075	0.050	0.025	0.802	0.004	8.7			
F23B	6/1/2021	0.015	0.075	0.035	0.075	0.050	0.025	0.234	0.004	8.7			
F23B	8/25/2021	0.015	0.075	0.116	0.075	0.055	0.025	0.198	0.004	8.2			
F44A	12/29/2021	0.015	0.075	0.033	0.075	0.050	0.025	0.119	0.004	7.0			
F45A	2/24/2021	0.015	0.075	0.068	0.075	0.050	0.114	0.119	0.025	7.5			
F45A	5/19/2021	0.015	0.075	0.070	0.075	0.050	0.025	0.060	0.004	7.6			
F45A	8/25/2021	0.015	0.075	0.023	0.075	0.050	0.025	0.060	0.004	6.7			
F45A	12/29/2021	0.015	0.075	0.020	0.075	0.050	0.025	0.060	0.004	8.1			
F45B	2/24/2021	0.015	0.075	0.023	0.075	0.050	0.025	0.060	0.004	7.4			
F45B	8/25/2021	0.015	0.075	0.021	0.075	0.050	0.025	0.060	0.004	6.5			
F48A	5/19/2021	0.015	0.075	0.030	0.075	0.050	0.025	0.074	0.004	7.4			
F48A	9/22/2021	0.015	0.075	0.020	0.075	0.050	0.025	0.060	0.004	6.7			
F48B	5/19/2021												No Sample
F48B	5/19/2021	0.015	0.075	0.045	0.075	0.050	0.025	0.060	0.004	7.2			
F48B	9/22/2021	0.015	0.075	0.020	0.075	0.050	0.025	0.060	0.004	6.8			
F51	12/29/2021	0.015	0.075	0.020	0.075	0.050	0.025	0.137	0.004	7.3			
F53A	2/10/2021	0.015	0.167	0.221	0.075	0.443	0.025	0.432	0.041	9.8			
F53A	6/1/2021	0.015	1.732	0.168	0.075	0.367	0.025	0.736	0.057	11.3			
F53B	2/10/2021	0.015	0.075	0.210	0.110	0.050	0.025	1.750	0.007	6.8			
F53B	6/1/2021	0.015	0.075	0.099	0.078	0.050	0.025	0.889	0.004	7.0			
F65A	2/24/2021	0.015	1.467	0.037	0.075	0.051	0.025	0.060	0.006	6.6			
F65A	9/22/2021	0.021	2.313	0.238	0.075	0.106	0.025	0.323	0.016	6.9			
F65B	2/24/2021	0.015	0.246	0.079	0.075	0.050	0.025	0.134	0.004	7.1			
F65B	9/22/2021	0.015	0.146	0.064	0.075	0.050	0.025	0.110	0.005	7.0			
F70A	4/21/2021	0.015	0.075	0.103	0.075	0.089	0.025	0.106	0.015	7.2			
F70A	11/23/2021	0.015	0.075	0.284	0.075	0.213	0.025	0.159	0.010	6.5			
F70B	4/21/2021	0.015	0.075	0.043	0.075	0.050	0.025	0.241	0.004	7.6			
F70C	4/21/2021	0.015	0.075	0.229	0.075	0.280	0.031	0.120	0.057	7.1			
F70C	11/23/2021	0.015	0.075	0.172	0.075	0.208	0.025	0.633	0.004	6.7			
F78A	12/29/2021	0.015	0.075	0.028	0.075	0.050	0.025	0.114	0.004	7.3			
F81A	4/21/2021	0.015	0.075	0.033	0.075	0.050	0.025	0.193	0.004	7.3			
F81B	4/21/2021	0.015	0.075	0.022	0.075	0.050	0.025	0.131	0.004	8.3			
F98	4/21/2021	0.015	0.114	0.035	0.075	0.050	0.025	0.690	0.004	7.8			
F98A	10/6/2021	0.015	0.162	0.056	0.075	0.050	0.025	0.953	0.004	6.8			

**Field's Point
Manhole Data - 2021**

Manhole #	Date	Cd	Cr	Cu	Pb	Ni	Ag	Zn	CN	pH	O & G	TTO	Other Parameters
FS03	6/1/2021	0.000	0.002	0.007	0.004	0.004	0.000	0.031	0.004	7.2			Hg = 3.26 ppt CBOD = 67.17 ppm Al = 405.6 ppb As = <0.5 ppb Mo = 0.345 ppb Se = <1.00 ppb
FS04	4/7/2021	0.000	0.000	0.006	0.002	0.002	0.000	0.039	0.004	6.9			Hg = 3.03 ppt TSS = 46.0 ppm BOD = 65.77 ppm CBOD = 53.97 ppm Al = 53.74 ppb As = <0.50 ppb Mo = <0.30 ppb Se = <1.00 ppb
FS05	3/31/2021	0.000	0.002	0.058	0.003	0.003	0.001	0.271	0.004	7.4			Hg = 20.1 ppt TSS = 564.0 ppm BOD = 616.27 ppm CBOD = 709.3 ppm Al = 476.9 ppb As = 0.5196 ppb Mo = 1.245 ppb Se = <1.00 ppb
FS05	10/27/2021	0.000	0.001	0.010	0.003	0.002	0.000	0.039	0.004	7.1			Hg = 9.79 ppt TSS = 69 ppm BOD = 54.88 ppm CBOD = 61.84 ppm Al = 92.37 ppb As = 0.6194 ppb Mo = 1.297 ppb Se = <1.00 ppb

**Field's Point
Manhole Data - 2021**

Manhole #	Date	Cd	Cr	Cu	Pb	Ni	Ag	Zn	CN	pH	O & G	TTO	Other Parameters
FS06	4/21/2021	0.000	0.004	0.014	0.006	0.004	0.000	0.058	0.005	7.7			Hg = 32.7 ppt TSS = 217.0 ppm BOD = 170.16 ppm CBOD = 145.00 ppm Al = 140.5 ppb As = 0.6588 ppb Mo = 4.958 ppb Se = <1.00 ppb
FS07	11/23/2021	0.000	0.006	0.025	0.038	0.004	0.000	0.073	0.004	7.6			BOD = 17.0 ppm Al = 783.9 ppb As = 2.093 ppb Mo = 1.435 ppb Se = <1.00 ppb
FS13	8/25/2021	0.000	0.003	0.009	0.009	0.004	0.000	0.070	0.004	6.7			Hg = 9.3 ppt TSS = 98.0 ppm BOD = 95.93 ppm CBOD = 99.58 ppm Al = 136.2 ppb As = <5.0 ppb Mo = <3.0 ppb Se = <10.00 ppb
FS14	1/13/2021	0.000	0.000	0.010	0.000	0.001	0.000	0.018	0.004	7.0			Hg = 3.29 ppt TSS = 24.0 ppm BOD = 46.57 ppm CBOD = 44.21 ppm Al = 36.07 ppb As = <0.5 ppb Mo = <0.30 ppb Se = <1.00 ppb
FS14	3/24/2021	0.000	0.000	0.014	0.000	0.001	0.000	0.038	0.004	7.6			Hg = 7.04 ppt TSS = 43.0 ppm BOD = 83.35 ppm CBOD = 88.93 ppm Al = 53.38 ppb As = <0.500 ppb Mo = 0.8305 ppb Se = <1.00 ppb

**Field's Point
Manhole Data - 2021**

Manhole #	Date	Cd	Cr	Cu	Pb	Ni	Ag	Zn	CN	pH	O & G	TTO	Other Parameters
FS14	11/17/2021	0.000	0.001	0.029	0.001	0.002	0.000	0.068	0.004	6.6			Hg = 16.6 ppt TSS = 138 ppm BOD = 134.6 ppm CBOD = 125.96 ppm Al = 202.5 ppb As = <1.5 ppb Mo = <0.90 ppb Se = <3.00 ppb
FS19	2/10/2021	0.000	0.001	0.023	0.014	0.003	0.000	0.151	0.004	7.3			Hg = 12.1 ppt TSS = 342 ppm BOD = 420.97 ppm CBOD = 424.19 ppm Al = 556.3 ppb As = 0.5769 ppb Mo = 1.08 ppb Se = <1.00 ppb
FS24	10/6/2021	0.000	0.001	0.011	0.003	0.002	0.000	0.069	0.008	7.0			Hg = 8.49 ppt TSS = 105 ppm BOD = 341.24 ppm CBOD = 332.98 ppm Al = 136 ppb As = <0.50 ppb Mo = 0.8357 ppb Se = <1.00 ppb
FS25	10/20/2021	0.000	0.002	0.036	0.064	0.003	0.001	0.261	0.004	6.7			Hg = 31.7 ppt TSS = 608 ppm BOD = 451.57 ppm CBOD = 449.71 ppm Al = 942.7 ppb As = 0.5351 ppb Mo = 1.664 ppb Se = <1.00 ppb

**Field's Point
Manhole Data - 2021**

Manhole #	Date	Cd	Cr	Cu	Pb	Ni	Ag	Zn	CN	pH	O & G	TTO	Other Parameters
FS31	5/19/2021	0.000	0.000	0.004	0.000	0.001	0.001	0.030	0.004	7.0			Hg = 1.98 ppt TSS = 76.0 ppm BOD = 37.38 ppm CBOD = 36.34 ppm Al = 36.03 ppb As = <0.5 ppb Mo = <0.3 ppb Se = <1.00 ppb
FS31	12/1/2021	0.000	0.001	0.024	0.001	0.001	0.000	0.325	0.004	7.1			Hg = 10.7 ppt TSS = 116 ppm BOD = 270.64 ppm CBOD = 267.45 ppm Al = 151.9 ppb As = <0.5 ppb Mo = 0.685 ppb Se = <1.00 ppb
FS33	9/22/2021	0.000	0.000	0.012	0.002	0.001	0.000	0.056	0.004	7.9			Hg = 17.5 ppt TSS = 324.0 ppm BOD = 389.97 ppm CBOD = 421.52 ppm Al = 135.2 ppb As = 2.14 ppb Mo = 1.073 ppb Se = <1.00 ppb
FS37	3/10/2021	0.000	0.001	0.017	0.004	0.004	0.000	0.094	0.004	8.2			Hg = 28.3 ppt TSS = 158 ppm BOD = 295.77 ppm CBOD = 302.89 ppm Al = 102.7 ppb As = <0.5 ppb Mo = 0.9713 ppb Se = <1.00 ppb

**Field's Point
Manhole Data - 2021**

Manhole #	Date	Cd	Cr	Cu	Pb	Ni	Ag	Zn	CN	pH	O & G	TTO	Other Parameters
FS38	7/28/2021	0.000	0.001	0.008	0.006	0.031	0.000	0.039	0.004	6.3			Hg = <1.0 ppt TSS = 3.3 ppm BOD = 2.02 ppm CBOD = 2.27 ppm Al = 213.0 ppb As = 2.492 ppb Mo = 1.545 ppb Se = <1.00 ppb
FS43	2/24/2021	0.000	0.001	0.013	0.006	0.002	0.000	0.062	0.004	7.1			Hg = 6.97 ppt TSS = 124 ppm BOD = 296.5 ppm CBOD = 346.65 ppm Al = 179.1 ppb As = <0.50 ppb Mo = 0.69 ppb Se = <1.00 ppb

***SURVEILLANCE MANHOLE
MONITORING DATA
AND LEGEND***

BUCKLIN POINT

**Bucklin Point
Manhole Legend**

<u>Manhole #</u>	<u>Description</u>	<u>City</u>
01	Combined influent at plant	East Providence
02	Influent BVI	East Providence
03	Influent EPI	East Providence
05A	U.S. 54 Taylor Street	East Providence
05B	D.S. 54 Taylor Street	East Providence
06A	U.S. 275 Ferris Avenue	East Providence
06B	D.S. 275 Ferris Avenue	East Providence
07A	U.S. Interplex Metals - Ferris Avenue	East Providence
07B	D.S. Interplex Metals - Ferris Avenue	East Providence
08	Narragansett Park Drive	East Providence
09	Narragansett Park Drive	East Providence
10A	U.S. 320 Narragansett Park Drive	East Providence
10B	D.S. 320 Narragansett Park Drive	East Providence
11A	U.S. 200 Massasoit Avenue	East Providence
11B	D.S. 200 Massasoit Avenue	East Providence
12A	U.S. Evans Findings Company, Inc. - Eastern Avenue	East Providence
12B	D.S. Evans Findings Company, Inc. - Eastern Avenue	East Providence
13A	US Godfrey & Wing - DS A&J Mold Dexter Street	East Providence
13B	DS Godfrey & Wing - Dexter Street Near pump Station	East Providence
13C	US A&J Mold Dexter Street	East Providence
14A	U.S. Aspen Aerogels - Center of driveway directly after the guard shack	East Providence
14B	D.S. Aspen Aerogels - Parking lot toward rear of the building near telephone pole #21-8	East Providence
15A	U.S. Gripnail - Dexter Road	East Providence
15B	D.S. Gripnail - Dexter Road	East Providence
16A	U.S. Best Engineered Surface Tech. and Eaton Mfg. and Teknikote - New Road	East Providence
16B	D.S. Best Engineered Surface Tech. and Eaton Mfg. and Teknikote - New Road	East Providence
17	D.S. 105 Dexter Road	East Providence
20	BVI at the entrance to the Landfill on Nassau Street	Pawtucket
21A	D.S. Former Slater Screen Print, Slater Dye Works - School Street	Pawtucket
21B	U.S. Former Slater Screen Print, Slater Dye Works - School Street	Pawtucket
22A	Prospect Street	Pawtucket
22B	Prospect Street	Pawtucket
23	School Street behind Boy's Club (BVI & MVI)	Pawtucket
24A	MVI at the Seekonk Syphon	Pawtucket
24B	BVI at the Seekonk Syphon	Pawtucket
25A	U.S. R&D Manufacturing - Dunnell Lane	Pawtucket
25B	D.S. R&D Manufacturing - Dunnell Lane	Pawtucket
26A	U.S. Hord Corporation - York Avenue	Pawtucket
26B	D.S. Hord Corporation - York Avenue	Pawtucket
27A	U.S. 9wHalo Textile Services - Glenwood Avenue	Pawtucket
27B	D.S. 9wHalo Textile Services - Glenwood Avenue	Pawtucket
28A	U.S. One Moshassuck Street - Zarts parking lot in corner next to river	Pawtucket
28B	D.S. Esten Ave. w/overflow from One Moshassuck St. -Zarts parking lot in field next to Moshassuck St.	Pawtucket
28C	D.S. One Moshassuck St. - Moshassuck Street	Pawtucket
29A	U.S. 245 Esten Avenue	Pawtucket
29B	D.S. 245 Esten Avenue	Pawtucket
30A	Esten Avenue at Vale Street	Pawtucket
30D	Esten Avenue at Patterson Avenue	Pawtucket
30E	Esten Avenue at Utton Avenue	Pawtucket
30B	U.S. Accent Plating - Esten Avenue	Pawtucket
30C	D.S. Accent Plating - Esten Avenue	Pawtucket
31A	U.S. Former Vitrus Inc. (881 Main) - Main Street	Pawtucket
31B	D.S. Former Vitrus Inc. (881 Main) - Warren Avenue	Pawtucket

**Bucklin Point
Manhole Legend**

<u>Manhole #</u>	<u>Description</u>	<u>City</u>
32A	U.S. Former CHN Anodizing - Patterson Avenue	Pawtucket
32B	D.S. Former CHN Anodizing - Patterson Avenue	Pawtucket
33A	U.S. Former Bunge - Colfax Street	Pawtucket
33B	U.S. Former Bunge - Concord Street	Pawtucket
33C	D.S. Former Bunge (first manhole) - Concord Street	Pawtucket
33D	D.S. Former Bunge (second manhole) - Concord Street	Pawtucket
33E	D.S. Former Bunge manhole in EMI Pawtucket Power parking lot US Pawtucket Power	Pawtucket
33F	D.S. EMI Pawtucket Power, Bunge- Concord Street	Pawtucket
34	D.S. Providence Metallizing, Levin Plating, National Ring Traveler - San Antonio Way & Grotto	Pawtucket
36A	U.S. Former Levin Plating - Mineral Spring Avenue	Pawtucket
36B	D.S. Former Levin Plating - Mineral Spring Avenue	Pawtucket
37A	U.S. Providence Metallizing and Prevision Polishing - Mineral Spring Avenue	Pawtucket
37B	D.S. Providence Metallizing and Precision Polishing- Mineral Spring Avenue	Pawtucket
37C	D.S. San ANtonio Way - Grotto Avenue	Pawtucket
38A	U.S. Summit Manufacturing & Darlene Jewelry - Pine Street	Pawtucket
38B	D.S. Summit Manufacturing & Darlene Jewelry - Pine Street	Pawtucket
39A	U.S. Summit Manufacturing - Waverly Place	Pawtucket
39B	D.S. Summit Manufacturing - Waverly Place	Pawtucket
40A	U.S. former Nulco Manufacturing - Lloyd Street	Pawtucket
40B	D.S. former Nulco Manufacturing - Lloyd Street	Pawtucket
41A	U.S. Bliss Manufacturing - Bacon Street at Moss Street	Pawtucket
41B	D.S. Bliss Manufacturing - Bacon Street at Lake Street	Pawtucket
42A	U.S. Union Wadding - Dexter Street	Pawtucket
42B	D.S. Union Wadding - Dexter Street	Pawtucket
43	D.S. 151 Exchange - Front Street	Pawtucket
44A	U.S. Truex - Nye Street	Pawtucket
44B	D.S. Truex - Nye Street	Pawtucket
45	D.S. 36 Freeman Street	Pawtucket
46A	U.S. 86 Harris Street	Pawtucket
46B	D.S. 86 Harris Street	Pawtucket
47	Narragansett Park Drive	Pawtucket
48A	Narragansett Park Drive	Pawtucket
48B	Narragansett Park Drive Bldg. 19 Parking Lot	Pawtucket
49A	U.S. Former Honeywell Sensing & Controls - Narragansett Park Drive	Pawtucket
49B	D.S. Former Honeywell Sensing & Controls - Narragansett Park Drive	Pawtucket
50A	U.S. 95 Grand Ave. - Carter Street	Pawtucket
50B	D.S. 95 Grand Ave. - Carter Street	Pawtucket
51A	U.S. 95 Grand Ave. - Carter Street	Pawtucket
51B	D.S. 95 Grand Ave. - Carter Street	Pawtucket
52A	U.S. 20 Rhode Island Avenue - Rhode Island Avenue	Pawtucket
52B	D.S. 20 Rhode Island Avenue - Rhode Island Avenue	Pawtucket
53	Moshassuck Street	Pawtucket
54A	U.S. 93 Park Place- Pine Street	Pawtucket
54B	D.S. 93 Park Place- Park Place	Pawtucket
60	Mineral Spring Street Before Lorraine	Pawtucket
61	Lorraine Street	Pawtucket
62	484 Mineral Spring	Pawtucket
63	Owen Avenue and Fairlawn Avenue	Pawtucket
64	San Antonio Way	Pawtucket
65	DS Providence Metallizing Grotto Avenue near Pole 16	Pawtucket
66A	U.S. Agar Machining	Pawtucket
66B	D.S. Agar Machining	Pawtucket
67A	U.S. 185 York Ave	Pawtucket

**Bucklin Point
Manhole Legend**

<u>Manhole #</u>	<u>Description</u>	<u>City</u>
67B	D.S. 185 York Ave	Pawtucket
68A	U.S. Antaya tech. Schofield	Pawtucket
68B	D.S. Antaya Tech. Schofield	Pawtucket
70A	US harris Industries and Conrad Jarvis Mill Building - Conant street	Pawtucket
70B	Outside Harris Industries/Conrad Jarvis Mill Building	Pawtucket
70C	Outside Harris Industries/Conrad Jarvis Mill Building	Pawtucket
70D	DS Harris Industries and Conrad Jarvis Mill Building - Conant Street	Pawtucket
76B	D.S. Madison Cutting Tool - Narragansett Park Drive	Pawtucket
70A	Roosevelt Avenue	Central Falls
70B	Roosevelt Avenue	Central Falls
71	Roosevelt Avenue	Central Falls
72A	U.S. 400 Broad Street	Central Falls
72B	D.S. 400 Broad Street	Central Falls
73A	U.S. Murdock Webbing - Foundry Street	Central Falls
73B	D.S. Murdock Webbing - Foundry Street	Central Falls
74	D.S. Former Liberty Plating (6 Chace) - Chace's Place	Central Falls
75A	U.S. 1193 Broad Street - Hunt Street	Central Falls
75B	D.S. 1193 Broad Street - Hunt Street	Central Falls
90	Davies High School Pump Station (Field's Point)	Lincoln
90A	D.S. CCRI - Old Louisquisset Pike (Field's Point)	Lincoln
90B	U.S. Lincoln Park - Old Louisquisset Pike (Field's Point)	Lincoln
90C	D.S. Lincoln Park - Old Louisquisset Pike (Field's Point)	Lincoln
91	D.S. everyone in the Lincoln Industrial Parks NewEngland Way	Lincoln
92A	U.S. Tanury Industries - New England Way	Lincoln
92B	D.S. Tanury Industries U.S. Chemart Co. - New England Way	Lincoln
92C	D.S. Tanury Industries, Chemart Co. - New England Way	Lincoln
92D	U.S. 1 New England Way	Lincoln
92E	D.S. 1New England Way	Lincoln
93	Wellington Road	Lincoln
94A	U.S. 2 Carol Drive - Carol Drive	Lincoln
94B	D.S. 2 Carol Drive - Carol Drive	Lincoln
94C	U.S. 4 Carol Drive	Lincoln
94D	D.S. 4 Carol Drive	Lincoln
94E	Manhole perpendicular to Carol Drive	Lincoln
95A	U.S. Materion Technical Materials Inc. - Wellington Road	Lincoln
95B	D.S. Materion Technical Materials Inc. U.S. General Cable - Wellington Road	Lincoln
95C	D.S. General Cable, Technical Materials Inc. - Wellington Road	Lincoln
96	D.S. Organic Dye - Crownmark Drive	Lincoln
97A	U.S. 1 Albion Way - George Washington Highway	Lincoln
97B	D.S. 1 Albion Way - George Washington Highway	Lincoln
98A	Old River Road	Lincoln
98B	New River Road	Lincoln
99	George Washington Highway Pump Station	Lincoln
100	Septage Receiving Station - manhole downstream of venturi tank	Lincoln
101A	U.S. AAI/Foster Grant - George Washington Highway	Lincoln
101B	D.S. AAI/Foster Grant - George Washington Highway	Lincoln
102A	U.S. Stackbin - Powder Hill Road	Lincoln
102B	D.S. Stackbin Powder Hill Road	Lincoln
103A	U.S. Vital Diagnostics	Lincoln
103B	D.S. Vital Diagnostics	Lincoln
104	D.S. Denison Pharmaceuticals - Powder Hill Road	Lincoln
120A	U.S. 10 Industrial Road	Cumberland
120B	D.S. 10 Industrial Road	Cumberland

**Bucklin Point
Manhole Legend**

<u>Manhole #</u>	<u>Description</u>	<u>City</u>
120C	D.S. 10 and 20 Industrial Road	Cumberland
120D	Driveway at FedEx - Industrial Road	Cumberland
121A	U.S. BVI	Cumberland
121B	D.S. BVI	Cumberland
122A	U.S. Former KIK - Martin Street	Cumberland
122B	D.S. Former KIK, U.S. Environmental Compliance Systems - Martin Street	Cumberland
122C	D.S. 30 Martin Street Mill - Martin Street	Cumberland
123	D.S. 2 Titus Street, Cumberland - Titus Street	Cumberland
124A	U.S. Cintas	Cumberland
124B	D.S. Cintas U.S. Tedor Pharma	Cumberland
124C	D.S. Tedor Pharma	Cumberland
125	D.S. Tiffany - Maple Ridge Drive	Cumberland
126	D.S. HP Services - Scenic View Drive	Cumberland
127A	U.S. PicknPull - Macondray Street	Cumberland
127B	D.S. PicknPull - Macondray Street	Cumberland

<u>Manhole #</u>	<u>Bucklin Point Sanitary Manholes</u>	<u>City</u>
S01	Highland Street	Pawtucket
S02	Sayles Avenue	Pawtucket
S03	Bridal & Suffolk Way	Lincoln
S04	Countryside Drive	Lincoln
S05	Weeden & Lockwood	East Providence
S06	Coyle Avenue	Pawtucket
S07	Overland Avenue	Pawtucket
S08	Floral Park Boulevard	Pawtucket
S09	Legion Drive	Pawtucket
S10	Ridgewood Road	Pawtucket
S11	Don Avenue	East Providence
S12	Jenks Avenue	Central Falls
S13	Erica at Bridle	Lincoln
S14	Overland at Atwood	Pawtucket
S15	Bridle at Erica	Lincoln
S16	Floral Drive at Woodhaven	Pawtucket
S17	Oregon Avenue at Byron Avenue	Pawtucket
S18	Manistee at Miles Avenue	Pawtucket
S19	Burke and Darlingdale	Pawtucket
S20	Darlingdale	Pawtucket
S21	Cameron and Norris	Pawtucket
S22	Buclin Street	Pawtucket
S23	163 West Forest Avenue	Pawtucket
S24	Gates Avenue at Benjamin Street	Pawtucket
S25	Verdon	Pawtucket
S26	85 Maderia Avenue	Central Falls

**Bucklin Point
Manhole Data - 2021**

Manhole #	Date	Cd	Cr	Cu	Pb	Ni	Ag	Zn	CN	pH	O & G	TTO	Other Parameters
B0260024	6/23/2021	0.000	0.007	0.057	0.010	0.039	0.002	0.101	0.004	7.2	19.12	0.296	Al = 208.6 ppb TSS = 74.0 ppm Mo = 6.396 ppb Al = 208.6 ppb As = 0.5536 ppb Se = <1.00 ppb Fe = 647.1 ppb
B07A	1/6/2021	0.015	0.075	0.020	0.075	0.050	0.025	0.060	0.005	7.0			
B07A	5/12/2021	0.015	0.075	0.023	0.075	0.050	0.025	0.070	0.004	6.6			
B07B	1/6/2021	0.015	0.075	0.020	0.075	0.050	0.025	0.060	0.004	7.0			
B07B	5/12/2021	0.015	0.075	0.025	0.075	0.050	0.025	0.066	0.004	6.7			
B08	6/30/2021	0.015	0.075	0.057	0.075	0.050	0.025	0.159	0.004	8.3			
B08	12/22/2021	0.015	0.075	0.024	0.075	0.050	0.025	0.098	0.004	7.3			
B102B	3/17/2021	0.015	0.075	0.020	0.075	0.050	0.025	0.095	0.004	7.7			
B102B	6/9/2021	0.015	0.075	0.085	0.075	0.050	0.025	0.322	0.004	7.6			
B102B	8/18/2021	0.015	0.075	0.067	0.075	0.050	0.025	0.170	0.006	7.7			
B102B	12/15/2021	0.015	0.075	0.052	0.075	0.050	0.025	0.598	0.067	7.3			
B104	3/17/2021	0.015	0.075	0.047	0.075	0.050	0.025	0.060	0.004	8.2			
B104	6/9/2021	0.015	0.075	0.024	0.075	0.050	0.025	0.147	0.004	6.2			
B104	8/18/2021	0.015	0.075	0.033	0.075	0.050	0.025	0.070	0.004	7.3			
B104	12/15/2021	0.015	0.075	0.020	0.075	0.050	0.025	0.060	0.004	7.8			
B117	3/31/2021												No Sample
B124A	1/27/2021												No Sample
B124A	4/28/2021												No Sample
B124B	1/27/2021	0.015	0.075	0.109	0.085	0.093	0.025	0.545	0.012	7.0			
B124B	4/28/2021	0.015	0.075	0.130	0.075	0.057	0.025	0.651	0.006	7.3			
B124B	12/8/2021	0.015	0.075	0.158	0.075	0.097	0.025	0.765	0.004	6.9			
B124C	1/27/2021	0.015	0.075	0.076	0.075	0.050	0.025	0.452	0.004	7.0			
B124C	4/28/2021	0.015	0.075	0.217	0.075	0.071	0.025	0.788	0.008	7.3			
B124C	12/8/2021	0.015	0.075	0.197	0.078	0.056	0.025	0.743	0.005	6.8			
B125	1/27/2021	0.015	0.075	0.062	0.075	0.050	0.048	0.093	0.004	8.0			
B125	4/28/2021	0.015	0.075	0.033	0.075	0.050	0.025	0.060	0.004	8.8			
B125	8/18/2021	0.015	0.075	0.133	0.075	0.050	0.062	0.198	0.004	8.1			
B126	1/27/2021	0.015	0.075	0.055	0.075	0.050	0.025	0.068	0.004	8.9			
B126	4/28/2021	0.015	0.075	0.242	0.075	0.050	0.025	0.820	0.004	8.9			
B126	8/18/2021	0.015	0.075	0.310	0.075	0.073	0.025	1.124	0.004	7.1			
B13A	3/31/2021	0.015	0.075	0.101	0.075	0.050	0.025	0.582	0.004	8.4			
B13A	9/29/2021	0.015	0.075	0.081	0.075	0.050	0.025	0.389	0.004	8.6			
B13B	3/31/2021	0.015	0.075	0.063	0.075	0.050	0.025	0.130	0.006	7.8			
B13B	9/29/2021	0.015	0.075	0.044	0.075	0.050	0.025	0.138	0.004	7.4			
B14A	3/31/2021	0.015	0.075	0.102	0.075	0.065	0.025	2.488	0.004	6.6			
B14A	9/15/2021	0.015	0.075	0.132	0.072	0.050	0.025	1.173	0.004	5.4			

**Bucklin Point
Manhole Data - 2021**

Manhole #	Date	Cd	Cr	Cu	Pb	Ni	Ag	Zn	CN	pH	O & G	TTO	Other Parameters
B14B	3/31/2021	0.015	0.075	0.314	0.075	0.050	0.025	0.496	0.009	8.0			
B14B	9/15/2021	0.015	0.075	0.948	0.075	0.050	0.025	0.197	0.013	7.0			
B16A	1/6/2021	0.015	0.075	0.020	0.075	0.050	0.025	0.060	0.004	7.0			
B16A	5/12/2021	0.015	0.075	0.020	0.075	0.050	0.025	0.064	0.004	6.3			
B16A	9/29/2021	0.015	0.075	0.020	0.075	0.050	0.025	0.060	0.004	6.5			
B16B	1/6/2021	0.015	0.075	0.020	0.075	0.050	0.025	0.060	0.005	6.7			
B16B	5/12/2021	0.015	0.075	0.024	0.075	0.050	0.025	0.125	0.020	6.3			
B16B	9/29/2021	0.015	0.075	0.020	0.075	0.050	0.025	0.079	0.004	6.5			
B26A	1/6/2021	0.015	0.075	0.026	0.075	0.050	0.025	0.081	0.011	7.1			
B26A	5/12/2021	0.015	0.075	0.020	0.075	0.050	0.025	0.060	0.007	7.1			
B26A	11/3/2021	0.015	0.075	0.029	0.075	0.050	0.025	0.060	0.008	7.4			
B26B	1/6/2021	0.015	0.075	0.020	0.075	0.050	0.025	0.060	0.011	7.0			
B26B	5/12/2021	0.015	0.075	0.063	0.075	0.050	0.025	0.090	0.007	7.1			
B26B	11/3/2021	0.015	0.075	0.028	0.075	0.050	0.025	0.060	0.009	7.4			
B27A	2/17/2021												No Sample
B27B	2/17/2021	0.015	0.075	0.028	0.075	0.050	0.025	0.390	0.008	7.8			
B30B	2/17/2021	0.015	0.075	0.072	0.075	0.050	0.025	0.198	0.004	7.7			
B30B	5/26/2021	0.015	0.075	0.065	0.075	0.050	0.025	0.107	0.004	6.8			
B30B	11/3/2021	0.015	0.075	0.149	0.075	0.073	0.025	0.142	0.040	7.2			
B30C	2/17/2021	0.015	0.075	0.068	0.075	0.050	0.025	0.208	0.004	7.5			
B30C	5/26/2021	0.015	0.075	0.037	0.075	0.050	0.025	0.060	0.004	6.9			
B30C	11/3/2021	0.015	0.075	0.037	0.075	0.050	0.025	0.060	0.004	7.0			
B34	6/30/2021	0.015	0.075	0.038	0.075	0.050	0.025	0.084	0.004	7.2			
B34	12/22/2021	0.015	0.075	0.048	0.075	0.050	0.025	0.060	0.004	8.6			
B39A	4/14/2021												No Sample
B39A	5/26/2021	0.015	0.075	0.020	0.075	0.050	0.025	0.075	0.004	7.5			
B39A	9/29/2021	0.015	0.075	0.020	0.075	0.050	0.025	0.060	0.004	7.7			
B39B	4/14/2021	0.015	0.421	0.506	0.075	0.091	0.025	0.109	0.010	7.6			
B39B	5/26/2021	0.015	0.810	0.502	0.075	0.058	0.025	0.091	0.017	8.2			
B39B	9/29/2021	0.015	0.781	0.371	0.075	0.066	0.025	0.060	0.004	7.3			
B41A	3/3/2021	0.015	0.075	0.093	0.075	0.050	0.025	0.183	0.004	8.4			
B41A	5/26/2021	0.015	0.075	0.472	0.075	0.050	0.025	0.986	0.004	6.5			
B41A	11/3/2021	0.015	0.075	0.136	0.075	0.050	0.025	0.218	0.004	7.9			
B41B	3/3/2021	0.015	0.075	0.212	0.075	0.050	0.034	0.547	0.095	10.4			
B41B	5/26/2021	0.015	0.075	0.240	0.075	0.050	0.025	0.289	0.447	7.6			
B41B	11/3/2021	0.015	0.075	0.131	0.075	0.050	0.025	0.163	0.019	7.3			
B44A	3/3/2021	0.015	0.075	0.203	0.075	0.050	0.025	0.215	0.004	8.9			
B44A	9/15/2021	0.015	0.075	0.108	0.075	0.050	0.025	0.255	0.004	6.5			
B44A	10/20/2021	0.015	0.075	0.303	0.075	0.050	0.025	0.572	0.008	6.8			
B44B	3/3/2021	0.015	0.075	0.125	0.075	0.050	0.025	0.226	0.004	9.0			
B44B	9/15/2021	0.015	0.075	0.221	0.075	0.050	0.025	0.630	0.004	7.3			
B44B	10/20/2021	0.015	0.075	0.084	0.075	0.000	0.025	0.190	0.004	7.3			

**Bucklin Point
Manhole Data - 2021**

Manhole #	Date	Cd	Cr	Cu	Pb	Ni	Ag	Zn	CN	pH	O & G	TTO	Other Parameters
B47	6/30/2021	0.015	0.075	0.109	0.075	0.063	0.025	0.192	0.004	7.9			
B47	12/22/2021	0.015	0.075	0.622	0.075	0.050	0.025	0.262	0.006	8.3			
B73A	3/3/2021	0.015	0.075	0.052	0.075	0.050	0.025	0.248	0.006	6.9			
B73A	9/15/2021	0.002	0.075	0.045	0.075	0.050	0.025	0.139	0.004	4.5			
B73B	3/3/2021	0.015	0.075	0.106	0.075	0.050	0.025	0.117	0.004	7.2			
B73B	9/15/2021	0.015	0.075	0.063	0.075	0.050	0.025	0.155	0.020	6.8			
B91	4/14/2021	0.015	0.332	0.702	0.075	0.533	0.090	0.090	0.023	8.5			
B91	6/23/2021	0.015	0.225	0.297	0.075	0.570	0.048	0.060	0.032	6.4			
B91	6/30/2021	0.015	0.094	0.357	0.075	0.309	0.050	0.067	0.014	7.7			
B91	12/22/2021	0.015	0.075	0.359	0.075	0.671	0.085	0.060	0.032	6.8			
B92A	3/17/2021	0.015	0.075	0.030	0.075	0.050	0.025	0.087	0.004	8.6			
B92A	6/9/2021	0.015	0.075	0.072	0.075	0.050	0.025	0.128	0.004	7.8			
B92A	6/23/2021	0.015	0.075	0.037	0.075	0.050	0.025	0.085	0.004	7.6			
B92A	6/30/2021	0.015	0.075	0.041	0.075	0.050	0.025	0.069	0.004	8.4			
B92A	10/20/2021	0.015	0.264	0.784	0.075	0.822	0.137	0.060	0.046	6.8			
B92A	10/20/2021	0.015	0.075	0.020	0.075	0.050	0.025	0.060	0.004	6.8			
B92A	11/23/2021	0.015	0.075	0.026	0.075	0.050	0.025	0.099	0.004	8.1			
B92A	12/22/2021	0.015	0.075	0.061	0.075	0.050	0.025	0.235	0.004	7.4			
B92B	3/17/2021	0.015	0.192	0.538	0.075	0.643	0.060	0.274	0.071	8.8			
B92B	6/9/2021	0.015	0.759	8.340	0.075	13.450	1.197	0.114	0.588	7.0			
B92B	6/23/2021	0.015	0.359	0.711	0.075	1.148	0.135	0.077	0.048	7.8			
B92B	6/30/2021	0.015	0.419	2.059	0.075	3.008	0.165	0.344	0.026	8.1			
B92B	7/21/2021	0.015	0.075	0.423	0.075	0.209	0.025	0.179	0.004	7.0			
B92B	10/20/2021	0.015	0.180	1.378	0.075	4.380	0.299	0.174	0.006	6.7			
B92B	11/23/2021	0.015	0.574	3.474	0.075	1.997	0.184	0.195	0.025	8.5			
B92B	12/22/2021	0.015	0.075	0.612	0.075	3.535	0.163	0.012	0.012	7.2			
B92C	3/17/2021	0.015	0.075	0.079	0.075	0.073	0.025	0.060	0.004	7.1			
B92C	6/9/2021	0.015	0.123	1.071	0.075	1.527	0.151	0.108	0.038	6.8			
B92C	6/23/2021	0.015	0.122	0.231	0.075	0.426	0.040	0.060	0.058	6.9			
B92C	6/30/2021	0.015	0.075	0.246	0.075	0.244	0.039	0.060	0.015	7.9			
B92C	7/21/2021	0.015	0.075	0.586	0.075	0.360	0.025	0.252	0.004	6.8			
B92C	10/20/2021	0.015	0.240	2.270	0.075	7.031	0.474	0.279	0.005	6.8			
B92C	11/23/2021	0.015	0.136	0.991	0.075	0.939	0.053	0.095	0.054	7.1			
B92C	12/22/2021	0.015	0.324	2.333	0.075	3.070	0.295	0.165	0.021	6.9			
B95A	4/14/2021	0.015	0.075	0.020	0.075	0.050	0.025	0.062	0.004	7.3			
B95A	7/21/2021	0.015	0.075	0.058	0.075	0.069	0.025	0.079	0.008	5.7			
B95A	12/15/2021	0.015	0.075	0.020	0.075	0.050	0.025	0.060	0.004	6.8			
B95B	4/14/2021	0.015	0.075	0.030	0.075	0.050	0.025	0.060	0.004	7.1			
B95B	7/21/2021	0.015	0.075	0.695	0.075	0.422	0.025	0.348	0.004	7.0			
B95B	12/15/2021	0.015	0.075	0.031	0.075	0.050	0.025	0.192	0.004	7.0			
B95C	4/14/2021	0.015	0.075	0.067	0.075	0.050	0.025	0.143	0.004	7.7			
B95C	7/21/2021	0.015	0.075	0.652	0.075	0.403	0.025	0.356	0.004	6.9			

**Bucklin Point
Manhole Data - 2021**

Manhole #	Date	Cd	Cr	Cu	Pb	Ni	Ag	Zn	CN	pH	O & G	TTO	Other Parameters
B95C	12/15/2021	0.015	0.075	0.032	0.075	0.050	0.025	0.060	0.004	7.0			
B96	1/27/2021	0.015	0.075	0.032	0.075	0.050	0.025	0.068	0.004	8.0			
B96	3/17/2021	0.015	0.075	0.035	0.075	0.050	0.025	0.296	0.004	8.4			
B96	4/28/2021	0.015	0.075	0.031	0.075	0.050	0.025	0.173	0.004	7.9			
B96	6/9/2021	0.015	0.075	0.036	0.075	0.050	0.025	0.167	0.004	8.2			
B96	8/18/2021	0.015	0.075	0.039	0.075	0.050	0.025	0.159	0.004	8.5			
B96	12/15/2021	0.015	0.075	0.047	0.075	0.050	0.025	0.214	0.007	8.6			
BS02	6/23/2021	0.000	0.002	0.061	0.005	0.003	0.000	0.099	0.004	7.4			Hg = 10.8 ppt TSS = 284.0 ppm BOD = 260.57 ppm CBOD = 254.41 ppm Al = 121.5 ppb As = <0.50 ppb Mo = 0.7502 ppb Se = <1.00 ppb
BS03	3/17/2021	0.000	0.001	0.009	0.001	0.002	0.000	0.058	0.004	7.5			Hg = 15.7 ppt TSS = 121 ppm BOD = 157.25 ppm CBOD = 151.27 ppm Al = 93.04 ppb As = <0.500 ppb Mo = <0.300 ppb Se = <1.00 ppb
BS03	8/18/2021	0.000	0.001	0.013	0.001	0.001	0.000	0.070	0.004	7.1			Hg = 24.3 ppt TSS = 104 ppm BOD = 182.87 ppm CBOD = 173.74 ppm Al = 127.4 ppb As = <0.5 ppb Mo = 0.4715 ppb Se = 17.57 ppb
BS04	6/9/2021	0.000	0.001	0.010	0.001	0.001	0.000	0.130	0.004	6.0			Al = 194.5 ppb Hg = 24.6 ppt TSS = 210 ppm BOD = 219.57 ppm CBOD = 272.76 ppm Al = 194.5 ppb As = <0.500 ppb Mo = 0.4987 ppb Se = <1.00 ppb

**Bucklin Point
Manhole Data - 2021**

Manhole #	Date	Cd	Cr	Cu	Pb	Ni	Ag	Zn	CN	pH	O & G	TTO	Other Parameters
BS04	12/15/2021	0.000	0.002	0.032	0.003	0.004	0.001	0.192	0.004	7.0			Hg = 35.2 ppt TSS = 103.33 ppm BOD = 116.46 ppm CBOD = 117.49 ppm Al = 339.1 ppb As = <0.50 ppb Mo = 0.9421 ppb Se = <1.00 ppb
BS07	12/8/2021	0.000	0.000	0.001	0.001	0.001	0.000	0.008	0.004	6.3			Hg = <1.00 ppt TSS = 5.3125 ppm BOD = <2.00 ppm CBOD = <2.00 ppm Al = 25.07 ppb As = <0.50 ppb Mo = <0.3 ppb Se = <0.02 ppb
BS08	5/12/2021	0.000	0.001	0.058	0.004	0.003	0.000	0.111	0.004	7.6			Hg = 18.3 ppt TSS = 110 ppm BOD = 359.14 ppm CBOD = 337.23 ppm Al = 198.5 ppb As = <0.500 ppb Mo = 0.5908 ppb Se = <1.00 ppb
BS12	9/16/2021	0.001	0.001	0.949	0.080	0.048	0.001	1.312	0.098	6.0			Al = 4442 ppb As = 5.901 ppb Mo = 6.297 ppb Se = <10.00 ppb
BS13	1/27/2021	0.000	0.002	0.037	0.002	0.003	0.000	0.138	0.004	8.9			Hg = 22.2 ppt TSS = 556 ppm BOD = 301.54 ppm CBOD = 403.74 ppm Al = 651.0 ppb As = 0.708 ppb Mo = 0.7802 ppb Se = <1.00 ppb

**Bucklin Point
Manhole Data - 2021**

Manhole #	Date	Cd	Cr	Cu	Pb	Ni	Ag	Zn	CN	pH	O & G	TTO	Other Parameters
BS14	2/17/2021	0.000	0.000	0.001	0.000	0.001	0.000	0.009	0.004	7.1			Hg = 1.06 ppt TSS = <2.0 ppm BOD = 12.21 ppm CBOD = 12.36 ppm Al = 14.16 ppb As = <0.50 ppb Mo = <0.30 ppb Se = <1.00 ppb
BS16	9/30/2021	0.000	0.002	0.066	0.013	0.003	0.000	0.160	0.004	8.0			Hg = 27.2 ppt TSS = 94.0 ppm BOD = 253.59 ppm CBOD = 244.09 ppm Al = 224.0 ppb As = 0.5941 ppb Mo = 1.127 ppb Se = <1.00 ppb
BS17	11/3/2021	0.000	0.001	0.021	0.002	0.002	0.000	0.052	0.004	7.1			Hg = 12.6 ppt TSS = 139 ppm BOD = 291.56 ppm CBOD = 228.7 ppm Al = 155.9 ppb As = <0.50 ppb Mo = 0.5732 ppb Se = <1.00 ppb
BS20	3/3/2021	0.000	0.002	0.075	0.005	0.004	0.000	0.291	0.004	7.7			Hg = 15.9 ppt TSS = 338 ppm BOD = 697.31 ppm CBOD = 664.86 ppm Al = 438.8 ppb As = 0.515 ppb Mo = 1.975 ppb Se = <1.00 ppb
BS21	5/26/2021	0.000	0.001	0.191	0.009	0.005	0.000	0.160	0.004	6.7			Al = 469.3 ppb Hg = 3.18 ppt TSS = 133.75 ppm BOD = 269.52 ppm CBOD = 283.1 ppm Al = 469.3 ppb As = 0.7918 ppb Mo = 1.4 ppb Se = <1.00 ppb

**Bucklin Point
Manhole Data - 2021**

Manhole #	Date	Cd	Cr	Cu	Pb	Ni	Ag	Zn	CN	pH	O & G	TTO	Other Parameters
BS23	4/28/2021	0.000	0.002	0.143	0.007	0.008	0.000	0.258	0.008	8.1			BOD = 853.56 ppm Al = 311.7 ppb As = 1.534 ppb Mo = 1.967 ppb Se = <1.00 ppb
BS24	1/6/2021	0.003	0.001	0.024	0.005	0.002	0.001	0.057	0.005	7.0			Hg = 18.7 ppt TSS = 160 ppm BOD = 131.36 ppm CBOD = 145.9 ppm Al = 207 ppb As = <0.50 ppb Mo = 0.4033 ppb Se = <1.00 ppb
BS26	4/14/2021	0.000	0.003	0.120	0.006	0.005	0.000	0.089	0.004	6.6			Hg = 4.47 ppt TSS = 138 ppm BOD = 397.23 ppm CBOD = 385.63 ppm Al = 488.3 ppb As = <0.500 ppb Mo = 0.6469 ppb Se = <1.00 ppb

ATTACHMENT VOLUME II

SECTION 8

***SUMMARY OF NOTICE OF
VIOLATION LETTERS ISSUED***

***SUMMARY OF NOTICE OF
VIOLATION LETTERS ISSUED***

FIELD'S POINT

Summary of Notices of Violation Issued
Field's Point - 2021

User Classification	Category	Company Name	Letter of Deficiency	Failure to Meet Standards (User, NBC, or Manhole Sample)	Report Not Signed	Failure to Submit Report (SMCR, Analyses, Certification, or pH)	Notice of pH Violations	Failure to Immediately Report Violation	Failure to Satisfy NBC Requirements	Average Limit Violation	Failure to Sample / Analyze all Parameters	Failure to Accurately Report Effluent Values	Failure to Report Pretreatment Equipment Failure	Discharge of Prohibited Material	Failure to Maintain Pretreatment System	Discharging without Permit
3	85	141 Westminster Corporation	0	0	0	0	0	0	1	0	0	0	0	0	0	0
3	86	144 Benefit Street Associates	0	0	0	0	0	0	0	0	0	0	0	0	0	0
3	85	1484 MSA Donuts, LLC	0	0	0	0	0	0	0	0	0	0	0	0	0	0
3	85	1592 MSA Donuts, LLC	0	0	0	0	0	0	0	0	0	0	0	0	0	0
3	85	1871 MSA Donuts, LLC	0	0	0	0	0	0	0	0	0	0	0	0	0	0
3	85	2 Brothers Family Pizza, Inc.	0	0	0	0	0	0	0	0	0	0	0	0	0	0
3	81	221 Academy Ave. Meat, Inc.	0	0	0	1	0	0	0	0	0	0	0	0	0	0
2	36	271 Tockwotten Partners LLC	2	1	0	5	4	1	4	0	0	0	0	0	0	0
3	85	275 Group LLC	0	0	0	0	0	0	0	0	0	0	0	0	0	0
3	85	383 Corporation - First Floor	0	0	0	0	0	0	0	0	0	0	0	0	0	0
3	85	383 Corporation - Second Floor	0	0	0	0	0	0	0	0	0	0	0	0	0	0
3	85	383 Corporation - Third Floor	0	0	0	0	0	0	0	0	0	0	0	0	0	0
3	85	401 Pizza, Inc.	0	0	0	0	0	0	0	0	0	0	0	0	0	0
3	85	50 Weybosset Holdings, LLC	0	0	0	0	0	0	0	0	0	0	0	0	0	0
3	92	615 Charles Street, Inc.	0	0	0	0	0	0	0	0	0	0	0	0	0	0
3	86	65 Bath Pro LLC	0	0	0	0	0	0	0	0	0	0	0	0	0	0
3	85	73 Washington Corp.	0	0	0	0	0	0	0	0	0	0	0	0	0	0
3	71	787 Restaurant	0	0	0	0	0	0	0	0	0	0	0	0	0	0
3	85	7-Eleven Inc. (Atwells)	0	0	0	0	0	0	0	0	0	0	0	0	0	0
3	85	7-Eleven Inc. (Broad Street)	0	0	0	0	0	0	0	0	0	0	0	0	0	0
3	85	7-Eleven, Inc.	0	0	0	0	0	0	0	0	0	0	0	0	0	0
1	11	A & F Plating Company	0	0	0	0	1	0	0	0	0	0	0	0	0	0
3	37	A Duic Pyle, Inc.	0	0	0	0	0	0	0	0	0	0	0	0	0	0
3	74	A Plus Group Corp	0	0	0	0	0	0	11	0	0	0	0	0	0	0
3	85	A&M Fairway, Inc.	0	0	0	0	0	0	0	0	0	0	0	0	0	0
2	22	A. Harrison & Company, Inc.	0	0	0	0	0	0	0	0	0	0	0	0	0	0
3	96	A.A. Mariani Funeral/Carriage	0	0	0	0	0	0	0	0	0	0	0	0	0	0
3	85	A.N.I., LLC	0	0	0	0	0	0	2	0	0	0	0	0	0	0
3	37	AAA Northeast Warehouse/Fleet Operations	1	0	0	0	0	0	0	0	0	0	0	0	0	0
3	42	AAMCO Transmission	0	0	0	5	0	0	0	0	0	0	0	0	0	0
3	85	Academy Donuts, Inc.	0	0	0	0	0	0	0	0	0	0	0	0	0	0
3	94	Access Dental Care	0	0	0	2	0	0	0	0	0	0	0	0	0	0
3	86	Achievement First	0	0	0	0	0	0	0	0	0	0	0	0	0	0
3	85	ACM Restaurant Inc.	1	0	0	0	0	0	0	0	0	0	0	0	0	0
3	85	Ada's Creations, Inc.	0	0	0	0	0	0	0	0	0	0	0	0	0	0
3	85	Admiral Donuts, Inc.	0	0	0	0	0	0	0	0	0	0	0	0	0	0
3	42	Admiral Packaging	0	0	0	1	0	0	0	0	0	0	0	0	0	0
3	92	Admiral Suds Laundry	0	0	0	0	0	0	0	0	0	0	0	0	0	0
3	85	Adriana Inc.	0	0	0	0	0	0	0	0	0	0	0	0	0	0
3	94	Advanced Dental Care	0	0	0	0	0	0	0	0	0	0	0	0	0	0
3	86	Aipso	0	0	0	0	0	0	0	0	0	0	0	0	0	0
3	85	Al Forno	0	0	0	0	0	0	0	0	0	0	0	0	0	0
3	85	Al Son De Mi Barrio	0	0	0	0	0	0	0	0	0	0	0	0	0	0
3	85	Alberto K. Corporation	0	0	0	0	0	0	1	0	0	0	0	0	0	0
3	81	Al-Jac Produce	0	0	0	5	0	0	0	0	2	0	0	0	0	0
3	85	Allens Ave Donuts, LLC	0	0	0	0	0	0	0	0	0	0	0	0	0	0
3	24	Allied Group, LLC	0	1	0	1	0	0	0	0	0	0	0	0	0	0
2	43	Alloy Holdings, LLC	0	0	0	2	0	0	0	0	0	0	0	0	0	0
3	97	Alpine Auto Body, Inc.	0	0	0	1	0	0	0	0	0	0	0	0	0	0
3	42	Aluminum & Copper Recycling, Inc.	0	0	0	0	0	0	0	0	0	0	0	0	0	0
3	42	Alviti Link-All, Inc.	0	0	0	2	0	0	0	0	0	0	0	0	0	0
3	85	Americana Expo Center, LLC	0	0	0	0	0	0	5	0	0	0	0	0	0	0
3	85	Amos House - Pine Street	0	0	0	0	0	0	0	0	0	0	0	0	0	0
3	85	Ampex Brands Pizza of NE, Inc.	0	0	0	0	0	0	0	0	0	0	0	0	0	0

USER CLASSIFICATION
(1) Significant - Categorical
(2) Significant - Non-Categorical
(3) Non-Significant

Summary of Notices of Violation Issued
Field's Point - 2021

User Classification	Category	Company Name	Letter of Deficiency	Failure to Meet Standards (User, NBC, or Manhole Sample)	Report Not Signed	Failure to Submit Report (SMCR, Analyses, Certification, or pH)	Notice of pH Violations	Failure to Immediately Report Violation	Failure to Satisfy NBC Requirements	Average Limit Violation	Failure to Sample / Analyze all Parameters	Failure to Accurately Report Effluent Values	Failure to Report Pretreatment Equipment Failure	Discharge of Prohibited Material	Failure to Maintain Pretreatment System	Discharging without Permit
3	85	Ampex Brands Pizza of NE, Inc.	0	0	0	0	0	0	0	0	0	0	0	0	0	0
3	85	Amy's Place	0	0	0	7	0	0	8	0	0	0	0	0	0	0
3	86	Anchor Bay @ Pocasset	0	0	0	0	0	0	0	0	0	0	0	0	0	0
3	85	Andino's Restaurant	0	0	0	0	0	0	0	0	0	0	0	0	0	0
3	85	Andrade Cranston Donuts	0	0	0	0	0	0	0	0	0	0	0	0	0	0
3	85	Andrea's Restaurant	0	0	0	0	0	0	0	0	0	0	0	0	0	0
3	94	Angell Street Dental Associate	0	0	0	2	0	0	0	0	0	0	0	0	0	0
3	85	Angkor Restaurant	0	0	0	0	0	0	1	0	0	0	0	0	0	0
3	85	Anjon Inc.	0	0	0	0	0	0	0	0	0	0	0	0	0	0
3	41	Annex Plating	0	0	0	0	0	0	0	0	0	0	0	0	0	0
3	94	Anthony M. Paolucci, DMD, P.C.	0	0	0	0	0	0	0	0	0	0	0	0	0	0
3	94	Anthony Paolucci Family Dentists	0	0	0	1	0	0	0	0	0	0	0	0	0	0
3	97	Anthony's Auto Body	0	0	0	1	0	0	3	0	0	0	0	0	0	1
3	85	Antojitos Quetzal, Inc.	0	0	0	0	0	0	0	0	0	0	0	0	0	0
3	81	Antonelli Poultry	0	0	0	2	0	0	0	0	0	0	0	0	0	0
3	85	Antonio's Pizza - Thayer Street LLC	1	0	0	0	0	0	0	0	0	0	0	0	0	0
3	46	Apac Tool, Inc.	0	0	0	0	0	0	0	0	0	0	0	0	0	0
3	85	Apsara Asian Restaurant	0	0	0	0	0	0	3	0	0	0	0	0	0	0
3	74	Aqua and Bluefin Grille at the Marriot	0	0	0	0	0	0	0	0	0	0	0	0	0	0
3	74	Aramark	0	0	0	0	0	0	0	0	0	0	0	0	0	0
3	95	ARA-Rhode Island Dialysis	0	0	0	0	0	0	0	0	0	0	0	0	0	0
3	86	Arbor Hill Assisted Living	0	0	0	0	0	0	1	0	0	0	0	0	0	0
3	85	Archangel Michael Inc.	0	0	0	0	0	0	0	0	0	0	0	0	0	0
3	42	Arden Jewelry Mfg. Co.	0	0	0	2	0	0	0	0	0	0	0	0	0	0
3	85	AREE, LLC	0	0	0	0	0	0	0	0	0	0	0	0	0	0
3	99	Aristocrat Dental Laboratory	0	0	0	0	0	0	0	0	0	0	0	0	0	0
1	11	Armbrust International, Ltd.	0	1	0	0	1	0	0	0	0	0	0	0	0	0
3	85	Armstrong/Gladding, American Post. #69	0	0	0	0	0	0	0	0	0	0	0	0	0	0
3	42	Aro-Sac, Inc.	0	0	0	1	0	0	0	0	0	0	0	0	0	0
3	99	AS220	0	0	0	2	0	0	1	0	0	0	0	0	0	0
3	24	AS220 - Print Shop	0	0	0	2	0	0	2	0	0	0	0	0	0	0
3	85	ASP & Training Inc.	0	2	0	5	0	0	8	0	0	0	0	0	0	0
3	94	Aspen Dental	0	0	0	1	0	0	3	0	0	0	0	0	0	0
3	21	Atamian Manufacturing Corp.	0	0	0	1	0	0	0	0	0	0	0	0	0	0
3	86	Athena Healthcare	0	0	0	0	0	0	0	0	0	0	0	0	0	0
3	53	Atlantic Gladstone Realty, LLC.	0	0	0	0	0	0	0	0	0	0	0	0	0	0
3	85	Atwells Ave Donuts, LLC	0	0	0	0	0	0	0	0	0	0	0	0	0	0
3	85	Atwells Realty Corporation	0	0	0	0	0	0	0	0	0	0	0	0	0	0
3	94	Atwill-Conroy Providence, LLC	0	0	0	0	0	0	0	0	0	0	0	0	0	0
3	97	Atwood Car Wash	0	0	0	0	0	0	0	0	0	0	0	0	0	0
3	85	Atwood Donuts, LLC	0	0	0	0	0	0	0	0	0	0	0	0	0	0
3	71	Atwood Superwash	0	0	0	0	0	0	0	0	0	0	0	0	0	0
3	85	Au Bon Pain - Women & Infants' Hospital	0	0	0	0	0	0	2	0	0	0	0	0	0	0
3	85	Augusta Street Kitchen	0	0	0	0	0	0	0	0	0	0	0	0	0	0
3	85	Aurora Civic Association	0	0	0	0	0	0	1	0	0	0	0	0	0	0
3	42	Auto Parts Group Southwest, LLC.	0	0	0	0	0	0	0	0	0	0	0	0	0	0
3	74	Auto Plus	0	0	0	0	0	0	0	0	0	0	0	0	0	0
3	89	Avalon Bay - Center Place	0	0	0	3	0	0	3	0	0	0	0	0	0	0
3	85	Avenue Grille	0	0	0	0	0	0	0	0	0	0	0	0	0	0
3	85	Avenue N Providence	0	0	0	0	0	0	1	0	0	0	0	0	0	0
3	74	AWK Corporation	0	0	0	0	0	0	0	0	0	0	0	0	0	0
3	92	Aznet, LLC	0	0	0	0	0	0	0	0	0	0	0	0	0	0
3	85	B&D, LLC	0	0	0	0	0	0	0	0	0	0	0	0	0	0
3	81	B. Deltoro & Sons, Inc.	0	0	0	1	0	0	0	0	1	0	0	0	0	0

USER CLASSIFICATION

- (1) Significant - Categorical
- (2) Significant - Non-Categorical
- (3) Non-Significant

Summary of Notices of Violation Issued
Field's Point - 2021

User Classification	Category	Company Name	Letter of Deficiency	Failure to Meet Standards (User, NBC, or Manhole Sample)	Report Not Signed	Failure to Submit Report (SMCR, Analyses, Certification, or pH)	Notice of pH Violations	Failure to Immediately Report Violation	Failure to Satisfy NBC Requirements	Average Limit Violation	Failure to Sample / Analyze all Parameters	Failure to Accurately Report Effluent Values	Failure to Report Pretreatment Equipment Failure	Discharge of Prohibited Material	Failure to Maintain Pretreatment System	Discharging without Permit
3	96	B. Maceroni & Sons, Inc.	0	0	0	0	0	0	0	0	0	0	0	0	0	0
3	85	B.A. Beverage Company, LLC	1	0	0	5	0	0	5	0	0	0	0	0	0	0
3	85	B.Good	0	0	0	0	0	0	0	0	0	0	0	0	0	0
3	86	B.J. Clanton Complex	0	0	0	0	0	0	0	0	0	0	0	0	0	0
3	85	Baba's First Daughter, LLC	0	0	0	0	0	0	1	0	0	0	0	0	0	0
3	81	Baffoni's Poultry Farm	0	1	0	2	0	1	4	0	0	0	0	0	0	0
3	81	Bagel Express	0	0	0	5	0	0	0	0	0	0	0	0	0	0
3	85	Baja's	1	0	0	0	0	0	0	0	0	0	0	0	0	0
3	85	Baja's Taqueria	0	0	0	0	0	0	0	0	0	0	0	0	0	0
3	85	Baja's Taqueria	0	0	0	0	0	0	0	0	0	0	0	0	0	0
3	37	Ballard Mack Sales and Service of RI	0	0	0	0	0	0	0	0	0	0	0	0	0	0
3	85	Bang Bar Inc.	0	0	0	0	0	0	0	0	0	0	0	0	0	0
3	86	Bannister Operations Associates, LLC	0	0	0	0	0	0	0	0	0	0	0	0	0	0
3	94	Barbara M. Bilder, D.M.D.	0	0	0	0	0	0	0	0	0	0	0	0	0	0
3	74	Batista & Gutierrez	0	0	0	0	0	0	0	0	0	0	0	0	0	0
3	85	Bay Foods, Inc.	0	0	0	0	0	0	0	0	0	0	0	0	0	0
3	85	Bayberry Beer Hall	0	0	0	0	0	0	1	0	0	0	0	0	0	0
3	95	Bayside Endoscopy Center, LLC.	0	0	0	0	0	0	0	0	0	0	0	0	0	0
3	85	BC Providence LLC	0	0	0	0	0	0	0	0	0	0	0	0	0	0
3	81	Beautiful Day RI	0	0	0	1	0	0	0	0	0	0	0	0	0	0
3	85	Being Sisyphus, Inc.	0	0	0	0	0	0	0	0	0	0	0	0	0	0
3	96	Bell Funeral Home, Inc.	0	0	0	0	0	0	0	0	0	0	0	0	0	0
3	42	Bella's Jewelry	0	0	0	3	0	0	0	0	0	0	0	0	0	0
3	86	Beneficent House, Inc.	0	0	0	0	0	0	0	0	0	0	0	0	0	0
3	94	Benefit Dental Care, LLC	0	0	0	0	0	0	0	0	0	0	0	0	0	0
3	86	Berkshire Place Ltd.	0	0	0	0	0	0	0	0	0	0	0	0	0	0
3	71	Berri	0	0	0	0	0	0	0	0	0	0	0	0	0	0
3	92	Best Cleaner Inc.	0	0	0	0	0	0	0	0	0	0	0	0	0	0
3	85	Best Eastern Chinese and Japanese Restaurant	0	0	0	0	0	0	0	0	0	0	0	0	0	0
3	85	Best Taste	0	0	0	0	0	0	0	0	0	0	0	0	0	0
3	71	Best Western Glo Hotel	0	0	0	0	0	0	0	0	0	0	0	0	0	0
3	86	Bethany Home of Rhode Island	0	0	0	0	0	0	0	0	0	0	0	0	0	0
3	85	Betty's	0	0	0	0	0	0	0	0	0	0	0	0	0	0
3	85	Big Tony's Pizza	0	0	0	0	0	0	0	0	0	0	0	0	0	0
3	85	Biltmore Providence Lessee, LLC	0	0	0	0	0	0	0	0	0	0	0	0	0	0
3	85	Bites by Bre	0	0	0	0	0	0	0	0	0	0	0	0	0	0
3	95	Bitumar USA	0	0	0	0	0	0	0	0	0	0	0	0	0	0
3	82	Bj's Wholesale Club	0	2	0	5	0	2	0	0	0	0	0	0	0	0
3	85	BKCHOL Inc.	0	0	0	0	0	0	0	0	0	0	0	0	0	0
3	85	BL Restaurant Operations, LLC	0	0	0	0	0	0	0	0	0	0	0	0	0	0
3	85	Blaze at the Brooklyn	0	0	0	0	0	0	5	0	0	0	0	0	0	0
3	85	Blend, LLC	0	0	0	0	0	0	2	0	0	0	0	0	0	0
3	92	Blessing in Disguise, Inc.	0	0	0	0	0	0	0	0	0	0	0	0	0	0
3	92	Blossom Laundry Inc.	0	0	0	0	0	0	0	0	0	0	0	0	0	0
3	86	Blue Cross Blue Shield of Rhode Island	0	0	0	0	0	0	0	0	0	0	0	0	0	0
3	85	Blush Bakeshop, LLC	0	0	0	0	0	0	0	0	0	0	0	0	0	0
3	85	Bob's Riccotti's Sandwich Shop	0	0	0	0	0	0	0	0	0	0	0	0	0	0
3	34	BOE Fermenterprises	0	0	0	0	0	0	1	0	0	0	0	0	0	0
3	89	Bolt Coffee Co.	0	0	0	0	0	0	0	0	0	0	0	0	0	0
3	81	Bonollo Provisions Co., Inc.	0	0	0	1	0	0	0	0	1	0	0	0	0	0
3	85	Borden Donuts	0	0	0	0	0	0	0	0	0	0	0	0	0	0
3	81	Borrelli's Bakery	0	0	0	3	0	0	3	0	0	0	0	0	0	0
3	85	Boscov's Department Store, LLC	0	0	0	0	0	0	0	0	0	0	0	0	0	0
3	95	Boston Bioskills Lab LLC	0	0	0	0	0	0	0	0	0	0	0	0	0	0

USER CLASSIFICATION

- (1) Significant - Categorical
- (2) Significant - Non-Categorical
- (3) Non-Significant

Summary of Notices of Violation Issued
Field's Point - 2021

User Classification	Category	Company Name	Letter of Deficiency	Failure to Meet Standards (User, NBC, or Manhole Sample)	Report Not Signed	Failure to Submit Report (SMCR, Analyses, Certification, or pH)	Notice of pH Violations	Failure to Immediately Report Violation	Failure to Satisfy NBC Requirements	Average Limit Violation	Failure to Sample / Analyze all Parameters	Failure to Accurately Report Effluent Values	Failure to Report Pretreatment Equipment Failure	Discharge of Prohibited Material	Failure to Maintain Pretreatment System	Discharging without Permit
3	85	Branch Donuts, Inc.	0	0	0	0	0	0	0	0	0	0	0	0	0	0
3	85	Bravo Brasserie	0	0	0	0	0	0	0	0	0	0	0	0	0	0
3	81	Bread Unlimited, LLC	0	0	0	5	0	0	0	0	0	0	0	0	0	0
3	74	Breakfast at Tiffany's	0	0	0	0	0	0	0	0	0	0	0	0	0	0
3	85	Brewed Awakenings Coffeehouse LLC	0	0	0	0	0	0	0	0	0	0	0	0	0	0
3	85	Briana's Restaurant	0	0	0	0	0	0	0	0	0	0	0	0	0	0
3	86	Briarcliffe Gardens	0	0	0	0	0	0	0	0	0	0	0	0	0	0
3	96	Bright Funeral Home	0	0	0	0	0	0	0	0	0	0	0	0	0	0
3	97	Brittany Motors	1	0	0	0	0	0	0	0	0	0	0	0	0	0
3	92	Broad and Potter Laundromat	0	0	0	0	0	0	0	0	0	0	0	0	0	0
3	85	Broad Street Little Caesars, LLC	0	0	0	0	0	0	3	0	0	0	0	0	0	0
3	85	Broadway Bistro	0	0	0	0	0	0	0	0	0	0	0	0	0	0
3	92	Broadway Laundry, Inc.	0	0	0	0	0	0	0	0	0	0	0	0	0	0
3	85	Broccoli-Thompson Enterprises, LLC	0	0	0	0	0	0	0	0	0	0	0	0	0	0
3	85	Brother's Famous Pizza	0	0	0	0	0	0	0	0	0	0	0	0	0	0
3	85	Brown University	0	0	0	0	0	0	0	0	0	0	0	0	0	0
3	60	Brown University - 144 Angell	0	0	0	0	0	0	0	0	0	0	0	0	0	0
3	86	Brown University - 70 Brown Street	0	0	0	0	0	0	0	0	0	0	0	0	0	0
3	95	Brown University - 85 Waterman Street	0	0	0	0	0	0	0	0	0	0	0	0	0	0
3	86	Brown University - Barbour Hall	0	0	0	0	0	0	0	0	0	0	0	0	0	0
3	95	Brown University - Barus & Holley	0	0	0	0	0	0	0	0	0	0	0	0	0	0
3	52	Brown University - Central Heat Plant	0	0	0	0	0	0	0	0	0	0	0	0	0	0
3	86	Brown University - Diman & Wayland House	0	0	0	0	0	0	0	0	0	0	0	0	0	0
3	97	Brown University - Facilities Management	0	0	0	0	0	0	0	0	0	0	0	0	0	0
3	85	Brown University - Faculty Club	0	0	0	0	0	0	0	0	0	0	0	0	0	0
3	95	Brown University - Geochem	0	0	0	0	0	0	0	0	0	0	0	0	0	0
3	86	Brown University - Graduate Center	0	0	0	0	0	0	0	0	0	0	0	0	0	0
3	89	Brown University - Granoff Center	0	0	0	0	0	0	0	0	0	0	0	0	0	0
3	86	Brown University - Keeney Quad	0	0	0	0	0	0	0	0	0	0	0	0	0	0
3	93	Brown University - List Art	0	0	0	0	0	0	0	0	0	0	0	0	0	0
3	95	Brown University - Macmillan Hall	0	0	0	0	0	0	0	0	0	0	0	0	0	0
3	89	Brown University - Meehan Auditorium	0	0	0	0	0	0	0	0	0	0	0	0	0	0
3	86	Brown University - Metcalf hall	0	0	0	0	0	0	0	0	0	0	0	0	0	0
3	86	Brown University - Miller Hall	0	0	0	0	0	0	0	0	0	0	0	0	0	0
3	89	Brown University - Nelson Fitness Center	0	0	0	0	0	0	0	0	0	0	0	0	0	0
3	86	Brown University - New Pembroke Hall	0	0	0	0	0	0	0	0	0	0	0	0	0	0
3	86	Brown University - Rhode Island Hall	0	0	0	0	0	0	0	0	0	0	0	0	0	0
3	95	Brown University - School of Engineering	0	0	0	0	0	0	0	0	0	0	0	0	0	0
3	86	Brown University - Sears House	0	0	0	0	0	0	0	0	0	0	0	0	0	0
3	85	Brown University - Sharpe Refectory	0	0	0	0	0	0	0	0	0	0	0	0	0	0
3	95	Brown University - Sidney Frank Hall	0	0	0	0	0	0	0	0	0	0	0	0	0	0
3	86	Brown University - Vartan Gregorian Quad	0	0	0	0	0	0	0	0	0	0	0	0	0	0
3	86	Brown University - Verney Woolley	0	0	0	0	0	0	0	0	0	0	0	0	0	0
3	86	Brown University - Wellness Center	0	0	0	0	0	0	0	0	0	0	0	0	0	0
3	86	Brown University - Wriston Quad	0	0	0	0	0	0	0	0	0	0	0	0	0	0
3	52	Brown University- Alumnae Hall	0	0	0	0	0	0	0	0	0	0	0	0	0	0
3	86	Brown University- Harkness House	0	0	0	0	0	0	0	0	0	0	0	0	0	0
3	86	Brown University-Andrews Hall	0	0	0	0	0	0	0	0	0	0	0	0	0	0
3	86	Brown University-Hope College	0	0	0	0	0	0	0	0	0	0	0	0	0	0
3	86	Brown University-Horace Mann	0	0	0	0	0	0	0	0	0	0	0	0	0	0
3	86	Brown University-Lyman Hall	0	0	0	0	0	0	0	0	0	0	0	0	0	0
3	86	Brown University-Manning Hall	0	0	0	0	0	0	0	0	0	0	0	0	0	0
3	95	Brown University-Medical Education Bldg.	0	0	0	0	0	0	0	0	0	0	0	0	0	0
3	40	Brown University-Remediation Project	0	0	0	0	0	0	0	0	0	0	0	0	0	0

USER CLASSIFICATION
(1) Significant - Categorical
(2) Significant - Non-Categorical
(3) Non-Significant

Summary of Notices of Violation Issued
Field's Point - 2021

User Classification	Category	Company Name	Letter of Deficiency	Failure to Meet Standards (User, NBC, or Manhole Sample)	Report Not Signed	Failure to Submit Report (SMCR, Analyses, Certification, or pH)	Notice of pH Violations	Failure to Immediately Report Violation	Failure to Satisfy NBC Requirements	Average Limit Violation	Failure to Sample / Analyze all Parameters	Failure to Accurately Report Effluent Values	Failure to Report Pretreatment Equipment Failure	Discharge of Prohibited Material	Failure to Maintain Pretreatment System	Discharging without Permit
3	53	Brown University-Watson Center	0	0	0	0	0	0	0	0	0	0	0	0	0	0
3	85	BTP LLC (Broadway)	0	0	0	0	0	0	0	0	0	0	0	0	0	0
3	85	BTP LLC (Hope Street)	0	0	0	0	0	0	0	0	0	0	0	0	0	0
3	85	BTP, LLC	0	0	0	0	0	0	0	0	0	0	0	0	0	0
3	85	Bubble Tea House	0	0	0	0	0	0	0	0	0	0	0	0	0	0
3	85	Bucktown PVD LLC	0	0	0	0	0	0	1	0	0	0	0	0	0	0
3	85	Burger Domination LLC	0	0	0	0	0	0	0	0	0	0	0	0	0	0
3	85	Burger King - # 1989	0	0	0	0	0	0	0	0	0	0	0	0	0	0
3	85	Burger King - # 2421	0	0	0	0	0	0	0	0	0	0	0	0	0	0
3	85	Burger King - #3406	0	0	0	0	0	0	0	0	0	0	0	0	0	0
3	94	Burton Family Dental	0	0	0	0	0	0	0	0	0	0	0	0	0	0
3	90	Butler Hospital	0	0	0	1	0	0	0	0	0	0	0	0	0	0
3	85	Butterbang, LLC	0	0	0	0	0	0	0	0	0	0	0	0	0	0
3	86	B-X Providence, LLC	0	0	0	0	0	0	0	0	0	0	0	0	0	0
3	86	B-X Providence, LLC	0	0	0	0	0	0	0	0	0	0	0	0	0	0
3	85	C&L Johnston, LLC	0	0	0	0	0	0	0	0	0	0	0	0	0	0
3	99	CAAL Corporation	0	0	0	0	0	0	0	0	0	0	0	0	0	0
3	85	Cafe Choklad	0	0	0	0	0	0	0	0	0	0	0	0	0	0
3	85	Cafe Four Twelve, Inc.	0	0	0	0	0	0	0	0	0	0	0	0	0	0
3	85	Cafe La France - Empire	0	0	0	0	0	0	0	0	0	0	0	0	0	0
3	85	Cafe Nuovo	0	0	0	0	0	0	0	0	0	0	0	0	0	0
3	85	Calf Donuts Inc.	0	0	0	0	0	0	0	0	0	0	0	0	0	0
3	85	California Taco	0	0	0	0	0	0	0	0	0	0	0	0	0	0
3	74	California Taco Shop LLC	0	0	0	0	0	0	0	0	0	0	0	0	0	0
3	85	Cal's Corner Restaurant	0	0	0	2	0	0	0	0	0	0	0	0	0	0
3	92	Camila Dry Cleaner, LLC	0	0	0	0	0	0	0	0	0	0	0	0	0	0
3	85	Camp Nowhere	0	0	0	0	0	0	0	0	0	0	0	0	0	0
3	37	CAMRAC, LLC	0	0	0	1	0	0	0	0	0	0	0	0	0	0
3	85	Capital Grille Holdings, Inc.	0	0	0	0	0	0	0	0	0	0	0	0	0	0
3	94	Capitol Hill Dental	0	0	0	0	0	0	0	0	0	0	0	0	0	0
3	85	Capriccio's Restaurant	0	0	0	0	0	0	0	0	0	0	0	0	0	0
3	71	Cardi Corporation	0	0	0	1	0	0	0	0	0	0	0	0	0	0
3	94	Caress Dental Inc.	0	0	0	0	0	0	0	0	0	0	0	0	0	0
3	85	Caribbean Mini Market, LLC	0	0	0	0	0	0	0	0	0	0	0	0	0	0
3	85	Carito's	0	0	0	0	0	0	0	0	0	0	0	0	0	0
3	94	Carl M. Cotoia DDS	0	0	0	1	0	0	0	0	0	0	0	0	0	0
3	97	Carolo, LLC	0	0	0	0	0	0	1	0	0	0	0	0	0	0
3	85	Casa Azul Taqueria	0	0	0	0	0	0	0	0	0	0	0	0	0	0
3	85	Casa Mexico	0	0	0	0	0	0	1	0	0	0	0	0	0	0
3	85	Caserta Pizzeria	0	0	0	0	0	0	0	0	0	0	0	0	0	0
3	85	Casino Bound Donuts, LLC	0	0	0	0	0	0	0	0	0	0	0	0	0	0
3	85	Cassarino's Restaurant	0	0	0	0	0	0	0	0	0	0	0	0	0	0
3	94	Castillo Dental & Associates, Inc.	0	0	0	0	0	0	0	0	0	0	0	0	0	0
3	85	Catering 0808 LLC, d/b/a Roberts Deli	0	0	0	0	0	0	0	0	0	0	0	0	0	0
3	24	Cathedral Art Metal Co., Inc.	0	0	0	0	0	0	0	0	0	0	0	0	0	0
3	85	CAV	0	0	0	0	0	0	0	0	0	0	0	0	0	0
3	92	Celebrity Cleaners	0	0	0	0	0	0	1	0	0	0	0	0	0	0
3	86	Central High School	0	0	0	0	0	0	0	0	0	0	0	0	0	0
3	81	Centro America Dtribuidora Supermarket	0	0	0	3	0	0	1	0	0	0	0	0	0	0
3	99	Certified Disaster Restoration	0	0	0	7	0	0	0	0	0	0	0	0	0	0
3	85	CGRG Enterprises, LLC	0	0	0	0	0	0	0	0	0	0	0	0	0	0
3	85	Chacho, LLC	0	0	0	0	0	0	0	0	0	0	0	0	0	0
3	97	Chalkstone Auto Body, Inc.	0	0	0	0	0	0	0	0	0	0	0	0	0	0
3	82	Chalkstone Supermarket	0	0	0	1	0	0	0	0	0	0	0	0	0	0

USER CLASSIFICATION

- (1) Significant - Categorical
- (2) Significant - Non-Categorical
- (3) Non-Significant

Summary of Notices of Violation Issued
Field's Point - 2021

User Classification	Category	Company Name	Letter of Deficiency	Failure to Meet Standards (User, NBC, or Manhole Sample)	Report Not Signed	Failure to Submit Report (SMCR, Analyses, Certification, or pH)	Notice of pH Violations	Failure to Immediately Report Violation	Failure to Satisfy NBC Requirements	Average Limit Violation	Failure to Sample / Analyze all Parameters	Failure to Accurately Report Effluent Values	Failure to Report Pretreatment Equipment Failure	Discharge of Prohibited Material	Failure to Maintain Pretreatment System	Discharging without Permit
3	85	Channthathim Inc.	0	0	0	0	0	0	0	0	0	0	0	0	0	0
3	94	Charles Street Dental	0	0	0	0	0	0	8	0	0	0	0	0	0	0
3	85	Charles Street Diner	0	0	0	0	0	0	0	0	0	0	0	0	0	0
3	86	Charlesgate Nursing Center	0	0	0	0	0	0	0	0	0	0	0	0	0	0
3	85	Charley PR Inc.	0	0	0	0	0	0	1	0	0	0	0	0	0	0
3	85	Chef Ho's	0	0	0	0	0	0	1	0	0	0	0	0	0	0
3	85	Chelo's	0	0	0	0	0	0	0	0	0	0	0	0	0	0
3	85	Chengdu Taste	0	0	0	0	0	0	0	0	0	0	0	0	0	0
3	85	Cheng's Kitchen	0	0	0	0	0	0	0	0	0	0	0	0	0	0
3	85	Cherry Hill Grille	0	0	0	0	0	0	0	0	0	0	0	0	0	0
3	86	Cherry Hill Manor	0	0	0	0	0	0	0	0	0	0	0	0	0	0
3	85	Chez Pascal	0	0	0	0	0	0	1	0	0	0	0	0	0	0
3	85	Chicken Coop on Smith Hill	0	0	0	0	0	0	0	0	0	0	0	0	0	0
3	60	Chick-Fil-A	0	0	0	0	0	0	1	0	0	0	0	0	0	0
3	85	Chilangos LLC	0	0	0	0	0	0	0	0	0	0	0	0	0	0
3	85	China Garden Chinese Restaurant	0	0	0	0	0	0	0	0	0	0	0	0	0	0
3	85	Chipotle LLC	0	0	0	0	0	0	0	0	0	0	0	0	0	0
3	85	Chipotle Mexican Grill	0	0	0	0	0	0	0	0	0	0	0	0	0	0
3	85	Chipotle Mexican Grill	0	0	0	0	0	0	0	0	0	0	0	0	0	0
3	97	Choice Collision Center	0	1	0	8	0	0	0	0	0	0	0	0	0	0
3	85	Choi's Restaurant	0	0	0	0	0	0	0	0	0	0	0	0	0	0
3	85	Chomp PVD, LLC	0	0	0	0	0	0	0	0	0	0	0	0	0	0
3	85	Chow Fun, Inc.	0	0	0	0	0	0	0	0	0	0	0	0	0	0
3	86	Christian Brothers LLC	0	0	0	0	0	0	0	0	0	0	0	0	0	0
3	94	Christina D. Dicomes DMD	0	0	0	0	0	0	0	0	0	0	0	0	0	0
3	85	Christopher Realty Corp.	0	0	0	0	0	0	0	0	0	0	0	0	0	0
3	85	CIB Enterprises	0	0	0	0	0	0	0	0	0	0	0	0	0	0
3	82	Cibao Supermarket	0	0	0	12	0	0	0	0	0	0	0	0	0	0
3	85	Cisco's Pizza	0	0	0	0	0	0	0	0	0	0	0	0	0	0
3	86	Citizens Bank	0	0	0	0	0	0	0	0	0	0	0	0	0	0
3	89	City of Providence	0	0	0	0	0	0	0	0	0	0	0	0	0	0
3	86	City of Providence	0	0	0	0	0	0	0	0	0	0	0	0	0	0
3	94	Cityline Dental	0	0	0	2	0	0	0	0	0	0	0	0	0	0
3	86	CJUF III MJH Providence, LLC	0	0	0	0	0	0	0	0	0	0	0	0	0	0
3	85	Claudia's Creations LLC	0	0	0	0	0	0	0	0	0	0	0	0	0	0
3	85	Club Fantasies	0	0	0	0	0	0	0	0	0	0	0	0	0	0
3	85	CND Marketing	0	0	0	0	0	0	0	0	0	0	0	0	0	0
3	37	Coca-Cola Bottling Company of Northern New Engla	0	0	0	0	0	0	0	0	0	0	0	0	0	0
3	85	Coffee Plus Snack Bar V.F.#68	0	0	0	0	0	0	0	0	0	0	0	0	0	0
3	92	Coin-Op - Providence	0	0	0	0	0	0	0	0	0	0	0	0	0	0
3	97	Colbea LLC (North Main)	0	0	0	1	0	0	0	0	0	0	0	0	0	0
3	94	Comfort Dental	0	0	0	1	0	0	0	0	0	0	0	0	0	0
3	86	Community College of RI	0	0	0	1	0	0	0	0	0	0	0	0	0	0
3	86	Community College of RI - Providence	0	0	0	0	0	0	0	0	0	0	0	0	0	0
3	99	Complete Cleaning Systems Inc.	0	0	0	0	1	0	0	0	0	0	0	0	0	0
3	43	Contech Medical, Inc.	0	0	0	0	0	0	0	0	0	0	0	0	0	0
1	11	Contract Specialties, Inc.	0	0	0	3	3	0	0	0	0	0	0	0	0	0
3	85	Cool-Lick's Lemonade and Ice Cream	0	0	0	0	0	0	0	0	0	0	0	0	0	0
3	90	Cooperative Care Center	0	0	0	0	0	0	0	0	0	0	0	0	0	0
3	85	Copper Todd LLC	0	0	0	0	0	0	0	0	0	0	0	0	0	0
3	60	Cornish Associates	0	0	0	0	0	0	0	0	0	0	0	0	0	0
3	85	Coronado LLC	0	0	0	0	0	0	0	0	0	0	0	0	0	0
3	85	Costantino's Venda Bar & Ristorante	0	0	0	0	0	0	0	0	0	0	0	0	0	0
3	92	Courtesy Cleaners, Inc.	0	0	0	0	0	0	0	0	0	0	0	0	0	0

USER CLASSIFICATION

- (1) Significant - Categorical
- (2) Significant - Non-Categorical
- (3) Non-Significant

Summary of Notices of Violation Issued
Field's Point - 2021

User Classification	Category	Company Name	Letter of Deficiency	Failure to Meet Standards (User, NBC, or Manhole Sample)	Report Not Signed	Failure to Submit Report (SMCR, Analyses, Certification, or pH)	Notice of pH Violations	Failure to Immediately Report Violation	Failure to Satisfy NBC Requirements	Average Limit Violation	Failure to Sample / Analyze all Parameters	Failure to Accurately Report Effluent Values	Failure to Report Pretreatment Equipment Failure	Discharge of Prohibited Material	Failure to Maintain Pretreatment System	Discharging without Permit
3	86	Courtyard by Marriott	0	0	0	0	0	0	0	0	0	0	0	0	0	0
3	27	Cox Communications, Inc. - FP Vault	0	0	0	0	0	0	2	0	0	0	0	0	0	0
3	94	Craig Van Dongen, DDS	0	0	0	1	0	0	0	0	0	0	0	0	0	0
3	85	Crepe Corner	0	0	0	0	0	0	0	0	0	0	0	0	0	0
3	81	Crespo Market LLC	0	0	0	5	0	0	1	0	0	0	0	0	0	0
3	21	Crisloid, LLC	0	0	0	4	0	0	0	0	1	0	0	0	0	0
3	85	Crisp LLC	0	0	0	0	0	0	0	0	0	0	0	0	0	0
3	86	Cromwell Ventures, LLC	0	0	0	0	0	0	3	0	0	0	0	0	0	0
3	85	Cumberland Farms Inc. - Branch Avenue	0	0	0	0	0	0	2	0	0	0	0	0	0	0
3	85	Cumberland Farms, Inc. - Killingly Street	0	0	0	0	0	0	0	0	0	0	0	0	0	0
3	85	Cumberland Farms, Inc. - MSA, NP	0	0	0	0	0	0	0	0	0	0	0	0	0	0
3	53	CV South Street Landing LLC	0	0	0	0	0	0	3	0	0	0	0	0	0	0
3	41	D & D Chrome Plating	0	0	0	2	0	0	2	0	0	0	0	0	0	0
3	85	D&D Coffee, Inc.	0	0	0	0	0	0	0	0	0	0	0	0	0	0
3	85	D. E. Foods, Inc.	0	0	0	0	0	0	0	0	0	0	0	0	0	0
3	89	D. Palmieri Bakery	0	0	0	0	0	0	0	0	0	0	0	0	0	0
3	97	D'Ambra Auto Sales	0	0	0	0	0	0	0	0	0	0	0	0	0	0
3	71	Dark Lady Inc.	0	0	0	0	0	0	0	0	0	0	0	0	0	0
3	86	Darlington Memory Lane Inc.	0	0	0	0	0	0	0	0	0	0	0	0	0	0
3	85	Dave & Buster's	0	0	0	0	0	0	0	0	0	0	0	0	0	0
3	85	Dave's Coffee	0	0	0	0	0	0	0	0	0	0	0	0	0	0
3	94	David I. Konicov, D.D.S.	0	0	0	1	0	0	0	0	0	0	0	0	0	0
3	86	Davies Technical School	0	0	0	2	0	0	0	0	0	0	0	0	0	0
3	85	DaVinci Restaurant	0	0	0	0	0	0	0	0	0	0	0	0	0	0
3	97	Dean Auto Collision Center	0	0	0	2	0	0	0	0	0	0	0	0	0	0
3	97	Dean Auto Collision Center Inc.	0	0	0	2	0	0	0	0	0	0	0	0	0	0
3	85	Delgado Inc.	0	0	0	0	0	0	0	0	0	0	0	0	0	0
3	97	DelGreco Family LLC	0	0	0	0	0	0	0	0	0	0	0	0	0	0
3	74	Delta Enterprises, Inc.	0	0	0	0	0	0	0	0	0	0	0	0	0	0
3	81	DeLuise Bakery Inc.	0	0	0	5	0	0	0	0	0	0	0	0	0	0
3	85	Den Den	0	0	0	0	0	0	0	0	0	0	0	0	0	0
3	85	Den Den Cafe Asiana	0	0	0	0	0	0	0	0	0	0	0	0	0	0
3	94	Denise M. Shapiro, DDS	0	0	0	0	0	0	0	0	0	0	0	0	0	0
3	94	Dent Plus Dental Center	0	0	0	2	0	0	0	0	0	0	0	0	0	0
3	94	Dental Associates of RI	0	0	0	2	0	0	0	0	0	0	0	0	0	0
3	52	Department of Administration	0	0	0	0	0	0	0	0	0	0	0	0	0	0
3	83	Department of Administration	0	0	0	0	0	0	0	0	0	0	0	0	0	0
3	90	Department of Veterans Affairs Medical Center	0	0	0	0	0	0	0	0	0	0	0	0	0	0
3	42	Designs International Inc.	0	0	0	1	0	0	0	0	0	0	0	0	0	0
3	97	Detroit Collision Center	0	0	0	1	0	0	0	0	0	0	0	0	0	0
3	92	Dexter Cleaners	0	0	0	0	0	0	0	0	0	0	0	0	0	0
3	85	Diegos Providence LLC	0	0	0	0	0	0	0	0	0	0	0	0	0	0
1	11	DiFruscia Industries, Inc.	2	3	0	6	0	2	2	0	0	0	0	0	0	0
3	85	Dinga Operating LLC	0	0	0	0	0	0	0	0	0	0	0	0	0	0
3	85	Diocese of Providence	0	0	0	0	0	0	0	0	0	0	0	0	0	0
3	52	Diocese of Providence - Office Building	0	0	0	0	0	0	0	0	0	0	0	0	0	0
3	81	Dolce E Pane	0	0	0	1	0	0	1	0	0	0	0	0	0	0
3	85	Dolores	0	0	0	0	0	0	0	0	0	0	0	0	0	0
3	85	Domino's Pizza (Broad Street)	1	0	0	0	0	0	0	0	0	0	0	0	0	0
3	74	Dr. Edward A. Ricci Middle School	0	0	0	0	0	0	0	0	0	0	0	0	0	0
3	94	Drs. Votolato and Paziienza	0	0	0	1	0	0	0	0	0	0	0	0	0	0
3	85	DTC Enterprises	0	0	0	0	0	0	0	0	0	0	0	0	0	0
3	74	Dune Brothers Seafood	0	0	0	0	0	0	3	0	0	0	0	0	0	0
3	85	Dunkin Donuts - Pleasant Valley	0	0	0	0	0	0	0	0	0	0	0	0	0	0

USER CLASSIFICATION
(1) Significant - Categorical
(2) Significant - Non-Categorical
(3) Non-Significant

Summary of Notices of Violation Issued
Field's Point - 2021

User Classification	Category	Company Name	Letter of Deficiency	Failure to Meet Standards (User, NBC, or Manhole Sample)	Report Not Signed	Failure to Submit Report (SMCR, Analyses, Certification, or pH)	Notice of pH Violations	Failure to Immediately Report Violation	Failure to Satisfy NBC Requirements	Average Limit Violation	Failure to Sample / Analyze all Parameters	Failure to Accurately Report Effluent Values	Failure to Report Pretreatment Equipment Failure	Discharge of Prohibited Material	Failure to Maintain Pretreatment System	Discharging without Permit
3	85	Dunkin Donuts (Providence Place Mall)	0	0	0	0	0	0	0	0	0	0	0	0	0	0
3	86	Dunkin Donuts Center	0	0	0	0	0	0	0	0	0	0	0	0	0	0
3	92	Du-Pro-Lux Cleansers	0	0	0	0	0	0	0	0	0	0	0	0	0	0
1	11	E&M Enterprises, Ltd.	0	0	0	5	0	0	0	0	0	0	0	0	0	0
2	25	Eagle Laundry Inc.	0	0	0	0	0	0	0	0	0	0	0	0	0	0
3	99	East Coast Screen Printing	0	0	0	6	0	0	1	0	0	0	0	0	0	0
3	85	East End, LLC	0	0	0	0	0	0	0	0	0	0	0	0	0	0
3	85	East Side Cottage, LLC	0	0	0	0	0	0	0	0	0	0	0	0	0	0
3	99	East Side Periodontics, Ltd.	0	0	0	0	0	0	0	0	0	0	0	0	0	0
3	85	East Side Pockets, INC	0	0	0	0	0	0	0	0	0	0	0	0	0	0
3	26	Eastern Screw Company	0	0	0	1	0	0	0	0	0	0	0	0	0	0
3	74	Eastside Endodontics	0	0	0	0	0	0	0	0	0	0	0	0	0	0
3	82	Eastside Providence, LLC	0	0	0	1	0	0	0	0	0	0	0	0	0	0
3	85	Easy Entertaining, Inc.	0	0	0	0	0	0	0	0	0	0	0	0	0	0
3	85	Ebisu Restaurant	0	0	0	0	0	0	0	0	0	0	0	0	0	0
3	85	Edgewood Restaurant Holdings, LLC.	0	0	0	0	0	0	0	0	0	0	0	0	0	0
3	85	El Caribeno Restaurant	0	0	0	0	0	0	0	0	0	0	0	0	0	0
3	85	El Chapin	0	0	0	0	0	0	0	0	0	0	0	0	0	0
3	85	El Eden Express	0	0	0	0	0	0	0	0	0	0	0	0	0	0
3	85	El Eden Restaurant	0	0	0	0	0	0	1	0	0	0	0	0	0	0
3	85	El Fogon Latino Restaurant, LLC	0	0	0	0	0	0	0	0	0	0	0	0	0	0
3	71	El Maestro Auto Repair and Towing, LLC	0	0	0	0	0	0	4	0	0	0	0	0	0	0
3	71	El Mercado, LLC	0	0	0	0	0	0	0	0	0	0	0	0	0	0
3	85	El Mogote	0	0	0	0	0	0	0	0	0	0	0	0	0	0
3	81	El Quiche Bakery Store, Inc.	0	0	2	6	0	0	0	0	0	0	0	0	0	0
3	85	El Rancho Grande	0	0	0	0	0	0	3	0	0	0	0	0	0	0
3	85	El Rey De Las Pupusas	0	0	0	0	0	0	0	0	0	0	0	0	0	0
3	81	El Vecinos Supermarket	0	0	0	0	0	0	0	0	0	0	0	0	0	0
1	11	Electrolizing, Inc.	0	1	0	0	0	0	2	0	0	0	0	0	0	0
3	85	Ellie's Bakery	0	0	0	0	0	0	0	0	0	0	0	0	0	0
3	74	Ellie's Cafe	0	0	0	0	0	0	3	0	0	0	0	0	0	0
3	96	Elliot M. Robbins Funeral Home	0	0	0	0	0	0	0	0	0	0	0	0	0	0
3	86	Elmwood Adult Day Health Care Center	0	0	0	0	0	0	0	0	0	0	0	0	0	0
3	85	Elmwood Avenue Church of God	0	0	0	0	0	0	0	0	0	0	0	0	0	0
3	86	Elmwood Health Center	0	0	0	0	0	0	0	0	0	0	0	0	0	0
3	74	Emmily's Restaurant	0	0	0	0	0	0	0	0	0	0	0	0	0	0
3	85	Empire Restaurant Holdings	0	0	0	0	0	0	0	0	0	0	0	0	0	0
3	60	Enoteca Umberto	0	0	0	0	0	0	3	0	0	0	0	0	0	0
3	37	Enterprise Rent-A-Car of R.I. (Johnston)	0	0	0	1	0	0	1	0	0	0	0	0	0	0
3	95	Epivax, Inc.	0	0	0	0	0	0	0	0	0	0	0	0	0	0
3	37	Equilon Enterprises LLC	0	0	0	0	0	0	0	0	0	0	0	0	0	0
3	85	Ethan Zamp & Co. Ltd.	0	0	0	0	0	0	0	0	0	0	0	0	0	0
3	85	Excellent Pizza	0	0	0	0	0	0	0	0	0	0	0	0	0	0
3	86	Exchange ST Hotel LLC	0	0	0	0	0	0	0	0	0	0	0	0	0	0
3	71	Extreme Auto Recondition	0	0	0	1	0	0	1	0	0	0	0	0	0	0
3	71	Extreme Auto Recondition	0	0	0	1	0	0	4	0	0	0	0	0	0	0
3	92	Extreme Clean Laundry Inc.	0	0	0	0	0	0	0	0	0	0	0	0	0	0
3	85	F&F Coffee House, Ltd.	0	0	0	0	0	0	0	0	0	0	0	0	0	0
3	85	F. Saia Restaurants, Inc. LLC	0	0	0	4	0	0	0	0	0	0	0	0	0	0
3	86	Fairfield University Heights LP	0	0	0	0	0	0	0	0	0	0	0	0	0	0
3	86	Fairfield University Heights LP	0	0	0	0	0	0	0	0	0	0	0	0	0	0
3	86	Fairfield University Heights LP	0	0	0	0	0	0	0	0	0	0	0	0	0	0
3	86	Fairfield University Heights LP	0	0	0	0	0	0	0	0	0	0	0	0	0	0
3	86	Fairfield University Heights, LP	0	0	0	0	0	0	0	0	0	0	0	0	0	0
3	86	Fairfield University Heights, LP	0	0	0	0	0	0	0	0	0	0	0	0	0	0

USER CLASSIFICATION

- (1) Significant - Categorical
- (2) Significant - Non-Categorical
- (3) Non-Significant

Summary of Notices of Violation Issued
Field's Point - 2021

User Classification	Category	Company Name	Letter of Deficiency	Failure to Meet Standards (User, NBC, or Manhole Sample)	Report Not Signed	Failure to Submit Report (SMCR, Analyses, Certification, or pH)	Notice of pH Violations	Failure to Immediately Report Violation	Failure to Satisfy NBC Requirements	Average Limit Violation	Failure to Sample / Analyze all Parameters	Failure to Accurately Report Effluent Values	Failure to Report Pretreatment Equipment Failure	Discharge of Prohibited Material	Failure to Maintain Pretreatment System	Discharging without Permit
3	85	Famiglia e Amici Inc.	0	0	0	0	0	0	0	0	0	0	0	0	0	0
3	89	Farm Fresh RI Food Hub	0	0	0	0	0	0	0	0	0	0	0	0	0	0
3	84	Farview, Inc.	0	0	0	0	0	0	0	0	0	0	0	0	0	0
3	81	Fearless Fish Market, LLC	0	0	0	2	0	0	0	0	0	0	0	0	0	0
3	85	Federal Taphouse & Kitchen	0	0	0	0	0	0	0	0	0	0	0	0	0	0
3	37	FedEx Ground Package System, Inc.	0	0	0	2	0	0	0	0	0	0	0	0	0	0
3	81	Fed-Rick Veal Company	0	0	0	4	0	0	1	0	0	0	0	0	0	0
3	81	Feed the Cheeks	0	0	0	3	0	0	0	0	0	0	0	0	0	0
3	85	Fellini Pizzeria	0	0	0	0	0	0	0	0	0	0	0	0	0	0
3	71	Fellini Pizzeria	0	0	0	0	0	0	0	0	0	0	0	0	0	0
3	42	Ferguson Perforating Company	0	0	0	0	0	0	0	0	0	0	0	0	0	0
3	85	Fete Music Hall	0	0	0	0	0	0	0	0	0	0	0	0	0	0
3	92	FI Management, LLC	0	0	0	0	0	0	0	0	0	0	0	0	0	0
3	85	Figidini Wood Fire Eatery, LLC	0	0	0	0	0	0	0	0	0	0	0	0	0	0
3	97	Finest Car Wash	0	0	0	1	0	0	0	0	0	0	0	0	0	0
3	85	Flame	0	0	0	3	0	0	7	0	0	0	0	0	0	0
3	85	Flatbread Providence, Inc.	0	0	0	0	0	0	0	0	0	0	0	0	0	0
3	85	Food and Beverage Corp.	0	0	0	0	0	0	0	0	0	0	0	0	0	0
3	82	Food Corp	0	1	0	4	0	0	1	0	0	0	0	0	0	0
3	85	Food For The Soul	0	0	0	0	0	0	0	0	0	0	0	0	0	0
3	85	Fortnight Wine Bar, LLC	0	0	0	0	0	0	0	0	0	0	0	0	0	0
3	85	Forty-Four Donuts, Inc.	0	0	0	0	0	0	0	0	0	0	0	0	0	0
3	85	Four Season's Restaurant	1	0	0	0	0	0	0	0	0	0	0	0	0	0
3	85	Francesco's Pizzeria	0	0	0	0	0	0	0	0	0	0	0	0	0	0
3	94	Frank D'Amato, DMD	0	0	0	0	0	0	0	0	0	0	0	0	0	0
3	97	Freeway Car Wash	0	0	0	0	0	0	0	0	0	0	0	0	0	0
3	85	Freezing Point Inc	0	0	0	0	0	0	1	0	0	0	0	0	0	0
3	95	Fresenius Kidney Care	0	0	0	0	0	0	0	0	0	0	0	0	0	0
3	85	Fresh Pita	0	0	0	0	0	0	0	0	0	0	0	0	0	0
3	92	Friendly Laundry, Inc.	0	0	0	0	0	0	0	0	0	0	0	0	0	0
3	85	Friskie Fries	0	0	0	0	0	0	0	0	0	0	0	0	0	0
3	85	Friskie Fries	0	0	0	0	0	0	0	0	0	0	0	0	0	0
3	85	Froyo World	0	0	0	0	0	0	0	0	0	0	0	0	0	0
3	85	Fruity Franchise	0	0	0	0	0	0	0	0	0	0	0	0	0	0
3	85	Fu Ming Chinese Restaurant	0	0	0	0	0	0	0	0	0	0	0	0	0	0
3	85	Fuji Restaurant Group, Inc.	0	0	0	0	0	0	0	0	0	0	0	0	0	0
3	85	G&R Daou, Inc	0	0	0	0	0	0	0	0	0	0	0	0	0	0
1	71	G. Tanury Plating Company	0	5	0	0	2	1	0	0	0	0	0	0	0	0
3	85	Ganko Ittetsu Ramen	0	0	0	0	0	0	0	0	0	0	0	0	0	0
3	86	Gano Holdings, LLC	0	0	0	0	0	0	0	0	0	0	0	0	0	0
3	85	Gao & Gao, Inc.	0	0	0	0	0	0	0	0	0	0	0	0	0	0
3	85	Garden of Eve	0	0	0	0	0	0	0	0	0	0	0	0	0	0
3	44	Ga-Rel Manufacturing Company	0	0	0	0	0	0	0	0	0	0	0	0	0	0
3	81	Gemma's Market	0	0	0	0	0	0	1	0	0	0	0	0	0	0
3	42	Genesis Marketing Group - Warren Avenue	0	0	0	0	0	0	0	0	0	0	0	0	0	0
3	85	Geneva Diner	0	0	0	0	0	0	0	0	0	0	0	0	0	0
3	85	Geoff's South Main St.	0	0	0	0	0	0	0	0	0	0	0	0	0	0
3	74	George Fena	0	0	0	0	0	0	0	0	0	0	0	0	0	0
3	53	Gilbane Building Company	0	0	0	0	0	0	0	0	0	0	0	0	0	0
3	95	Gloriana Therapeutics, Inc.	0	0	0	0	0	0	0	0	0	0	0	0	0	0
3	85	Glorious West African Cuisine	0	0	0	0	0	0	0	0	0	0	0	0	0	0
3	85	Golden City	0	0	0	0	0	0	0	0	0	0	0	0	0	0
3	86	Golden Crest Nursing Centre	0	0	0	0	0	0	0	0	0	0	0	0	0	0
3	85	Golden Palace Chinese Restaurant	0	0	0	0	0	0	1	0	0	0	0	0	0	0

USER CLASSIFICATION

- (1) Significant - Categorical
- (2) Significant - Non-Categorical
- (3) Non-Significant

Summary of Notices of Violation Issued
Field's Point - 2021

User Classification	Category	Company Name	Letter of Deficiency	Failure to Meet Standards (User, NBC, or Manhole Sample)	Report Not Signed	Failure to Submit Report (SMCR, Analyses, Certification, or pH)	Notice of pH Violations	Failure to Immediately Report Violation	Failure to Satisfy NBC Requirements	Average Limit Violation	Failure to Sample / Analyze all Parameters	Failure to Accurately Report Effluent Values	Failure to Report Pretreatment Equipment Failure	Discharge of Prohibited Material	Failure to Maintain Pretreatment System	Discharging without Permit
3	85	Golden Pot, Inc.	0	0	0	0	0	0	0	0	0	0	0	0	0	0
3	85	Good Fortune Chinese Restaurant	0	0	0	0	0	0	0	0	0	0	0	0	0	0
3	85	Gorditas, Inc.	0	0	0	0	0	0	0	0	0	0	0	0	0	0
3	81	Gotham Greens Providence, LLC	0	0	0	1	0	0	0	0	0	0	0	0	0	0
3	43	Gothic Pewter LLC	0	0	0	0	0	0	0	0	0	0	0	0	0	0
3	85	Gracie's Ventures	0	0	0	0	0	0	0	0	0	0	0	0	0	0
3	42	Granitec	0	0	0	3	0	0	0	0	0	0	0	0	0	0
3	85	Great Northern BBQ Co LLC	0	0	0	0	0	0	0	0	0	0	0	0	0	0
3	85	Greater Providence Donuts LLC	0	0	0	0	0	0	0	0	0	0	0	0	0	0
3	85	Green Apple	0	0	0	0	0	0	0	0	0	0	0	0	0	0
3	85	Green Basil Thai Restaurant	0	0	0	0	0	0	4	0	0	0	0	0	0	0
3	97	Greystone Auto Center	0	0	0	1	0	0	0	0	0	0	0	0	0	0
3	97	Grieco Family Holding Co, LLC	1	0	0	2	0	0	0	0	0	0	0	0	0	0
3	85	Group Theory	0	0	0	0	0	0	1	0	0	0	0	0	0	0
3	85	Guido Murphy, Inc.	0	0	0	0	0	0	0	0	0	0	0	0	0	0
3	85	H and A Kitchen	0	0	0	0	0	0	0	0	0	0	0	0	0	0
3	92	H&A Laundromat	0	0	0	0	0	0	0	0	0	0	0	0	0	0
3	85	H&S Management, LLC	0	0	0	0	0	0	0	0	0	0	0	0	0	0
3	85	HABC LLC	0	0	0	0	0	0	0	0	0	0	0	0	0	0
3	85	HABC, LLC	0	0	0	0	0	0	0	0	0	0	0	0	0	0
3	85	Hamov- Hotov LLC	0	0	0	0	0	0	0	0	0	0	0	0	0	0
3	85	Hanju Kitchen	0	0	0	0	0	0	0	0	0	0	0	0	0	0
3	85	Happy Crab, Inc.	0	0	0	0	0	0	6	0	0	0	0	0	0	0
3	51	Harrison Casting	0	0	0	0	0	0	0	0	0	0	0	0	0	0
3	92	Hartford Laundromat, Inc.	0	0	0	0	0	0	0	0	0	0	0	0	0	0
3	85	Haruki East Ltd.	0	0	0	0	0	0	0	0	0	0	0	0	0	0
3	86	Hasbro	0	0	0	0	0	0	0	0	0	0	0	0	0	0
3	85	Haven Brothers Diner	0	0	0	0	0	0	0	0	0	0	0	0	0	0
3	85	Hei Place	1	0	0	0	0	0	2	0	0	0	0	0	0	0
3	85	Hemenway's Seafood Grill & Oyster Bar	0	0	0	0	0	0	0	0	0	0	0	0	0	0
3	85	Heng Heng Restaurant	0	0	0	0	0	0	0	0	0	0	0	0	0	0
3	86	Highlander Charter School	0	0	0	0	0	0	0	0	0	0	0	0	0	0
3	97	Hillview Auto Body	0	1	0	0	0	0	0	0	0	0	0	0	0	0
3	85	Himalayan Group, LLC	0	0	0	0	0	0	0	0	0	0	0	0	0	0
3	85	HNR, LLC	0	0	0	0	0	0	0	0	0	0	0	0	0	0
3	85	Ho Toy	0	0	0	0	0	0	0	0	0	0	0	0	0	0
3	86	Hobbs Brook Management LLC	0	0	0	0	0	0	0	0	0	0	0	0	0	0
3	86	Hobbs Brook Management, LLC	0	0	0	0	0	0	0	0	0	0	0	0	0	0
3	94	Hodosh Dental Associates, Inc.	0	0	0	0	0	0	0	0	0	0	0	0	0	0
3	96	Hoey-Arpin-Williams-King Funeral Home	0	0	0	0	0	0	0	0	0	0	0	0	0	0
3	85	Homefries Restaurant	0	0	0	0	0	0	0	0	0	0	0	0	0	0
3	71	Hometown Health	0	0	0	0	0	0	0	0	0	0	0	0	0	0
3	85	Hometown Pizza and Subs	0	0	0	0	0	0	0	0	0	0	0	0	0	0
3	85	Honey Dew Donuts (Allens)	0	0	0	0	0	0	0	0	0	0	0	0	0	0
3	71	Honeyfish Poke	0	0	0	0	0	0	0	0	0	0	0	0	0	0
3	74	Hope Club	0	0	0	0	0	0	0	0	0	0	0	0	0	0
3	85	Hope Creamery	0	0	0	0	0	0	2	0	0	0	0	0	0	0
3	86	Hope Hospice & Palliative Care RI	0	0	0	0	0	0	0	0	0	0	0	0	0	0
3	85	Hope Street KFC Inc.	0	0	0	0	0	0	0	0	0	0	0	0	0	0
3	86	Hopkins Manor Ltd	0	0	0	0	0	0	4	0	0	0	0	0	0	0
3	85	Hot Club	0	0	0	0	0	0	0	0	0	0	0	0	0	0
3	86	Housing Authority of the City of Prov.	0	0	0	0	0	0	1	0	0	0	0	0	0	0
3	92	Hudson Services, Inc.	0	0	0	0	0	0	0	0	0	0	0	0	0	0
3	85	Hudson Street Deli, LLC	0	0	0	0	0	0	5	0	0	0	0	0	0	0

USER CLASSIFICATION

- (1) Significant - Categorical
- (2) Significant - Non-Categorical
- (3) Non-Significant

Summary of Notices of Violation Issued
Field's Point - 2021

User Classification	Category	Company Name	Letter of Deficiency	Failure to Meet Standards (User, NBC, or Manhole Sample)	Report Not Signed	Failure to Submit Report (SMCR, Analyses, Certification, or pH)	Notice of pH Violations	Failure to Immediately Report Violation	Failure to Satisfy NBC Requirements	Average Limit Violation	Failure to Sample / Analyze all Parameters	Failure to Accurately Report Effluent Values	Failure to Report Pretreatment Equipment Failure	Discharge of Prohibited Material	Failure to Maintain Pretreatment System	Discharging without Permit
3	99	Hungry Ghost Press	0	0	0	1	0	0	0	0	0	0	0	0	0	0
3	97	Hurd Auto Mall (Balise)	0	0	0	0	0	0	1	0	0	0	0	0	0	0
3	97	Hurd Auto Mall LLC	0	0	0	2	0	0	2	0	0	0	0	0	0	0
3	85	Hyde Park Burgers, LLC	0	0	0	0	0	0	0	0	0	0	0	0	0	0
3	85	I Love Mexico	0	0	0	0	0	0	0	0	0	0	0	0	0	0
3	85	I Love Milkshakes Providence Mall LLC	0	0	0	0	0	0	0	0	0	0	0	0	0	0
3	41	I. Broomfield & Son, Inc.	0	0	0	1	0	0	0	0	0	0	0	0	0	0
3	85	Iced Coffee, LLC	0	0	0	0	0	0	0	0	0	0	0	0	0	0
1	11	Ideal Plating & Polishing Co., Inc.	1	0	0	4	2	0	0	0	0	0	0	0	0	0
3	85	IGT	0	0	0	0	0	0	0	0	0	0	0	0	0	0
3	99	Imperial Tile & Marble Works Inc.	0	0	0	6	0	0	0	0	0	0	0	0	0	0
3	85	India House Inc.	0	0	0	0	0	0	0	0	0	0	0	0	0	0
3	85	India Restaurant	1	0	0	0	0	0	0	0	0	0	0	0	0	0
1	11	Induplicate LLC	0	0	0	0	0	0	0	0	0	0	0	0	0	0
1	11	International Chromium Plating Company, Inc.	0	1	0	0	0	0	0	0	0	0	0	0	0	0
3	86	International Education Partners, LLC.	0	0	0	0	0	0	0	0	0	0	0	0	0	0
1	11	International Insignia Corporation	0	1	0	0	2	0	0	0	0	0	0	0	0	0
1	11	Ira Green, Inc.	0	1	0	0	1	0	0	0	0	0	0	0	0	0
3	82	Istanbul Gourmet Market, LLC	0	0	0	0	0	0	0	0	0	0	0	0	0	0
3	85	Italia, LLC	0	0	0	0	0	0	0	0	0	0	0	0	0	0
3	85	Ivy Tavern	0	0	0	0	0	0	0	0	0	0	0	0	0	0
3	94	Izzi Orthodontics	0	0	0	4	0	0	0	0	0	0	0	0	0	0
3	85	J & M Convenience Store	0	0	0	0	0	0	0	0	0	0	0	0	0	0
3	53	J & W - 91 Friendship	0	0	0	0	0	0	0	0	0	0	0	0	0	0
3	85	J & W - Athletics Practice Facility	0	0	0	0	0	0	0	0	0	0	0	0	0	0
3	86	J & W - Cuisinart Center for Culinary Excellence	0	0	0	0	0	0	1	0	0	0	0	0	0	0
3	86	J & W - East Hall	0	0	0	0	0	0	0	0	0	0	0	0	0	0
3	86	J & W - Friedman Center	0	0	0	0	0	0	0	0	0	0	0	0	0	0
3	86	J & W - Imperial Hall	0	0	0	0	0	0	0	0	0	0	0	0	0	0
3	53	J & W - John Hazen White Center	0	0	0	0	0	0	0	0	0	0	0	0	0	0
3	86	J & W - Renaissance Hall	0	0	0	0	0	0	0	0	0	0	0	0	0	0
3	86	J & W - South Hall	0	0	0	0	0	0	0	0	0	0	0	0	0	0
3	95	J & W - Taco Center Criminalistics Lab	0	0	0	0	0	0	0	0	0	0	0	0	0	0
3	86	J & W - West Hall	0	0	0	0	0	0	0	0	0	0	0	0	0	0
3	86	J & W - Wildcat Center	0	0	0	0	0	0	0	0	0	0	0	0	0	0
3	86	J & W - Xavier Mercy Hall	0	0	0	0	0	0	0	0	0	0	0	0	0	0
3	95	J & W Chestnut Street	0	0	0	0	0	0	1	0	0	0	0	0	0	0
3	96	J & W University	0	0	0	0	0	0	0	0	0	0	0	0	0	0
3	86	J & W Xavier Academics Center	0	0	0	0	0	0	1	0	0	0	0	0	0	0
3	85	J & W-Chestnuts	0	0	0	0	0	0	0	0	0	0	0	0	0	0
3	86	J & W-Harborside Academics	1	0	0	0	0	0	1	0	0	0	0	0	0	0
3	86	J & W-McNulty Hall	0	0	0	0	0	0	0	0	0	0	0	0	0	0
3	86	J & W-Snowden Hall	0	0	0	0	0	0	0	0	0	0	0	0	0	0
3	96	J.F. Skeffington Funeral Home	0	0	0	0	0	0	0	0	0	0	0	0	0	0
3	85	Jacky's at Arcade LLC	0	0	0	0	0	0	0	0	0	0	0	0	0	0
3	85	Jacky's Galaxy Providence	0	0	0	0	0	0	3	0	0	0	0	0	0	0
3	85	Jacky's Restaurant and Banquets	0	0	0	0	0	0	0	0	0	0	0	0	0	0
3	94	Jacob Werba, DDS	0	0	0	1	0	0	0	0	0	0	0	0	0	0
3	85	Jahunger	0	0	0	0	0	0	2	0	0	0	0	0	0	0
3	92	Jains's Laundry, Inc.	0	0	0	0	0	0	0	0	0	0	0	0	0	0
3	86	Jammat Housing	0	0	0	0	0	0	0	0	0	0	0	0	0	0
3	85	Jars Pub, LLC	0	0	0	0	0	0	0	0	0	0	0	0	0	0
3	81	Jeanette's Bakery	0	0	0	2	0	0	0	0	0	0	0	0	0	0
3	85	Jelly Donuts LLC	0	0	0	0	0	0	0	0	0	0	0	0	0	0

USER CLASSIFICATION
(1) Significant - Categorical
(2) Significant - Non-Categorical
(3) Non-Significant

Summary of Notices of Violation Issued
Field's Point - 2021

User Classification	Category	Company Name	Letter of Deficiency	Failure to Meet Standards (User, NBC, or Manhole Sample)	Report Not Signed	Failure to Submit Report (SMCR, Analyses, Certification, or pH)	Notice of pH Violations	Failure to Immediately Report Violation	Failure to Satisfy NBC Requirements	Average Limit Violation	Failure to Sample / Analyze all Parameters	Failure to Accurately Report Effluent Values	Failure to Report Pretreatment Equipment Failure	Discharge of Prohibited Material	Failure to Maintain Pretreatment System	Discharging without Permit
3	74	JERA Providence LLC	0	0	0	0	0	0	0	0	0	0	0	0	0	0
3	85	JH Restaurant Providence LLC	0	0	0	0	0	0	0	0	0	0	0	0	0	0
3	92	Jiang Li, LLC	0	0	0	0	0	0	0	0	0	0	0	0	0	0
3	71	Jireh Market	0	0	0	0	0	0	0	0	0	0	0	0	0	0
3	85	JJ Group, Inc.	0	0	0	0	0	0	0	0	0	0	0	0	0	0
3	85	JLC Foods, Inc.	0	0	0	0	0	0	0	0	0	0	0	0	0	0
3	85	JL's Dana's Sports Lounge	0	0	0	0	0	0	0	0	0	0	0	0	0	0
3	85	JMA Inc.	0	0	0	0	0	0	0	0	0	0	0	0	0	0
3	85	Joest LLC	0	0	0	0	0	1	0	0	0	0	0	0	0	0
3	94	John T. A. Romano DDS, Inc.	0	0	0	1	0	0	0	0	0	0	0	0	0	0
3	94	Johnston Dental Group, LLC	0	0	0	0	0	0	0	0	0	0	0	0	0	0
3	94	Johnston Family Dentistry	0	0	0	1	0	0	0	0	0	0	0	0	0	0
3	86	Johnston Public Schools	0	0	0	0	0	0	0	0	0	0	0	0	0	0
3	86	Johnston Senior Center	0	0	0	0	0	0	0	0	0	0	0	0	0	0
3	85	Johnston Taco, LLC	0	0	0	0	0	0	0	0	0	0	0	0	0	0
3	85	Jon Roc Linc	0	0	0	0	0	0	0	0	0	0	0	0	0	0
3	85	Jozon Enterprises, Inc.	0	0	0	0	0	0	0	0	0	0	0	0	0	0
3	81	JPL Enterprises, LLC	0	0	0	1	0	0	1	0	0	0	0	0	0	0
3	85	JRB LLC	0	0	0	0	0	0	0	0	0	0	0	0	0	0
3	85	JR's Providence, LLC	0	0	0	0	0	0	3	0	0	0	0	0	0	0
3	85	JSC New England Operating, LLC	0	0	0	0	0	0	0	0	0	0	0	0	0	0
3	85	JSC New England Operating, LLC	0	0	0	0	0	0	0	0	0	0	0	0	0	0
3	85	JSC New England Operating, LLC	0	0	0	0	0	0	0	0	0	0	0	0	0	0
3	85	Kamborian Bros Inc.	0	0	0	0	0	0	0	0	0	0	0	0	0	0
3	85	Karaoke Box	0	0	0	0	0	0	0	0	0	0	0	0	0	0
3	85	KCW Management LLC	0	0	0	0	0	0	2	0	0	0	0	0	0	0
3	85	KD Hospitalities	0	0	0	0	0	0	1	0	0	0	0	0	0	0
3	97	Kelly's Car Wash, Inc.	0	0	0	2	0	0	0	0	0	0	0	0	0	0
3	97	Ken Rocha Collision, LLC	0	0	0	0	0	0	0	0	0	0	0	0	0	0
3	85	Kentucky Fried Chicken (Johnston)	0	0	0	0	0	0	0	0	0	0	0	0	0	0
3	85	KG Kitchenbar	0	0	0	0	0	0	0	0	0	0	0	0	0	0
3	85	Khoo Kitchen	0	0	0	0	0	0	0	0	0	0	0	0	0	0
3	85	King Restaurant, Inc.	0	0	0	0	0	0	0	0	0	0	0	0	0	0
3	97	Kingston BR LLC	0	0	0	2	0	0	0	0	0	0	0	0	0	0
3	85	KLEOS-RI	0	0	0	0	0	0	0	0	0	0	0	0	0	0
3	85	Knead Doughnuts	0	0	0	0	0	0	0	0	0	0	0	0	0	0
3	85	Kozy Group, LLC	0	0	0	0	0	0	0	0	0	0	0	0	0	0
3	85	KSB LLC Subway	0	0	0	0	0	0	0	0	0	0	0	0	0	0
3	85	KVRH Foods Inc.	0	0	0	0	0	0	0	0	0	0	0	0	0	0
3	85	L T Treats, Inc.	0	0	0	0	0	0	0	0	0	0	0	0	0	0
3	60	L. Gee Collision	0	0	0	0	0	0	0	0	0	0	0	0	0	0
3	85	L.A. Baileys	0	0	0	0	0	0	1	0	0	0	0	0	0	0
3	85	L.N.P. Enterprises, Inc.	0	0	0	0	0	0	0	0	0	0	0	0	0	0
3	85	L/M Taco RI	0	0	0	0	0	0	0	0	0	0	0	0	0	0
3	85	L/M Taco RI, Inc.	0	0	0	0	0	0	0	0	0	0	0	0	0	0
3	85	L/M TacoRI Inc.	0	0	0	0	0	0	0	0	0	0	0	0	0	0
3	81	La Artesa Bakery Inc.	1	0	0	0	0	0	0	0	0	0	0	0	0	0
3	85	La Broa Pizza	0	0	0	0	0	0	2	0	0	0	0	0	0	0
3	85	La Cocina LLC	0	0	0	0	0	0	0	0	0	0	0	0	0	0
3	85	La Excelencia Restaurant	0	0	0	0	0	0	0	0	0	0	0	0	0	0
3	85	La Familia Restaurant	0	0	0	0	0	0	0	0	0	0	0	0	0	0
3	85	La Gran Parada	0	0	0	0	0	0	0	0	0	0	0	0	0	0
3	92	La Lin Enterprises, Inc.	0	0	0	0	0	0	0	0	0	0	0	0	0	0
3	85	La Lupita Tacos Mexicanos LLC	0	0	0	0	0	0	0	0	0	0	0	0	0	0

USER CLASSIFICATION

- (1) Significant - Categorical
- (2) Significant - Non-Categorical
- (3) Non-Significant

Summary of Notices of Violation Issued
Field's Point - 2021

User Classification	Category	Company Name	Letter of Deficiency	Failure to Meet Standards (User, NBC, or Manhole Sample)	Report Not Signed	Failure to Submit Report (SMCR, Analyses, Certification, or pH)	Notice of pH Violations	Failure to Immediately Report Violation	Failure to Satisfy NBC Requirements	Average Limit Violation	Failure to Sample / Analyze all Parameters	Failure to Accurately Report Effluent Values	Failure to Report Pretreatment Equipment Failure	Discharge of Prohibited Material	Failure to Maintain Pretreatment System	Discharging without Permit
3	74	La Mami	0	0	0	0	0	0	0	0	0	0	0	0	0	0
3	85	La Mei Hot Pot	0	0	0	0	0	0	0	0	0	0	0	0	0	0
3	81	La Poblanita Taqueria	0	0	0	0	0	0	0	0	0	0	0	0	0	0
3	85	La Roca Restaurant	0	0	0	0	0	0	1	0	0	0	0	0	0	0
3	85	La Rubita Cafeteria & Lounge	0	0	0	0	0	0	0	0	0	0	0	0	0	0
3	71	La Rueda Restaurant	0	0	0	0	0	0	1	0	0	0	0	0	0	0
3	85	La Sonrisa Cafeteria Restaurant	0	0	0	0	0	0	0	0	0	0	0	0	0	0
3	85	Ladder 133 Bar and Grill	0	0	0	0	0	0	0	0	0	0	0	0	0	0
3	85	Lancellotta's Banquet Restaurant	0	0	0	0	0	0	0	0	0	0	0	0	0	0
3	85	Lang's Bowlarama, Inc.	0	0	0	0	0	0	0	0	0	0	0	0	0	0
3	85	Lanni Restaurant Group, LLC	0	0	0	0	0	0	0	0	0	0	0	0	0	0
3	85	L'Artisan Cafe & Bakery	0	0	0	0	0	0	0	0	0	0	0	0	0	0
3	86	LaSalle Academy	0	0	0	0	0	0	0	0	0	0	0	0	0	0
3	85	LaSalle Bakery	0	0	0	0	0	0	1	0	0	0	0	0	0	0
3	85	LaSalle Donuts Inc.	0	0	0	0	0	0	0	0	0	0	0	0	0	0
3	85	Laughing Gorilla LLC	0	0	0	0	0	0	0	0	0	0	0	0	0	0
3	92	Laundromax	0	0	0	0	0	0	0	0	0	0	0	0	0	0
3	92	Laundromax - 1315 Broad Street, LLC	0	0	0	0	0	0	0	0	0	0	0	0	0	0
3	92	Laundromax - 395 Admiral Street LLC	0	0	0	0	0	0	0	0	0	0	0	0	0	0
3	92	Laundromax - 932 Atwells Ave LLC	0	0	0	0	0	0	0	0	0	0	0	0	0	0
3	92	Laundromax - Mineral Spring Avenue	0	0	0	0	0	0	0	0	0	0	0	0	0	0
3	92	Laundry World	0	0	0	0	0	0	0	0	0	0	0	0	0	0
3	86	Laurelmead Cooperative Inc.	0	0	0	0	0	0	0	0	0	0	0	0	0	0
3	94	Lawrence P. Stephenson, DDS, Ltd.	0	0	0	3	0	0	0	0	0	0	0	0	0	0
3	94	Lawrence Page, DMD, Inc.	0	0	0	1	0	0	0	0	0	0	0	0	0	0
3	85	Layali	0	0	0	0	0	0	0	0	0	0	0	0	0	0
3	86	LCP Providence Hotel Investment	0	0	0	0	0	0	2	0	0	0	0	0	0	0
3	94	Lena Karkalas, DDS	0	0	0	0	0	0	1	0	0	0	0	0	0	0
3	85	Li Li Wok	0	0	0	0	0	0	0	0	0	0	0	0	0	0
3	95	Lifespan Physician Group/Womens Medicine	0	0	0	0	0	0	0	0	0	0	0	0	0	0
3	94	Light & Conforti DMDs, LLC	0	0	0	1	0	0	0	0	0	0	0	0	0	0
3	85	Lighthouse Restaurant, Inc.	0	0	0	0	0	0	0	0	0	0	0	0	0	0
3	85	Like No Udder, LLC	0	0	0	0	0	0	0	0	0	0	0	0	0	0
3	86	Lima Elementary School	0	0	0	0	0	0	0	0	0	0	0	0	0	0
3	85	Lima Subs, LLC	0	0	0	0	0	0	0	0	0	0	0	0	0	0
3	42	L'Image	0	0	0	1	0	0	0	0	0	0	0	0	0	0
3	74	Lina Fish Market	0	0	0	0	0	0	0	0	0	0	0	0	0	0
3	86	Lincoln School	0	0	0	0	0	0	0	0	0	0	0	0	0	0
3	85	Little City Coffee & Kitchen	0	0	0	0	0	0	2	0	0	0	0	0	0	0
3	85	Little Sister	0	0	0	0	0	0	0	0	0	0	0	0	0	0
3	71	Little Tokyo	0	0	0	0	0	0	1	0	0	0	0	0	0	0
3	85	Livi's Pocket LLC	0	0	0	0	0	0	0	0	0	0	0	0	0	0
3	85	LNP Enterprises, Inc.	0	0	0	0	0	0	1	0	0	0	0	0	0	0
3	34	Long Live Beer Works, Inc.	1	0	0	0	0	0	1	0	0	0	0	0	0	0
3	85	Long River Restaurant	0	0	0	0	0	0	2	0	0	0	0	0	0	0
3	85	Los Andes Restaurant	0	0	0	0	0	0	1	0	0	0	0	0	0	0
3	71	Los Rancheros Restaurant, Inc.	0	0	0	0	0	0	0	0	0	0	0	0	0	0
3	85	Lotus Garden	0	0	0	0	0	0	0	0	0	0	0	0	0	0
3	85	Louis Family Restaurant	0	0	0	0	0	0	0	0	0	0	0	0	0	0
3	85	Lovera VIP	0	0	0	0	0	0	3	0	0	0	0	0	0	0
3	71	Lucky Cottage	0	0	0	0	0	0	1	0	0	0	0	0	0	0
3	85	Lucky Kitchen	0	0	0	0	0	0	0	0	0	0	0	0	0	0
3	85	Luigi's Restaurant & Gourmet Express	0	0	0	0	0	0	0	0	0	0	0	0	0	0
3	85	Luxe Burger Bar	0	0	0	0	0	0	0	0	0	0	0	0	0	0

USER CLASSIFICATION

- (1) Significant - Categorical
- (2) Significant - Non-Categorical
- (3) Non-Significant

Summary of Notices of Violation Issued
Field's Point - 2021

User Classification	Category	Company Name	Letter of Deficiency	Failure to Meet Standards (User, NBC, or Manhole Sample)	Report Not Signed	Failure to Submit Report (SMCR, Analyses, Certification, or pH)	Notice of pH Violations	Failure to Immediately Report Violation	Failure to Satisfy NBC Requirements	Average Limit Violation	Failure to Sample / Analyze all Parameters	Failure to Accurately Report Effluent Values	Failure to Report Pretreatment Equipment Failure	Discharge of Prohibited Material	Failure to Maintain Pretreatment System	Discharging without Permit
3	85	M&M Diner	0	0	0	0	0	0	0	0	0	0	0	0	0	0
3	81	M&T Super Market	0	0	0	0	0	0	0	0	0	0	0	0	0	0
3	97	M. G. Motors Inc.	0	0	0	0	0	0	1	0	0	0	0	0	0	0
3	94	M.B. Rubinstein, DDS & R.J. Ducoff, DMD	0	0	0	1	0	0	0	0	0	0	0	0	0	0
3	92	Mac-Gray Services, Inc.	0	0	0	0	0	0	0	0	0	0	0	0	0	0
3	81	Madrid European Bakery LLC	0	0	0	3	0	0	0	0	0	0	0	0	0	0
3	97	Magic Gas & Carwash, Inc.	0	0	0	0	0	0	0	0	0	0	0	0	0	0
3	85	Magna Spirits, Inc.	0	0	0	0	0	0	0	0	0	0	0	0	0	0
3	52	Mahr, Inc	0	0	0	0	0	0	0	0	0	0	0	0	0	0
1	11	Mahr, Inc.	0	0	0	1	1	0	0	0	0	0	0	0	0	0
3	42	Mainelli Tool & Die, Inc.	0	0	0	0	0	0	0	0	0	0	0	0	0	0
3	85	Malachi's	0	0	0	0	0	0	0	0	0	0	0	0	0	0
2	27	Manchester Street, LLC	0	0	0	0	0	0	0	0	0	0	0	0	0	0
3	94	Mansolillo Dental	0	0	0	1	0	0	0	0	0	0	0	0	0	0
3	85	Manton Donuts, Inc.	0	0	0	0	0	0	0	0	0	0	0	0	0	0
3	92	Mao Virgulak	0	0	0	0	0	0	0	0	0	0	0	0	0	0
3	85	Mare Restaurant, LLC	0	0	0	0	0	0	0	0	0	0	0	0	0	0
3	85	Maria's Cucina	0	0	0	0	0	0	0	0	0	0	0	0	0	0
3	94	Mark Pochebit, DMD	0	0	0	0	0	0	0	0	0	0	0	0	0	0
3	42	Mark Precision, Inc.	0	0	0	4	0	0	2	0	0	0	0	0	0	0
3	97	Markos Automotive	0	0	0	3	0	0	0	0	0	0	0	0	0	0
3	85	Maru-Ken, Inc.	0	0	0	0	0	0	0	0	0	0	0	0	0	0
3	74	Masala Indian Cuisine	0	0	0	0	0	0	0	0	0	0	0	0	0	0
3	81	Maya Bakery	0	0	0	6	0	0	0	0	0	0	0	0	0	0
3	85	Maya Guatemala, Inc.	0	0	0	0	0	0	0	0	0	0	0	0	0	0
3	80	McAllister Towing of Narragansett Bay	0	0	0	0	0	0	0	0	0	0	0	0	0	0
3	85	McAuley House	0	0	0	0	0	0	0	0	0	0	0	0	0	0
3	85	McBride's Pub	0	0	0	0	0	0	0	0	0	0	0	0	0	0
3	85	McDonalds - Branch Avenue	0	0	0	0	0	0	0	0	0	0	0	0	0	0
3	85	McDonald's/Kristin Foods, Inc.	0	0	0	0	0	0	0	0	0	0	0	0	0	0
3	24	MCM Technologies	0	0	0	0	0	0	0	0	0	0	0	0	0	0
3	85	Meast, LLC	1	0	0	0	0	0	0	0	0	0	0	0	0	0
3	86	Meeting Street	0	0	0	0	0	0	0	0	0	0	0	0	0	0
3	85	Mega Solutions, LLC	0	0	0	0	0	0	0	0	0	0	0	0	0	0
3	81	Mekong Market	0	0	0	8	0	0	2	0	0	0	0	0	0	0
3	27	Meller Optics, Inc.	0	0	0	1	0	0	0	0	0	0	0	0	0	0
3	74	Merengue Restaurant	0	0	0	0	0	0	0	0	0	0	0	0	0	0
1	11	Metallurgical Solutions, Inc.	0	0	0	1	0	0	0	0	0	0	0	0	0	0
3	86	Metropolitan Career & Tech Ctr	0	0	0	0	0	0	0	0	0	0	0	0	0	0
3	85	Mi Guatemala Restaurant	0	0	0	0	0	0	0	0	0	0	0	0	0	0
3	85	Mi Hacienda Restaurant	0	0	0	0	0	0	0	0	0	0	0	0	0	0
3	81	Mi Quisqueya Supermarket	0	0	0	2	0	0	0	0	0	0	0	0	0	0
3	85	Mi Sueno Inc.	0	0	0	0	0	0	0	0	0	0	0	0	0	0
3	85	Middle Eddy, LLC	0	0	0	0	0	0	0	0	0	0	0	0	0	0
3	85	Mike's Pizza, LLC	0	0	0	0	0	0	2	0	0	0	0	0	0	0
3	89	Mills Coffee Roasting Co.	0	0	0	0	0	0	0	0	0	0	0	0	0	0
3	85	Mills Tavern	0	0	0	0	0	0	0	0	0	0	0	0	0	0
3	85	Minervas Pizza	0	0	0	0	0	0	0	0	0	0	0	0	0	0
3	90	Miriam Hospital	0	0	0	0	0	0	0	0	0	0	0	0	0	0
3	95	Miriam Hospital - Rise Building	0	0	0	0	0	0	0	0	0	0	0	0	0	0
3	85	Mohegan Johnston (SM) Subs, LLC	0	0	0	0	0	0	0	0	0	0	0	0	0	0
3	85	Mohegan Johnston (SM), LLC	0	0	0	0	0	0	0	0	0	0	0	0	0	0
3	96	Monahan-Drabble-Sherman	0	0	0	0	0	0	0	0	0	0	0	0	0	0
1	11	Monarch Metal Finishing Co., Inc. (Railroad Ave.)	1	0	0	0	0	0	3	0	0	0	0	0	0	0

USER CLASSIFICATION

- (1) Significant - Categorical
- (2) Significant - Non-Categorical
- (3) Non-Significant

Summary of Notices of Violation Issued
Field's Point - 2021

User Classification	Category	Company Name	Letter of Deficiency	Failure to Meet Standards (User, NBC, or Manhole Sample)	Report Not Signed	Failure to Submit Report (SMCR, Analyses, Certification, or pH)	Notice of pH Violations	Failure to Immediately Report Violation	Failure to Satisfy NBC Requirements	Average Limit Violation	Failure to Sample / Analyze all Parameters	Failure to Accurately Report Effluent Values	Failure to Report Pretreatment Equipment Failure	Discharge of Prohibited Material	Failure to Maintain Pretreatment System	Discharging without Permit
1	11	Monarch Metal Finishing, Inc.	0	3	0	7	0	0	0	0	0	0	0	0	0	0
3	34	Moniker Brewery	0	0	0	1	0	0	0	0	0	0	0	0	0	0
3	97	Monro, Inc.	0	0	0	0	0	0	0	0	0	0	0	0	0	0
3	85	Montecristo Restaurant LLC	0	0	0	0	0	0	0	0	0	0	0	0	0	0
3	21	Moody Machine Products, Inc.	0	0	0	0	0	0	0	0	0	0	0	0	0	0
3	52	Moran Transportation Industries, Inc.	0	0	0	0	0	0	0	0	0	0	0	0	0	0
3	41	Morgan Mill Metals, LLC	0	0	0	0	0	0	0	0	0	0	0	0	0	0
3	86	Moses Brown School	0	2	0	1	0	2	0	0	0	0	0	0	0	0
3	85	Motekim	0	0	0	0	0	0	0	0	0	0	0	0	0	0
3	86	Mount Pleasant High School	0	0	0	0	0	0	1	0	0	0	0	0	0	0
3	85	Mr. Biggs Saloon	0	0	0	0	0	0	0	0	0	0	0	0	0	0
3	85	Mundo de Cigar	0	0	0	0	0	0	0	0	0	0	0	0	0	0
3	99	Muse Paintbar	0	0	0	0	0	0	0	0	0	0	0	0	0	0
3	95	Mutual Cornell	0	0	0	6	0	0	0	0	0	0	0	0	0	0
3	97	My Car, Incorporated	0	0	0	0	0	0	0	0	0	0	0	0	0	0
3	95	Nabsys 2.0 LLC	0	0	0	0	0	0	0	0	0	0	0	0	0	0
3	85	Nami Japanese Restaurant, Inc.	0	0	0	0	0	0	0	0	0	0	0	0	0	0
3	85	Nara, LLC	0	0	0	0	0	0	0	0	0	0	0	0	0	0
3	52	Narr. Electric (Allens Ave.)	0	0	0	0	0	0	0	0	0	0	0	0	0	0
3	27	Narr. Electric Co.-Vault Op.-FP	0	0	0	0	0	0	0	0	0	0	0	0	0	0
3	51	Narragansett Electric - Melrose Chiller	0	0	0	0	0	0	0	0	0	0	0	0	0	0
3	35	Narragansett Improvement Co.	0	0	0	0	0	0	0	0	0	0	0	0	0	0
1	11	Narragansett Jewelry	0	0	0	0	1	0	0	0	0	0	0	0	0	0
3	85	Naseeb Corporation	0	0	0	0	0	0	1	0	0	0	0	0	0	0
3	86	Nathan Bishop Middle School	0	0	0	0	0	0	0	0	0	0	0	0	0	0
3	99	National Amusements, Inc.	0	0	0	0	0	0	0	0	0	0	0	0	0	0
3	85	Natural Mix Co., LLC	0	0	0	0	0	0	0	0	0	0	0	0	0	0
3	95	NBC - Water Quality Science Building	0	0	0	0	0	0	0	0	0	0	0	0	0	0
3	94	NC Dental, Inc.	0	0	0	2	0	0	0	0	0	0	0	0	0	0
3	85	Nero Enterprises	0	0	0	0	0	0	0	0	0	0	0	0	0	0
3	81	Nettie's Kettle Corn, LLC	0	0	0	5	0	0	0	0	0	0	0	0	0	0
3	85	New China	0	0	0	0	0	0	0	0	0	0	0	0	0	0
3	59	New England Petroleum Terminal, LLC.	0	0	0	0	0	0	0	0	0	0	0	0	0	0
3	71	New Harvest Coffee	0	0	0	0	0	0	0	0	0	0	0	0	0	0
3	85	New Harvest Coffee Roasters - Sims Ave.	0	0	0	0	0	0	1	0	0	0	0	0	0	0
3	85	New Rivers Restaurant Group Inc.	0	0	0	0	0	0	0	0	0	0	0	0	0	0
3	82	New Sky Market Inc.	0	0	0	4	0	0	0	0	0	0	0	0	0	0
3	92	New Volpe Tailoring and Cleaning	0	0	0	0	0	0	0	0	0	0	0	0	0	0
3	85	New Wing Kee B-B-Q & Poultry	0	0	0	0	0	0	5	0	0	0	0	0	0	0
3	95	New York Blood Center	0	0	0	0	0	0	0	0	0	0	0	0	0	0
3	81	NGC INC.	0	0	0	1	0	0	0	0	2	0	0	0	0	0
3	85	Nice Slice LLC	0	0	0	0	0	0	1	0	0	0	0	0	0	0
3	85	Nickel Corporation	0	0	0	0	0	0	0	0	0	0	0	0	0	0
3	97	Nick's Auto Body, Inc.	0	0	0	0	0	0	0	0	0	0	0	0	0	0
3	85	Nicks on Broadway	0	0	0	0	0	0	1	0	0	0	0	0	0	0
3	97	NNC of Rhode Island, Inc.	0	0	0	3	0	0	0	0	0	0	0	0	0	0
3	85	Noodles 102	0	0	0	0	0	0	0	0	0	0	0	0	0	0
3	94	Norman Brice Seggel	0	0	0	0	0	0	0	0	0	0	0	0	0	0
3	94	North Providence Dental Associates	0	0	0	0	0	0	0	0	0	0	0	0	0	0
3	86	North Providence High School	0	0	0	0	0	0	0	0	0	0	0	0	0	0
3	74	North Providence Public Safety Complex	0	0	0	0	0	0	0	0	0	0	0	0	0	0
3	43	Northland Environmental LLC	0	0	0	0	0	0	0	0	0	0	0	0	0	0
3	81	Nueva San Salvador Bakery, Inc.	0	0	0	2	0	0	2	0	0	0	0	0	0	0
3	92	Number One Cleaners RI 2016, Inc.	0	0	0	0	0	0	2	0	0	0	0	0	0	0

USER CLASSIFICATION

- (1) Significant - Categorical
- (2) Significant - Non-Categorical
- (3) Non-Significant

Summary of Notices of Violation Issued
Field's Point - 2021

User Classification	Category	Company Name	Letter of Deficiency	Failure to Meet Standards (User, NBC, or Manhole Sample)	Report Not Signed	Failure to Submit Report (SMCR, Analyses, Certification, or pH)	Notice of pH Violations	Failure to Immediately Report Violation	Failure to Satisfy NBC Requirements	Average Limit Violation	Failure to Sample / Analyze all Parameters	Failure to Accurately Report Effluent Values	Failure to Report Pretreatment Equipment Failure	Discharge of Prohibited Material	Failure to Maintain Pretreatment System	Discharging without Permit
3	81	Nunez Fruits Market	0	0	0	6	0	0	5	0	0	0	0	0	0	0
3	85	Oak 'N' Willow LLC	0	0	0	0	0	0	0	0	0	0	0	0	0	0
3	85	Oberlin	0	0	0	0	0	0	0	0	0	0	0	0	0	0
3	95	Ocean State Endoscopy	0	0	0	0	0	0	0	0	0	0	0	0	0	0
3	92	Ocean State Laundry	0	0	0	0	0	0	0	0	0	0	0	0	0	0
3	46	Ocean State Metals, Inc.	0	0	0	0	0	0	0	0	0	0	0	0	0	0
3	81	Ocean State Peeled Potatoes	0	0	0	0	0	0	0	0	0	0	0	0	0	0
3	85	Ogie's Trailer Park	0	0	0	0	0	0	0	0	0	0	0	0	0	0
3	85	Old Canteen Restaurant	0	0	0	0	0	0	0	0	0	0	0	0	0	0
3	85	Olneyville NY System	0	0	1	4	0	0	2	0	0	0	0	0	0	0
3	96	Olson & Parent Funeral Home, Inc.	0	0	0	0	0	0	0	0	0	0	0	0	0	0
3	85	Olympic Pizza	0	0	0	0	0	0	0	0	0	0	0	0	0	0
3	86	Omni Providence Hotel	0	0	0	0	0	0	0	0	0	0	0	0	0	0
3	92	On the Go Laundromat	0	0	0	0	0	0	0	0	0	0	0	0	0	0
2	38	Orbit Energy Rhode Island, LLC	1	12	0	0	2	1	1	0	0	0	0	0	0	0
3	85	OSI/Fleming's, LLC	0	0	0	0	0	0	0	0	0	0	0	0	0	0
3	85	OV's Restaurant	0	0	0	0	0	0	0	0	0	0	0	0	0	0
3	85	P.F. Chang's China Bistro, Inc.	0	0	0	0	0	0	0	0	0	0	0	0	0	0
3	86	P.R.I. XVIII, L.P.	0	0	0	0	0	0	4	0	0	0	0	0	0	0
3	82	Pablo and Juan Jimenez	0	0	0	0	0	0	0	0	0	0	0	0	0	0
3	82	Panaderia El Paisano	0	0	0	6	0	0	1	0	0	0	0	0	0	0
3	81	Panaderia El Quetzal, Inc.	0	0	0	7	0	0	0	0	0	0	0	0	0	0
3	85	Pane E Vino	0	0	0	0	0	0	0	0	0	0	0	0	0	0
3	85	Panera Bread	0	0	0	0	0	0	1	0	0	0	0	0	0	0
3	85	Paris Bistro	0	0	0	0	0	0	0	0	0	0	0	0	0	0
3	85	Parkside Rotisserie & Bar	0	0	0	0	0	0	1	0	0	0	0	0	0	0
3	85	Parkview Bakery Cafe	0	0	0	0	0	0	4	0	0	0	0	0	0	0
3	85	Pasha Lounge	0	0	0	0	0	0	0	0	0	0	0	0	0	0
3	85	Passionflower, Inc.	0	0	0	0	0	0	0	0	0	0	0	0	0	0
3	85	Pasta Beach Wayland Square LLC	0	0	0	0	0	0	0	0	0	0	0	0	0	0
3	85	Pastiche	0	0	0	0	0	0	0	0	0	0	0	0	0	0
3	86	Paul Cuffee High School	0	0	0	0	0	0	0	0	0	0	0	0	0	0
3	86	Paul Cuffee School	0	0	0	0	0	0	0	0	0	0	0	0	0	0
3	92	Paul's Dry Cleaning Services, Inc.	0	0	0	0	0	0	0	0	0	0	0	0	0	0
3	85	Pauly Penta's Italian Deli	0	0	0	0	0	0	0	0	0	0	0	0	0	0
3	85	Pearl Gray LLC	0	0	0	0	0	0	0	0	0	0	0	0	0	0
3	94	Pediatric Dentistry	0	0	0	1	0	0	0	0	0	0	0	0	0	0
3	85	People's Baptist Church	0	0	0	0	0	0	0	0	0	0	0	0	0	0
3	85	Pepper Dining, Inc.	0	0	0	0	0	0	0	0	0	0	0	0	0	0
3	94	Periodontal Associates	0	0	0	0	0	0	0	0	0	0	0	0	0	0
3	99	Periodontics, Inc.	0	0	0	0	0	0	0	0	0	0	0	0	0	0
3	85	Persimmon Restaurant, LLC	0	0	0	0	0	0	0	0	0	0	0	0	0	0
3	37	Peter Pan Bus Lines	0	0	0	4	0	0	0	0	0	0	0	0	0	0
3	85	PG Foods Inc.	0	0	0	0	0	0	0	0	0	0	0	0	0	0
3	94	Philip D. Barr, DDS	0	0	0	1	0	0	0	0	0	0	0	0	0	0
3	85	Pho Horn's Inc.	0	0	0	0	0	0	2	0	0	0	0	0	0	0
3	85	Piemonte Pizza	0	0	0	0	0	0	0	0	0	0	0	0	0	0
3	86	Pierce Manor	0	0	0	0	0	0	0	0	0	0	0	0	0	0
3	85	Pinkberry	0	0	0	0	0	0	0	0	0	0	0	0	0	0
3	85	Pio Pio Restaurant	0	0	0	0	0	0	0	0	0	0	0	0	0	0
3	85	Pipeline Restaurant	0	0	0	0	0	0	0	0	0	0	0	0	0	0
3	85	Pitos Restaurant I	1	0	0	0	0	0	0	0	0	0	0	0	0	0
3	85	Pizza J	0	0	0	0	0	0	1	0	0	0	0	0	0	0
3	85	Pizza Palace	0	0	0	0	0	0	0	0	0	0	0	0	0	0

USER CLASSIFICATION

- (1) Significant - Categorical
- (2) Significant - Non-Categorical
- (3) Non-Significant

Summary of Notices of Violation Issued
Field's Point - 2021

User Classification	Category	Company Name	Letter of Deficiency	Failure to Meet Standards (User, NBC, or Manhole Sample)	Report Not Signed	Failure to Submit Report (SMCR, Analyses, Certification, or pH)	Notice of pH Violations	Failure to Immediately Report Violation	Failure to Satisfy NBC Requirements	Average Limit Violation	Failure to Sample / Analyze all Parameters	Failure to Accurately Report Effluent Values	Failure to Report Pretreatment Equipment Failure	Discharge of Prohibited Material	Failure to Maintain Pretreatment System	Discharging without Permit
3	85	Pizza Pie Er	0	0	0	0	0	0	0	0	0	0	0	0	0	0
3	85	Pizza Queen - Weybosset Street	0	0	0	0	0	0	1	0	0	0	0	0	0	0
3	85	Pizza Roma	0	0	0	0	0	0	0	0	0	0	0	0	0	0
3	85	Pizzeria Gusto, Inc.	0	0	0	0	0	0	0	0	0	0	0	0	0	0
3	85	PJ's Pub of Johnston LLC	0	0	0	0	0	0	0	0	0	0	0	0	0	0
3	85	Plainfield Donuts, Inc.	0	0	0	0	0	0	0	0	0	0	0	0	0	0
3	85	Plant City Providence	0	0	0	0	0	0	0	0	0	0	0	0	0	0
3	86	Pocasset Preservation Associates, LP	0	0	0	0	0	0	0	0	0	0	0	0	0	0
3	85	Poke For Me 4, LLC	0	0	0	0	0	0	0	0	0	0	0	0	0	0
3	85	Pollo Campero	0	0	0	0	0	0	0	0	0	0	0	0	0	0
3	85	Popeye's Chicken	0	0	0	0	0	0	0	0	0	0	0	0	0	0
3	85	Popeye's Chicken and Biscuits	0	0	0	0	0	0	0	0	0	0	0	0	0	0
3	81	Portion Meat Associates	0	0	0	0	0	0	0	0	0	0	0	0	0	0
3	85	Pranzi Catering	0	0	0	0	0	0	0	0	0	0	0	0	0	0
3	85	PRI I	0	0	0	0	0	0	0	0	0	0	0	0	0	0
3	86	PRI I, LP	0	0	0	0	0	0	0	0	0	0	0	0	0	0
3	82	Price Rite	0	0	0	0	0	0	0	0	0	0	0	0	0	0
3	85	PRII, LP	0	0	0	0	0	0	0	0	0	0	0	0	0	0
3	42	Prince Enameling Company, Inc.	0	0	0	0	0	0	0	0	0	0	0	0	0	0
3	85	Princess and Sons Three, LLC	0	0	0	0	0	0	0	0	0	0	0	0	0	0
3	85	Princess Enterprises II, Inc.	0	0	0	0	0	0	0	0	0	0	0	0	0	0
3	97	Pristine Auto Salon	0	0	0	0	0	0	0	0	0	0	0	0	0	0
3	90	Prospect CharterCARE RWMC, LLC	0	0	0	3	0	0	0	0	0	0	0	0	0	0
3	90	Prospect CharterCARE RWMC, LLC (Maude)	0	0	0	6	0	0	0	0	0	0	0	0	0	0
3	90	Prospect CharterCARE SJHSRI	0	0	0	1	0	0	0	0	0	0	0	0	0	0
3	94	Prospect CharterCARE SJHSRI, LLC	0	0	0	2	0	0	0	0	0	0	0	0	0	0
3	95	Prothera Biologics, Inc.	0	0	0	0	0	0	0	0	0	0	0	0	0	0
3	95	Prov. College- Albertus Magnus	0	0	0	0	0	0	0	0	0	0	0	0	0	0
3	86	Prov. College- Suites Building	0	0	0	0	0	0	0	0	0	0	0	0	0	0
3	89	Prov. College-Peterson Recreation Center	0	0	0	0	0	0	0	0	0	0	0	0	0	0
2	24	Prov. Journal Co. - Production Facility	0	0	0	0	0	0	0	0	0	0	0	0	0	0
3	97	Providence Auto Body, Inc. - 350 Silver Spring	0	0	0	3	0	0	0	0	0	0	0	0	0	0
3	97	Providence Auto Body, Inc. - 476 Silver Spring	0	0	0	3	0	0	0	0	0	0	0	0	0	0
3	74	Providence Bagel	0	0	0	0	0	0	0	0	0	0	0	0	0	0
3	86	Providence Biltmore Hotel	0	0	0	0	0	0	0	0	0	0	0	0	0	0
3	36	Providence Brewing Company - Sims Ave.	0	0	0	1	0	0	6	0	0	0	0	0	0	0
3	71	Providence Brewing Company LLC - MS Ave.	0	0	0	2	0	0	0	0	0	0	0	0	0	0
3	86	Providence Capital III, LLC	0	0	0	0	0	0	0	0	0	0	0	0	0	0
3	86	Providence Career & Technical Academy	0	0	0	2	0	0	0	0	0	0	0	0	0	0
3	85	Providence Coal Fired Pizza	0	0	0	0	0	0	0	0	0	0	0	0	0	0
3	86	Providence College	0	0	0	0	0	0	0	0	0	0	0	0	0	0
3	86	Providence College - Alumni Hall	0	0	0	0	0	0	0	0	0	0	0	0	0	0
3	86	Providence College - Aquinas Hall	0	0	0	0	0	0	0	0	0	0	0	0	0	0
3	86	Providence College - Bedford Hall	0	0	0	0	0	0	0	0	0	0	0	0	0	0
3	89	Providence College - Ceramics	0	0	0	0	0	0	0	0	0	0	0	0	0	0
3	86	Providence College - Davis Hall	0	0	0	0	0	0	0	0	0	0	0	0	0	0
3	86	Providence College - Ditragea Hall	0	0	0	0	0	0	0	0	0	0	0	0	0	0
3	86	Providence College - Fennell Hall	0	0	0	0	0	0	0	0	0	0	0	0	0	0
3	86	Providence College - Guzman Hall	0	0	0	0	0	0	0	0	0	0	0	0	0	0
3	95	Providence College - Hickey/Sowa Hall	0	0	0	0	0	0	0	0	0	0	0	0	0	0
3	93	Providence College - Hunt-Cavanagh	0	0	0	1	0	0	0	0	0	0	0	0	0	0
3	97	Providence College - Italy Street	0	0	0	0	0	0	0	0	0	0	0	0	0	0
3	86	Providence College - Joseph Hall	0	0	0	0	0	0	0	0	0	0	0	0	0	0
3	86	Providence College - Mal Brown Hall	0	0	0	0	0	0	0	0	0	0	0	0	0	0

USER CLASSIFICATION

- (1) Significant - Categorical
- (2) Significant - Non-Categorical
- (3) Non-Significant

Summary of Notices of Violation Issued
Field's Point - 2021

User Classification	Category	Company Name	Letter of Deficiency	Failure to Meet Standards (User, NBC, or Manhole Sample)	Report Not Signed	Failure to Submit Report (SMCR, Analyses, Certification, or pH)	Notice of pH Violations	Failure to Immediately Report Violation	Failure to Satisfy NBC Requirements	Average Limit Violation	Failure to Sample / Analyze all Parameters	Failure to Accurately Report Effluent Values	Failure to Report Pretreatment Equipment Failure	Discharge of Prohibited Material	Failure to Maintain Pretreatment System	Discharging without Permit
3	86	Providence College - McDermott Hall	0	0	0	0	0	0	0	0	0	0	0	0	0	0
3	86	Providence College - McVinney Hall	0	0	0	0	0	0	0	0	0	0	0	0	0	0
3	86	Providence College - Meagher Hall	0	0	0	0	0	0	0	0	0	0	0	0	0	0
3	86	Providence College - Raymond Hall	0	0	0	0	0	0	0	0	0	0	0	0	0	0
3	89	Providence College - Schneider Arena	0	0	0	0	0	0	0	0	0	0	0	0	0	0
3	86	Providence College- Cunningham Hall	0	0	0	0	0	0	0	0	0	0	0	0	0	0
3	99	Providence College- Smith Ctr. for Arts	0	0	0	0	0	0	0	0	0	0	0	0	0	0
3	53	Providence College-Power Plant	0	0	0	0	0	0	0	0	0	0	0	0	0	0
3	85	Providence College-Ryan Center for Business Studies	0	0	0	0	0	0	0	0	0	0	0	0	0	0
3	99	Providence College-Service Building	0	0	0	0	0	0	0	0	0	0	0	0	0	0
3	86	Providence College-St. Aquinas Priory	0	0	0	0	0	0	0	0	0	0	0	0	0	0
3	94	Providence Community Health Centers, Inc	0	0	0	1	0	0	0	0	0	0	0	0	0	0
3	94	Providence Community Health Clinic	0	0	0	0	0	0	0	0	0	0	0	0	0	0
3	84	Providence Community Library	0	0	0	0	0	0	0	0	0	0	0	0	0	0
3	94	Providence Dental Group	0	0	0	0	0	0	0	0	0	0	0	0	0	0
3	99	Providence Dental Laboratory	0	0	0	0	0	0	0	0	0	0	0	0	0	0
3	86	Providence Elementary School	0	0	0	0	0	0	0	0	0	0	0	0	0	0
3	85	Providence Kitchen Collaborative	0	0	0	0	0	0	0	0	0	0	0	0	0	0
3	85	Providence Oyster Bar	0	0	0	0	0	0	0	0	0	0	0	0	0	0
3	85	Providence Pancakes, Inc.	0	0	0	0	0	0	0	0	0	0	0	0	0	0
3	85	Providence Parks Department	0	0	0	0	0	0	0	0	0	0	0	0	0	0
3	85	Providence Place Pockets	0	0	0	0	0	0	0	0	0	0	0	0	0	0
3	86	Providence Public Safety Complex	0	0	0	3	0	0	0	0	0	0	0	0	0	0
3	99	Providence River Animal Hospital	0	0	0	0	0	0	0	0	0	0	0	0	0	0
3	86	Providence School Department	0	0	0	0	0	1	0	0	0	0	0	0	0	0
3	86	Providence School Department	0	0	0	0	0	0	0	0	0	0	0	0	0	0
3	86	Providence School Dept.	0	0	0	0	0	0	0	0	0	0	0	0	0	0
3	86	Providence Schools	0	0	0	0	0	0	0	0	0	0	0	0	0	0
3	86	Providence Schools	0	0	0	0	0	0	0	0	0	0	0	0	0	0
3	86	Providence Schools	0	0	0	0	0	0	0	0	0	0	0	0	0	0
3	85	Providence Schools	0	0	0	0	0	0	0	0	0	0	0	0	0	0
3	85	Providence Schools - 797 Cafe	0	0	0	0	0	0	0	0	0	0	0	0	0	0
2	33	Providence Specialty Products, LLC	0	11	0	3	13	0	5	0	3	0	0	0	0	0
3	37	Providence Water Supply Board	0	0	0	2	0	0	0	0	0	0	0	0	0	0
3	85	Punta Cana Bistro	0	0	0	0	0	0	0	0	0	0	0	0	0	0
3	35	Pure Haven, LLC	0	0	0	1	0	0	0	0	0	0	0	0	0	0
3	85	PVDonuts, LLC	0	0	0	0	0	0	0	0	0	0	0	0	0	0
3	81	Quality Beef Co., Inc.	0	0	0	0	0	0	0	0	0	0	0	0	0	0
3	81	Quality Seafood	0	1	3	0	0	1	1	0	2	0	0	0	0	0
3	27	Quality Spraying Technologies	0	0	0	0	0	0	0	0	0	0	0	0	0	0
3	24	R & J Manufacturing Company	0	0	0	0	0	0	0	0	0	0	0	0	0	0
3	81	R.I. Beef & Veal, Inc	0	0	0	7	0	0	7	0	0	0	0	0	0	0
3	95	R.I. D.O.T.-Materials Testing	0	0	0	0	0	0	0	0	0	0	0	0	0	0
3	95	R.I. Hospital - Coro Building	0	0	0	0	0	0	0	0	0	0	0	0	0	0
3	90	R.I. Hospital - Hasbro Childrens	0	0	0	1	0	0	0	0	0	0	0	0	0	0
3	81	R.I. Provision Company	0	0	0	0	0	0	0	0	0	0	0	0	0	0
3	37	R.I.P.T.A. - 265 Melrose	0	0	0	0	0	0	0	0	0	0	0	0	0	0
3	37	R.I.P.T.A. - 705 Elmwood	1	0	0	0	0	0	0	1	0	0	0	0	0	0
3	37	R.I.P.T.A. - 750 Elmwood	1	1	0	0	0	1	0	0	1	0	0	0	0	0
3	37	R.I.P.T.A.-269 Melrose	1	0	0	0	0	0	0	0	0	0	0	0	0	0
3	85	RAA, Inc.	0	0	0	0	0	0	0	0	0	0	0	0	0	0
3	92	Rainbow Cleaners, Inc.	0	0	0	0	0	0	0	0	0	0	0	0	0	0
3	85	Rainbow Water	0	0	0	0	0	0	0	0	0	0	0	0	0	0
3	92	Ralde LLC	0	0	0	0	0	0	0	0	0	0	0	0	0	0

USER CLASSIFICATION
(1) Significant - Categorical
(2) Significant - Non-Categorical
(3) Non-Significant

Summary of Notices of Violation Issued
Field's Point - 2021

User Classification	Category	Company Name	Letter of Deficiency	Failure to Meet Standards (User, NBC, or Manhole Sample)	Report Not Signed	Failure to Submit Report (SMCR, Analyses, Certification, or pH)	Notice of pH Violations	Failure to Immediately Report Violation	Failure to Satisfy NBC Requirements	Average Limit Violation	Failure to Sample / Analyze all Parameters	Failure to Accurately Report Effluent Values	Failure to Report Pretreatment Equipment Failure	Discharge of Prohibited Material	Failure to Maintain Pretreatment System	Discharging without Permit
3	85	Rangina, Inc.	0	0	0	0	0	0	0	0	0	0	0	0	0	0
3	85	Ran-Zan	0	0	0	0	0	0	0	0	0	0	0	0	0	0
3	85	Rasmey Corp.	0	0	0	0	0	0	0	0	0	0	0	0	0	0
3	85	RB Donuts Inc.	0	0	0	0	0	0	0	0	0	0	0	0	0	0
3	85	RB Donuts, Inc.	0	0	0	0	0	0	0	0	0	0	0	0	0	0
3	85	RCJ Inc.	0	0	0	0	0	0	0	0	0	0	0	0	0	0
3	85	Real's Fine Italian Cuisine	0	1	0	0	0	1	0	0	0	0	0	0	0	0
3	85	Rebelle Artisan Bagels	0	0	0	0	0	0	0	0	0	0	0	0	0	0
3	74	Red Door Whiskey Bar, LLC	0	0	0	0	0	1	0	0	0	0	0	0	0	0
3	74	Red Ginger	0	0	0	0	0	0	0	0	0	0	0	0	0	0
3	85	Red Stripe East Side, LLC.	0	0	0	0	0	0	0	0	0	0	0	0	0	0
3	86	Regency Plaza	0	0	0	0	0	2	0	0	0	0	0	0	0	0
3	86	Regency Plaza - East Building #3	0	0	0	0	0	0	0	0	0	0	0	0	0	0
3	86	Regency Plaza - West Building #2	0	0	0	0	0	0	0	0	0	0	0	0	0	0
3	86	Renaissance Providence	0	0	0	0	0	0	0	0	0	0	0	0	0	0
3	86	Reservoir Avenue School	0	0	0	0	0	0	0	0	0	0	0	0	0	0
3	85	Restaurant Associates of Prov. LLC I	0	0	0	0	0	0	0	0	0	0	0	0	0	0
3	85	Restaurant Associates of Prov. LLC II	0	0	0	0	0	0	0	0	0	0	0	0	0	0
3	85	Restaurant Associates of Prov. LLC IV	0	0	0	0	0	0	0	0	0	0	0	0	0	0
3	85	Restaurant Mexico Garibaldi	0	0	0	0	0	0	0	0	0	0	0	0	0	0
3	36	Revival Foodworks and Brewery	0	0	0	1	0	0	2	0	0	0	0	0	0	0
3	33	Rhed's, LLC d/b/a Rhed's Hot Sauce	0	0	0	0	0	0	0	0	1	0	0	0	0	0
3	85	Rhode Island Billiards Club	0	0	0	0	0	0	0	0	0	0	0	0	0	0
2	38	Rhode Island Bioenergy Facility, LLC	1	0	0	0	0	0	0	0	0	0	0	0	0	0
3	43	Rhode Island Chemical Corporation	0	0	0	5	0	0	0	0	0	0	0	0	0	0
3	89	Rhode Island College - Connection 1	0	0	0	0	0	0	0	0	0	0	0	0	0	0
3	43	Rhode Island College - Connection 2	0	2	0	0	0	0	0	0	0	0	0	0	0	0
3	99	Rhode Island College - Connection 3	0	0	0	0	0	0	1	0	0	0	0	0	0	0
3	86	Rhode Island College - Connection 4	0	0	0	0	0	0	0	0	0	0	0	0	0	0
3	86	Rhode Island Convention Center	0	0	0	2	0	0	0	0	0	0	0	0	0	0
3	85	Rhode Island Donuts LLC	0	0	0	0	0	0	0	0	0	0	0	0	0	0
3	85	Rhode Island Favorite Chicken III, LLC	0	0	0	0	0	0	1	0	0	0	0	0	0	0
3	90	Rhode Island Hospital	0	0	0	1	0	0	0	0	0	0	0	0	0	0
2	31	Rhode Island Resource Recovery Corp.	0	0	0	0	0	0	0	0	0	0	0	0	0	0
3	85	Rhode Island School of Design	0	0	0	0	0	0	0	0	0	0	0	0	0	0
3	85	Rhode Rockets Inc.	0	0	0	0	0	0	0	0	0	0	0	0	0	0
3	85	RI Community Food Bank	0	0	0	0	0	0	0	0	0	0	0	0	0	0
3	95	RI Dept Health, Div. of Labs & Med. Exam	0	0	0	0	0	0	0	0	0	0	0	0	0	0
1	11	RI Heat Treating Company, LLC	0	0	0	1	0	0	0	0	0	0	0	0	0	0
3	74	RI HIC Food Group, Inc.	0	0	0	0	0	0	3	0	0	0	0	0	0	0
3	85	RI Mt Fuji Inc.	0	0	0	0	0	0	2	0	0	0	0	0	0	0
3	85	RI Yummy	0	0	0	0	0	0	0	0	0	0	0	0	0	0
3	94	Ricci Family Dentistry	0	0	0	0	0	0	0	0	0	0	0	0	0	0
3	52	Rich Group	0	0	0	0	0	0	0	0	0	0	0	0	0	0
3	85	Rico Pollo	0	0	0	0	0	0	0	0	0	0	0	0	0	0
3	86	RISD - 15 Westminster Street	0	0	0	0	0	0	0	0	0	0	0	0	0	0
3	84	RISD - Auditorium	0	0	0	0	0	0	0	0	0	0	0	0	0	0
3	99	RISD - Bayard-Ewing Building	0	0	0	0	0	0	0	0	0	0	0	0	0	0
3	24	RISD - Benson Hall	0	1	0	0	0	0	0	0	0	0	0	0	0	0
3	52	RISD - Central Power Plant	0	0	0	0	0	0	0	0	0	0	0	0	0	0
3	23	RISD - College Building	0	0	0	0	0	0	0	0	0	0	0	0	0	0
3	93	RISD - Design Center	0	0	0	0	0	0	0	0	0	0	0	0	0	0
3	99	RISD - Dexter House Garage	0	0	0	0	0	0	0	0	0	0	0	0	0	0
3	86	RISD - East Hall	0	0	0	0	0	0	0	0	0	0	0	0	0	0

USER CLASSIFICATION

- (1) Significant - Categorical
- (2) Significant - Non-Categorical
- (3) Non-Significant

Summary of Notices of Violation Issued
Field's Point - 2021

User Classification	Category	Company Name	Letter of Deficiency	Failure to Meet Standards (User, NBC, or Manhole Sample)	Report Not Signed	Failure to Submit Report (SMCR, Analyses, Certification, or pH)	Notice of pH Violations	Failure to Immediately Report Violation	Failure to Satisfy NBC Requirements	Average Limit Violation	Failure to Sample / Analyze all Parameters	Failure to Accurately Report Effluent Values	Failure to Report Pretreatment Equipment Failure	Discharge of Prohibited Material	Failure to Maintain Pretreatment System	Discharging without Permit
3	99	RISD - Fletcher Building	0	0	0	0	0	0	0	0	0	0	0	0	0	0
3	86	RISD - Homer Hall	0	0	0	0	0	0	0	0	0	0	0	0	0	0
3	99	RISD - Industrial Design Building	0	0	0	0	0	0	0	0	0	0	0	0	0	0
3	84	RISD - Market House	0	0	0	0	0	0	0	0	0	0	0	0	0	0
3	99	RISD - Mason (CIT) Building	0	0	0	0	0	0	0	0	0	0	0	0	0	0
3	99	RISD - Memorial Hall	0	0	0	0	0	0	0	0	0	0	0	0	0	0
3	43	RISD - Metcalf Building	0	0	0	0	0	0	0	0	0	0	0	0	0	0
3	85	RISD - Museum	0	0	0	0	0	0	0	0	0	0	0	0	0	0
3	86	RISD - Nickerson Hall	0	0	0	0	0	0	0	0	0	0	0	0	0	0
3	86	RISD - North Dorm	0	0	0	0	0	0	0	0	0	0	0	0	0	0
3	99	RISD - Point Street	0	0	0	0	0	0	0	0	0	0	0	0	0	0
3	86	RISD - South Hall	0	0	0	0	0	0	0	0	0	0	0	0	0	0
3	99	RISD - Washington Building	0	0	0	0	0	0	0	0	0	0	0	0	0	0
3	99	RISD - Waterman Building	0	0	0	0	0	0	0	0	0	0	0	0	0	0
3	53	RISD - Winston Clock Tower	0	0	0	0	0	0	0	0	0	0	0	0	0	0
3	86	RISD-Colonial Apartments	0	0	0	0	0	0	0	0	0	0	0	0	0	0
3	84	RISD-Illustration Studies Building	0	0	0	0	0	0	0	0	0	0	0	0	0	0
3	84	RISD-What Cheer Garage	0	0	0	0	0	0	0	0	0	0	0	0	0	0
3	85	Ristorante Lucia	0	0	0	0	0	0	0	0	0	0	0	0	0	0
3	85	Rita's Pizza	0	0	0	0	0	0	5	0	0	0	0	0	0	0
3	85	RJ Franco Inc.	0	0	0	0	0	0	0	0	0	0	0	0	0	0
3	85	Robert L. Bailey Elementary School	0	0	0	0	0	0	0	0	0	0	0	0	0	0
3	46	Roberts Polishing	0	0	0	0	0	0	0	0	0	0	0	0	0	0
3	95	Roger Williams Park Zoo	0	0	0	0	0	0	0	0	0	0	0	0	0	0
3	85	Roger Williams Park Zoo	0	0	0	0	0	0	0	0	0	0	0	0	0	0
3	85	Roger Williams Zoo	0	0	0	0	0	0	0	0	0	0	0	0	0	0
3	85	Roger Williams Zoo	0	0	0	0	0	0	0	0	0	0	0	0	0	0
3	85	Roger Williams Zoo - Carousel Cafe	0	0	0	0	0	0	1	0	0	0	0	0	0	0
3	85	Rogue Island Group LLC	0	0	0	0	0	0	0	0	0	0	0	0	0	0
3	85	ROM Deli, Inc.	0	0	0	0	0	0	0	0	0	0	0	0	0	0
3	71	Roma Capocia	0	0	0	0	0	0	0	0	0	0	0	0	0	0
3	85	Roma LLC	0	0	0	0	0	0	0	0	0	0	0	0	0	0
3	81	Ron's Pastry Gourmet	0	0	0	4	0	0	2	0	0	0	0	0	0	0
3	85	Rosa Mia Pizza and More	0	1	0	0	0	1	1	0	0	0	0	0	0	0
3	85	Rosalina - RI	0	0	0	0	0	0	0	0	0	0	0	0	0	0
3	81	Rosario Meat Market	0	0	0	0	0	0	3	0	0	0	0	0	0	0
3	85	Rosario Society	0	0	0	0	0	0	0	0	0	0	0	0	0	0
3	85	Royal Fried Chicken, Inc.	0	0	0	0	0	0	0	0	0	0	0	0	0	0
3	85	Ruby Thai Providence Place, Inc.	0	0	0	0	0	0	0	0	0	0	0	0	0	0
3	85	Rue Bis	0	0	0	0	0	0	0	0	0	0	0	0	0	0
3	96	Russell J. Boyle & Son	0	0	0	0	0	0	3	0	0	0	0	0	0	0
3	41	RVS Mfg. Co.	0	0	0	5	0	0	0	0	0	0	0	0	0	0
3	86	Ryan Health Center, Inc.	0	0	0	0	0	0	0	0	0	0	0	0	0	0
3	85	S&D Eddy, LLC	0	0	0	0	0	0	0	0	0	0	0	0	0	0
3	84	S.B. Winsor Dairy	0	0	0	2	0	0	0	0	0	0	0	0	0	0
3	43	Sage Manufacturing Company, Inc.	0	0	0	1	0	0	0	0	0	0	0	0	0	0
3	86	Saint Elizabeth Assisted Living	0	0	0	0	0	0	1	0	0	0	0	0	0	0
3	85	Saki's Pizzeria	0	0	0	0	0	0	0	0	0	0	0	0	0	0
3	85	Sakura Restaurant, Inc.	0	0	0	0	0	0	3	0	0	0	0	0	0	0
3	81	Sal's Bakery	0	0	0	0	0	0	3	0	0	0	0	0	0	0
3	85	Salted Slate, Inc.	0	0	0	0	0	0	0	0	0	0	0	0	0	0
3	85	Sammy's House of Pizza	0	0	0	0	0	0	0	0	0	0	0	0	0	0
3	85	Sam's New York System	0	0	0	0	0	0	0	0	0	0	0	0	0	0
3	94	Samuel Sinclair Dental Center	0	0	0	0	0	0	0	0	0	0	0	0	0	0

USER CLASSIFICATION

- (1) Significant - Categorical
- (2) Significant - Non-Categorical
- (3) Non-Significant

Summary of Notices of Violation Issued
Field's Point - 2021

User Classification	Category	Company Name	Letter of Deficiency	Failure to Meet Standards (User, NBC, or Manhole Sample)	Report Not Signed	Failure to Submit Report (SMCR, Analyses, Certification, or pH)	Notice of pH Violations	Failure to Immediately Report Violation	Failure to Satisfy NBC Requirements	Average Limit Violation	Failure to Sample / Analyze all Parameters	Failure to Accurately Report Effluent Values	Failure to Report Pretreatment Equipment Failure	Discharge of Prohibited Material	Failure to Maintain Pretreatment System	Discharging without Permit
3	85	Sangtong, LLC	0	0	0	0	0	0	0	0	0	0	0	0	0	0
3	81	Sans Gluten Artisan Bakery	0	0	0	4	0	0	2	0	0	0	0	0	0	0
3	85	Saptagiri LLC	0	0	0	0	0	0	0	0	0	0	0	0	0	0
3	85	SC Providence	0	0	0	2	0	0	2	0	0	0	0	0	0	0
3	85	SC Restaurant, LLC	0	0	0	0	0	0	0	0	0	0	0	0	0	0
3	85	Scarlet Restaurant	0	0	0	0	0	0	0	0	0	0	0	0	0	0
3	85	Schroder's Deli & Catering	0	0	0	0	0	0	0	0	0	0	0	0	0	0
3	96	SCI Rhode Island Funeral Services, LLC	0	0	0	0	0	0	0	0	0	0	0	0	0	0
3	96	SCI RI Funeral Services LLC	0	0	0	0	0	0	0	0	0	0	0	0	0	0
3	85	Scrambler's	0	0	0	0	0	0	0	0	0	0	0	0	0	0
3	85	Sea Coast Investment Corp	0	0	0	0	0	0	0	0	0	0	0	0	0	0
3	85	Sengduang, LLC	0	0	0	0	0	0	0	0	0	0	0	0	0	0
3	85	Serendipity Heaven	0	0	0	0	0	0	0	0	0	0	0	0	0	0
3	85	Seven Sisters Restaurant	0	0	0	0	0	0	0	0	0	0	0	0	0	0
3	85	Shake Shack	1	0	0	0	0	0	0	0	0	0	0	0	0	0
3	82	Shaw's Supermarket Store #7443	0	7	0	0	0	0	0	0	0	0	0	0	0	0
3	97	Shell Oil Products Company	0	1	0	1	0	0	0	0	0	0	0	0	0	0
3	82	Shore's Market, Inc.	0	0	0	0	0	0	0	0	0	0	0	0	0	0
3	85	Sicilia's Pizzeria	0	0	0	0	0	0	0	0	0	0	0	0	0	0
3	85	Siena, Inc.	0	0	0	0	0	0	0	0	0	0	0	0	0	0
3	85	Silvershell Hospitality Services, LLC	0	0	0	0	0	0	0	0	0	0	0	0	0	0
3	42	Simplex Engine & Machine, Inc.	0	0	0	1	0	0	0	0	0	0	0	0	0	0
3	85	Sin LLC	0	0	0	0	0	0	0	0	0	0	0	0	0	0
3	85	SJM Brothers LLC	0	0	0	0	0	0	0	0	0	0	0	0	0	0
3	85	SJM Brother's LLC	0	0	0	0	0	0	0	0	0	0	0	0	0	0
3	92	Smith Hill Laundromat	0	0	0	0	0	0	0	0	0	0	0	0	0	0
3	85	Smith Street Donuts, Inc	0	0	0	0	0	0	1	0	0	0	0	0	0	0
3	85	Smith Street Little Caesars LLC	0	0	0	0	0	0	1	0	0	0	0	0	0	0
3	85	Snookers Inc.	0	0	0	0	0	0	0	0	0	0	0	0	0	0
3	97	So Fresh, and So Clean	0	0	0	12	0	0	0	0	0	0	0	0	0	0
3	85	Soban Korean Eatery	0	0	0	0	0	0	0	0	0	0	0	0	0	0
3	85	Social House, LLC	0	0	0	0	0	0	0	0	0	0	0	0	0	0
3	86	Sophia Academy	0	0	0	0	0	0	0	0	0	0	0	0	0	0
3	92	Sophia Laundromat Inc.	0	0	0	0	0	0	0	0	0	0	0	0	0	0
3	85	Sorrento Restaurant	0	0	0	0	0	0	0	0	0	0	0	0	0	0
3	85	South Beach Cafe	0	0	0	0	0	0	2	0	0	0	0	0	0	0
3	74	Southside Community Land Trust	0	0	0	0	0	0	1	0	0	0	0	0	0	0
3	92	Specialty Cleansing Company	0	0	0	0	0	0	5	0	0	0	0	0	0	0
3	46	Spectrum Coatings Lab. Inc.	0	0	0	0	0	0	0	0	0	0	0	0	0	0
3	85	Speedy Pizza	0	0	0	0	0	0	0	0	0	0	0	0	0	0
3	60	Spotless Auto Spa, LLC	0	0	0	0	0	0	1	0	0	0	0	0	0	0
3	85	SR Management Group	0	0	0	0	0	0	0	0	0	0	0	0	0	0
3	86	SRC East Side LLC	0	0	0	0	0	0	0	0	0	0	0	0	0	0
3	86	SRC Providence, LLC	0	0	0	0	0	0	0	0	0	0	0	0	0	0
3	86	St. Patrick Academy	0	0	0	0	0	0	0	0	0	0	0	0	0	0
3	85	Starbucks	0	0	0	0	0	0	0	0	0	0	0	0	0	0
3	85	Starbucks (Financial Plaza)	0	0	0	0	0	0	0	0	0	0	0	0	0	0
3	85	Starbucks Coffee Company #7419	0	0	0	0	0	0	0	0	0	0	0	0	0	0
3	85	Starbucks Corporation	0	0	0	0	0	0	1	0	0	0	0	0	0	0
3	86	Steere House Nursing Center	0	0	0	0	0	0	0	0	0	0	0	0	0	0
3	92	Sterling Cleaners	0	0	0	0	0	0	0	0	0	0	0	0	0	0
3	94	Steven A. Sack, D.M.D	0	0	0	0	0	0	0	0	0	0	0	0	0	0
3	94	Steven W. Silverberg DDS	0	0	0	1	0	0	0	0	0	0	0	0	0	0
3	82	Stop & Shop Supermarket #703	0	0	0	1	0	0	0	0	0	0	0	0	0	0

USER CLASSIFICATION

- (1) Significant - Categorical
- (2) Significant - Non-Categorical
- (3) Non-Significant

Summary of Notices of Violation Issued
Field's Point - 2021

User Classification	Category	Company Name	Letter of Deficiency	Failure to Meet Standards (User, NBC, or Manhole Sample)	Report Not Signed	Failure to Submit Report (SMCR, Analyses, Certification, or pH)	Notice of pH Violations	Failure to Immediately Report Violation	Failure to Satisfy NBC Requirements	Average Limit Violation	Failure to Sample / Analyze all Parameters	Failure to Accurately Report Effluent Values	Failure to Report Pretreatment Equipment Failure	Discharge of Prohibited Material	Failure to Maintain Pretreatment System	Discharging without Permit
3	82	Stop & Shop Supermarket #722	0	1	0	1	0	0	0	0	0	0	0	0	0	0
3	82	Stop & Shop Supermarket #724	0	0	0	1	0	0	0	0	0	0	0	0	0	0
3	82	Stop & Shop Supermarket #725	0	0	0	1	0	0	0	0	0	0	0	0	0	0
3	85	Subway (Atwood Ave.)	0	0	0	0	0	0	0	0	0	0	0	0	0	0
3	85	Subway (Kennedy Plaza)	0	0	0	0	0	0	0	0	0	0	0	0	0	0
3	96	Sugarman-Sinai Memorial Chapel	0	0	0	0	0	0	0	0	0	0	0	0	0	0
3	92	Sun-Brite Laundromat	0	0	0	0	0	0	0	0	0	0	0	0	0	0
3	85	Sur La Table	0	0	0	0	0	0	0	0	0	0	0	0	0	0
3	85	Sura 153, Inc.	0	0	0	0	0	0	0	0	0	0	0	0	0	0
1	11	Surface Coatings, LLC	0	0	0	2	11	0	1	0	0	0	0	0	0	0
3	85	Sushi Cafe	0	0	0	0	0	0	0	0	0	0	0	0	0	0
3	97	Swan Point Cemetery	0	0	0	0	0	0	0	0	0	0	0	0	0	0
3	97	Swash Autowash, LLC	0	0	0	2	0	0	0	0	0	0	0	0	0	0
3	99	SWG Promotions, LLC	0	0	0	6	0	0	2	0	0	0	0	0	0	0
3	85	Sydney Providence LLC	0	0	0	0	0	0	0	0	0	0	0	0	0	0
3	85	T&T Donuts, Inc.	0	0	0	0	0	0	0	0	0	0	0	0	0	0
3	85	T&W Chinese Restaurant, Inc	0	0	0	0	0	0	0	0	0	0	0	0	0	0
3	85	T.J.N. Restaurant, Inc.	0	0	0	0	0	0	0	0	0	0	0	0	0	0
3	85	Taco Bell	0	0	0	0	0	0	0	0	0	0	0	0	0	0
3	85	Tallulah's Taqueria	0	0	0	0	0	0	0	0	0	0	0	0	0	0
3	85	Taste of India	0	0	0	0	0	0	0	0	0	0	0	0	0	0
3	85	Tavares, LLC	0	0	0	0	0	0	0	0	0	0	0	0	0	0
3	74	Tavolo	0	0	0	0	0	0	0	0	0	0	0	0	0	0
1	11	Technodic, Inc.	0	0	0	0	0	0	0	0	0	0	0	0	0	0
3	85	Tel-Aviv Cigar Bar & Grill LLC	0	0	0	0	0	0	0	0	0	0	0	0	0	0
3	82	Tenares Supermarket	0	0	0	9	0	0	0	0	0	0	0	0	0	0
3	46	Tercat Tool & Die Company, Inc.	0	0	0	0	0	0	0	0	0	0	0	0	0	0
3	85	Teriyaki House	0	0	0	0	0	0	0	0	0	0	0	0	0	0
2	40	Textron, Inc.	0	0	0	0	0	0	0	0	1	0	0	0	0	0
3	85	Thayer Street Scoops, LLC	0	0	0	0	0	0	0	0	0	0	0	0	0	0
3	85	The Abbey	0	0	0	2	0	0	0	0	0	0	0	0	0	0
3	85	The Ave Bar & Grill	0	0	0	0	0	0	0	0	0	0	0	0	0	0
3	85	The Birch Group, LLC	0	0	0	0	0	0	0	0	0	0	0	0	0	0
3	85	The Cadillac Lounge	0	0	0	0	0	0	0	0	0	0	0	0	0	0
3	85	The Cheesecake Factory Restaurants, Inc.	0	0	0	0	0	0	0	0	0	0	0	0	0	0
3	85	The Corporate Cafe'	0	0	0	0	0	0	0	0	0	0	0	0	0	0
3	71	The District	0	0	0	0	0	0	2	0	0	0	0	0	0	0
3	85	The Dorrance, LLC	0	0	0	0	0	0	0	0	0	0	0	0	0	0
3	81	The Family Cake, LLC	0	2	0	1	0	0	1	0	0	0	0	0	0	0
3	37	The Foundry Associates	0	0	0	1	0	0	0	0	0	0	0	0	0	0
3	86	The Genesis Center	0	0	0	0	0	0	0	0	0	0	0	0	0	0
3	85	The George	0	0	0	0	0	0	2	0	0	0	0	0	0	0
3	85	The Grande LLC	0	0	0	0	0	0	1	0	0	0	0	0	0	0
3	85	The Grange	0	0	0	0	0	0	0	0	0	0	0	0	0	0
3	34	The Industrious Spirit Company, LLC	0	0	0	1	0	0	0	0	0	0	0	0	0	0
3	92	The Laundry Club	0	0	0	0	0	0	0	0	0	0	0	0	0	0
3	85	The Merit, LLC	0	0	0	0	0	0	2	0	0	0	0	0	0	0
3	81	The Original Italian Bakery, Inc.	0	1	0	6	0	1	0	0	0	0	0	0	0	0
3	86	The Providence Center	0	0	0	0	0	0	0	0	0	0	0	0	0	0
3	86	The Providence Center	0	0	0	0	0	0	0	0	0	0	0	0	0	0
3	44	The Providence Mint, Inc.	0	0	0	2	0	0	0	0	0	0	0	0	0	0
3	86	The Providence School Department	0	0	0	0	0	0	0	0	0	0	0	0	0	0
3	85	The River Social	0	0	0	0	0	0	0	0	0	0	0	0	0	0
3	85	The Salted Slate	0	0	0	0	0	0	0	0	0	0	0	0	0	0

USER CLASSIFICATION

- (1) Significant - Categorical
- (2) Significant - Non-Categorical
- (3) Non-Significant

Summary of Notices of Violation Issued
Field's Point - 2021

User Classification	Category	Company Name	Letter of Deficiency	Failure to Meet Standards (User, NBC, or Manhole Sample)	Report Not Signed	Failure to Submit Report (SMCR, Analyses, Certification, or pH)	Notice of pH Violations	Failure to Immediately Report Violation	Failure to Satisfy NBC Requirements	Average Limit Violation	Failure to Sample / Analyze all Parameters	Failure to Accurately Report Effluent Values	Failure to Report Pretreatment Equipment Failure	Discharge of Prohibited Material	Failure to Maintain Pretreatment System	Discharging without Permit
3	85	The Sandwich Hut	0	0	0	0	0	0	0	0	0	0	0	0	0	0
3	85	The Sandwich Shop	0	0	0	0	0	0	0	0	0	0	0	0	0	0
3	86	The Sharpe Building	0	0	0	0	0	0	0	0	0	0	0	0	0	0
3	85	The Shop on Westminster	0	0	0	0	0	0	2	0	0	0	0	0	0	0
3	85	The Small Point Cafe	0	0	0	0	0	0	0	0	0	0	0	0	0	0
3	85	The Village, LLC	0	0	0	0	0	0	0	0	0	0	0	0	0	0
3	85	The Whiskey Republic	0	0	0	0	0	0	0	0	0	0	0	0	0	0
3	85	This Guy's Pizza	0	0	0	0	0	0	0	0	0	0	0	0	0	0
3	35	Thomas C. Slater Compassion Center	0	0	0	1	0	0	0	0	0	0	0	0	0	0
3	94	Thomas S Mulvey DDS LLC	0	0	0	1	0	0	0	0	0	0	0	0	0	0
3	85	Three Sisters, LLC	0	0	0	0	0	0	0	0	0	0	0	0	0	0
3	85	Tienda y Taqueria Puebla	0	0	0	0	0	0	0	0	0	0	0	0	0	0
3	86	Times 2 Incorporated	0	0	0	2	0	0	0	0	0	0	0	0	0	0
3	85	Toast and Eggs	0	0	0	0	0	0	0	0	0	0	0	0	0	0
3	85	Tokyo Restaurant	0	0	0	0	0	0	0	0	0	0	0	0	0	0
3	85	TOM FOOD LLC	0	0	0	0	0	0	0	0	0	0	0	0	0	0
3	85	Tommy's Pizza, Inc.	0	0	0	0	0	0	0	0	0	0	0	0	0	0
3	85	Tony's Colonial Food	0	0	0	0	0	0	0	0	0	0	0	0	0	0
3	41	Tool Craft Inc. / Ru-Mart Inc.	0	0	0	0	0	0	0	0	0	0	0	0	0	0
3	85	Tool Time	0	0	0	0	0	0	0	0	0	0	0	0	0	0
3	85	Top of the Hill LLC	0	0	0	0	0	0	2	0	0	0	0	0	0	0
3	85	Torg LLC	0	0	0	0	0	0	0	0	0	0	0	0	0	0
3	74	Tori Tomo	0	0	0	0	0	0	1	0	0	0	0	0	0	0
3	85	Toro	0	0	0	0	0	0	1	0	0	0	0	0	0	0
3	81	Tortilleria el Quetzal	0	0	0	2	0	0	4	0	0	0	0	0	0	0
3	27	Tower Manufacturing Corp.	0	0	0	0	0	0	0	0	0	0	0	0	0	0
3	92	Town Hall Laundromat	0	0	0	0	0	0	0	0	0	0	0	0	0	0
3	92	Town Laundry	0	0	0	0	0	0	0	0	0	0	0	0	0	0
3	84	Town of Johnston	0	0	0	0	0	0	0	0	0	0	0	0	0	0
3	86	Town of North Providence Mancini Center	0	0	0	0	0	0	0	0	0	0	0	0	0	0
3	86	TPG 100 Sabin Hotel, LLC	0	0	0	0	0	0	0	0	0	0	0	0	0	0
3	85	Trattoria Zooma	0	0	0	0	0	0	0	0	0	0	0	0	0	0
3	97	Travelers Auto Body, Inc.	0	0	0	1	0	0	0	0	0	0	0	0	0	0
3	85	Triad Pizza, Inc.	0	0	0	0	0	0	0	0	0	0	0	0	0	0
3	94	Tri-County Community Action	0	0	0	0	0	0	0	0	0	0	0	0	0	0
1	11	Tri-Jay Company	0	2	0	0	10	1	0	0	0	0	0	0	0	0
3	85	Trinity Brewhouse	0	0	0	0	0	0	0	0	0	0	0	0	0	0
3	85	Trinity Management Co., LLC	0	0	0	0	0	0	0	0	0	0	0	0	0	0
3	85	Tropical Smoothie Café - Mineral Spring Ave.	0	0	0	0	0	0	0	0	0	0	0	0	0	0
3	71	Tropical Smoothie Café - Waterman Street	0	0	0	0	0	0	0	0	0	0	0	0	0	0
3	85	True Bagels	0	0	0	0	0	0	1	0	0	0	0	0	0	0
3	85	True Bagels Inc.	0	0	0	0	0	0	0	0	0	0	0	0	0	0
3	85	True Bagels, Inc.	0	0	0	0	0	0	0	0	0	0	0	0	0	0
3	97	True Blue Car Wash	0	0	0	8	0	0	0	0	0	0	0	0	0	0
3	97	True Blue Carwash	0	0	0	9	0	0	0	0	0	0	0	0	0	0
3	85	Twin's Pizza, Inc.	0	0	0	0	0	0	0	0	0	0	0	0	0	0
3	85	Two 88	0	0	0	0	0	0	0	0	0	0	0	0	0	0
3	27	U.S. Postal Service - P&DC	0	1	0	0	1	0	0	0	0	0	0	0	0	0
3	86	UCAP	0	0	0	0	0	0	0	0	0	0	0	0	0	0
3	85	UMelt Weybosset, Inc.	0	0	0	0	0	0	0	0	0	0	0	0	0	0
3	85	Uncle Tonys Pizza and Pasta	0	0	0	0	0	0	0	0	0	0	0	0	0	0
3	85	Underground Billiards, LLC	0	0	0	0	0	0	0	0	0	0	0	0	0	0
1	11	Unique Plating Company	0	0	0	1	1	0	0	0	0	0	0	0	0	0
3	37	United States Postal Service - Providence VMF	0	0	0	0	0	0	0	0	0	0	0	0	0	0

USER CLASSIFICATION

- (1) Significant - Categorical
- (2) Significant - Non-Categorical
- (3) Non-Significant

Summary of Notices of Violation Issued
Field's Point - 2021

User Classification	Category	Company Name	Letter of Deficiency	Failure to Meet Standards (User, NBC, or Manhole Sample)	Report Not Signed	Failure to Submit Report (SMCR, Analyses, Certification, or pH)	Notice of pH Violations	Failure to Immediately Report Violation	Failure to Satisfy NBC Requirements	Average Limit Violation	Failure to Sample / Analyze all Parameters	Failure to Accurately Report Effluent Values	Failure to Report Pretreatment Equipment Failure	Discharge of Prohibited Material	Failure to Maintain Pretreatment System	Discharging without Permit
2	22	Univar Solutions USA, Inc.	0	0	0	0	0	0	0	0	0	0	0	0	0	0
1	11	Universal Plating Company, Inc.	0	0	0	18	6	0	0	0	0	0	0	0	0	0
3	95	University of Rhode Island- Shepard Bldg	0	0	0	0	0	0	1	0	0	0	0	0	0	0
3	85	Uno Of Providence, Inc.	0	0	0	0	0	0	0	0	0	0	0	0	0	0
3	71	Uptown Auto Spa	0	0	0	0	0	0	0	0	0	0	0	0	0	0
3	82	Urban Greens	0	3	0	11	0	3	7	0	0	0	0	0	0	0
3	85	UTGR, Inc.	0	0	0	0	0	0	0	0	0	0	0	0	0	0
3	71	Value Place Providence, LLC	0	0	0	0	0	0	0	0	0	0	0	0	0	0
3	85	Vaseleo's	0	0	0	0	0	0	0	0	0	0	0	0	0	0
3	85	Vasilios Pizza	0	0	0	0	0	0	0	0	0	0	0	0	0	0
3	60	VAZ Construction, LLC	0	0	0	0	0	0	0	0	0	0	0	0	0	0
3	86	Veazie Street School	0	0	0	0	0	0	0	0	0	0	0	0	0	0
3	85	Veggie Fun	0	0	0	0	0	0	0	0	0	0	0	0	0	0
3	85	Venda Ravioli - DePasquale	0	0	0	0	0	0	0	0	0	0	0	0	0	0
3	81	Venda Ravioli - Royal Little Drive	0	0	0	1	0	0	0	0	0	0	0	0	0	0
3	85	Venda Ravioli Inc. - 271 Atwells Avenue	0	0	0	0	0	0	0	0	0	0	0	0	0	0
3	95	Verichem Laboratories, Inc.	0	0	0	0	0	0	0	0	0	0	0	0	0	0
3	27	Verizon	0	0	0	0	0	0	0	0	0	0	0	0	0	0
3	85	Villa Italian Kitchen	0	0	0	0	0	0	0	0	0	0	0	0	0	0
3	81	Virginia & Spanish Peanut Co.	0	0	0	0	0	0	0	0	0	0	0	0	0	0
3	85	Viva Mexico Cantina	0	0	0	0	0	0	2	0	0	0	0	0	0	0
3	85	Vivi Bubble Tea, Inc.	0	0	0	0	0	0	0	0	0	0	0	0	0	0
3	85	Vivi Bubble Tea, Inc.	0	0	0	0	0	0	0	0	0	0	0	0	0	0
3	82	V-Mart	0	0	0	2	0	0	0	0	0	0	0	0	0	0
3	85	Waffle	0	0	0	0	0	0	0	0	0	0	0	0	0	0
3	85	Walach Enterprises Providence, LLC	0	0	0	0	0	0	0	0	0	0	0	0	0	0
3	97	Walsh's Auto Body and Sales, Inc.	0	0	0	0	0	0	0	0	0	0	0	0	0	0
3	85	Warara	1	0	0	0	0	0	0	0	0	0	0	0	0	0
3	81	Warwick Poultry Company Inc.	0	0	0	0	0	0	0	0	0	0	0	0	0	0
3	97	Waterfire Providence	0	0	0	0	0	0	0	0	1	0	0	0	0	0
3	85	Waterman Grill, LLC	0	0	0	0	0	0	0	0	0	0	0	0	0	0
3	92	Waterman Laundromat	0	0	0	0	0	0	0	0	0	0	0	0	0	0
3	86	Webster Avenue School	0	0	0	0	0	0	1	0	0	0	0	0	0	0
3	85	Wendys	0	0	0	0	0	0	0	0	0	0	0	0	0	0
3	85	Wendy's International, Inc. (Charles)	0	0	0	0	0	0	0	0	0	0	0	0	0	0
3	85	Wendy's International, Inc. (Eddy)	0	0	0	0	0	0	0	0	0	0	0	0	0	0
3	85	Wendy's International, Inc. (Manton)	0	0	0	0	0	0	0	0	0	0	0	0	0	0
3	85	Weng and Jiang LLC	0	0	0	0	0	0	0	0	0	0	0	0	0	0
3	85	Wes' Rib House	0	0	0	0	0	0	0	0	0	0	0	0	0	0
3	85	West Fountain, LLC	0	0	0	0	0	0	6	0	0	0	0	0	0	0
3	85	West River Cafe, LLC	0	0	0	0	0	0	0	0	0	0	0	0	0	0
3	95	West River Endoscopy	0	0	0	0	0	0	0	0	0	0	0	0	0	0
3	85	West Side Diner	0	0	0	0	0	0	0	0	0	0	0	0	0	0
3	86	Weybosset Hotel LLC	0	0	0	0	0	0	0	0	0	0	0	0	0	0
3	85	Whatts, LLC	0	0	0	0	0	0	2	0	0	0	0	0	0	0
3	85	Whisk, LLC	0	0	0	0	0	0	0	0	0	0	0	0	0	0
3	85	White Niagara LLC	0	0	0	0	0	0	0	0	0	0	0	0	0	0
3	82	Whole Foods Market Group, Inc.	0	0	0	0	0	0	0	0	0	0	0	0	0	0
3	82	Whole Foods Market, Inc.	0	0	0	1	0	0	3	0	0	0	0	0	0	0
3	86	Whytebrook Retirement Investors, LLC	0	0	0	0	0	0	1	0	0	0	0	0	0	0
3	85	Wicked Fresh Cafe	0	0	0	0	0	0	1	0	0	0	0	0	0	0
3	85	Wine & Cheese	0	0	0	0	0	0	0	0	0	0	0	0	0	0
3	85	Wings on 5	0	0	0	0	0	0	0	0	0	0	0	0	0	0
3	85	Wise Guys Deli	0	0	0	0	0	0	0	0	0	0	0	0	0	0

USER CLASSIFICATION

- (1) Significant - Categorical
- (2) Significant - Non-Categorical
- (3) Non-Significant

Summary of Notices of Violation Issued
Field's Point - 2021

User Classification	Category	Company Name	Letter of Deficiency	Failure to Meet Standards (User, NBC, or Manhole Sample)	Report Not Signed	Failure to Submit Report (SMCR, Analyses, Certification, or pH)	Notice of pH Violations	Failure to Immediately Report Violation	Failure to Satisfy NBC Requirements	Average Limit Violation	Failure to Sample / Analyze all Parameters	Failure to Accurately Report Effluent Values	Failure to Report Pretreatment Equipment Failure	Discharge of Prohibited Material	Failure to Maintain Pretreatment System	Discharging without Permit
3	90	Women & Infants' Hospital	0	0	0	0	0	0	0	0	0	0	0	0	0	0
3	95	Women and Infants-Kilguss Lab	0	0	0	0	0	0	0	0	0	0	0	0	0	0
3	85	Wong's Kitchen	1	0	0	0	0	0	0	0	0	0	0	0	0	0
3	41	WVCB	0	0	0	2	0	0	0	0	0	0	0	0	0	0
3	49	Ximedica	0	0	0	0	0	0	0	0	0	0	0	0	0	0
3	85	Y Noodle, LLC	0	0	0	0	0	0	6	0	0	0	0	0	0	2
3	89	Yacht Club Beverages	0	0	0	1	0	0	1	0	0	0	0	0	0	0
3	85	YAD International LLC	0	0	0	0	0	0	0	0	0	0	0	0	0	0
3	85	Yang's Restaurant	0	0	0	0	0	0	0	0	0	0	0	0	0	0
3	85	Yan's Cuisine	0	0	0	0	0	0	2	0	0	0	0	0	0	0
3	85	Yawalux Corporation	0	0	0	0	0	0	1	0	0	0	0	0	0	0
3	85	YLD Management Inc	0	0	0	0	0	0	1	0	0	0	0	0	0	0
3	89	YMCA East Side/Mount Hope	0	0	0	0	0	0	0	0	0	0	0	0	0	0
3	71	Yummy Tokyo	0	0	0	0	0	0	0	0	0	0	0	0	0	0
3	85	Zale Hospitality, Inc.	0	0	0	0	0	0	1	0	0	0	0	0	0	0
3	85	Zayas Solutions, LLC	0	0	0	0	0	0	0	0	0	0	0	0	0	0
3	85	Zona Lounge	0	0	0	0	0	0	0	0	0	0	0	0	0	0
3	85	Zorba's Pizza and Pub	0	0	0	0	0	0	0	0	0	0	0	0	0	0

USER CLASSIFICATION

- (1) Significant - Categorical
- (2) Significant - Non-Categorical
- (3) Non-Significant

***SUMMARY OF NOTICE OF
VIOLATION LETTERS ISSUED***

BUCKLIN POINT

Summary of Notices of Violation Issued
Bucklin Point - 2021

User Classification	Category	Company Name	Letter of Deficiency	Failure to Meet Standards (User, NBC, or Manhole Sample)	Report Not Signed	Failure to Submit Report (SMCR, Analyses, Certifications, or pH)	Notice of pH Violations	Failure to Immediately Report Violation	Failure to Satisfy NBC Requirements	Average Limit Violation	Failure to Sample / Analyze all Parameters	Failure to Accurately Report Effluent Values	Failure to Report Pretreatment Equipment Failure	Discharge of Prohibited Material	Failure to Maintain Pretreatment System	Discharging without Permit
3	86	10 Old Dominion Operations, LLC	0	0	0	0	0	0	0	0	0	0	0	0	0	0
3	85	10 Rocks Lounge & Tapas, LLC	0	0	0	0	0	0	0	0	0	0	0	0	0	0
3	86	100 Chambers Street Operations, LLC	0	0	0	0	0	0	0	0	0	0	0	0	0	0
3	85	141 Corporation	0	0	0	0	0	0	0	0	0	0	0	0	0	0
3	85	1537 Corporation	0	0	0	0	0	0	0	0	0	0	0	0	0	0
3	81	3 Flags Bakery	0	1	1	7	0	1	3	0	0	0	0	0	0	0
3	74	574 Restaurant & Hookah Lounge	0	0	0	0	0	0	0	0	0	0	0	0	0	0
3	86	593 Mineral Spring Avenue Associates, LLC	0	0	0	0	0	0	0	0	0	0	0	0	0	0
3	85	7-Eleven Inc.	0	0	0	0	0	0	0	0	0	0	0	0	0	0
2	25	9W Halo OpCo L.P.	0	0	0	4	8	0	0	0	0	0	0	0	0	0
3	85	A & M Bakery	0	0	0	0	0	0	0	0	0	0	0	0	0	0
3	85	A.E.E. Inc.	0	0	0	0	0	0	0	0	0	0	0	0	0	0
3	74	A.G. Dental & Implant Center	0	0	0	0	0	0	1	0	0	0	0	0	0	0
3	85	A+J Enterprises, LLC	0	0	0	0	0	0	0	0	0	0	0	0	0	0
3	80	ABM Enterprises LLC	0	0	0	0	0	0	0	0	0	0	0	0	0	0
1	11	Accent Plating Company	0	1	0	10	0	0	0	0	0	0	0	0	0	0
3	27	Accu-Care Supply	0	0	0	0	0	0	0	0	0	0	0	0	0	0
3	35	ACS Industries, Inc.	0	0	0	1	0	0	0	0	0	0	0	0	0	0
3	85	Adelina Productions Inc.	0	0	0	0	0	0	0	0	0	0	0	0	0	0
3	42	Agar Machining & Welding, Inc.	0	0	0	0	0	0	0	0	0	0	0	0	0	0
3	86	Agnes E. Little Elementary School	0	0	0	0	0	0	0	0	0	0	0	0	0	0
3	85	Ahmad Pizza, LLC	0	0	0	0	0	0	0	0	0	0	0	0	0	0
3	42	Air Filtration Systems	0	0	0	2	0	0	0	0	0	0	0	0	0	0
3	85	Aladdin Club	0	0	0	0	0	0	0	0	0	0	0	0	0	0
3	85	All Day Physique	0	0	0	0	0	0	1	0	0	0	0	0	0	0
3	99	Allstate Restaurant Equipment	0	0	0	1	0	0	0	0	0	0	0	0	0	0
3	81	Alves and Sons Bakery	0	0	0	1	0	0	0	0	0	0	0	0	0	0
3	85	Amanda's Kitchen	0	0	0	0	0	0	4	0	0	0	0	0	0	0
3	53	Amica Mutual Insurance Co. - 10	0	0	0	0	0	0	0	0	0	0	0	0	0	0
3	37	Amica Mutual Insurance Co. - 25	0	0	0	0	0	0	0	0	0	0	0	0	0	0
3	53	Amica Mutual Insurance Co. - 50	0	0	0	0	0	0	0	0	0	0	0	0	0	0
3	86	Amica Mutual Insurance Co.-100	0	0	0	0	0	0	0	0	0	0	0	0	0	0
3	85	Ampex Brands Pizza of NE, Inc.	0	0	0	0	0	0	0	0	0	0	0	0	0	0
3	60	Am-Source	0	0	0	0	0	0	1	0	0	0	0	0	0	0
3	85	Andrew's Bistro	0	0	0	0	0	0	0	0	0	0	0	0	0	0
3	85	Angelo's Pizza, Inc.	0	0	0	0	0	0	0	0	0	0	0	0	0	0
3	92	Anjos Enterprises, Inc.	0	0	0	0	0	0	0	0	0	0	0	0	0	0
3	85	Antonio's Cafe	0	0	0	0	0	0	0	0	0	0	0	0	0	0
3	85	APBVP, Inc.	0	0	0	0	0	0	0	0	0	0	0	0	0	0
3	85	Apna Bazar, LLC	0	0	0	0	0	0	0	0	0	0	0	0	0	0
3	85	Apple Valley Kenco, Inc.	1	0	0	0	0	0	0	0	0	0	0	0	0	0
3	95	ARA-Rhode Island Dialysis, LLC.	0	0	0	0	0	0	0	0	0	0	0	0	0	0
3	85	Arigna Irish Pub & Coal Fire Pizza	0	0	0	0	0	0	0	0	0	0	0	0	0	0
3	85	ARJK, Inc.	0	0	0	0	0	0	0	0	0	0	0	0	0	0
3	82	Armando & Sons Meat Market	0	0	0	9	0	0	0	0	0	0	0	0	0	0
3	85	Armistice Pizzeria LLC	0	0	0	0	0	0	0	0	0	0	0	0	0	0
3	51	ArtVac Corporation	0	0	0	0	0	0	0	0	0	0	0	0	0	0
3	85	Asia Restaurants, Inc.	0	0	0	0	0	0	3	0	0	0	0	0	0	0
2	32	Aspen Aerogels Rhode Island, LLC	1	19	0	0	5	1	1	0	1	0	0	0	0	0
3	85	Atrium on Main	0	0	0	0	0	0	0	0	0	0	0	0	0	0
3	42	Auto Parts Group Southwest LLC	0	0	0	0	0	0	0	0	0	0	0	0	0	0
3	85	Avenue N American Kitchen	0	0	0	0	0	0	0	0	0	0	0	0	0	0
3	85	Azalea's Asian Cuisine	0	0	0	0	0	0	1	0	0	0	0	0	0	0
3	85	B&M Clambake Company	0	0	0	0	0	0	0	0	0	0	0	0	0	0
3	81	Bachini's Bakery	0	0	0	2	0	0	0	0	0	0	0	0	0	0

USER CLASSIFICATION
(1) Significant - Categorical
(2) Significant - Non-Categorical
(3) Non-Significant

Summary of Notices of Violation Issued
Bucklin Point - 2021

User Classification	Category	Company Name	Letter of Deficiency	Failure to Meet Standards (User, NBC, or Manhole Sample)	Report Not Signed	Failure to Submit Report (SMCR, Analyses, Certifications, or pH)	Notice of pH Violations	Failure to Immediately Report Violation	Failure to Satisfy NBC Requirements	Average Limit Violation	Failure to Sample / Analyze all Parameters	Failure to Accurately Report Effluent Values	Failure to Report Pretreatment Equipment Failure	Discharge of Prohibited Material	Failure to Maintain Pretreatment System	Discharging without Permit
3	85	Baja's Mexican Grill	0	0	0	0	0	0	0	0	0	0	0	0	0	0
3	85	Bake My Day- Broad Street	0	0	0	0	0	0	0	0	0	0	0	0	0	0
3	85	Banai Bro of Lincoln LLC	0	0	0	0	0	0	0	0	0	0	0	0	0	0
3	86	Bank of America	0	0	0	2	0	0	0	0	0	0	0	0	0	0
3	35	Barentz NA, LLC	0	0	0	0	0	0	1	0	0	0	0	0	0	0
3	94	Benedict J. Ingegneri Jr. DMD PC Inc.	0	0	0	1	0	0	0	0	0	0	0	0	0	0
3	21	Bernardo Manufacturing	0	0	0	0	0	0	0	0	0	0	0	0	0	0
3	85	Best Eastern Chinese Restaurant	0	0	0	0	0	0	0	0	0	0	0	0	0	0
1	11	BEST Engineered Surface Technologies, LLC	2	1	0	8	1	0	1	0	1	0	0	0	0	0
3	94	Blackstone Dental	0	0	0	1	0	0	0	0	0	0	0	0	0	0
3	85	Blackstone Donuts	0	0	0	0	0	0	0	0	0	0	0	0	0	0
3	85	Blackstone Donuts, Inc.	0	0	0	0	0	0	0	0	0	0	0	0	0	0
3	86	Blackstone Health	0	0	0	0	0	0	0	0	0	0	0	0	0	0
3	81	Blackstone Market	0	0	0	5	0	0	0	0	0	0	0	0	0	0
3	74	Blackstone River Cafe	0	0	0	0	0	0	0	0	0	0	0	0	0	0
3	86	Blackstone Valley Assisted Living	0	0	0	0	0	0	0	0	0	0	0	0	0	0
3	94	Blackstone Valley Community Health	0	0	0	0	0	0	0	0	0	0	0	0	0	0
3	94	Blackstone Valley Community Healthcare	0	0	0	1	0	0	0	0	0	0	0	0	0	0
3	86	Blackstone Valley Preparatory High School	0	0	0	0	0	0	0	0	0	0	0	0	0	0
1	11	Bliss Manufacturing Co., Inc.	0	4	0	3	0	0	0	0	0	0	0	0	0	0
3	85	BLP Inc.	0	0	0	0	0	0	0	0	0	0	0	0	0	0
3	80	Blue Line Septic, LLC	0	0	0	0	0	0	2	0	0	0	0	0	0	0
3	34	Boot Black	0	0	0	2	0	0	0	0	0	0	0	0	0	0
3	85	Boston House of Pizza	0	0	0	0	0	0	0	0	0	0	0	0	0	0
3	86	Boys and Girls Club of Northern Rhode Island	0	0	0	0	0	0	0	0	0	0	0	0	0	0
3	86	Boys and Girls Club of Pawtucket	0	0	0	0	0	0	0	0	0	0	0	0	0	0
3	74	Brandt Hospitality	0	0	0	0	0	0	0	0	0	0	0	0	0	0
3	85	Brava Restaurant & Bar, Inc.	0	0	0	0	0	0	0	0	0	0	0	0	0	0
3	85	Breakneck Food Corp.	0	0	0	0	0	0	0	0	0	0	0	0	0	0
3	74	Brinker International, Inc.	0	0	0	0	0	0	0	0	0	0	0	0	0	0
3	97	Broadway Car Wash	0	0	0	0	0	0	0	0	0	0	0	0	0	0
3	85	Broadway Diner	0	0	0	0	0	0	1	0	0	0	0	0	0	0
3	85	Broadway Pizza	0	0	0	0	0	0	0	0	0	0	0	0	0	0
3	81	BTP LLC	0	0	0	1	0	0	0	0	0	0	0	0	0	0
3	85	BTP LLC (Newman Ave)	0	0	0	0	0	0	0	0	0	0	0	0	0	0
3	97	Bubble Room Car Wash, Inc.	0	0	0	0	0	0	0	0	0	0	0	0	0	0
3	92	Bubble Wash	0	0	0	0	0	0	0	0	0	0	0	0	0	0
3	86	Buffalo Lincoln Associates, LLC	0	0	0	0	0	0	0	0	0	0	0	0	0	0
3	85	Buford's Family Restaurant	0	0	0	0	0	0	0	0	0	0	0	0	0	0
3	42	Bullard Abrasives Inc	0	0	0	1	0	0	0	0	0	0	0	0	0	0
3	94	Burton M. Ogata, D.M.D	0	0	0	0	0	0	0	0	0	0	0	0	0	0
3	97	C & P Enterprises	0	0	0	13	0	0	0	0	0	0	0	0	0	0
3	74	Cafe Colombia	0	0	0	0	0	0	0	0	0	0	0	0	0	0
3	81	Calise & Sons Bakery	0	0	0	1	0	0	0	0	0	0	0	0	0	0
3	37	CAMRAC, LLC	0	0	0	1	0	0	0	0	0	0	0	0	0	0
3	85	Canton Wok	0	0	0	0	0	0	0	0	0	0	0	0	0	0
3	52	Care New England Health System	0	0	0	0	0	0	0	0	0	0	0	0	0	0
3	42	Carlisle Harcast, LLC	0	0	0	0	0	0	0	0	0	0	0	0	0	0
3	81	Catanzaros Food Products, Inc.	0	2	0	1	0	2	0	0	0	0	0	0	0	0
3	34	Cave, LLC	0	0	0	1	0	0	2	0	0	0	0	0	0	0
2	40	CBNA Barletta Phase IIIA CSO JV	1	5	0	1	2	0	0	0	0	0	0	0	0	0
3	85	Celtic Pub, Inc.	0	0	0	0	0	0	0	0	0	0	0	0	0	0
3	59	Central Auto Radiator, Inc.	0	0	0	7	0	0	0	0	0	0	0	0	0	0
3	86	Central Falls Detention Facility Corp.	0	0	0	1	0	0	0	0	0	0	0	0	0	0
3	81	Central Falls Provision Co.	0	1	0	0	0	0	0	0	1	0	0	0	0	0

USER CLASSIFICATION
(1) Significant - Categorical
(2) Significant - Non-Categorical
(3) Non-Significant

Summary of Notices of Violation Issued
Bucklin Point - 2021

User Classification	Category	Company Name	Letter of Deficiency	Failure to Meet Standards (User, NBC, or Manhole Sample)	Report Not Signed	Failure to Submit Report (SMCR, Analyses, Certifications, or pH)	Notice of pH Violations	Failure to Immediately Report Violation	Failure to Satisfy NBC Requirements	Average Limit Violation	Failure to Sample / Analyze all Parameters	Failure to Accurately Report Effluent Values	Failure to Report Pretreatment Equipment Failure	Discharge of Prohibited Material	Failure to Maintain Pretreatment System	Discharging without Permit
3	92	Central Laundry Inc.	0	0	0	0	0	0	0	0	0	0	0	0	0	0
3	85	Century Best Pizza and More, LLC	0	0	0	0	0	0	0	0	0	0	0	0	0	0
3	96	Charles Coelho Funeral Home	0	0	0	0	0	0	0	0	0	0	0	0	0	0
3	86	Charles E. Shea High School	0	0	0	0	0	0	0	0	0	0	0	0	0	0
3	85	Chelo's Restaurant	0	0	0	0	0	0	2	0	0	0	0	0	0	0
1	11	Chemart Company	0	0	0	0	0	0	1	0	1	0	0	0	0	0
3	81	Chi Foods, LLC	0	0	0	0	0	0	0	0	0	0	0	0	0	0
3	85	China House	0	0	0	0	0	0	2	0	0	0	0	0	0	0
3	85	Chipotle	0	0	0	0	0	0	0	0	0	0	0	0	0	0
3	85	Cinemaworld	0	0	0	0	0	0	0	0	0	0	0	0	0	0
2	25	Cintas Corporation	1	0	0	0	0	1	0	1	1	0	0	1	0	0
3	71	Citizen Wing	0	0	0	0	0	0	0	0	0	0	0	0	0	0
3	37	City of Pawtucket - Public Works	0	1	0	1	0	1	0	0	0	0	0	0	0	0
3	92	Cityline Laundry	0	0	0	0	0	0	0	0	0	0	0	0	0	0
3	99	Classsick Custom	0	0	0	0	0	0	0	0	0	0	0	0	0	0
3	85	Club Sport Uniao Madeirence	0	0	0	0	0	0	2	0	0	0	0	0	0	0
3	85	Clube Social Portuguese, Inc.	0	0	0	0	0	0	0	0	0	0	0	0	0	0
3	81	Cod and Olive (name changed to Bacalao Enterp.)	0	0	0	0	0	0	1	0	0	0	0	0	0	0
3	80	Coia Sanitation Services	0	0	0	0	0	0	0	0	0	0	0	0	0	0
3	92	Coin-OP	0	0	0	0	0	0	0	0	0	0	0	0	0	0
3	97	Colbea Enterprises LLC	0	0	0	1	0	0	1	0	0	0	0	0	0	0
3	85	COLM123, LLC	0	0	0	0	0	0	0	0	0	0	0	0	0	0
3	81	Colonial Bakery	0	0	0	11	0	0	6	0	0	0	0	0	0	0
3	94	Comfort Dental II	0	0	0	1	0	0	0	0	0	0	0	0	0	0
3	22	Commonwealth Soap and Toiletries	0	0	0	0	0	0	1	0	0	0	0	0	0	0
3	99	Compassionate Care Veterinary Clinic	0	0	0	0	0	0	0	0	0	0	0	0	0	0
3	40	Conopco, Inc. (Site #1)	0	0	0	1	0	0	0	0	0	0	0	0	0	0
3	42	Conrad-Jarvis Corp.	0	0	0	0	0	0	0	0	0	0	0	0	0	0
3	35	Continental Plastics & Packaging	0	0	0	2	0	0	0	0	0	0	0	0	0	0
3	99	Cool Air Creations Inc.	0	0	0	0	0	0	0	0	0	0	0	0	0	0
3	53	Cooley, Incorporated	0	0	0	0	0	0	0	0	0	0	0	0	0	0
3	85	Costa del Sol Restaurant	0	0	0	0	0	0	0	0	0	0	0	0	0	0
3	96	Costigan - O'Neill Funeral Home	0	0	0	0	0	0	0	0	0	0	0	0	0	0
3	85	Cottage Street Donuts	0	0	0	0	0	0	0	0	0	0	0	0	0	0
3	85	Country Lounge Inc.	0	0	0	0	0	0	0	0	0	0	0	0	0	0
3	27	Cox Communications, Inc. - BP Vault	0	0	0	0	0	0	2	0	0	0	0	0	0	0
3	85	Craft B&B, LLC	0	0	0	0	0	0	0	0	0	0	0	0	0	0
3	85	Crazy Pizza	0	0	0	0	0	0	0	0	0	0	0	0	0	0
3	42	Creative Stone Countertops Inc.	0	0	0	0	0	0	0	0	0	0	0	0	0	0
3	52	Crest Manufacturing Company	0	0	0	0	0	0	0	0	0	0	0	0	0	0
3	85	CRMG Lincoln, Inc.	1	0	0	0	0	0	0	0	0	0	0	0	0	0
3	36	Crooked Current Brewery	0	0	0	0	0	0	4	0	0	0	0	0	0	0
3	97	Crown Collision Center	0	0	0	5	0	0	0	0	0	0	0	0	0	0
3	85	Cuisine Del Mar	0	0	0	0	0	0	0	0	0	0	0	0	0	0
3	86	Cumberland Public Schools	0	0	0	0	0	0	0	0	0	0	0	0	0	0
3	94	Cumberland Dental	0	0	0	0	0	0	0	0	0	0	0	0	0	0
3	85	Cumberland Farms	0	0	0	0	0	0	0	0	0	0	0	0	0	0
3	85	Cumberland Farms	0	0	0	0	0	0	0	0	0	0	0	0	0	0
3	71	Cumberland Farms, Inc.	0	0	0	0	0	0	0	0	0	0	0	0	0	0
3	86	Cumberland High School	0	0	0	0	0	0	0	0	0	0	0	0	0	0
3	85	Cumberland House of Pizza	0	0	0	0	0	0	0	0	0	0	0	0	0	0
3	86	Cumberland Public Schools	0	0	0	0	0	0	0	0	0	0	0	0	0	0
3	74	Cumberland Public Works Garage	0	0	0	0	0	0	0	0	0	0	0	0	0	0
3	86	CVS Caremark Corp. (200 Highland Drive)	0	0	0	0	0	0	0	0	0	0	0	0	0	0
3	86	CVS Pharmacy, Inc.	0	0	0	0	0	0	0	0	0	0	0	0	0	0

USER CLASSIFICATION
(1) Significant - Categorical
(2) Significant - Non-Categorical
(3) Non-Significant

Summary of Notices of Violation Issued
Bucklin Point - 2021

User Classification	Category	Company Name	Letter of Deficiency	Failure to Meet Standards (User, NBC, or Manhole Sample)	Report Not Signed	Failure to Submit Report (SMCR, Analyses, Certifications, or pH)	Notice of pH Violations	Failure to Immediately Report Violation	Failure to Satisfy NBC Requirements	Average Limit Violation	Failure to Sample / Analyze all Parameters	Failure to Accurately Report Effluent Values	Failure to Report Pretreatment Equipment Failure	Discharge of Prohibited Material	Failure to Maintain Pretreatment System	Discharging without Permit
3	85	CW Lanes and Games	0	0	0	0	0	0	0	0	0	0	0	0	0	0
3	85	D.J. Providence Co., LLC	0	0	0	0	0	0	0	0	0	0	0	0	0	0
3	89	Daijohs U.S.A. Inc.	0	0	0	0	0	0	0	0	0	0	0	0	0	0
3	86	Darlington Assisted Living Center	0	0	0	0	0	0	1	0	0	0	0	0	0	0
3	96	Darlington Mortuary of L. Heroux & Son,	0	0	0	0	0	0	0	0	0	0	0	0	0	0
3	85	Davenport Restaurant	0	0	0	0	0	0	0	0	0	0	0	0	0	0
3	85	Davenport's Bar & Grille	0	0	0	0	0	0	0	0	0	0	0	0	0	0
3	82	Dave's Marketplace	0	0	0	0	0	0	0	0	0	0	0	0	0	0
3	35	David London and Company	0	0	0	0	0	0	0	0	0	0	0	0	0	0
3	97	Dean Auto Collision Center	0	0	0	2	0	0	0	0	0	0	0	0	0	0
1	14	Denison Pharmaceuticals, LLC	0	0	0	1	0	0	0	0	1	0	0	0	0	0
3	94	Dental Associates of Cumberland, Inc.	0	0	0	1	0	0	1	0	0	0	0	0	0	0
3	94	Dental Group of Pawtucket	0	0	0	3	0	0	0	0	0	0	0	0	0	0
3	94	Dental Solutions	0	0	0	0	0	0	0	0	0	0	0	0	0	0
3	97	Dexter Car Wash, Inc.	0	0	0	0	0	0	1	0	0	0	0	0	0	0
3	92	Dexter Laundromat, Inc.	0	0	0	0	0	0	0	0	0	0	0	0	0	0
3	92	Dexter Street South Laundry Corp.	0	0	0	0	0	0	0	0	0	0	0	0	0	0
3	81	DG Cafe & Bakery	0	2	0	0	0	0	1	0	0	0	0	0	0	0
3	92	Diamond Cleaners, Inc.	0	0	0	0	0	0	0	0	0	0	0	0	0	0
3	94	Diamond Hill Dental & Associates	0	0	0	0	0	0	0	0	0	0	0	0	0	0
3	85	Diene Group LLC	0	0	0	0	0	0	0	0	0	0	0	0	0	0
3	80	Diffley & Daughters Septic	0	0	0	0	0	0	0	0	0	0	0	0	0	0
3	94	Dimitri Ganim, DDS	0	0	0	0	0	0	0	0	0	0	0	0	0	0
3	85	DJ Providence Co., LLC	0	0	0	0	0	0	0	0	0	0	0	0	0	0
3	81	Dominican Market	0	0	0	0	0	0	2	0	0	0	0	0	0	0
3	85	Don's Lunch	0	0	0	0	0	0	2	0	0	0	0	0	0	0
3	85	Dooley, LLC	0	0	0	0	0	0	0	0	0	0	0	0	0	0
3	85	Double Dragon	0	0	0	0	0	0	0	0	0	0	0	0	0	0
3	94	Dr. Anita N. Vasvani, D.M.D.	0	0	0	1	0	0	0	0	0	0	0	0	0	0
3	86	Dr. Earl F. Calcutt Middle School	0	0	0	0	0	0	1	0	0	0	0	0	0	0
3	94	Drs. Ward and Vaudry	0	0	0	1	0	0	0	0	0	0	0	0	0	0
3	85	Duffey Enterprises, Inc.	1	0	0	0	0	0	0	0	0	0	0	0	0	0
3	85	Dunkin Donuts - Central Avenue	0	0	0	0	0	0	0	0	0	0	0	0	0	0
3	85	Dunkin Donuts - Cumberland	0	0	0	0	0	0	1	0	0	0	0	0	0	0
3	85	Dunkin Donuts - Taunton Ave.	0	0	0	0	0	0	0	0	0	0	0	0	0	0
3	85	Dunkin Donuts-Broad Street	0	0	0	0	0	0	0	0	0	0	0	0	0	0
3	85	Dunkin Donuts-George Washington Highway	0	0	0	0	0	0	0	0	0	0	0	0	0	0
3	97	Dupuis Oil	0	0	0	2	0	0	0	0	0	0	0	0	0	0
3	85	Dwaraka Foods LLC	0	0	0	0	0	0	0	0	0	0	0	0	0	0
3	71	Dynamic Packaging LLC	0	0	0	0	0	0	0	0	0	0	0	0	0	0
3	85	E & T Bella Pasta	0	0	0	0	0	0	0	0	0	0	0	0	0	0
3	97	East Providence Fire Station #3	0	1	0	0	0	0	2	0	0	0	0	0	0	0
3	85	East Providence Persy's Place LLC	0	0	0	0	0	0	0	0	0	0	0	0	0	0
3	41	Eaton Corporation	0	0	0	4	0	0	0	0	0	0	0	0	0	0
3	80	Echo Septic Services LLC	0	0	0	0	0	0	0	0	0	0	0	0	0	0
2	29	Ecological Fibers, Inc.	1	19	0	0	0	3	0	5	0	0	0	0	0	0
3	85	EDC Holding, LLC	0	0	0	0	0	0	0	0	0	0	0	0	0	0
3	94	Eglantina Kica, D.M.D.	0	0	0	1	0	0	0	0	0	0	0	0	0	0
3	85	El Caballo Mayor Bar & Grill	0	0	0	0	0	0	4	0	0	0	0	0	0	0
3	74	El Cafetal Café, LLC	0	0	0	0	0	0	3	0	0	0	0	0	0	0
3	85	El Charro	0	0	0	0	0	0	0	0	0	0	0	0	0	0
3	85	El Gallo De Oro Inc	0	0	0	0	0	0	0	0	0	0	0	0	0	0
3	85	El Paisa Restaurant, Inc.	0	0	0	0	0	0	0	0	0	0	0	0	0	0
3	71	El Paso	0	0	0	0	0	0	0	0	0	0	0	0	0	0
3	81	El Salvador Bakery	0	0	0	8	0	0	4	0	0	0	0	0	0	0

USER CLASSIFICATION
(1) Significant - Categorical
(2) Significant - Non-Categorical
(3) Non-Significant

Summary of Notices of Violation Issued
Bucklin Point - 2021

User Classification	Category	Company Name	Letter of Deficiency	Failure to Meet Standards (User, NBC, or Manhole Sample)	Report Not Signed	Failure to Submit Report (SMCR, Analyses, Certifications, or pH)	Notice of pH Violations	Failure to Immediately Report Violation	Failure to Satisfy NBC Requirements	Average Limit Violation	Failure to Sample / Analyze all Parameters	Failure to Accurately Report Effluent Values	Failure to Report Pretreatment Equipment Failure	Discharge of Prohibited Material	Failure to Maintain Pretreatment System	Discharging without Permit
3	85	El Salvadoreno Restaurant, Inc.	1	0	0	0	0	0	0	0	0	0	0	0	0	0
3	85	ELKA Restaurant, Inc.	0	0	0	0	0	0	0	0	0	0	0	0	0	0
3	85	Emery Realty Inc./Fountain Street Grille	0	0	0	0	0	0	0	0	0	0	0	0	0	0
3	85	Enn Inc.	0	0	0	0	0	0	0	0	0	0	0	0	0	0
3	85	Enrico Caruso Society	0	0	0	0	0	0	0	0	0	0	0	0	0	0
3	41	Everett Charles Tech Inc.	0	0	0	1	0	0	0	0	0	0	0	0	0	0
3	85	Everybody's Favorite Family Restaurant	0	0	0	0	0	0	0	0	0	0	0	0	0	0
3	89	Excellent Coffee Company	0	0	0	0	0	0	0	0	0	0	0	0	0	0
3	85	Exchange Street Cafe	0	0	0	0	0	0	0	0	0	0	0	0	0	0
3	85	Express Panda	0	0	0	0	0	0	0	0	0	0	0	0	0	0
3	92	Extreme Clean Laundry	0	0	0	0	0	0	0	0	0	0	0	0	0	0
3	92	Extreme Clean Laundry, Inc.	0	0	0	0	0	0	0	0	0	0	0	0	0	0
3	85	FabCity Cigar Lounge, Inc.	0	0	0	0	0	0	0	0	0	0	0	0	0	0
3	86	Fallon Memorial Elementary School	0	0	0	0	0	0	0	0	0	0	0	0	0	0
3	94	Family and Cosmetic Dentistry	0	0	0	0	0	0	0	0	0	0	0	0	0	0
3	85	Farm Fresh RI	0	0	0	0	0	0	0	0	0	0	0	0	0	0
3	59	FGX International	0	0	0	0	0	0	0	0	0	0	0	0	0	0
3	85	Filibuster Club	0	0	0	0	0	0	0	0	0	0	0	0	0	0
3	34	Finlay Extracts & Ingredients USA, Inc.	0	1	0	0	0	0	0	0	1	0	0	0	0	0
3	89	Fitness International LLC	0	0	0	0	0	0	0	0	0	0	0	0	0	0
3	85	Five Corners Pizza	0	0	0	0	0	0	7	0	0	0	0	0	0	0
3	46	Flexcraft Co.	0	0	0	0	0	0	0	0	0	0	0	0	0	0
3	81	Flor Di Brava	0	0	0	6	0	0	0	0	0	0	0	0	0	0
3	89	Foolproof Brewing Co., LLC	0	0	0	3	0	0	0	0	0	0	0	0	0	0
3	85	Fortune House	0	0	0	0	0	0	0	0	0	0	0	0	0	0
3	85	Francesca's Restaurant, Inc.	0	0	0	0	0	0	0	0	0	0	0	0	0	0
3	42	Frank Lizotte's Glass Co., Inc.	0	0	0	0	0	0	0	0	0	0	0	0	0	0
3	74	Frankly Food, Inc.	0	0	0	0	0	0	7	0	0	0	0	0	0	0
3	92	Freeway Laundry II	0	0	0	0	0	0	0	0	0	0	0	0	0	0
3	92	Freeway Laundry IV	0	0	0	0	0	0	1	0	0	0	0	0	0	0
3	52	Fuller Packaging, Inc.	0	0	0	0	0	0	0	0	0	0	0	0	0	0
3	34	Fully Rooted Juicery	0	0	0	2	0	0	0	0	0	0	0	0	0	0
3	94	Fun Smiles, Inc.	0	0	0	0	0	0	0	0	0	0	0	0	0	0
3	85	G.B. Donuts of RI Inc.	0	0	0	0	0	0	0	0	0	0	0	0	0	0
3	85	G.B. Donuts of RI Inc.	0	0	0	0	0	0	0	0	0	0	0	0	0	0
3	85	Galito's Restaurant	0	0	0	0	0	0	0	0	0	0	0	0	0	0
3	85	Galway Bay	0	0	0	0	0	0	0	0	0	0	0	0	0	0
3	85	Garden Grille	0	0	0	0	0	0	1	0	0	0	0	0	0	0
3	81	Garden Meat Market, LLC	0	0	1	9	0	0	5	0	0	0	0	0	0	0
3	85	Garfield Social Club	0	0	0	0	0	0	0	0	0	0	0	0	0	0
3	85	Garry Pub & Restaurant	0	0	0	0	0	0	3	0	0	0	0	0	0	0
3	86	Garvin Memorial Elementary	0	0	0	0	0	0	0	0	0	0	0	0	0	0
2	28	General Cable Industries, LLC	0	0	0	0	0	0	0	1	1	0	0	0	0	0
3	86	Generations	0	0	0	0	0	0	0	0	0	0	0	0	0	0
3	86	Geneva Apartments, LP	0	0	0	0	0	0	0	0	0	0	0	0	0	0
3	85	Georgia's Restaurant Ltd.	0	0	0	0	0	0	0	0	0	0	0	0	0	0
3	94	Gerard A. Belhumeur, DDS	0	0	0	0	0	0	0	0	0	0	0	0	0	0
3	85	German American Cultural Society	0	0	0	0	0	0	0	0	0	0	0	0	0	0
3	81	Gingersnaps Bakery	0	0	0	5	0	0	0	0	0	0	0	0	0	0
2	27	Godfrey & Wing, Inc.	0	0	0	0	0	0	0	0	0	0	0	0	0	0
3	85	Golden Palace	0	0	0	0	0	0	0	0	0	0	0	0	0	0
3	85	Good Eats Diner, Inc.	0	0	0	0	0	0	0	0	0	0	0	0	0	0
3	85	Great China Inc.	0	0	0	0	0	0	0	0	0	0	0	0	0	0
3	85	Great Taste	0	0	0	0	0	0	0	0	0	0	0	0	0	0
3	42	Greystone of Lincoln, Inc.	0	0	0	0	0	0	0	0	0	0	0	0	0	0

USER CLASSIFICATION
(1) Significant - Categorical
(2) Significant - Non-Categorical
(3) Non-Significant

Summary of Notices of Violation Issued
Bucklin Point - 2021

User Classification	Category	Company Name	Letter of Deficiency	Failure to Meet Standards (User, NBC, or Manhole Sample)	Report Not Signed	Failure to Submit Report (SMCR, Analyses, Certifications, or pH)	Notice of pH Violations	Failure to Immediately Report Violation	Failure to Satisfy NBC Requirements	Average Limit Violation	Failure to Sample / Analyze all Parameters	Failure to Accurately Report Effluent Values	Failure to Report Pretreatment Equipment Failure	Discharge of Prohibited Material	Failure to Maintain Pretreatment System	Discharging without Permit
3	85	Grupo Amigos Da Terceira	0	0	0	0	0	0	0	0	0	0	0	0	0	0
3	81	Guntis Sweets, LLC	0	0	0	1	0	0	0	0	0	0	0	0	0	0
3	94	Happy Smile	0	0	0	1	0	0	0	0	0	0	0	0	0	0
3	85	Hark's Hadwin Street Cafe	0	0	0	0	0	0	2	0	0	0	0	0	0	0
3	42	Harris Industries, Inc.	0	0	0	2	0	0	0	0	0	0	0	0	0	0
3	71	Harry's Bar and Burger	0	0	0	0	0	0	0	0	0	0	0	0	0	0
3	81	Hartley's Pork Pies	0	0	0	1	0	0	0	0	0	0	0	0	0	0
3	27	Hasbro, Inc.	0	0	0	0	0	0	0	0	0	0	0	0	0	0
3	86	Hasbro, Inc. - Executive Offices	0	0	0	0	0	0	0	0	0	0	0	0	0	0
3	85	Hibachi Grill Supreme Buffet Inc.	0	0	0	0	0	0	0	0	0	0	0	0	0	0
3	85	Hidalgo Restaurant, LLC	1	0	0	0	0	0	0	0	0	0	0	0	0	0
3	94	Highland Dental Group, Inc.	0	0	0	0	0	0	0	0	0	0	0	0	0	0
3	21	Hindley Manufacturing Company	0	1	0	1	0	0	0	0	0	0	0	0	0	0
3	94	HM Vincent, DMD, LLC	0	0	0	0	0	0	0	0	0	0	0	0	0	0
3	86	Holiday Retirement Home, Inc.	0	0	0	0	0	0	0	0	0	0	0	0	0	0
3	81	Homestead Baking Company	0	0	0	0	0	0	1	0	0	0	0	0	0	0
3	85	Honeybird Kitchen & Cocktails	0	0	0	0	0	0	1	0	0	0	0	0	0	0
3	59	Hope Buffinton Packaging Group, LLC	0	0	0	0	0	0	0	0	0	0	0	0	0	0
3	23	Hope Global	0	0	0	0	0	0	0	0	0	0	0	0	0	0
3	85	Hope Springs Eternal LLC	0	0	0	0	0	0	4	0	0	0	0	0	0	0
1	11	Hord Crystal Corporation	0	2	0	0	0	1	0	0	0	0	0	0	0	0
3	85	Hot Spot LLC	0	0	0	0	0	0	0	0	0	0	0	0	0	0
3	85	House of Pizza	0	0	0	0	0	0	0	0	0	0	0	0	0	0
3	85	Howley Bread Group	0	0	0	0	0	0	0	0	0	0	0	0	0	0
1	11	HP Services, Inc.	0	0	0	1	0	0	0	0	0	0	0	0	0	0
3	85	Hyde Park Burgers, LLC	0	0	0	0	0	0	0	0	0	0	0	0	0	0
3	85	Hydro Dulce	0	0	0	0	0	0	5	0	0	0	0	0	0	0
3	85	Ignite Your Life Nutrition	0	0	0	0	0	0	0	0	0	0	0	0	0	0
3	99	Impact Custom Apparel, LLC	0	0	0	0	0	0	0	0	0	0	0	0	0	0
3	60	Independent Auto Sales	0	0	0	0	0	0	0	0	0	0	0	0	0	0
3	44	Industrial Container Services - RI, LLC	0	0	0	0	0	0	0	0	0	0	0	0	0	0
3	99	Ink Solution	0	0	0	4	0	0	0	0	0	0	0	0	0	0
3	99	INSCO Intermediate Holdings, LLC	0	1	0	0	0	0	0	0	0	0	0	0	0	0
3	86	International Charter School	0	0	0	0	0	0	0	0	0	0	0	0	0	0
3	81	International Meat Market	0	0	0	1	0	0	0	0	0	0	0	0	0	0
3	53	International Packaging Corp.	0	0	0	0	0	0	0	0	0	0	0	0	0	0
1	11	Interplex Engineered Products, Inc.	0	0	0	0	1	0	0	0	0	0	0	0	0	0
2	36	Isle Brewers Guild	0	0	0	6	11	0	0	0	0	0	0	0	0	0
3	85	J and K Restaurant	0	0	0	0	0	0	0	0	0	0	0	0	0	0
3	44	J&M Diamond Tool, Inc.	0	0	0	0	0	0	0	0	0	0	0	0	0	0
3	85	J&N Foods, Inc.	0	0	0	0	0	0	0	0	0	0	0	0	0	0
3	92	J.D. Laundromat	0	0	0	0	0	0	1	0	0	0	0	0	0	0
3	81	Ja Patty RI LLC	0	0	0	0	0	0	0	0	0	0	0	0	0	0
3	85	Jacky's Galaxie Restaurant, Inc.	0	0	0	0	0	0	0	0	0	0	0	0	0	0
3	94	James Devine, DMD	0	0	0	1	0	0	0	0	0	0	0	0	0	0
3	81	JAR Bakers Supply	0	0	0	5	0	0	0	0	0	0	0	0	0	0
3	92	Jazz - Mondy, Inc.	0	0	0	0	0	0	0	0	0	0	0	0	0	0
3	86	Jeanne Jugan Residence	0	0	0	0	0	0	0	0	0	0	0	0	0	0
3	85	Jerry's Friendly Tap LLC	0	0	0	0	0	0	0	0	0	0	0	0	0	0
3	42	JH Davis, LLC.	0	0	0	0	0	0	0	0	0	0	0	0	0	0
3	85	Jin Hua Chinese Restaurant, Inc.	0	0	0	0	0	0	0	0	0	0	0	0	0	0
3	85	JKD, Ltd.	0	0	0	0	0	0	0	0	0	0	0	0	0	0
2	27	John H. Collins & Sons Company	0	0	0	0	0	0	0	0	0	0	0	0	0	0
3	86	Joseph Jenks Jr. High School	0	0	0	0	0	0	0	0	0	0	0	0	0	0
3	85	Jozon Enterprises Inc.	0	0	0	0	0	0	0	0	0	0	0	0	0	0

USER CLASSIFICATION
(1) Significant - Categorical
(2) Significant - Non-Categorical
(3) Non-Significant

Summary of Notices of Violation Issued
Bucklin Point - 2021

User Classification	Category	Company Name	Letter of Deficiency	Failure to Meet Standards (User, NBC, or Manhole Sample)	Report Not Signed	Failure to Submit Report (SMCR, Analyses, Certifications, or pH)	Notice of pH Violations	Failure to Immediately Report Violation	Failure to Satisfy NBC Requirements	Average Limit Violation	Failure to Sample / Analyze all Parameters	Failure to Accurately Report Effluent Values	Failure to Report Pretreatment Equipment Failure	Discharge of Prohibited Material	Failure to Maintain Pretreatment System	Discharging without Permit
3	85	J's Deli	0	0	0	0	0	0	0	0	0	0	0	0	0	0
3	85	JSC New England Operating, LLC	1	0	0	0	0	0	0	0	0	0	0	0	0	0
3	85	JSC New England Operating, LLC	0	0	0	0	0	0	0	0	0	0	0	0	0	0
3	85	JSC New England Operating, LLC	0	0	0	0	0	0	0	0	0	0	0	0	0	0
3	85	JSC New England Operating, LLC	0	0	0	0	0	0	0	0	0	0	0	0	0	0
3	85	JSC New England Operating, LLC	1	0	0	0	0	0	2	0	0	0	0	0	0	0
3	92	Just Like Home Laundry	0	0	0	0	0	0	0	0	0	0	0	0	0	0
3	23	K&W Webbing Company	0	0	0	10	0	0	0	0	1	0	0	0	0	0
3	96	Karol A. Romenski & Son, Inc.	0	0	0	0	0	0	0	0	0	0	0	0	0	0
3	96	Keefe Funeral Home, Inc.	0	0	0	0	0	0	1	0	0	0	0	0	0	0
3	24	Key Container Corporation	0	0	0	1	0	0	0	0	0	0	0	0	0	0
3	85	Kim & Gary's Ice Cream Machine	0	0	0	0	0	0	0	0	0	0	0	0	0	0
3	86	Kirkbrae Country Club	0	0	0	0	0	0	0	0	0	0	0	0	0	0
3	85	Kit Inc.	0	0	0	0	0	0	0	0	0	0	0	0	0	0
3	42	Kitchen & Counter Top Center of N.E.	0	0	0	1	0	0	0	0	0	0	0	0	0	0
3	85	Kiwi Burst Yogurt Shop	0	0	0	0	0	0	0	0	0	0	0	0	0	0
3	85	KMS Eats, Inc.	0	0	0	0	0	0	0	0	0	0	0	0	0	0
3	81	L&B Foods, Inc.	0	0	0	0	0	0	0	0	0	0	0	0	0	0
3	85	La Arepa	0	0	0	0	0	0	0	0	0	0	0	0	0	0
3	85	La Casona Restaurant	0	0	0	0	0	0	0	0	0	0	0	0	0	0
3	85	La Fruta Loca	0	0	0	0	0	0	0	0	0	0	0	0	0	0
3	85	La Herradura Taqueria	0	0	0	0	0	0	0	0	0	0	0	0	0	0
3	74	La Milonga	0	0	0	0	0	0	0	0	0	0	0	0	0	0
3	85	La Palencianita Bakery-Food LLC	0	0	0	0	0	0	0	0	0	0	0	0	0	0
3	80	Land Works LLC	0	0	0	0	0	0	1	0	0	0	0	0	0	0
3	85	Lane Foods, Inc.	0	0	0	0	0	0	0	0	0	0	0	0	0	0
3	92	Langley's Laundromat	0	0	0	0	0	0	0	0	0	0	0	0	0	0
3	92	Laundromax	0	0	0	0	0	0	0	0	0	0	0	0	0	0
3	85	Laurens Cafe	0	0	0	0	0	0	2	0	0	0	0	0	0	0
3	44	Leedon Webbing Co., Inc.	0	0	0	0	0	0	0	0	0	0	0	0	0	0
3	85	Len's Hot Dog Haven	0	0	0	0	0	0	0	0	0	0	0	0	0	0
3	85	Li Lai Wok Pawtucket, Inc.	0	0	0	0	0	0	0	0	0	0	0	0	0	0
3	96	Lincoln Funeral Home, Inc.	0	0	0	0	0	0	0	0	0	0	0	0	0	0
3	86	Lincoln High School	0	0	0	6	0	0	0	0	0	0	0	0	0	0
3	92	Lincoln Laundromat	0	0	0	0	0	0	0	0	0	0	0	0	0	0
3	85	Lincoln Pepperoni's, LLC	0	0	0	0	0	0	0	0	0	0	0	0	0	0
3	86	Lincoln Senior Center	0	0	0	0	0	0	0	0	0	0	0	0	0	0
3	97	Lindbergh Auto Body, Inc.	0	0	0	1	0	0	0	0	0	0	0	0	0	0
3	94	Lindsay Brislin, DMD	0	0	0	1	0	0	0	0	0	0	0	0	0	0
3	85	LM Taco, Inc.	0	0	0	0	0	0	0	0	0	0	0	0	0	0
3	85	LMP Enterprises	0	0	0	0	0	0	0	0	0	0	0	0	0	0
3	85	Lonsdale Donuts	0	0	0	0	0	0	0	0	0	0	0	0	0	0
3	60	Lonsdale Elementary School	0	0	0	0	0	0	0	0	0	0	0	0	0	0
3	92	Lonsdale Super Wash	0	0	0	0	0	0	0	0	0	0	0	0	0	0
3	85	LRA Restaurants Inc.	0	0	0	0	0	0	0	0	0	0	0	0	0	0
3	85	Lucky Chen	0	0	0	0	0	0	0	0	0	0	0	0	0	0
3	85	Lucky Chen Corp 2	0	0	0	0	0	0	0	0	0	0	0	0	0	0
3	92	Lucky Laundry	0	0	0	0	0	0	1	0	0	0	0	0	0	0
3	85	Luna's Cafe, LLC	0	0	0	0	0	0	0	0	0	0	0	0	0	0
3	92	Luxury Cleaners	0	0	0	0	0	0	0	0	0	0	0	0	0	0
3	94	Lydia A. Klufas, DDS	0	0	0	1	0	0	0	0	0	0	0	0	0	0
3	52	Lynch Hockey, LLC	0	0	0	0	0	0	1	0	0	0	0	0	0	0
3	85	M & M NY System	0	0	0	1	0	0	0	0	0	0	0	0	0	0
3	60	M&G Trucking and Transportation, Inc.	0	0	0	0	0	0	0	0	0	0	0	0	0	0
3	97	MAG Ventures, Inc.	0	0	0	3	0	0	0	0	0	0	0	0	0	0

USER CLASSIFICATION
(1) Significant - Categorical
(2) Significant - Non-Categorical
(3) Non-Significant

Summary of Notices of Violation Issued
Bucklin Point - 2021

User Classification	Category	Company Name	Letter of Deficiency	Failure to Meet Standards (User, NBC, or Manhole Sample)	Report Not Signed	Failure to Submit Report (SMCR, Analyses, Certifications, or pH)	Notice of pH Violations	Failure to Immediately Report Violation	Failure to Satisfy NBC Requirements	Average Limit Violation	Failure to Sample / Analyze all Parameters	Failure to Accurately Report Effluent Values	Failure to Report Pretreatment Equipment Failure	Discharge of Prohibited Material	Failure to Maintain Pretreatment System	Discharging without Permit
3	85	Magallan Inc.	0	0	0	0	0	0	0	0	0	0	0	0	0	0
3	82	Main Street Market, Inc.	0	0	0	3	0	0	0	0	0	0	0	0	0	0
3	85	Mamajuana Restaurant	0	0	0	0	0	0	0	0	0	0	0	0	0	0
3	96	Manning Heffern Inc.	0	0	0	0	0	0	0	0	0	0	0	0	0	0
3	92	Manville Cleaning Center	0	0	0	0	0	0	4	0	0	0	0	0	0	0
3	85	Manville Palace Pizza	0	0	0	0	0	0	0	0	0	0	0	0	0	0
3	94	Mark Preece, DDS	0	0	0	0	0	0	0	0	0	0	0	0	0	0
2	22	Maroon Group, LLC.	0	0	0	1	0	0	0	0	0	0	0	0	0	0
3	82	Marotta Food Corporation	0	3	0	0	0	3	0	0	0	0	0	0	0	0
3	85	Martin Bakers, LLC	0	0	0	0	0	0	0	0	0	0	0	0	0	0
1	11	Materion Technical Materials, Inc.	0	0	0	2	0	0	0	0	0	0	0	0	0	0
3	81	Matos Bakery	0	0	0	0	0	0	0	0	0	0	0	0	0	0
3	97	MDB-T LLC	0	0	0	7	0	0	1	0	0	0	0	0	0	0
3	60	Med-Tech Ambulance	0	0	0	0	0	0	0	0	0	0	0	0	0	0
3	85	Mei King Restaurant	0	0	0	0	0	0	0	0	0	0	0	0	0	0
3	41	Michael Healy Designs, Inc.	0	0	0	6	0	0	0	0	0	0	0	0	0	0
3	80	Michael Perri & Sons, Inc.	0	0	0	0	0	0	0	0	0	0	0	0	0	0
3	81	Michael's Meats	0	0	0	7	0	0	1	0	0	0	0	0	0	0
3	80	Mid State Sewerage, Inc.	0	0	0	0	0	0	0	0	0	0	0	0	0	0
3	92	Mineral Spring Laundromat	0	0	0	0	0	0	0	0	0	0	0	0	0	0
3	85	Ming Garden, Inc.	0	0	0	0	0	0	2	0	0	0	0	0	0	0
3	85	Mirian Tipico & Fried Chicken	0	0	0	0	0	0	1	0	0	0	0	0	0	0
3	99	Mirror Image	0	0	0	11	0	0	0	0	0	0	0	0	0	0
3	85	Modern Diner	0	0	0	0	0	0	0	0	0	0	0	0	0	0
3	85	Moon Star Chinese Restaurant	0	0	0	0	0	0	0	0	0	0	0	0	0	0
3	81	Morgan Foods Company, LLC	0	1	0	1	0	0	0	0	0	0	0	0	0	0
3	92	Mr. USA Cleaners	0	0	0	0	0	0	0	0	0	0	0	0	0	0
3	85	MSA Donuts, LLC	0	0	0	0	0	0	0	0	0	0	0	0	0	0
3	42	Multi-Wall Packaging a Division of Signode Industria	0	0	0	1	0	0	0	0	0	0	0	0	0	0
2	23	Murdock Webbing Co., Inc.	0	0	0	0	6	0	0	0	0	0	0	0	0	0
3	85	Murphy's Law	0	0	0	0	0	0	0	0	0	0	0	0	0	0
3	27	Narr. Electric Co.-Vault Op.-BV	0	0	0	0	0	0	0	0	0	0	0	0	0	0
3	97	NECVW, Inc.	0	0	0	0	0	0	0	0	0	0	0	0	0	0
3	95	Neurotech Pharmaceuticals, Inc.	0	0	0	0	0	0	0	0	0	0	0	0	0	0
3	85	New Agawam LLC	0	0	0	0	0	0	0	0	0	0	0	0	0	0
3	85	New England Authentic Eats LLC	0	0	0	0	0	0	0	0	0	0	0	0	0	0
3	85	New England Authentic Eats LLC	0	0	0	0	0	0	0	0	0	0	0	0	0	0
3	24	New England Paper Tube Co.	0	0	0	2	0	0	0	0	0	0	0	0	0	0
3	85	New Harvest Coffee Roasters	0	0	0	0	0	0	0	0	0	0	0	0	0	0
3	85	New Hong Kong	0	0	0	0	0	0	0	0	0	0	0	0	0	0
3	85	Newport 223 Donuts, Inc.	0	0	0	0	0	0	0	0	0	0	0	0	0	0
3	85	Newport Ave Donut-81 Newport	0	0	0	0	0	0	0	0	0	0	0	0	0	0
3	85	Newport Cedar Donuts, Inc.	0	0	0	0	0	0	0	0	0	0	0	0	0	0
3	85	Newport Division Donuts, Inc.	0	0	0	0	0	0	0	0	0	0	0	0	0	0
3	85	Newport Division Donuts, Inc.	0	0	0	0	0	0	0	0	0	0	0	0	0	0
3	85	North Smithfield Laser Tag and Arcade	0	0	0	0	0	0	2	0	0	0	0	0	0	0
3	23	Northeast Knitting, Inc.	0	0	0	7	0	0	2	0	0	0	0	0	0	0
3	85	Notes Coffee Co.	0	0	0	0	0	0	0	0	0	0	0	0	0	0
3	86	Oak Hill Health & Rehabilitation Center	0	0	0	0	0	0	0	0	0	0	0	0	0	0
3	80	Ocean State Cesspool, Inc.	0	0	0	0	0	0	0	0	0	0	0	0	0	0
3	85	Olly's Pizza	0	0	0	0	0	0	0	0	0	0	0	0	0	0
3	96	O'Neill Funeral Home	0	0	0	0	0	0	1	0	0	0	0	0	0	0
2	29	Organic Dyes and Pigments, LLC.	0	0	0	1	0	0	0	0	0	0	0	0	0	0
3	53	Original Pizza of Boston	0	0	0	0	0	0	0	0	0	0	0	0	0	0
3	26	Orion Retail	0	0	0	0	0	0	0	0	0	0	0	0	0	0

USER CLASSIFICATION
(1) Significant - Categorical
(2) Significant - Non-Categorical
(3) Non-Significant

Summary of Notices of Violation Issued
Bucklin Point - 2021

User Classification	Category	Company Name	Letter of Deficiency	Failure to Meet Standards (User, NBC, or Manhole Sample)	Report Not Signed	Failure to Submit Report (SMCR, Analyses, Certifications, or pH)	Notice of pH Violations	Failure to Immediately Report Violation	Failure to Satisfy NBC Requirements	Average Limit Violation	Failure to Sample / Analyze all Parameters	Failure to Accurately Report Effluent Values	Failure to Report Pretreatment Equipment Failure	Discharge of Prohibited Material	Failure to Maintain Pretreatment System	Discharging without Permit
3	85	Our Place on North Broadway	0	0	0	0	0	0	0	0	0	0	0	0	0	0
3	85	P & G Bowling, Inc.	0	0	0	0	0	0	0	0	0	0	0	0	0	0
3	74	Palagis Ice Cream	0	0	0	0	0	0	0	0	0	0	0	0	0	0
3	34	Palate Pack	0	0	0	7	1	0	0	0	0	0	0	0	0	0
3	85	Panaderia El Antojo, Inc.	0	0	0	0	0	0	0	0	0	0	0	0	0	0
3	94	Paolucci Lincoln Dental	0	0	0	1	0	0	0	0	0	0	0	0	0	0
3	86	Parkway Apartments, L.P.	0	0	0	0	0	0	0	0	0	0	0	0	0	0
3	23	Patriot Textiles, Inc.	0	0	0	0	0	0	0	0	0	0	0	0	0	0
3	94	Paul G. Roque, DDS	0	0	0	1	0	0	0	0	0	0	0	0	0	0
3	81	Paula Duarte Polanco	0	0	0	0	0	0	0	0	0	0	0	0	0	0
3	94	Paulo J. DaRosa, DDS	0	0	0	1	0	0	0	0	0	0	0	0	0	0
3	85	Pawtucket China Inn	0	0	0	0	0	0	0	0	0	0	0	0	0	0
3	85	Pawtucket Country Club	0	0	0	0	0	0	0	0	0	0	0	0	0	0
3	85	Pawtucket House of Pizza	0	0	0	0	0	0	0	0	0	0	0	0	0	0
3	85	Pawtucket Lion Pizza, Inc.	0	0	0	7	0	0	0	0	0	0	0	0	0	0
3	85	Pawtucket Little Caesars, LLC	0	0	0	0	0	0	2	0	0	0	0	0	0	0
1	16	Pawtucket Power Associates	0	0	0	0	0	0	1	0	0	0	0	0	0	0
3	86	Pawtucket Red Sox Baseball Club	0	0	0	0	0	0	0	0	0	0	0	0	0	0
3	86	Pawtucket Skilled Nursing	0	0	0	0	0	0	0	0	0	0	0	0	0	0
3	85	Pawtucket Soup Kitchen	0	0	0	0	0	0	0	0	0	0	0	0	0	0
3	24	PCL Fixtures, Inc.	0	0	0	0	0	0	1	0	0	0	0	0	0	0
3	94	Pedro Teixeira, DDS	0	0	0	1	0	0	0	0	0	0	0	0	0	0
3	85	Phantom Properties, LLC	0	0	0	0	0	0	0	0	0	0	0	0	0	0
3	94	Philip J. Calabro, D.M.D.	0	0	0	0	0	0	0	0	0	0	0	0	0	0
3	59	Phoenix Converting Corporation	0	0	0	0	0	0	0	0	0	0	0	0	0	0
3	42	Piatek Machine Co., Inc.	0	0	0	2	0	0	0	0	0	0	0	0	0	0
3	85	Pizza Man of Cumberland	0	0	0	0	0	0	0	0	0	0	0	0	0	0
3	85	Plouffe's Cup N Saucer	0	0	0	0	0	0	0	0	0	0	0	0	0	0
3	22	Poly/Sperse, Corp.	0	0	0	1	0	0	0	0	0	0	0	0	0	0
3	74	Popette of Pendulum	0	0	0	0	0	0	1	0	0	0	0	0	0	0
3	85	Poppy's Family Restaurant	0	0	0	0	0	0	2	0	0	0	0	0	0	0
3	86	Potter-Burns Elementary School	0	0	0	0	0	0	1	0	0	0	0	0	0	0
3	97	Precision Harley - Davidson, Inc.	0	0	0	0	0	0	0	0	0	0	0	0	0	0
3	42	Precision Polishing & Ornaments, Inc.	0	0	0	1	0	0	0	0	0	0	0	0	0	0
3	93	Printmakers, Inc.	0	0	0	0	0	0	2	0	0	0	0	0	0	0
3	94	Prospect CharterCare SJHSRI (Roosevelt)	0	0	0	0	0	0	0	0	0	0	0	0	0	0
3	44	Providence Braid Co., Inc.	0	0	0	0	0	0	0	0	0	0	0	0	0	0
3	99	Providence Fire Restoration	0	0	0	0	0	0	0	0	0	0	0	0	0	0
1	11	Providence Metallizing Company, Inc.	0	0	0	2	0	0	0	0	0	0	0	0	0	0
3	85	Pub Ventures	0	0	0	0	0	0	0	0	0	0	0	0	0	0
3	85	Pulcinella, LLC	0	0	0	0	0	0	3	0	0	0	0	0	0	0
3	86	Quality Gerontological Services, Inc.	0	0	0	0	0	0	1	0	0	0	0	0	0	0
3	86	Quality Rental	0	0	0	0	0	0	0	0	0	0	0	0	0	0
3	42	R & D Manufacturing, Inc.	0	0	0	1	0	0	0	0	0	0	0	0	0	0
3	74	R.B. Fast Food Inc.	0	0	0	0	0	0	0	0	0	0	0	0	0	0
3	85	R.J.W. Enterprises Inc.	0	0	0	0	0	0	0	0	0	0	0	0	0	0
3	85	R1 Indoor Karting, LLC	0	0	0	0	0	0	0	0	0	0	0	0	0	0
3	85	Rafael Enterprise	0	0	0	0	0	0	0	0	0	0	0	0	0	0
3	24	Rand Whitney Southeast Container, LLC	0	1	0	1	0	1	0	0	0	0	0	0	0	0
3	74	Ravenous Brewing Company	0	0	0	0	0	0	3	0	0	0	0	0	0	0
3	80	Ray Plante & Sons, Inc.	0	0	0	0	0	0	0	0	0	0	0	0	0	0
3	85	Rhode Island Donuts LLC	0	0	0	0	0	0	0	0	0	0	0	0	0	0
3	85	Rhode Island Donuts, LLC	0	0	0	0	0	0	0	0	0	0	0	0	0	0
3	34	RI Spirits	0	0	0	0	0	0	1	0	0	0	0	0	0	0
3	82	Ribatejo Fish Market	0	1	0	2	0	0	2	0	0	0	0	0	0	0

USER CLASSIFICATION
(1) Significant - Categorical
(2) Significant - Non-Categorical
(3) Non-Significant

Summary of Notices of Violation Issued
Bucklin Point - 2021

User Classification	Category	Company Name	Letter of Deficiency	Failure to Meet Standards (User, NBC, or Manhole Sample)	Report Not Signed	Failure to Submit Report (SMCR, Analyses, Certifications, or pH)	Notice of pH Violations	Failure to Immediately Report Violation	Failure to Satisfy NBC Requirements	Average Limit Violation	Failure to Sample / Analyze all Parameters	Failure to Accurately Report Effluent Values	Failure to Report Pretreatment Equipment Failure	Discharge of Prohibited Material	Failure to Maintain Pretreatment System	Discharging without Permit
3	97	Richmond Motor Sales, Inc.	0	0	0	2	0	0	0	0	0	0	0	0	0	0
3	21	RIDCO Casting Co.	0	0	0	1	0	0	0	0	0	0	0	0	0	0
3	85	Right Spot Diner	0	0	0	0	0	0	0	0	0	0	0	0	0	0
3	85	Riviera Inn	0	0	0	0	0	0	2	0	0	0	0	0	0	0
3	85	Riviera Inn Corporation	0	0	0	0	0	0	0	0	0	0	0	0	0	0
3	85	Roast House Pub and Restaurant	0	0	0	0	0	0	0	0	0	0	0	0	0	0
3	71	Ronzio Mendon	0	0	0	0	0	0	0	0	0	0	0	0	0	0
3	42	Rosco Manufacturing, LLC	0	0	0	0	0	0	0	0	0	0	0	0	0	0
3	85	Rosita, LLC	0	0	0	0	0	0	0	0	0	0	0	0	0	0
3	92	Royal Cleaners, Inc.	0	0	0	0	0	0	0	0	0	0	0	0	0	0
3	86	Rumford Motor Inn	0	0	0	0	0	0	0	0	0	0	0	0	0	0
3	94	Russell S. Chin, DDS, Ltd.	0	0	0	1	0	0	0	0	0	0	0	0	0	0
3	85	S.P. Donuts	0	0	0	0	0	0	0	0	0	0	0	0	0	0
3	85	Sakis Pizza (Cumberland)	0	0	0	0	0	0	0	0	0	0	0	0	0	0
3	85	Salvatore's Custom Sandwich Shop & Deli, LLC	0	0	0	0	0	0	0	0	0	0	0	0	0	0
3	85	Sarkis Hagopian Enterprises LLC	0	0	0	0	0	0	0	0	0	0	0	0	0	0
3	99	Schofield Printing, Inc.	0	0	0	0	0	0	0	1	0	0	0	0	0	0
3	80	Schofield Sanitation	0	0	0	0	0	0	0	0	0	0	0	0	0	0
3	80	Scituate Cesspool, Inc.	0	0	0	0	0	0	0	0	0	0	0	0	0	0
3	82	Seabra Foods III, Inc.	0	0	0	7	0	0	0	0	0	0	0	0	0	0
3	74	Seacoast Sweets	0	0	0	0	0	0	0	0	0	0	0	0	0	0
3	85	Serra Da Estrela Restaurant	0	0	0	0	0	0	0	0	0	0	0	0	0	0
3	85	Seven Cray Street Realty Corp	0	0	0	0	0	0	0	0	0	0	0	0	0	0
3	99	Sewrite Embroidery	0	0	0	1	0	0	1	0	0	0	0	0	0	0
3	94	Shaghalian Family Dental, LLC.	0	0	0	0	0	0	0	0	0	0	0	0	0	0
3	85	Shanna Country Kitchen	0	0	0	0	0	0	0	0	0	0	0	0	0	0
3	85	Shaydan Inc.	0	0	0	0	0	0	0	0	0	0	0	0	0	0
3	85	Shish Kabob	0	0	0	0	0	0	0	0	0	0	0	0	0	0
3	92	Shivu, LLC	0	0	0	0	0	0	0	0	0	0	0	0	0	0
3	86	SHP IV/LCB Lincoln, LLC	0	0	0	0	0	0	0	0	0	0	0	0	0	0
3	89	Silver Fern Practice LLC	0	0	0	0	0	0	0	0	0	0	0	0	0	0
3	85	Smithfield Ave Donuts, LLC.	0	0	0	0	0	0	0	0	0	0	0	0	0	0
3	34	Smug Brewery Co. LLC	0	0	0	1	0	0	0	0	0	0	0	0	0	0
3	81	Sonid LLC	0	0	0	2	0	0	0	0	0	0	0	0	0	0
3	92	Sparkle City Laundromat	0	0	0	0	0	0	0	0	0	0	0	0	0	0
3	85	Sparky's Restaurant	0	0	0	0	0	0	0	0	0	0	0	0	0	0
3	85	SPHOD	0	0	0	0	0	0	0	0	0	0	0	0	0	0
3	92	Spin City Cumberland, LLC	0	0	0	0	0	0	0	0	0	0	0	0	0	0
3	99	Spirit Recognition	0	0	0	0	0	0	0	0	0	0	0	0	0	0
3	85	Splash Snack Bar and Grill	0	0	0	0	0	0	0	0	0	0	0	0	0	0
3	92	Splish Splash Laundromat	0	0	0	0	0	0	0	0	0	0	0	0	0	0
3	85	Spring House Chinese	0	0	0	0	0	0	0	0	0	0	0	0	0	0
3	85	SPSR Inc.	0	0	0	0	0	0	0	0	0	0	0	0	0	0
3	86	St. Raphael Academy - East Building	0	0	0	0	0	0	0	0	0	0	0	0	0	0
3	86	St. Raphael Academy - West Building	0	0	0	0	0	0	0	0	0	0	0	0	0	0
1	11	Stackbin Corporation	0	0	0	0	0	0	0	0	0	0	0	0	0	0
3	85	Starbucks Restaurant-Lincoln Mall	0	0	0	0	0	0	0	0	0	0	0	0	0	0
3	85	Starsani Pizza	0	0	0	0	0	0	0	0	0	0	0	0	0	0
3	26	Stolberger, Inc.	0	0	0	0	0	0	0	0	0	0	0	0	0	0
3	82	Stop & Shop Supermarket #704	0	0	0	1	0	0	0	0	0	0	0	0	0	0
3	82	Stop & Shop Supermarket #710	0	0	0	1	0	0	0	0	0	0	0	0	0	0
3	82	Stop & Shop Supermarket #712	0	0	0	1	0	0	0	0	0	0	0	0	0	0
3	85	Subway - Mineral Spring Avenue	0	0	0	0	0	0	0	0	0	0	0	0	0	0
3	85	Subway 95 Exit 30, LLC	0	0	0	0	0	0	0	0	0	0	0	0	0	0
3	85	Subway Restaurant	0	0	0	0	0	0	0	0	0	0	0	0	0	0

USER CLASSIFICATION
(1) Significant - Categorical
(2) Significant - Non-Categorical
(3) Non-Significant

Summary of Notices of Violation Issued
Bucklin Point - 2021

User Classification	Category	Company Name	Letter of Deficiency	Failure to Meet Standards (User, NBC, or Manhole Sample)	Report Not Signed	Failure to Submit Report (SMCR, Analyses, Certifications, or pH)	Notice of pH Violations	Failure to Immediately Report Violation	Failure to Satisfy NBC Requirements	Average Limit Violation	Failure to Sample / Analyze all Parameters	Failure to Accurately Report Effluent Values	Failure to Report Pretreatment Equipment Failure	Discharge of Prohibited Material	Failure to Maintain Pretreatment System	Discharging without Permit
3	85	Subway-Broad Street	0	0	0	0	0	0	5	0	0	0	0	0	0	0
1	11	Summit Manufacturing Corporation	1	0	0	11	1	0	0	0	0	0	0	0	0	0
3	85	Sunshine Creamery	0	0	0	0	0	0	0	0	0	0	0	0	0	0
3	85	Super Dragon	0	0	0	0	0	0	0	0	0	0	0	0	0	0
3	85	Swades, LLC	0	0	0	0	0	0	0	0	0	0	0	0	0	0
3	92	Swan Cleaners	0	0	0	0	0	0	0	0	0	0	0	0	0	0
3	81	Sweetland Foods, Inc.	0	0	0	0	0	0	1	0	0	0	0	0	0	0
3	42	Swissline Precision, LLC.	0	0	0	0	0	0	0	0	0	0	0	0	0	0
3	35	Synagro Northeast, LLC	0	0	0	1	0	0	2	0	0	0	0	0	0	0
3	85	Tacos Mi Rancho, LLC	0	0	0	0	0	0	1	0	0	0	0	0	0	0
1	11	Tanury Industries	0	15	0	0	12	1	0	1	0	0	0	0	0	0
1	11	Tanury Industries PVD, Inc.	1	0	0	0	0	0	0	0	0	0	0	0	0	0
3	42	Tanya Creations, Inc.	0	0	0	1	0	0	0	0	0	0	0	0	0	0
3	74	Tap Auto Service	0	0	0	0	0	0	0	0	0	0	0	0	0	0
3	85	Taqueria Lupita	0	0	0	0	0	0	0	0	0	0	0	0	0	0
3	85	Target Corporation - T2073	0	0	0	0	0	0	5	0	0	0	0	0	0	0
1	14	Tedor Pharma Inc.	0	0	0	0	0	0	0	0	0	0	0	0	0	0
3	37	Teknor Apex - Mendon	0	0	0	0	0	0	0	0	0	0	0	0	0	0
2	27	Teknor Apex Company	0	2	0	0	0	0	0	0	0	0	0	0	0	0
3	23	Texcel Industries, Inc.	0	0	0	3	0	0	0	0	0	0	0	0	0	0
3	85	The 579, LLC	0	0	0	0	0	0	2	0	0	0	0	0	0	0
3	86	The Children's Workshop	0	0	0	0	0	0	0	0	0	0	0	0	0	0
3	21	The Evans Findings Company, Inc.	0	2	0	1	0	1	0	0	0	0	0	0	0	0
3	94	The Family Dentist, Inc.	0	0	0	0	0	0	0	1	0	0	0	0	0	0
3	85	The Fifth LLC	0	0	0	0	0	0	0	0	0	0	0	0	0	0
3	86	The Mansion, Inc.	0	0	0	0	0	0	0	0	0	0	0	0	0	0
3	85	The Met RI, LLC	0	0	0	0	0	0	3	0	0	0	0	0	0	0
2	28	The Okonite Company	0	1	0	1	0	0	0	0	0	0	0	0	0	0
3	85	The Salvation Army	0	0	0	0	0	0	0	0	0	0	0	0	0	0
3	82	The Stop & Shop Supermarket Co. LLC	0	1	0	1	0	0	0	0	0	0	0	0	0	0
3	85	Tienda Y Panaderia Zacapa LLC	0	0	0	0	0	0	0	0	0	0	0	0	0	0
1	15	Tiffany and Company	0	0	0	0	0	0	0	0	0	0	0	0	0	0
3	85	Tikal Restaurant	0	0	0	0	0	0	0	0	0	0	0	0	0	0
3	85	TOBG, Inc.	0	0	0	0	0	0	0	0	0	0	0	0	0	0
3	81	Top Shell LLC	0	0	0	2	0	0	0	0	0	0	0	0	0	0
3	85	Torre Corp.	0	0	0	0	0	0	2	0	0	0	0	0	0	0
3	85	Totis Pizza and Grill, Inc.	0	0	0	0	0	0	0	0	0	0	0	0	0	0
3	42	Tracey Gear Inc.	0	0	0	0	0	0	0	0	0	0	0	0	0	0
3	85	Trinity Management	0	0	0	0	0	0	0	0	0	0	0	0	0	0
3	85	Trinity Management	0	0	0	0	0	0	0	0	0	0	0	0	0	0
3	85	Trinity Management LLC	0	0	0	0	0	0	0	0	0	0	0	0	0	0
3	85	Trinity Management LLC	1	0	0	0	0	0	0	0	0	0	0	0	0	0
3	97	Truck Pro LLC	0	0	0	0	0	0	0	0	0	0	0	0	0	0
1	11	Truex, Inc.	0	0	0	2	0	0	0	0	0	0	0	0	0	0
3	85	Tugas Restaurant & Catering	0	0	0	0	0	0	0	0	0	0	0	0	0	0
3	85	Underground Heros Inc.	0	0	0	0	0	0	0	0	0	0	0	0	0	0
3	86	United Methodist Elder Care	0	0	0	0	0	0	0	0	0	0	0	0	0	0
3	85	United Skates of America, Inc.	0	0	0	0	0	0	0	0	0	0	0	0	0	0
3	99	V. George Rustigian Rugs Inc. - Meeting Street	0	0	0	1	0	0	0	0	0	0	0	0	0	0
3	27	Verizon - BV	0	0	0	0	0	0	0	0	0	0	0	0	0	0
3	94	VetCor of Lincoln, LLC.	0	0	0	0	0	0	0	0	0	0	0	0	0	0
3	85	Vibe Lounge	0	0	0	0	0	0	0	0	0	0	0	0	0	0
3	82	Vicente' Supermarket	0	0	0	0	0	0	2	0	0	0	0	0	0	0
3	49	Vicor Corporation	0	0	0	0	0	0	0	0	0	0	0	0	0	0
3	85	Village Pizza Inc.	0	0	0	0	0	0	0	0	0	0	0	0	0	0

USER CLASSIFICATION

- (1) Significant - Categorical
- (2) Significant - Non-Categorical
- (3) Non-Significant

Summary of Notices of Violation Issued
Bucklin Point - 2021

User Classification	Category	Company Name	Letter of Deficiency	Failure to Meet Standards (User, NBC, or Manhole Sample)	Report Not Signed	Failure to Submit Report (SMCR, Analyses, Certifications, or pH)	Notice of pH Violations	Failure to Immediately Report Violation	Failure to Satisfy NBC Requirements	Average Limit Violation	Failure to Sample / Analyze all Parameters	Failure to Accurately Report Effluent Values	Failure to Report Pretreatment Equipment Failure	Discharge of Prohibited Material	Failure to Maintain Pretreatment System	Discharging without Permit
3	85	Village Restaurant, Inc.	0	0	0	0	0	0	0	0	0	0	0	0	0	0
3	97	VIP Car Wash	0	0	0	2	0	0	0	0	0	0	0	0	0	0
3	44	Visual Creations, Inc.	0	0	0	0	0	0	0	0	0	0	0	0	0	0
3	99	Vogue Industries LP	0	0	0	0	0	0	0	0	0	0	0	0	0	0
3	94	Walter M. Dzialo, DDS	0	0	0	1	0	0	0	0	0	0	0	0	0	0
3	86	Wannamoissett Country Club	0	0	0	0	0	0	0	0	0	0	0	0	0	0
3	97	Water Works Car Wash	0	0	0	2	0	0	1	0	0	0	0	0	0	0
3	85	Wendy's (Cottage Street)	0	0	0	0	0	0	0	0	0	0	0	0	0	0
3	85	Wendy's International, Inc. (Broad)	0	0	0	0	0	0	0	0	0	0	0	0	0	0
3	86	WG Lincoln Place SH, LLC	0	0	0	0	0	0	0	0	0	0	0	0	0	0
3	85	Whipped Ice Cream Parlor	0	0	0	0	0	0	0	0	0	0	0	0	0	0
3	42	Whittet-Higgins Company	0	0	0	0	0	0	0	0	0	0	0	0	0	0
3	85	Wildflour Bakery Cafe	0	0	0	0	0	0	0	0	0	0	0	0	0	0
3	81	Wildtree Holdings, LLC	0	0	0	0	0	0	0	0	0	0	0	0	0	0
3	94	William B. Chan DMD	0	0	0	1	0	0	0	0	0	0	0	0	0	0
3	94	William Naughton, DDS	0	0	0	0	0	0	0	0	0	0	0	0	0	0
3	96	William W. Tripp Funeral Home, Inc.	0	0	0	0	0	0	0	0	0	0	0	0	0	0
3	80	Wind River Environmental, LLC	0	0	0	0	0	0	0	0	0	0	0	0	0	0
3	81	Xelapan Bakery and Convenience	0	0	0	1	0	0	0	0	0	0	0	0	0	0
3	85	Xinli, LLC	0	0	0	0	0	0	0	0	0	0	0	0	0	0
3	89	YMCA of Pawtucket, Inc.	0	0	0	0	0	0	0	0	0	0	0	0	0	0
3	85	Yovani's Pizza	0	0	0	8	0	0	9	0	0	0	0	0	0	0
3	81	Zaccagnini's Pastry Shoppe	0	0	0	2	0	0	3	0	0	0	0	0	0	0
3	42	Zebra Technologies Corporation	0	0	0	1	0	0	0	0	0	0	0	0	0	0

USER CLASSIFICATION

- (1) Significant - Categorical
- (2) Significant - Non-Categorical
- (3) Non-Significant

ATTACHMENT VOLUME II

SECTION 9

***USER LATE REPORTS AND
REQUIREMENTS***

USER LATE REPORTS

FIELD'S POINT

**User Late Reports
Field's Point - 2021**

Company Name	Report Type	Sample Location	Month/Year Satisfied	Sample Type	Sample Date	Due Date	Received Date	Days Late
221 Academy Ave. Meat, Inc.	Sample	Sample Location # 1	JUL-2021	Grab	07/31/2021	08/30/2021	09/09/2021	10
271 Tockwotten Partners LLC	Sample	Sample Location # 1	APR-2021	Composite	06/21/2021	05/30/2021	07/13/2021	44
271 Tockwotten Partners LLC	Sample	Sample Location # 1	JUL-2021	Composite	08/23/2021	08/30/2021	09/16/2021	17
271 Tockwotten Partners LLC	pH	Sample Location # 1	APR-2021	pH	Not Applicable	05/30/2021	07/20/2021	51
271 Tockwotten Partners LLC	pH	Sample Location # 1	MAY-2021	pH	Not Applicable	06/30/2021	07/20/2021	20
271 Tockwotten Partners LLC	pH	Sample Location # 1	DEC-2021	pH	Not Applicable	01/30/2022	02/04/2022	5
AAMCO Transmission	Zero Discharge Certification	Not Applicable	DEC-2013	Not Applicable	Not Applicable	01/30/2014	02/10/2014	11
AAMCO Transmission	Zero Discharge Certification	Not Applicable	DEC-2014	Not Applicable	Not Applicable	01/30/2015	02/09/2015	10
AAMCO Transmission	Zero Discharge Certification	Not Applicable	DEC-2015	Not Applicable	Not Applicable	01/30/2016	02/10/2016	11
AAMCO Transmission	Zero Discharge Certification	Not Applicable	DEC-2016	Not Applicable	Not Applicable	01/30/2017	02/13/2017	14
AAMCO Transmission	Zero Discharge Certification	Not Applicable	DEC-2017	Not Applicable	Not Applicable	01/30/2018	02/22/2018	23
AAMCO Transmission	Zero Discharge Certification	Not Applicable	DEC-2018	Not Applicable	Not Applicable	01/30/2019	02/11/2019	12
AAMCO Transmission	Zero Discharge Certification	Not Applicable	DEC-2019	Not Applicable	Not Applicable	01/30/2020	02/28/2020	29
AAMCO Transmission	Zero Discharge Certification	Not Applicable	DEC-2020	Not Applicable	Not Applicable	01/30/2021	02/11/2021	12
AAMCO Transmission	Zero Discharge Certification	Not Applicable	DEC-2021	Not Applicable	Not Applicable	01/30/2022		24
AAMCO Transmission	Zero Discharge Certification	Not Applicable	JUN-2014	Not Applicable	Not Applicable	07/30/2014	08/08/2014	9
AAMCO Transmission	Zero Discharge Certification	Not Applicable	JUN-2015	Not Applicable	Not Applicable	07/30/2015	08/11/2015	12
AAMCO Transmission	Zero Discharge Certification	Not Applicable	JUN-2016	Not Applicable	Not Applicable	07/30/2016	08/15/2016	16
AAMCO Transmission	Zero Discharge Certification	Not Applicable	JUN-2017	Not Applicable	Not Applicable	07/30/2017	08/10/2017	11
AAMCO Transmission	Zero Discharge Certification	Not Applicable	JUN-2018	Not Applicable	Not Applicable	07/30/2018	08/08/2018	9
AAMCO Transmission	Zero Discharge Certification	Not Applicable	JUN-2019	Not Applicable	Not Applicable	07/30/2019	08/07/2019	8
AAMCO Transmission	Zero Discharge Certification	Not Applicable	JUN-2020	Not Applicable	Not Applicable	07/30/2020	08/07/2020	8
AAMCO Transmission	Zero Discharge Certification	Not Applicable	JUN-2021	Not Applicable	Not Applicable	07/30/2021	08/13/2021	14
Access Dental Care	Dental BMP Certification	Not Applicable	JAN-2021	Not Applicable	Not Applicable	03/02/2021	04/19/2021	48
Admiral Packaging	Zero Discharge Certification	Not Applicable	SEP-2021	Not Applicable	Not Applicable	10/30/2021	11/08/2021	9
Advanced Dental Care	Dental BMP Certification	Not Applicable	NOV-2016	Not Applicable	Not Applicable	12/30/2016	02/10/2017	42
Advanced Dental Care	Dental BMP Certification	Not Applicable	NOV-2017	Not Applicable	Not Applicable	12/30/2017	01/18/2018	19
Advanced Dental Care	Dental BMP Certification	Not Applicable	NOV-2018	Not Applicable	Not Applicable	12/30/2018	01/11/2019	12
Advanced Dental Care	Dental BMP Certification	Not Applicable	NOV-2019	Not Applicable	Not Applicable	12/30/2019	01/13/2020	14
Advanced Dental Care	Dental BMP Certification	Not Applicable	NOV-2021	Not Applicable	Not Applicable	12/30/2021	01/21/2022	22
Al-Jac Produce	Sample	Sample Location # 1	JAN-2021	Grab	03/11/2021	03/02/2021	03/25/2021	23
Al-Jac Produce	Sample	Sample Location # 1	APR-2021	Grab	07/08/2021	05/30/2021	07/20/2021	51
Allied Group, LLC	Sample	Sample Location # 1	JUL-2021	Grab	09/10/2021	08/30/2021	09/23/2021	24
Alloy Holdings, LLC	Zero Discharge Certification	Not Applicable	MAR-2020	Not Applicable	Not Applicable	04/30/2020	05/07/2020	7
Alloy Holdings, LLC	Zero Discharge Certification	Not Applicable	NOV-2018	Not Applicable	Not Applicable	12/30/2018	12/13/2019	348
Alloy Holdings, LLC	Zero Discharge Certification	Not Applicable	NOV-2020	Not Applicable	Not Applicable	12/30/2020	01/04/2021	5
Alloy Holdings, LLC	Zero Discharge Certification	Not Applicable	OCT-2021	Not Applicable	Not Applicable	11/30/2021	12/01/2021	1
Alpine Auto Body, Inc.	Sample	Sample Location # 1	JUL-2021	Grab	09/14/2021	08/30/2021	09/27/2021	28
Aluminum & Copper Recycling, Inc.	Zero Discharge Certification	Not Applicable	APR-2017	Not Applicable	Not Applicable	05/30/2017	06/21/2017	22
Aluminum & Copper Recycling, Inc.	Zero Discharge Certification	Not Applicable	APR-2020	Not Applicable	Not Applicable	05/30/2020	06/04/2020	5
Alviti Link-All, Inc.	Zero Discharge Certification	Not Applicable	JAN-2017	Not Applicable	Not Applicable	03/02/2017	03/09/2017	7
Alviti Link-All, Inc.	Zero Discharge Certification	Not Applicable	JAN-2018	Not Applicable	Not Applicable	03/02/2018	03/15/2018	13
Alviti Link-All, Inc.	Zero Discharge Certification	Not Applicable	JAN-2019	Not Applicable	Not Applicable	03/02/2019	03/08/2019	6
Alviti Link-All, Inc.	Zero Discharge Certification	Not Applicable	JAN-2020	Not Applicable	Not Applicable	03/01/2020	03/04/2020	3
Alviti Link-All, Inc.	Zero Discharge Certification	Not Applicable	JAN-2021	Not Applicable	Not Applicable	03/02/2021	03/10/2021	8
Alviti Link-All, Inc.	Zero Discharge Certification	Not Applicable	JUL-2017	Not Applicable	Not Applicable	08/30/2017	09/25/2017	26

**User Late Reports
Field's Point - 2021**

Company Name	Report Type	Sample Location	Month/Year Satisfied	Sample Type	Sample Date	Due Date	Received Date	Days Late
Alviti Link-All, Inc.	Zero Discharge Certification	Not Applicable	JUL-2018	Not Applicable	Not Applicable	08/30/2018	09/07/2018	8
Alviti Link-All, Inc.	Zero Discharge Certification	Not Applicable	JUL-2019	Not Applicable	Not Applicable	08/30/2019	09/09/2019	10
Alviti Link-All, Inc.	Zero Discharge Certification	Not Applicable	JUL-2020	Not Applicable	Not Applicable	08/30/2020	09/10/2020	11
Alviti Link-All, Inc.	Zero Discharge Certification	Not Applicable	JUL-2021	Not Applicable	Not Applicable	08/30/2021	09/01/2021	2
Amy's Place	Sample	Sample Location # 1	JUN-2021	Grab	08/12/2021	07/30/2021	08/12/2021	13
Amy's Place	Sampling	Sample Location # 1	Dec-2021	Grab		01/30/2022		24
Annex Plating	Zero Discharge Certification	Not Applicable	JUL-2021	Not Applicable	Not Applicable	08/30/2021	08/31/2021	1
Annex Plating	Zero Discharge Certification	Not Applicable	NOV-2018	Not Applicable	Not Applicable	12/30/2018	12/12/2019	347
Anthony M. Paolucci, DMD, P.C.	Dental BMP Certification	Not Applicable	APR-2017	Not Applicable	Not Applicable	05/30/2017	06/19/2017	20
Anthony M. Paolucci, DMD, P.C.	Dental BMP Certification	Not Applicable	APR-2018	Not Applicable	Not Applicable	05/30/2018	06/04/2018	5
Anthony Paolucci Family Dentists	Dental BMP Certification	Not Applicable	OCT-2017	Not Applicable	Not Applicable	11/30/2017	12/13/2017	13
Anthony Paolucci Family Dentists	Dental BMP Certification	Not Applicable	OCT-2018	Not Applicable	Not Applicable	11/30/2018	12/14/2018	14
Anthony Paolucci Family Dentists	Dental BMP Certification	Not Applicable	OCT-2019	Not Applicable	Not Applicable	11/30/2019	12/10/2019	10
Anthony Paolucci Family Dentists	Dental BMP Certification	Not Applicable	OCT-2020	Not Applicable	Not Applicable	11/30/2020	12/10/2020	10
Anthony Paolucci Family Dentists	Dental BMP Certification	Not Applicable	OCT-2021	Not Applicable	Not Applicable	11/30/2021	12/08/2021	8
Anthony's Auto Body	Sample	Sample Location # 1	OCT-2021	Grab	12/21/2021	11/30/2021	01/05/2022	36
Antonelli Poultry	Sample	Sample Location # 1	JAN-2021	Grab	01/05/2021	03/02/2021	03/08/2021	6
Antonelli Poultry	Sample	Sample Location # 1	JUL-2021	Grab	09/07/2021	08/30/2021	09/20/2021	21
Arden Jewelry Mfg. Co.	Zero Discharge Certification	Not Applicable	DEC-2020	Not Applicable	Not Applicable	01/30/2021	02/05/2021	6
Arden Jewelry Mfg. Co.	Zero Discharge Certification	Not Applicable	DEC-2021	Not Applicable	Not Applicable	01/30/2022	02/04/2022	5
Arden Jewelry Mfg. Co.	Zero Discharge Certification	Not Applicable	JUN-2020	Not Applicable	Not Applicable	07/30/2020	08/06/2020	7
Arden Jewelry Mfg. Co.	Zero Discharge Certification	Not Applicable	JUN-2021	Not Applicable	Not Applicable	07/30/2021	08/04/2021	5
Aro-Sac, Inc.	Zero Discharge Certification	Not Applicable	JUN-2021	Not Applicable	Not Applicable	07/30/2021	08/10/2021	11
AS220	Sample	Sample Location # 1	APR-2021	Grab	06/28/2021	05/30/2021	06/28/2021	29
AS220	Sample	Sample Location # 1	OCT-2021	Grab	01/26/2022	11/30/2021	02/18/2022	80
AS220 - Print Shop	Sample	Sample Location # 1	APR-2021	Grab	06/28/2021	05/30/2021	06/28/2021	29
AS220 - Print Shop	Sample	Sample Location # 2	APR-2021	Grab	06/28/2021	05/30/2021	06/28/2021	29
AS220 - Print Shop	Sample	Sample Location # 1	OCT-2021	Grab	01/26/2022	11/30/2021	02/18/2022	80
AS220 - Print Shop	Sample	Sample Location # 2	OCT-2021	Grab	01/26/2022	11/30/2021	02/18/2022	80
ASP & Training Inc.	Sample	Sample Location # 1	FEB-2021	Grab	02/02/2021	03/30/2021	06/04/2021	66
ASP & Training Inc.	Sample	Sample Location # 1	MAY-2021	Grab	06/17/2021	06/30/2021	07/12/2021	12
ASP & Training Inc.	Sample	Sample Location # 1	NOV-2021	Grab	01/11/2022	12/30/2021	01/26/2022	27
Aspen Dental Management, Inc.	Dental BMP Certification	Not Applicable	DEC-2017	Not Applicable	Not Applicable	01/30/2018	02/05/2018	6
Aspen Dental Management, Inc.	Dental BMP Certification	Not Applicable	DEC-2018	Not Applicable	Not Applicable	01/30/2019	02/04/2019	5
Aspen Dental Management, Inc.	Dental BMP Certification	Not Applicable	DEC-2019	Not Applicable	Not Applicable	01/30/2020	02/06/2020	7
Aspen Dental Management, Inc.	Dental BMP Certification	Not Applicable	DEC-2020	Not Applicable	Not Applicable	01/30/2021	02/04/2021	5
Aspen Dental Management, Inc.	Dental BMP Certification	Not Applicable	DEC-2021	Not Applicable	Not Applicable	01/30/2022	02/04/2022	5
Atwill-Conroy Providence, LLC	Dental BMP Certification	Not Applicable	APR-2017	Not Applicable	Not Applicable	05/30/2017	06/19/2017	20
Atwill-Conroy Providence, LLC	Dental BMP Certification	Not Applicable	APR-2018	Not Applicable	Not Applicable	05/30/2018	06/11/2018	12
Atwill-Conroy Providence, LLC	Dental BMP Certification	Not Applicable	APR-2019	Not Applicable	Not Applicable	05/30/2019	06/12/2019	13
Avalon at Center Place	Sample	Sample Location # 1	APR-2021	Grab	06/22/2021	05/30/2021	07/22/2021	53
Avalon at Center Place	Sample	Sample Location # 1	OCT-2021	Grab	10/01/2021	11/30/2021	01/20/2022	51
B. Deltoro & Sons, Inc.	Sample	Sample Location # 1	APR-2021	Composite	06/02/2021	05/30/2021	06/28/2021	29
B. Deltoro & Sons, Inc.	Sample	Sample Location # 1	JUL-2021	Composite	09/07/2021	08/30/2021	09/15/2021	16
B. Deltoro & Sons, Inc.	Sample	Sample Location # 1	JUL-2021	Composite	09/21/2021	08/30/2021	10/04/2021	35
B.A. Beverage Company, LLC	Sample	Sample Location # 1	FEB-2021	Composite	02/28/2021	03/30/2021	09/03/2021	157

**User Late Reports
Field's Point - 2021**

Company Name	Report Type	Sample Location	Month/Year Satisfied	Sample Type	Sample Date	Due Date	Received Date	Days Late
Bagel Express	Sample	Sample Location # 1	JAN-2021	Grab	04/07/2021	03/02/2021	04/19/2021	48
Bagel Express	Sample	Sample Location # 1	JUL-2021	Grab	08/17/2021	08/30/2021	10/19/2021	50
Barbara M. Bilder, D.M.D.	Dental BMP Certification	Not Applicable	NOV-2016	Not Applicable	Not Applicable	12/30/2016	01/05/2017	6
Barbara M. Bilder, D.M.D.	Dental BMP Certification	Not Applicable	NOV-2017	Not Applicable	Not Applicable	12/30/2017	01/16/2018	17
Barbara M. Bilder, D.M.D.	Dental BMP Certification	Not Applicable	NOV-2018	Not Applicable	Not Applicable	12/30/2018	01/07/2019	8
Beautiful Day RI	Sample	Sample Location # 1	OCT-2021	Grab	01/05/2022	11/30/2021	01/20/2022	51
Benefit Dental Care, LLC	Dental BMP Certification	Not Applicable	MAR-2019	Not Applicable	Not Applicable	04/30/2019	05/10/2019	10
Bj's Wholesale Club	Sample	Sample Location # 1	MAR-2021	Grab	03/29/2021	04/30/2021	05/27/2021	27
Bj's Wholesale Club	Sample	Sample Location # 1	SEP-2021	Grab	12/01/2021	10/30/2021	02/01/2022	94
Borrelli's Bakery	Sample	Sample Location # 1	APR-2021	Grab	07/26/2021	05/30/2021	08/05/2021	67
Bread Unlimited, LLC	Sample	Sample Location # 1	MAY-2021	Grab	05/03/2021	06/30/2021	09/13/2021	75
Burton Family Dental	Dental BMP Certification	Not Applicable	APR-2018	Not Applicable	Not Applicable	05/30/2018	06/05/2018	6
Burton Family Dental	Dental BMP Certification	Not Applicable	APR-2019	Not Applicable	Not Applicable	05/30/2019	06/04/2019	5
Burton Family Dental	Dental BMP Certification	Not Applicable	APR-2020	Not Applicable	Not Applicable	05/30/2020	06/08/2020	9
Butler Hospital	Sample	Sample Location # 2	APR-2021	Grab	05/25/2021	05/30/2021	06/03/2021	4
Cal's Corner Restaurant	Sample	Sample Location # 1	MAY-2021	Grab	07/12/2021	06/30/2021	07/23/2021	23
Cal's Corner Restaurant	Sample	Sample Location # 1	NOV-2021	Grab	01/11/2022	12/30/2021	02/14/2022	46
CAMRAC, LLC	Sample	Sample Location # 1	APR-2021	Grab	04/30/2021	05/30/2021	06/01/2021	2
CAMRAC, LLC. (Johnston)	Sample	Sample Location # 1	APR-2021	Grab	04/30/2021	05/30/2021	06/01/2021	2
Capitol Hill Dental	Dental BMP Certification	Not Applicable	DEC-2018	Not Applicable	Not Applicable	01/30/2019	02/22/2019	23
Capitol Hill Dental	Dental BMP Certification	Not Applicable	DEC-2021	Not Applicable	Not Applicable	01/30/2022		24
Caress Dental Inc.	Dental BMP Certification	Not Applicable	OCT-2021	Not Applicable	Not Applicable	11/30/2021	12/09/2021	9
Carl M. Cotoia DDS	Dental BMP Certification	Not Applicable	DEC-2020	Not Applicable	Not Applicable	01/30/2021	02/12/2021	13
Carl M. Cotoia DDS	Dental BMP Certification	Not Applicable	DEC-2021	Not Applicable	Not Applicable	01/30/2022	02/10/2022	11
Certified Disaster Restoration	pH	Sample Location # 1	Nov-2021	pH	Not Applicable	12/30/2021		55
Certified Disaster Restoration	pH	Sample Location # 1	Dec-2021	pH	Not Applicable	01/30/2022		24
Certified Disaster Restoration	pH	Sample Location # 1	JAN-2021	pH	Not Applicable	03/02/2021	03/12/2021	10
Certified Disaster Restoration	pH	Sample Location # 1	MAR-2021	pH	Not Applicable	04/30/2021	06/28/2021	59
Certified Disaster Restoration	pH	Sample Location # 1	APR-2021	pH	Not Applicable	05/30/2021	06/28/2021	29
Certified Disaster Restoration	pH	Sample Location # 1	JUL-2021	pH	Not Applicable	08/30/2021	11/18/2021	80
Certified Disaster Restoration	pH	Sample Location # 1	AUG-2021	pH	Not Applicable	09/30/2021	11/18/2021	49
Certified Disaster Restoration	pH	Sample Location # 1	SEP-2021	pH	Not Applicable	10/30/2021	11/18/2021	19
Chalkstone Supermarket	Sample	Sample Location # 1	OCT-2021	Grab	12/02/2021	11/30/2021	12/14/2021	14
Choice Collision Center	Sample	Sample Location # 1	JUN-2021	Grab	06/15/2021	07/30/2021	09/10/2021	42
Choice Collision Center	Sample	Sample Location # 1	JUL-2021	Grab	07/06/2021	08/30/2021	09/10/2021	11
Choice Collision Center	Sampling	Sample Location # 1	Dec-2021	Grab		01/30/2022		24
Christina D. Dicomés DMD	Dental BMP Certification	Not Applicable	OCT-2015	Not Applicable	Not Applicable	11/30/2015	12/09/2015	9
Christina D. Dicomés DMD	Dental BMP Certification	Not Applicable	OCT-2016	Not Applicable	Not Applicable	11/30/2016	12/05/2016	5
Christina D. Dicomés DMD	Dental BMP Certification	Not Applicable	OCT-2018	Not Applicable	Not Applicable	11/30/2018	12/13/2018	13
Christina D. Dicomés DMD	Dental BMP Certification	Not Applicable	OCT-2019	Not Applicable	Not Applicable	11/30/2019	12/12/2019	12
Cibao Supermarket	Sample	Sample Location # 1	APR-2021	Grab	11/16/2021	05/30/2021	11/22/2021	176
Cibao Supermarket	Sampling	Sample Location # 1	Oct-2021	Grab		11/30/2021		85
Cityline Dental	Dental BMP Certification	Not Applicable	DEC-2015	Not Applicable	Not Applicable	01/30/2016	02/17/2016	18
Cityline Dental	Dental BMP Certification	Not Applicable	DEC-2016	Not Applicable	Not Applicable	01/30/2017	02/23/2017	24
Cityline Dental	Dental BMP Certification	Not Applicable	DEC-2017	Not Applicable	Not Applicable	01/30/2018	02/06/2018	7
Cityline Dental	Dental BMP Certification	Not Applicable	DEC-2018	Not Applicable	Not Applicable	01/30/2019	02/14/2019	15

**User Late Reports
Field's Point - 2021**

Company Name	Report Type	Sample Location	Month/Year Satisfied	Sample Type	Sample Date	Due Date	Received Date	Days Late
Cityline Dental	Dental BMP Certification	Not Applicable	DEC-2019	Not Applicable	Not Applicable	01/30/2020	02/13/2020	14
Cityline Dental	Dental BMP Certification	Not Applicable	DEC-2020	Not Applicable	Not Applicable	01/30/2021	03/10/2021	39
Cityline Dental	Dental BMP Certification	Not Applicable	DEC-2021	Not Applicable	Not Applicable	01/30/2022	02/03/2022	4
Colbea LLC (North Main)	Sample	Sample Location # 1	JUL-2021	Grab	07/29/2021	08/30/2021	09/07/2021	8
Comfort Dental	Dental BMP Certification	Not Applicable	APR-2017	Not Applicable	Not Applicable	05/30/2017	06/19/2017	20
Comfort Dental	Dental BMP Certification	Not Applicable	APR-2018	Not Applicable	Not Applicable	05/30/2018	06/05/2018	6
Comfort Dental	Dental BMP Certification	Not Applicable	APR-2019	Not Applicable	Not Applicable	05/30/2019	06/13/2019	14
Comfort Dental	Dental BMP Certification	Not Applicable	APR-2020	Not Applicable	Not Applicable	05/30/2020	07/15/2020	46
Comfort Dental	Dental BMP Certification	Not Applicable	APR-2021	Not Applicable	Not Applicable	05/30/2021	06/28/2021	29
Community College of RI	Dental BMP Certification	Not Applicable	JAN-2018	Not Applicable	Not Applicable	03/02/2018	03/09/2018	7
Community College of RI	Dental BMP Certification	Not Applicable	JAN-2021	Not Applicable	Not Applicable	03/02/2021	03/05/2021	3
Community College of RI	Dental BMP Certification	Not Applicable	JAN-2021	Not Applicable	Not Applicable	03/02/2021	05/24/2021	83
Complete Cleaning Systems Inc.	pH	Sample Location # 2	DEC-2021	pH	Not Applicable	01/30/2022	02/10/2022	11
Contract Specialties, Inc.	Sample	Sample Location # 1	FEB-2021	Grab	02/28/2021	03/30/2021	04/05/2021	6
Contract Specialties, Inc.	pH	Sample Location # 1	JAN-2021	pH	Not Applicable	03/02/2021	03/22/2021	20
Craig Van Dongen, DDS	Dental BMP Certification	Not Applicable	SEP-2020	Not Applicable	Not Applicable	10/30/2020	11/06/2020	7
Craig Van Dongen, DDS	Dental BMP Certification	Not Applicable	SEP-2021	Not Applicable	Not Applicable	10/30/2021	11/09/2021	10
Crespo Market LLC	Sample	Sample Location # 1	MAY-2021	Grab	08/03/2021	06/30/2021	10/13/2021	105
Crespo Market LLC	Sampling	Sample Location # 1	Nov-2021	Grab		12/30/2021		55
Crisloid, LLC	Sample	Sample Location # 1	JAN-2021	Grab	03/12/2021	03/02/2021	03/22/2021	20
Crisloid, LLC	Sample	Sample Location # 1	APR-2021	Grab	06/08/2021	05/30/2021	06/15/2021	16
Crisloid, LLC	Sample	Sample Location # 1	JUL-2021	Grab	09/13/2021	08/30/2021	09/22/2021	23
Crisloid, LLC	Sample	Sample Location # 1	OCT-2021	Grab	12/10/2021	11/30/2021	12/06/2021	6
D & D Chrome Plating	Zero Discharge Certification	Not Applicable	APR-2020	Not Applicable	Not Applicable	05/30/2020	06/17/2020	18
D & D Chrome Plating	Zero Discharge Certification	Not Applicable	AUG-2018	Not Applicable	Not Applicable	09/30/2018	10/03/2018	3
D & D Chrome Plating	Zero Discharge Certification	Not Applicable	DEC-2021	Not Applicable	Not Applicable	01/30/2022	02/17/2022	18
D & D Chrome Plating	Zero Discharge Certification	Not Applicable	FEB-2021	Not Applicable	Not Applicable	03/30/2021	04/14/2021	15
D & D Chrome Plating	Zero Discharge Certification	Not Applicable	JAN-2020	Not Applicable	Not Applicable	03/01/2020	03/16/2020	15
D & D Chrome Plating	Zero Discharge Certification	Not Applicable	JUL-2019	Not Applicable	Not Applicable	08/30/2019	09/13/2019	14
D & D Chrome Plating	Zero Discharge Certification	Not Applicable	JUL-2020	Not Applicable	Not Applicable	08/30/2020	09/03/2020	4
D & D Chrome Plating	Zero Discharge Certification	Not Applicable	JUN-2019	Not Applicable	Not Applicable	07/30/2019	08/05/2019	6
D & D Chrome Plating	Zero Discharge Certification	Not Applicable	MAR-2018	Not Applicable	Not Applicable	04/30/2018	05/09/2018	9
D & D Chrome Plating	Zero Discharge Certification	Not Applicable	MAR-2019	Not Applicable	Not Applicable	04/30/2019	05/01/2019	1
D & D Chrome Plating	Zero Discharge Certification	Not Applicable	MAY-2018	Not Applicable	Not Applicable	06/30/2018	07/16/2018	16
D & D Chrome Plating	Zero Discharge Certification	Not Applicable	NOV-2019	Not Applicable	Not Applicable	12/30/2019	01/13/2020	14
D & D Chrome Plating	Zero Discharge Certification	Not Applicable	OCT-2018	Not Applicable	Not Applicable	11/30/2018	12/03/2018	3
D & D Chrome Plating	Zero Discharge Certification	Not Applicable	OCT-2019	Not Applicable	Not Applicable	11/30/2019	12/05/2019	5
D & D Chrome Plating	Zero Discharge Certification	Not Applicable	OCT-2020	Not Applicable	Not Applicable	11/30/2020	12/02/2020	2
D & D Chrome Plating	Zero Discharge Certification	Not Applicable	OCT-2021	Not Applicable	Not Applicable	11/30/2021	12/01/2021	1
D & D Chrome Plating	Zero Discharge Certification	Not Applicable	SEP-2017	Not Applicable	Not Applicable	10/30/2017	11/22/2017	23
David I. Konicov, D.D.S.	Dental BMP Certification	Not Applicable	MAR-2017	Not Applicable	Not Applicable	04/30/2017	05/08/2017	8
David I. Konicov, D.D.S.	Dental BMP Certification	Not Applicable	MAR-2019	Not Applicable	Not Applicable	04/30/2019	05/08/2019	8
David I. Konicov, D.D.S.	Dental BMP Certification	Not Applicable	MAR-2021	Not Applicable	Not Applicable	04/30/2021	05/07/2021	7
Davies Technical School	Sample	Sample Location # 1	APR-2021	Grab	04/19/2021	05/30/2021	06/01/2021	2
Dean Auto Collision Center (North Main)	Sample	Sample Location # 1	APR-2021	Grab	04/30/2021	05/30/2021	06/01/2021	2
Dean Auto Collision Center Inc. (Livingston)	Sample	Sample Location # 1	APR-2021	Grab	04/30/2021	05/30/2021	06/01/2021	2

**User Late Reports
Field's Point - 2021**

Company Name	Report Type	Sample Location	Month/Year Satisfied	Sample Type	Sample Date	Due Date	Received Date	Days Late
DeLuise Bakery Inc.	Sample	Sample Location # 1	APR-2021	Grab	06/29/2021	05/30/2021	07/12/2021	43
DeLuise Bakery Inc.	Sampling	Sample Location # 1	Oct-2021	Grab		11/30/2021		85
Demoulas Supermarkets, Inc.	Sample	Sample Location # 1	DEC-2021	Grab	12/22/2021	01/30/2022	02/02/2022	3
Dent Plus Dental Center	Dental BMP Certification	Not Applicable	OCT-2014	Not Applicable	Not Applicable	11/30/2014	12/11/2014	11
Dent Plus Dental Center	Dental BMP Certification	Not Applicable	OCT-2015	Not Applicable	Not Applicable	11/30/2015	01/04/2016	35
Dent Plus Dental Center	Dental BMP Certification	Not Applicable	OCT-2016	Not Applicable	Not Applicable	11/30/2016	01/03/2017	34
Dent Plus Dental Center	Dental BMP Certification	Not Applicable	OCT-2017	Not Applicable	Not Applicable	11/30/2017	12/28/2017	28
Dent Plus Dental Center	Dental BMP Certification	Not Applicable	OCT-2020	Not Applicable	Not Applicable	11/30/2020	01/25/2021	56
Dent Plus Dental Center	Dental BMP Certification	Not Applicable	OCT-2021	Not Applicable	Not Applicable	11/30/2021		85
Dental Associates of RI	Dental BMP Certification	Not Applicable	AUG-2014	Not Applicable	Not Applicable	09/30/2014	10/07/2014	7
Dental Associates of RI	Dental BMP Certification	Not Applicable	AUG-2016	Not Applicable	Not Applicable	09/30/2016	10/06/2016	6
Dental Associates of RI	Dental BMP Certification	Not Applicable	AUG-2017	Not Applicable	Not Applicable	09/30/2017	10/05/2017	5
Dental Associates of RI	Dental BMP Certification	Not Applicable	AUG-2019	Not Applicable	Not Applicable	09/30/2019	10/09/2019	9
Dental Associates of RI	Dental BMP Certification	Not Applicable	AUG-2020	Not Applicable	Not Applicable	09/30/2020	10/08/2020	8
Dental Associates of RI	Dental BMP Certification	Not Applicable	AUG-2021	Not Applicable	Not Applicable	09/30/2021	11/12/2021	43
Designs International Inc.	Zero Discharge Certification	Not Applicable	OCT-2020	Not Applicable	Not Applicable	11/30/2020	12/09/2020	9
Designs International Inc.	Zero Discharge Certification	Not Applicable	OCT-2021	Not Applicable	Not Applicable	11/30/2021	12/14/2021	14
Detroit Collision Center	Sample	Sample Location # 1	JUL-2021	Grab	08/27/2021	08/30/2021	09/03/2021	4
Detroit Collision Center	Sample	Sample Location # 2	JUL-2021	Grab	08/27/2021	08/30/2021	09/03/2021	4
DiFruscia Industries, Inc.	Sample	Sample Location # 1	JUN-2021	Composite	06/08/2021	07/30/2021	08/10/2021	11
DiFruscia Industries, Inc.	Sample	Sample Location # 2	JUN-2021	Composite	06/08/2021	07/30/2021	08/10/2021	11
DiFruscia Industries, Inc.	Sample	Sample Location # 1	JUL-2021	Composite	07/27/2021	08/30/2021	09/09/2021	10
DiFruscia Industries, Inc.	Sample	Sample Location # 2	JUL-2021	Composite	07/27/2021	08/30/2021	09/09/2021	10
DiFruscia Industries, Inc.	Sample	Sample Location # 1	OCT-2021	Composite	10/27/2021	11/30/2021	12/02/2021	2
DiFruscia Industries, Inc.	Sample	Sample Location # 2	OCT-2021	Composite	10/27/2021	11/30/2021	12/02/2021	2
DiFruscia Industries, Inc.	pH	Sample Location # 1	MAY-2021	pH	Not Applicable	06/30/2021	07/13/2021	13
DiFruscia Industries, Inc.	pH	Sample Location # 1	JUL-2021	pH	Not Applicable	08/30/2021	09/07/2021	8
DiFruscia Industries, Inc.	pH	Sample Location # 1	OCT-2021	pH	Not Applicable	11/30/2021	12/03/2021	3
DiFruscia Industries, Inc.	pH	Sample Location # 1	NOV-2021	pH	Not Applicable	12/30/2021	01/14/2022	15
Dolce E Pane	Sampling	Sample Location # 1	Oct-2021	Grab		11/30/2021		85
Drs. Votolato and Pazienza	Dental BMP Certification	Not Applicable	SEP-2020	Not Applicable	Not Applicable	10/30/2020	11/09/2020	10
Drs. Votolato and Pazienza	Dental BMP Certification	Not Applicable	SEP-2021	Not Applicable	Not Applicable	10/30/2021	11/08/2021	9
E&M Enterprises, Ltd.	pH	Sample Location # 1	MAR-2021	pH	Not Applicable	04/30/2021	05/12/2021	12
E&M Enterprises, Ltd.	pH	Sample Location # 1	JUN-2021	pH	Not Applicable	07/30/2021	08/05/2021	6
E&M Enterprises, Ltd.	pH	Sample Location # 1	JUL-2021	pH	Not Applicable	08/30/2021	09/02/2021	3
E&M Enterprises, Ltd.	pH	Sample Location # 1	OCT-2021	pH	Not Applicable	11/30/2021	12/06/2021	6
East Coast Screen Printing	Sample	Sample Location # 1	APR-2021	Composite	06/01/2021	05/30/2021	07/01/2021	32
East Coast Screen Printing	Sample	Sample Location # 1	OCT-2021	Composite	11/04/2021	11/30/2021	01/10/2022	41
Eastern Screw Company	pH	Sample Location # 1	MAY-2021	pH	Not Applicable	06/30/2021	07/14/2021	14
Eastside Providence, LLC	Sample	Sample Location # 1	MAR-2021	Grab	03/11/2021	04/30/2021	05/17/2021	17
Eastside Providence, LLC	Sample	Sample Location # 2	MAR-2021	Grab	03/11/2021	04/30/2021	05/17/2021	17
Eastside Providence, LLC	Sample	Sample Location # 3	MAR-2021	Grab	03/11/2021	04/30/2021	05/17/2021	17
Eastside Providence, LLC	Sample	Sample Location # 4	MAR-2021	Grab	03/11/2021	04/30/2021	05/17/2021	17
El Quiche Bakery Store, Inc.	Sample	Sample Location # 1	APR-2021	Grab	07/07/2021	05/30/2021	08/20/2021	82
El Quiche Bakery Store, Inc.	Sample	Sample Location # 1	OCT-2021	Grab	12/16/2021	11/30/2021	01/25/2022	56
F. Saia Restaurants, Inc. LLC	Sample	Sample Location # 1	JAN-2021	Grab	03/05/2021	03/02/2021	03/15/2021	13

**User Late Reports
Field's Point - 2021**

Company Name	Report Type	Sample Location	Month/Year Satisfied	Sample Type	Sample Date	Due Date	Received Date	Days Late
F. Saia Restaurants, Inc. LLC	Sample	Sample Location # 1	JUL-2021	Grab	09/14/2021	08/30/2021	10/04/2021	35
Fearless Fish Market, LLC	Sample	Sample Location # 1	APR-2021	Grab	05/21/2021	05/30/2021	07/09/2021	40
FedEx Ground Package System, Inc.	Sample	Sample Location # 1	APR-2021	Grab	04/15/2021	05/30/2021	06/14/2021	15
FedEx Ground Package System, Inc.	Sample	Sample Location # 2	APR-2021	Grab	04/15/2021	05/30/2021	06/14/2021	15
FedEx Ground Package System, Inc.	Sample	Sample Location # 1	OCT-2021	Grab	10/07/2021	11/30/2021	12/10/2021	10
FedEx Ground Package System, Inc.	Sample	Sample Location # 2	OCT-2021	Grab	10/07/2021	11/30/2021	12/10/2021	10
Fed-Rick Veal Company, Inc.	Sample	Sample Location # 1	APR-2021	Grab	05/24/2021	05/30/2021	06/22/2021	23
Fed-Rick Veal Company, Inc.	Sampling	Sample Location # 1	Oct-2021	Grab		11/30/2021		85
Feed the Cheeks	Sample	Sample Location # 1	APR-2021	Grab	06/25/2021	05/30/2021	07/09/2021	40
Feed the Cheeks	Sample	Sample Location # 1	OCT-2021	Grab	01/01/2022	11/30/2021	01/19/2022	50
Ferguson Perforating Company	Zero Discharge Certification	Not Applicable	DEC-2015	Not Applicable	Not Applicable	01/30/2016	02/10/2016	11
Finest Car Wash	Sample	Sample Location # 1	AUG-2021	Grab	08/02/2021	09/30/2021	10/18/2021	18
Flame	Sampling	Sample Location # 1	Aug-2021	Grab		09/30/2021		146
Food Corp	Sample	Sample Location # 1	JAN-2021	Grab	02/11/2021	03/02/2021	03/15/2021	13
Food Corp	Sample	Sample Location # 2	JAN-2021	Grab	02/11/2021	03/02/2021	03/15/2021	13
Food Corp	Sample	Sample Location # 1	JUL-2021	Grab	09/17/2021	08/30/2021	10/22/2021	53
Food Corp	Sample	Sample Location # 2	JUL-2021	Grab	09/17/2021	08/30/2021	10/22/2021	53
Frank D'Amato, DMD	Dental BMP Certification	Not Applicable	DEC-2021	Not Applicable	Not Applicable	01/30/2022	02/07/2022	8
Genesis Marketing Group - Warren Avenue	Zero Discharge Certification	Not Applicable	DEC-2019	Not Applicable	Not Applicable	01/30/2020	02/13/2020	14
Genesis Marketing Group - Warren Avenue	Zero Discharge Certification	Not Applicable	JUN-2019	Not Applicable	Not Applicable	07/30/2019	08/08/2019	9
Gotham Greens Providence, LLC	Sample	Sample Location # 1	OCT-2021	Grab	11/17/2021	11/30/2021	12/03/2021	3
Gotham Greens Providence, LLC	Sample	Sample Location # 2	OCT-2021	Grab	11/17/2021	11/30/2021	12/03/2021	3
Gotham Greens Providence, LLC	Sample	Sample Location # 3	OCT-2021	Grab	11/17/2021	11/30/2021	12/03/2021	3
Gothic Pewter LLC	Zero Discharge Certification	Not Applicable	MAR-2018	Not Applicable	Not Applicable	04/30/2018	05/02/2018	2
Gothic Pewter LLC	Zero Discharge Certification	Not Applicable	OCT-2019	Not Applicable	Not Applicable	11/30/2019	12/03/2019	3
Gothic Pewter LLC	Zero Discharge Certification	Not Applicable	SEP-2020	Not Applicable	Not Applicable	10/30/2020	11/02/2020	3
Granitec	Zero Discharge Certification	Not Applicable	JAN-2021	Not Applicable	Not Applicable	03/02/2021	04/12/2021	41
Granitec	Zero Discharge Certification	Not Applicable	JUL-2020	Not Applicable	Not Applicable	08/30/2020	09/21/2020	22
Granitec	Zero Discharge Certification	Not Applicable	JUL-2021	Not Applicable	Not Applicable	08/30/2021	09/27/2021	28
Greystone Auto Center	Sample	Sample Location # 1	JUL-2021	Grab	09/10/2021	08/30/2021	09/23/2021	24
Grieco Family Holding Co, LLC	Sample	Sample Location # 1	APR-2021	Grab	06/21/2021	05/30/2021	07/08/2021	39
Hodosh Dental Associates, Inc.	Dental BMP Certification	Not Applicable	MAR-2018	Not Applicable	Not Applicable	04/30/2018	05/10/2018	10
Hodosh Dental Associates, Inc.	Dental BMP Certification	Not Applicable	MAR-2020	Not Applicable	Not Applicable	04/30/2020	05/07/2020	7
Hungry Ghost Press	Sample	Sample Location # 1	APR-2021	Grab	05/25/2021	05/30/2021	06/07/2021	8
Hurd Auto Mall LLC	Sample	Sample Location # 1	JAN-2021	Grab	01/05/2021	03/02/2021	04/14/2021	43
I. Broomfield & Son, Inc.	Zero Discharge Certification	Not Applicable	APR-2019	Not Applicable	Not Applicable	05/30/2019	06/04/2019	5
I. Broomfield & Son, Inc.	Zero Discharge Certification	Not Applicable	DEC-2018	Not Applicable	Not Applicable	01/30/2019	02/05/2019	6
I. Broomfield & Son, Inc.	Zero Discharge Certification	Not Applicable	FEB-2020	Not Applicable	Not Applicable	03/30/2020	05/12/2020	43
I. Broomfield & Son, Inc.	Zero Discharge Certification	Not Applicable	JUN-2019	Not Applicable	Not Applicable	07/30/2019	08/05/2019	6
I. Broomfield & Son, Inc.	Zero Discharge Certification	Not Applicable	NOV-2019	Not Applicable	Not Applicable	12/30/2019	01/06/2020	7
I. Broomfield & Son, Inc.	Zero Discharge Certification	Not Applicable	OCT-2021	Not Applicable	Not Applicable	11/30/2021	12/03/2021	3
I. Broomfield & Son, Inc.	Zero Discharge Certification	Not Applicable	SEP-2020	Not Applicable	Not Applicable	10/30/2020	11/04/2020	5
Ideal Plating & Polishing Co., Inc.	pH	Sample Location # 1	FEB-2021	pH	Not Applicable	03/30/2021	04/02/2021	3
Ideal Plating & Polishing Co., Inc.	pH	Sample Location # 1	JUN-2021	pH	Not Applicable	07/30/2021	08/06/2021	7
Ideal Plating & Polishing Co., Inc.	pH	Sample Location # 1	DEC-2021	pH	Not Applicable	01/30/2022	02/01/2022	2
Imperial Tile & Marble Works Inc.	Sample	Sample Location # 1	JAN-2021	Grab	03/12/2021	03/02/2021	03/25/2021	23

**User Late Reports
Field's Point - 2021**

Company Name	Report Type	Sample Location	Month/Year Satisfied	Sample Type	Sample Date	Due Date	Received Date	Days Late
Imperial Tile & Marble Works Inc.	Sample	Sample Location # 1	APR-2021	Grab	06/11/2021	05/30/2021	07/08/2021	39
Imperial Tile & Marble Works Inc.	Sample	Sample Location # 1	JUL-2021	Grab	09/15/2021	08/30/2021	09/27/2021	28
Imperial Tile & Marble Works Inc.	Sample	Sample Location # 1	OCT-2021	Grab	12/18/2021	11/30/2021	12/23/2021	23
Izzi Orthodontics	Sample	Sample Location # 1	APR-2021	Grab	04/01/2021	05/30/2021	09/20/2021	113
Jacob Werba, DDS	Zero Discharge Certification	Not Applicable	APR-2018	Not Applicable	Not Applicable	05/30/2018	06/07/2018	8
Jacob Werba, DDS	Zero Discharge Certification	Not Applicable	APR-2019	Not Applicable	Not Applicable	05/30/2019	07/12/2019	43
Jacob Werba, DDS	Zero Discharge Certification	Not Applicable	APR-2020	Not Applicable	Not Applicable	05/30/2020	06/01/2020	2
Jacob Werba, DDS	Zero Discharge Certification	Not Applicable	APR-2021	Not Applicable	Not Applicable	05/30/2021	06/10/2021	11
Jeanette's Bakery	Sample	Sample Location # 1	APR-2021	Grab	04/27/2021	05/30/2021	06/18/2021	19
Jeanette's Bakery	Sample	Sample Location # 1	OCT-2021	Grab	10/27/2021	11/30/2021	12/06/2021	6
John T. A. Romano DDS, Inc.	Dental BMP Certification	Not Applicable	SEP-2016	Not Applicable	Not Applicable	10/30/2016	12/02/2016	33
John T. A. Romano DDS, Inc.	Dental BMP Certification	Not Applicable	SEP-2019	Not Applicable	Not Applicable	10/30/2019	11/14/2019	15
John T. A. Romano DDS, Inc.	Dental BMP Certification	Not Applicable	SEP-2021	Not Applicable	Not Applicable	10/30/2021	11/19/2021	20
John T. A. Romano DDS, Inc.	Dental BMP Certification	Not Applicable	SEP-2021	Not Applicable	Not Applicable	10/30/2021	11/24/2021	25
Johnston Family Dentistry	Dental BMP Certification	Not Applicable	SEP-2017	Not Applicable	Not Applicable	10/30/2017	11/21/2017	22
Johnston Family Dentistry	Dental BMP Certification	Not Applicable	SEP-2018	Not Applicable	Not Applicable	10/30/2018	11/13/2018	14
Johnston Family Dentistry	Dental BMP Certification	Not Applicable	SEP-2021	Not Applicable	Not Applicable	10/30/2021	11/08/2021	9
JPL Enterprises, LLC	Sample	Sample Location # 1	OCT-2021	Grab	01/12/2022	11/30/2021	02/01/2022	63
Kelly's Car Wash, Inc.	Sample	Sample Location # 1	AUG-2021	Grab	10/08/2021	09/30/2021	10/20/2021	20
Kingston BR LLC	Sample	Sample Location # 1	MAY-2021	Grab	07/12/2021	06/30/2021	07/29/2021	29
Kingston BR LLC	Sample	Sample Location # 1	NOV-2021	Grab	01/13/2022	12/30/2021	01/27/2022	28
La Chapincita Market, LLC	Sample	Sample Location # 1	JUL-2021	Grab	10/27/2021	08/30/2021	11/05/2021	67
Lawrence P. Stephenson, DDS, Ltd.	Dental BMP Certification	Not Applicable	OCT-2018	Not Applicable	Not Applicable	11/30/2018	12/13/2018	13
Lawrence P. Stephenson, DDS, Ltd.	Dental BMP Certification	Not Applicable	OCT-2019	Not Applicable	Not Applicable	11/30/2019	12/11/2019	11
Lawrence P. Stephenson, DDS, Ltd.	Dental BMP Certification	Not Applicable	OCT-2020	Not Applicable	Not Applicable	11/30/2020	02/16/2021	78
Lawrence P. Stephenson, DDS, Ltd.	Dental BMP Certification	Not Applicable	OCT-2021	Not Applicable	Not Applicable	11/30/2021	01/18/2022	49
Lawrence Page, DMD, Inc.	Dental BMP Certification	Not Applicable	APR-2021	Not Applicable	Not Applicable	05/30/2021	06/10/2021	11
Lena Karkalas, DDS	Dental BMP Certification	Not Applicable	DEC-2021	Not Applicable	Not Applicable	01/30/2022	02/07/2022	8
Light & Conforti DMDs, LLC	Dental BMP Certification	Not Applicable	NOV-2019	Not Applicable	Not Applicable	12/30/2019	01/07/2020	8
Light & Conforti DMDs, LLC	Dental BMP Certification	Not Applicable	NOV-2021	Not Applicable	Not Applicable	12/30/2021	01/13/2022	14
L'Image	Zero Discharge Certification	Not Applicable	DEC-2017	Not Applicable	Not Applicable	01/30/2018	02/09/2018	10
L'Image	Zero Discharge Certification	Not Applicable	DEC-2018	Not Applicable	Not Applicable	01/30/2019	02/08/2019	9
L'Image	Zero Discharge Certification	Not Applicable	DEC-2020	Not Applicable	Not Applicable	01/30/2021	02/10/2021	11
L'Image	Zero Discharge Certification	Not Applicable	DEC-2021	Not Applicable	Not Applicable	01/30/2022	02/17/2022	18
L'Image	Zero Discharge Certification	Not Applicable	JUN-2018	Not Applicable	Not Applicable	07/30/2018	08/08/2018	9
L'Image	Zero Discharge Certification	Not Applicable	JUN-2020	Not Applicable	Not Applicable	07/30/2020	10/07/2020	69
M.B. Rubinstein, DDS & R.J. Ducoff, DMD	Dental BMP Certification	Not Applicable	OCT-2015	Not Applicable	Not Applicable	11/30/2015	12/07/2015	7
M.B. Rubinstein, DDS & R.J. Ducoff, DMD	Dental BMP Certification	Not Applicable	OCT-2021	Not Applicable	Not Applicable	11/30/2021	12/06/2021	6
Madrid European Bakery LLC	Sample	Sample Location # 1	JAN-2021	Grab	03/24/2021	03/02/2021	04/19/2021	48
Madrid European Bakery LLC	Sample	Sample Location # 1	JUL-2021	Grab	09/08/2021	08/30/2021	09/27/2021	28
Mahr, Inc.	pH	Sample Location # 1	JUL-2021	pH	Not Applicable	08/30/2021	09/07/2021	8
Mahr, Inc.	pH	Sample Location # 1	NOV-2021	pH	Not Applicable	12/30/2021	01/12/2022	13
Mainelli Tool & Die, Inc.	Zero Discharge Certification	Not Applicable	JUN-2020	Not Applicable	Not Applicable	07/30/2020	08/06/2020	7
Mansolillo Dental	Dental BMP Certification	Not Applicable	APR-2017	Not Applicable	Not Applicable	05/30/2017	06/12/2017	13
Mansolillo Dental	Dental BMP Certification	Not Applicable	APR-2018	Not Applicable	Not Applicable	05/30/2018	06/11/2018	12
Mansolillo Dental	Dental BMP Certification	Not Applicable	APR-2019	Not Applicable	Not Applicable	05/30/2019	06/10/2019	11

**User Late Reports
Field's Point - 2021**

Company Name	Report Type	Sample Location	Month/Year Satisfied	Sample Type	Sample Date	Due Date	Received Date	Days Late
Mansolillo Dental	Dental BMP Certification	Not Applicable	APR-2020	Not Applicable	Not Applicable	05/30/2020	06/11/2020	12
Mansolillo Dental	Dental BMP Certification	Not Applicable	APR-2021	Not Applicable	Not Applicable	05/30/2021	06/09/2021	10
Mark Pochebit, DMD	Dental BMP Certification	Not Applicable	DEC-2021	Not Applicable	Not Applicable	01/30/2022	02/11/2022	12
Markos Automotive	Sample	Sample Location # 1	JAN-2021	Grab	01/29/2021	03/02/2021	04/19/2021	48
Markos Automotive	Sample	Sample Location # 1	JUL-2021	Grab	07/01/2021	08/30/2021	10/13/2021	44
Maya Bakery	Sample	Sample Location # 1	APR-2021	Grab	04/30/2021	05/30/2021	06/18/2021	19
Maya Bakery	Sampling	Sample Location # 1	Oct-2021	Grab		11/30/2021		85
Mekong Market	Sample	Sample Location # 1	JAN-2021	Grab	01/25/2021	03/02/2021	06/02/2021	92
Mekong Market	Sampling	Sample Location # 1	Jul-2021	Grab		08/30/2021		177
Meller Optics, Inc.	Sample	Sample Location # 1	JUL-2021	Grab	08/24/2021	08/30/2021	09/07/2021	8
Metallurgical Solutions, Inc.	pH	Sample Location # 1	AUG-2021	pH	Not Applicable	09/30/2021	10/07/2021	7
Mi Quisqueya Supermarket	Sample	Sample Location # 1	APR-2021	Grab	05/26/2021	05/30/2021	07/26/2021	57
Mi Quisqueya Supermarket	Sample	Sample Location # 1	OCT-2021	Grab	12/20/2021	11/30/2021	12/30/2021	30
Monarch Metal Finishing Co., Inc.	Sample	Sample Location # 1	NOV-2021	Composite	11/23/2021	12/30/2021	01/11/2022	12
Monarch Metal Finishing Co., Inc.	Sample	Sample Location # 19	NOV-2021	Grab	11/23/2021	12/30/2021	01/11/2022	12
Monarch Metal Finishing Co., Inc.	Sample	Sample Location # 2	NOV-2021	Composite	11/23/2021	12/30/2021	01/11/2022	12
Monarch Metal Finishing Co., Inc.	pH	Sample Location # 1	NOV-2021	pH	Not Applicable	12/30/2021	01/11/2022	12
Monarch Metal Finishing, Inc.	Sample	Sample Location # 1	SEP-2021	Composite	09/08/2021	10/30/2021	11/02/2021	3
Monarch Metal Finishing, Inc.	pH	Sample Location # 1	MAY-2021	pH	Not Applicable	06/30/2021	07/01/2021	1
Monarch Metal Finishing, Inc.	pH	Sample Location # 1	SEP-2021	pH	Not Applicable	10/30/2021	11/02/2021	3
Moniker Brewing LLC	Sample	Sample Location # 1	APR-2021	Grab	06/16/2021	05/30/2021	06/25/2021	26
Morgan Mill Metals, LLC	Zero Discharge Certification	Not Applicable	NOV-2018	Not Applicable	Not Applicable	12/30/2018	12/04/2019	339
Morgan Mill Metals, LLC	Zero Discharge Certification	Not Applicable	NOV-2018	Not Applicable	Not Applicable	12/30/2018	12/09/2019	344
Moses Brown School	Sample	Sample Location # 1	OCT-2021	Grab	10/22/2021	11/30/2021	02/10/2022	72
Moses Brown School	Sample	Sample Location # 2	OCT-2021	Grab	10/22/2021	11/30/2021	02/10/2022	72
Moses Brown School	Sample	Sample Location # 3	OCT-2021	Grab	02/10/2022	11/30/2021	02/11/2022	73
Mutual Cornell	pH	Sample Location # 1	APR-2021	pH	Not Applicable	05/30/2021	06/03/2021	4
Mutual Cornell	pH	Sample Location # 1	JUN-2021	pH	Not Applicable	07/30/2021	08/04/2021	5
Mutual Cornell	pH	Sample Location # 1	JUL-2021	pH	Not Applicable	08/30/2021	09/07/2021	8
Mutual Cornell	pH	Sample Location # 1	SEP-2021	pH	Not Applicable	10/30/2021	12/01/2021	32
Mutual Cornell	pH	Sample Location # 1	OCT-2021	pH	Not Applicable	11/30/2021	12/01/2021	1
NC Dental, Inc.	Dental BMP Certification	Not Applicable	JAN-2017	Not Applicable	Not Applicable	03/02/2017	03/21/2017	19
NC Dental, Inc.	Dental BMP Certification	Not Applicable	JAN-2018	Not Applicable	Not Applicable	03/02/2018	03/12/2018	10
NC Dental, Inc.	Dental BMP Certification	Not Applicable	JAN-2019	Not Applicable	Not Applicable	03/02/2019	03/13/2019	11
NC Dental, Inc.	Dental BMP Certification	Not Applicable	JAN-2021	Not Applicable	Not Applicable	03/02/2021	04/16/2021	45
Nettie's Kettle Corn, LLC	Sample	Sample Location # 1	APR-2021	Grab	06/09/2021	05/30/2021	07/23/2021	54
Nettie's Kettle Corn, LLC	Sampling	Sample Location # 1	Oct-2021	Grab		11/30/2021		85
New Sky Market Inc.	Sample	Sample Location # 1	FEB-2021	Grab	05/05/2021	03/30/2021	05/17/2021	48
New Sky Market Inc.	Sample	Sample Location # 1	AUG-2021	Grab	10/26/2021	09/30/2021	11/04/2021	35
NGC Inc.	Sample	Sample Location # 1	APR-2021	Composite	04/27/2021	05/30/2021	06/10/2021	11
NNC of Rhode Island, Inc.	Sample	Sample Location # 1	JAN-2021	Grab	01/29/2021	03/02/2021	04/15/2021	44
NNC of Rhode Island, Inc.	Sample	Sample Location # 1	JUL-2021	Grab	07/01/2021	08/30/2021	09/01/2021	2
Northland Environmental LLC	Zero Discharge Certification	Not Applicable	DEC-2021	Not Applicable	Not Applicable	01/30/2022	02/11/2022	12
Northland Environmental LLC	Zero Discharge Certification	Not Applicable	JAN-2018	Not Applicable	Not Applicable	03/02/2018	03/09/2018	7
Nueva San Salvador Bakery, Inc.	Sample	Sample Location # 1	JUL-2021	Grab	10/22/2021	08/30/2021	10/29/2021	60
Olneyville NY System	Sample	Sample Location # 1	MAY-2021	Grab	07/29/2021	06/30/2021	08/10/2021	41

**User Late Reports
Field's Point - 2021**

Company Name	Report Type	Sample Location	Month/Year Satisfied	Sample Type	Sample Date	Due Date	Received Date	Days Late
Olneyville NY System	Sampling	Sample Location # 1	Nov-2021	Grab		12/30/2021		55
Pablo and Juan Jimenez	Sampling	Sample Location # 1	Oct-2021	Grab		11/30/2021		85
Panaderia El Paisano	Sample	Sample Location # 1	JAN-2021	Grab	06/03/2021	03/02/2021	06/11/2021	101
Panaderia El Paisano	Sample	Sample Location # 1	JUL-2021	Grab	06/29/2021	08/30/2021	10/14/2021	45
Panaderia El Paisano	Sample	Sample Location # 1	JUL-2021	Grab	10/27/2021	08/30/2021	11/08/2021	70
Panaderia El Quetzal, Inc.	Sample	Sample Location # 1	APR-2021	Grab	05/13/2021	05/30/2021	07/08/2021	39
Panaderia El Quetzal, Inc.	Sampling	Sample Location # 1	Oct-2021	Grab		11/30/2021		85
Pediatric Dentistry	Dental BMP Certification	Not Applicable	APR-2020	Not Applicable	Not Applicable	05/30/2020	06/16/2020	17
Pediatric Dentistry	Dental BMP Certification	Not Applicable	APR-2021	Not Applicable	Not Applicable	05/30/2021	06/11/2021	12
Peter Pan Bus Lines	Sample	Sample Location # 1	JAN-2021	Grab	01/29/2021	03/02/2021	03/31/2021	29
Peter Pan Bus Lines	Sample	Sample Location # 1	APR-2021	Grab	04/30/2021	05/30/2021	06/07/2021	8
Philip D. Barr, DDS	Dental BMP Certification	Not Applicable	OCT-2020	Not Applicable	Not Applicable	11/30/2020	12/10/2020	10
Philip D. Barr, DDS	Dental BMP Certification	Not Applicable	OCT-2021	Not Applicable	Not Applicable	11/30/2021	12/07/2021	7
Price Rite	Sample	Sample Location # 1	NOV-2021	Grab	12/21/2021	12/30/2021	01/18/2022	19
Prince Enameling Company, Inc.	Zero Discharge Certification	Not Applicable	AUG-2017	Not Applicable	Not Applicable	09/30/2017	10/10/2017	10
Prince Enameling Company, Inc.	Zero Discharge Certification	Not Applicable	AUG-2019	Not Applicable	Not Applicable	09/30/2019	10/07/2019	7
Prince Enameling Company, Inc.	Zero Discharge Certification	Not Applicable	DEC-2021	Not Applicable	Not Applicable	01/30/2022	02/01/2022	2
Prince Enameling Company, Inc.	Zero Discharge Certification	Not Applicable	JAN-2020	Not Applicable	Not Applicable	03/01/2020	03/09/2020	8
Prince Enameling Company, Inc.	Zero Discharge Certification	Not Applicable	NOV-2020	Not Applicable	Not Applicable	12/30/2020	12/14/2021	349
Prospect CharterCARE RWMC, LLC	Sample	Sample Location # 1	JAN-2021	Grab	01/02/2021	03/02/2021	03/03/2021	1
Prospect CharterCARE RWMC, LLC	Sample	Sample Location # 3	APR-2021	Grab	06/11/2021	05/30/2021	06/21/2021	22
Prospect CharterCARE RWMC, LLC	Sample	Sample Location # 4	APR-2021	Grab	06/11/2021	05/30/2021	06/21/2021	22
Prospect CharterCARE RWMC, LLC (Maude)	Sample	Sample Location # 1	APR-2021	Grab	06/11/2021	05/30/2021	06/21/2021	22
Prospect CharterCARE RWMC, LLC (Maude)	Sample	Sample Location # 2	APR-2021	Grab	06/11/2021	05/30/2021	06/21/2021	22
Prospect CharterCARE RWMC, LLC (Maude)	Sample	Sample Location # 3	APR-2021	Grab	06/11/2021	05/30/2021	06/21/2021	22
Prospect CharterCARE RWMC, LLC (Maude)	Sample	Sample Location # 1	JUN-2021	Grab	06/11/2021	07/30/2021	08/12/2021	13
Prospect CharterCARE RWMC, LLC (Maude)	Sample	Sample Location # 1	AUG-2021	Grab	11/04/2021	09/30/2021	11/22/2021	53
Prospect CharterCARE RWMC, LLC (Maude)	Sampling	Sample Location # 1	Dec-2021	Grab		01/30/2022		24
Prospect CharterCARE SJHSRI	Sample	Sample Location # 1	APR-2021	Grab	06/11/2021	05/30/2021	06/22/2021	23
Prospect CharterCARE SJHSRI	Sample	Sample Location # 2	APR-2021	Grab	06/11/2021	05/30/2021	06/22/2021	23
Prospect CharterCARE SJHSRI	Sample	Sample Location # 3	APR-2021	Grab	06/11/2021	05/30/2021	06/22/2021	23
Prospect CharterCARE SJHSRI, LLC	Dental BMP Certification	Not Applicable	DEC-2019	Not Applicable	Not Applicable	01/30/2020	05/19/2020	110
Prospect CharterCARE SJHSRI, LLC	Dental BMP Certification	Not Applicable	DEC-2020	Not Applicable	Not Applicable	01/30/2021	03/09/2021	38
Prospect CharterCARE SJHSRI, LLC	Dental BMP Certification	Not Applicable	DEC-2021	Not Applicable	Not Applicable	01/30/2022		24
Providence Auto Body, Inc.	Sample	Sample Location # 1	APR-2021	Grab	04/28/2021	05/30/2021	07/16/2021	47
Providence Auto Body, Inc.	Sample	Sample Location #2	APR-2021	Grab	04/28/2021	05/30/2021	07/16/2021	47
Providence Auto Body, Inc.	Sample	Sample Location #3	APR-2021	Grab	04/28/2021	05/30/2021	07/16/2021	47
Providence Auto Body, Inc.	Sample	Sample Location # 1	APR-2021	Grab	04/28/2021	05/30/2021	07/16/2021	47
Providence Auto Body, Inc.	Sample	Sample Location # 2	APR-2021	Grab	04/28/2021	05/30/2021	07/16/2021	47
Providence Auto Body, Inc.	Sample	Sample Location # 1	OCT-2021	Grab	10/26/2021	11/30/2021	01/03/2022	34
Providence Auto Body, Inc.	Sample	Sample Location #2	OCT-2021	Grab	10/26/2021	11/30/2021	01/03/2022	34
Providence Auto Body, Inc.	Sample	Sample Location #3	OCT-2021	Grab	10/26/2021	11/30/2021	01/03/2022	34
Providence Auto Body, Inc.	Sample	Sample Location # 1	OCT-2021	Grab	10/26/2021	11/30/2021	01/03/2022	34
Providence Auto Body, Inc.	Sample	Sample Location # 2	OCT-2021	Grab	10/26/2021	11/30/2021	01/03/2022	34
Providence Brewing Company	Sample	Sample Location # 1	OCT-2021	Grab	10/01/2021	11/30/2021	12/02/2021	2
Providence Brewing Company LLC	Sample	Sample Location # 1	JAN-2021	Grab	06/01/2021	03/02/2021	06/01/2021	91

**User Late Reports
Field's Point - 2021**

Company Name	Report Type	Sample Location	Month/Year Satisfied	Sample Type	Sample Date	Due Date	Received Date	Days Late
Providence Career & Technical Academy	Sample	Sample Location # 1	APR-2021	Grab	04/29/2021	05/30/2021	06/01/2021	2
Providence College - Hunt-Cavanagh	Sample	Sample Location # 1	APR-2021	Grab	04/30/2021	05/30/2021	06/04/2021	5
Providence College - Hunt-Cavanagh	Sample	Sample Location # 2	APR-2021	Grab	04/30/2021	05/30/2021	06/04/2021	5
Providence College - Hunt-Cavanagh	Sample	Sample Location # 3	APR-2021	Grab	04/30/2021	05/30/2021	06/04/2021	5
Providence College - Hunt-Cavanagh	Sample	Sample Location # 4	APR-2021	Grab	04/30/2021	05/30/2021	06/04/2021	5
Providence Community Health Centers, Inc	Dental BMP Certification	Not Applicable	SEP-2015	Not Applicable	Not Applicable	10/30/2015	11/10/2015	11
Providence Community Health Centers, Inc	Dental BMP Certification	Not Applicable	SEP-2016	Not Applicable	Not Applicable	10/30/2016	11/18/2016	19
Providence Community Health Centers, Inc	Dental BMP Certification	Not Applicable	SEP-2018	Not Applicable	Not Applicable	10/30/2018	11/13/2018	14
Providence Community Health Centers, Inc	Dental BMP Certification	Not Applicable	SEP-2019	Not Applicable	Not Applicable	10/30/2019	11/12/2019	13
Providence Community Health Centers, Inc	Dental BMP Certification	Not Applicable	SEP-2020	Not Applicable	Not Applicable	10/30/2020	11/09/2020	10
Providence Community Health Centers, Inc	Dental BMP Certification	Not Applicable	SEP-2021	Not Applicable	Not Applicable	10/30/2021	11/12/2021	13
Providence Community Health Clinic	Dental BMP Certification	Not Applicable	DEC-2021	Not Applicable	Not Applicable	01/30/2022		24
Providence Public Safety Complex	Sample	Sample Location # 1	APR-2021	Grab	04/27/2021	05/30/2021	06/01/2021	2
Providence Specialty Products, LLC	Sample	Sample Location # 1	APR-2021	Grab	04/28/2021	05/30/2021	06/22/2021	23
Providence Specialty Products, LLC	Sample	Sample Location # 2	APR-2021	Grab	04/28/2021	05/30/2021	06/22/2021	23
Providence Specialty Products, LLC	pH	Sample Location # 1	JUN-2021	pH	Not Applicable	07/30/2021	08/02/2021	3
Providence Specialty Products, LLC	pH	Sample Location # 2	JUN-2021	pH	Not Applicable	07/30/2021	08/02/2021	3
Providence Water Supply Board	Sample	Sample Location # 1	APR-2021	Grab	04/28/2021	05/30/2021	06/10/2021	11
Providence Water Supply Board	Sample	Sample Location # 1	OCT-2021	Grab	11/23/2021	11/30/2021	12/06/2021	6
Pure Haven, LLC	Sample	Sample Location # 1	JUL-2021	Grab	09/20/2021	08/30/2021	09/24/2021	25
Quality Seafood	Sample	Sample Location # 1	APR-2021	Grab	07/30/2021	05/30/2021	08/16/2021	78
Quality Spraying Technologies	pH	Sample Location # 1	NOV-2021	pH	Not Applicable	12/30/2021	01/04/2022	5
R.I. Beef & Veal, Inc	Sample	Sample Location # 1	APR-2021	Grab	09/03/2021	05/30/2021	09/27/2021	120
R.I. Beef & Veal, Inc	Sample	Sample Location # 1	JUL-2021	Grab	09/14/2021	08/30/2021	10/12/2021	43
R.I. Beef & Veal, Inc	Sample	Sample Location # 1	OCT-2021	Composite	10/26/2021	11/30/2021	12/23/2021	23
R.I. Hospital - Hasbro Childrens	Sample	Sample Location # 1	JUL-2021	Grab	07/29/2021	08/30/2021	08/31/2021	1
Reali's Fine Italian Cuisine	Sample	Sample Location # 1	JAN-2021	Grab	03/01/2021	03/02/2021	03/22/2021	20
Reali's Fine Italian Cuisine	Sample	Sample Location # 1	JAN-2021	Grab	03/08/2021	03/02/2021	03/22/2021	20
Revival Foodworks and Brewery	Sample	Sample Location # 1	OCT-2021	Composite	10/01/2021	11/30/2021	12/22/2021	22
Rhode Island Chemical Corporation	Zero Discharge Certification	Not Applicable	APR-2020	Not Applicable	Not Applicable	05/30/2020	06/03/2020	4
Rhode Island Chemical Corporation	Zero Discharge Certification	Not Applicable	AUG-2015	Not Applicable	Not Applicable	09/30/2015	10/13/2015	13
Rhode Island Chemical Corporation	Zero Discharge Certification	Not Applicable	AUG-2018	Not Applicable	Not Applicable	09/30/2018	10/09/2018	9
Rhode Island Chemical Corporation	Zero Discharge Certification	Not Applicable	DEC-2015	Not Applicable	Not Applicable	01/30/2016	02/12/2016	13
Rhode Island Chemical Corporation	Zero Discharge Certification	Not Applicable	DEC-2018	Not Applicable	Not Applicable	01/30/2019	02/07/2019	8
Rhode Island Chemical Corporation	Zero Discharge Certification	Not Applicable	DEC-2020	Not Applicable	Not Applicable	01/30/2021	02/22/2021	23
Rhode Island Chemical Corporation	Zero Discharge Certification	Not Applicable	FEB-2017	Not Applicable	Not Applicable	03/30/2017	04/24/2017	25
Rhode Island Chemical Corporation	Zero Discharge Certification	Not Applicable	FEB-2021	Not Applicable	Not Applicable	03/30/2021	04/19/2021	20
Rhode Island Chemical Corporation	Zero Discharge Certification	Not Applicable	JAN-2016	Not Applicable	Not Applicable	03/01/2016	03/18/2016	17
Rhode Island Chemical Corporation	Zero Discharge Certification	Not Applicable	JAN-2018	Not Applicable	Not Applicable	03/02/2018	03/08/2018	6
Rhode Island Chemical Corporation	Zero Discharge Certification	Not Applicable	JUL-2020	Not Applicable	Not Applicable	08/30/2020	09/30/2020	31
Rhode Island Chemical Corporation	Zero Discharge Certification	Not Applicable	JUL-2021	Not Applicable	Not Applicable	08/30/2021	09/13/2021	14
Rhode Island Chemical Corporation	Zero Discharge Certification	Not Applicable	JUN-2017	Not Applicable	Not Applicable	07/30/2017	08/07/2017	8
Rhode Island Chemical Corporation	Zero Discharge Certification	Not Applicable	JUN-2018	Not Applicable	Not Applicable	07/30/2018	08/10/2018	11
Rhode Island Chemical Corporation	Zero Discharge Certification	Not Applicable	JUN-2020	Not Applicable	Not Applicable	07/30/2020	08/12/2020	13
Rhode Island Chemical Corporation	Zero Discharge Certification	Not Applicable	JUN-2021	Not Applicable	Not Applicable	07/30/2021	08/18/2021	19
Rhode Island Chemical Corporation	Zero Discharge Certification	Not Applicable	MAR-2020	Not Applicable	Not Applicable	04/30/2020	06/03/2020	34

**User Late Reports
Field's Point - 2021**

Company Name	Report Type	Sample Location	Month/Year Satisfied	Sample Type	Sample Date	Due Date	Received Date	Days Late
Rhode Island Chemical Corporation	Zero Discharge Certification	Not Applicable	NOV-2017	Not Applicable	Not Applicable	12/30/2017	01/16/2018	17
Rhode Island Chemical Corporation	Zero Discharge Certification	Not Applicable	NOV-2018	Not Applicable	Not Applicable	12/30/2018	01/04/2019	5
Rhode Island Chemical Corporation	Zero Discharge Certification	Not Applicable	NOV-2021	Not Applicable	Not Applicable	12/30/2021	01/24/2022	25
Rhode Island Chemical Corporation	Zero Discharge Certification	Not Applicable	OCT-2015	Not Applicable	Not Applicable	11/30/2015	12/04/2015	4
Rhode Island Chemical Corporation	Zero Discharge Certification	Not Applicable	SEP-2016	Not Applicable	Not Applicable	10/30/2016	11/14/2016	15
Rhode Island Chemical Corporation	Zero Discharge Certification	Not Applicable	SEP-2020	Not Applicable	Not Applicable	10/30/2020	11/17/2020	18
Rhode Island Chemical Corporation	Zero Discharge Certification	Not Applicable	SEP-2021	Not Applicable	Not Applicable	10/30/2021	11/12/2021	13
Rhode Island College - Connection 2	Zero Discharge Certification	Not Applicable	APR-2020	Not Applicable	Not Applicable	05/30/2020	06/10/2020	11
Rhode Island College - Connection 2	Zero Discharge Certification	Not Applicable	DEC-2021	Not Applicable	Not Applicable	01/30/2022	02/04/2022	5
Rhode Island College - Connection 2	Zero Discharge Certification	Not Applicable	JUL-2017	Not Applicable	Not Applicable	08/30/2017	09/15/2017	16
Rhode Island College - Connection 2	Zero Discharge Certification	Not Applicable	MAY-2017	Not Applicable	Not Applicable	06/30/2017	07/21/2017	21
Rhode Island College - Connection 2	Zero Discharge Certification	Not Applicable	NOV-2017	Not Applicable	Not Applicable	12/30/2017	01/16/2018	17
Rhode Island College - Connection 2	Zero Discharge Certification	Not Applicable	NOV-2020	Not Applicable	Not Applicable	12/30/2020	12/03/2021	338
Rhode Island College - Connection 2	Zero Discharge Certification	Not Applicable	NOV-2021	Not Applicable	Not Applicable	12/30/2021	01/18/2022	19
Rhode Island College - Connection 2	Zero Discharge Certification	Not Applicable	SEP-2017	Not Applicable	Not Applicable	10/30/2017	11/10/2017	11
Rhode Island College - Connection 2	Zero Discharge Certification	Not Applicable	SEP-2019	Not Applicable	Not Applicable	10/30/2019	11/05/2019	6
Rhode Island Convention Center	Sample	Sample Location # 1	JAN-2021	Grab	03/19/2021	03/02/2021	03/29/2021	27
Rhode Island Convention Center	Sample	Sample Location # 1	JUL-2021	Grab	09/13/2021	08/30/2021	09/21/2021	22
Rhode Island Heat Treating Company, LLC	Sample	Sample Location # 1	OCT-2021	Grab	10/28/2021	11/30/2021	12/08/2021	8
Rhode Island Hospital	Sample	Sample Location # 1	OCT-2021	Grab	12/07/2021	11/30/2021	12/20/2021	20
Rhode Island Hospital	Sample	Sample Location # 2	OCT-2021	Grab	12/07/2021	11/30/2021	12/20/2021	20
Rhode Island Hospital	Sample	Sample Location # 3	OCT-2021	Grab	12/01/2021	11/30/2021	12/20/2021	20
Rhode Island Hospital	Sample	Sample Location # 4	OCT-2021	Grab	12/01/2021	11/30/2021	12/20/2021	20
Rhode Island Hospital	Sample	Sample Location # 5	OCT-2021	Grab	12/01/2021	11/30/2021	12/20/2021	20
Ricci Family Dentistry	Dental BMP Certification	Not Applicable	MAR-2018	Not Applicable	Not Applicable	04/30/2018	05/07/2018	7
RISD - Benson Hall	Sample	Sample Location # 1	OCT-2021	Grab	12/01/2021	11/30/2021	12/13/2021	13
RISD - Benson Hall	Sample	Sample Location # 1	OCT-2021	Grab	12/02/2021	11/30/2021	12/13/2021	13
RISD - Metcalf Building	Zero Discharge Certification	Not Applicable	APR-2020	Not Applicable	Not Applicable	05/30/2020	06/30/2020	31
RISD - Metcalf Building	Zero Discharge Certification	Not Applicable	MAY-2020	Not Applicable	Not Applicable	06/30/2020	07/13/2020	13
Ron's Pastry Gourmet	Sample	Sample Location # 1	APR-2021	Grab	05/18/2021	05/30/2021	07/02/2021	33
Ron's Pastry Gourmet	Sampling	Sample Location # 1	Oct-2021	Grab		11/30/2021		85
S.B. Winsor Dairy	Sample	Sample Location # 1	APR-2021	Grab	05/12/2021	05/30/2021	06/28/2021	29
S.B. Winsor Dairy	Sample	Sample Location # 1	OCT-2021	Grab	12/06/2021	11/30/2021	12/20/2021	20
Sage Manufacturing Company, Inc.	Zero Discharge Certification	Not Applicable	AUG-2021	Not Applicable	Not Applicable	09/30/2021	10/12/2021	12
Sage Manufacturing Company, Inc.	Zero Discharge Certification	Not Applicable	DEC-2021	Not Applicable	Not Applicable	01/30/2022	02/03/2022	4
Sage Manufacturing Company, Inc.	Zero Discharge Certification	Not Applicable	JUL-2020	Not Applicable	Not Applicable	08/30/2020	09/04/2020	5
Sage Manufacturing Company, Inc.	Zero Discharge Certification	Not Applicable	NOV-2018	Not Applicable	Not Applicable	12/30/2018	12/05/2019	340
Sans Gluten Artisan Bakery	Sample	Sample Location # 1	APR-2021	Grab	08/01/2021	05/30/2021	08/01/2021	63
Shell Oil Products Company	Sample	Sample Location # 1	JUL-2021	Grab	07/29/2021	08/30/2021	09/09/2021	10
Shell Oil Products Company	Sample	Sample Location # 1	AUG-2021	Grab	08/04/2021	09/30/2021	10/07/2021	7
Shell Oil Products Company	Sample	Sample Location # 1	AUG-2021	Grab	08/12/2021	09/30/2021	10/07/2021	7
Shell Oil Products Company	Sample	Sample Location # 1	AUG-2021	Grab	08/19/2021	09/30/2021	10/07/2021	7
Shell Oil Products Company	Sample	Sample Location # 1	AUG-2021	Grab	08/27/2021	09/30/2021	10/07/2021	7
Simplex Engine & Machine, Inc.	Zero Discharge Certification	Not Applicable	JUL-2021	Not Applicable	Not Applicable	08/30/2021	09/03/2021	4
So Fresh, and So Clean	Sampling	Sample Location # 1	Apr-2021	Grab		05/30/2021		269
So Fresh, and So Clean	Sampling	Sample Location # 1	Oct-2021	Grab		11/30/2021		85

**User Late Reports
Field's Point - 2021**

Company Name	Report Type	Sample Location	Month/Year Satisfied	Sample Type	Sample Date	Due Date	Received Date	Days Late
Stop & Shop Supermarket #703	Sample	Sample Location # 1	MAR-2021	Grab	03/12/2021	04/30/2021	05/17/2021	17
Stop & Shop Supermarket #703	Sample	Sample Location # 2	MAR-2021	Grab	03/12/2021	04/30/2021	05/17/2021	17
Stop & Shop Supermarket #703	Sample	Sample Location # 1	DEC-2021	Grab	12/14/2021	01/30/2022	02/11/2022	12
Stop & Shop Supermarket #703	Sample	Sample Location # 2	DEC-2021	Grab	12/14/2021	01/30/2022	02/11/2022	12
Stop & Shop Supermarket #722	Sample	Sample Location # 1	MAR-2021	Grab	03/12/2021	04/30/2021	05/17/2021	17
Stop & Shop Supermarket #722	Sample	Sample Location # 1	SEP-2021	Grab	10/12/2021	10/30/2021	01/10/2022	72
Stop & Shop Supermarket #722	Sample	Sample Location # 1	DEC-2021	Grab	12/21/2021	01/30/2022	02/11/2022	12
Stop & Shop Supermarket #724	Sample	Sample Location # 1	MAR-2021	Grab	03/11/2021	04/30/2021	05/17/2021	17
Stop & Shop Supermarket #724	Sample	Sample Location # 1	DEC-2021	Grab	12/14/2021	01/30/2022	02/11/2022	12
Stop & Shop Supermarket #724	Sample	Sample Location # 1	DEC-2021	Grab	12/21/2021	01/30/2022	02/11/2022	12
Stop & Shop Supermarket #725	Sample	Sample Location # 1	MAR-2021	Grab	03/11/2021	04/30/2021	05/17/2021	17
Stop & Shop Supermarket #725	Sampling	Sample Location # 1	Dec-2021	Grab		01/30/2022		24
Surface Coatings, LLC	pH	Sample Location # 1	OCT-2021	pH	Not Applicable	11/30/2021	12/01/2021	1
Swash Autowash, LLC	Sample	Sample Location # 1	JAN-2021	Grab	04/21/2021	03/02/2021	05/03/2021	62
SWG Promotions, LLC	Sample	Sample Location # 1	APR-2021	Grab	07/16/2021	05/30/2021	08/04/2021	66
SWG Promotions, LLC	Sample	Sample Location # 1	OCT-2021	Grab	01/25/2022	11/30/2021	02/04/2022	66
Tenares Supermarket	Sample	Sample Location # 2	MAR-2021	Grab	12/14/2021	04/30/2021	12/14/2021	228
Tenares Supermarket	Sample	Sample Location # 2	SEP-2021	Grab	12/14/2021	10/30/2021	12/14/2021	45
The Abbey	Sample	Sample Location # 1	MAY-2021	Grab	07/13/2021	06/30/2021	07/27/2021	27
The Abbey	Sample	Sample Location # 1	NOV-2021	Grab	01/14/2022	12/30/2021	02/02/2022	34
The Family Cake, LLC	Sample	Sample Location # 1	APR-2021	Grab	05/21/2021	05/30/2021	06/01/2021	2
The Foundry Associates	Sample	Sample Location # 1	OCT-2021	Grab	10/19/2021	11/30/2021	12/13/2021	13
The Industrious Spirit Company, LLC	Sample	Sample Location # 1	MAR-2021	Grab	03/31/2021	04/30/2021	05/23/2021	23
The Original Italian Bakery, Inc.	Sampling	Sample Location # 1	Oct-2021	Grab		11/30/2021		85
The Providence Mint, Inc.	Zero Discharge Certification	Not Applicable	DEC-2017	Not Applicable	Not Applicable	01/30/2018	02/26/2018	27
The Providence Mint, Inc.	Zero Discharge Certification	Not Applicable	DEC-2018	Not Applicable	Not Applicable	01/30/2019	02/13/2019	14
The Providence Mint, Inc.	Zero Discharge Certification	Not Applicable	DEC-2019	Not Applicable	Not Applicable	01/30/2020	03/13/2020	43
The Providence Mint, Inc.	Zero Discharge Certification	Not Applicable	JUN-2018	Not Applicable	Not Applicable	07/30/2018	08/31/2018	32
The Providence Mint, Inc.	Zero Discharge Certification	Not Applicable	JUN-2020	Not Applicable	Not Applicable	07/30/2020	08/11/2020	12
The Providence Mint, Inc.	Zero Discharge Certification	Not Applicable	JUN-2021	Not Applicable	Not Applicable	07/30/2021	09/20/2021	52
Thomas C. Slater Compassion Center	Zero Discharge Certification	Not Applicable	APR-2019	Not Applicable	Not Applicable	05/30/2019	06/21/2019	22
Thomas C. Slater Compassion Center	Zero Discharge Certification	Not Applicable	APR-2020	Not Applicable	Not Applicable	05/30/2020	06/10/2020	11
Thomas C. Slater Compassion Center	Zero Discharge Certification	Not Applicable	OCT-2019	Not Applicable	Not Applicable	11/30/2019	12/18/2019	18
Thomas C. Slater Compassion Center	Zero Discharge Certification	Not Applicable	OCT-2021	Not Applicable	Not Applicable	11/30/2021	12/14/2021	14
Thomas S Mulvey DDS LLC	Dental BMP Certification	Not Applicable	FEB-2020	Not Applicable	Not Applicable	03/30/2020	06/01/2020	63
Thomas S Mulvey DDS LLC	Dental BMP Certification	Not Applicable	FEB-2021	Not Applicable	Not Applicable	03/30/2021	04/08/2021	9
Three Way Meat Corporation	Sample	Sample Location # 1	JUL-2021	Grab	09/10/2021	08/30/2021	10/22/2021	53
Three Way Meat Corporation	Sample	Sample Location # 2	JUL-2021	Grab	09/10/2021	08/30/2021	10/22/2021	53
Times 2 Incorporated	Sample	Sample Location # 1	APR-2021	Grab	05/25/2021	05/30/2021	06/14/2021	15
Tool Craft Inc. / Ru-Mart Inc.	Zero Discharge Certification	Not Applicable	JUL-2018	Not Applicable	Not Applicable	08/30/2018	08/31/2018	1
Tool Craft Inc. / Ru-Mart Inc.	Zero Discharge Certification	Not Applicable	NOV-2018	Not Applicable	Not Applicable	12/30/2018	12/02/2019	337
Tortilleria el Quetzal	Sample	Sample Location # 1	APR-2021	Grab	05/24/2021	05/30/2021	07/02/2021	33
Travelers Auto Body, Inc.	Sample	Sample Location # 1	APR-2021	Grab	06/04/2021	05/30/2021	06/18/2021	19
Tri-County Community Action	Dental BMP Certification	Not Applicable	DEC-2021	Not Applicable	Not Applicable	01/30/2022	02/11/2022	12
True Blue Car Wash	Sample	Sample Location # 1	JAN-2021	Grab	04/05/2021	03/02/2021	07/26/2021	146
True Blue Car Wash	Sampling	Sample Location # 1	Jul-2021	Grab		08/30/2021		177

**User Late Reports
Field's Point - 2021**

Company Name	Report Type	Sample Location	Month/Year Satisfied	Sample Type	Sample Date	Due Date	Received Date	Days Late
True Blue Carwash	Sample	Sample Location # 1	JAN-2021	Grab	04/05/2021	03/02/2021	07/26/2021	146
True Blue Carwash	Sampling	Sample Location # 1	Jul-2021	Grab		08/30/2021		177
Unique Plating Company	Sample	Sample Location # 1	DEC-2021	Composite	12/16/2021	01/30/2022	02/14/2022	15
Unique Plating Company	pH	Sample Location # 1	JUL-2021	pH	Not Applicable	08/30/2021	08/31/2021	1
Universal Plating Company, Inc.	Sample	Sample Location # 1	FEB-2021	Composite	02/18/2021	03/30/2021	04/22/2021	23
Universal Plating Company, Inc.	Sample	Sample Location # 1	APR-2021	Grab	04/27/2021	05/30/2021	06/25/2021	26
Universal Plating Company, Inc.	Sample	Sample Location # 1	JUN-2021	Composite	06/23/2021	07/30/2021	08/23/2021	24
Universal Plating Company, Inc.	Sample	Sample Location # 1	AUG-2021	Composite	08/04/2021	09/30/2021	10/27/2021	27
Universal Plating Company, Inc.	Sample	Sample Location # 1	OCT-2021	Composite	10/20/2021	11/30/2021	12/22/2021	22
Universal Plating Company, Inc.	Sampling	Sample Location # 1	Dec-2021	Composite		01/30/2022		24
Universal Plating Company, Inc.	pH	Sample Location # 1	Dec-2021	pH	Not Applicable	01/30/2022		24
Universal Plating Company, Inc.	pH	Sample Location # 1	JAN-2021	pH	Not Applicable	03/02/2021	03/22/2021	20
Universal Plating Company, Inc.	pH	Sample Location # 1	FEB-2021	pH	Not Applicable	03/30/2021	04/22/2021	23
Universal Plating Company, Inc.	pH	Sample Location # 1	MAR-2021	pH	Not Applicable	04/30/2021	05/24/2021	24
Universal Plating Company, Inc.	pH	Sample Location # 1	APR-2021	pH	Not Applicable	05/30/2021	06/25/2021	26
Universal Plating Company, Inc.	pH	Sample Location # 1	MAY-2021	pH	Not Applicable	06/30/2021	07/26/2021	26
Universal Plating Company, Inc.	pH	Sample Location # 1	JUN-2021	pH	Not Applicable	07/30/2021	08/23/2021	24
Universal Plating Company, Inc.	pH	Sample Location # 1	JUL-2021	pH	Not Applicable	08/30/2021	09/20/2021	21
Universal Plating Company, Inc.	pH	Sample Location # 1	AUG-2021	pH	Not Applicable	09/30/2021	10/27/2021	27
Universal Plating Company, Inc.	pH	Sample Location # 1	SEP-2021	pH	Not Applicable	10/30/2021	11/24/2021	25
Universal Plating Company, Inc.	pH	Sample Location # 1	OCT-2021	pH	Not Applicable	11/30/2021	12/22/2021	22
Universal Plating Company, Inc.	pH	Sample Location # 1	NOV-2021	pH	Not Applicable	12/30/2021	01/24/2022	25
Urban Greens	Sample	Sample Location # 1	APR-2021	Grab	09/10/2021	05/30/2021	10/19/2021	142
Urban Greens	Sampling	Sample Location # 1	Oct-2021	Grab		11/30/2021		85
V-Mart	Sample	Sample Location # 1	APR-2021	Grab	04/29/2021	05/30/2021	06/28/2021	29
V-Mart	Sample	Sample Location # 1	OCT-2021	Grab	10/29/2021	11/30/2021	12/27/2021	27
Whole Foods Market, Inc.	Sample	Sample Location # 1	JAN-2021	Grab	02/26/2021	03/02/2021	03/10/2021	8
WVCB	Zero Discharge Certification	Not Applicable	AUG-2020	Not Applicable	Not Applicable	09/30/2020	10/07/2020	7
WVCB	Zero Discharge Certification	Not Applicable	DEC-2020	Not Applicable	Not Applicable	01/30/2021	02/09/2021	10
WVCB	Zero Discharge Certification	Not Applicable	FEB-2021	Not Applicable	Not Applicable	03/30/2021	04/07/2021	8
WVCB	Zero Discharge Certification	Not Applicable	NOV-2021	Not Applicable	Not Applicable	12/30/2021	01/06/2022	7
Ximedica	Sample	Sample Location # 1	NOV-2021	Grab	10/01/2021	12/30/2021	01/10/2022	11
Ximedica	Sample	Sample Location # 2	NOV-2021	Grab	10/01/2021	12/30/2021	01/10/2022	11
Yacht Club Bottling Works, Inc.	Sample	Sample Location # 1	JUL-2021	Grab	09/24/2021	08/30/2021	09/30/2021	31

USER REQUIREMENTS

FIELD'S POINT

**User Requirements
Field's Point - 2021**

Company Name	Submittal	Issue Date	Due Date	Received Date	Days Late
101 Bar & Grill, Inc.	Permit Application Fee	11/18/2021	12/18/2021	12/20/2021	2
101 Bar & Grill, Inc.	Permit Application	11/18/2021	12/18/2021	12/20/2021	2
121, LLC	Permit Application	08/31/2021	09/29/2021	11/17/2021	49
121, LLC	Permit Application Fee	08/31/2021	09/29/2021	11/17/2021	49
121, LLC	Process Plans	08/31/2021	09/29/2021	11/17/2021	49
271 Tockwotten Partners LLC	Spill Control Plan	01/19/2021	04/15/2021	06/02/2021	48
271 Tockwotten Partners LLC	Five Day Sampling Results	06/01/2021	07/08/2021	07/13/2021	5
271 Tockwotten Partners LLC	Resampling Results for _____	07/13/2021	08/31/2021	09/02/2021	2
271 Tockwotten Partners LLC	Process Plans	07/29/2021	09/30/2021	09/30/2021	0
271 Tockwotten Partners LLC	Other	08/03/2021	08/30/2021	08/27/2021	0
271 Tockwotten Partners LLC	Resampling Results for _____	09/02/2021	09/30/2021	09/30/2021	0
271 Tockwotten Partners LLC	Other	10/13/2021	11/12/2021	10/21/2021	0
271 Tockwotten Partners LLC	Other	12/06/2021	12/30/2021	12/23/2021	0
271 Tockwotten Partners LLC	Process Plans	12/06/2021	01/15/2022	01/14/2022	0
383 Corporation - First Floor	Permit Application Fee	02/10/2021	03/15/2021	02/22/2021	0
383 Corporation - First Floor	Permit Application	02/10/2021	03/15/2021	02/22/2021	0
383 Corporation - Second Floor	Permit Application Fee	02/10/2021	03/15/2021	02/22/2021	0
383 Corporation - Second Floor	Permit Application	02/10/2021	03/15/2021	02/22/2021	0
383 Corporation - Third Floor	Permit Application	02/10/2021	03/15/2021	02/22/2021	0
383 Corporation - Third Floor	Permit Application Fee	02/10/2021	03/15/2021	02/22/2021	0
A & F Plating Company	Permit Application Fee	01/19/2021	02/18/2021	02/17/2021	0
A & F Plating Company	Permit Application	01/19/2021	02/18/2021	02/17/2021	0
A&M Enterprises RI, LLC	Permit Application Fee	07/23/2021	08/21/2021	08/16/2021	0
A&M Enterprises RI, LLC	Permit Application	07/23/2021	08/21/2021	08/16/2021	0
A.A. Mariani Funeral/Carriage	Permit Application	12/14/2021	01/13/2022	02/07/2022	25
A.A. Mariani Funeral/Carriage	Permit Application Fee	12/14/2021	01/13/2022		41
A.A. Mariani Funeral/Carriage	Permit Application Fee	12/14/2021	01/13/2022	02/07/2022	25
AAA Northeast Warehouse/Fleet Operations	Pump Grease Trap	12/27/2021	01/30/2022	01/11/2022	0
AS220 - Print Shop	Permit Application	07/19/2021	08/19/2021	01/27/2022	161
AS220 - Print Shop	Permit Application Fee	07/19/2021	08/19/2021	11/18/2021	91
ASP & Training Inc.	Resampling Results for _____	07/12/2021	09/17/2021	01/26/2022	131
ASP & Training Inc.	Sign & Return Report	08/27/2021	09/17/2021	09/02/2021	0
Acento	Permit Application	11/08/2021	12/08/2021	11/08/2021	0
Acento	Permit Application Fee	11/08/2021	12/08/2021	11/08/2021	0
Acento	Process Plans	11/08/2021	12/08/2021	11/08/2021	0
Al Forno	Permit Application	11/09/2021	12/09/2021	01/11/2022	33
Al Forno	Permit Application Fee	11/09/2021	12/09/2021	01/11/2022	33
Al-Jac Produce	Permit Application Fee	03/18/2021	04/17/2021	04/15/2021	0
Al-Jac Produce	Permit Application	03/18/2021	04/15/2021	04/15/2021	0
Al-Jac Produce	Analytical Results for _____	10/26/2021	11/25/2021	11/18/2021	0
Aluminum & Copper Recycling, Inc.	Signed Permit	04/23/2021	05/28/2021	05/03/2021	0
Alviti Link-All, Inc.	Permit Application Fee	11/17/2021	12/17/2021	12/06/2021	0
Alviti Link-All, Inc.	Permit Application	11/17/2021	12/17/2021	12/06/2021	0
Anjon Inc.	Permit Application	11/15/2021	12/12/2021	12/06/2021	0
Anjon Inc.	Permit Application Fee	11/15/2021	12/12/2021	12/06/2021	0
Anthony's Auto Body	Permit Application Fee	04/09/2021	05/08/2021	08/20/2021	104
Anthony's Auto Body	Permit Application	04/09/2021	05/08/2021	08/20/2021	104
Antonelli Poultry	Permit Application	03/24/2021	04/30/2021	04/09/2021	0
Antonelli Poultry	Permit Application Fee	03/24/2021	04/30/2021	04/09/2021	0
Apac Tool, Inc.	Permit Application	04/01/2021	05/01/2021	04/19/2021	0
Apac Tool, Inc.	Permit Application Fee	04/01/2021	05/01/2021	04/29/2021	0
Apsara Asian Restaurant	Permit Application Fee	03/30/2021	04/30/2021	07/27/2021	88
Apsara Asian Restaurant	Permit Application	03/30/2021	04/30/2021	07/27/2021	88
Arbor Hill Assisted Living	Permit Application	02/10/2021	03/10/2021	04/23/2021	44
Arbor Hill Assisted Living	Permit Application Fee	02/10/2021	03/10/2021	04/23/2021	44
Archangel Michael Inc.	Permit Application Fee	11/10/2021	12/10/2021		75
Archangel Michael Inc.	Permit Application	11/10/2021	12/10/2021		75
Armbrust International, Ltd.	Resampling Results for _____	02/05/2021	02/26/2021	03/02/2021	4
Aspen Dental Management, Inc.	Permit Application Fee	05/18/2021	06/17/2021	09/03/2021	78
Aspen Dental Management, Inc.	Permit Application	05/18/2021	06/17/2021	08/23/2021	67
Atamian Manufacturing Corp.	Sign & Return Report	08/10/2021	09/03/2021	08/16/2021	0

**User Requirements
Field's Point - 2021**

Company Name	Submittal	Issue Date	Due Date	Received Date	Days Late
Avenue N Providence	Permit Application	09/16/2021	10/29/2021	12/06/2021	38
Avenue N Providence	Permit Application Fee	09/16/2021	10/29/2021	12/06/2021	38
Ayame Hibachi Express	Pretreatment Plans	11/18/2021	12/18/2021	11/26/2021	0
Ayame Hibachi Express	Permit Application	11/18/2021	12/18/2021	11/26/2021	0
Ayame Hibachi Express	Permit Application Fee	11/18/2021	12/18/2021	12/01/2021	0
B. Deltoro & Sons, Inc.	Permit Application Fee	03/24/2021	05/07/2021	05/10/2021	3
B. Deltoro & Sons, Inc.	Permit Application	03/24/2021	05/07/2021	05/10/2021	3
B. Maceroni & Sons, Inc.	Permit Application Fee	11/09/2021	12/09/2021	11/29/2021	0
B. Maceroni & Sons, Inc.	Permit Application	11/09/2021	12/09/2021	11/29/2021	0
B.A. Beverage Company, LLC	Other	08/31/2021	09/15/2021	09/03/2021	0
Baba's First Daughter, LLC	Permit Application	03/03/2021	06/18/2021	05/20/2021	0
Baba's First Daughter, LLC	Permit Application Fee	03/03/2021	06/18/2021	05/20/2021	0
Baffoni's Poultry Farm	Sign & Return Report	02/05/2021	02/26/2021	02/19/2021	0
Baffoni's Poultry Farm	Resampling Results for _____	02/05/2021	03/26/2021	04/14/2021	19
Baffoni's Poultry Farm	Resampling Results for _____	02/05/2021	04/02/2021	04/14/2021	12
Baffoni's Poultry Farm	Resampling Results for _____	02/05/2021	04/09/2021	04/14/2021	5
Baffoni's Poultry Farm	Resampling Results for _____	02/05/2021	03/19/2021	04/14/2021	26
Baja's Grill	Permit Application	11/15/2021	12/15/2021	01/26/2022	42
Baja's Grill	Permit Application Fee	11/15/2021	12/15/2021	01/26/2022	42
Baja's Grill	Process Plans	11/15/2021	12/15/2021	01/26/2022	42
Bay Foods, Inc.	Permit Application Fee	02/25/2021	03/26/2021	03/08/2021	0
Bay Foods, Inc.	Permit Application	02/25/2021	03/26/2021	03/08/2021	0
Bayberry Beer Hall	Permit Application Fee	08/02/2021	09/01/2021	09/29/2021	28
Bayberry Beer Hall	Permit Application	08/02/2021	09/01/2021	09/29/2021	28
Bayberry Garden	Permit Application	07/06/2021	08/05/2021	07/26/2021	0
Bayberry Garden	Pretreatment Plans	07/06/2021	08/05/2021	07/26/2021	0
Bayberry Garden	Permit Application Fee	07/06/2021	08/05/2021	07/26/2021	0
Bell Funeral Home, Inc.	Permit Application	12/14/2021	01/13/2022	01/13/2022	0
Bell Funeral Home, Inc.	Permit Application Fee	12/14/2021	01/13/2022	01/13/2022	0
Bellini Restaurant	Permit Application Fee	09/08/2021	10/08/2021	10/18/2021	10
Bellini Restaurant	Process Plans	09/08/2021	10/08/2021	10/18/2021	10
Bellini Restaurant	Permit Application	09/08/2021	10/08/2021	10/18/2021	10
Beneficent House, Inc.	Permit Application Fee	11/09/2021	12/09/2021		76
Beneficent House, Inc.	Permit Application	11/09/2021	12/09/2021		76
Betty's	Permit Application	02/04/2021	02/28/2021	03/04/2021	4
Betty's	Permit Application Fee	02/04/2021	02/28/2021	03/04/2021	4
Bomb Bomb Nutrition	Permit Application	12/14/2021	01/13/2022		41
Bomb Bomb Nutrition	Permit Application Fee	12/14/2021	01/13/2022		41
Bonollo Provisions Co., Inc.	Analytical Results for _____	08/10/2021	09/09/2021	08/30/2021	0
Bonollo Provisions Co., Inc.	Sign & Return Report	08/10/2021	09/09/2021	08/30/2021	0
Borrelli's Bakery	Permit Application Fee	07/19/2021	08/19/2021	11/03/2021	76
Borrelli's Bakery	Permit Application	07/19/2021	08/19/2021	09/13/2021	25
Bridge 15, LLC	Permit Application Fee	11/23/2021	12/31/2021		54
Bridge 15, LLC	Pretreatment Plans	11/23/2021	12/31/2021		54
Bridge 15, LLC	Permit Application	11/23/2021	12/31/2021		54
Brittany Motors	Analytical Results for _____	03/18/2021	04/30/2021	04/28/2021	0
Brooklyn Coffee Tea & Guest House LLC.	Permit Application Fee	06/30/2021	07/30/2021	12/10/2021	133
Brooklyn Coffee Tea & Guest House LLC.	Process Plans	06/30/2021	07/30/2021	10/06/2021	68
Brooklyn Coffee Tea & Guest House LLC.	Permit Application	06/30/2021	07/30/2021	12/10/2021	133
Brother's Famous Pizza	Permit Application	11/10/2021	12/10/2021	01/18/2022	39
Brother's Famous Pizza	Permit Application Fee	11/10/2021	12/10/2021	01/18/2022	39
Brown University - Engineering Research Center	Permit Application	08/03/2021	09/02/2021	09/02/2021	0
Brown University - Engineering Research Center	Permit Application Fee	08/03/2021	09/02/2021	09/29/2021	27
Brown University - Vartan Gregorian Quad	Permit Application	01/19/2021	02/18/2021	03/05/2021	15
Brown University - Vartan Gregorian Quad	Permit Application Fee	01/19/2021	02/18/2021	03/02/2021	12
Bucktown PVD LLC	Permit Application Fee	06/30/2021	07/30/2021	12/20/2021	143
Bucktown PVD LLC	Permit Application	06/30/2021	07/30/2021	12/20/2021	143
Bucktown PVD LLC	Sign & Return Report	12/27/2021	01/30/2022		24
CV South Street Landing LLC	Permit Application	08/31/2021	09/29/2021	12/02/2021	64
CV South Street Landing LLC	Permit Application Fee	08/31/2021	09/29/2021	12/02/2021	64
Cafe at South Street, LLC	Process Plans	09/09/2021	10/09/2021	11/26/2021	48

**User Requirements
Field's Point - 2021**

Company Name	Submittal	Issue Date	Due Date	Received Date	Days Late
Cafe at South Street, LLC	Permit Application Fee	09/09/2021	10/09/2021	11/26/2021	48
Cafe at South Street, LLC	Permit Application	09/09/2021	10/09/2021	11/26/2021	48
Carlo LLC	Permit Application	08/24/2021	09/16/2021	09/29/2021	13
Carlo LLC	Permit Application Fee	08/24/2021	09/16/2021	09/29/2021	13
Cassarino's Restaurant	Permit Application	11/08/2021	12/08/2021	02/03/2022	57
Cassarino's Restaurant	Permit Application Fee	11/08/2021	12/08/2021	02/03/2022	57
Cayenne Sushi Restaurant	Permit Application Fee	11/18/2021	12/18/2021	12/14/2021	0
Cayenne Sushi Restaurant	Permit Application	11/18/2021	12/18/2021	12/14/2021	0
Cayenne Sushi Restaurant	Process Plans	12/27/2021	02/18/2022	02/09/2022	0
Celebrity Cleaners	Permit Application Fee	02/09/2021	03/11/2021	04/28/2021	48
Celebrity Cleaners	Permit Application	02/09/2021	03/11/2021	04/28/2021	48
Charley PR Inc.	Permit Application	08/25/2021	09/25/2021	11/01/2021	37
Charley PR Inc.	Permit Application Fee	08/25/2021	09/25/2021	11/01/2021	37
Charuma	Process Plans	04/13/2021	05/13/2021	05/03/2021	0
Charuma	Permit Application	04/13/2021	05/13/2021	05/03/2021	0
Charuma	Permit Application Fee	04/13/2021	05/13/2021	05/06/2021	0
Chef Ho's	Permit Application	07/13/2021	08/10/2021	10/19/2021	70
Chef Ho's	Permit Application Fee	07/13/2021	08/10/2021	08/25/2021	15
Cheng's Kitchen	Permit Application Fee	07/13/2021	08/10/2021	08/05/2021	0
Cheng's Kitchen	Permit Application	07/13/2021	08/10/2021	08/05/2021	0
Chez Pascal	Permit Application Fee	01/19/2021	02/18/2021	03/10/2021	20
Chez Pascal	Permit Application	01/19/2021	02/18/2021	03/10/2021	20
Christina D. Dicommes DMD	Permit Application Fee	12/02/2021	01/01/2022	01/10/2022	9
Christina D. Dicommes DMD	Permit Application	12/02/2021	01/01/2022	01/10/2022	9
Coin-Op - Providence	Permit Application Fee	09/02/2021	10/02/2021	09/16/2021	0
Coin-Op - Providence	Permit Application	09/03/2021	10/03/2021	09/16/2021	0
Contech Medical, Inc.	Permit Application	10/19/2021	11/19/2021	11/12/2021	0
Contech Medical, Inc.	Permit Application Fee	10/19/2021	11/19/2021	11/12/2021	0
Contract Specialties, Inc.	Other	04/19/2021	05/15/2021	04/20/2021	0
Contract Specialties, Inc.	Permit Application Fee	08/03/2021	09/02/2021	09/01/2021	0
Contract Specialties, Inc.	Permit Application	08/03/2021	09/02/2021	09/01/2021	0
Contract Specialties, Inc.	Resampling Results for _____	08/12/2021	09/30/2021	08/10/2021	0
Contract Specialties, Inc.	Other	08/12/2021	08/30/2021	08/04/2021	0
Coronado LLC	Permit Application	09/15/2021	10/14/2021	10/08/2021	0
Coronado LLC	Permit Application Fee	09/15/2021	10/14/2021	10/08/2021	0
Cox Communications, Inc. - FP Vault	Permit Application	04/12/2021	05/10/2021	07/06/2021	57
Cox Communications, Inc. - FP Vault	Permit Application Fee	04/12/2021	05/10/2021	07/06/2021	57
Crisloid, LLC	Analytical Results for _____	06/17/2021	07/17/2021	07/09/2021	0
Crisloid, LLC	Permit Application	11/17/2021	12/17/2021	01/18/2022	32
Crisloid, LLC	Permit Application Fee	11/17/2021	12/17/2021	01/18/2022	32
Cromwell Ventures, LLC	Permit Application Fee	06/21/2021	07/21/2021	09/01/2021	42
Cromwell Ventures, LLC	Permit Application	06/21/2021	07/21/2021	09/01/2021	42
Cumberland Farms Inc.	Permit Application	09/15/2021	10/14/2021	12/10/2021	57
Cumberland Farms Inc.	Permit Application Fee	09/15/2021	10/14/2021	12/10/2021	57
D & D Chrome Plating	Permit Application Fee	09/24/2021	10/27/2021	12/01/2021	35
D & D Chrome Plating	Permit Application	09/24/2021	10/27/2021	12/01/2021	35
D and F Coffee Inc.	Permit Application Fee	11/29/2021	12/29/2021	01/05/2022	7
D and F Coffee Inc.	Permit Application	11/29/2021	12/29/2021	01/05/2022	7
D and F Coffee Inc.	Process Plans	11/29/2021	12/29/2021	01/05/2022	7
D and F PVD Inc.	Permit Application Fee	11/29/2021	12/29/2021	01/05/2022	7
D and F PVD Inc.	Permit Application	11/29/2021	12/29/2021	01/05/2022	7
DWEJVINC	Permit Application Fee	02/04/2021	02/28/2021	03/11/2021	11
DWEJVINC	Permit Application	02/04/2021	02/28/2021	03/11/2021	11
Dean Auto Collision Center (North Main)	Permit Application Fee	08/25/2021	09/25/2021	08/31/2021	0
Dean Auto Collision Center (North Main)	Permit Application	08/25/2021	09/25/2021	08/27/2021	0
Demoulas Supermarkets, Inc.	Process Plans	06/10/2021	07/09/2021	06/30/2021	0
Demoulas Supermarkets, Inc.	Permit Application	06/10/2021	06/09/2021	07/09/2021	30
Demoulas Supermarkets, Inc.	Permit Application Fee	06/10/2021	07/09/2021	06/30/2021	0
Demoulas Supermarkets, Inc.	Permit Application	06/10/2021	07/09/2021	06/30/2021	0
Department of Veterans Affairs Medical Center	Process Plans	01/19/2021	06/30/2021	05/26/2021	0
Designs International Inc.	Signed Permit	03/08/2021	03/23/2021	03/12/2021	0

**User Requirements
Field's Point - 2021**

Company Name	Submittal	Issue Date	Due Date	Received Date	Days Late
Designs International Inc.	Spill Control Plan	03/08/2021	03/28/2021	03/26/2021	0
Detroit Collision Center	Permit Application	08/03/2021	09/02/2021	08/31/2021	0
Detroit Collision Center	Permit Application Fee	08/03/2021	09/02/2021	08/31/2021	0
DiFruscia Industries, Inc.	Analytical Results for _____	01/14/2021	03/02/2021	03/01/2021	0
DiFruscia Industries, Inc.	Analytical Results for _____	01/14/2021	03/02/2021	03/01/2021	0
DiFruscia Industries, Inc.	Other	03/03/2021	03/31/2021	03/12/2021	0
DiFruscia Industries, Inc.	Other	03/18/2021	04/15/2021	03/22/2021	0
DiFruscia Industries, Inc.	Other	04/13/2021	04/30/2021	04/30/2021	0
DiFruscia Industries, Inc.	Resampling Results for _____	06/22/2021	08/13/2021	09/08/2021	26
DiFruscia Industries, Inc.	Permit Application Fee	07/13/2021	08/12/2021	08/10/2021	0
DiFruscia Industries, Inc.	Permit Application	07/13/2021	08/12/2021	08/10/2021	0
DiFruscia Industries, Inc.	Other	08/26/2021	09/27/2021	09/27/2021	0
Duffs LLC	Permit Application	08/04/2021	09/02/2021	08/13/2021	0
Duffs LLC	Permit Application Fee	08/04/2021	09/02/2021	08/13/2021	0
Dune Brothers Seafood	Permit Application	04/28/2021	02/01/2022		22
Dune Brothers Seafood	Permit Application Fee	04/28/2021	07/01/2021	05/25/2021	0
Ebisu Restaurant	Permit Application	11/16/2021	12/16/2021	12/23/2021	7
Ebisu Restaurant	Permit Application Fee	11/16/2021	12/16/2021	12/23/2021	7
El Eden Restaurant	Permit Application Fee	01/20/2021	02/20/2021	03/30/2021	38
El Eden Restaurant	Permit Application	01/20/2021	02/20/2021	03/30/2021	38
El Mogote	Permit Application Fee	11/17/2021	12/17/2021		68
El Mogote	Permit Application	11/17/2021	12/17/2021		68
El Quiche Bakery Store, Inc.	Sign & Return Report	02/05/2021	03/06/2021	02/26/2021	0
El Quiche Bakery Store, Inc.	Sign & Return Report	08/24/2021	09/19/2021	09/20/2021	1
Electrolizing, Inc.	Resampling Results for _____	08/27/2021	11/01/2021	10/25/2021	0
Ellie's Cafe	Process Plans	09/02/2021	10/01/2021	01/21/2022	112
Ellie's Cafe	Process Plans	09/02/2021	09/02/2021	10/01/2021	29
Ellie's Cafe	Permit Application Fee	09/02/2021	10/01/2021	01/21/2022	112
Ellie's Cafe	Permit Application	09/02/2021	10/01/2021	01/21/2022	112
Elliot M. Robbins Funeral Home	Permit Application	11/09/2021	12/09/2021	12/13/2021	4
Elliot M. Robbins Funeral Home	Permit Application Fee	11/09/2021	12/09/2021	12/13/2021	4
Equilon Enterprises LLC	Permit Application Fee	09/13/2021	10/13/2021	10/18/2021	5
Equilon Enterprises LLC	Permit Application	09/13/2021	10/13/2021	10/12/2021	0
Farm Fresh RI Food Hub	Permit Application Fee	06/10/2021	08/31/2021	08/02/2021	0
Farm Fresh RI Food Hub	Permit Application	06/10/2021	08/31/2021	08/02/2021	0
Fed-Rick Veal Company, Inc.	Permit Application	02/04/2021	02/28/2021	03/04/2021	4
Fed-Rick Veal Company, Inc.	Permit Application Fee	02/04/2021	02/28/2021	03/04/2021	4
Flame	Permit Application	02/27/2021	03/31/2021	02/26/2021	0
Flame	Pretreatment Plans	03/19/2021	04/30/2021	06/03/2021	34
Flame	Pretreatment Plans	07/06/2021	08/06/2021		201
Food Corp	Permit Application	03/11/2021	04/15/2021	05/05/2021	20
Food Corp	Permit Application Fee	03/11/2021	04/15/2021	05/05/2021	20
Food For The Soul	Permit Application Fee	11/08/2021	12/08/2021		77
Food For The Soul	Permit Application	11/08/2021	12/08/2021		77
Fratelli Scialo, LLC	Permit Application	12/14/2021	01/13/2022		41
Fratelli Scialo, LLC	Permit Application Fee	12/14/2021	01/13/2022		41
Friskie Fries	Permit Application	11/08/2021	12/08/2021	01/12/2022	35
Friskie Fries	Permit Application Fee	11/08/2021	12/08/2021	01/12/2022	35
Friskie Fries	Permit Application	11/17/2021	12/17/2021	01/12/2022	26
Friskie Fries	Permit Application Fee	11/17/2021	12/17/2021	01/12/2022	26
G. Tanury Plating Company	Other	01/28/2021	02/26/2021	02/12/2021	0
G. Tanury Plating Company	Resampling Results for _____	02/16/2021	04/09/2021	04/09/2021	0
G. Tanury Plating Company	Resampling Results for _____	02/16/2021	04/09/2021	04/09/2021	0
G. Tanury Plating Company	Resampling Results for _____	03/09/2021	04/30/2021	04/09/2021	0
Gano Holdings, LLC	Permit Application	12/14/2021	01/13/2022	12/27/2021	0
Gano Holdings, LLC	Permit Application Fee	12/14/2021	01/13/2022	12/29/2021	0
Garden of Eve	Permit Application	11/10/2021	12/10/2021		75
Garden of Eve	Permit Application Fee	11/10/2021	12/10/2021		75
Grieco Family Holding Co, LLC	Pump Grease Trap	12/01/2021	12/31/2021	12/14/2021	0
Grieco Family Holding Co, LLC	Install Sample Location	12/01/2021	12/31/2021	12/14/2021	0
H and A Kitchen	Permit Application	02/10/2021	03/15/2021	02/22/2021	0

**User Requirements
Field's Point - 2021**

Company Name	Submittal	Issue Date	Due Date	Received Date	Days Late
H and A Kitchen	Permit Application Fee	02/10/2021	03/15/2021	02/22/2021	0
H&S Management, LLC	Permit Application	08/25/2021	09/25/2021	09/23/2021	0
H&S Management, LLC	Permit Application Fee	08/25/2021	09/25/2021	09/23/2021	0
Hamov- Hotov LLC	Permit Application Fee	03/03/2021	04/02/2021	03/19/2021	0
Hamov- Hotov LLC	Permit Application	03/03/2021	04/02/2021	03/19/2021	0
Happy Crab, Inc.	Permit Application Fee	02/01/2021	04/09/2021	08/23/2021	136
Happy Crab, Inc.	Permit Application	02/01/2021	04/09/2021	08/23/2021	136
Hei Place	Permit Application	09/27/2021	10/27/2021	01/12/2022	77
Hei Place	Permit Application Fee	09/27/2021	10/27/2021	01/12/2022	77
Hillview Auto Body	Resampling Results for _____	11/08/2021	12/31/2021	12/17/2021	0
HoToy, LLC	Pretreatment Plans	04/13/2021	04/30/2021	05/28/2021	28
Hope Creamery	Permit Application Fee	06/09/2021	07/09/2021	09/29/2021	82
Hope Creamery	Permit Application	06/09/2021	07/09/2021	09/29/2021	82
Hot Club	Permit Application	02/08/2021	03/10/2021	02/18/2021	0
Hot Club	Permit Application Fee	02/08/2021	03/10/2021	02/18/2021	0
Hudson Street Deli, LLC	Permit Application Fee	06/09/2021	07/09/2021	11/10/2021	124
Hudson Street Deli, LLC	Permit Application	06/09/2021	07/09/2021	10/26/2021	109
Hurd Auto Mall	Permit Application	04/21/2021	05/21/2021	07/14/2021	54
Hurd Auto Mall	Permit Application Fee	04/21/2021	05/21/2021	07/14/2021	54
IGT	Permit Application Fee	11/08/2021	12/08/2021	01/28/2022	51
IGT	Permit Application	11/08/2021	12/08/2021	01/28/2022	51
India Restaurant	Pretreatment Plans	11/17/2021	12/20/2021	12/20/2021	0
Induplate LLC	Other	03/01/2021	03/31/2021	03/12/2021	0
Induplate LLC	Permit Application	08/12/2021	09/27/2021	09/27/2021	0
Induplate LLC	Permit Application Fee	08/12/2021	09/27/2021	09/27/2021	0
International Chromium Plating Company, Inc.	Permit Application	01/14/2021	03/01/2021	03/01/2021	0
International Chromium Plating Company, Inc.	Permit Application Fee	01/14/2021	03/01/2021	03/01/2021	0
International Chromium Plating Company, Inc.	Sign & Return Report	01/25/2021	02/26/2021	03/01/2021	3
International Chromium Plating Company, Inc.	Permit Application Fee	02/10/2021	03/01/2021	03/01/2021	0
International Insignia Corporation	Submit Report on Manhole Violations	12/16/2021	01/31/2022	01/10/2022	0
Ira Green, Inc.	Resampling Results for _____	03/29/2021	05/14/2021	03/26/2021	0
Istanbul Gourmet Market, LLC	Permit Application Fee	11/16/2021	12/16/2021	12/09/2021	0
Istanbul Gourmet Market, LLC	Permit Application	11/16/2021	12/16/2021	12/09/2021	0
J & W - Cuisinart Center for Culinary Excellence	Permit Application Fee	08/03/2021	09/02/2021	09/07/2021	5
J & W - Cuisinart Center for Culinary Excellence	Permit Application	08/03/2021	09/02/2021	09/02/2021	0
J & W - Imperial Hall	Permit Application Fee	01/14/2021	02/13/2021	02/17/2021	4
J & W - Imperial Hall	Permit Application	01/14/2021	02/13/2021	02/17/2021	4
J & W -Center for Science and Innovation	Permit Application Fee	04/29/2021	05/29/2021	06/03/2021	5
J & W -Center for Science and Innovation	Permit Application	04/29/2021	05/29/2021	06/03/2021	5
J & W Xavier Academics Center	Permit Application Fee	02/25/2021	03/26/2021	04/02/2021	7
J & W Xavier Academics Center	Permit Application	02/25/2021	03/26/2021	04/02/2021	7
J & W Xavier Academics Center	Permit Application	02/25/2021	02/25/2021	03/26/2021	29
J & W-Harborside Academics	Permit Application Fee	02/25/2021	03/27/2021	04/20/2021	24
J & W-Harborside Academics	Permit Application	02/25/2021	03/27/2021	04/20/2021	24
J & W-Harborside Academics	Process Plans	06/07/2021	06/30/2021	06/30/2021	0
JJ Group, Inc.	Permit Application Fee	09/09/2021	10/14/2021	09/29/2021	0
JJ Group, Inc.	Permit Application	09/09/2021	10/14/2021	09/29/2021	0
JR's Providence, LLC	Permit Application	01/14/2021	02/13/2021	05/17/2021	93
JR's Providence, LLC	Permit Application Fee	01/14/2021	02/13/2021	05/17/2021	93
Jahunger	Permit Application Fee	09/14/2021	10/14/2021	12/27/2021	74
Jahunger	Permit Application	09/14/2021	10/14/2021	12/27/2021	74
KCW Management LLC	Permit Application	06/21/2021	09/30/2021	10/04/2021	4
KCW Management LLC	Permit Application Fee	06/21/2021	09/30/2021	10/04/2021	4
KLEOS-RI	Permit Application Fee	11/16/2021	12/16/2021		69
KLEOS-RI	Permit Application	11/16/2021	12/16/2021		69
King Restaurant, Inc.	Permit Application Fee	09/02/2021	10/02/2021	09/16/2021	0
King Restaurant, Inc.	Permit Application	09/03/2021	10/03/2021	09/16/2021	0
La Artesa Bakery Inc.	Permit Application	02/08/2021	03/10/2021	03/08/2021	0
La Artesa Bakery Inc.	Permit Application Fee	02/08/2021	03/10/2021	03/08/2021	0
La Artesa Bakery Inc.	Sign & Return Report	12/17/2021	12/31/2021	01/03/2022	3
La Broa Pizza	Permit Application Fee	08/25/2021	09/25/2021		151

**User Requirements
Field's Point - 2021**

Company Name	Submittal	Issue Date	Due Date	Received Date	Days Late
La Broa Pizza	Permit Application	08/25/2021	09/25/2021		151
La Chapincita Market, LLC	Permit Application	02/12/2021	03/15/2021	04/19/2021	35
La Chapincita Market, LLC	Permit Application Fee	02/12/2021	03/15/2021	04/19/2021	35
La Roca Restaurant	Permit Application	09/27/2021	10/27/2021	11/08/2021	12
La Roca Restaurant	Permit Application Fee	09/27/2021	10/27/2021	11/08/2021	12
Like No Udder, LLC	Permit Application Fee	01/07/2021	02/04/2021	02/16/2021	12
Like No Udder, LLC	Permit Application	01/07/2021	02/04/2021	02/16/2021	12
Long Live Beer Works, Inc.	Chain of Custody Documentation	05/19/2021	05/31/2021	06/04/2021	4
Long River Restaurant	Permit Application	09/27/2021	02/11/2022		12
Long River Restaurant	Permit Application Fee	09/27/2021	02/11/2022		12
Lovera VIP	Permit Application	06/09/2021	07/09/2021	09/27/2021	80
Lovera VIP	Permit Application Fee	06/09/2021	10/29/2021	11/10/2021	12
Lovera VIP	Permit Application	09/29/2021	10/29/2021	11/10/2021	12
Lovera VIP	Permit Application	11/15/2021	11/15/2021	11/10/2021	0
M. G. Motors Inc.	Permit Application	02/25/2021	03/27/2021	04/12/2021	16
M. G. Motors Inc.	Permit Application Fee	02/25/2021	03/27/2021	04/12/2021	16
MAJA Enterprises	Permit Application Fee	02/04/2021	02/28/2021	02/22/2021	0
MAJA Enterprises	Permit Application	02/04/2021	02/28/2021	02/22/2021	0
Magic Gas & Carwash, Inc.	Permit Application Fee	05/12/2021	06/11/2021	06/10/2021	0
Magic Gas & Carwash, Inc.	Permit Application	05/12/2021	06/11/2021	06/10/2021	0
Mainelli Tool & Die, Inc.	Signed Permit	04/29/2021	05/19/2021	05/03/2021	0
Manchester Street, LLC	Process Plans	08/16/2021	08/31/2021	08/31/2021	0
Meast, LLC	Permit Application	08/31/2021	09/29/2021	09/27/2021	0
Meast, LLC	Permit Application Fee	08/31/2021	09/29/2021	09/27/2021	0
Meeting Street	Permit Application	03/01/2021	04/23/2021	04/07/2021	0
Meeting Street	Permit Application Fee	03/01/2021	04/23/2021	04/07/2021	0
Mills Tavern	Permit Application Fee	06/09/2021	07/09/2021	07/26/2021	17
Mills Tavern	Permit Application	06/09/2021	07/09/2021	07/26/2021	17
Monarch Metal Finishing Co., Inc.	Permit Application Fee	08/02/2021	09/01/2021	09/27/2021	26
Monarch Metal Finishing Co., Inc.	Other	08/26/2021	10/15/2021	10/08/2021	0
Monarch Metal Finishing Co., Inc.	Analytical Results for _____	09/16/2021	11/15/2021	11/15/2021	0
Monarch Metal Finishing Co., Inc.	Analytical Results for _____	10/15/2021	11/30/2021	01/10/2022	41
Monarch Metal Finishing Co., Inc.	Other	10/27/2021	11/30/2021	11/30/2021	0
Monarch Metal Finishing, Inc.	Resampling Results for _____	02/08/2021	03/12/2021	03/12/2021	0
Monarch Metal Finishing, Inc.	Resampling Results for _____	03/26/2021	04/30/2021	04/30/2021	0
Monarch Metal Finishing, Inc.	Resampling Results for _____	08/04/2021	09/30/2021	09/28/2021	0
Monarch Metal Finishing, Inc.	Resampling Results for _____	08/04/2021	09/30/2021	09/28/2021	0
Monarch Metal Finishing, Inc.	Resampling Results for _____	08/04/2021	09/30/2021	09/28/2021	0
Monarch Metal Finishing, Inc.	Resampling Results for _____	08/04/2021	09/30/2021	09/28/2021	0
Monarch Metal Finishing, Inc.	Other	08/19/2021	09/30/2021	10/07/2021	7
Moon Kingdom	Permit Application	11/18/2021	12/18/2021	02/02/2022	46
Moon Kingdom	Process Plans	11/18/2021	12/18/2021	02/02/2022	46
Moon Kingdom	Permit Application Fee	11/18/2021	12/18/2021	02/02/2022	46
Morgan Health Center	Permit Application Fee	11/16/2021	12/16/2021	01/07/2022	22
Morgan Health Center	Permit Application	11/16/2021	12/16/2021	01/07/2022	22
Mount Pleasant High School	Permit Application	09/01/2021	10/04/2021	09/29/2021	0
Mount Pleasant High School	Permit Application Fee	09/01/2021	10/04/2021	11/09/2021	36
My Car, Incorporated	Permit Application	03/23/2021	04/20/2021	04/09/2021	0
My Car, Incorporated	Permit Application	03/23/2021	03/23/2021	04/20/2021	28
My Car, Incorporated	Permit Application Fee	03/23/2021	04/20/2021	04/09/2021	0
NGC Inc.	Analytical Results for _____	08/16/2021	09/15/2021	09/01/2021	0
NGC Inc.	Resampling Results for _____	09/02/2021	10/02/2021	10/12/2021	10
NNC of Rhode Island, Inc.	Permit Application	01/21/2021	02/20/2021	02/05/2021	0
NNC of Rhode Island, Inc.	Permit Application Fee	01/21/2021	02/20/2021	02/05/2021	0
Narragansett Electric - Melrose Chiller	Permit Application	06/17/2021	07/29/2021	07/16/2021	0
Narragansett Electric - Melrose Chiller	Permit Application Fee	06/17/2021	07/29/2021	07/16/2021	0
Narragansett Improvement Co.	Permit Application	06/22/2021	07/30/2021	07/02/2021	0
Narragansett Improvement Co.	Permit Application Fee	06/22/2021	07/30/2021	07/15/2021	0
Naseeb Corporation	Permit Application Fee	10/13/2021	11/13/2021	01/11/2022	59
Naseeb Corporation	Permit Application	10/13/2021	11/13/2021	01/11/2022	59
Nettie's Kettle Corn, LLC	Sign & Return Report	02/10/2021	02/28/2021	02/26/2021	0

**User Requirements
Field's Point - 2021**

Company Name	Submittal	Issue Date	Due Date	Received Date	Days Late
New Harvest Coffee Roasters	Permit Application Fee	09/14/2021	10/13/2021	10/15/2021	2
New Harvest Coffee Roasters	Permit Application	09/14/2021	10/13/2021	10/15/2021	2
New Harvest Coffee Roasters	Process Plans	09/14/2021	10/13/2021	11/09/2021	27
Nice Slice LLC	Permit Application Fee	09/01/2021	10/06/2021	11/15/2021	40
Nice Slice LLC	Permit Application	09/01/2021	10/06/2021	11/15/2021	40
Nueva San Salvador Bakery, Inc.	Permit Application Fee	01/14/2021	02/13/2021	04/27/2021	73
Nueva San Salvador Bakery, Inc.	Permit Application	01/14/2021	02/13/2021	04/27/2021	73
Nunez Fruit Market	Install Sample Location	11/29/2021	01/17/2022		37
Nutrition on Broad	Permit Application Fee	08/27/2021	09/26/2021	08/31/2021	0
Nutrition on Broad	Permit Application	08/27/2021	09/26/2021	08/31/2021	0
Nutrition on Broad	Pretreatment Plans	09/16/2021	10/08/2021	09/23/2021	0
OV1 Inc.	Permit Application	11/08/2021	12/08/2021	01/20/2022	43
OV1 Inc.	Permit Application Fee	11/08/2021	12/08/2021	01/20/2022	43
Olneyville NY System	Sign & Return Report	08/17/2021	09/09/2021	11/15/2021	67
One Francis Corp.	Permit Application	07/13/2021	08/12/2021	07/26/2021	0
One Francis Corp.	Permit Application Fee	07/13/2021	08/12/2021	07/26/2021	0
Orbit Energy Rhode Island, LLC	Other	01/06/2021	02/28/2021	02/26/2021	0
Orbit Energy Rhode Island, LLC	Resampling Results for _____	01/20/2021	03/12/2021	03/01/2021	0
Orbit Energy Rhode Island, LLC	Resampling Results for _____	03/01/2021	04/23/2021	03/11/2021	0
Orbit Energy Rhode Island, LLC	Resampling Results for _____	03/11/2021	04/30/2021	03/18/2021	0
Orbit Energy Rhode Island, LLC	Resampling Results for _____	03/18/2021	05/07/2021	04/15/2021	0
Orbit Energy Rhode Island, LLC	Resampling Results for _____	04/15/2021	06/04/2021	04/21/2021	0
Orbit Energy Rhode Island, LLC	Resampling Results for _____	04/21/2021	06/11/2021	04/28/2021	0
Orbit Energy Rhode Island, LLC	Other	04/21/2021	04/27/2021	04/27/2021	0
Orbit Energy Rhode Island, LLC	Resampling Results for _____	04/28/2021	06/18/2021	05/17/2021	0
Orbit Energy Rhode Island, LLC	Other	05/03/2021	05/10/2021	05/07/2021	0
Orbit Energy Rhode Island, LLC	Resampling Results for _____	05/17/2021	07/09/2021	05/19/2021	0
Orbit Energy Rhode Island, LLC	Resampling Results for _____	05/19/2021	07/09/2021	05/28/2021	0
Orbit Energy Rhode Island, LLC	Resampling Results for _____	05/28/2021	07/16/2021	06/07/2021	0
Orbit Energy Rhode Island, LLC	Resampling Results for _____	06/07/2021	07/30/2021	06/22/2021	0
PRII, LP	Permit Application	08/25/2021	09/25/2021	09/20/2021	0
PRII, LP	Permit Application Fee	08/25/2021	09/25/2021	09/20/2021	0
Panaderia El Paisano	Analytical Results for _____	10/19/2021	12/01/2021	11/08/2021	0
Pane E Vino	Permit Application	12/13/2021	01/13/2022	01/14/2022	1
Pane E Vino	Permit Application Fee	12/13/2021	01/13/2022	01/26/2022	13
Panera Bread	Permit Application Fee	02/04/2021	02/28/2021	03/18/2021	18
Panera Bread	Permit Application	02/04/2021	02/28/2021	03/18/2021	18
Parkside Rotisserie & Bar	Permit Application	01/12/2021	02/09/2021	03/12/2021	31
Parkside Rotisserie & Bar	Permit Application Fee	01/12/2021	02/09/2021	03/12/2021	31
Parkview Bakery Cafe	Permit Application Fee	02/11/2021	03/15/2021	07/23/2021	130
Parkview Bakery Cafe	Permit Application	02/11/2021	03/15/2021	07/23/2021	130
Pasta Beach Wayland Square LLC	Permit Application	01/07/2021	02/04/2021	01/27/2021	0
Pasta Beach Wayland Square LLC	Permit Application Fee	01/07/2021	02/04/2021	01/27/2021	0
Paul Cuffee High School	Permit Application Fee	11/09/2021	01/31/2022		23
Paul Cuffee High School	Permit Application	11/09/2021	01/31/2022		23
People's Baptist Church	Permit Application	09/09/2021	10/14/2021	10/07/2021	0
People's Baptist Church	Permit Application Fee	09/09/2021	10/14/2021	10/07/2021	0
Pho Horn's Inc.	Permit Application Fee	01/20/2021	02/20/2021	02/23/2021	3
Pho Horn's Inc.	Permit Application	01/20/2021	02/20/2021	04/27/2021	66
Plaza Bar & Kitchen	Permit Application Fee	12/17/2021	01/15/2022		39
Plaza Bar & Kitchen	Permit Application	12/17/2021	01/15/2022		39
Providence Bagel	Permit Application Fee	11/15/2021	12/15/2021	01/26/2022	42
Providence Bagel	Permit Application	11/15/2021	12/15/2021	01/26/2022	42
Providence Bagel	Process Plans	11/15/2021	12/15/2021	01/26/2022	42
Providence Brewing Company	Permit Application	01/28/2021	02/24/2021	08/31/2021	188
Providence Brewing Company	Permit Application Fee	01/28/2021	02/24/2021	08/31/2021	188
Providence Brewing Company	Process Plans	01/28/2021	02/24/2021	06/28/2021	124
Providence Coal Fired Pizza	Permit Application	11/16/2021	12/16/2021		69
Providence Coal Fired Pizza	Permit Application Fee	11/16/2021	12/16/2021	01/11/2022	26
Providence Pancakes, Inc.	Permit Application	11/09/2021	12/09/2021	12/03/2021	0
Providence Pancakes, Inc.	Permit Application Fee	11/09/2021	12/09/2021	12/03/2021	0

**User Requirements
Field's Point - 2021**

Company Name	Submittal	Issue Date	Due Date	Received Date	Days Late
Providence Place Pockets	Permit Application	04/14/2021	05/14/2021	05/05/2021	0
Providence Place Pockets	Permit Application Fee	04/14/2021	05/14/2021	05/05/2021	0
Providence Specialty Products, LLC	Resampling Results for _____	01/14/2021	02/11/2021	02/18/2021	7
Providence Specialty Products, LLC	Resampling Results for _____	02/22/2021	03/15/2021	04/08/2021	24
Providence Specialty Products, LLC	Resampling Results for _____	04/09/2021	04/30/2021	06/22/2021	53
Providence Specialty Products, LLC	Resampling Results for _____	06/23/2021	07/16/2021	08/05/2021	20
Providence Specialty Products, LLC	Resampling Results for _____	08/10/2021	09/28/2021	09/01/2021	0
Providence Specialty Products, LLC	Resampling Results for _____	09/02/2021	10/21/2021	10/25/2021	4
Providence Specialty Products, LLC	Resampling Results for _____	10/27/2021	12/15/2021		70
Providence Specialty Products, LLC	Resampling Results for _____	10/27/2021	12/15/2021	01/06/2022	22
Providence Water Supply Board	Permit Application Fee	12/02/2021	01/03/2022	12/27/2021	0
Providence Water Supply Board	Permit Application	12/02/2021	01/03/2022	12/27/2021	0
Pure Haven, LLC	Permit Application Fee	12/02/2021	01/01/2022		53
Pure Haven, LLC	Permit Application	12/02/2021	01/01/2022		53
Quality Food Corp.	Permit Application	03/01/2021	03/27/2021	03/23/2021	0
Quality Food Corp.	Permit Application Fee	03/01/2021	03/27/2021	03/23/2021	0
Quality Seafood	Permit Application Fee	03/24/2021	04/30/2021	05/27/2021	27
Quality Seafood	Permit Application	03/24/2021	04/30/2021	05/27/2021	27
Quality Seafood	Sign & Return Report	05/24/2021	06/23/2021	06/14/2021	0
Quality Seafood	Sign & Return Report	08/12/2021	09/05/2021	09/07/2021	2
Quality Seafood	Sign & Return Report	08/12/2021	09/05/2021	09/07/2021	2
Quality Seafood	Sign & Return Report	08/18/2021	09/15/2021	09/07/2021	0
Quality Seafood	Analytical Results for _____	10/27/2021	11/26/2021	11/22/2021	0
Quality Seafood	Analytical Results for _____	11/29/2021	12/29/2021	01/26/2022	28
Queen B's Cakery	Permit Application	12/15/2021	01/14/2022		40
Queen B's Cakery	Permit Application Fee	12/15/2021	01/14/2022		40
R.I. Beef & Veal, Inc	Permit Application	03/17/2021	04/15/2021	11/05/2021	204
R.I. Beef & Veal, Inc	Permit Application Fee	03/17/2021	04/15/2021	11/05/2021	204
R.I.P.T.A. - 705 Elmwood	Analytical Results for _____	08/03/2021	09/02/2021	08/20/2021	0
R.I.P.T.A. - 750 Elmwood	Resampling Results for _____	01/29/2021	03/05/2021	03/17/2021	12
R.I.P.T.A. - 750 Elmwood	Sign & Return Report	03/17/2021	04/01/2021	03/22/2021	0
R.I.P.T.A. - 750 Elmwood	Analytical Results for _____	08/03/2021	09/02/2021	08/20/2021	0
RB Donuts, Inc.	Permit Application	02/10/2021	03/10/2021	02/22/2021	0
RB Donuts, Inc.	Permit Application Fee	02/10/2021	03/10/2021	02/22/2021	0
RB Donuts, Inc.	Permit Application Fee	02/10/2021	03/10/2021	02/24/2021	0
RB Donuts, Inc.	Permit Application	02/10/2021	03/10/2021	02/24/2021	0
RI HIC Food Group Inc.	Permit Application Fee	06/23/2021	07/22/2021	10/14/2021	84
RI HIC Food Group Inc.	Process Plans	06/23/2021	07/22/2021	10/14/2021	84
RI HIC Food Group Inc.	Permit Application	06/23/2021	07/22/2021	10/14/2021	84
RISD - Colonial Apartments	Permit Application Fee	02/10/2021	03/10/2021	03/09/2021	0
RISD - Colonial Apartments	Permit Application	02/10/2021	03/10/2021	03/09/2021	0
Red Door Whiskey Bar LLC	Pretreatment Plans	10/13/2021	11/15/2021	12/06/2021	21
Revival Foodworks and Brewery	Permit Application	03/22/2021	04/30/2021	04/09/2021	0
Revival Foodworks and Brewery	Permit Application Fee	03/22/2021	04/30/2021	04/09/2021	0
Revival Foodworks and Brewery	Pretreatment Plans	04/20/2021	05/31/2021	06/18/2021	18
Revival Foodworks and Brewery	Spill Control Plan	07/22/2021	11/11/2021		104
Rhed's Hot Sauce	Analytical Results for _____	11/26/2021	12/26/2021	01/12/2022	17
Rhode Island Bioenergy Facility, LLC.	Other	09/09/2021	10/30/2021	10/29/2021	0
Rhode Island Bioenergy Facility, LLC.	Other	11/15/2021	11/30/2021	11/30/2021	0
Rhode Island Bioenergy Facility, LLC.	40 CFR 136 Notification	12/08/2021	12/30/2021	12/14/2021	0
Rhode Island College - Connection 2	Resampling Results for _____	11/09/2021	12/28/2021	11/24/2021	0
Rhode Island Favorite Chicken III, LLC	Permit Application	06/09/2021	07/09/2021	08/16/2021	38
Rhode Island Favorite Chicken III, LLC	Permit Application Fee	06/09/2021	07/09/2021	08/18/2021	40
Rhode Island Heat Treating Company, LLC	Spill Control Plan	06/02/2021	08/30/2021	08/12/2021	0
Rhode Island Heat Treating Company, LLC	Toxic Organic/Solvent Mgt Plan	06/02/2021	08/30/2021	08/12/2021	0
Rhode Island Heat Treating Company, LLC	Spill Control Plan	06/02/2021	07/02/2021	08/30/2021	59
Rita's Pizza	Permit Application Fee	06/18/2021	07/18/2021	12/14/2021	149
Rita's Pizza	Permit Application	06/18/2021	07/18/2021	12/14/2021	149
Ron's Pastry Gourmet	Permit Application Fee	08/03/2021	09/02/2021	11/05/2021	64
Ron's Pastry Gourmet	Permit Application	08/03/2021	09/02/2021	11/05/2021	64
Rosa Mia Pizza and More	Resampling Results for _____	02/25/2021	04/08/2021	03/25/2021	0

**User Requirements
Field's Point - 2021**

Company Name	Submittal	Issue Date	Due Date	Received Date	Days Late
Rosa Mia Pizza and More	Resampling Results for _____	02/25/2021	04/29/2021	06/28/2021	60
Rosa Mia Pizza and More	Resampling Results for _____	02/25/2021	04/22/2021	06/28/2021	67
Rosa Mia Pizza and More	Resampling Results for _____	02/25/2021	04/15/2021	06/28/2021	74
Rosario Meat Market	Permit Application Fee	06/08/2021	07/08/2021	09/29/2021	83
Rosario Meat Market	Permit Application	06/08/2021	07/08/2021	09/29/2021	83
Rosario Meat Market	Process Plans	06/08/2021	07/08/2021	10/06/2021	90
Rosario Society	Permit Application Fee	12/14/2021	01/14/2022		40
Rosario Society	Permit Application	12/14/2021	01/14/2022		40
SCI RI Funeral Services LLC	Permit Application Fee	11/09/2021	12/10/2021		75
SCI RI Funeral Services LLC	Permit Application	11/09/2021	12/10/2021		75
SWG Promotions, LLC	Permit Application	09/08/2021	10/12/2021	01/06/2022	86
SWG Promotions, LLC	Permit Application Fee	09/08/2021	10/12/2021	01/06/2022	86
Saint Elizabeth Assisted Living	Permit Application	08/12/2021	09/10/2021	09/13/2021	3
Saint Elizabeth Assisted Living	Permit Application Fee	08/12/2021	09/10/2021	09/15/2021	5
Sakura Restaurant, Inc.	Permit Application Fee	02/04/2021	02/28/2021	05/21/2021	82
Sakura Restaurant, Inc.	Permit Application	02/04/2021	02/28/2021	05/21/2021	82
Sal's Bakery	Permit Application Fee	02/04/2021	02/28/2021	04/08/2021	39
Sal's Bakery	Permit Application	02/04/2021	02/28/2021	04/08/2021	39
Sam's New York System	Permit Application Fee	04/13/2021	05/12/2021	05/13/2021	1
Sam's New York System	Permit Application	04/13/2021	05/12/2021	05/13/2021	1
Saptagiri LLC	Permit Application Fee	11/10/2021	12/10/2021		75
Saptagiri LLC	Permit Application	11/10/2021	12/10/2021		75
Shaw's Supermarket Store #7443	Resampling Results for _____	11/22/2021	01/17/2022	01/25/2022	8
Shore's Market, Inc.	Permit Application Fee	06/21/2021	07/31/2021	07/23/2021	0
Shore's Market, Inc.	Permit Application	06/21/2021	07/31/2021	07/23/2021	0
Sin LLC	Permit Application Fee	08/25/2021	09/25/2021	09/29/2021	4
Sin LLC	Permit Application	08/25/2021	09/25/2021	09/29/2021	4
Smith Street Donuts, Inc	Permit Application Fee	03/08/2021	04/08/2021	03/23/2021	0
Smith Street Donuts, Inc	Permit Application	03/08/2021	04/08/2021	05/10/2021	32
Sorrento Restaurant	Permit Application Fee	11/10/2021	12/10/2021	11/23/2021	0
Sorrento Restaurant	Permit Application	11/10/2021	12/10/2021	11/22/2021	0
South Beach Cafe	Permit Application Fee	08/25/2021	09/25/2021	01/20/2022	117
South Beach Cafe	Permit Application Fee	08/25/2021	09/25/2021	01/28/2022	125
South Beach Cafe	Permit Application	08/25/2021	09/25/2021	01/20/2022	117
South Beach Cafe	Permit Application	08/25/2021	09/25/2021	01/28/2022	125
Southside Community Land Trust	Permit Application	10/06/2021	11/05/2021	12/10/2021	35
Southside Community Land Trust	Permit Application Fee	10/06/2021	11/05/2021	11/12/2021	7
Southside Community Land Trust	Process Plans	10/06/2021	11/05/2021	12/20/2021	45
Specialty Cleansing Company	Permit Application	02/09/2021	03/11/2021	08/11/2021	153
Specialty Cleansing Company	Permit Application Fee	02/09/2021	03/11/2021	04/12/2021	32
Starbucks Corporation	Permit Application Fee	10/25/2021	11/24/2021	12/22/2021	28
Starbucks Corporation	Permit Application	10/25/2021	11/24/2021	12/22/2021	28
Stop & Shop Supermarket #722	Resampling Results for _____	11/02/2021	12/24/2021	01/10/2022	17
Sugarman-Sinai Memorial Chapel	Permit Application	03/29/2021	04/28/2021	04/28/2021	0
Sugarman-Sinai Memorial Chapel	Permit Application Fee	03/29/2021	04/28/2021	04/28/2021	0
Superior Foods LLC	Permit Application Fee	04/15/2021	05/31/2021	06/29/2021	29
Superior Foods LLC	Permit Application	04/15/2021	05/31/2021	06/29/2021	29
Surface Coatings, LLC	Permit Application	06/22/2021	07/30/2021	08/12/2021	13
Surface Coatings, LLC	Permit Application Fee	06/22/2021	07/30/2021	08/13/2021	14
Sushi Cafe	Permit Application Fee	09/02/2021	10/02/2021	09/29/2021	0
Sushi Cafe	Permit Application	09/03/2021	10/03/2021	09/29/2021	0
Sydney Providence LLC	Permit Application Fee	03/11/2021	04/15/2021	04/22/2021	7
Sydney Providence LLC	Permit Application	03/11/2021	04/15/2021	04/22/2021	7
Tacos On the Hill	Permit Application	11/29/2021	12/29/2021	01/03/2022	5
Tacos On the Hill	Permit Application Fee	11/29/2021	12/29/2021	01/03/2022	5
Technodic, Inc.	Spill Control Plan	08/10/2021	08/30/2021	08/30/2021	0
Technodic, Inc.	Permit Application	08/12/2021	09/27/2021	09/23/2021	0
Technodic, Inc.	Permit Application Fee	08/12/2021	09/27/2021	09/23/2021	0
Tel-Aviv Cigar Bar & Grill LLC	Permit Application Fee	01/21/2021	02/20/2021	02/02/2021	0
Tel-Aviv Cigar Bar & Grill LLC	Permit Application	01/21/2021	02/20/2021	02/02/2021	0
Teriyaki House, Inc.	Permit Application Fee	04/14/2021	05/14/2021	05/03/2021	0

**User Requirements
Field's Point - 2021**

Company Name	Submittal	Issue Date	Due Date	Received Date	Days Late
Teriyaki House, Inc.	Permit Application	04/14/2021	05/14/2021	05/03/2021	0
Terra Luna Cafe Providence, Inc.	Pretreatment Plans	11/29/2021	12/29/2021		56
Terra Luna Cafe Providence, Inc.	Permit Application Fee	11/29/2021	12/29/2021		56
Terra Luna Cafe Providence, Inc.	Permit Application	11/29/2021	12/29/2021		56
Textron, Inc.	Analytical Results for _____	03/01/2021	04/15/2021	04/13/2021	0
The Abbey	Permit Application	01/07/2021	02/04/2021	02/03/2021	0
The Abbey	Permit Application Fee	01/07/2021	02/04/2021	02/03/2021	0
The Cadillac Lounge, LLC	Permit Application	11/08/2021	12/08/2021	11/30/2021	0
The Cadillac Lounge, LLC	Permit Application Fee	11/08/2021	12/08/2021	11/30/2021	0
The East End, LLC	Permit Application Fee	06/21/2021	07/18/2021	07/15/2021	0
The East End, LLC	Permit Application	06/21/2021	07/18/2021	07/15/2021	0
The Foundry Associates	Permit Application Fee	03/11/2021	04/10/2021	03/29/2021	0
The Foundry Associates	Permit Application	03/11/2021	04/10/2021	03/29/2021	0
The Laundry Club	Permit Application Fee	12/14/2021	01/13/2022	01/03/2022	0
The Laundry Club	Permit Application	12/14/2021	01/13/2022	01/03/2022	0
The Merit, LLC	Permit Application	03/30/2021	04/30/2021	06/22/2021	53
The Merit, LLC	Permit Application Fee	03/30/2021	04/30/2021	06/22/2021	53
The Providence Mint, Inc.	Permit Application Fee	01/20/2021	02/19/2021	02/16/2021	0
The Providence Mint, Inc.	Permit Application	01/20/2021	01/20/2021	02/19/2021	30
The Providence Mint, Inc.	Permit Application	01/20/2021	02/19/2021	02/16/2021	0
The Shop on Westminster	Permit Application Fee	09/15/2021	10/14/2021	11/10/2021	27
The Shop on Westminster	Permit Application	09/15/2021	10/14/2021	12/09/2021	56
The Wendy's Company (Charles)	Permit Application Fee	02/10/2021	03/31/2021	03/30/2021	0
The Wendy's Company (Charles)	Permit Application	02/10/2021	03/31/2021	03/30/2021	0
This Guy's Pizza	Permit Application	01/12/2021	02/09/2021	02/16/2021	7
This Guy's Pizza	Permit Application Fee	01/12/2021	02/09/2021	02/16/2021	7
Top of the Hill LLC	Permit Application Fee	03/29/2021	04/28/2021	06/08/2021	41
Top of the Hill LLC	Permit Application	03/29/2021	04/28/2021	06/08/2021	41
Torg LLC	Permit Application	06/09/2021	07/09/2021	07/29/2021	20
Torg LLC	Permit Application Fee	06/09/2021	07/09/2021	07/29/2021	20
Tori Tomo	Permit Application Fee	08/31/2021	09/29/2021	10/08/2021	9
Tori Tomo	Process Plans	08/31/2021	09/29/2021	10/08/2021	9
Tori Tomo	Permit Application	08/31/2021	09/29/2021	10/08/2021	9
Toro	Permit Application Fee	02/11/2021	03/15/2021	04/22/2021	38
Toro	Permit Application	02/11/2021	03/15/2021	04/22/2021	38
Tortilleria el Quetzal	Analytical Results for _____	04/01/2021	04/30/2021	10/28/2021	181
Tortilleria el Quetzal	Chain of Custody Documentation	07/29/2021	08/15/2021	10/28/2021	74
Travelers Auto Body, Inc.	Permit Application Fee	02/09/2021	03/11/2021	02/24/2021	0
Travelers Auto Body, Inc.	Permit Application	02/09/2021	03/11/2021	02/24/2021	0
Tri-Jay Company	Resampling Results for _____	05/12/2021	06/15/2021	06/09/2021	0
Tri-Jay Company	Resampling Results for _____	07/29/2021	08/31/2021	08/30/2021	0
True Bagels	Permit Application	01/08/2021	02/10/2021	03/08/2021	26
True Bagels	Permit Application Fee	01/08/2021	02/10/2021	03/08/2021	26
Univar Solutions USA, Inc.	Resampling Results for _____	02/18/2021	03/31/2021	03/29/2021	0
University of Rhode Island- Shepard Bldg	Permit Application	02/23/2021	03/30/2021	03/30/2021	0
University of Rhode Island- Shepard Bldg	Permit Application Fee	02/23/2021	04/30/2021	04/05/2021	0
Urban Greens	Resampling Results for _____	03/10/2021	04/30/2021	10/19/2021	172
Urban Greens	Resampling Results for _____	10/21/2021	12/24/2021		61
Vertex Pharmaceutical Incorporated	Toxic Organic/Solvent Mgt Plan	08/18/2021	09/30/2021	09/29/2021	0
Vertex Pharmaceutical Incorporated	Spill Control Plan	08/18/2021	09/30/2021	09/29/2021	0
Vertex Pharmaceutical Incorporated	Permit Application Fee	08/18/2021	09/30/2021	09/29/2021	0
Vertex Pharmaceutical Incorporated	Process Plans	08/18/2021	09/30/2021	09/29/2021	0
Vertex Pharmaceutical Incorporated	Permit Application	08/18/2021	09/30/2021	09/29/2021	0
Vertex Pharmaceutical Incorporated	Toxic Organic/Solvent Mgt Plan	09/29/2021	10/30/2021	10/29/2021	0
Vertex Pharmaceutical Incorporated	Spill Control Plan	09/29/2021	10/30/2021	10/29/2021	0
Vertex Pharmaceutical Incorporated	Process Plans	09/29/2021	10/30/2021	10/29/2021	0
Vertex Pharmaceutical Incorporated	Permit Application	09/29/2021	10/30/2021	10/29/2021	0
Vertex Pharmaceutical Incorporated	Permit Application Fee	09/29/2021	10/30/2021	10/29/2021	0
W&B Laundromat Inc.	Permit Application Fee	04/22/2021	05/21/2021	05/18/2021	0
W&B Laundromat Inc.	Permit Application	04/22/2021	05/21/2021	05/18/2021	0
WHGDC, Inc.	Permit Application	09/02/2021	10/01/2021	11/01/2021	31

**User Requirements
Field's Point - 2021**

Company Name	Submittal	Issue Date	Due Date	Received Date	Days Late
WHGDC, Inc.	Process Plans	09/02/2021	10/01/2021	11/01/2021	31
WHGDC, Inc.	Permit Application Fee	09/02/2021	10/01/2021	11/01/2021	31
WaraWara	Permit Application Fee	01/07/2021	02/04/2021	01/25/2021	0
WaraWara	Permit Application	01/07/2021	02/04/2021	01/25/2021	0
Waterfire Providence	Analytical Results for _____	10/08/2021	11/07/2021	11/03/2021	0
Waterman Grill, LLC	Permit Application Fee	06/21/2021	07/21/2021	07/30/2021	9
Waterman Grill, LLC	Permit Application	06/21/2021	07/21/2021	07/30/2021	9
Webster Avenue School	Permit Application Fee	03/30/2021	04/30/2021	06/28/2021	59
Webster Avenue School	Permit Application	03/30/2021	04/30/2021	06/28/2021	59
Whisk me away bakehouse	Permit Application	11/09/2021	02/18/2022		5
Whisk me away bakehouse	Permit Application Fee	11/09/2021	02/18/2022		5
Whole Foods Market, Inc.	Permit Application Fee	08/03/2021	09/02/2021	12/23/2021	112
Whole Foods Market, Inc.	Permit Application	08/03/2021	09/02/2021	12/27/2021	116
Whytebrook Retirement Investors, LLC	Permit Application	01/12/2021	02/09/2021	03/22/2021	41
Whytebrook Retirement Investors, LLC	Permit Application Fee	01/12/2021	02/09/2021	03/22/2021	41
Wicked Fresh Cafe	Permit Application	10/25/2021	11/24/2021	01/03/2022	40
Wicked Fresh Cafe	Permit Application Fee	10/25/2021	11/24/2021	01/03/2022	40
Women and Infants-Kilguss Lab	Permit Application Fee	01/20/2021	03/05/2021	02/25/2021	0
Women and Infants-Kilguss Lab	Permit Application	01/20/2021	03/05/2021	03/04/2021	0
Y Noodle Bar, LLC	Permit Application	04/09/2021	05/08/2021	09/03/2021	118
Y Noodle Bar, LLC	Permit Application Fee	04/09/2021	05/08/2021	11/10/2021	186
Yacht Club Bottling Works, Inc.	Process Plans	06/14/2021	09/15/2021	09/09/2021	0
Yacht Club Bottling Works, Inc.	Other	06/14/2021	09/15/2021	09/09/2021	0
Yan's Cuisine	Permit Application	01/20/2021	02/20/2021	04/27/2021	66
Yan's Cuisine	Permit Application Fee	01/20/2021	02/20/2021	04/27/2021	66
Yawalux Corporation	Permit Application Fee	07/19/2021	08/19/2021	08/27/2021	8
Yawalux Corporation	Permit Application Fee	07/19/2021	08/19/2021	07/27/2021	0
Yawalux Corporation	Permit Application	07/19/2021	08/19/2021	08/27/2021	8
Zale Hospitality, Inc.	Permit Application	01/12/2021	02/09/2021	03/10/2021	29
Zale Hospitality, Inc.	Permit Application Fee	01/12/2021	02/09/2021	03/10/2021	29
Zizi Gulu LLC	Permit Application	02/03/2021	03/05/2021	03/10/2021	5
Zizi Gulu LLC	Permit Application Fee	02/03/2021	03/05/2021	03/10/2021	5

USER LATE REPORTS

BUCKLIN POINT

**User Late Reports
Bucklin Point - 2021**

Company Name	Report Type	Sample Location	Month/Year Satisfied	Sample Type	Sample Date	Due Date	Received Date	Days Late
3 Flags Bakery	Sample	Sample Location # 1	March 2021	Grab	06/02/2021	04/30/2021	07/26/2021	87
3 Flags Bakery	Sample	Sample Location # 1	September 2021	Grab		10/30/2021		115
9W Halo OpCo L.P.	pH	Sample Location # 1	February 2021	pH	Not Applicable	03/30/2021	04/12/2021	13
9W Halo OpCo L.P.	pH	Sample Location # 1	June 2021	pH	Not Applicable	07/30/2021	08/19/2021	20
Accent Plating Company	Sample	Sample Location # 1	February 2021	Composite	02/24/2021	03/30/2021	04/05/2021	6
Accent Plating Company	pH	Sample Location # 1	April 2021	pH	Not Applicable	05/30/2021	06/04/2021	5
Accent Plating Company	pH	Sample Location # 1	May 2021	pH	Not Applicable	06/30/2021	07/06/2021	6
Accent Plating Company	pH	Sample Location # 1	June 2021	pH	Not Applicable	07/30/2021	08/13/2021	14
Accent Plating Company	pH	Sample Location # 1	July 2021	pH	Not Applicable	08/30/2021	09/03/2021	4
Accent Plating Company	pH	Sample Location # 1	August 2021	pH	Not Applicable	09/30/2021	10/01/2021	1
Accent Plating Company	pH	Sample Location # 1	September 2021	pH	Not Applicable	10/30/2021	11/24/2021	25
Accent Plating Company	Sample	Sample Location # 1	October 2021	Composite	10/19/2021	11/30/2021	12/02/2021	2
Accent Plating Company	pH	Sample Location # 1	November 2021	pH	Not Applicable	12/30/2021	01/03/2022	4
ACS Industries, Inc.	Sample	Sample Location # 1	January 2021	Grab	01/01/2021	03/02/2021	03/15/2021	13
Air Filtration Systems	Zero Discharge Certification	Not Applicable	April 2021	Not Applicable	Not Applicable	05/30/2021	06/11/2021	12
Air Filtration Systems	Zero Discharge Certification	Not Applicable	October 2021	Not Applicable	Not Applicable	11/30/2021	12/13/2021	13
Allstate Restaurant Equipment	Sample	Sample Location # 1	April 2021	Grab	05/26/2021	05/30/2021	06/07/2021	8
Alves and Sons Bakery	Sample	Sample Location # 1	October 2021	Grab	01/18/2022	11/30/2021	02/07/2022	69
Armando & Sons Meat Market	Sample	Sample Location # 1	January 2021	Grab	03/24/2021	03/02/2021	05/11/2021	70
Armando & Sons Meat Market	Sample	Sample Location # 1	July 2021	Grab		08/30/2021		176
Bachini's Bakery	Sample	Sample Location # 1	May 2021	Grab	06/22/2021	06/30/2021	07/06/2021	6
Bachini's Bakery	Sample	Sample Location # 1	November 2021	Grab	12/03/2021	12/30/2021	01/16/2022	17
Bank of America	Sample	Sample Location # 2	July 2021	Grab	07/12/2021	08/30/2021	09/01/2021	2
Bank of America	Sample	Sample Location # 3	July 2021	Grab	07/12/2021	08/30/2021	09/01/2021	2
Barentz NA LLC	Sample	Sample Location # 1	July 2021	Grab	09/22/2021	08/30/2021	10/06/2021	37
Benedict J. Ingegneri Jr. DMD PC Inc.	Dental BMP Certification	Not Applicable	September 2021	Not Applicable	Not Applicable	10/30/2021	11/18/2021	19
BEST Engineered Surface Technologies, LLC	pH	Sample Location # 1	March 2021	pH	Not Applicable	04/30/2021	05/17/2021	17
BEST Engineered Surface Technologies, LLC	Sample	Sample Location # 1	March 2021	Composite	04/27/2021	04/30/2021	05/17/2021	17
BEST Engineered Surface Technologies, LLC	pH	Sample Location # 1	May 2021	pH	Not Applicable	06/30/2021	07/08/2021	8
BEST Engineered Surface Technologies, LLC	Sample	Sample Location # 1	May 2021	Composite	05/27/2021	06/30/2021	07/08/2021	8
BEST Engineered Surface Technologies, LLC	pH	Sample Location # 1	June 2021	pH	Not Applicable	07/30/2021	08/10/2021	11
Blackstone Dental	Dental BMP Certification	Not Applicable	May 2021	Not Applicable	Not Applicable	06/30/2021	07/09/2021	9
Blackstone Market	Sample	Sample Location # 1	April 2021	Grab	07/21/2021	05/30/2021	08/19/2021	81
Blackstone Market	Sample	Sample Location # 1	October 2021	Grab		11/30/2021		84
Blackstone Valley Community Health	Dental BMP Certification	Not Applicable	May 2021	Not Applicable	Not Applicable	06/30/2021	07/01/2021	1
Blackstone Valley Community Healthcare	Dental BMP Certification	Not Applicable	August 2021	Not Applicable	Not Applicable	09/30/2021	10/04/2021	4
Bliss Manufacturing Co., Inc.	pH	Sample Location # 1	March 2021	pH	Not Applicable	04/30/2021	05/10/2021	10
Bliss Manufacturing Co., Inc.	pH	Sample Location # 1	September 2021	pH	Not Applicable	10/30/2021	11/04/2021	5
Bootblack Brand, LLC	Sample	Sample Location # 1	April 2021	Grab	06/28/2021	05/30/2021	06/28/2021	29
Bootblack Brand, LLC	Sample	Sample Location # 1	October 2021	Grab	10/01/2021	11/30/2021	02/03/2022	65
BTP LLC	Sample	Sample Location # 1	July 2021	Grab	08/19/2021	08/30/2021	09/20/2021	21
Bullard Abrasives Inc	Zero Discharge Certification	Not Applicable	September 2021	Not Applicable	Not Applicable	10/30/2021	11/08/2021	9
C & P Enterprises	Sample	Sample Location # 1	January 2021	Grab	05/25/2021	03/02/2021	06/07/2021	97
C & P Enterprises	Sample	Sample Location # 1	July 2021	Grab		08/30/2021		176
Calise & Sons Bakery	Sample	Sample Location # 1	October 2021	Grab	10/25/2021	11/30/2021	12/15/2021	15
CAMRAC, LLC	Sample	Sample Location # 1	April 2021	Grab	04/30/2021	05/30/2021	06/01/2021	2

**User Late Reports
Bucklin Point - 2021**

Company Name	Report Type	Sample Location	Month/Year Satisfied	Sample Type	Sample Date	Due Date	Received Date	Days Late
Catanzaros Food Products, Inc.	Sample	Sample Location # 1	January 2021	Grab	02/05/2021	03/02/2021	03/05/2021	3
Catanzaros Food Products, Inc.	Sample	Sample Location # 1	July 2021	Grab	07/29/2021	08/30/2021	09/28/2021	29
Cave, LLC	Sample	Sample Location # 1	April 2021	Grab	06/29/2021	05/30/2021	06/29/2021	30
Cave, LLC	Sample	Sample Location # 1	October 2021	Grab	10/05/2021	11/30/2021	12/17/2021	17
Central Auto Radiator, Inc.	pH	Sample Location # 1	January 2021	pH	Not Applicable	03/02/2021	03/11/2021	9
Central Auto Radiator, Inc.	pH	Sample Location # 1	March 2021	pH	Not Applicable	04/30/2021	05/05/2021	5
Central Auto Radiator, Inc.	Sample	Sample Location # 1	April 2021	Grab	04/30/2021	05/30/2021	06/11/2021	12
Central Auto Radiator, Inc.	pH	Sample Location # 1	July 2021	pH	Not Applicable	08/30/2021	09/16/2021	17
Central Auto Radiator, Inc.	pH	Sample Location # 1	September 2021	pH	Not Applicable	10/30/2021	11/01/2021	2
Central Auto Radiator, Inc.	Sample	Sample Location # 1	October 2021	Grab	10/29/2021	11/30/2021	12/13/2021	13
Central Auto Radiator, Inc.	pH	Sample Location # 1	November 2021	pH	Not Applicable	12/30/2021	01/05/2022	6
Central Falls Detention Facility Corp.	Dental BMP Certification	Not Applicable	June 2021	Not Applicable	Not Applicable	07/30/2021	08/05/2021	6
Central Falls Provision Co.	Sample	Sample Location # 1	July 2021	Grab	08/18/2021	08/30/2021	09/02/2021	3
Chemart Company	pH	Sample Location # 1	December 2021	pH	Not Applicable	01/30/2022	02/02/2022	3
Chemart Company	Sample	Sample Location # 1	December 2021	Composite	12/08/2021	01/30/2022	02/02/2022	3
Colbea Enterprises LLC	Sample	Sample Location # 1	July 2021	Grab	07/29/2021	08/30/2021	09/07/2021	8
Colonial Bakery	Sample	Sample Location # 1	April 2021	Grab	09/20/2021	05/30/2021	11/18/2021	172
Colonial Bakery	Sample	Sample Location # 1	October 2021	Grab		11/30/2021		84
Comfort Dental II	Dental BMP Certification	Not Applicable	April 2021	Not Applicable	Not Applicable	05/30/2021	06/28/2021	29
Commonwealth Soap and Toiletries	pH	Sample Location # 1	December 2021	pH	Not Applicable	01/30/2022		24
Continental Plastics & Packaging	Sample	Sample Location # 1	January 2021	Grab	01/14/2021	03/02/2021	03/08/2021	6
Continental Plastics & Packaging	Sample	Sample Location # 1	July 2021	Grab	07/19/2021	08/30/2021	09/16/2021	17
Crown Collision Center	Sample	Sample Location # 1	January 2021	Grab	01/15/2021	03/02/2021	03/19/2021	17
Dean Auto Collision Center (Pawtucket)	Sample	Sample Location # 1	April 2021	Grab	08/16/2021	05/30/2021	08/16/2021	78
Dean Auto Collision Center (Pawtucket)	Sample	Sample Location # 1	October 2021	Grab	10/01/2021	11/30/2021	02/10/2022	72
Dental Associates of Cumberland, Inc.	Dental BMP Certification	Not Applicable	January 2021	Not Applicable	Not Applicable	03/02/2021	03/09/2021	7
Dr. Anita N. Vasvani, D.M.D.	Dental BMP Certification	Not Applicable	March 2021	Not Applicable	Not Applicable	04/30/2021	05/20/2021	20
Drs. Ward and Vaudry	Dental BMP Certification	Not Applicable	June 2021	Not Applicable	Not Applicable	07/30/2021	08/12/2021	13
Drs. Ward and Vaudry	Sample	Sample Location # 1	June 2021	Grab	08/01/2021	07/30/2021	08/01/2021	2
Eaton Corporation	Zero Discharge Certification	Not Applicable	May 2021	Not Applicable	Not Applicable	06/30/2021	07/08/2021	8
Eaton Corporation	Zero Discharge Certification	Not Applicable	June 2021	Not Applicable	Not Applicable	07/30/2021	08/03/2021	4
Eaton Corporation	Zero Discharge Certification	Not Applicable	August 2021	Not Applicable	Not Applicable	09/30/2021	10/06/2021	6
Eaton Corporation	Zero Discharge Certification	Not Applicable	September 2021	Not Applicable	Not Applicable	10/30/2021	11/30/2021	31
Eaton Corporation	Zero Discharge Certification	Not Applicable	November 2021	Not Applicable	Not Applicable	12/30/2021	01/25/2022	26
Eglantina Kica, D.M.D.	Dental BMP Certification	Not Applicable	November 2021	Not Applicable	Not Applicable	12/30/2021	01/12/2022	13
El Salvador Bakery	Sample	Sample Location # 1	April 2021	Grab	07/21/2021	05/30/2021	08/11/2021	73
El Salvador Bakery	Sample	Sample Location # 1	October 2021	Grab		11/30/2021		84
Erasmio Convenience Market	Sample	Sample Location # 2	April 2021	Grab		05/30/2021		268
Erasmio Convenience Market	Sample	Sample Location # 2	October 2021	Grab		11/30/2021		84
Everett Charles Tech Inc.	Zero Discharge Certification	Not Applicable	September 2021	Not Applicable	Not Applicable	10/30/2021	11/08/2021	9
Flor Di Brava	Sample	Sample Location # 1	October 2021	Grab	01/04/2022	11/30/2021	01/18/2022	49
Foolproof Brewing Co., LLC	Sample	Sample Location # 1	January 2021	Grab	03/11/2021	03/02/2021	05/21/2021	80
Fully Rooted Juicery	Sample	Sample Location # 1	April 2021	Grab	04/30/2021	05/30/2021	05/31/2021	1
Fully Rooted Juicery	Sample	Sample Location # 2	April 2021	Grab	04/30/2021	05/30/2021	05/31/2021	1
Fully Rooted Juicery	Sample	Sample Location # 1	October 2021	Grab	10/01/2021	11/30/2021	12/03/2021	3
Gingersnaps Bakery	Sample	Sample Location # 1	June 2021	Grab	09/23/2021	07/30/2021	10/01/2021	63

**User Late Reports
Bucklin Point - 2021**

Company Name	Report Type	Sample Location	Month/Year Satisfied	Sample Type	Sample Date	Due Date	Received Date	Days Late
Gingersnaps Bakery	Sample	Sample Location # 1	December 2021	Grab		01/30/2022		23
Happy Smile	Dental BMP Certification	Not Applicable	February 2021	Not Applicable	Not Applicable	03/30/2021	04/05/2021	6
Harris Industries, Inc.	Zero Discharge Certification	Not Applicable	October 2021	Not Applicable	Not Applicable	11/30/2021	12/06/2021	6
Hindley Manufacturing Company	pH	Sample Location # 1	September 2021	pH	Not Applicable	10/30/2021	11/05/2021	6
HP Services, Inc.	Sample	Sample Location # 1	April 2021	Grab	05/17/2021	05/30/2021	06/01/2021	2
Industrial Container Services - RI, LLC	Sample	Sample Location # 1	April 2021	Grab	04/29/2021	05/30/2021	06/02/2021	3
Ink Solution	Sample	Sample Location # 1	April 2021	Composite	06/03/2021	05/30/2021	06/15/2021	16
Ink Solution	Sample	Sample Location # 1	October 2021	Grab		11/30/2021		84
Isle Brewers Guild	pH	Sample Location # 1	February 2021	pH	Not Applicable	03/30/2021	04/16/2021	17
Isle Brewers Guild	pH	Sample Location # 1	April 2021	pH	Not Applicable	05/30/2021	06/02/2021	3
Isle Brewers Guild	pH	Sample Location # 1	May 2021	pH	Not Applicable	06/30/2021	07/28/2021	28
Isle Brewers Guild	pH	Sample Location # 1	July 2021	pH	Not Applicable	08/30/2021	09/28/2021	29
Isle Brewers Guild	pH	Sample Location # 1	September 2021	pH	Not Applicable	10/30/2021	11/01/2021	2
Isle Brewers Guild	pH	Sample Location # 1	December 2021	pH	Not Applicable	01/30/2022	01/31/2022	1
JAR Bakers Supply	Sample	Sample Location # 1	April 2021	Grab	09/01/2021	05/30/2021	09/30/2021	123
JAR Bakers Supply	Sample	Sample Location # 1	October 2021	Composite	01/03/2022	11/30/2021	01/18/2022	49
JAR Bakers Supply	Sample	Sample Location # 1	October 2021	Grab	01/10/2022	11/30/2021	01/21/2022	52
K&W Webbing Company	pH	Sample Location # 1	January 2021	pH	Not Applicable	03/02/2021	03/05/2021	3
K&W Webbing Company	pH	Sample Location # 1	February 2021	pH	Not Applicable	03/30/2021	03/31/2021	1
K&W Webbing Company	pH	Sample Location # 1	March 2021	pH	Not Applicable	04/30/2021	05/06/2021	6
K&W Webbing Company	pH	Sample Location # 1	May 2021	pH	Not Applicable	06/30/2021	07/12/2021	12
K&W Webbing Company	pH	Sample Location # 1	June 2021	pH	Not Applicable	07/30/2021	08/05/2021	6
K&W Webbing Company	pH	Sample Location # 1	July 2021	pH	Not Applicable	08/30/2021	09/07/2021	8
K&W Webbing Company	pH	Sample Location # 1	September 2021	pH	Not Applicable	10/30/2021	11/04/2021	5
K&W Webbing Company	pH	Sample Location # 1	November 2021	pH	Not Applicable	12/30/2021	01/11/2022	12
Key Container Corporation	Sample	Sample Location # 1	July 2021	Grab	08/29/2021	08/30/2021	09/13/2021	14
Kitchen & Countertop Center of New England	Zero Discharge Certification	Not Applicable	April 2021	Not Applicable	Not Applicable	05/30/2021	06/28/2021	29
Kitchen & Countertop Center of New England	Zero Discharge Certification	Not Applicable	October 2021	Not Applicable	Not Applicable	11/30/2021		84
Lincoln High School	Sample	Sample Location # 1	March 2021	Composite	05/05/2021	04/30/2021	06/04/2021	35
Lincoln High School	Sample	Sample Location # 1	September 2021	Grab	11/18/2021	10/30/2021	12/10/2021	41
Lindbergh Auto Body, Inc.	Sample	Sample Location # 1	January 2021	Grab	03/02/2021	03/02/2021	03/15/2021	13
Lindsay Brislin, DMD	Dental BMP Certification	Not Applicable	October 2021	Not Applicable	Not Applicable	11/30/2021	12/30/2021	30
M & M NY System	Sample	Sample Location # 1	January 2021	Grab	02/03/2021	03/02/2021	03/11/2021	9
MAG Ventures, Inc.	Sample	Sample Location # 1	April 2021	Grab	04/20/2021	05/30/2021	07/12/2021	43
MAG Ventures, Inc.	Sample	Sample Location # 1	October 2021	Grab	10/21/2021	11/30/2021	01/21/2022	52
Main Street Market, Inc.	Sample	Sample Location # 1	January 2021	Grab	03/19/2021	03/02/2021	03/24/2021	22
Main Street Market, Inc.	Sample	Sample Location # 1	July 2021	Grab	09/24/2021	08/30/2021	10/14/2021	45
Maroon Group, LLC.	pH	Sample Location # 1	January 2021	pH	Not Applicable	03/02/2021	03/15/2021	13
MDB-T LLC	Sample	Sample Location # 1	January 2021	Grab	03/23/2021	03/02/2021	08/30/2021	181
Michael Healy Designs, Inc.	Zero Discharge Certification	Not Applicable	January 2021	Not Applicable	Not Applicable	03/02/2021	03/30/2021	28
Michael Healy Designs, Inc.	Zero Discharge Certification	Not Applicable	April 2021	Not Applicable	Not Applicable	05/30/2021	06/08/2021	9
Michael Healy Designs, Inc.	Zero Discharge Certification	Not Applicable	June 2021	Not Applicable	Not Applicable	07/30/2021	08/11/2021	12
Michael Healy Designs, Inc.	Zero Discharge Certification	Not Applicable	August 2021	Not Applicable	Not Applicable	09/30/2021	10/13/2021	13
Michael Healy Designs, Inc.	Zero Discharge Certification	Not Applicable	October 2021	Not Applicable	Not Applicable	11/30/2021	12/29/2021	29
Michael's Meats	Sample	Sample Location # 1	January 2021	Grab	05/31/2021	03/02/2021	06/10/2021	100
Michael's Meats	Sample	Sample Location # 1	July 2021	Grab	10/29/2021	08/30/2021	11/04/2021	66

**User Late Reports
Bucklin Point - 2021**

Company Name	Report Type	Sample Location	Month/Year Satisfied	Sample Type	Sample Date	Due Date	Received Date	Days Late
Mirror Image	Sample	Sample Location # 1	October 2021	Grab		11/30/2021		84
Morgan Foods Company, LLC	Sample	Sample Location # 1	October 2021	Grab	10/13/2021	11/30/2021	12/13/2021	13
Multi-Wall Packaging a Division of Signode Industrial Group	Zero Discharge Certification	Not Applicable	January 2021	Not Applicable	Not Applicable	03/02/2021	03/10/2021	8
New England Paper Tube Co.	Sample	Sample Location # 1	January 2021	Grab	01/28/2021	03/02/2021	03/15/2021	13
New England Paper Tube Co.	Sample	Sample Location # 1	July 2021	Grab	09/02/2021	08/30/2021	09/20/2021	21
North East Knitting, Inc.	pH	Sample Location # 1	February 2021	pH	Not Applicable	03/30/2021	04/08/2021	9
North East Knitting, Inc.	pH	Sample Location # 1	April 2021	pH	Not Applicable	05/30/2021	06/01/2021	2
North East Knitting, Inc.	Sample	Sample Location # 1	April 2021	Grab	04/27/2021	05/30/2021	06/01/2021	2
North East Knitting, Inc.	pH	Sample Location # 1	June 2021	pH	Not Applicable	07/30/2021	08/25/2021	26
North East Knitting, Inc.	pH	Sample Location # 1	September 2021	pH	Not Applicable	10/30/2021	11/01/2021	2
North East Knitting, Inc.	pH	Sample Location # 1	November 2021	pH	Not Applicable	12/30/2021	02/15/2022	47
North East Knitting, Inc.	pH	Sample Location # 1	December 2021	pH	Not Applicable	01/30/2022	02/15/2022	16
Organic Dyes and Pigments, LLC.	pH	Sample Location # 1	June 2021	pH	Not Applicable	07/30/2021	08/10/2021	11
Palate Pack	pH	Sample Location # 1	April 2021	pH	Not Applicable	05/30/2021	07/26/2021	57
Palate Pack	pH	Sample Location # 1	May 2021	pH	Not Applicable	06/30/2021	07/26/2021	26
Palate Pack	Sample	Sample Location # 1	June 2021	Grab	06/01/2021	07/30/2021	09/20/2021	52
Palate Pack	pH	Sample Location # 1	July 2021	pH	Not Applicable	08/30/2021	09/23/2021	24
Palate Pack	Sample	Sample Location # 1	September 2021	Composite	09/01/2021	10/30/2021	11/24/2021	25
Palate Pack	pH	Sample Location # 1	November 2021	pH	Not Applicable	12/30/2021	01/27/2022	28
Paolucci Lincoln Dental	Dental BMP Certification	Not Applicable	February 2021	Not Applicable	Not Applicable	03/30/2021	04/05/2021	6
Paul G. Roque, DDS	Dental BMP Certification	Not Applicable	November 2021	Not Applicable	Not Applicable	12/30/2021	01/28/2022	29
Pawtucket Lion Pizza, Inc.	Sample	Sample Location # 1	April 2021	Grab	08/06/2021	05/30/2021	08/31/2021	93
Pawtucket Lion Pizza, Inc.	Sample	Sample Location # 1	October 2021	Grab	01/11/2022	11/30/2021	01/27/2022	58
Pedro Teixeira, DDS	Dental BMP Certification	Not Applicable	March 2021	Not Applicable	Not Applicable	04/30/2021	05/25/2021	25
Piatek Machine Co., Inc.	Zero Discharge Certification	Not Applicable	April 2021	Not Applicable	Not Applicable	05/30/2021	06/14/2021	15
Piatek Machine Co., Inc.	Zero Discharge Certification	Not Applicable	October 2021	Not Applicable	Not Applicable	11/30/2021	12/08/2021	8
Poly/Sperse, Corp.	pH	Sample Location # 1	February 2021	pH	Not Applicable	03/30/2021	04/02/2021	3
Providence Metallizing Company, Inc.	pH	Sample Location # 1	October 2021	pH	Not Applicable	11/30/2021	12/06/2021	6
Providence Metallizing Company, Inc.	Sample	Sample Location # 1	October 2021	Composite	10/01/2021	11/30/2021	12/06/2021	6
Rand Whitney Southeast Container, LLC	Sample	Sample Location # 1	October 2021	Grab	12/09/2021	11/30/2021	12/15/2021	15
Ribatejo Fish Market	Sample	Sample Location # 1	July 2021	Grab	09/07/2021	08/30/2021	09/20/2021	21
Richmond Motor Sales, Inc.	Sample	Sample Location # 1	April 2021	Grab	04/30/2021	05/30/2021	06/01/2021	2
RIDCO Casting Co.	Sample	Sample Location # 1	April 2021	Grab	04/30/2021	05/30/2021	06/03/2021	4
Seabra Foods III, Inc.	Sample	Sample Location # 1	March 2021	Grab	05/11/2021	04/30/2021	06/07/2021	38
Seabra Foods III, Inc.	Sample	Sample Location # 2	March 2021	Grab	05/11/2021	04/30/2021	06/07/2021	38
Seabra Foods III, Inc.	Sample	Sample Location # 3	March 2021	Grab	05/11/2021	04/30/2021	06/07/2021	38
Seabra Foods III, Inc.	Sample	Sample Location # 1	June 2021	Grab	07/01/2021	07/30/2021	12/28/2021	151
Seabra Foods III, Inc.	Sample	Sample Location # 2	June 2021	Grab	07/01/2021	07/30/2021	12/28/2021	151
Seabra Foods III, Inc.	Sample	Sample Location # 3	June 2021	Grab	07/01/2021	07/30/2021	12/28/2021	151
Seabra Foods III, Inc.	Sample	Sample Location # 1	September 2021	Grab	10/15/2021	10/30/2021	01/10/2022	72
Seabra Foods III, Inc.	Sample	Sample Location # 2	September 2021	Grab	10/15/2021	10/30/2021	01/10/2022	72
Seabra Foods III, Inc.	Sample	Sample Location # 3	September 2021	Grab	10/15/2021	10/30/2021	01/10/2022	72
Seabra Foods III, Inc.	Sample	Sample Location # 1	December 2021	Grab		01/30/2022		23
Seabra Foods III, Inc.	Sample	Sample Location # 2	December 2021	Grab		01/30/2022		23
Seabra Foods III, Inc.	Sample	Sample Location # 3	December 2021	Grab		01/30/2022		23
Sewrite Embroidery	Sample	Sample Location # 1	October 2021	Composite	10/01/2021	11/30/2021	12/06/2021	6

**User Late Reports
Bucklin Point - 2021**

Company Name	Report Type	Sample Location	Month/Year Satisfied	Sample Type	Sample Date	Due Date	Received Date	Days Late
Smug Brewery Co. LLC	Sample	Sample Location # 1	April 2021	Grab	06/18/2021	05/30/2021	06/29/2021	30
Sonid LLC	Sample	Sample Location # 1	April 2021	Grab	05/21/2021	05/30/2021	06/15/2021	16
Sonid LLC	Sample	Sample Location # 1	October 2021	Grab	10/29/2021	11/30/2021	01/31/2022	62
Stop & Shop Supermarket #704	Sample	Sample Location # 1	March 2021	Grab	03/12/2021	04/30/2021	05/17/2021	17
Stop & Shop Supermarket #704	Sample	Sample Location # 1	December 2021	Grab	12/21/2021	01/30/2022	02/11/2022	12
Stop & Shop Supermarket #710	Sample	Sample Location # 1	March 2021	Grab	03/11/2021	04/30/2021	05/17/2021	17
Stop & Shop Supermarket #710	Sample	Sample Location # 1	December 2021	Grab	12/14/2021	01/30/2022	02/11/2022	12
Stop & Shop Supermarket #712	Sample	Sample Location # 1	March 2021	Grab	03/12/2021	04/30/2021	05/17/2021	17
Stop & Shop Supermarket #712	Sample	Sample Location # 1	December 2021	Grab	12/14/2021	01/30/2022	02/11/2022	12
Summit Manufacturing Corporation	Sample	Sample Location # 1	January 2021	Composite	01/28/2021	03/02/2021	03/30/2021	28
Summit Manufacturing Corporation	pH	Sample Location # 1	March 2021	pH	Not Applicable	04/30/2021	05/28/2021	28
Summit Manufacturing Corporation	Sample	Sample Location # 1	March 2021	Composite	03/31/2021	04/30/2021	05/28/2021	28
Summit Manufacturing Corporation	pH	Sample Location # 1	May 2021	pH	Not Applicable	06/30/2021	07/29/2021	29
Summit Manufacturing Corporation	Sample	Sample Location # 1	May 2021	Composite	05/28/2021	06/30/2021	07/29/2021	29
Summit Manufacturing Corporation	pH	Sample Location # 1	July 2021	pH	Not Applicable	08/30/2021	09/29/2021	30
Summit Manufacturing Corporation	Sample	Sample Location # 1	July 2021	Composite	07/30/2021	08/30/2021	09/29/2021	30
Summit Manufacturing Corporation	pH	Sample Location # 1	August 2021	pH	Not Applicable	09/30/2021	10/27/2021	27
Summit Manufacturing Corporation	Sample	Sample Location # 1	August 2021	Composite	08/30/2021	09/30/2021	10/27/2021	27
Summit Manufacturing Corporation	pH	Sample Location # 1	October 2021	pH	Not Applicable	11/30/2021	12/29/2021	29
Summit Manufacturing Corporation	Sample	Sample Location # 1	October 2021	Composite	10/29/2021	11/30/2021	12/29/2021	29
Summit Manufacturing Corporation	Sample	Sample Location # 1	December 2021	Composite		01/30/2022		23
Synagro Northeast, LLC	Sample	Sample Location # 1	October 2021	Composite	12/01/2021	11/30/2021	12/16/2021	16
Tanury Industries	pH	Sample Location # 1	August 2021	pH	Not Applicable	09/30/2021	10/07/2021	7
Tanury Industries	Sample	Sample Location # 1	August 2021	Composite	08/31/2021	09/30/2021	10/07/2021	7
Tanury Industries	Sample	Sample Location # 2	August 2021	Grab	08/31/2021	09/30/2021	10/07/2021	7
Tanury Industries	Sample	Sample Location # 3	August 2021	Grab	08/31/2021	09/30/2021	10/07/2021	7
Tanury Industries	Sample	Sample Location # 4	August 2021	Grab	08/31/2021	09/30/2021	10/07/2021	7
Tanury Industries	Sample	Sample Location # 5	August 2021	Composite	08/31/2021	09/30/2021	10/07/2021	7
Tanury Industries PVD, Inc.	pH	Sample Location # 1	August 2021	pH	Not Applicable	09/30/2021	10/07/2021	7
Texcel Industries, Inc.	Sample	Sample Location # 1	April 2021	Grab	04/01/2021	05/30/2021	06/04/2021	5
Texcel Industries, Inc.	Sample	Sample Location # 1	October 2021	Grab	10/01/2021	11/30/2021	12/06/2021	6
The Evans Findings Company, Inc.	Sample	Sample Location # 1	April 2021	Grab	04/14/2021	05/30/2021	06/10/2021	11
The Okonite Company	Sample	Sample Location # 1	January 2021	Composite	01/21/2021	03/02/2021	03/05/2021	3
The Stop & Shop Supermarket Co. LLC	Sample	Sample Location # 1	March 2021	Grab	03/11/2021	04/30/2021	05/17/2021	17
The Stop & Shop Supermarket Co. LLC	Sample	Sample Location # 1	December 2021	Grab	12/03/2021	01/30/2022	02/11/2022	12
Top Shell LLC	Sample	Sample Location # 1	April 2021	Grab	04/15/2021	05/30/2021	06/15/2021	16
Top Shell LLC	Sample	Sample Location # 1	October 2021	Grab	11/22/2021	11/30/2021	01/13/2022	44
Truex, Inc.	pH	Sample Location # 1	February 2021	pH	Not Applicable	03/30/2021	03/31/2021	1
Truex, Inc.	pH	Sample Location # 1	September 2021	pH	Not Applicable	10/30/2021	11/04/2021	5
V. George Rustigian Rugs Inc. - Meeting Street	pH	Sample Location # 2	December 2021	ph	Not Applicable	01/30/2022		24
Vicente's Supermarket	Sample	Sample Location # 1	November 2021	Grab		12/30/2021		54
VIP Car Wash	Sample	Sample Location # 1	February 2021	Grab	04/29/2021	03/30/2021	05/18/2021	49
Walter M. Dzialo, DDS	Dental BMP Certification	Not Applicable	October 2021	Not Applicable	Not Applicable	11/30/2021	12/08/2021	8
Water Works Car Wash	Sample	Sample Location # 1	July 2021	Grab	07/29/2021	08/30/2021	10/25/2021	56
William B. Chan DMD	Dental BMP Certification	Not Applicable	October 2021	Not Applicable	Not Applicable	11/30/2021	12/16/2021	16
William Naughton, DDS	Dental BMP Certification	Not Applicable	October 2021	Not Applicable	Not Applicable	11/30/2021		84

**User Late Reports
Bucklin Point - 2021**

Company Name	Report Type	Sample Location	Month/Year Satisfied	Sample Type	Sample Date	Due Date	Received Date	Days Late
Xelapan Bakery and Convenience	Sample	Sample Location # 1	December 2021	Grab		01/30/2022		23
Yovani's Pizza	Sample	Sample Location # 1	September 2021	Grab		10/30/2021		115
Zaccagnini's Pastry Shoppe	Sample	Sample Location # 1	April 2021	Grab	05/07/2021	05/30/2021	06/02/2021	3

USER REQUIREMENTS

BUCKLIN POINT

**User Requirements
Bucklin Point - 2021**

Company Name	Submittal	Issue Date	Due Date	Received Date	Days Late
3 Flags Bakery	Resampling Results for _____	07/28/2021	09/08/2021		167
574 Restaurant & Hookah Lounge	Process Plans	01/12/2021	02/10/2021	02/10/2021	0
574 Restaurant & Hookah Lounge	Permit Application Fee	01/12/2021	02/10/2021	02/10/2021	0
574 Restaurant & Hookah Lounge	Permit Application	01/12/2021	02/10/2021	02/10/2021	0
9W Halo OpCo L.P.	Permit Application Fee	04/20/2021	05/15/2021	05/07/2021	0
9W Halo OpCo L.P.	Permit Application	04/20/2021	05/15/2021	05/07/2021	0
A.E.E. Inc.	Permit Application	08/03/2021	09/02/2021	09/07/2021	5
A.E.E. Inc.	Permit Application Fee	08/03/2021	09/02/2021	09/07/2021	5
A.G. Dental & Implant Center	Pretreatment Plans	04/20/2021	05/31/2021	05/03/2021	0
Accent Plating Company	Resampling Results for _____	04/06/2021	05/28/2021	05/28/2021	0
Air Filtration Systems	Permit Application Fee	12/01/2021	12/31/2021	01/26/2022	26
Air Filtration Systems	Permit Application	12/01/2021	12/31/2021	01/26/2022	26
Amanda's Kitchen	Permit Application	06/21/2021	07/22/2021	11/29/2021	130
Amanda's Kitchen	Permit Application Fee	06/21/2021	07/22/2021	11/29/2021	130
ArtVac Corporation	Permit Application	08/03/2021	09/02/2021	09/08/2021	6
ArtVac Corporation	Permit Application Fee	08/03/2021	09/02/2021	09/08/2021	6
Asia Restaurants, Inc.	Permit Application	08/25/2021	09/25/2021	11/17/2021	53
Asia Restaurants, Inc.	Permit Application Fee	08/25/2021	09/25/2021	11/19/2021	55
Aspen Aerogels Rhode Island, LLC	Permit Application	02/23/2021	03/25/2021	03/23/2021	0
Aspen Aerogels Rhode Island, LLC	Permit Application Fee	02/23/2021	03/25/2021	03/29/2021	4
Aspen Aerogels Rhode Island, LLC	Analytical Results for _____	07/07/2021	08/06/2021	07/13/2021	0
Aspen Aerogels Rhode Island, LLC	Resampling Results for _____	07/07/2021	08/27/2021	08/10/2021	0
Aspen Aerogels Rhode Island, LLC	Resampling Results for _____	08/10/2021	10/01/2021	08/16/2021	0
Aspen Aerogels Rhode Island, LLC	MSD Sheets	08/12/2021	08/30/2021	08/30/2021	0
Aspen Aerogels Rhode Island, LLC	Other	08/16/2021	08/30/2021	08/30/2021	0
Aspen Aerogels Rhode Island, LLC	Other	08/16/2021	08/30/2021	08/30/2021	0
Aspen Aerogels Rhode Island, LLC	Resampling Results for _____	08/16/2021	10/01/2021	08/26/2021	0
Aspen Aerogels Rhode Island, LLC	Resampling Results for _____	08/26/2021	10/15/2021	09/01/2021	0
Aspen Aerogels Rhode Island, LLC	Resampling Results for _____	09/01/2021	10/22/2021	09/13/2021	0
Aspen Aerogels Rhode Island, LLC	Resampling Results for _____	09/13/2021	11/05/2021	09/22/2021	0
Aspen Aerogels Rhode Island, LLC	Resampling Results for _____	09/22/2021	11/12/2021	10/13/2021	0
Aspen Aerogels Rhode Island, LLC	Other	09/29/2021	10/30/2021	10/29/2021	0
Aspen Aerogels Rhode Island, LLC	Resampling Results for _____	10/13/2021	12/03/2021	10/26/2021	0
Aspen Aerogels Rhode Island, LLC	Resampling Results for _____	10/26/2021	12/17/2021	12/10/2021	0
Aspen Aerogels Rhode Island, LLC	Other	11/15/2021	11/30/2021	11/30/2021	0
Aspen Aerogels Rhode Island, LLC	Resampling Results for _____	12/10/2021	01/28/2022	01/14/2022	0
Aspen Aerogels Rhode Island, LLC	Other	12/15/2021	01/15/2022	01/14/2022	0
Azalea's Asian Cuisine	Permit Application	06/10/2021	07/10/2021	08/10/2021	31
Azalea's Asian Cuisine	Permit Application Fee	06/10/2021	07/10/2021	08/10/2021	31
BEST Engineered Surface Technologies, LLC	Analytical Results for _____	01/12/2021	02/18/2021	02/08/2021	0
BEST Engineered Surface Technologies, LLC	Five Day Sampling Results	01/18/2021	02/18/2021	02/08/2021	0
BEST Engineered Surface Technologies, LLC	Resampling Results for _____	02/04/2021	02/25/2021	02/15/2021	0
BEST Engineered Surface Technologies, LLC	Resampling Results for _____	02/16/2021	03/02/2021	02/19/2021	0
BEST Engineered Surface Technologies, LLC	Sign & Return Report	03/11/2021	03/25/2021	03/25/2021	0
BEST Engineered Surface Technologies, LLC	Resampling Results for _____	06/01/2021	07/20/2021	08/10/2021	21
BEST Engineered Surface Technologies, LLC	Sign & Return Report	07/22/2021	08/15/2021	08/19/2021	4
BEST Engineered Surface Technologies, LLC	Sign & Return Report	07/22/2021	08/15/2021	08/19/2021	4
Bacalao Enterprises, LLC.	Process Plans	03/25/2021	04/24/2021	05/21/2021	27
Bacalao Enterprises, LLC.	Permit Application Fee	03/25/2021	04/24/2021	05/26/2021	32
Bacalao Enterprises, LLC.	Permit Application	03/25/2021	04/24/2021	05/21/2021	27
Bake My Day- Broad Street	Permit Application Fee	03/03/2021	04/02/2021	03/22/2021	0
Bake My Day- Broad Street	Permit Application	03/03/2021	04/02/2021	03/22/2021	0
Bank of America	Sign & Return Report	11/22/2021	12/18/2021	11/23/2021	0
Barentz NA LLC	Permit Application Fee	06/09/2021	07/15/2021	07/06/2021	0
Best Eastern Chinese Restaurant	Permit Application	01/19/2021	02/18/2021	02/26/2021	8
Best Eastern Chinese Restaurant	Permit Application Fee	01/19/2021	02/18/2021	02/26/2021	8
Blue Line Septic, LLC	Permit Application Fee	07/15/2021	08/14/2021	10/04/2021	51
Blue Line Septic, LLC	Permit Application	07/15/2021	08/14/2021	10/04/2021	51
Bullard Abrasives Inc	Permit Application	07/26/2021	08/30/2021	08/10/2021	0
Bullard Abrasives Inc	Permit Application Fee	07/26/2021	08/30/2021	08/10/2021	0
CBNA Barletta Phase IIIA CSO JV	Other	07/12/2021	09/30/2021	09/23/2021	0
CBNA Barletta Phase IIIA CSO JV	Spill Control Plan	07/12/2021	08/13/2021	08/13/2021	0
CBNA Barletta Phase IIIA CSO JV	Spill Control Plan	11/12/2021	12/15/2021	12/15/2021	0
CBNA Barletta Phase IIIA CSO JV	Resampling Results for _____	11/17/2021	01/05/2022	12/15/2021	0
CBNA Barletta Phase IIIA CSO JV	Sign & Return Report	12/22/2021	01/14/2022	12/23/2021	0
Catanzaros Food Products, Inc.	Resampling Results for _____	03/09/2021	05/04/2021	05/05/2021	1
Catanzaros Food Products, Inc.	Resampling Results for _____	09/29/2021	11/17/2021	11/16/2021	0

**User Requirements
Bucklin Point - 2021**

Company Name	Submittal	Issue Date	Due Date	Received Date	Days Late
Cave, LLC	Sign & Return Report	04/01/2021	04/30/2021	05/21/2021	21
Central Falls Provision Co.	Analytical Results for _____	08/16/2021	09/15/2021	09/02/2021	0
Chelo's Restaurant	Permit Application	04/13/2021	05/13/2021	07/08/2021	56
Chelo's Restaurant	Permit Application Fee	04/13/2021	05/13/2021	07/08/2021	56
Chemart Company	Sign & Return Report	04/27/2021	05/14/2021	05/10/2021	0
Chemart Company	Other	06/03/2021	07/09/2021	07/09/2021	0
Chemart Company	Submit Report on Manhole Violations	11/23/2021	12/31/2021	12/06/2021	0
Cintas Corporation	Resampling Results for _____	01/26/2021	02/09/2021	02/04/2021	0
Cintas Corporation	Sign & Return Report	10/22/2021	11/20/2021	10/25/2021	0
City of Pawtucket - Public Works	Resampling Results for _____	08/12/2021	09/30/2021	08/31/2021	0
Club Sport Uniao Madeirence	Permit Application	06/09/2021	07/09/2021	09/03/2021	56
Club Sport Uniao Madeirence	Permit Application Fee	06/09/2021	07/09/2021	09/03/2021	56
Coffee Connection, Inc.	Permit Application	11/29/2021	12/29/2021	01/05/2022	7
Coffee Connection, Inc.	Process Plans	11/29/2021	12/29/2021	01/05/2022	7
Coffee Connection, Inc.	Permit Application Fee	11/29/2021	12/29/2021	01/05/2022	7
Colonial Bakery	Sign & Return Report	03/26/2021	04/23/2021	12/16/2021	237
Commonwealth Soap and Toiletries	Permit Application	03/22/2021	05/31/2021	07/02/2021	32
Commonwealth Soap and Toiletries	Permit Application Fee	03/22/2021	05/31/2021	07/02/2021	32
Commonwealth Soap and Toiletries	Process Plans	08/31/2021	10/15/2021	10/18/2021	3
Commonwealth Soap and Toiletries	Spill Control Plan	11/30/2021	12/30/2021	01/14/2022	15
Conopco, Inc. (Site #1)	Permit Application Fee	01/19/2021	02/18/2021	02/25/2021	7
Conopco, Inc. (Site #1)	Permit Application	01/19/2021	02/18/2021	02/22/2021	4
Cooley, Incorporated	Permit Application	12/14/2021	01/13/2022	01/10/2022	0
Cooley, Incorporated	Permit Application Fee	12/14/2021	01/13/2022	01/10/2022	0
Costa del Sol Restaurant	Permit Application Fee	11/10/2021	12/10/2021	02/09/2022	61
Costa del Sol Restaurant	Permit Application	11/10/2021	12/10/2021	02/09/2022	61
Cox Communications, Inc. - BP Vault	Permit Application Fee	04/12/2021	05/10/2021	07/06/2021	57
Cox Communications, Inc. - BP Vault	Permit Application	04/12/2021	05/10/2021	07/06/2021	57
Cumberland Public Schools	Permit Application Fee	09/08/2021	10/14/2021	10/12/2021	0
Cumberland Public Schools	Permit Application	09/08/2021	10/14/2021	10/12/2021	0
DFG Donuts Inc.	Permit Application	01/14/2021	02/13/2021	02/12/2021	0
DFG Donuts Inc.	Permit Application Fee	01/14/2021	02/13/2021	02/12/2021	0
DG Cafe & Bakery	Resampling Results for _____	05/27/2021	07/16/2021	07/02/2021	0
DG Cafe & Bakery	Resampling Results for _____	07/02/2021	08/20/2021	09/21/2021	32
Darlington Assisted Living Center	Permit Application	08/31/2021	09/29/2021	10/25/2021	26
Darlington Assisted Living Center	Permit Application Fee	08/31/2021	09/29/2021	10/25/2021	26
David London and Company	Permit Application	12/02/2021	01/01/2022	12/20/2021	0
David London and Company	Permit Application Fee	12/02/2021	01/01/2022	12/20/2021	0
Denison Pharmaceuticals, LLC	Process Plans	03/11/2021	07/30/2021	07/22/2021	0
Denison Pharmaceuticals, LLC	Permit Application	04/15/2021	05/30/2021	05/13/2021	0
Denison Pharmaceuticals, LLC	Permit Application Fee	04/15/2021	05/30/2021	05/13/2021	0
Dental Associates of Cumberland, Inc.	Permit Application	08/25/2021	09/25/2021	10/06/2021	11
Dental Associates of Cumberland, Inc.	Permit Application Fee	08/25/2021	09/25/2021	10/06/2021	11
Dental Solutions	Permit Application Fee	04/21/2021	05/31/2021	05/28/2021	0
Dental Solutions	Permit Application	04/21/2021	05/31/2021	05/28/2021	0
Dexter Car Wash, Inc.	Permit Application Fee	02/25/2021	03/26/2021	04/27/2021	32
Dexter Car Wash, Inc.	Permit Application	02/25/2021	03/26/2021	04/27/2021	32
Dexter Laundromat, Inc.	Permit Application Fee	01/14/2021	02/13/2021	01/25/2021	0
Dexter Laundromat, Inc.	Permit Application	01/14/2021	02/13/2021	01/25/2021	0
Diene Group LLC	Permit Application Fee	12/14/2021	01/13/2022		40
Diene Group LLC	Permit Application	12/14/2021	01/13/2022		40
Dunkin Donuts - Central Avenue	Permit Application	11/15/2021	12/12/2021	11/26/2021	0
Dunkin Donuts - Central Avenue	Permit Application Fee	11/15/2021	12/12/2021	11/26/2021	0
E & T Bella Pasta	Permit Application	08/11/2021	09/10/2021	09/29/2021	19
E & T Bella Pasta	Permit Application Fee	08/11/2021	09/10/2021	09/29/2021	19
ELKA Restaurant, Inc.	Permit Application Fee	12/14/2021	01/13/2022	02/17/2022	35
ELKA Restaurant, Inc.	Permit Application	12/14/2021	01/13/2022	02/17/2022	35
East Providence Fire Station #3	Permit Application Fee	07/15/2021	08/14/2021	09/29/2021	46
East Providence Fire Station #3	Permit Application	07/15/2021	08/14/2021	09/29/2021	46
East Providence Fire Station #3	Resampling Results for _____	08/10/2021	09/28/2021	09/20/2021	0
Ecological Fibers, Inc.	Resampling Results for _____	01/25/2021	02/10/2021	02/02/2021	0
Ecological Fibers, Inc.	Resampling Results for _____	02/02/2021	02/23/2021	02/15/2021	0
Ecological Fibers, Inc.	Install Pretreatment System	02/11/2021	05/15/2021	04/21/2021	0
Ecological Fibers, Inc.	Resampling Results for _____	02/16/2021	03/09/2021	03/02/2021	0
Ecological Fibers, Inc.	Resampling Results for _____	03/03/2021	03/24/2021	03/09/2021	0
Ecological Fibers, Inc.	Resampling Results for _____	03/10/2021	03/31/2021	03/29/2021	0
Ecological Fibers, Inc.	Resampling Results for _____	03/30/2021	04/20/2021	04/08/2021	0

**User Requirements
Bucklin Point - 2021**

Company Name	Submittal	Issue Date	Due Date	Received Date	Days Late
Ecological Fibers, Inc.	Resampling Results for _____	04/16/2021	05/07/2021	04/26/2021	0
Ecological Fibers, Inc.	Install Pretreatment System	06/01/2021	07/15/2021	07/14/2021	0
Ecological Fibers, Inc.	Other	07/15/2021	08/15/2021	08/16/2021	1
Ecological Fibers, Inc.	Other	08/18/2021	09/15/2021	09/15/2021	0
Ecological Fibers, Inc.	Analytical Results for _____	08/18/2021	09/15/2021	09/24/2021	9
Ecological Fibers, Inc.	Resampling Results for _____	08/27/2021	10/08/2021	09/30/2021	0
El Caballo Mayor Bar & Grill	Permit Application	05/12/2021	06/11/2021	07/09/2021	28
El Caballo Mayor Bar & Grill	Permit Application Fee	05/12/2021	06/11/2021	07/09/2021	28
El Caballo Mayor Bar & Grill	O & M Manual	07/30/2021	08/13/2021	11/04/2021	83
El Cafetal Cafe, LLC	Permit Application	08/03/2021	09/02/2021		173
El Cafetal Cafe, LLC	Permit Application Fee	08/03/2021	09/02/2021		173
El Cafetal Cafe, LLC	Pretreatment Plans	08/03/2021	09/02/2021		173
Erasmus Convenience Market	Permit Application	02/08/2021	03/10/2021	08/11/2021	154
Erasmus Convenience Market	Permit Application Fee	02/08/2021	03/10/2021	08/25/2021	168
Exchange Street Cafe	Permit Application	01/08/2021	02/10/2021	02/22/2021	12
Exchange Street Cafe	Permit Application Fee	01/08/2021	02/10/2021	02/22/2021	12
Express Panda	Permit Application Fee	02/04/2021	02/28/2021	03/01/2021	1
Express Panda	Permit Application	02/04/2021	02/28/2021	03/01/2021	1
Extreme Clean Laundry, Inc.	Permit Application Fee	02/04/2021	02/28/2021	02/22/2021	0
Extreme Clean Laundry, Inc.	Permit Application	02/04/2021	02/28/2021	02/16/2021	0
Family Smile Dental Care	One-Time Compliance Report for Dental Facilities	12/14/2021	01/13/2022	01/12/2022	0
Family Smile Dental Care	Permit Application Fee	12/14/2021	01/13/2022	12/22/2021	0
Family Smile Dental Care	Permit Application	12/14/2021	01/13/2022	12/22/2021	0
Family Smile Dental Care	One-Time Compliance Report for Dental Facilities	12/14/2021	01/13/2022	12/22/2021	0
Farm Fresh RI	Permit Application	03/11/2021	04/15/2021	04/28/2021	13
Farm Fresh RI	Permit Application Fee	03/11/2021	04/15/2021	04/28/2021	13
Finlay Extracts & Ingredients USA, Inc.	Analytical Results for _____	07/27/2021	08/26/2021	08/26/2021	0
Finlay Extracts & Ingredients USA, Inc.	Resampling Results for _____	11/17/2021	12/24/2021		60
Frankly Food, Inc.	Permit Application	04/23/2021	05/21/2021	10/31/2021	163
Frankly Food, Inc.	Permit Application Fee	04/23/2021	10/31/2021	12/30/2021	60
Frankly Food, Inc.	Permit Application	04/23/2021	10/31/2021	12/30/2021	60
Freeway Laundry IV	Permit Application Fee	05/13/2021	08/15/2021	08/02/2021	0
Freeway Laundry IV	Permit Application	05/13/2021	06/14/2021	06/22/2021	8
Fuller Packaging, Inc.	Permit Application Fee	04/09/2021	05/09/2021	05/06/2021	0
Fuller Packaging, Inc.	Permit Application	04/09/2021	05/09/2021	05/06/2021	0
G.B. Donuts of RI Inc.	Permit Application Fee	10/26/2021	11/25/2021	11/29/2021	4
G.B. Donuts of RI Inc.	Permit Application	10/26/2021	11/25/2021	11/29/2021	4
Galito's Restaurant	Permit Application	11/10/2021	12/10/2021	12/09/2021	0
Galito's Restaurant	Permit Application Fee	11/10/2021	12/10/2021	12/09/2021	0
Galway Bay	Permit Application Fee	12/14/2021	01/13/2022	02/16/2022	34
Galway Bay	Permit Application	12/14/2021	01/13/2022	02/16/2022	34
Garden Grille	Permit Application	02/25/2021	03/26/2021	04/02/2021	7
Garden Grille	Permit Application Fee	02/25/2021	03/26/2021	04/02/2021	7
Garfield Social Club	Permit Application Fee	09/14/2021	10/14/2021	10/12/2021	0
Garfield Social Club	Permit Application	09/14/2021	10/14/2021	10/12/2021	0
General Cable Industries, LLC	Resampling Results for _____	05/03/2021	06/30/2021	06/21/2021	0
Generations	Permit Application	11/09/2021	12/09/2021	11/22/2021	0
Generations	Permit Application Fee	11/09/2021	12/09/2021	11/22/2021	0
Harris Health Care - North	Permit Application Fee	04/08/2021	05/08/2021	08/25/2021	109
Harris Health Care - North	Permit Application	04/08/2021	05/08/2021	09/15/2021	130
Harris Health Care - North	Permit Application Fee	08/25/2021	09/15/2021	10/20/2021	35
Harris Health Care - North	Permit Application	08/25/2021	09/15/2021	10/18/2021	33
Hidalgo Restaurant	Permit Application	06/04/2021	07/09/2021	08/18/2021	40
Hidalgo Restaurant	Permit Application Fee	06/04/2021	07/09/2021	08/18/2021	40
Hidalgo Restaurant	Install Sample Location	12/06/2021	12/30/2021	01/31/2022	32
Hindley Manufacturing Company	Resampling Results for _____	11/05/2021	12/17/2021	12/22/2021	5
Homestead Baking Company	Permit Application	04/13/2021	05/15/2021	05/26/2021	11
Homestead Baking Company	Permit Application Fee	04/13/2021	05/15/2021	06/01/2021	17
Honeybird Restaurant	Permit Application	09/16/2021	10/29/2021	12/06/2021	38
Honeybird Restaurant	Permit Application Fee	09/16/2021	10/29/2021	12/06/2021	38
Hope Global	Permit Application	04/13/2021	05/15/2021	04/27/2021	0
Hope Global	Permit Application Fee	04/13/2021	05/13/2021	04/27/2021	0
Hope Springs Eternal LLC	Permit Application	01/19/2021	02/18/2021	06/08/2021	110
Hope Springs Eternal LLC	Permit Application Fee	01/19/2021	02/18/2021	06/08/2021	110
Hope Valley Industries	Permit Application	12/01/2021	12/31/2021		53
Hope Valley Industries	Permit Application Fee	12/01/2021	12/31/2021		53
Hord Crystal Corporation	Resampling Results for _____	09/13/2021	10/15/2021	10/04/2021	0

**User Requirements
Bucklin Point - 2021**

Company Name	Submittal	Issue Date	Due Date	Received Date	Days Late
INSCO Intermediate Holdings, LLC	Resampling Results for _____	11/08/2021	12/27/2021	12/08/2021	0
Interplex Engineered Products, Inc.	Process Plans	10/13/2021	11/12/2021	11/05/2021	0
Interplex Engineered Products, Inc.	Permit Application	12/01/2021	12/15/2021	12/20/2021	5
Interplex Engineered Products, Inc.	Permit Application Fee	12/01/2021	12/15/2021	12/20/2021	5
Isle Brewers Guild	Permit Application	04/19/2021	05/15/2021	06/02/2021	18
Isle Brewers Guild	Permit Application Fee	04/19/2021	05/15/2021	06/02/2021	18
J&M Diamond Tool, Inc.	Permit Application	09/03/2021	10/04/2021	09/13/2021	0
J&M Diamond Tool, Inc.	Permit Application Fee	09/03/2021	10/04/2021	09/13/2021	0
JH Davis, LLC.	Permit Application	01/14/2021	02/15/2021	02/17/2021	2
JH Davis, LLC.	Permit Application Fee	01/14/2021	02/15/2021	02/17/2021	2
JH Davis, LLC.	Signed Permit	07/30/2021	08/31/2021	08/13/2021	0
JSC New England Operating, LLC	Pretreatment Plans	06/28/2021	07/31/2021	06/17/2021	0
JSC New England Operating, LLC	Other	06/28/2021	07/31/2021	09/10/2021	41
JSC New England Operating, LLC	Repair Grease Trap	06/28/2021	07/31/2021	09/10/2021	41
K&W Webbing Company	Analytical Results for _____	11/26/2021	12/26/2021	12/27/2021	1
K&W Webbing Company	Other	12/28/2021	01/26/2022	01/21/2022	0
Keefe Funeral Home, Inc.	Permit Application Fee	10/25/2021	11/24/2021	11/09/2021	0
Keefe Funeral Home, Inc.	Permit Application	10/25/2021	11/24/2021	11/09/2021	0
La Arepa	Permit Application	04/08/2021	05/08/2021	04/28/2021	0
La Arepa	Permit Application Fee	04/08/2021	05/08/2021	04/28/2021	0
La Colmena	Permit Application Fee	11/29/2021	12/29/2021	01/21/2022	23
La Colmena	Permit Application	11/29/2021	12/29/2021	01/21/2022	23
Land Works LLC	Permit Application	09/15/2021	10/14/2021	11/01/2021	18
Land Works LLC	Permit Application Fee	09/15/2021	10/14/2021	11/01/2021	18
Laundromax	Permit Application	02/08/2021	03/10/2021	03/01/2021	0
Laundromax	Permit Application Fee	02/08/2021	03/10/2021	03/01/2021	0
Laurens Cafe	Permit Application Fee	04/29/2021	05/31/2021	07/14/2021	44
Laurens Cafe	Permit Application	04/29/2021	05/31/2021	07/14/2021	44
Leedon Webbing Co., Inc.	Permit Application Fee	09/02/2021	10/02/2021	10/08/2021	6
Leedon Webbing Co., Inc.	Permit Application	09/03/2021	10/03/2021	10/08/2021	5
Lonsdale Super Wash	Permit Application Fee	02/23/2021	03/30/2021	03/25/2021	0
Lonsdale Super Wash	Permit Application	02/23/2021	03/30/2021	03/25/2021	0
Lucky Chen	Permit Application Fee	11/09/2021	12/09/2021	12/17/2021	8
Lucky Chen	Permit Application	11/09/2021	12/09/2021	12/17/2021	8
Lucky Chen Corp 2	Permit Application	11/09/2021	12/09/2021	01/03/2022	25
Lucky Chen Corp 2	Permit Application Fee	11/09/2021	12/09/2021	01/03/2022	25
Lynch Arena, LLC	Process Plans	04/06/2021	04/28/2021	05/20/2021	22
MDB-T LLC	Permit Application Fee	09/02/2021	10/02/2021	11/18/2021	47
MDB-T LLC	Permit Application	09/03/2021	10/03/2021	11/18/2021	46
Marotta Food Corporation	Permit Application Fee	07/15/2021	08/14/2021	07/30/2021	0
Marotta Food Corporation	Permit Application	07/15/2021	08/14/2021	07/30/2021	0
Marotta Food Corporation	Resampling Results for _____	10/14/2021	12/02/2021	12/16/2021	14
Marotta Food Corporation	Resampling Results for _____	12/16/2021	02/03/2022		19
Martin Street Brewing Company	Permit Application Fee	04/07/2021	05/31/2021	09/22/2021	114
Martin Street Brewing Company	Permit Application	04/07/2021	05/31/2021	09/22/2021	114
Matos Bakery	Permit Application	03/17/2021	04/16/2021	04/15/2021	0
Matos Bakery	Permit Application Fee	03/17/2021	04/16/2021	04/15/2021	0
McMillan Metals, LLC	Permit Application	11/10/2021	12/31/2021	01/04/2022	4
McMillan Metals, LLC	Permit Application Fee	11/10/2021	12/31/2021	01/04/2022	4
Ming Garden, Inc.	Permit Application Fee	09/09/2021	12/31/2021	12/13/2021	0
Ming Garden, Inc.	Permit Application	09/09/2021	10/14/2021	11/30/2021	47
Ming Garden, Inc.	Permit Application	12/02/2021	12/31/2021	12/13/2021	0
Murphy's Law	Permit Application Fee	12/14/2021	01/13/2022		40
Murphy's Law	Permit Application	12/14/2021	01/13/2022		40
North East Knitting, Inc.	Permit Application	04/08/2021	05/08/2021	05/28/2021	20
North East Knitting, Inc.	Permit Application Fee	04/08/2021	05/08/2021	05/28/2021	20
North East Knitting, Inc.	Permit Application	06/21/2021	07/31/2021	09/16/2021	47
North East Knitting, Inc.	Permit Application Fee	06/21/2021	07/31/2021	09/23/2021	54
North Smithfield Laser Tag and Arcade	Permit Application	07/15/2021	08/14/2021	10/06/2021	53
North Smithfield Laser Tag and Arcade	Permit Application Fee	07/15/2021	08/14/2021	10/06/2021	53
O'Neill Funeral Home	Permit Application	04/14/2021	05/14/2021	06/14/2021	31
O'Neill Funeral Home	Permit Application Fee	04/14/2021	05/14/2021	06/14/2021	31
Orion Retail Services & Fixturing, Inc.	Permit Application	07/26/2021	08/30/2021	08/27/2021	0
Orion Retail Services & Fixturing, Inc.	Permit Application Fee	07/26/2021	08/30/2021	08/27/2021	0
Pawtucket Lion Pizza, Inc.	Permit Application Fee	09/27/2021	10/27/2021	10/21/2021	0
Pawtucket Lion Pizza, Inc.	Permit Application	09/27/2021	10/27/2021	10/21/2021	0
Peter's Laundry & Linens Inc.	Permit Application	03/11/2021	04/10/2021	05/07/2021	27

**User Requirements
Bucklin Point - 2021**

Company Name	Submittal	Issue Date	Due Date	Received Date	Days Late
Peter's Laundry & Linens Inc.	Permit Application Fee	03/11/2021	04/10/2021	05/07/2021	27
Popette of Pendulum	Permit Application	04/15/2021	05/31/2021	05/27/2021	0
Popette of Pendulum	Permit Application Fee	04/15/2021	05/31/2021	05/27/2021	0
Popette of Pendulum	Process Plans	08/31/2021	09/30/2021	09/16/2021	0
Poppy's Family Restaurant	Permit Application	08/10/2021	09/09/2021	11/16/2021	68
Poppy's Family Restaurant	Permit Application Fee	08/10/2021	09/09/2021	11/16/2021	68
Printmakers, Inc.	Permit Application Fee	09/13/2021	10/13/2021	11/08/2021	26
Printmakers, Inc.	Permit Application	09/13/2021	10/13/2021	11/12/2021	30
Pulcinella, LLC	Permit Application	05/12/2021	06/11/2021	09/09/2021	90
Pulcinella, LLC	Permit Application Fee	05/12/2021	06/11/2021	09/09/2021	90
Pulcinella, LLC	Permit Application	09/13/2021	10/13/2021	09/20/2021	0
Pulcinella, LLC	Permit Application Fee	09/13/2021	10/13/2021	09/20/2021	0
RI Brewery Collective	Permit Application	12/14/2021	01/13/2022		40
RI Brewery Collective	Permit Application Fee	12/14/2021	01/13/2022		40
Rand Whitney Southeast Container, LLC	Resampling Results for _____	12/15/2021	02/10/2022	02/18/2022	8
Ravenous Brewing Company	Permit Application Fee	03/22/2021	04/30/2021	05/20/2021	20
Ravenous Brewing Company	Permit Application	03/22/2021	04/30/2021	05/20/2021	20
Ravenous Brewing Company	Permit Application	05/20/2021	05/31/2021	06/01/2021	1
Ravenous Brewing Company	Permit Application Fee	05/20/2021	05/31/2021	06/01/2021	1
Ravenous Brewing Company	Process Plans	08/31/2021	09/30/2021	10/25/2021	25
Ribatejo Fish Market	Resampling Results for _____	02/22/2021	03/26/2021	07/12/2021	108
Scituate Cesspool, Inc.	Permit Application	09/28/2021	10/28/2021	10/18/2021	0
Scituate Cesspool, Inc.	Permit Application Fee	09/28/2021	10/28/2021	10/18/2021	0
Shaghalian Family Dental, LLC.	Permit Application Fee	06/18/2021	07/29/2021	07/12/2021	0
Shaghalian Family Dental, LLC.	Permit Application	06/18/2021	07/29/2021	07/12/2021	0
Sparky's Restaurant	Permit Application	01/07/2021	02/04/2021	02/04/2021	0
Sparky's Restaurant	Permit Application Fee	01/07/2021	02/04/2021	02/04/2021	0
Subway-Broad Street	Permit Application Fee	03/01/2021	03/31/2021	08/17/2021	139
Subway-Broad Street	Permit Application	03/01/2021	03/31/2021	08/17/2021	139
Summit Manufacturing Corporation	Analytical Results for _____	08/11/2021	09/30/2021	09/29/2021	0
Sweetland Foods, Inc.	Permit Application	01/14/2021	02/12/2021	03/02/2021	18
Sweetland Foods, Inc.	Permit Application Fee	01/14/2021	02/12/2021	03/17/2021	33
Synagro Northeast, LLC	Spill Control Plan	09/30/2021	10/31/2021	11/15/2021	15
Tacos Mi Rancho, LLC	Pretreatment Plans	02/25/2021	03/30/2021	03/24/2021	0
Tacos Mi Rancho, LLC	Permit Application Fee	02/25/2021	03/30/2021	03/24/2021	0
Tanury Industries	Sign & Return Report	01/25/2021	02/26/2021	02/03/2021	0
Tanury Industries	Resampling Results for _____	02/12/2021	03/05/2021	03/25/2021	20
Tanury Industries	Resampling Results for _____	03/29/2021	04/19/2021	03/30/2021	0
Tanury Industries	Resampling Results for _____	05/03/2021	06/04/2021	06/07/2021	3
Tanury Industries	Resampling Results for _____	06/08/2021	06/30/2021	06/28/2021	0
Tanury Industries	Submit Report on Manhole Violations	07/12/2021	07/30/2021	07/29/2021	0
Tanury Industries	Resampling Results for _____	08/30/2021	10/18/2021	09/22/2021	0
Tanury Industries	Process Plans	10/13/2021	11/12/2021	10/26/2021	0
Tanury Industries	Resampling Results for _____	11/02/2021	12/15/2021	12/09/2021	0
Tanury Industries	Resampling Results for _____	11/18/2021	01/06/2022	01/04/2022	0
Tanury Industries	Submit Report on Manhole Violations	11/23/2021	12/31/2021	12/08/2021	0
Tanury Industries	Resampling Results for _____	11/24/2021	01/12/2022	01/03/2022	0
Tanury Industries	Resampling Results for _____	11/29/2021	01/18/2022	01/14/2022	0
Tanury Industries	Resampling Results for _____	12/22/2021	02/02/2022	01/31/2022	0
Tedor Pharma Inc.	Permit Application Fee	04/19/2021	05/25/2021	05/20/2021	0
Tedor Pharma Inc.	Permit Application	04/19/2021	05/25/2021	05/20/2021	0
Texcel Industries, Inc.	Permit Application Fee	04/19/2021	05/15/2021	05/26/2021	11
Texcel Industries, Inc.	Permit Application	04/19/2021	05/15/2021	05/26/2021	11
The 579, LLC	Permit Application	09/14/2021	10/14/2021	12/02/2021	49
The 579, LLC	Permit Application Fee	09/14/2021	10/14/2021	12/02/2021	49
The Evans Findings Company, Inc.	Resampling Results for _____	11/15/2021	01/03/2022	12/08/2021	0
The Okonite Company	Resampling Results for _____	12/13/2021	01/31/2022	01/07/2022	0
The Stop & Shop Supermarket Co. LLC	Resampling Results for _____	11/02/2021	12/24/2021	01/10/2022	17
Torre Corp.	Permit Application	09/13/2021	10/13/2021		132
Torre Corp.	Permit Application Fee	09/13/2021	10/13/2021		132
Tracey Gear Inc.	Permit Application	01/14/2021	02/15/2021	01/28/2021	0
Tracey Gear Inc.	Permit Application Fee	01/14/2021	02/15/2021	01/28/2021	0
Tracey Gear Inc.	Signed Permit	07/26/2021	08/15/2021	08/10/2021	0
Trinity Management	Permit Application	04/09/2021	05/09/2021	05/24/2021	15
Trinity Management	Permit Application Fee	04/09/2021	05/09/2021	05/24/2021	15
Trinity Management	Permit Application Fee	09/01/2021	10/04/2021	10/04/2021	0
Trinity Management	Permit Application	09/01/2021	10/04/2021	10/04/2021	0

**User Requirements
Bucklin Point - 2021**

Company Name	Submittal	Issue Date	Due Date	Received Date	Days Late
Trinity Management LLC	Permit Application Fee	06/21/2021	07/21/2021	07/15/2021	0
Trinity Management LLC	Permit Application	06/21/2021	07/21/2021	07/15/2021	0
Trinity Management LLC	Permit Application	08/11/2021	09/10/2021	09/01/2021	0
Trinity Management LLC	Permit Application Fee	08/11/2021	09/10/2021	09/01/2021	0
Truex, Inc.	Permit Application Fee	01/14/2021	02/15/2021	02/04/2021	0
Truex, Inc.	Permit Application	01/14/2021	02/15/2021	02/04/2021	0
V. George Rustigian Rugs Inc. - Meeting Street	Permit Application	06/09/2021	07/09/2021	07/02/2021	0
V. George Rustigian Rugs Inc. - Meeting Street	Permit Application Fee	06/09/2021	07/09/2021	07/02/2021	0
VIP Car Wash	Chain of Custody Documentation	10/14/2021	11/15/2021	10/18/2021	0
Vicente's Supermarket	Process Plans	05/18/2021	06/16/2021	08/18/2021	63
Vicente's Supermarket	Permit Application	05/18/2021	06/16/2021	08/10/2021	55
Vicente's Supermarket	Permit Application Fee	05/18/2021	06/16/2021	08/10/2021	55
Water Works Car Wash	Permit Application Fee	01/12/2021	04/08/2021	03/22/2021	0
Water Works Car Wash	Permit Application	01/12/2021	04/08/2021	03/22/2021	0
Yovani's Pizza	Sign & Return Report	04/22/2021	05/20/2021	05/07/2021	0
Yovani's Pizza	Sign & Return Report	04/22/2021	05/20/2021	05/07/2021	0
Yovani's Pizza	Pretreatment Plans	06/21/2021	07/31/2021		206
Zaccagnini's Pastry Shoppe	Sign & Return Report	04/05/2021	04/30/2021	04/28/2021	0
Zaccagnini's Pastry Shoppe	Sign & Return Report	06/09/2021	07/09/2021	09/27/2021	80
Zoll Medical Corporation	Toxic Organic/Solvent Mgt Plan	06/10/2021	07/24/2021	07/13/2021	0
Zoll Medical Corporation	Permit Application	06/10/2021	07/24/2021	07/13/2021	0
Zoll Medical Corporation	Permit Application Fee	06/10/2021	07/24/2021	07/20/2021	0
Zoll Medical Corporation	Pretreatment Plans	06/10/2021	07/24/2021	07/13/2021	0
Zoll Medical Corporation	Process Plans	06/10/2021	07/24/2021	07/13/2021	0

ATTACHMENT VOLUME II

SECTION 10

***POTW, SEPTAGE, AND RIVER
MONITORING DATA***

INFLUENT LOADING DATA

FIELD'S POINT

Field's Point Influent Metals Cd - CN 2021
all analyses in ppb

Date	Day of the Week	Influent Flow (MGD)	Cd (ppb)	Cr (ppb)	Hex Cr (ppb)	Cu (ppb)	Pb (ppb)	Hg (ppb)	Ni (ppb)	Ag (ppb)	Zn (ppb)	CN (ppb)
1/5/2021	Tuesday	43.46	0.1778	3.167		16.93	18.33	0.00982	16.64	0.3167	54.97	6.94
1/6/2021	Wednesday	44.73	0.1628	2.799		18.95	5.020		12.04	0.2959	57.62	4.70
1/12/2021	Tuesday	44.55	0.1841	3.875	11	22.50	5.525		13.28	0.3869	68.46	6.41
1/13/2021	Wednesday	37.64	0.1773	3.334		21.02	5.021		10.60	0.5158	57.06	6.23
1/19/2021	Tuesday	39.77	0.2422	4.005		23.56	4.905		13.71	0.3081	61.85	8.05
1/20/2021	Wednesday	40.88	0.1431	3.376		16.43	2.943		10.68	0.3007	54.56	7.10
1/26/2021	Tuesday	37.34	0.1728	4.242		23.73	3.719		20.93	0.2939	64.93	13.5
1/27/2021	Wednesday	39.75	0.2013	4.662		23.72	6.718		17.17	0.3167	76.52	9.69
2/2/2021	Tuesday	63.49	0.1666	3.841	<10	18.35	7.472	0.00811	13.04	0.2047	79.10	13.6
2/3/2021	Wednesday	40.45	0.1584	3.397		22.07	3.164		18.14	0.3942	73.67	9.16
2/9/2021	Tuesday	36.91	0.1878	3.902		28.79	3.575		72.90	0.3224	76.08	11.4
2/10/2021	Wednesday	36.16	0.1606	5.286		37.33	4.787		20.10	0.3865	101.3	6.74
2/16/2021	Tuesday	63.74	0.1893	6.397		34.98	23.51		14.80	0.3905	113.3	23.3
2/17/2021	Wednesday	47.81	0.1523	3.072		31.37	3.932		10.26	0.2541	59.59	10.1
2/23/2021	Tuesday	46.39	0.1692	5.682		23.02	3.994		17.68	0.4758	64.04	12.5
2/24/2021	Wednesday	40.45	0.1672	4.308		27.99	2.661		31.35	0.2804	62.38	9.74
3/2/2021	Tuesday	41.56	0.1823	4.132	21	64.27	4.762	0.0263	26.86	0.2516	73.86	<4
3/3/2021	Wednesday	41.62	0.1761	3.618		20.72	2.961		12.79	0.3975	62.37	10.3
3/9/2021	Tuesday	36.68	0.2078	4.076		36.19	2.813		16.25	0.7221	86.06	8.46
3/10/2021	Wednesday	38.08	0.1688	5.398		30.46	2.975		15.08	0.3374	102.5	5.20
3/16/2021	Tuesday	33.93	0.2048	3.419		26.08	4.246		15.95	0.3807	76.30	6.05
3/17/2021	Wednesday	34.90	0.1665	4.410		26.17	3.143		13.45	0.3774	74.49	9.91
3/23/2021	Tuesday	34.60	0.1904	3.017		24.50	3.079		16.37	0.5097	72.88	4.61
3/24/2021	Wednesday	35.53	0.1975	3.231		21.69	4.305		12	0.2745	74.29	<4
3/30/2021	Tuesday	52.74	0.1318	3.469		17.60	4.468		10.82	0.2279	57.78	6.50
3/31/2021	Wednesday	55.13	0.1629	3.567		24.57	8.992		12.73	0.4018	76.20	7.10
4/6/2021	Tuesday	38.43	0.1701	3.262		21.46	3.038		16.32	0.3033	70.06	5.51
4/7/2021	Wednesday	40.82	0.1531	3.166		53.26	2.884		14.84	0.2392	72.96	5.81
4/13/2021	Tuesday	36.78	0.1627	3.750	20	29.60	2.985	0.00438	20.82	0.2659	69.46	8.92
4/14/2021	Wednesday	37.18	0.2217	3.736		33.04	5.914		21.08	0.5443	88.98	9.23
4/20/2021	Tuesday	38.86	0.1463	2.671		18.28	2.823		24.06	0.1906	65.03	5.26
4/21/2021	Wednesday	39.98	0.1736	4.224		25.69	9.427		11.51	0.3727	86.91	6.19
4/27/2021	Tuesday	38.05	0.2463	3.426		24.53	3.412		15.29	0.3206	71.63	10.3
4/28/2021	Wednesday	36.79	0.2372	3.518		45.70	3.108		12.56	0.7732	76.91	10
5/4/2021	Tuesday	61.30	0.1480	2.814	25	19.96	7.510	0.0189	8.965	0.3474	64.28	4.27
5/5/2021	Wednesday	51.77	0.1415	2.538		21.47	5.262		9.655	0.2795	60.47	4.23
5/11/2021	Tuesday	60.44	0.1246	1.924		16.24	3.047		9.964	0.3288	55.62	<4
5/12/2021	Wednesday	42.45	0.1722	2.526		22.95	4.554		11.63	0.2651	68.75	5.44
5/18/2021	Tuesday	38.71	0.1579	3.554		23.32	4.014		11.09	0.3751	76.52	5.81
5/19/2021	Wednesday	35.42	0.1683	2.902		23.30	6.722		11.60	0.6654	71.28	5.40
5/25/2021	Tuesday	33.27	0.2542	3.789		37.68	4.784		13.10	0.3650	125.2	<4
5/26/2021	Wednesday	45.80	0.2540	4.404		43.78	21.88		16.78	0.5415	194.9	<4
6/1/2021	Tuesday	59.33	0.1318	3.391		18.51	3.688		13.74	1.146	60.13	<4
6/2/2021	Wednesday	40.72	0.1698	2.696		27.71	3.926		14.70	0.9155	77.58	4.91
6/8/2021	Tuesday	44.35	0.1701	4.010	47	31.85	4.356	0.0213	23.17	0.2558	77.52	<4
6/9/2021	Wednesday	36.10	0.1936	3.593		32.66	8.189		16.69	0.5989	90.52	4.30
6/15/2021	Tuesday	59.44	0.1368	2.739		22.66	7.739		8.561	0.4498	64.64	4.39
6/16/2021	Wednesday	49.47	0.1380	2.427		18.77	4.676		8.837	0.2433	64.61	10.1
6/22/2021	Tuesday	54.95	0.2774	7.193		48.27	37.47		16.35	0.4801	158.3	11.8

Field's Point Influent Metals Cd - CN 2021
all analyses in ppb

Date	Day of the Week	Influent Flow (MGD)	Cd (ppb)	Cr (ppb)	Hex Cr (ppb)	Cu (ppb)	Pb (ppb)	Hg (ppb)	Ni (ppb)	Ag (ppb)	Zn (ppb)	CN (ppb)
6/23/2021	Wednesday	39.93	0.1448	3.646		44.06	7.947		14.18	0.3536	72.70	4.18
6/29/2021	Tuesday	35.84	0.2076	3.702		35.06	11.82		14	0.4966	101.9	5.18
6/30/2021	Wednesday	35.92	0.1848	3.902		32.13	8.492		13.39	0.5034	102.3	5.35
7/6/2021	Tuesday	58.64	0.1708	3.323		23.77	11.75		7.474	0.1812	81.32	<4
7/7/2021	Wednesday	45.77	0.1972	3.947		19.70	10.33		10.05	0.2297	90.30	<4
7/13/2021	Tuesday	72.01	0.1438	2.267	<10	16.38	4.884	0.0119	10.36	0.2024	57.12	6.64
7/14/2021	Wednesday	72.00	0.1442	2.126		22.98	4.005		9.852	0.2685	54.57	5.82
7/20/2021	Tuesday	60.49	0.1652	5.435		47.85	5.517		13.49	0.4296	68.82	5.93
7/21/2021	Wednesday	46.16	0.1649	2.385		24.85	3.355		12.92	0.3157	65.29	5.01
7/27/2021	Tuesday	44.10	0.2012	3.185		48.65	11.04		13.97	0.8792	98.73	39.8
7/28/2021	Wednesday	42.03	0.1790	2.403		34.42	5.360		15.70	0.2968	75.70	7.99
8/3/2021	Tuesday	36.68	0.1962	13.71	22	46.46	7.235	0.143	16.38	1.492	94.20	6.20
8/4/2021	Wednesday	55.97	0.2550	4.949		45.44	23.66		16.79	1.001	136.2	7.85
8/10/2021	Tuesday	37.67	0.1746	4.978		27.83	4.883		16.49	0.4188	106.3	7.76
8/11/2021	Wednesday	40.14	0.2146	3.246		41.33	7.386		15.22	0.4902	92.42	13.5
8/17/2021	Tuesday	34.68	0.1819	2.285		34.03	4.753		12.23	0.3243	93.86	4.69
8/18/2021	Wednesday	35.05	0.1785	2.764		30.35	6.733		16.20	0.3778	86.87	4.68
8/24/2021	Tuesday	38.43	0.1542	2.343		29.60	6.451		16.29	0.3370	75.77	8.78
8/25/2021	Wednesday	34.86	0.1543	2.379		42.81	3.608		17.86	0.3498	91.27	5.34
8/31/2021	Tuesday	35.05	0.1280	2.194		24.60	3.506		15.19	0.3737	72.10	5.21
9/1/2021	Wednesday	71.89	0.2307	3.097		37.82	18.86		16.82	0.3942	103.5	4.46
9/7/2021	Tuesday	41.09	0.1886	2.314		18.85	5.176		10.65	0.3584	70.83	5.08
9/8/2021	Wednesday	45.76	0.1602	2.745		20.39	4.568		12.49	0.2392	71.76	<4
9/14/2021	Tuesday	38.65	0.1675	3.947	24	29.44	4.421	0.0191	16.62	0.4630	77.66	<4
9/15/2021	Wednesday	39.01	0.1899	3.753		33.71	3.763		16.34	0.5160	103.3	4.35
9/21/2021	Tuesday	37.73	0.1545	2.944		25.98	3.661		13.24	0.3201	78.56	5.83
9/22/2021	Wednesday	35.21	0.2435	4.640		43.78	9.101		17.28	0.5572	134.7	4.61
9/23/2021	Thursday	37.65	0.1903	3.921		30.82	5.954		14.23	0.7337	92.10	
9/28/2021	Tuesday	39.58	0.2516	4.603		34.77	10.55		19.95	0.5122	133.7	6.27
9/29/2021	Wednesday	33.90	0.1930	3.316		26.98	3.779		14.03	0.7842	72.08	4.28
10/5/2021	Tuesday	54.49	0.1313	4.245	22	19.82	6.199	0.0312	13.82	0.3616	62.43	4.81
10/6/2021	Wednesday	50.48	0.1514	1.948		16.74	3.120		13.12	0.4413	52.46	4.59
10/12/2021	Tuesday	35.51	0.1948	2.775		28.79	3.813		13.34	0.5952	84.75	<4
10/13/2021	Wednesday	35.92	0.1814	2.855		26.78	4.003		12.30	0.5366	75.17	<4
10/19/2021	Tuesday	33.94	0.1960	3.874		29	5.739		17.11	0.5034	116.8	5.25
10/20/2021	Wednesday	33.20	0.1653	2.951		27.34	4.271		14.56	0.7250	98.07	4.54
10/26/2021	Tuesday	71.00	0.1517	2.675		22.75	14.93		10.24	0.3011	77.93	8.03
10/27/2021	Wednesday	65.43	0.1232	1.986		16.55	6.651		9.968	0.1694	61.77	5.45
11/2/2021	Tuesday	54.40	0.1309	2.787	48	13.55	3.168	0.0125	10.78	0.2223	45.58	4.10
11/3/2021	Wednesday	41.09	0.1529	2.646		19.94	3.651		12.81	0.2639	56.85	8.81
11/9/2021	Tuesday	37.36	0.1656	4.172		24.40	2.804		15.09	0.3482	76.80	4.11
11/10/2021	Wednesday	36.32	0.5237	8.784		78.12	8.547		42.21	0.9266	198.1	<4
11/16/2021	Tuesday	43.33	0.1580	4.603		40.46	3.784		11.52	0.4106	67.05	4.57
11/17/2021	Wednesday	41.41	0.1867	3.926		22.02	4.404		11.59	0.3297	74.68	5.32
11/23/2021	Tuesday	37.51	0.1429	3.236		23.62	2.648		14.29	0.3291	56.38	8.04
11/24/2021	Wednesday	37.64	0.1664	4.063		23.60	3.604		13.14	0.3855	68.64	5.01
11/30/2021	Tuesday	35.32	0.1559	3.253		19.93	2.839		14.58	0.2702	70.03	4.77
12/1/2021	Wednesday	38.01	0.1652	4.382		20.98	3.619		14.56	0.3190	77.13	<4
12/7/2021	Tuesday	35.91	0.1557	4.267	25	24.17	2.776	0.0135	14.67	0.3028	63.03	5.90
12/8/2021	Wednesday	35.83	0.1625	3.022		25.96	3.813		19.01	0.3370	71.88	6.06

Field's Point Influent Metals Cd - CN 2021
all analyses in ppb

Date	Day of the Week	Influent Flow (MGD)	Cd (ppb)	Cr (ppb)	Hex Cr (ppb)	Cu (ppb)	Pb (ppb)	Hg (ppb)	Ni (ppb)	Ag (ppb)	Zn (ppb)	CN (ppb)
12/14/2021	Tuesday	32.24	0.1692	3.614		26.98	2.377		15.81	0.3529	75.43	5.37
12/15/2021	Wednesday	37.23	0.1534	2.862		22.83	5.312		16.33	0.3851	80.22	6.29
12/21/2021	Tuesday	32.23	0.1982	3.264		49.32	3.504		24.50	0.4144	98.48	4.10
12/22/2021	Wednesday	36.42	0.4173	4.759		54.60	9.362		16.83	0.4673	93.51	5.72
12/28/2021	Tuesday	33.34	0.1559	4.248		17.28	4.146		24.79	0.1627	67.38	8.47
12/29/2021	Wednesday	32.46	0.1728	4.216		24.24	2.658		31.30	0.2222	76.94	7.47

Field's Point Influent Metals AI - Mo 2021
all analyses in ppb

Date	Day of the Week	Influent Flow (MGD)	Inf Al (ppb)	Inf Fe (ppb)	Inf Se (ppb)	Inf As (ppb)	Inf Mo (ppb)
1/5/2021	Tuesday	43.46	152.3	1178	1.870	2.972	5.400
1/6/2021	Wednesday	44.73	177.9		1.815	3.125	6.960
1/12/2021	Tuesday	44.55	191.8		2.275	3.638	7.556
1/13/2021	Wednesday	37.64	184		3.873	3.868	10.42
1/19/2021	Tuesday	39.77	190.3		1.945	3.800	5.503
1/20/2021	Wednesday	40.88	133.5		1.986	4.019	6.471
1/26/2021	Tuesday	37.34	172.1		1.674	4.664	7.170
1/27/2021	Wednesday	39.75	229		1.632	4.811	7.371
2/2/2021	Tuesday	63.49	299.7	1288	1.148	2.141	4.618
2/3/2021	Wednesday	40.45	153.8		1.563	3.119	8.285
2/9/2021	Tuesday	36.91	211.1		4.269	3.378	9.473
2/10/2021	Wednesday	36.16	199.7		2.359	3.766	7.277
2/16/2021	Tuesday	63.74	1042		1.239	2.411	6.898
2/17/2021	Wednesday	47.81	166.5		1.381	2.444	6.397
2/23/2021	Tuesday	46.39	174		1.231	2.833	5.473
2/24/2021	Wednesday	40.45	125		1.413	3.174	6.483
3/2/2021	Tuesday	41.56	151.8	1270	2.415	3.269	4.737
3/3/2021	Wednesday	41.62	165.3		2.768	3.199	7.491
3/9/2021	Tuesday	36.68	172.6		1.836	2.294	9.199
3/10/2021	Wednesday	38.08	198.1		1.683	2.546	11.06
3/16/2021	Tuesday	33.93	181.1		2.826	2.681	8.214
3/17/2021	Wednesday	34.90	154.1		1.507	3.360	9.194
3/23/2021	Tuesday	34.60	157.6		2.118	2.585	13.13
3/24/2021	Wednesday	35.53	181.8		1.441	2.820	8.796
3/30/2021	Tuesday	52.74	158.1		1.609	2.596	5.805
3/31/2021	Wednesday	55.13	295.7		1.691	2.891	5.737
4/6/2021	Tuesday	38.43	141.2		2.187	3.111	7.360
4/7/2021	Wednesday	40.82	151.2		1.366	2.816	5.701
4/13/2021	Tuesday	36.78	136.1	1206	1.582	2.857	5.982
4/14/2021	Wednesday	37.18	212.4		1.588	2.825	20.67
4/20/2021	Tuesday	38.86	256.3		1.283	2.900	7.052
4/21/2021	Wednesday	39.98	283.4		<3	2.620	6.489
4/27/2021	Tuesday	38.05	200.7		<3	2.636	10.25
4/28/2021	Wednesday	36.79	205.8		<3	2.454	12.60
5/4/2021	Tuesday	61.30	218.7	1232	1.024	2.019	7.144
5/5/2021	Wednesday	51.77	175.7		1.127	2.493	7.695
5/11/2021	Tuesday	60.44	119.9		1.472	2.056	8.434
5/12/2021	Wednesday	42.45	167.4		2.192	2.354	17.43
5/18/2021	Tuesday	38.71	153.3		1.122	2.269	16.03
5/19/2021	Wednesday	35.42	153.3		1.176	2.312	21.52
5/25/2021	Tuesday	33.27	216.9		2.064	2.205	9.588
5/26/2021	Wednesday	45.80	536.3		1.326	2.481	7.554
6/1/2021	Tuesday	59.33	126.4		1.398	1.589	13.65
6/2/2021	Wednesday	40.72	163.6		1.507	2.308	12.80
6/8/2021	Tuesday	44.35	241.8	1280	1.292	2.216	13.21
6/9/2021	Wednesday	36.10	233.1		1.418	2.370	12.47
6/15/2021	Tuesday	59.44	273.3		1.010	1.936	5.800

Field's Point Influent Metals Al - Mo 2021
all analyses in ppb

Date	Day of the Week	Influent Flow (MGD)	Inf Al (ppb)	Inf Fe (ppb)	Inf Se (ppb)	Inf As (ppb)	Inf Mo (ppb)
6/16/2021	Wednesday	49.47	165.1		1.038	2.066	12.80
6/22/2021	Tuesday	54.95	917.7		1.391	2.646	18.84
6/23/2021	Wednesday	39.93	213.5		1.814	2.252	8.572
6/29/2021	Tuesday	35.84	258.8		3.207	2.540	12.94
6/30/2021	Wednesday	35.92	313.5		1.337	2.582	8.722
7/6/2021	Tuesday	58.64	287.7		<1	2.148	5.561
7/7/2021	Wednesday	45.77	235.9		<1	2.508	7.045
7/13/2021	Tuesday	72.01	133.2	999.4	1.053	1.682	5.928
7/14/2021	Wednesday	72.00	129.5		1.070	1.822	5.480
7/20/2021	Tuesday	60.49	300.3		1.771	2.528	7.696
7/21/2021	Wednesday	46.16	242.9		1.325	2.342	7.664
7/27/2021	Tuesday	44.10	261.1		1.581	2.910	6.792
7/28/2021	Wednesday	42.03	164.5		2.569	2.524	9.609
8/3/2021	Tuesday	36.68	217.5	1315	1.195	2.463	8.380
8/4/2021	Wednesday	55.97	481.4		1.320	2.551	8.494
8/10/2021	Tuesday	37.67	171		1.845	2.598	8.691
8/11/2021	Wednesday	40.14	218.6		1.580	2.491	9.147
8/17/2021	Tuesday	34.68	205.4		1.556	2.595	6.878
8/18/2021	Wednesday	35.05	245.3		1.940	2.823	7.875
8/24/2021	Tuesday	38.43	181.7		1.139	2.079	6.025
8/25/2021	Wednesday	34.86	203.7		1.370	2.311	7.339
8/31/2021	Tuesday	35.05	163.5		1.105	1.986	6.571
9/1/2021	Wednesday	71.89	468.9		1.924	2.042	7.719
9/7/2021	Tuesday	41.09	174.9		1.006	2.466	6.313
9/8/2021	Wednesday	45.76	192.3		1.107	2.447	7.057
9/14/2021	Tuesday	38.65	167.6	1481	1.284	2.663	8.147
9/15/2021	Wednesday	39.01	175.6		1.642	2.483	8.370
9/21/2021	Tuesday	37.73	161.6		1.045	2.285	6.647
9/22/2021	Wednesday	35.21	273.6		1.437	2.568	11.34
9/23/2021	Thursday	37.65	229.9		1.838	2.397	9.532
9/28/2021	Tuesday	39.58	332.8		1.285	2.421	10.05
9/29/2021	Wednesday	33.90	195.7		1.710	2.423	9.616
10/5/2021	Tuesday	54.49	186.8	1118	1.296	1.966	5.563
10/6/2021	Wednesday	50.48	122.8		1.446	2.088	6.099
10/12/2021	Tuesday	35.51	183.4		1.382	2.430	8.303
10/13/2021	Wednesday	35.92	154.7		1.119	2.091	14.66
10/19/2021	Tuesday	33.94	211.9		1.658	2.497	7.932
10/20/2021	Wednesday	33.20	189.4		1.473	2.188	10.33
10/26/2021	Tuesday	71.00	305.5		<1	2.128	3.850
10/27/2021	Wednesday	65.43	143.1		1.317	1.885	4.127
11/2/2021	Tuesday	54.40	120.9	1008	1.205	1.943	8.761
11/3/2021	Wednesday	41.09	143.7		2.115	2.058	7.560
11/9/2021	Tuesday	37.36	154.2		1.534	2.329	8.778
11/10/2021	Wednesday	36.32	484.5		4.185	6.640	22.49
11/16/2021	Tuesday	43.33	158.6		<3	2.587	9.700
11/17/2021	Wednesday	41.41	161.2		<3	2.696	8.532
11/23/2021	Tuesday	37.51	142.3		1.426	2.793	10.28
11/24/2021	Wednesday	37.64	148.5		<3	3.240	11.59
11/30/2021	Tuesday	35.32	137.4		<3	2.526	7.753

Field's Point Influent Metals Al - Mo 2021
all analyses in ppb

Date	Day of the Week	Influent Flow (MGD)	Inf Al (ppb)	Inf Fe (ppb)	Inf Se (ppb)	Inf As (ppb)	Inf Mo (ppb)
12/1/2021	Wednesday	38.01	199		<3	2.988	13.40
12/7/2021	Tuesday	35.91	144.5	1131	1.728	2.679	19.56
12/8/2021	Wednesday	35.83	168.7		1.297	2.620	7.603
12/14/2021	Tuesday	32.24	156.8		<3	2.311	10.99
12/15/2021	Wednesday	37.23	208		<3	2.304	10.71
12/21/2021	Tuesday	32.23	168.4		2.698	2.664	12.75
12/22/2021	Wednesday	36.42	241.5		<3	2.342	15.10
12/28/2021	Tuesday	33.34	169.6		<1	2.498	18.43
12/29/2021	Wednesday	32.46	154.3		<1	2.668	12.56

Field's Point Monthly Average, Minimum, and Maximum Influent Data 2021
all analyses in ppb

Date		Flow (MGD)	Cd	TTL Cr	Hex Cr	Cu	Pb	Hg(ppt)	Ni	Ag	Zn	CN
January	Average	43.43	0.18	3.68	11.00	20.86	6.52	9.82	14.38	0.34	62.00	7.83
	Minimum	34.91	0.14	2.80	11.00	16.43	2.94	9.82	10.60	0.29	54.56	4.70
	Maximum	67.52	0.24	4.66	11.00	23.73	18.33	9.82	20.93	0.52	76.52	13.50
February	Average	42.79	0.17	4.49	10.00	27.99	6.64	8.11	24.78	0.34	78.68	12.07
	Minimum	34.08	0.15	3.07	10.00	18.35	2.66	8.11	10.26	0.20	59.59	6.74
	Maximum	63.74	0.19	6.40	10.00	37.33	23.51	8.11	72.90	0.48	113.30	23.30
March	Average	41.40	0.18	3.83	21.00	29.23	4.17	26.30	15.23	0.39	75.67	6.61
	Minimum	33.93	0.13	3.02	21.00	17.60	2.81	26.30	10.82	0.23	57.78	4.00
	Maximum	61.95	0.21	5.40	21.00	64.27	8.99	26.30	26.86	0.72	102.50	10.30
April	Average	43.25	0.19	3.47	20.00	31.45	4.20	4.38	17.06	0.38	75.24	7.65
	Minimum	35.59	0.15	2.67	20.00	18.28	2.82	4.38	11.51	0.19	65.03	5.26
	Maximum	69.91	0.25	4.22	20.00	53.26	9.43	4.38	24.06	0.77	88.98	10.30
May	Average	43.96	0.18	3.06	25.00	26.09	7.22	18.90	11.60	0.40	89.63	4.64
	Minimum	31.32	0.12	1.92	25.00	16.24	3.05	18.90	8.97	0.27	55.62	4.00
	Maximum	67.18	0.25	4.40	25.00	43.78	21.88	18.90	16.78	0.67	194.90	5.81
June	Average	40.07	0.18	3.73	47.00	31.17	9.83	21.30	14.36	0.54	87.02	5.82
	Minimum	32.61	0.13	2.43	47.00	18.51	3.69	21.30	8.56	0.24	60.13	4.00
	Maximum	60.75	0.28	7.19	47.00	48.27	37.47	21.30	23.17	1.15	158.30	11.80
July	Average	56.62	0.17	3.13	10.00	29.83	7.03	11.90	11.73	0.35	73.98	9.90
	Minimum	35.68	0.14	2.13	10.00	16.38	3.36	11.90	7.47	0.18	54.57	4.00
	Maximum	92.18	0.20	5.44	10.00	48.65	11.75	11.90	15.70	0.88	98.73	39.80
August	Average	42.45	0.18	4.32	22.00	35.83	7.58	143.00	15.85	0.57	94.33	7.11
	Minimum	33.73	0.13	2.19	22.00	24.60	3.51	143.00	12.23	0.32	72.10	4.68
	Maximum	67.51	0.26	13.71	22.00	46.46	23.66	143.00	17.86	1.49	136.20	13.50
September	Average	44.51	0.20	3.53	24.00	30.25	6.98	19.10	15.17	0.49	93.82	4.76
	Minimum	31.48	0.15	2.31	24.00	18.85	3.66	19.10	10.65	0.24	70.83	4.00
	Maximum	78.25	0.25	4.64	24.00	43.78	18.86	19.10	19.95	0.78	134.70	6.27
October	Average	44.64	0.16	2.91	22.00	23.47	6.09	31.20	13.06	0.45	78.67	5.08
	Minimum	31.48	0.12	1.95	22.00	16.55	3.12	31.20	9.97	0.17	52.46	4.00
	Maximum	71.84	0.20	4.25	22.00	29.00	14.93	31.20	17.11	0.73	116.80	8.03
November	Average	44.70	0.20	4.16	48.00	29.52	3.94	12.50	16.22	0.39	79.35	5.41
	Minimum	35.06	0.13	2.65	48.00	13.55	2.65	12.50	10.78	0.22	45.58	4.00
	Maximum	72.65	0.52	8.78	48.00	78.12	8.55	12.50	42.21	0.93	198.10	8.81
December	Average	35.83	0.19	3.85	25.00	29.60	4.17	13.50	19.76	0.33	78.22	5.93
	Minimum	32.08	0.15	2.86	25.00	17.28	2.38	13.50	14.56	0.16	63.03	4.00
	Maximum	46.62	0.42	4.76	25.00	54.60	9.36	13.50	31.30	0.47	98.48	8.47

Field's Point Influent Loading Summary 2021

Field's Point monthly mean influent concentration (ppb)

Month	Mean Inf											
	Flow (MGD)	Cd	Total Cr	Hex Cr	Cu	Pb	Hg	Ni	Ag	Zn	Total Cyanide	Total Metals*
January	43.43	0.18	3.68	11.00	20.86	6.52	0.0098	14.38	0.34	62.00	7.83	107.97
February	42.79	0.17	4.49	10.00	27.99	6.64	0.0081	24.78	0.34	78.68	12.07	143.09
March	41.40	0.18	3.83	21.00	29.23	4.17	0.0263	15.23	0.39	75.67	6.61	128.73
April	43.25	0.19	3.47	20.00	31.45	4.20	0.0044	17.06	0.38	75.24	7.65	131.98
May	43.96	0.18	3.06	25.00	26.09	7.22	0.0189	11.60	0.40	89.63	4.64	138.18
June	40.07	0.18	3.73	47.00	31.17	9.83	0.0213	14.36	0.54	87.02	5.82	146.85
July	56.62	0.17	3.13	10.00	29.83	7.03	0.0119	11.73	0.35	73.98	9.90	126.23
August	42.45	0.18	4.32	22.00	35.83	7.58	0.1430	15.85	0.57	94.33	7.11	158.80
September	44.51	0.20	3.53	24.00	30.25	6.98	0.0191	15.17	0.49	93.82	4.76	150.45
October	44.64	0.16	2.91	22.00	23.47	6.09	0.0312	13.06	0.45	78.67	5.08	124.85
November	44.70	0.20	4.16	48.00	29.52	3.94	0.0125	16.22	0.39	79.35	5.41	133.78
December	35.83	0.19	3.85	25.00	29.60	4.17	0.0135	19.76	0.33	78.22	5.93	136.13

*Total Metals = Sum of Monthly Average Metals Concentrations (Cd, Cr, Cu, Pb, Hg, Ni, Ag, Zn)

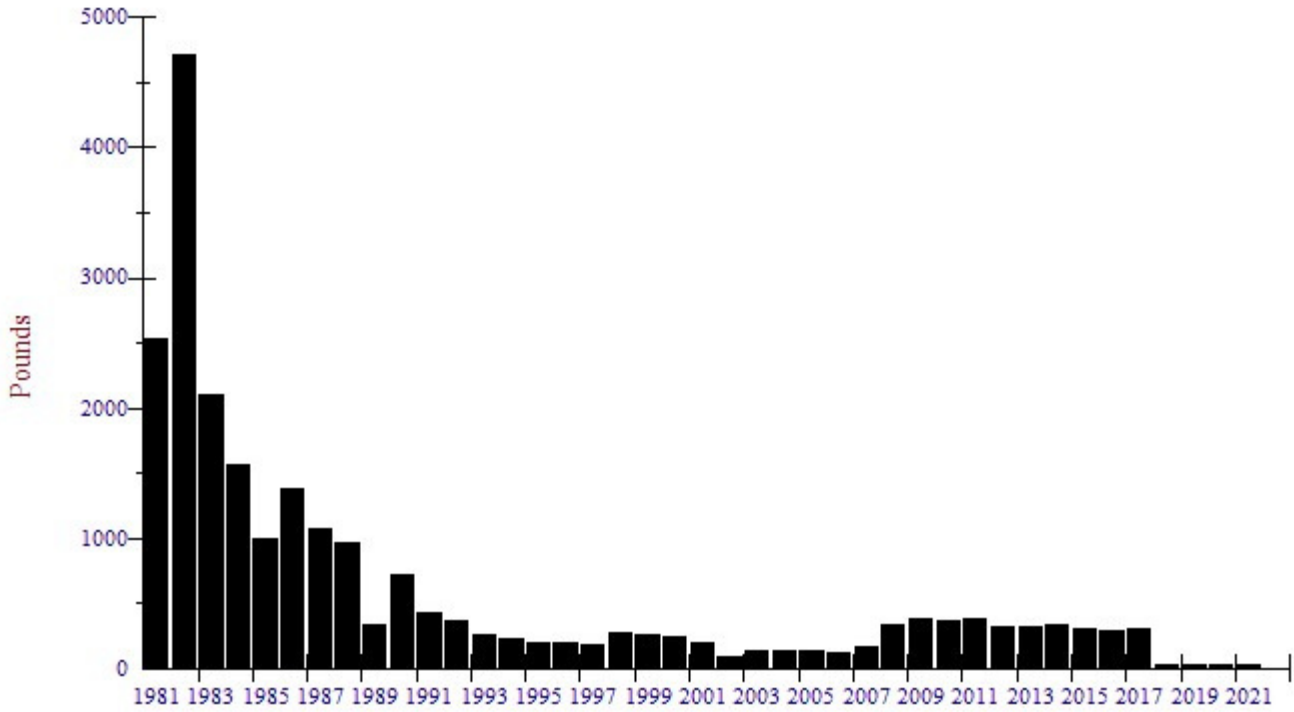
Field's Point Influent Loading Data
Influent loading (lbs/year)

Year	Cadmium	Chromium	Copper	Lead	Mercury	Nickel	Silver	Zinc
1981	2,525	65,354	363,670	30,528	89	214,734	9,040	268,159
1982	4,704	34,033	196,011	24,562	329	142,393	2,729	305,976
1983	2,104	5,330	177,409	16,610	149	140,299	3,531	211,092
1984	1,566	9,109	171,021	17,776	265	134,463	5,249	151,764
1985	995	13,566	125,683	16,208	171	102,841	4,150	146,043
1986	1,385	13,158	114,928	16,848	188	81,718	7,649	163,160
1987	1,077	12,530	74,121	11,751	67	59,380	4,417	149,914
1988	971	11,514	30,915	10,052	123	45,188	2,242	79,569
1989	328	6,744	19,864	5,947	120	33,763	1,710	76,037
1990	724	7,870	25,494	6,118	165	32,448	2,116	63,054
1991	424	9,792	27,871	7,115	178	40,963	2,456	30,663
1992	372	4,067	24,457	6,001	169	35,861	2,232	25,854
1993	256	3,216	25,327	4,943	84	31,380	1,574	26,820
1994	223	3,181	22,996	3,771	84	21,236	1,732	25,351
1995	197	2,701	14,296	2,955	63	18,656	1,349	22,202
1996	197	3,157	14,353	2,188	31	18,534	1,262	17,199
1997	182	2,997	13,794	3,613	25	16,757	1,247	17,307
1998	274	3,148	12,274	3,484	30	12,365	1,251	17,679
1999	259	2,503	11,799	2,141	17	11,491	1,126	18,766
2000	239	1,514	14,178	3,144	13	11,846	1,234	21,689
2001	192	1,970	13,832	2,524	27	8,736	843	16,151
2002	96	1,302	9,469	2,270	11	5,324	777	14,665
2003	134	1,307	7,710	1,951	16	6,058	655	13,400
2004	132	1,081	7,429	1,644	13	7,324	643	13,363
2005	131	893	7,361	1,719	13	4,550	590	15,450
2006	121	1,097	8,392	2,028	11	5,000	574	15,385
2007	166	1,165	6,497	1,214	8	3,472	425	13,395
2008	336	1,586	6,543	1,875	7	3,189	566	14,444
2009	381	1,664	5,854	1,849	7	3,240	604	14,814
2010	362	1,639	5,518	1,886	13	2,978	574	12,022
2011	385	1,781	5,545	1,748	6	3,848	595	12,337
2012	314	1,482	4,780	1,383	6	2,815	509	11,282
2013	325	1,543	5,024	1,512	6	2,605	522	11,387
2014	330	1,365	5,941	1,448	5	2,784	525	12,668
2015	310	1,290	5,458	1,493	5	2,728	470	14,609
2016	291	1,252	5,048	1,348	5	2,956	469	13,037

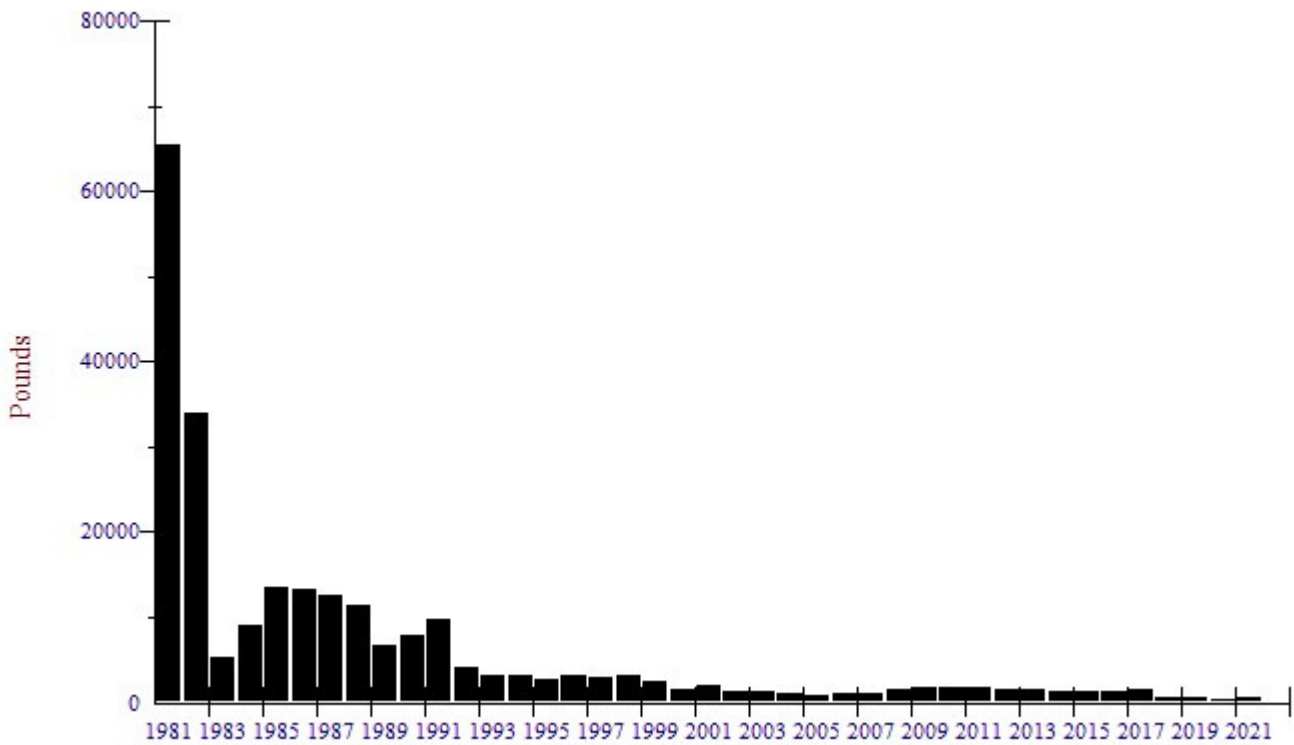
Field's Point Influent Loading Data
Influent loading (lbs/year)

Year	Cadmium	Chromium	Copper	Lead	Mercury	Nickel	Silver	Zinc
2017	303	1,502	5,288	1,644	5	2,668	488	13,966
2018	34	698	4,683	1,100	2	3,270	109	13,286
2019	32	602	4,098	1,174	3	2,984	91	11,797
2020	23	472	4,037	948	3	2,024	84	10,468
2021	24	485	3,818	827	4	2,062	55	10,681

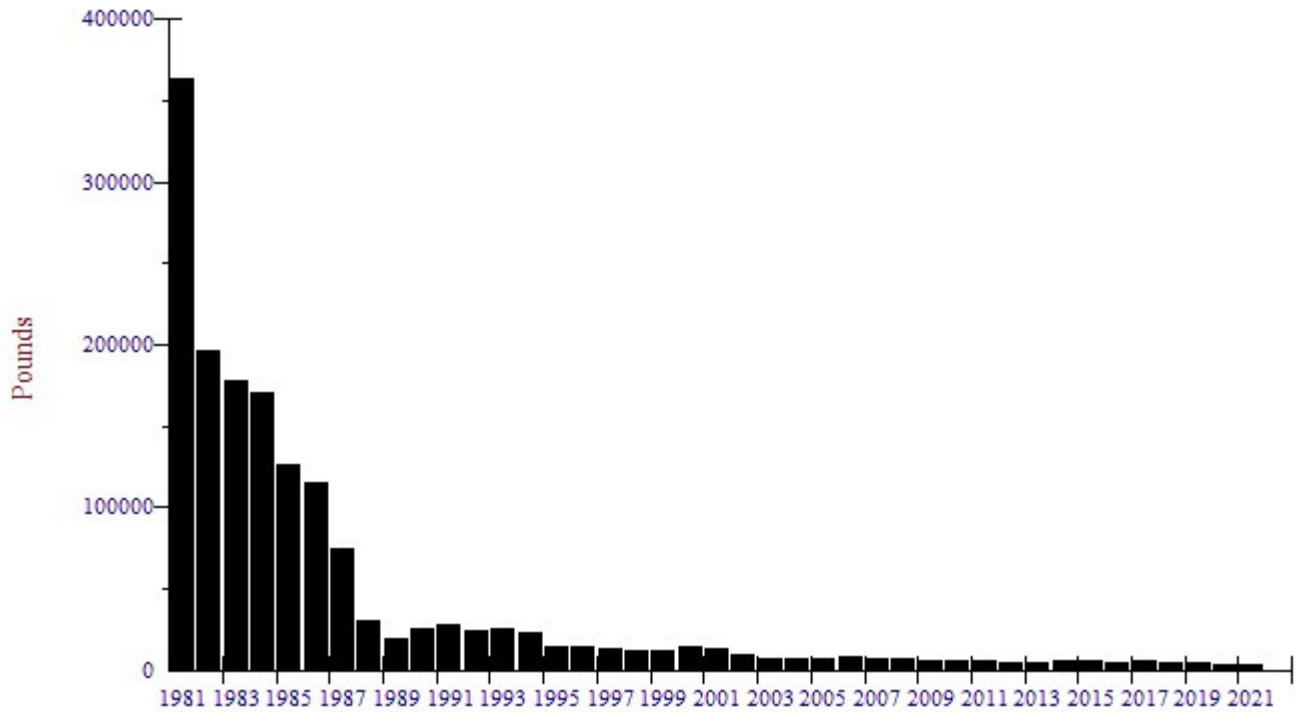
Field's Point Influent Cadmium Loading



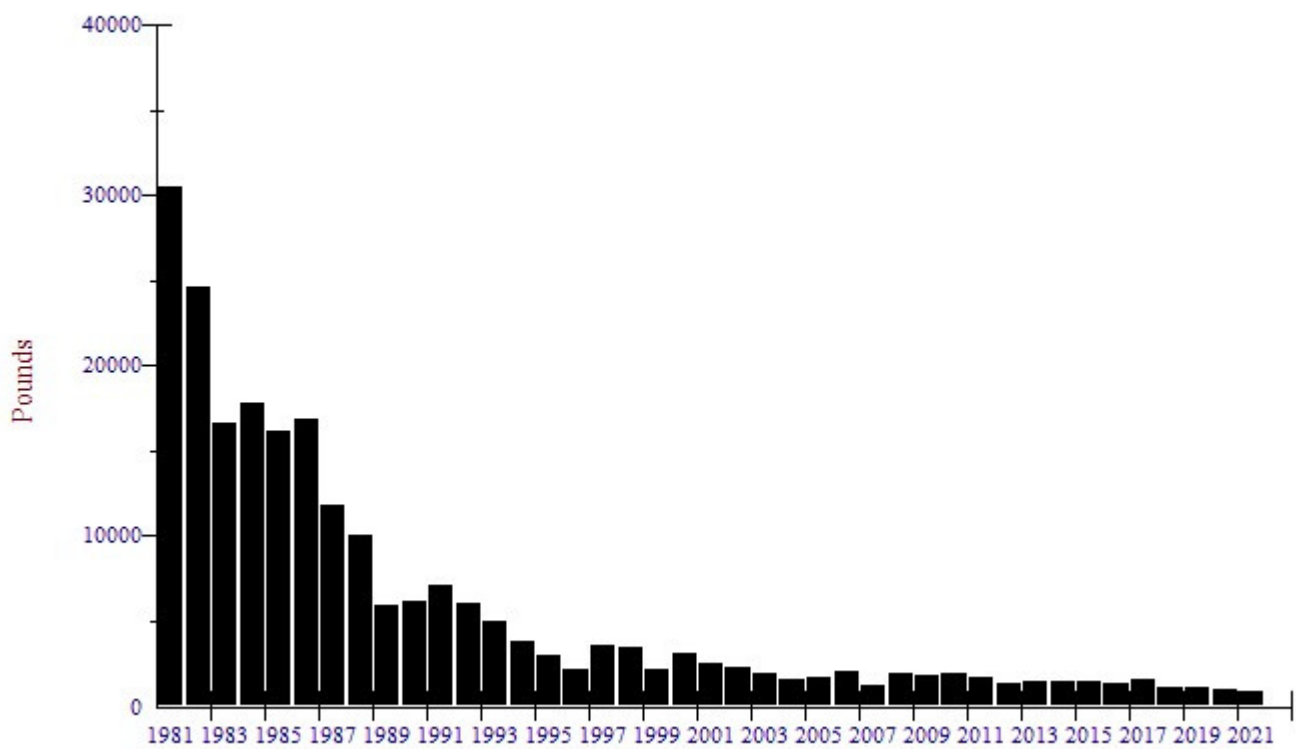
Field's Point Influent Chromium Loading



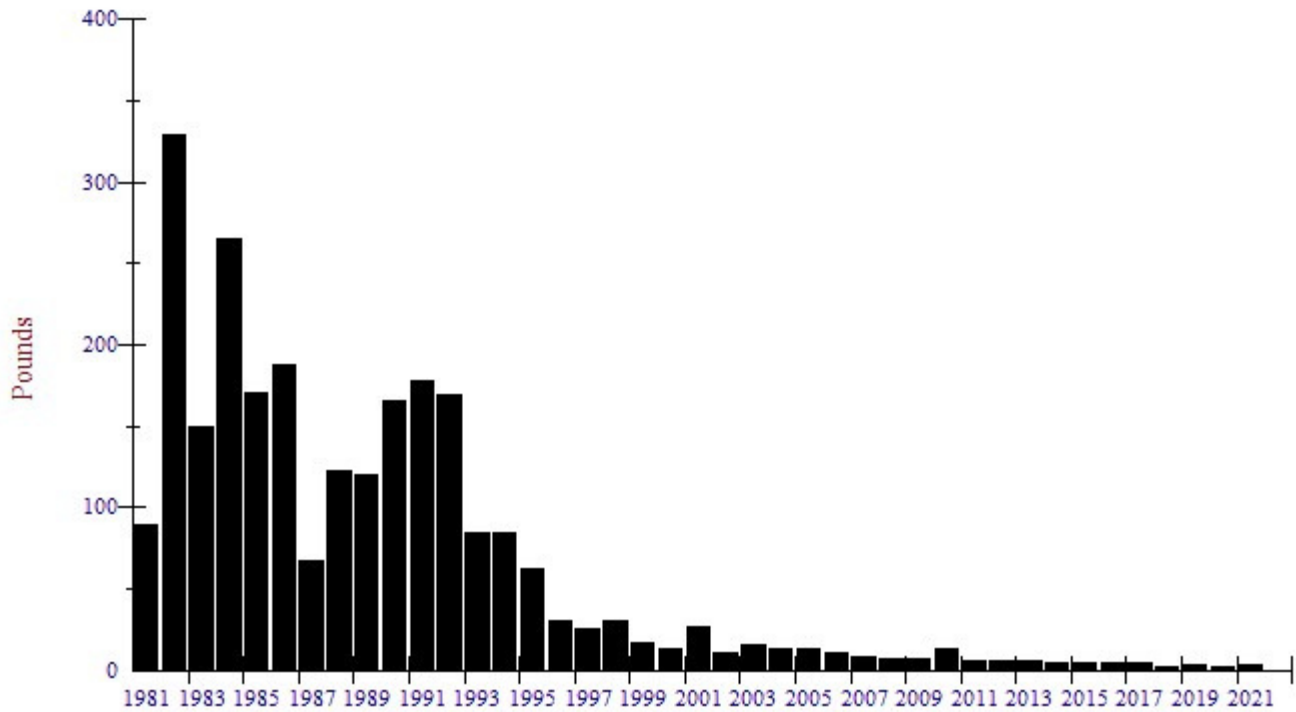
Field's Point Influent Copper Loading



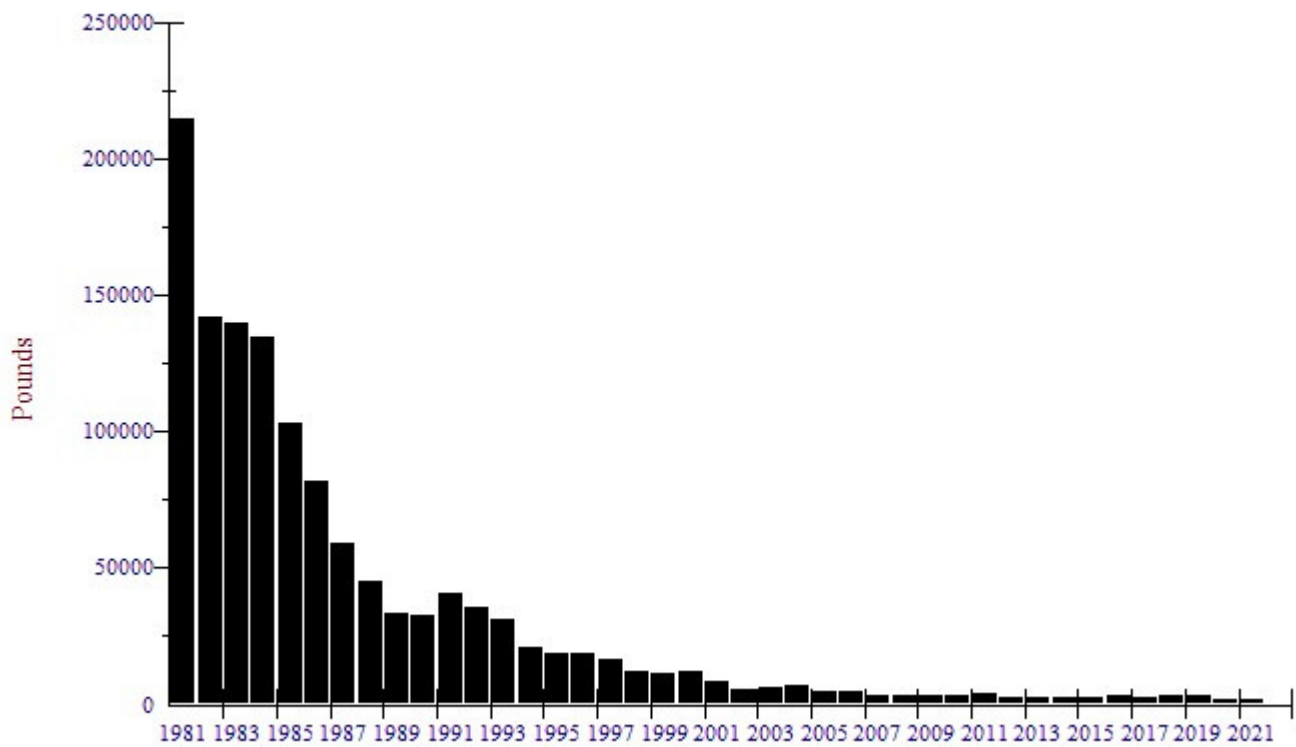
Field's Point Influent Lead Loading



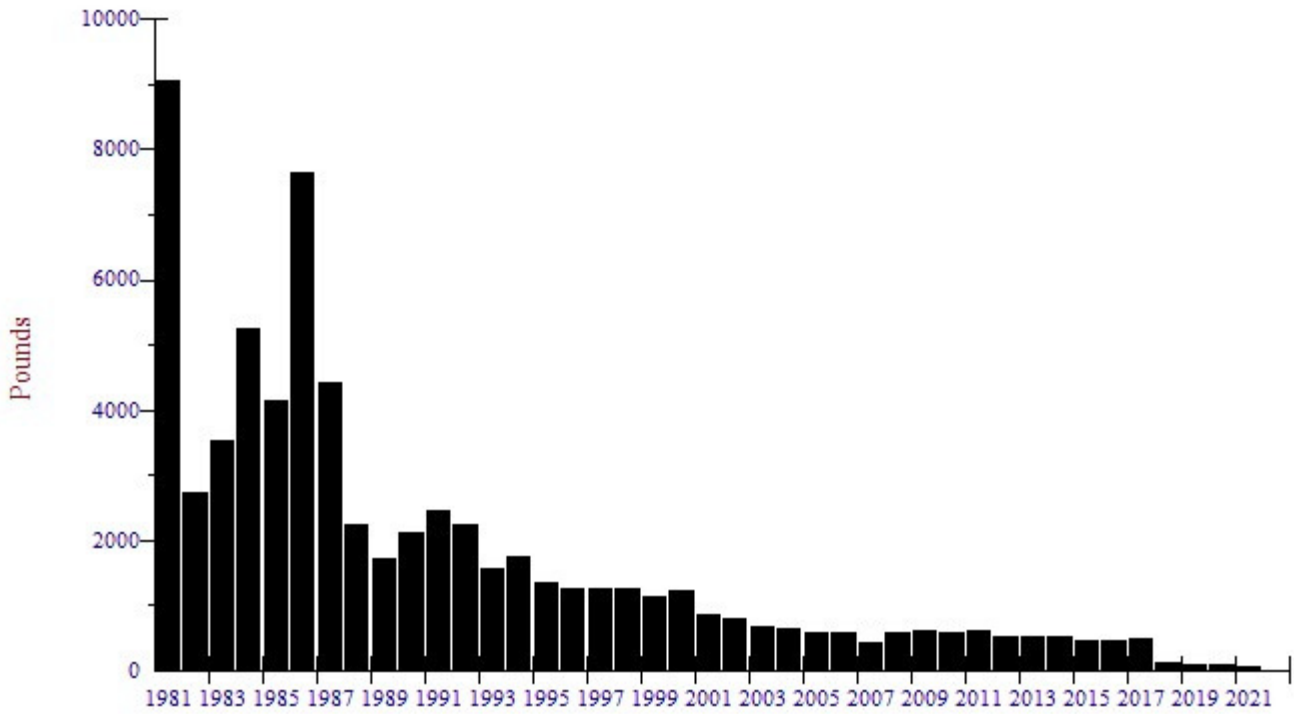
Field's Point Influent Mercury Loading



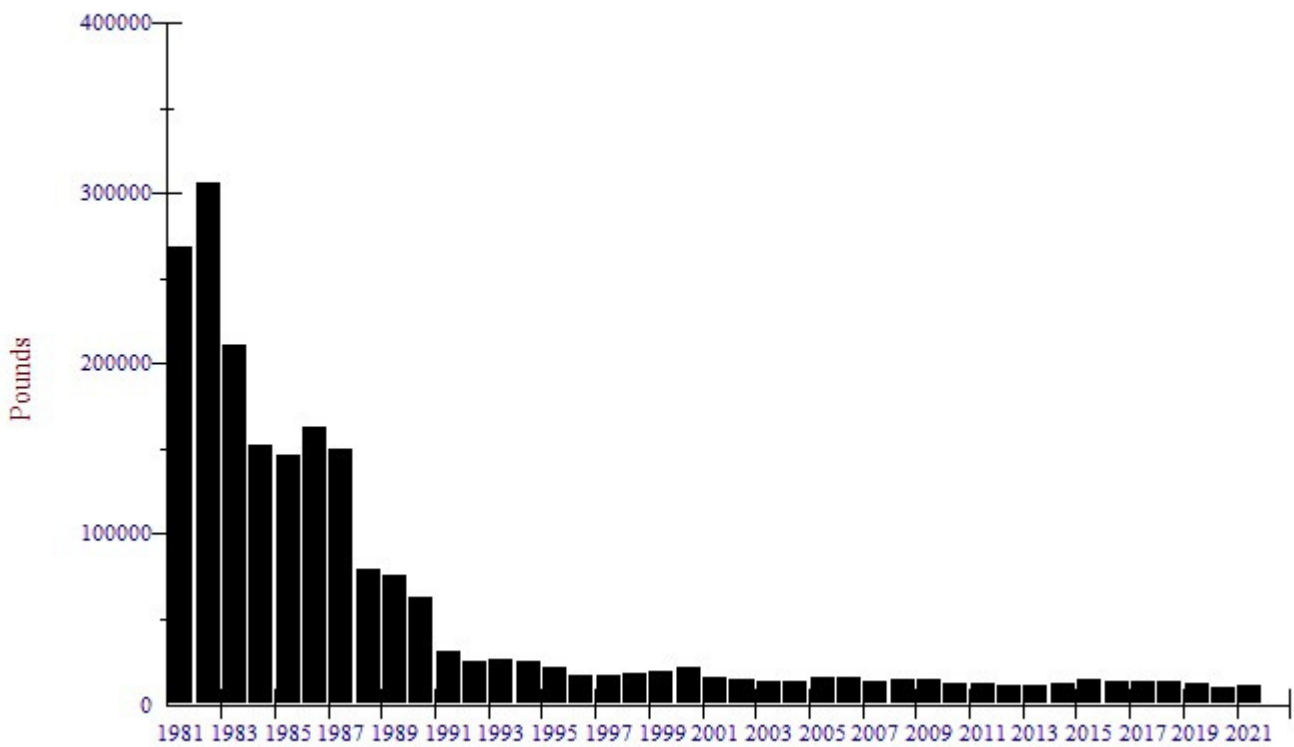
Field's Point Influent Nickel Loading



Field's Point Influent Silver Loading



Field's Point Influent Zinc Loading



EFFLUENT LOADING DATA

FIELD'S POINT

Field's Point Effluent Metals Cd - CN 2021
all analyses in ppb

Date	Day of the Week	Total Eff Flow (MGD)	Cd (ppb)	Cr (ppb)	Hex Cr (ppb)	Cu (ppb)	Pb (ppb)	Hg (ppb)	Ni (ppb)	Ag (ppb)	Zn (ppb)	CN (ppb)
1/5/2021	Tuesday	43.46	<0.020	1.168		2.653	<0.300	0.00121	9.722	<0.020	17.18	<4
1/6/2021	Wednesday	44.73	<0.020	0.8719		2.504	<0.300		9.314	<0.020	16.32	<4
1/12/2021	Tuesday	44.55	0.02124	1.083	<10	2.755	<0.300		9.583	0.02455	18.22	6.89
1/13/2021	Wednesday	37.64	0.02068	1.181		2.504	<0.300		9.475	<0.020	18.22	4.73
1/19/2021	Tuesday	39.77	<0.020	1.326		2.875	<0.300		10.65	<0.020	22.53	4.07
1/20/2021	Wednesday	40.88	0.02139	1.412		2.890	<0.300		10.42	<0.020	23.11	5.02
1/26/2021	Tuesday	37.34	0.02619	2.166		3.194	<0.300		12.98	<0.020	24.16	7.78
1/27/2021	Wednesday	39.75	0.02586	2.258		3.244	0.3371		13.07	0.02877	27.85	6.96
2/2/2021	Tuesday	63.49	0.02024	0.9731	<10	3.320	0.4190	0.00101	10	0.02181	30.32	7.38
2/3/2021	Wednesday	40.45	<0.020	1.066		2.587	0.3267		12.39	0.02208	28.17	7.71
2/9/2021	Tuesday	36.91	<0.020	1.178		2.627	<0.300		36.43	<0.020	24.50	7.88
2/10/2021	Wednesday	36.16	<0.020	1.448		3.072	0.3088		26.91	0.02035	32.36	6.07
2/16/2021	Tuesday	63.74	<0.020	0.9271		2.424	0.3350		9.235	<0.020	24.42	6.19
2/17/2021	Wednesday	47.81	0.04371	1.100		2.703	0.3281		10.06	<0.020	28.41	6.66
2/23/2021	Tuesday	46.39	0.02491	1.475		3.197	0.3133		10.73	<0.020	27.53	5.88
2/24/2021	Wednesday	40.45	0.02430	1.531		2.493	<0.300		18.97	<0.020	28.05	6.04
3/2/2021	Tuesday	41.56	0.02615	1.365	<10	3.312	0.3356	<0.001	17.51	<0.020	25.48	5.65
3/3/2021	Wednesday	41.62	0.02760	1.401		2.815	0.3252		15.89	0.02068	30.35	5.36
3/9/2021	Tuesday	36.68	0.02494	1.340		2.971	<0.300		11.64	0.02508	26.81	<4
3/10/2021	Wednesday	38.08	<0.020	1.127		2.653	0.3187		11.74	<0.020	38.72	<4
3/16/2021	Tuesday	33.93	<0.020	1.069		2.689	<0.300		10.71	<0.020	24.18	6.14
3/17/2021	Wednesday	34.90	0.02083	1.733		2.720	<0.300		12	<0.020	26.96	6.42
3/23/2021	Tuesday	34.60	0.02198	1.208		2.347	0.3032		12.87	<0.020	28.48	5.55
3/24/2021	Wednesday	35.53	0.02118	1.138		2.163	<0.300		11.08	<0.020	27.82	4.25
3/30/2021	Tuesday	52.74	<0.020	1.093		2.017	0.3419		8.424	<0.020	21.94	4.57
3/31/2021	Wednesday	55.13	<0.020	1.102		2.630	0.4157		8.199	0.02238	21.18	5.54
4/6/2021	Tuesday	38.43	<0.020	1.191		2.161	<0.300		12.62	<0.020	22.78	5.15
4/7/2021	Wednesday	40.82	<0.020	1.178		2.080	<0.300		12.12	<0.020	22.33	5.34
4/13/2021	Tuesday	36.78	<0.020	1.151	<10	2.220	<0.300	<0.001	11.74	<0.020	22.79	<4
4/14/2021	Wednesday	37.18	0.02119	1.035		2.245	<0.300		13.28	<0.020	22.27	5.89
4/20/2021	Tuesday	38.86	<0.020	1.175	<10	1.946	<0.300		13.73	<0.020	24.21	7.51
4/21/2021	Wednesday	39.98	0.02247	0.9669		2.120	<0.300		11.01	<0.020	22.67	6.18
4/27/2021	Tuesday	38.05	0.1381	2.170		2.156	<0.300		11.53	<0.020	29.51	<4
4/28/2021	Wednesday	36.79	0.1024	1.767		2.402	<0.300		10.65	<0.020	27.04	4.47
5/4/2021	Tuesday	61.30	<0.020	0.7748	<10	2.575	0.3885	0.00203	6.386	<0.020	18.71	4.17
5/5/2021	Wednesday	51.77	<0.020	0.8230		2.197	0.3303		7.571	<0.020	19.29	4.29
5/11/2021	Tuesday	60.44	<0.020	0.7993		2.250	<0.300		7.084	<0.020	17.07	5.25
5/12/2021	Wednesday	42.45	<0.020	0.8229		1.893	<0.300		7.916	<0.020	19.03	5.80
5/18/2021	Tuesday	38.71	<0.020	1.312		2.424	<0.300		9.472	0.02039	20.32	5.02
5/19/2021	Wednesday	35.42	<0.020	1.099		2.331	<0.300		9.850	<0.020	21.24	4.21
5/25/2021	Tuesday	33.27	<0.020	1.514		1.957	<0.300		8.988	<0.020	22.30	4.85
5/26/2021	Wednesday	45.80	<0.020	1.194		2.688	0.4357		9.715	<0.020	23.06	4.98
6/1/2021	Tuesday	59.33	<0.020	0.7014		2.077	0.3442		6.948	0.03374	18.70	8.52
6/2/2021	Wednesday	40.72	<0.020	0.8492		1.765	<0.300		9.068	<0.020	24.45	8.87
6/8/2021	Tuesday	44.35	<0.020	1.068	<10	2.281	<0.300	0.00105	11.62	<0.020	18.53	4.99
6/9/2021	Wednesday	36.10	<0.020	1.240		2.082	<0.300		12.47	<0.020	21.96	5.62
6/15/2021	Tuesday	59.44	<0.020	0.7118		1.963	<0.300		6.259	<0.020	17.75	4.76
6/16/2021	Wednesday	49.47	<0.020	0.8006		1.748	<0.300		7.791	<0.020	21.62	<4
6/22/2021	Tuesday	54.95	<0.020	0.9162		2.342	0.4195		7.342	<0.020	17.24	9.80
6/23/2021	Wednesday	39.93	<0.020	0.9972		1.758	<0.300		8.466	<0.020	17.22	8.87
6/29/2021	Tuesday	35.84	<0.020	1.310		1.662	<0.300		9.089	<0.020	16.68	10.3
6/30/2021	Wednesday	35.92	<0.020	1.357		1.610	<0.300		9.615	<0.020	15.77	11.4
7/6/2021	Tuesday	58.64	<0.020	0.7099		2.500	0.3495		5.330	<0.020	14.98	4.40
7/7/2021	Wednesday	45.77	<0.020	0.8421		1.939	0.3070		5.864	<0.020	18.44	<4
7/13/2021	Tuesday	72.01	<0.020	0.6738	<10	2.034	0.4072	0.00101	6.780	0.02105	12.61	4.47
7/14/2021	Wednesday	72.00	<0.020	0.6567		1.847	0.4067		6.512	<0.020	11.39	4.42
7/20/2021	Tuesday	60.49	<0.020	1.050		1.613	<0.300		7.992	<0.020	11.20	4.09
7/21/2021	Wednesday	46.16	<0.020	0.8100		1.228	<0.300		8.222	<0.020	11.93	6.24

Field's Point Effluent Metals Cd - CN 2021
all analyses in ppb

Date	Day of the Week	Total Eff Flow (MGD)	Cd (ppb)	Cr (ppb)	Hex Cr (ppb)	Cu (ppb)	Pb (ppb)	Hg (ppb)	Ni (ppb)	Ag (ppb)	Zn (ppb)	CN (ppb)
7/27/2021	Tuesday	44.10	<0.020	0.9938		1.908	0.3606		9.030	<0.020	13.56	<4
7/28/2021	Wednesday	42.03	<0.020	0.8022		1.326	<0.300		9.127	<0.020	13.06	7.16
8/3/2021	Tuesday	36.68	<0.020	6.730	<10	1.982	0.3380	0.00127	11.72	<0.020	15.69	7.71
8/4/2021	Wednesday	55.97	0.04580	2.637		7.801	1.843		9.055	0.09262	22.84	8.08
8/10/2021	Tuesday	37.67	<0.020	0.9275		1.624	0.3308		10.95	<0.020	16.16	9.54
8/11/2021	Wednesday	40.14	<0.020	1.141		1.521	0.3136		10.28	<0.020	14.33	8.48
8/17/2021	Tuesday	34.68	<0.020	0.9461	<10	1.222	<0.300		8.735	<0.020	14.14	6.52
8/18/2021	Wednesday	35.05	<0.020	0.8981		1.670	0.3430		8.569	<0.020	15.60	6.97
8/24/2021	Tuesday	38.43	<0.020	0.7637		1.364	0.3223		8.479	<0.020	13.70	5.77
8/25/2021	Wednesday	34.86	<0.020	0.8155		1.393	<0.300		10.30	<0.020	15.30	4.88
8/31/2021	Tuesday	35.05	<0.020	0.7280		1.763	0.3331		9.692	<0.020	14.21	5.77
9/1/2021	Wednesday	57.28	<0.020	0.6363		2.643	0.6101		6.869	0.02783	13.63	4.49
9/7/2021	Tuesday	41.09	<0.020	0.7908		1.846	0.3632		8.715	<0.020	17.85	5.38
9/8/2021	Wednesday	45.76	<0.020	1.037		1.401	0.3460		8.500	<0.020	13.18	8.06
9/14/2021	Tuesday	38.65	<0.020	0.8019	<10	1.391	0.3731	0.00180	8.421	<0.020	12.64	4.84
9/15/2021	Wednesday	39.01	<0.020	0.7882		1.254	0.3322		8.224	<0.020	12.21	4.55
9/21/2021	Tuesday	37.73										6.04
9/22/2021	Wednesday	35.21	<0.020	0.9091		1.797	0.3991		9.493	0.02021	13.29	6.10
9/23/2021	Thursday	37.65	<0.020	0.7012		1.376	0.3324		8.128	<0.020	10.73	
9/28/2021	Tuesday	39.58	<0.020	1.018		1.414	0.3957		9.764	<0.020	10.49	4.50
9/29/2021	Wednesday	33.90	<0.020	0.9591		2.097	0.3975		10.45	0.02296	11.62	5.15
10/5/2021	Tuesday	54.49	0.02023	1.245	<10	3.521	0.8048	0.007	7.712	0.03837	12.04	7.33
10/6/2021	Wednesday	50.48	<0.020	0.8567		2.497	0.5612		8.939	0.02738	10.31	4.23
10/12/2021	Tuesday	35.51	<0.020	0.7807		1.917	0.4430		10.21	0.02201	13.70	4.44
10/13/2021	Wednesday	35.92	<0.020	0.7706		1.664	0.3825		9.759	<0.020	12.12	4.13
10/19/2021	Tuesday	33.94	<0.020	0.8054	<10	2.045	0.4321		10.38	0.02136	16.75	5.78
10/20/2021	Wednesday	33.20	<0.020	0.9322		1.762	0.3678		10.77	<0.020	18.98	6.51
10/26/2021	Tuesday	71.00	<0.020	1.230		2.496	0.5681		5.905	0.02575	17.64	4.28
10/27/2021	Wednesday	65.43	<0.020	0.6341		1.674	0.3719		5.435	<0.020	17.64	<4
11/2/2021	Tuesday	54.40	<0.020	0.8436	<10	1.942	0.3272	0.00335	8.281	<0.020	20.16	4.60
11/3/2021	Wednesday	41.09	<0.020	0.8773		1.826	<0.300		9.404	<0.020	21.64	5.65
11/9/2021	Tuesday	37.36	<0.020	0.9182		1.677	<0.300		9.700	<0.020	22.33	<4
11/10/2021	Wednesday	36.32	<0.020	0.8174		1.740	<0.300		9.803	<0.020	23.11	<4
11/16/2021	Tuesday	43.33	<0.020	1.436		2.510	<0.300		8.208	<0.020	22.47	4.48
11/17/2021	Wednesday	41.41	0.02061	1.093		2.097	<0.300		7.825	<0.020	21.24	<4
11/23/2021	Tuesday	37.51	0.02028	1.048		2.203	<0.300		9.172	<0.020	21.39	5.17
11/24/2021	Wednesday	37.64	0.02175	1.263		2.437	<0.300		9.832	<0.020	23.67	5.14
11/30/2021	Tuesday	35.32	<0.020	1.247		2.038	<0.300		10.26	<0.020	22.33	4.90
12/1/2021	Wednesday	38.01	<0.020	1.098		2.013	<0.300		9.575	<0.020	20.25	5.07
12/7/2021	Tuesday	35.91	0.02020	1.147	<10	2.744	<0.300	<0.001	10.93	<0.020	20.93	5.53
12/8/2021	Wednesday	35.83	<0.020	1.071		2.095	<0.300		11.94	0.02025	20.47	6.04
12/14/2021	Tuesday	32.24	<0.020	0.9497		2.402	<0.300		11.47	<0.020	22.58	4.87
12/15/2021	Wednesday	37.23	<0.020	0.8357		2.335	<0.300		10.44	<0.020	19.34	5.20
12/21/2021	Tuesday	32.23	<0.020	0.9390		2.770	<0.300		12.67	<0.020	22.54	<4
12/22/2021	Wednesday	36.42	0.02359	0.9231		2.778	<0.300		10.61	<0.020	21.30	<4
12/28/2021	Tuesday	33.34	<0.020	1.129		2.027	<0.300		13.79	<0.020	18.02	6.10
12/29/2021	Wednesday	32.46	<0.020	1.059		2.084	<0.300		15.48	<0.020	18.15	6.38

Field's Point Effluent Metals Al - Mo 2021
all analyses in ppb

Date	Day of the Week	Total Eff Flow (MGD)	Al (ppb)	Fe (ppb)	Se (ppb)	As (ppb)	Mo (ppb)
1/5/2021	Tuesday	43.46	6.662	103.4	1.376	2.477	5.562
1/6/2021	Wednesday	44.73	13.27		1.221	2.361	6.249
1/12/2021	Tuesday	44.55	8.427		1.712	3.113	7.146
1/13/2021	Wednesday	37.64	7.610		1.974	3.157	8.846
1/19/2021	Tuesday	39.77	7.635		1.241	2.978	4.403
1/20/2021	Wednesday	40.88	7.103		1.469	3.193	5.928
1/26/2021	Tuesday	37.34	8.048		<1	4.398	6.109
1/27/2021	Wednesday	39.75	10.11		2.176	4.707	8.309
2/2/2021	Tuesday	63.49	13.86	157.9	1.108	1.930	5.730
2/3/2021	Wednesday	40.45	10.48		1.132	2.127	6.589
2/9/2021	Tuesday	36.91	7.692		1.890	2.636	7.077
2/10/2021	Wednesday	36.16	9.408		1.639	3.220	7.673
2/16/2021	Tuesday	63.74	11.22		<1	1.869	6.876
2/17/2021	Wednesday	47.81	10.12		1.033	2.163	6.729
2/23/2021	Tuesday	46.39	8.216		<1	2.358	4.904
2/24/2021	Wednesday	40.45	8.594		1.092	2.680	6.515
3/2/2021	Tuesday	41.56	8.265	99.26	1.075	2.630	4.802
3/3/2021	Wednesday	41.62	8.881		1.252	2.584	7.034
3/9/2021	Tuesday	36.68	8.807		<1	2.205	8.888
3/10/2021	Wednesday	38.08	7.842		<1	2.107	9.677
3/16/2021	Tuesday	33.93	7.538		1.117	2.239	7.210
3/17/2021	Wednesday	34.90	8.148		<1	2.564	8.556
3/23/2021	Tuesday	34.60	7.315		<1	2.447	11.44
3/24/2021	Wednesday	35.53	6.644		<1	2.339	9.522
3/30/2021	Tuesday	52.74	7.889		<1	2.070	4.955
3/31/2021	Wednesday	55.13	12.53		<1	2.016	4.261
4/6/2021	Tuesday	38.43	6.957		<1	2.615	6.139
4/7/2021	Wednesday	40.82	5.943		<1	2.512	5.204
4/13/2021	Tuesday	36.78	5.262	98.87	<1	2.429	5.198
4/14/2021	Wednesday	37.18	5.485		<1	2.495	15.71
4/20/2021	Tuesday	38.86	12.61		<1	2.338	6.962
4/21/2021	Wednesday	39.98	7.081		<1	2.038	6.421
4/27/2021	Tuesday	38.05	65.56		<1	2.628	12.99
4/28/2021	Wednesday	36.79	46.25		<1	2.209	11.97
5/4/2021	Tuesday	61.30	12.90	180.8	<1	1.425	6.393
5/5/2021	Wednesday	51.77	7.521		<1	1.859	6.834
5/11/2021	Tuesday	60.44	8.226		<1	1.599	7.959
5/12/2021	Wednesday	42.45	5.457		<1	1.707	12.48
5/18/2021	Tuesday	38.71	5.496		<1	2.115	18.04
5/19/2021	Wednesday	35.42	5.472		1.111	2.078	21.80
5/25/2021	Tuesday	33.27	5.444		<1	1.731	9.140
5/26/2021	Wednesday	45.80	8.848		<1	1.738	7.161
6/1/2021	Tuesday	59.33	9.496		<1	1.339	11.86
6/2/2021	Wednesday	40.72	5.615		<1	1.734	12.66
6/8/2021	Tuesday	44.35	<5	190.1	<1	1.891	14.36
6/9/2021	Wednesday	36.10	6.110		<1	1.753	11.89
6/15/2021	Tuesday	59.44	6.697		<1	1.403	4.654
6/16/2021	Wednesday	49.47	5.732		<1	1.589	10.47
6/22/2021	Tuesday	54.95	10.81		<1	1.479	13.73
6/23/2021	Wednesday	39.93	5.863		<1	1.646	8.467
6/29/2021	Tuesday	35.84	5.360		<1	1.660	10.22
6/30/2021	Wednesday	35.92	6.317		<1	1.678	8.573
7/6/2021	Tuesday	58.64	7.661		<1	1.528	4.650
7/7/2021	Wednesday	45.77	7.734		<1	1.531	5.334
7/13/2021	Tuesday	72.01	10.85	219.2	<1	1.374	4.817
7/14/2021	Wednesday	72.00	9.700		<1	1.371	4.537
7/20/2021	Tuesday	60.49	7.087		<1	1.574	6.277
7/21/2021	Wednesday	46.16	6.490		<1	1.447	6.147
7/27/2021	Tuesday	44.10	9.544		<1	2.360	6.705
7/28/2021	Wednesday	42.03	13.07		<1	1.915	7.732
8/3/2021	Tuesday	36.68	9.911	251.9	<1	2.097	8.481
8/4/2021	Wednesday	55.97	61.49		<1	2.026	6.632
8/10/2021	Tuesday	37.67	7.874		<1	1.861	6.901
8/11/2021	Wednesday	40.14	8.239		<1	2.156	7.552
8/17/2021	Tuesday	34.68	7.117		<1	1.982	5.665
8/18/2021	Wednesday	35.05	10.11		<1	1.822	6.133

Field's Point Effluent Metals Al - Mo 2021
all analyses in ppb

Date	Day of the Week	Total Eff Flow (MGD)	Al (ppb)	Fe (ppb)	Se (ppb)	As (ppb)	Mo (ppb)
8/24/2021	Tuesday	38.43	5.932		<1	1.491	4.561
8/25/2021	Wednesday	34.86	5.689		<1	1.533	5.937
8/31/2021	Tuesday	35.05	6.474		<1	1.748	6.194
9/1/2021	Wednesday	57.28	17.88		<1	1.430	4.944
9/7/2021	Tuesday	41.09	9.285		<1	1.832	5.182
9/8/2021	Wednesday	45.76	8.122		<1	1.967	5.838
9/14/2021	Tuesday	38.65	8.709	257.1	<1	2.026	6.573
9/15/2021	Wednesday	39.01	8.440		<1	1.921	5.663
9/22/2021	Wednesday	35.21	9.405		<1	1.847	8.420
9/23/2021	Thursday	37.65	8.687		<1	1.722	7.234
9/28/2021	Tuesday	39.58	10.22		<1	1.930	8.061
9/29/2021	Wednesday	33.90	10.06		<1	1.950	8.136
10/5/2021	Tuesday	54.49	23.68	675.6	<1	1.296	4.959
10/6/2021	Wednesday	50.48	16.19		<1	1.450	6.303
10/12/2021	Tuesday	35.51	10.78		<1	1.670	6.584
10/13/2021	Wednesday	35.92	9.937		<1	1.606	12.15
10/19/2021	Tuesday	33.94	10.03		<1	1.638	6.635
10/20/2021	Wednesday	33.20	26.46		<1	1.674	8.039
10/26/2021	Tuesday	71.00	16.39		<1	1.642	3.470
10/27/2021	Wednesday	65.43	11.06		<1	1.299	4.359
11/2/2021	Tuesday	54.40	8.984	139.2	<1	1.515	6.835
11/3/2021	Wednesday	41.09	8.776		<1	1.864	7.867
11/9/2021	Tuesday	37.36	5.686		<1	1.911	8.534
11/10/2021	Wednesday	36.32	5.712		<1	1.929	7.931
11/16/2021	Tuesday	43.33	6.911		<1	2.083	8.774
11/17/2021	Wednesday	41.41	6.048		<1	2.135	9.115
11/23/2021	Tuesday	37.51	7.372		<1	2.184	8.232
11/24/2021	Wednesday	37.64	7.825		<1	2.548	10.32
11/30/2021	Tuesday	35.32	7.835		<1	2.674	10.79
12/1/2021	Wednesday	38.01	7.314		<1	2.479	10.60
12/7/2021	Tuesday	35.91	7.710	108.9	<1	2.205	17.78
12/8/2021	Wednesday	35.83	8.077		<1	2.217	11.66
12/14/2021	Tuesday	32.24	<15		1.403	2.115	10.10
12/15/2021	Wednesday	37.23	<15		1.001	1.904	10.47
12/21/2021	Tuesday	32.23	7.979		1.313	2.151	12.08
12/22/2021	Wednesday	36.42	7.282		<1	1.893	15.39
12/28/2021	Tuesday	33.34	6.237		<1	1.997	17.45
12/29/2021	Wednesday	32.46	6.551		<1	2.018	12.95

Field's Point Monthly Average, Minimum, and Maximum Effluent Data 2021
all analyses in ppb

Date		Flow (MGD)	Cd	TTL Cr	Hex Cr	Cu	Pb	Hg(ppt)	Ni	Ag	Zn	CN
January	Average	43.43	0.02	1.43	10.00	2.83	0.30	1.21	10.65	0.02	20.95	5.43
	Minimum	34.91	0.02	0.87	10.00	2.50	0.30	1.21	9.31	0.02	16.32	4.00
	Maximum	67.52	0.03	2.26	10.00	3.24	0.34	1.21	13.07	0.03	27.85	7.78
February	Average	42.79	0.02	1.21	10.00	2.80	0.33	1.01	16.84	0.02	27.97	6.73
	Minimum	34.08	0.02	0.93	10.00	2.42	0.30	1.01	9.24	0.02	24.42	5.88
	Maximum	63.74	0.04	1.53	10.00	3.32	0.42	1.01	36.43	0.02	32.36	7.88
March	Average	41.40	0.02	1.26	10.00	2.63	0.32	1.00	12.01	0.02	27.19	5.15
	Minimum	33.93	0.02	1.07	10.00	2.02	0.30	1.00	8.20	0.02	21.18	4.00
	Maximum	61.95	0.03	1.73	10.00	3.31	0.42	1.00	17.51	0.03	38.72	6.42
April	Average	43.25	0.05	1.33	10.00	2.17	0.30	1.00	12.09	0.02	24.20	5.32
	Minimum	35.59	0.02	0.97	10.00	1.95	0.30	1.00	10.65	0.02	22.27	4.00
	Maximum	69.91	0.14	2.17	10.00	2.40	0.30	1.00	13.73	0.02	29.51	7.51
May	Average	43.81	0.02	1.04	10.00	2.29	0.33	2.03	8.37	0.02	20.13	4.82
	Minimum	31.32	0.02	0.77	10.00	1.89	0.30	2.03	6.39	0.02	17.07	4.17
	Maximum	67.18	0.02	1.51	10.00	2.69	0.44	2.03	9.85	0.02	23.06	5.80
June	Average	40.07	0.02	1.00	10.00	1.93	0.32	1.05	8.87	0.02	18.99	7.71
	Minimum	32.61	0.02	0.70	10.00	1.61	0.30	1.05	6.26	0.02	15.77	4.00
	Maximum	60.75	0.02	1.36	10.00	2.34	0.42	1.05	12.47	0.03	24.45	11.40
July	Average	56.04	0.02	0.82	10.00	1.80	0.34	1.01	7.36	0.02	13.40	4.85
	Minimum	35.68	0.02	0.66	10.00	1.23	0.30	1.01	5.33	0.02	11.20	4.00
	Maximum	76.24	0.02	1.05	10.00	2.50	0.41	1.01	9.13	0.02	18.44	7.16
August	Average	42.45	0.02	1.73	10.00	2.26	0.49	1.27	9.75	0.03	15.77	7.08
	Minimum	33.73	0.02	0.73	10.00	1.22	0.30	1.27	8.48	0.02	13.70	4.88
	Maximum	67.51	0.05	6.73	10.00	7.80	1.84	1.27	11.72	0.09	22.84	9.54
September	Average	43.81	0.02	0.85	10.00	1.69	0.39	1.80	8.73	0.02	12.85	5.46
	Minimum	31.48	0.02	0.64	10.00	1.25	0.33	1.80	6.87	0.02	10.49	4.49
	Maximum	71.63	0.02	1.04	10.00	2.64	0.61	1.80	10.45	0.03	17.85	8.06
October	Average	44.64	0.02	0.91	10.00	2.20	0.49	7.00	8.64	0.02	14.90	5.09
	Minimum	31.48	0.02	0.63	10.00	1.66	0.37	7.00	5.44	0.02	10.31	4.00
	Maximum	71.84	0.02	1.25	10.00	3.52	0.80	7.00	10.77	0.04	18.98	7.33
November	Average	44.50	0.02	1.06	10.00	2.05	0.30	3.35	9.17	0.02	22.04	4.66
	Minimum	35.06	0.02	0.82	10.00	1.68	0.30	3.35	7.83	0.02	20.16	4.00
	Maximum	69.44	0.02	1.44	10.00	2.51	0.33	3.35	10.26	0.02	23.67	5.65
December	Average	35.83	0.02	1.02	10.00	2.36	0.30	1.00	11.88	0.02	20.40	5.24
	Minimum	32.08	0.02	0.84	10.00	2.01	0.30	1.00	9.58	0.02	18.02	4.00
	Maximum	46.62	0.02	1.15	10.00	2.78	0.30	1.00	15.48	0.02	22.58	6.38

Field's Point Effluent Loading Summary 2021

Field's Point monthly mean effluent loading summary (lbs/month)

Monthly total loads calculated as: Monthly Total Effluent Flow (MG) * Average Daily Concentration (ppb) * Conversion Factor (0.00834).

Month	Total Monthly Eff Flow (MG)	Cd	Total Cr	Hex Cr	Cu	Pb	Hg	Ni	Ag	Zn	Total Cyanide	Total Metals*
January	1346.48	0.25	16.09	112.30	31.75	3.42	0.0136	119.62	0.24	235.25	60.99	406.63
February	1198.12	0.24	12.11	99.92	28.01	3.29	0.0101	168.28	0.21	279.49	67.21	491.63
March	1283.33	0.24	13.46	107.03	28.17	3.47	0.0107	128.50	0.22	291.04	55.10	465.11
April	1297.61	0.49	14.39	108.22	23.44	3.25	0.0108	130.78	0.22	261.89	57.55	434.47
May	1357.96	0.23	11.81	113.25	25.93	3.76	0.0230	94.82	0.23	227.95	54.60	364.74
June	1201.97	0.20	9.98	100.24	19.34	3.17	0.0105	88.88	0.21	190.38	77.32	312.18
July	1737.38	0.29	11.84	144.90	26.07	4.95	0.0146	106.60	0.29	194.11	70.24	344.17
August	1316.02	0.25	19.01	109.76	24.80	5.39	0.0139	107.05	0.31	173.13	77.71	329.96
September	1314.18	0.22	9.31	109.60	18.53	4.32	0.0197	95.68	0.23	140.83	59.81	269.14
October	1383.98	0.23	10.47	115.42	25.36	5.67	0.0808	99.71	0.28	171.95	58.72	313.76
November	1335.05	0.23	11.81	111.34	22.85	3.37	0.0373	102.05	0.22	245.38	51.89	385.94
December	1110.69	0.19	9.42	92.63	21.87	2.78	0.0093	110.03	0.19	188.95	48.57	333.43
Total (lbs/year)		3.05	149.68	1324.61	296.12	46.84	0.2544	1352.01	2.85	2600.34	739.70	

*Total Metals = Sum of Monthly Metals Loads (Cd, Cr, Cu, Pb, Hg, Ni, Ag, Zn)

Field's Point monthly mean effluent loading summary (lbs/day)

Average of daily loads – Each Daily load is calculated as: Daily Effluent Flow (MG) * Daily Concentration (ppb) * Conversion Factor (0.00834); the average of those loads is reported here.

Month	Mean Eff Flow (MGD)	Cd	Total Cr	Hex Cr	Cu	Pb	Hg	Ni	Ag	Zn	Total Cyanide	Total Metals*
January	43.43	0.01	0.48	3.72	0.96	0.10	0.0004	3.62	0.01	7.11	1.85	12.31
February	42.79	0.01	0.46	5.30	1.10	0.13	0.0005	6.03	0.01	10.91	2.63	18.66
March	41.40	0.01	0.42	3.47	0.88	0.11	0.0003	3.99	0.01	9.04	1.73	14.46
April	43.25	0.01	0.42	3.15	0.69	0.10	0.0003	3.87	0.01	7.73	1.71	12.83
May	43.81	0.01	0.38	5.11	0.89	0.13	0.0010	3.13	0.01	7.63	1.85	12.19
June	40.07	0.01	0.36	3.70	0.74	0.12	0.0004	3.27	0.01	7.21	2.87	11.72
July	56.04	0.01	0.37	6.01	0.84	0.16	0.0006	3.32	0.01	6.07	2.18	10.78
August	42.45	0.01	0.58	2.98	0.83	0.18	0.0004	3.14	0.01	5.22	2.32	9.97
September	43.81	0.01	0.29	3.22	0.59	0.14	0.0006	2.94	0.01	4.41	1.86	8.38
October	44.64	0.01	0.37	3.69	0.90	0.20	0.0032	3.20	0.01	5.95	1.98	10.63
November	44.50	0.01	0.36	4.54	0.69	0.10	0.0015	3.07	0.01	7.41	1.57	11.64
December	35.83	0.01	0.30	2.99	0.69	0.09	0.0003	3.43	0.01	5.93	1.52	10.44

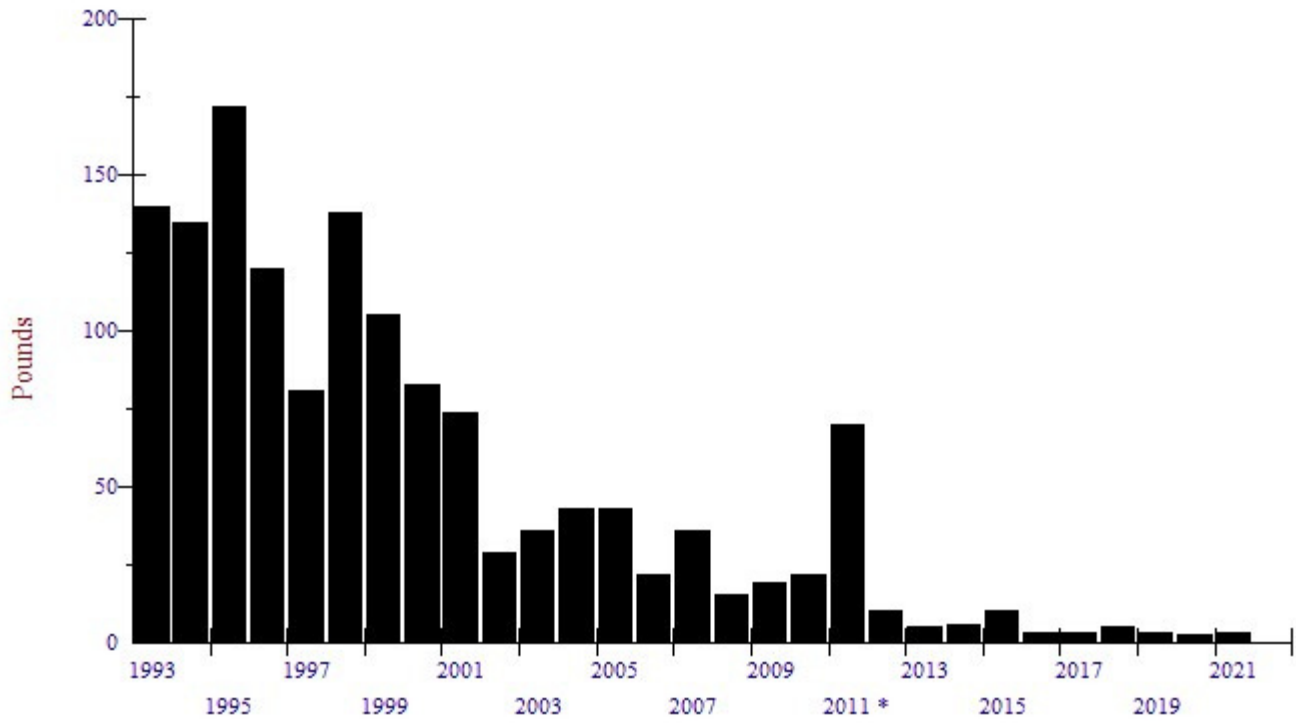
*Total Metals = Sum of Monthly Average Metals Concentrations (Cd, Cr, Cu, Pb, Hg, Ni, Ag, Zn)

Field's Point Effluent Loading Data
Effluent loading (lbs/year)

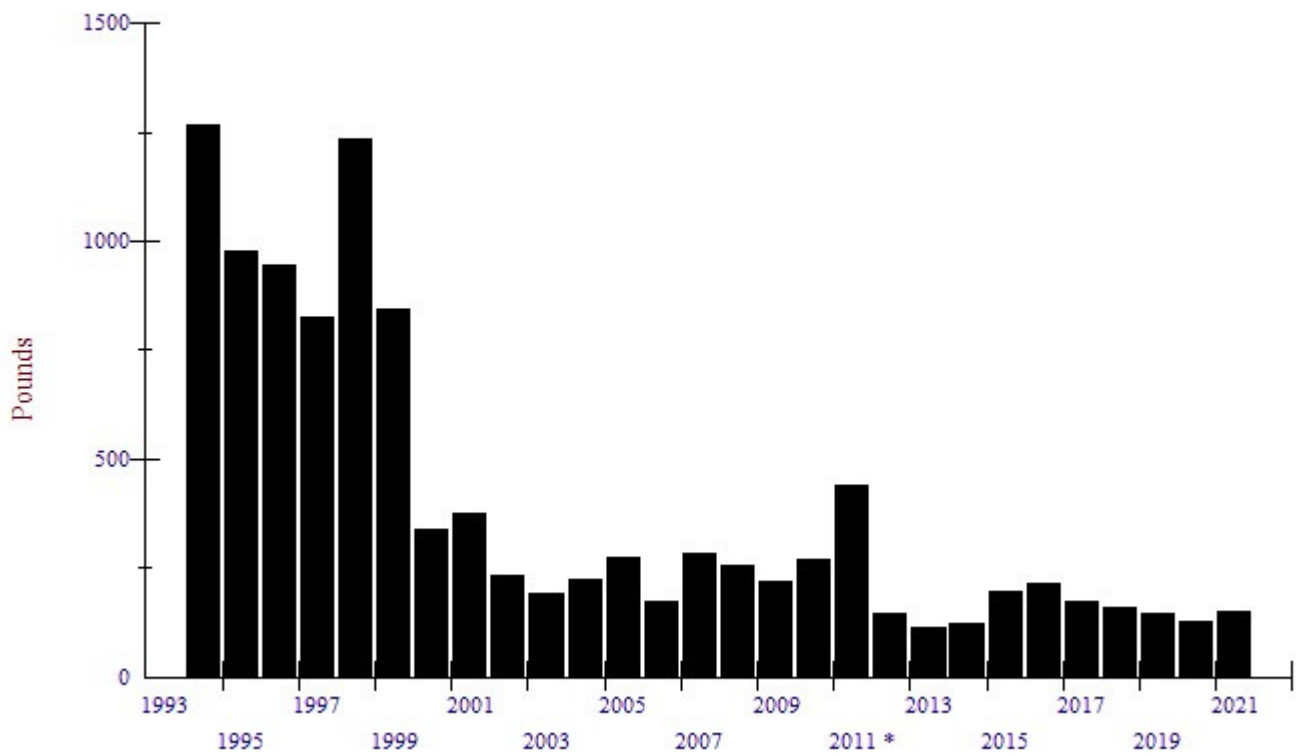
Year	Cadmium	Chromium	Copper	Lead	Mercury	Nickel	Silver	Zinc
1993	140		10831	1699	28.10	25289	634	11347
1994	135	1266	9132	1372	47.82	18134	636	13324
1995	172	975	4598	889	43.07	15045	529	9348
1996	120	945	5218	616	15.70	14416	500	9552
1997	81	827	4393	727	13.14	13819	341	8585
1998	138	1236	3960	883	18.98	9797	396	9011
1999	105	844	3371	562	18.25	8338	337	7689
2000	83	340	2670	704	13.14	8369	253	9345
2001	74	377	3458	515	13.71	6595	212	6981
2002	29	232	2050	283	3.69	3774	179	5031
2003	36	190	1968	268	2.92	4838	184	6076
2004	43	222	1564	338	4.53	5694	132	4171
2005	43	274	1289	329	3.76	3062	103	4117
2006	22	174	1443	194	2.12	3199	71	4290
2007	36	282	1,632	382	0.97	2,505	62	3934
2008	15	257	1667	185	1.00	2282	64	3870
2009	19	220	1642	177	0.88	2640	34	3782
2010	22	271	1505	184	2.46	2518	23	3818
2011 *	70	438	1224	410	0.64	2863	76	4022
2012	10	144	465	73	0.38	1900	12	2445
2013	5	114	279	279	0.38	1452	7	2523
2014	6	123	313	59	0.39	1682	6	2637
2015	10	194	330	52	0.42	1503	5	2786
2016	3	214	290	45	0.38	1855	4	3242
2017	3	172	329	51	0.36	1781	4	3447
2018	5	157	434	62	0.34	2370	5	4303
2019	3	144	317	53	0.33	1939	4	3363
2020	3	126	285	42	0.25	1379	3	2809
2021	3	150	296	47	0.25	1352	3	2600

* In 2011, several samples for Cd, Cr, Pb, and Ag had to be analyzed on equipment with higher detection limits, resulting in an increase in loadings that was not actually reflective of what was being discharged at Field's Point.

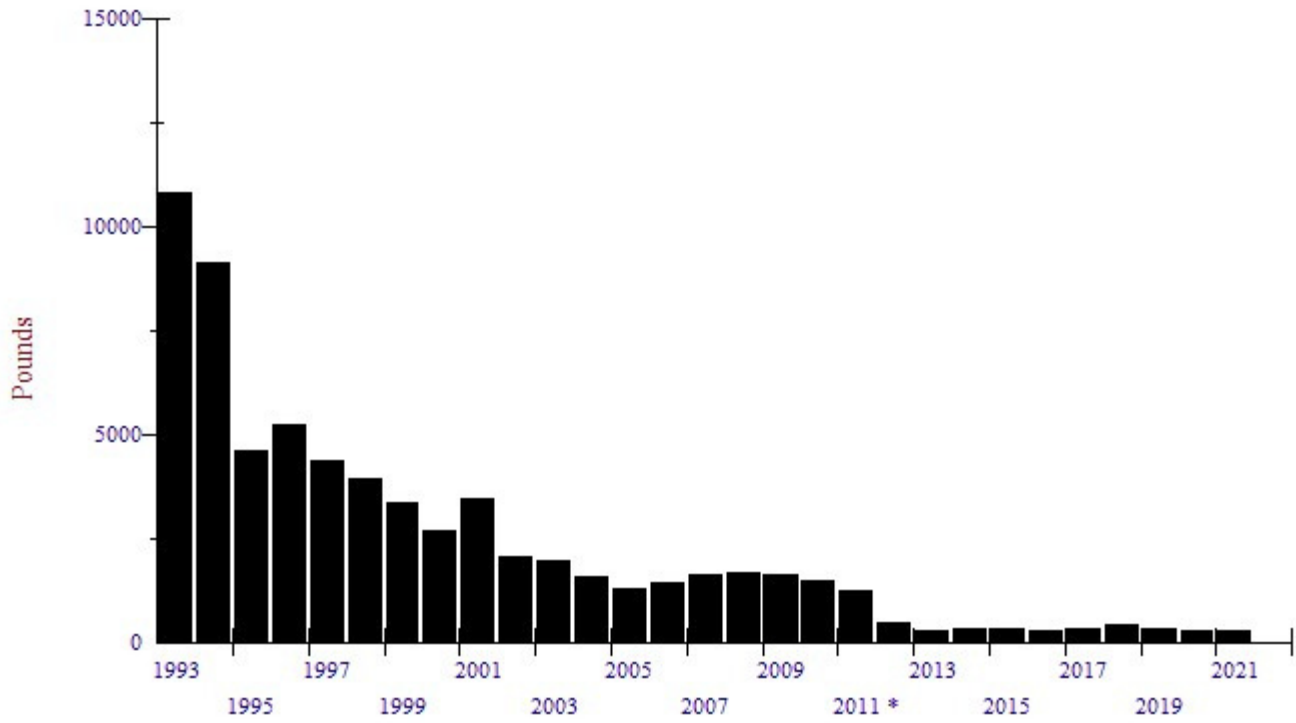
Field's Point Effluent Cadmium Loading



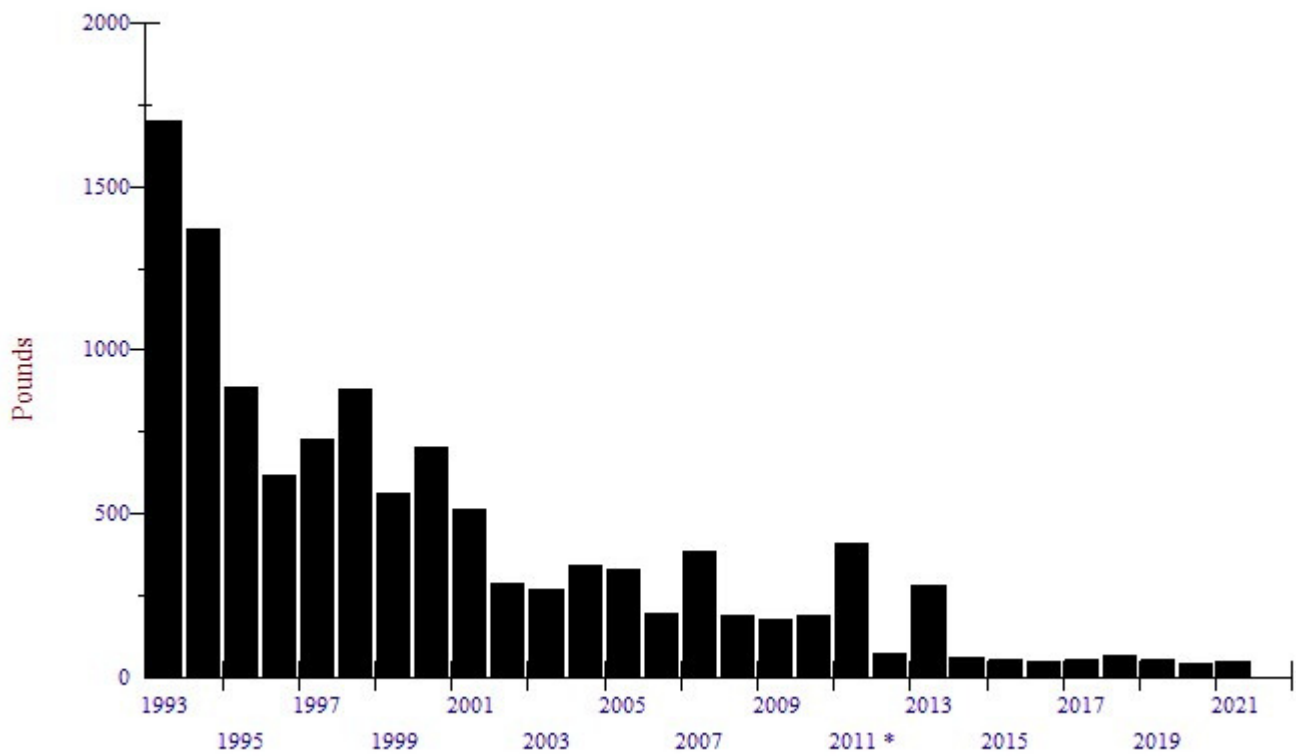
Field's Point Effluent Chromium Loading



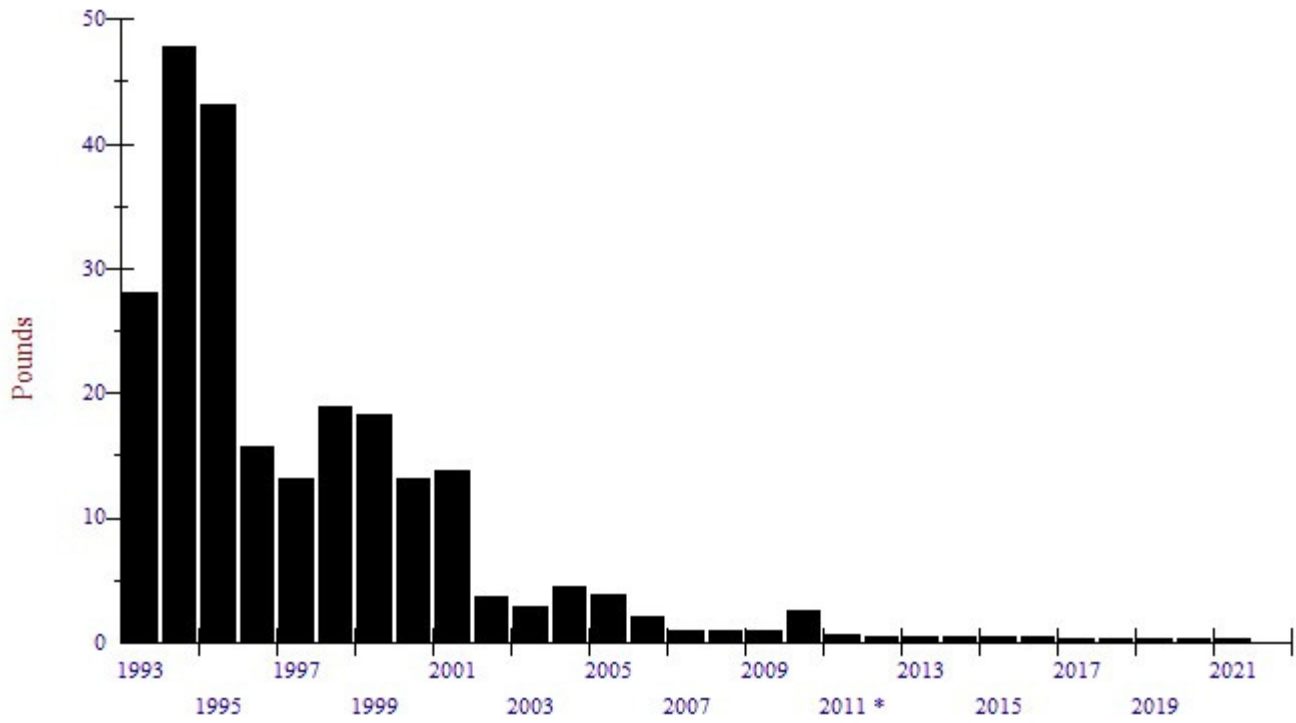
Field's Point Effluent Copper Loading



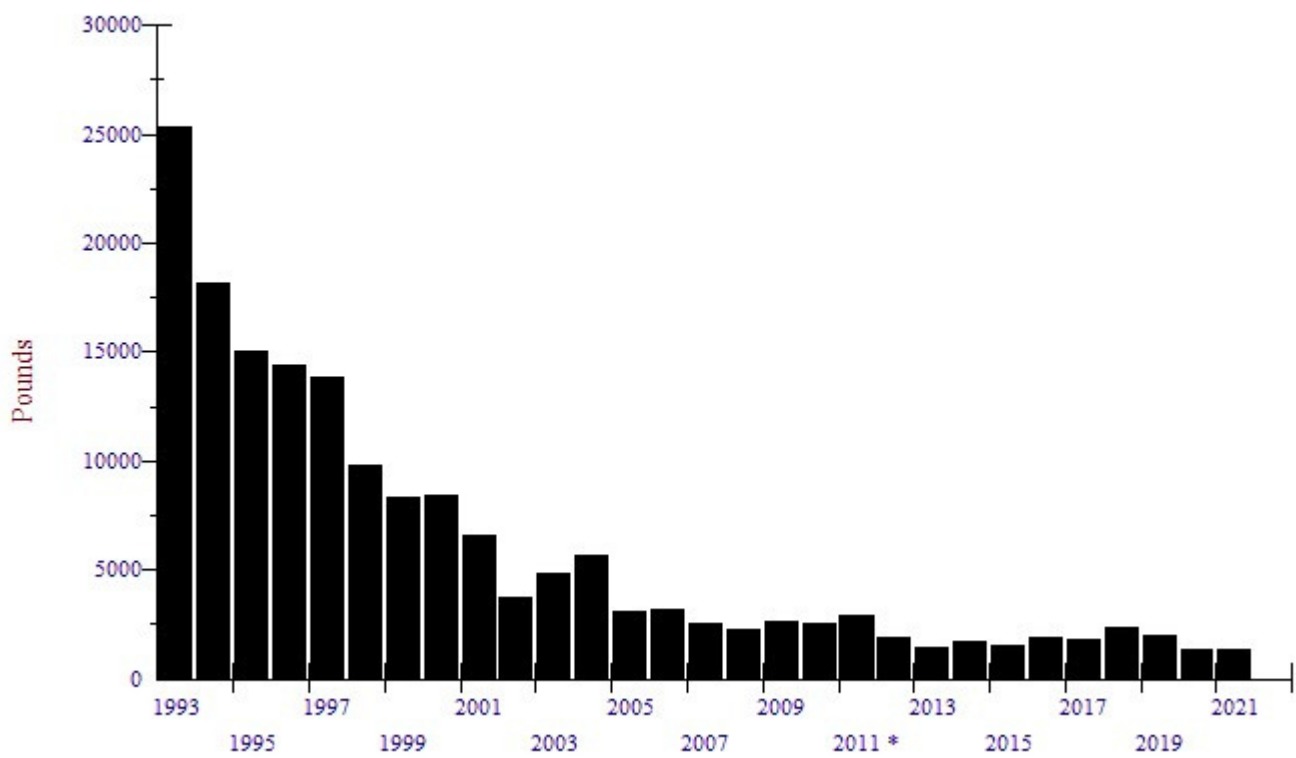
Field's Point Effluent Lead Loading



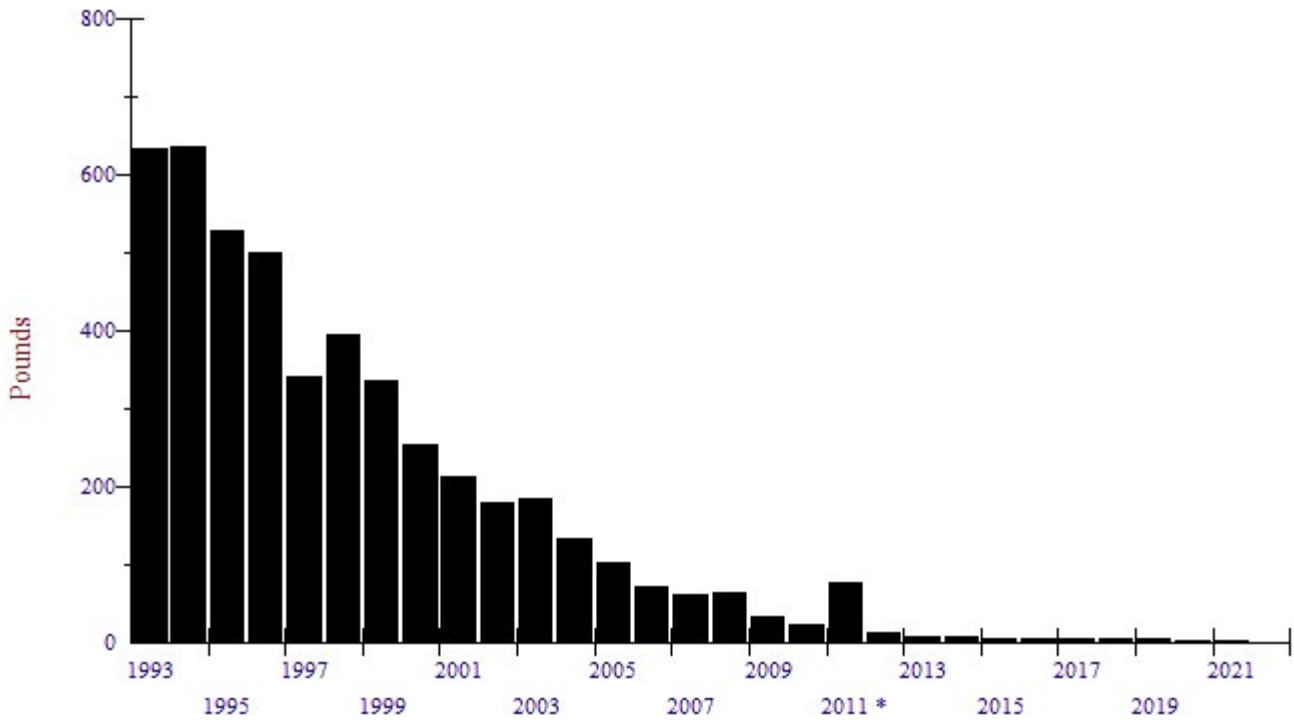
Field's Point Effluent Mercury Loading



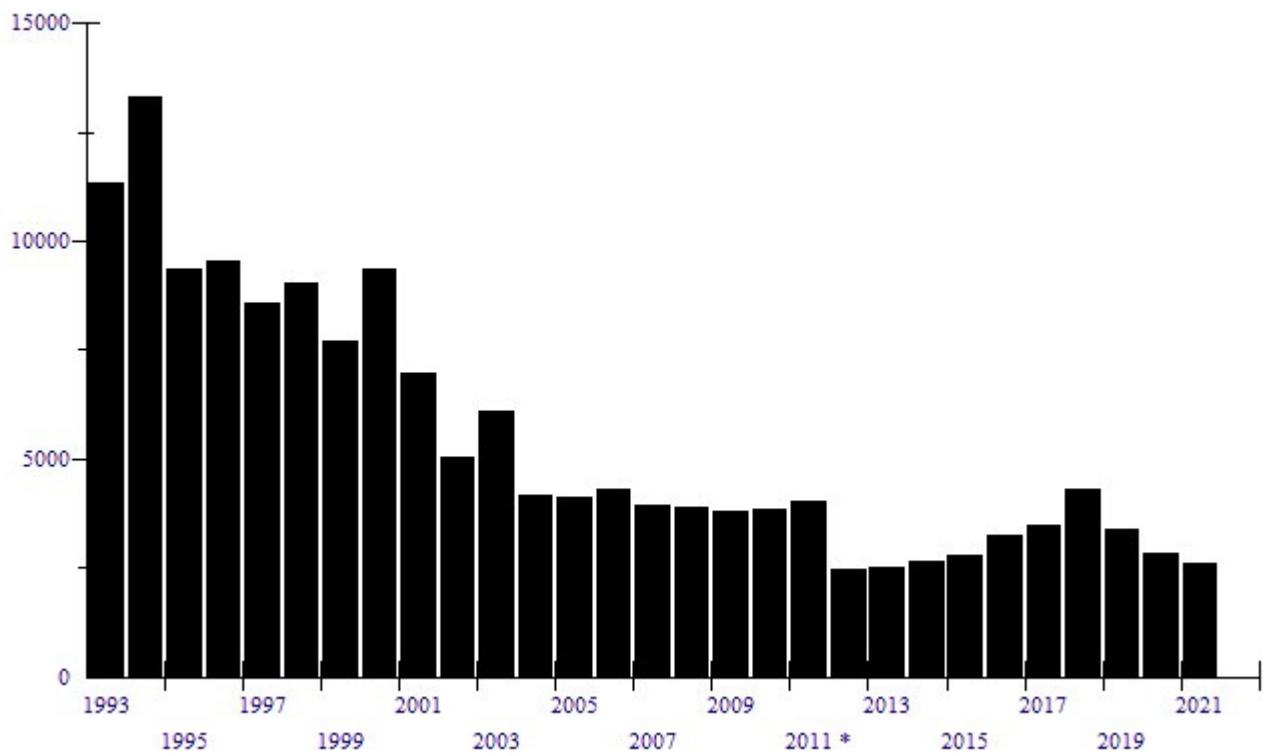
Field's Point Effluent Nickel Loading



Field's Point Effluent Silver Loading



Field's Point Effluent Zinc Loading



***EFFLUENT DISSOLVED
METALS DATA***

FIELD'S POINT

Field's Point Dissolved Metals 2021
all analyses in ppb

MDL = method detection limit

Date	Cd	Cd MDL	Cr	Cr MDL	Cu	Cu MDL	Pb	Pb MDL	Ni	Ni MDL	Ag	Ag MDL	Zn	Zn MDL	Al	Al MDL	Fe	Fe MDL
01/05/2021	<0.020	0.02	1.269	0.30	2.280	0.30	<0.300	0.30	9.092	0.30	<0.020	0.02	16.69	5.00	<5	5.00	53.49	5.00
02/02/2021	0.02195	0.02	0.9018	0.30	2.818	0.30	<0.300	0.30	9.882	0.30	<0.020	0.02	30.47	5.00	5.357	5.00	84.41	5.00
03/02/2021	0.02238	0.02	1.345	0.30	3.039	0.30	<0.300	0.30	17.50	0.30	<0.020	0.02	26.91	5.00	<5	5.00	59.51	5.00
04/13/2021	<0.020	0.02	1.164	0.30	2.114	0.30	<0.300	0.30	11.88	0.30	<0.020	0.02	23.31	5.00	<5	5.00	58.92	5.00
05/04/2021	<0.020	0.02	0.7120	0.30	2.111	0.30	<0.300	0.30	6.336	0.30	<0.020	0.02	23.54	5.00	7.526	5.00	47.94	5.00
06/08/2021	<0.020	0.02	1.308	0.30	2.387	0.30	<0.300	0.30	11.62	0.30	<0.020	0.02	18.51	5.00	<5	5.00	41.80	5.00
07/13/2021	<0.020	0.02	0.8209	0.30	1.655	0.30	<0.300	0.30	6.325	0.30	<0.020	0.02	11.83	5.00	5.463	5.00	36.90	5.00
08/03/2021	<0.020	0.02	6.162	0.30	1.510	0.30	<0.300	0.30	10.77	0.30	<0.020	0.02	13.59	5.00	<5	5.00	46.87	5.00
09/14/2021	<0.020	0.02	1.063	0.30	1.143	0.30	<0.300	0.30	8.779	0.30	<0.020	0.02	13.22	5.00	<5	5.00	54.62	5.00
10/05/2021	<0.020	0.02	1.078	0.30	2.080	0.30	<0.300	0.30	7.512	0.30	<0.020	0.02	10.04	5.00	<5	5.00	42.50	5.00
11/02/2021	<0.020	0.02	0.9072	0.30	1.639	0.30	<0.300	0.30	7.843	0.30	<0.020	0.02	22.68	5.00	<5	5.00	42.27	5.00
12/07/2021	<0.020	0.02	1.304	0.30	2.563	0.30	<0.300	0.30	10.62	0.30	<0.020	0.02	21.84	5.00	<5	5.00	63.55	5.00

	Cd	Cr	Cu	Pb	Ni	Ag	Zn	Al	Fe
yearly average concentration	<0.02	1.50	2.11	<0.30	9.85	<0.02	19.39	<5.28	52.73
yearly median concentration	<0.02	1.12	2.11	<0.30	9.49	<0.02	20.18	<5.00	50.72
yearly minimum concentration	<0.020	0.7120	1.143	<0.300	6.325	<0.020	10.04	<5	36.90
yearly maximum concentration	0.02238	6.162	3.039	<0.300	17.50	<0.020	30.47	7.526	84.41

BIOASSAY DATA

FIELD'S POINT

Field's Point WWTF Bioassay Results - 2021

Field's Point WWTF Bioassay Results - 2021						
<i>Americamysis bahia</i>						
Acute	1st Quarter, 2021			2nd Quarter, 2021		
Test	Result (%)	(%)	Pass Y/N	Result (%)	(%)	Pass Y/N
LC 50	>100	>100	Y	>100	>100	Y
A-NOEC	100	N/A**	N/A	100	N/A**	N/A
	3rd Quarter, 2021			4th Quarter, 2021		
Test	Result (%)	(%)	Pass Y/N	Result (%)	(%)	Pass Y/N
LC 50	>100	>100	Y	>100	>100	Y
A-NOEC	100	N/A**	N/A	100	N/A**	N/A

* NOTE - % indicates Percent Effluent

** No permit limit exists for A-NOEC

LC 50 LC 50 is the effluent concentration that causes 50% mortality during the acute toxicity

A-NOEC No observable effect concentration: Highest concentration of the effluent in which 90% or more of the test animals survive

Acute Test Continuous exposure to effluent for 48 hours

NC Not Calculated

Field's Point WWTF Bioassay Results - 2021						
<i>Arbacia punctulata</i>						
Chronic	1st Quarter, 2021			2nd Quarter, 2021		
Test	Result (%)	Permit Limit Required	Pass Y/N	Result (%)	Permit Limit Required	Pass Y/N
C-NOEC	100	monitoring: No Limit	N/A	100	monitoring: No Limit	N/A
	3rd Quarter, 2021			4th Quarter, 2021		
Test	Result (%)	Permit Limit Required	Pass Y/N	Result (%)	Permit Limit Required	Pass Y/N
C-NOEC	50	monitoring: No Limit	N/A	25	monitoring: No Limit	N/A

* NOTE - % indicates Percent Effluent

C-NOEC Highest concentration of effluent with no observed effect on fertilization rates

Chronic test Tests for sublethal effects of effluent on specifically on fertilization rates of *A. punctulata* eggs. Exposure rate is 60 minutes

OIL AND GREASE DATA

FIELD'S POINT

Oil & Grease Data 2021

Field's Point Oil & Grease 2021

Date	Influent Flow	Effluent Flow	Influent Average	Effluent Average
	MGD	MGD	ppm	ppm
1/5/2021	43.46	43.46	20.06	<4.000
2/2/2021	63.49	63.49	15.78	<4.000
3/2/2021	41.56	41.56	16.86	<4.000
4/13/2021	36.78	36.78	22.89	<4.000
5/4/2021	61.30	61.30	17.11	<4.000
6/8/2021	44.35	44.35	20.16	<4.000
7/13/2021	72.01	72.01	8.84	<4.000
8/3/2021	36.68	36.68	12.54	<4.000
9/14/2021	38.65	38.65	20.29	<4.000
10/5/2021	54.49	54.49	18.00	1.300
11/2/2021	54.40	54.40	13.69	<4.000
12/7/2021	35.91	35.91	19.34	<4.000

***CBOD, TSS, ENTEROCOCCI,
AND FECAL COLIFORM DATA***

FIELD'S POINT

Field's Point 2021 Wastewater Treatment Plant TSS, CBOD, Enterococci, and Fecal Coliform Data

Date	Final Effluent Flow (MGD)	Effluent Enterococci Bacteria (MPN/100mL)	Effluent Fecal Coliform Bacteria (MPN/100mL)	Influent Flow (MGD)	Raw Influent TSS (mg/L)	Raw Influent CBOD (mg/L)	Final Effluent TSS (mg/L)	Final Effluent CBOD (mg/L)
1/1/2021	55.24	7.1	6.8	55.24	51	113.52	2.2500	<2
1/2/2021	47.14	5.0	2.0	47.14	73	101.64	2.7000	<2
1/3/2021	48.53	7.1	2.0	48.53	97	109.65	3.0500	2.34
1/4/2021	44.02	12.4	2.0	44.02	101	126.40	2.4000	<2
1/5/2021	43.46	7.1	2.0	43.46	103.50	124.26	2.8000	2.23
1/6/2021	44.73	10.5	3.0	44.73	116	136.06	3.2500	2.40
1/7/2021	42.01	5.0	2.0	42.01	118.50	150.31	3.0500	2.19
1/8/2021	39.00	5.0	2.0	39.00	103	130.80	2.5500	2.13
1/9/2021	41.19	8.8	2.0	41.19	96	112.48	2.3000	2.21
1/10/2021	38.68	17.8	2.0	38.68	108	143.14	2.8500	2.40
1/11/2021	37.36	11.4	2.0	37.36	121	146.25	2.4500	2.40
1/12/2021	44.55	10.0	2.0	44.55	148.50	154.85	3.9000	2.88
1/13/2021	37.64	6.3	2.0	37.64	143	143.26	3.4000	2.83
1/14/2021	38.16	5.0	2.0	38.16	121.50	142.56	2.8000	2.51
1/15/2021	46.11	5.0	2.0	46.11	129	158.19	3.4000	2.17
1/16/2021	67.52	25.4	2.0	67.52	75	72.80	4.7429	2.93
1/17/2021	65.23	11.4	2.0	65.23	65	104.28	3.6000	3.16
1/18/2021	63.72	25.5	2.0	63.72	81	107.33	3.5000	2.54
1/19/2021	39.77	10.0	2.0	39.77	99.500	151.76	3.2000	2.54
1/20/2021	40.88	18.7	2.0	40.88	101.50	143.45	2.8000	2.36
1/21/2021	41.53	7.1	2.0	41.53	112	138.10	3.1000	2.06
1/22/2021	38.73	11.4	2.0	38.73	92	142.09	2.8500	2.09
1/23/2021	38.02	8.8	2.0	38.02	108	141.54	3.3000	2.51
1/24/2021	38.78	22.9	2.0	38.78	108.50	143.23	3.5333	2.36
1/25/2021	38.79	22.9	2.0	38.79	163.50	151.29	3.2500	2.58
1/26/2021	37.34	10.1	2.0	37.34	160	153.70	3.1500	2.52
1/27/2021	39.75	9.2	2.0	39.75	122.50	155.14	3.0500	2.56
1/28/2021	37.05	5.0	2.0	37.05	131.50	177.46	4.1500	2.25
1/29/2021	34.91	10.0	2.0	34.91	102	160.79	3.2500	2.47
1/30/2021	35.12	5.0	2.0	35.12	114	141.34	3.4000	2.68
1/31/2021	41.52	5.0	2.0	41.52	125	163.67	4.0500	2.72
2/1/2021	51.68	47.1	2.0	51.68	159	217.28	3.6000	3.08
2/2/2021	63.49	148.1	2.0	63.49	81	107.56	9.3913	5.30
2/3/2021	40.45	27.3	3.7	40.45	103	142.18	4.8000	2.62
2/4/2021	36.60	5.0	6.1	36.60	107	177.33	3.3500	2.56
2/5/2021	38.82	5.0	2.0	38.82	111	162.80	2.5000	2.23
2/6/2021	38.68	5.0	2.0	38.68	116	147.08	3.7000	2.65
2/7/2021	38.79	5.0	4.5	38.79	135	156.94	3.1500	2.04
2/8/2021	37.29	13.7	4.5	37.29	122	155.84	4.2500	6.07
2/9/2021	36.91	5.0	4.5	36.91	131	180.17	3.2500	2.40
2/10/2021	36.16	7.2	3.0	36.16	123	169.46	3.6500	2.44
2/11/2021	39.15	7.1	2.0	39.15	125	156.20	3.4000	2.27
2/12/2021	34.08	5.0	2.0	34.08	107	153.39	2.6500	2.28
2/13/2021	34.69	12.2	2.0	34.69	121	149.10	2.9500	2.57
2/14/2021	36.37	10.1	23.0	36.37	149.50	152.87	2.4000	2.58
2/15/2021	38.00	10.0	2.0	38.00	135	186.89	3.4500	2.51
2/16/2021	63.74	51.4	4.5	63.74	145	133.66	4.0526	2.94
2/17/2021	47.81	29.0	2.0	47.81	91	135.93	2.8000	2.70

Field's Point 2021 Wastewater Treatment Plant TSS, CBOD, Enterococci, and Fecal Coliform Data

Date	Final Effluent Flow (MGD)	Effluent Enterococci Bacteria (MPN/100mL)	Effluent Fecal Coliform Bacteria (MPN/100mL)	Influent Flow (MGD)	Raw Influent TSS (mg/L)	Raw Influent CBOD (mg/L)	Final Effluent TSS (mg/L)	Final Effluent CBOD (mg/L)
2/18/2021	38.35	5.0	2.0	38.35	125.50	224.65	3.0500	2.15
2/19/2021	39.01	5.0	2.0	39.01	122.50	175.13	2.5500	2.38
2/20/2021	39.83	5.0	2.0	39.83	101	133.52	3.9000	2.59
2/21/2021	38.81	19.4	2.0	38.81	123	185.82	3.7000	2.69
2/22/2021	56.16	15.5	2.0	56.16	125	173.31	3.3500	2.52
2/23/2021	46.39	19.6	2.0	46.39	101	187.20	3.2500	2.66
2/24/2021	40.45	19.6	2.0	40.45	112	160.84	2.8500	3
2/25/2021	38.50	5.0	2.0	38.50	131	194.88	2.8500	2.99
2/26/2021	41.16	8.8	2.0	41.16	104	154.22	3.5500	2.93
2/27/2021	55.74	10.0	2.0	55.74	106	124.70	3.0500	3.04
2/28/2021	51.01	45.7	2.0	51.01	114	138.31	3.1500	2.28
3/1/2021	48.31	15.6	2.0	48.31	99	133.23	3.3500	2.35
3/2/2021	41.56	7.1	2.0	41.56	104	161.97	4.7500	3.29
3/3/2021	41.62	10.9	2.0	41.62	103.50	136.04	3.0500	2.69
3/4/2021	44.82	7.1	2.0	44.82	120.50	143.70	2.4500	2.36
3/5/2021	40.09	11.4	2.0	40.09	102	153.30	3.2000	2.64
3/6/2021	40.06	10.1	2.0	40.06	128	162.28	3.5500	2.75
3/7/2021	39.38	22.1	2.0	39.38	147	171.91	3.4500	2.72
3/8/2021	39.32	20.7	2.0	39.32	134	178.75	4.5500	2.91
3/9/2021	36.68	15.5	2.0	36.68	135.50	154.07	3.7500	2.82
3/10/2021	38.08	11.6	2.0	38.08	124.50	176.93	4.3500	3.16
3/11/2021	38.12	5.0	2.0	38.12	143.50	169.65	3.2000	2.99
3/12/2021	35.77	7.1	2.0	35.77	126	155.08	3.6500	3.08
3/13/2021	33.96	8.8	2.0	33.96	129	190.82	3.6000	2.93
3/14/2021	35.78	11.4	2.0	35.78	91.500	146.72	3.7500	2.98
3/15/2021	36.64	12.5	2.0	36.64	156.50	177.91	4.8000	2.60
3/16/2021	33.93	21.7	2.0	33.93	145.50	189.59	3.7500	3.22
3/17/2021	34.90	6.3	2.0	34.90	156	177.74	3.5000	3.05
3/18/2021	53.65	23.1	2.0	53.65	195	143.44	6.3333	3.69
3/19/2021	47.14	8.8	2.0	47.14	91	140.70	4.8500	2.81
3/20/2021	43.51	7.1	2.0	43.51	107	189.01	3.9500	3.07
3/21/2021	34.45	5.0	2.0	34.45	118	150.60	3.6500	2.15
3/22/2021	36.51	10.0	2.0	36.51	148	151.51	3.8500	3.36
3/23/2021	34.60	7.1	2.0	34.60	126.50	159.40	3.1000	3.20
3/24/2021	35.53	7.2	2.0	35.53	156	164.41	3.0500	3.57
3/25/2021	37.84	7.1	2.0	37.84	143	154.67	3	3.28
3/26/2021	34.99	5.0	2.0	34.99	151	182.02	3.9000	3.52
3/27/2021	35.63	8.8	2.0	35.63	172	175.30	3.5500	3.47
3/28/2021	60.64	12.5	2.0	60.64	132.50	109.75	4.3000	3.39
3/29/2021	61.95	10.0	2.0	61.95	77	95.41	5.1500	2.90
3/30/2021	52.74	10.1	2.0	52.74	88	116.26	3.1500	2.62
3/31/2021	55.13	6.3	2.0	55.13	125.50	123.91	4.9500	3.84
4/1/2021	62.39	5.0	4.5	62.39	69	116.35	4.6500	3.27
4/2/2021	61.64	5.0	2.0	61.64	68	115.16	3.8500	2.51
4/3/2021	40.95	5.0	2.0	40.95	94	170.66	3.1000	3.23
4/4/2021	40.79	5.0	2.0	40.79	104	152.63	3	3.14
4/5/2021	41.45	7.1	2.0	41.45	125	154.63	2.8000	2.83
4/6/2021	38.43	5.0	2.0	38.43	124	166.29	2.8000	2.66
4/7/2021	40.82	7.3	2.8	40.82	135	168.43	2.8500	2.81
4/8/2021	38.71	5.0	2.0	38.71	121	162.47	3.0500	3.31
4/9/2021	37.87	5.0	2.0	37.87	132	175.63	<2	2.70

Field's Point 2021 Wastewater Treatment Plant TSS, CBOD, Enterococci, and Fecal Coliform Data

Date	Final Effluent Flow (MGD)	Effluent Enterococci Bacteria (MPN/100mL)	Effluent Fecal Coliform Bacteria (MPN/100mL)	Influent Flow (MGD)	Raw Influent TSS (mg/L)	Raw Influent CBOD (mg/L)	Final Effluent TSS (mg/L)	Final Effluent CBOD (mg/L)
4/10/2021	37.65	5.0	2.0	37.65	125	157	<2	3.07
4/11/2021	39.75	8.8	2.0	39.75	115	151.97	2.1500	2.33
4/12/2021	35.59	5.0	2.0	35.59	126.50	165.54	2.6000	2.53
4/13/2021	36.78	7.1	2.0	36.78	144	161.26	2.5500	2.29
4/14/2021	37.18	6.3	2.8	37.18	150.50	186.96	2.4500	2.57
4/15/2021	54.80	7.1	2.0	54.80	185	166.11	4.1000	3.52
4/16/2021	69.91	7.1	2.0	69.91	74	101.62	3.9333	3.52
4/17/2021	54.15	5.0	2.0	54.15	79	133.81	3.5000	3.95
4/18/2021	40.00	7.1	2.0	40.00	88	117.02	2.9500	2.08
4/19/2021	40.46	5.0	2.0	40.46	110.50	149.52	2.2500	3.21
4/20/2021	38.86	5.0	2.0	38.86	121	155.45	2.5500	2.28
4/21/2021	39.98	7.3	3.0	39.98	143	173.77	2.2000	2.10
4/22/2021	39.19	5.0	13.0	39.19	116.50	151.10	2.0500	2.52
4/23/2021	37.01	7.1	2.0	37.01	119.50	176.18	<2	2.26
4/24/2021	39.11	5.0	2.0	39.11	126	179.40	<2	2.31
4/25/2021	56.93	5.0	2.0	56.93	115	145.70	2.9500	2.55
4/26/2021	38.47	5.0	2.0	38.47	109	163.28	<2	2.27
4/27/2021	38.05	5.0	2.0	38.05	120.50	170.53	2.6000	2.73
4/28/2021	36.79	5.0	2.0	36.79	126	169.34	<2	3.34
4/29/2021	46.15	5.0	4.0	46.15	133.50	161.79	2.8000	2.63
4/30/2021	37.75	7.1	2.0	37.75	131	216.12	2.8500	2.78
5/1/2021	35.90	7.1	2.0	35.90	113	169.64	2.5500	3.08
5/2/2021	37.46	5.0	2.0	37.46	129	148.21	2.3000	3.05
5/3/2021	49.34	7.1	2.0	49.34	185	164.77	4.2500	2.74
5/4/2021	61.30	16.0	4.5	61.30	84	108.75	4.6667	3.48
5/5/2021	51.77	5.0	5.9	51.77	104.50	150.28	2.9000	2.34
5/6/2021	39.50	5.0	2.0	39.50	123.50	179.25	2.6000	2.49
5/7/2021	37.95	5.0	4.0	37.95	120	181.54	2.3500	2.38
5/8/2021	36.93	7.1	2.0	36.93	120	164.89	2.3936	2.07
5/9/2021	47.46	10.1	2.0	47.46	130	147.88	5.3290	2.54
5/10/2021	60.36	5.0	2.0	60.36	87	115.04	3.3000	2.39
5/11/2021	60.44	5.0	4.0	60.44	76	120.70	3.9500	2.61
5/12/2021	42.45	5.0	2.0	42.45	108.50	170.49	2.7000	2.41
5/13/2021	39.41	5.0	2.0	39.41	113.50	168.75	3.1000	2.71
5/14/2021	37.49	5.0	7.8	37.49	132	202.57	3.2222	3.07
5/15/2021	36.91	5.0	2.0	36.91	108	164.55	3.1000	2.85
5/16/2021	38.72	5.0	2.0	38.72	108	141.51	3.6000	2.79
5/17/2021	32.28	5.0	2.0	32.28	146.50	191.49	3.8500	3.15
5/18/2021	38.71	10.3	2.6	38.71	114	176.90	3.2000	2.63
5/19/2021	35.42	6.3	2.0	35.42	151	184.16	2.9500	3.12
5/20/2021	37.62	5.0	2.0	37.62	146.50	192.61	3.1500	3.40
5/21/2021	31.32	5.0	2.0	31.32	137	208.88	3.2000	3.49
5/22/2021	36.37	5.0	2.0	36.37	128	190.40	2.8000	3.17
5/23/2021	35.59	5.0	2.0	35.59	120	182.59	2.5500	3.72
5/24/2021	33.66	5.0	4.5	33.66	163.50	216.04	2.5000	2.61
5/25/2021	33.27	5.0	2.0	33.27	170.50	203.36	2.6500	3.19
5/26/2021	45.80	5.0	3.7	45.80	230	212.01	4.9000	4.47
5/27/2021	35.56	7.1	2.0	35.56	121.50	191.69	3.6000	3.99
5/28/2021	54.94	7.1	2.0	61.79	175.50	179.81	5.8333	3.72
5/29/2021	61.61	24.7	79.0	59.59	77	130.96	24.615	7.46
5/30/2021	67.18	5.0	2.0	67.18	78	125.59	4.1000	2.54

Field's Point 2021 Wastewater Treatment Plant TSS, CBOD, Enterococci, and Fecal Coliform Data

Date	Final Effluent Flow (MGD)	Effluent Enterococci Bacteria (MPN/100mL)	Effluent Fecal Coliform Bacteria (MPN/100mL)	Influent Flow (MGD)	Raw Influent TSS (mg/L)	Raw Influent CBOD (mg/L)	Final Effluent TSS (mg/L)	Final Effluent CBOD (mg/L)
5/31/2021	65.24	7.1	2.0	65.24	75.500	105	3.3000	4.39
6/1/2021	59.33	16.0	25.8	59.33	87.500	133.46	8.3333	6.68
6/2/2021	40.72	5.0	2.0	40.72	117.50	148.01	2.2500	3.95
6/3/2021	38.79	5.0	2.0	38.79	144	169.47	<2	4.48
6/4/2021	43.58	5.0	2.0	43.58	149	165.44	3.2500	4.17
6/5/2021	37.94	5.0	2.0	37.94	87	160.05	<2	4.96
6/6/2021	38.48	5.0	2.0	38.48	97	138.25	<2	5.75
6/7/2021	34.00	5.0	2.0	34.00	166.50	196.29	<2	5.02
6/8/2021	44.35	5.0	2.0	44.35	157.50	156.61	2.8500	4.59
6/9/2021	36.10	5.0	2.0	36.10	130.50	176.53	3.0500	5.08
6/10/2021	36.48	5.0	2.0	36.48	155.50	191.75	24.500	9
6/11/2021	34.20	5.0	7.8	34.20	157	183.95	3.0500	4.11
6/12/2021	37.43	7.1	2.0	37.43	118	156.82	3.1500	3.53
6/13/2021	38.82	5.0	2.0	38.82	108	134.71	2.9000	4.07
6/14/2021	60.75	5.0	2.0	60.75	119	118.27	7.1667	4.43
6/15/2021	59.44	5.0	2.0	59.44	112.50	131.58	3.7500	3.63
6/16/2021	49.47	5.0	7.6	49.47	99.500	144.07	3.1500	3.49
6/17/2021	36.19	5.0	2.0	36.19	139.50	186.73	3.1500	3.74
6/18/2021	32.89	5.0	2.6	32.89	125	196.42	3	3.99
6/19/2021	35.51	7.1	2.0	35.51	162	186.35	3.3000	3.76
6/20/2021	35.91	6.6	2.6	35.91	123	152.95	3.2000	4.35
6/21/2021	33.58	5.0	2.0	33.58	172	199.25	3.3000	3.13
6/22/2021	54.95	5.0	4.5	54.95	98.500	164.69	4.2000	3.36
6/23/2021	39.93	5.0	3.7	39.93	124.50	179.38	2.5500	2.72
6/24/2021	36.88	5.0	2.0	36.88	155.50	156.29	3	2.52
6/25/2021	32.61	5.0	2.0	32.61	124	183.85	3.0500	2.68
6/26/2021	32.65	5.0	2.0	32.65	131	156.34	2.9500	2.52
6/27/2021	35.66	5.0	4.0	35.66	139	183.98	3.1000	2.65
6/28/2021	33.57	5.0	2.0	33.57	154	189.10	3.1500	4.45
6/29/2021	35.84	5.0	2.0	35.84	188.50	186.98	3.2000	4.55
6/30/2021	35.92	5.0	2.4	35.92	191	198.99	4.2000	4.37
7/1/2021	59.91	5.0	2.0	59.91	103	117.41	6.9166	4.01
7/2/2021	64.91	5.0	4.0	64.91	155	105.83	5.1000	2.82
7/3/2021	69.19	5.0	2.0	71.14	105	119.24	4.5000	2.49
7/4/2021	64.24	5.0	2.0	64.24	68	90.53	4.4666	2.60
7/5/2021	63.77	5.0	2.0	63.77	77.200	106.62	5.8182	2.61
7/6/2021	58.64	5.0	2.0	58.64	111.60	121.73	4.2500	2.77
7/7/2021	45.77	5.0	2.0	45.77	143	144.36	<2	3.11
7/8/2021	47.40	5.0	2.0	47.40	99	164.75	4.5000	2.49
7/9/2021	76.24	10.0	6.8	92.18	131	57.26	26.600	7.12
7/10/2021	67.45	5.0	2.0	67.45	55.200	88.32	12	4
7/11/2021	68.52	5.0	13.0	68.52	76	117.10	10.714	4.02
7/12/2021	71.34	5.0	2.0	71.34	76.800	122.28	5.3750	2.66
7/13/2021	72.01	5.0	2.0	72.01	90	134.26	6.9000	2.61
7/14/2021	72.00	5.0	3.0	72.00	72.800	115.92	4.8333	3.78
7/15/2021	64.59	7.1	2.0	64.59	85	108.35	8.1000	4.55
7/16/2021	49.53	5.0	2.0	49.53	109	140.08	5.1000	4.20
7/17/2021	60.81	7.1	2.0	60.81	106.50	106.79	10.667	6.05
7/18/2021	69.58	8.7	2.0	69.58	52	91.30	6.3750	4.14
7/19/2021	69.79	7.1	2.0	69.79	76	111.93	7.8571	3.46
7/20/2021	60.49	5.0	4.0	60.49	111.50	112.80	4.9167	2.51

Field's Point 2021 Wastewater Treatment Plant TSS, CBOD, Enterococci, and Fecal Coliform Data

Date	Final Effluent Flow (MGD)	Effluent	Effluent Fecal	Influent Flow (MGD)	Raw	Raw	Final	Final
		Enterococci Bacteria (MPN/100mL)	Coliform Bacteria (MPN/100mL)		Influent TSS (mg/L)	Influent CBOD (mg/L)	Effluent TSS (mg/L)	Effluent CBOD (mg/L)
7/21/2021	46.16	6.3	2.0	46.16	106.50	121.96	3.4545	2.47
7/22/2021	44.94	5.0	2.0	44.94	118	156.77	3.4166	2.68
7/23/2021	43.42	5.0	2.0	43.42	116	158.01	3.5333	2.86
7/24/2021	42.96	5.0	4.5	42.96	102	146.45	3.5000	3.43
7/25/2021	43.37	5.0	4.5	43.37	119	146.63	4.0555	4.65
7/26/2021	40.90	7.1	4.0	40.90	117.50	150	3.6500	3.27
7/27/2021	44.10	5.0	2.0	44.10	142.50	178.06	4.6500	3.62
7/28/2021	42.03	5.0	2.0	42.03	119	143.06	5.7000	4.13
7/29/2021	40.35	5.0	2.0	40.35	121	150.51	4.0666	3.42
7/30/2021	37.29	5.0	2.0	37.29	114	163.72	3.7647	3.84
7/31/2021	35.68	7.1	4.5	35.68	107.50	167.82	4.0500	4
8/1/2021	39.16	11.4	2.0	39.16	115	154.42	4.8905	3.69
8/2/2021	35.73	5.0	2.0	35.73	158.50	169.39	4.4000	3.59
8/3/2021	36.68	5.0	17.0	36.68	137	155.96	4.7500	3.49
8/4/2021	55.97	6.3	4.7	55.97	163.50	146.18	5.3000	5.79
8/5/2021	67.51	7.1	7.8	67.51	81	100.36	3.9500	7.95
8/6/2021	64.46	5.0	2.0	64.46	74	107.87	7.2000	4.03
8/7/2021	60.88	5.0	2.0	60.88	79.500	116.12	13	5.22
8/8/2021	46.01	5.0	79.0	46.01	109.50	132.81	5.3000	3.49
8/9/2021	35.45	5.0	2.0	35.45	129.50	151.41	4.1000	2.97
8/10/2021	37.67	5.0	6.8	37.67	127.50	157.61	4.2500	3.26
8/11/2021	40.14	6.3	2.0	40.14	139.50	148.83	4.9000	4.33
8/12/2021	36.62	6.6	2.0	36.62	129	132.52	4.8000	4.70
8/13/2021	34.31	8.8	2.0	34.31	119	162.82	5.9333	3.74
8/14/2021	37.81	5.0	2.0	37.81	145	152.48	5.1250	3.94
8/15/2021	33.84	7.1	2.0	33.84	114	159.58	4.6000	3.47
8/16/2021	33.73	5.0	2.0	33.73	153	201.88	3.9000	2.42
8/17/2021	34.68	5.0	4.5	34.68	146	164.17	4.1000	2.62
8/18/2021	35.05	8.0	13.0	35.05	140	163.64	4.1500	3.04
8/19/2021	53.22	5.0	23.0	53.22	140	138.70	4.7000	4.11
8/20/2021	37.37	5.0	2.0	37.37	101	140.96	3.2000	2.93
8/21/2021	38.07	10.0	2.0	38.07	146	143.37	4.0500	3.07
8/22/2021	61.79	7.1	2.0	61.79	91	110.12	4.2500	2.68
8/23/2021	56.53	5.0	2.0	56.53	111.50	114.30	3.9500	2.89
8/24/2021	38.43	10.0	2.0	38.43	100.50	138.43	3.1500	3.16
8/25/2021	34.86	9.2	2.0	34.86	112	157.08	3.0500	3.66
8/26/2021	34.57	5.0	2.0	34.57	125	151.36	3.4000	3.72
8/27/2021	33.73	5.0	2.0	33.73	122	151.90	4.0500	3.98
8/28/2021	40.29	5.0	2.0	40.29	134	183.37	3.7000	3.17
8/29/2021	51.85	5.0	2.0	51.85	96.500	109.11	4.1500	3.32
8/30/2021	34.56	5.0	4.5	34.56	154	183.51	4.0500	3.28
8/31/2021	35.05	7.1	2.0	35.05	140.50	165.47	4.7500	3.21
9/1/2021	57.28	13.2	2.0	71.89	143.50	130.64	8.8000	4.20
9/2/2021	71.63	5.0	4.5	78.25	69.500	101.26	9.3000	4.49
9/3/2021	70.42	5.0	2.0	70.42	58	93.74	7.8333	3.72
9/4/2021	68.78	5.0	2.0	68.78	54	93.09	9.3000	3.37
9/5/2021	52.54	5.0	2.0	52.54	88	114.30	5.1667	2.84
9/6/2021	43.53	5.0	2.0	43.53	99	141.43	5	3.35
9/7/2021	41.09	5.0	2.0	41.09	138	151.05	5.8333	3.21
9/8/2021	45.76	8.0	2.0	45.76	139.50	140.65	5.0714	3.43
9/9/2021	58.33	12.5	2.0	58.33	163	142.30	5.5000	4.52

Field's Point 2021 Wastewater Treatment Plant TSS, CBOD, Enterococci, and Fecal Coliform Data

Date	Final Effluent Flow (MGD)	Effluent Enterococci Bacteria (MPN/100mL)	Effluent Fecal Coliform Bacteria (MPN/100mL)	Influent Flow (MGD)	Raw Influent TSS (mg/L)	Raw Influent CBOD (mg/L)	Final Effluent TSS (mg/L)	Final Effluent CBOD (mg/L)
9/10/2021	44.62	7.1	4.5	44.62	107	136.96	5	3.46
9/11/2021	40.32	7.1	2.0	40.32	100	167.21	5	3.43
9/12/2021	41.93	5.0	2.0	41.93	125	180.61	5.1538	4.09
9/13/2021	37.55	7.1	2.0	37.55	137.50	159.81	5.2500	3.97
9/14/2021	38.65	10.1	2.0	38.65	131.50	161.98	5.1111	3.78
9/15/2021	39.01	5.0	2.8	39.01	194	191.17	5.2419	4.55
9/16/2021	46.92	5.0	2.0	46.92	224.66	179.43	5.9999	4.53
9/17/2021	35.72	5.0	2.0	35.72	141.50	170.44	5.1000	3.62
9/18/2021	40.47	12.2	2.0	40.47	143	186.39	5.8000	3.54
9/19/2021	40.77	8.7	2.0	40.77	109	167.57	5.7462	3.20
9/20/2021	35.09	7.1	2.0	35.09	158.50	178.20	5.5000	3.89
9/21/2021	37.73	5.0	2.0	37.73	244.50	169.60	4.4000	2.89
9/22/2021	35.21	5.0	2.8	35.21	268.50	254.99	4.6000	3.05
9/23/2021	37.65	5.0	2.0	37.65	155.50	169.51	5	3.24
9/24/2021	36.56	7.1	2.0	36.56	157	170.92	6.3077	3.85
9/25/2021	42.43	7.1	2.0	42.43	142	183.88	5.2518	4.10
9/26/2021	34.71	5.0	2.0	34.71	118	168.23	6.0833	3.16
9/27/2021	34.52	7.1	2.0	34.52	160.50	188.84	4.4167	3.33
9/28/2021	39.58	5.0	2.0	39.58	142	153.62	5.8621	3.99
9/29/2021	33.90	5.0	2.0	33.90	124	168.88	4.7457	2.93
9/30/2021	31.48	5.0	2.0	31.48	133.50	179.97	4.1500	3.05
10/1/2021	33.90	5.0	2.0	33.90	139.50	169.31	4	2.86
10/2/2021	33.40	7.1	2.0	33.40	119	194.01	5.1852	2.89
10/3/2021	42.77	10.0	2.0	42.77	198.50	174.79	6.9026	3.41
10/4/2021	71.84	112.7	23.0	71.84	101.50	95.87	328	34.68
10/5/2021	54.49	7.1	3.7	54.49	96.500	109.45	7.8000	3.99
10/6/2021	50.48	9.1	2.0	50.48	91	118.37	8.9000	4.13
10/7/2021	50.79	8.8	2.0	50.79	118	155.98	9.5000	3.71
10/8/2021	49.32	5.0	2.0	49.32	113	201.71	6.8889	3.17
10/9/2021	40.98	5.0	2.0	40.98	129	183.54	7.9412	2.81
10/10/2021	37.08	7.1	2.0	37.08	125	182.47	7.0732	3.19
10/11/2021	35.49	5.0	2.0	35.49	140.50	194.87	4.8000	3.07
10/12/2021	35.51	5.0	2.0	35.51	144	169.50	6.7000	3.15
10/13/2021	35.92	5.0	2.0	35.92	203	167.77	6.0714	2.86
10/14/2021	35.95	5.0	2.0	35.95	161	207.41	7.6000	3.11
10/15/2021	36.82	7.1	2.0	36.82	183.50	221.60	6.6667	3
10/16/2021	46.07	10.0	2.0	46.07	172	177.37	22.750	8.07
10/17/2021	39.56	7.1	4.5	39.56	107	146.55	12.800	4.15
10/18/2021	33.98	5.0	2.0	33.98	121.50	178.59	5.3000	2.64
10/19/2021	33.94	5.0	2.0	33.94	161	203.77	5.0714	2.30
10/20/2021	33.20	5.0	2.0	33.20	155.50	178.92	4.5625	2.80
10/21/2021	33.51	5.0	2.0	33.51	144.50	171.71	3.5000	2.82
10/22/2021	32.83	5.0	2.0	32.83	156	191.60	4.2500	2.91
10/23/2021	31.48	5.0	2.0	31.48	148.50	218.31	3.1500	2.65
10/24/2021	37.43	8.8	2.0	37.43	160.50	175.15	3.6000	2.40
10/25/2021	50.45	7.1	2.0	50.45	219	202.04	4.5556	2.37
10/26/2021	71.00	8.7	13.0	71.00	108	112.26	6.8571	3.18
10/27/2021	65.43	8.0	7.3	65.43	77	107.40	5.3125	2.71
10/28/2021	57.91	5.0	2.0	57.91	81.333	124.69	4.5500	2.48
10/29/2021	38.49	5.0	2.0	38.49	188.50	188.24	4.3500	2.35
10/30/2021	63.88	5.0	2.0	63.88	114.50	118.48	7.4000	3.04

Field's Point 2021 Wastewater Treatment Plant TSS, CBOD, Enterococci, and Fecal Coliform Data

Date	Final Effluent Flow (MGD)	Effluent Enterococci Bacteria (MPN/100mL)	Effluent Fecal Coliform Bacteria (MPN/100mL)	Influent Flow (MGD)	Raw Influent TSS (mg/L)	Raw Influent CBOD (mg/L)	Final Effluent TSS (mg/L)	Final Effluent CBOD (mg/L)
10/31/2021	70.08	5.0	4.5	70.08	85.500	93.71	4.7857	2.90
11/1/2021	68.30	7.1	7.8	68.30	75	102.32	5.4667	2.47
11/2/2021	54.40	8.7	4.5	54.40	89.500	118.25	4	2.20
11/3/2021	41.09	5.0	2.0	41.09	224.50	147.43	2.9500	2.24
11/4/2021	39.90	5.0	2.0	39.90	112.50	125.11	3	4.75
11/5/2021	38.49	5.0	2.0	38.49	133	151.49	2.9500	2.10
11/6/2021	40.53	5.0	2.0	40.53	112	172.77	3	2.24
11/7/2021	40.61	7.1	2.0	40.61	139.50	153.51	2.5500	2.36
11/8/2021	37.44	5.0	2.0	37.44	136	155.04	2.5000	2.15
11/9/2021	37.36	7.1	2.0	37.36	132	150.32	2.2000	<2
11/10/2021	36.32	6.3	2.0	36.32	139	170.10	2.2000	<2
11/11/2021	38.71	5.0	2.0	38.71	160	179.06	2.5500	2.05
11/12/2021	66.81	5.0	17.0	72.65	166	139.56	6.2000	3.05
11/13/2021	67.38	5.0	7.8	67.38	80.500	118.67	3.9500	2.01
11/14/2021	69.44	5.0	2.0	69.44	74.500	122.10	4.4000	2.12
11/15/2021	66.67	5.0	4.5	66.67	79	139.50	3.5000	2.27
11/16/2021	43.33	7.1	2.0	43.33	111.50	169.52	2.6500	<2
11/17/2021	41.41	5.0	2.0	41.41	112.50	187.47	2.5000	2.24
11/18/2021	47.19	5.0	4.0	47.19	144	169.65	2.1500	2.45
11/19/2021	40.16	5.0	2.0	40.16	103	145.94	2.4000	2.24
11/20/2021	38.50	5.0	2.0	38.50	128	198.08	2.7500	3.33
11/21/2021	42.33	5.0	2.0	42.33	120	174.29	2.1000	2.67
11/22/2021	42.83	7.1	2.0	42.83	135	144.03	2.0500	2.56
11/23/2021	37.51	5.0	2.0	37.51	122.50	159.86	2.4000	2.06
11/24/2021	37.64	5.0	2.0	37.64	130	178.53	2.3000	2.32
11/25/2021	40.78	5.0	14.0	40.78	137.50	180.33	2.2500	2.39
11/26/2021	35.79	5.0	2.0	35.79	122	171.72	2.3500	2.17
11/27/2021	36.19	7.1	2.0	36.19	161.50	198.53	2.6500	2.23
11/28/2021	37.56	5.0	2.0	37.56	138.50	163.07	2.7500	2.17
11/29/2021	35.06	5.0	2.0	35.06	156.50	165.37	3	2.17
11/30/2021	35.32	5.0	6.1	35.32	143.50	158.30	2.6000	<2
12/1/2021	38.01	10.6	2.0	38.01	151.50	154.26	2.4500	2.15
12/2/2021	34.72	5.0	2.0	34.72	146	184.18	2.9500	2.39
12/3/2021	33.65	5.0	2.0	33.65	156	197.14	2.5500	2.17
12/4/2021	34.03	5.0	2.0	34.03	145.50	189.03	2.2000	2.22
12/5/2021	38.83	8.7	2.0	38.83	156	187.86	2.1000	2.61
12/6/2021	44.17	17.8	2.0	44.17	231.50	209.98	4.3500	3.43
12/7/2021	35.91	10.0	2.0	35.91	112.33	156.05	2.1500	2.24
12/8/2021	35.83	6.3	2.0	35.83	157.50	210.73	2.9000	2.38
12/9/2021	34.70	5.0	2.0	34.70	139.50	224.56	2.9000	2.22
12/10/2021	34.67	8.8	2.0	34.67	143	186.22	2.7500	2.34
12/11/2021	43.34	7.1	2.0	43.34	173	170.18	2.7500	2.64
12/12/2021	38.12	7.1	2.0	38.12	110.50	136.06	<2	2.44
12/13/2021	33.01	7.1	2.9	33.01	155.20	204.97	2.9500	2.54
12/14/2021	32.24	13.4	2.0	32.24	159	207.58	2.6000	2.60
12/15/2021	37.23	6.3	1.6	37.23	163.50	198.78	2.8000	2.35
12/16/2021	34.13	5.0	2.0	34.13	141	169.35	2.4500	2.38
12/17/2021	33.15	5.0	1.0	33.15	144.50	198.83	2.0500	2.64
12/18/2021	37.76	8.8	2.0	37.76	166	184.90	3.2000	2.47
12/19/2021	34.18	5.0	2.0	34.18	116	193.62	3	2.62
12/20/2021	32.08	7.1	2.0	32.08	138	177.14	2.5000	2.23

Field's Point 2021 Wastewater Treatment Plant TSS, CBOD, Enterococci, and Fecal Coliform Data

Date	Final Effluent Flow (MGD)	Effluent Enterococci Bacteria (MPN/100mL)	Effluent Fecal Coliform Bacteria (MPN/100mL)	Influent Flow (MGD)	Raw Influent TSS (mg/L)	Raw Influent CBOD (mg/L)	Final Effluent TSS (mg/L)	Final Effluent CBOD (mg/L)
12/21/2021	32.23	5.0	2.0	32.23	141.50	196.70	2.2500	2.07
12/22/2021	36.42	5.0	2.0	36.42	153	177.60	2.3000	2.20
12/23/2021	33.38	5.0	2.0	33.38	124	196.81	2.8500	2.24
12/24/2021	34.46	11.4	2.0	34.46	159	212.71	3.1500	2.54
12/25/2021	46.62	37.7	2.0	46.62	148	164.79	7.7273	3.59
12/26/2021	36.68	7.1	2.0	36.68	104	157.80	2.7500	4.53
12/27/2021	34.65	5.0	2.0	34.65	165	209.68	3.4000	2.36
12/28/2021	33.34	7.1	2.0	33.34	146	206.35	<2	2.16
12/29/2021	32.46	5.0	2.0	32.46	161.50	221.50	3.9000	2.42
12/30/2021	37.20	7.1	2.0	37.20	179.50	196.40	3.2000	2.46
12/31/2021	33.49	5.0	2.0	33.49	139.50	196.34	3.9500	2.77

SLUDGE DATA

FIELD'S POINT

Field's Point Metals Concentrations in Final Sludge 2021

Date	Sludge Dry Tons	Arsenic mg/kg	Beryllium mg/kg	Cadmium mg/kg	Chromium mg/kg	Copper mg/kg	Lead mg/kg	Mercury mg/kg	Molybdenum mg/kg	Nickel mg/kg	Selenium mg/kg	Silver mg/kg	Zinc mg/kg	Cyanide mg/kg
01/05/2021	30.12	5.89	<2.127	<3.190	29.2	280	66.9	0.0962	<10.633	28.5	4.41	<5.316	419	3.42
01/26/2021	22.55	5.30	<2.134	<3.201	23	219	35.2	0.0365	<10.669	23.5	4.74	<5.335	309	2.56
02/02/2021	31.62	5.87	<2.091	<3.136	40.7	395	47.7	<0.0343	<10.455	47.7	6.52	<5.227	422	7.20
02/23/2021	27.08	4.40	<1.998	<2.996	50.7	242	51.5	0.118	<9.988	31.5	3.48	<4.994	351	11.6
03/02/2021	25.95	4.47	<2.099	<3.148	38.6	307	53.8	0.791	<10.494	55.1	3.26	<5.247	364	7.77
03/30/2021	33.94	4.37	<1.961	<2.941	31.1	289	69.9	0.0596	<9.803	31.6	4.08	<4.901	378	6.58
04/06/2021	28.14	4.25	<2.439	<3.658	23.4	147	42.6	<0.0398	<12.193	20.8	3.65	<6.096	316	2.52
04/27/2021	32.62	4.93	<2.468	<3.702	28.4	174	49.1	0.25	<12.340	25.8	5.71	<6.170	398	<2.17
05/04/2021	38.02	4.14	<2.094	<3.142	28	198	48.7	0.17	<10.472	23.2	4.22	<5.236	383	2.62
05/25/2021	35.37	4.78	<2.383	<3.574	23.2	168	39.2	<0.461	<11.913	21	6.53	<5.957	414	2.80
06/01/2021	29.99	4.60	<2.443	<3.665	29.4	190	69.5	<0.385	<12.215	21.9	4.68	<6.108	413	4.83
06/29/2021	17.87	6.12	<2.311	<3.466	32.4	268	74.3	0.396	<11.555	27.6	6.98	<5.777	540	<2.08
07/06/2021	6.32	8.33	<2.755	<4.132	59.3	357	152	0.772	<13.774	46.6	7.37	<6.887	738	<2.40
07/27/2021	19.85	9.04	<2.357	<3.536	44.6	324	112	0.422	<11.787	47.8	8.13	<5.894	733	<2.53
08/03/2021	12.64	9.66	<2.560	<3.840	44.1	339	93.6	0.621	<12.799	44.9	9.15	<6.399	750	4.93
08/25/2021	16.06	7.33	<2.439	<3.658	43.7	288	107	10.5	<12.194	39.2	5.07	<6.097	674	5.36
09/01/2021	12.16	7.17	<2.801	<4.201	45.4	311	105	<2.73	<14.004	44.7	5.39	<7.002	691	5.59
09/29/2021	11.57	6.39	<2.957	<4.436	31.4	235	71.2	0.354	<14.787	35.3	5.13	<7.394	587	<2.39
10/08/2021		6.36	<2.622	<3.933	35.9	276	75.7	0.205	<13.109	43.1	7.48	<6.554	642	<2.27
10/26/2021	26.35	8.21	<3.066	<4.599	51.5	359	92.1	<1.28	<15.331	47.6	11	<7.665	884	0.995
11/02/2021	28.84	5.80	<2.732	<4.098	38.6	271	83.4	<1.45	<13.661	38.3	8.62	<6.831	641	1.36
11/24/2021	30.84	4.70	<2.230	<3.345	26.4	187	46	<1.12	<11.150	30	7.26	<5.575	362	3.53
12/01/2021	23.57	4.24	<1.973	<2.960	20.5	149	33.8	<1.06	17	28.7	5.81	<4.933	317	4.98
12/28/2021	29.07	4.36	<2.157	<3.236	27.1	152	45.6	<1.84	<10.786	27	4.95	<5.393	359	9.18

Field's Point Metals in Final Sludge 2021

Field's Point sludge monthly mean concentration (mg/kg)

Month	Arsenic	Beryllium	Cadmium	Chromium	Copper	Lead	Mercury	Molybdenum	Nickel	Selenium	Silver	Zinc	Cyanide
January	5.60	2.13	3.20	26.10	249.50	51.05	0.07	10.65	26.00	4.58	5.33	364.00	2.99
February	5.14	2.04	3.07	45.70	318.50	49.60	0.08	10.22	39.60	5.00	5.11	386.50	9.40
March	4.42	2.03	3.04	34.85	298.00	61.85	0.43	10.15	43.35	3.67	5.07	371.00	7.18
April	4.59	2.45	3.68	25.90	160.50	45.85	0.14	12.27	23.30	4.68	6.13	357.00	2.35
May	4.46	2.24	3.36	25.60	183.00	43.95	0.32	11.19	22.10	5.38	5.60	398.50	2.71
June	5.36	2.38	3.57	30.90	229.00	71.90	0.39	11.89	24.75	5.83	5.94	476.50	3.46
July	8.69	2.56	3.83	51.95	340.50	132.00	0.60	12.78	47.20	7.75	6.39	735.50	2.47
August	8.50	2.50	3.75	43.90	313.50	100.30	5.56	12.50	42.05	7.11	6.25	712.00	5.15
September	6.78	2.88	4.32	38.40	273.00	88.10	1.54	14.40	40.00	5.26	7.20	639.00	3.99
October	7.29	2.84	4.27	43.70	317.50	83.90	0.74	14.22	45.35	9.24	7.11	763.00	1.63
November	5.25	2.48	3.72	32.50	229.00	64.70	1.29	12.41	34.15	7.94	6.20	501.50	2.45
December	4.30	2.07	3.10	23.80	150.50	39.70	1.45	13.89	27.85	5.38	5.16	338.00	7.08

Field's Point sludge monthly total load (lbs/month)

Month	Arsenic	Beryllium	Cadmium	Chromium	Copper	Lead	Mercury	Molybdenum	Nickel	Selenium	Silver	Zinc	Cyanide	Sludge
January	7.58	2.89	4.33	35.37	338.15	69.19	0.09	14.44	35.24	6.20	7.22	493.33	4.05	1,355,300
February	6.26	2.49	3.74	55.73	388.37	60.48	0.09	12.46	48.29	6.10	6.23	471.29	11.46	1,219,380
March	6.57	3.02	4.52	51.76	442.64	91.87	0.63	15.07	64.39	5.45	7.54	551.07	10.66	1,485,360
April	6.11	3.27	4.90	34.48	213.64	61.03	0.19	16.33	31.02	6.23	8.16	475.21	3.12	1,331,120
May	6.06	3.04	4.57	34.80	248.78	59.75	0.43	15.22	30.04	7.31	7.61	541.75	3.68	1,359,480
June	6.07	2.69	4.04	34.98	259.26	81.40	0.44	13.46	28.02	6.60	6.73	539.46	3.91	1,132,120
July	7.26	2.14	3.21	43.44	284.75	110.39	0.50	10.69	39.47	6.48	5.34	615.07	2.06	836,260
August	6.88	2.02	3.04	35.57	253.99	81.26	4.50	10.12	34.07	5.76	5.06	576.83	4.17	810,160
September	4.37	1.86	2.78	24.75	175.94	56.78	0.99	9.28	25.78	3.39	4.64	411.82	2.57	644,480
October	9.01	3.52	5.28	54.06	392.76	103.79	0.92	17.59	56.10	11.43	8.79	943.86	2.02	1,237,040
November	8.32	3.93	5.90	51.50	362.89	102.53	2.04	19.66	54.12	12.58	9.83	794.72	3.87	1,584,680
December	5.17	2.48	3.72	28.60	180.83	47.70	1.74	16.69	33.46	6.46	6.20	406.12	8.51	1,201,540
Yearly Total (lbs/year)	79.66	33.34	50.02	485.04	3,542.00	926.16	12.57	171.00	479.99	83.99	83.36	6,820.53	60.09	14,196,920

Field's Point Metals Loading from Final Sludge (lbs/yr)

Year	Arsenic	Beryllium	Cadmium	Chromium	Copper	Lead	Mercury	Molybdenum	Nickel	Selenium	Silver	Zinc	Cyanide
1994			202.7	2628.1	13386.0	4297.2	74.0		4626.2		1113.9	15683.7	281.0
1995			203.5	2824.5	14962.8	3700.2	55.0		4202.3		818.1	13071.5	189.3
1996	132.3	4.9	186.4	3473.3	12461.8	3389.6	47.8	205.1	3860.3		757.7	11615.1	239.8
1997			189.7	3654.7	13674.5	4122.1	53.9		3400.3		867.9	12323.5	189.6
1998	44.6		208.7	2655.5	11207.8	2879.9	36.9		2188.6		698.3	10101.5	127.1
1999	35.4		233.3	2315.0	13490.2	2516.8	28.8	164.7	1887.7	74.9	677.4	11549.1	90.1
2000	42.4	32.3	352.8	1747.7	15019.4	2544.9	12.0	84.1	1191.9	23.5	384.0	6482.0	49.6
2001	88.1	16.9	205.7	2379.0	15120.0	2611.1	26.3	204.6	2008.3	282.0	634.9	13297.6	111.0
2002	84.9	7.6	154.5	1757.0	15758.0	3156.0	27.9	190.1	1555.0	190.4	651.5	15148.0	79.6
2003	53.6	9.7	183.8	1976.2	12993.4	3008.8	28.4	98.1	1485.4	118.2	466.3	12773.9	60.8
2004	43.4	12.1	221.0	3774.2	20910.1	2608.5	23.8	103.2	2472.9	163.4	501.2	14645.1	95.9
2005	79.5	13.9	250.7	4970.6	30477.9	2867.9	29.6	190.3	3092.9	167.2	478.5	20592.3	78.6
2006	85.2	11.7	131.8	1448.6	5889.2	2616.6	16.7	193.4	1181.6	136.4	452.8	12290.6	56.9
2007	18.5	12.2	64.5	612.1	3862.6	1033.7	6.8	157.1	526.2	41.8	173.4	6833.0	67.5
2008	32.9	48.3	66.7	856.5	5426.0	1793.2	74.0	294.3	841.1	39.2	195.7	9914.5	113.8
2009	38.0	33.0	82.5	919.6	4792.0	1771.9	8.4	300.2	769.1	26.5	132.2	10442.8	121.1
2010	44.8	27.6	73.5	928.9	6111.0	1770.2	60.6	276.2	874.0	33.0	151.0	9897.7	94.6
2011	40.8	26.1	123.7	1156.0	3795.4	1613.2	7.5	261.0	790.7	43.0	115.9	9026.6	71.5
2012	33.8	28.5	78.3	995.0	3892.6	1269.2	8.1	285.5	818.7	114.5	185.3	8760.1	199.1
2013	75.1	3.6	48.0	1006.5	4202.2	1454.2	8.0	99.9	757.9	168.3	189.9	8772.9	83.2
2014	82.3	3.9	41.3	847.6	3881.0	1155.1	6.7	100.7	710.8	181.8	132.3	7470.7	59.8
2015	86.3	2.4	41.3	781.1	3608.5	969.9	6.3	96.3	638.5	150.9	103.2	8008.2	69.3
2016	67.2	2.1	22.2	713.9	3385.4	1048.0	6.8	96.7	604.5	113.7	75.6	7542.4	51.3
2017	70.1	3.0	28.3	965.8	3838.7	1126.3	6.4	92.4	662.0	118.3	77.1	8073.0	38.4
2018	83.1	32.2	49.8	713.9	3828.7	1320.0	6.8	163.3	659.4	103.0	112.2	7833.8	142.8
2019	91.8	31.9	47.9	587.8	3641.3	1324.9	11.4	159.6	676.1	98.0	84.8	7917.0	51.3
2020	68.3	28.6	42.9	441.8	3331.5	1097.1	5.2	148.6	456.2	80.6	81.8	6636.2	43.5
2021	79.7	33.3	50.0	485.0	3542.0	926.2	12.6	171.0	480.0	84.0	83.4	6820.5	60.1

***INFLUENT AND EFFLUENT
NUTRIENTS***

FIELD'S POINT

Field's Point Influent and Effluent Nutrients 2021

Field's Point Influent Nutrients								Field's Point Effluent Nutrients							
	Nitrite	Nitrate	NitrateNitrite	Ammonia	TKN	Total	Total		Nitrite	Nitrate	NitrateNitrite	Ammonia	TKN	Total	Total
	NO ₂	NO ₃	NO ₃ NO ₂	NH ₃		Phosphorus	Nitrogen		NO ₂	NO ₃	NO ₃ NO ₂	NH ₃		Phosphorus	Nitrogen
Date	ppm as N	ppm as N	ppm as N	ppm as N	ppm as N	ppm as P	ppm as N	Date	ppm as N	ppm as N	ppm as N	ppm as N	ppm as N	ppm as P	ppm as N
01/04/21	0.473	2.55	3.02	12.2	22.1	2.84	25.1	01/04/21	0.0786	0.656	0.735	5.20	6.08	2.15	6.81
01/05/21	0.460	1.98	2.44	12.6	24.2		26.6	01/05/21	0.101	0.835	0.936	5.02	6.05		6.99
01/06/21	0.433	1.99	2.42	12.8	22.7		25.1	01/06/21	0.0975	0.803	0.901	4.93	6.06		6.96
01/11/21	0.593	1.74	2.33	15.1	24.5	3.04	26.8	01/11/21	0.109	1.41	1.52	5.18	6.47	2.36	7.99
01/12/21	0.535	1.98	2.52	14.1	25.5		28	01/12/21	0.152	1.39	1.54	4.66	6.07		7.61
01/13/21	0.554	2.55	3.10	15.1	26.7		29.8	01/13/21	0.169	1.82	1.99	4.05	5.88		7.87
01/18/21	0.441	3.28	3.72	9.56	17.8	2.18	21.5	01/18/21	0.437	2.91	3.35	3.45	4.69	1.52	8.04
01/19/21	0.682	3.73	4.41	13.7	25.5		29.9	01/19/21	0.413	1.73	2.14	3.73	4.88		7.02
01/20/21	0.849	3.16	4.01	14.2	24		28	01/20/21	0.316	1.73	2.05	4.26	5.51		7.56
01/25/21	1.18	2.14	3.32	16.4	29.6	3.31	32.9	01/25/21	0.321	3.19	3.51	4.99	6.85	1.99	10.4
01/26/21	1.44	2.31	3.75	16.6	29.2		32.9	01/26/21	0.350	3.59	3.94	5.03	6.29		10.2
01/27/21	1.40	2.41	3.81	16.2	29		32.8	01/27/21	0.293	4.48	4.77	5.10	6.72		11.5
02/01/21	0.915	1.07	1.99	14.4	26.7	3.96	28.7	02/01/21	0.237	2.82	3.06	4.86	6.37		9.43
02/02/21	0.586	1.64	2.23	8.91	16.1		18.3	02/02/21	0.328			3.97		1.49	
02/03/21	1.14	2	3.14	14.7	26.7		29.8	02/03/21	0.336			3			
02/06/21								02/06/21	0.121						
02/08/21	1.19	1.53	2.72	16.7	27.5	3.59	30.2	02/08/21	0.0636	0.364	0.428	6.52	7.36	1.92	7.79
02/09/21	1.09	1.45	2.54	16.7	27.7		30.2	02/09/21	0.0707	0.338	0.409	6.97	7.83		8.24
02/10/21	1.34	1.21	2.55	16.9	28.2		30.7	02/10/21	0.0570	0.280	0.337	6.59	7.86		8.20
02/15/21	0.979	1.19	2.17	16.2	27.4	3.44	29.6	02/15/21	0.0631	0.884	0.947	6.80	8.10	1.97	9.05
02/16/21	0.595	1.45	2.05	8.28	23.1		25.1	02/16/21	0.193	2.10	2.29	4.73	5.26		7.55
02/17/21	1.11	1.74	2.85	12.5	21.3		24.1	02/17/21	0.0584	0.313	0.371	7	7.48		7.85
02/22/21	0.990	1.49	2.48	12.1	22.7	3.08	25.2	02/22/21	0.182	1.05	1.23	6.98	7.91	1.13	9.14
02/23/21	1.30	2.25	3.55	13.7	25.5		29	02/23/21	0.0549	0.172	0.227	7.49	8.65		8.88
02/24/21	1.54	2.32	3.86	15.4	27.2		31.1	02/24/21	0.0197	<0.100	<0.100	8.97	10.3		10.3
03/01/21	1.59	2.10	3.69	11.1	21.9	2.80	25.6	03/01/21	0.0766	0.357	0.434	6.67	8.09	1.16	8.52
03/02/21	1.52	2.61	4.13	13.6	25.5		29.6	03/02/21	0.0379	<0.100	0.136	8.22	9.79		9.93
03/03/21	1.54	1.56	3.10	13.5	25.7		28.8	03/03/21	0.0295	<0.100	0.120	8.36	10.2		10.3
03/08/21	0.299	1.20	1.50	15.3	26.4	4.08	27.9	03/08/21	0.0103	<0.100	<0.100	10.8	12.9	3.36	12.9
03/09/21	0.861	0.959	1.82	15.6	28.7		30.5	03/09/21	0.0112	<0.100	<0.100	9.68	10.4		10.4

Field's Point Influent and Effluent Nutrients 2021

Date	Field's Point Influent Nutrients							Field's Point Effluent Nutrients									
	Nitrite	Nitrate	Nitrate	Nitrite	Ammonia	TKN	Total	Total	Date	Nitrite	Nitrate	Nitrate	Nitrite	Ammonia	TKN	Total	Total
	NO ₂	NO ₃	NO ₃	NO ₂	NH ₃		Phosphorus	Nitrogen		NO ₂	NO ₃	NO ₃	NO ₂	NH ₃		Phosphorus	Nitrogen
ppm as N	ppm as N	ppm as N	ppm as N	ppm as N	ppm as N	ppm as P	ppm as N	ppm as N	ppm as N	ppm as N	ppm as N	ppm as N	ppm as N	ppm as N	ppm as P	ppm as N	
03/10/21	1.06	0.710	1.77	15.9	28			29.8	03/10/21	0.0122	<0.100	<0.100	8.91	10.1			10.1
03/15/21	0.790	0.690	1.48	17	30.2	3.95		31.7	03/15/21	0.0172	<0.100	<0.100	8.70	9.75	2.17		9.75
03/16/21	1.06	0.630	1.69	17.1	39.5			41.2	03/16/21	0.0179	<0.100	<0.100	7.85	9.17			9.17
03/17/21	1.33	0.860	2.19	17.5	29.2			31.4	03/17/21	0.0217	<0.100	<0.100	8.37	9.60			9.60
03/22/21	1.12	1.04	2.16	16.7	28.2	3.78		30.4	03/22/21	0.0204	<0.100	<0.100	7.42	8.77	2		8.77
03/23/21	0.888	0.532	1.42	17.1	28.2			29.6	03/23/21	0.0163	<0.100	<0.100	6.77	8.23			8.23
03/24/21	1.03	0.640	1.67	17.1	33			34.7	03/24/21	0.0226	<0.100	<0.100	6.49	8.02			8.02
03/29/21	0.682	1.69	2.37	10.4	18.6	2.40		21	03/29/21	0.156	1.26	1.42	3.86	5.13	1.65		6.55
03/30/21	0.670	1.73	2.40	11.7	20.4			22.8	03/30/21	0.0564	0.306	0.362	4.14	5.13			5.49
03/31/21	0.622	1.82	2.44	12.1	20.8			23.2	03/31/21	0.0538	0.865	0.919	3.57	4.92			5.84
04/05/21	0.582	1.61	2.19	14	30.2	3.70		32.4	04/05/21	0.0464	0.278	0.324	3.94	5.89	1.51		6.21
04/06/21	0.525	1.61	2.14	14.3	32.2			34.3	04/06/21	0.0415	0.269	0.311	3.18	4.28			4.59
04/07/21	0.454	1.42	1.87	14.6	28			29.9	04/07/21	0.0480	0.420	0.468	2.63	3.92			4.39
04/12/21	0.329	1.24	1.57	15.8	30	4.35		31.6	04/12/21	0.0244	1.13	1.15	0.867	2.08	2.52		3.23
04/13/21	0.157	0.933	1.09	15.9	29			30.1	04/13/21	0.0308	1.15	1.18	0.867	2.14			3.32
04/14/21	0.0280	0.648	0.676	15.9	30.5			31.2	04/14/21	0.0244	0.896	0.920	0.819	2.08			3
04/19/21	0.338	1.19	1.53	13.8	24.2	3.39		25.7	04/19/21	0.0134	1.02	1.03	0.537	1.91	1.78		2.94
04/20/21	0.409	1.17	1.58	13.8	26.5			28.1	04/20/21	0.0113	1.36	1.37	0.535	1.54			2.91
04/21/21	0.280	0.830	1.11	14.2	26.5			27.6	04/21/21	<0.010	1.44	1.44	0.309	1.35			2.79
04/26/21	0.414	0.986	1.40	14.9	24.2	3.46		25.6	04/26/21	0.0282	0.881	0.909	0.983	2.01	2.22		2.92
04/27/21	0.211	0.583	0.794	15.1	26.5			27.3	04/27/21	0.0209	0.532	0.553	1.11	1.98			2.53
04/28/21	0.0746	0.324	0.399	15	27.2			27.6	04/28/21	0.0220	0.743	0.765	0.989	1.81			2.57
05/03/21	0.119	0.138	0.257	13.3	30	3.84		30.3	05/03/21	0.0120	0.701	0.713	1.44	2.60	2.57		3.31
05/04/21	0.123	0.644	0.767	8.81	18.1			18.9	05/04/21	0.0227	1.10	1.12	0.726	1.85			2.97
05/05/21	0.181	0.519	0.700	11.3	19.9			20.6	05/05/21	0.0341	0.302	0.336	1.27	2.14			2.48
05/10/21	0.116	0.376	0.492	9.73	17.9	2.37		18.4	05/10/21	0.0266	0.667	0.694	1.31	2.47	1.65		3.16
05/11/21	0.0980	0.226	0.324	9.65	20			20.3	05/11/21	0.0238	0.446	0.470	1.56	2.43			2.90
05/12/21	0.0483	<0.100	0.137	13.3	23.8			23.9	05/12/21	0.0162	0.115	0.131	1.42	2.35			2.48
05/17/21	0.0347	<0.100	<0.100	15.9	30	4.11		30	05/17/21	0.0101	<0.100	<0.100	2.35	3.50	2.23		3.50
05/18/21	0.0792	<0.100	0.119	13.8	26.2			26.3	05/18/21	<0.010	<0.100	<0.100	1.74	2.89			2.89

Field's Point Influent and Effluent Nutrients 2021

Date	Field's Point Influent Nutrients							Field's Point Effluent Nutrients								
	Nitrite	Nitrate	Nitrate	Nitrite	Ammonia	TKN	Total	Total	Nitrite	Nitrate	Nitrate	Nitrite	Ammonia	TKN	Total	Total
	NO ₂	NO ₃	NO ₃	NO ₂	NH ₃		Phosphorus	Nitrogen	NO ₂	NO ₃	NO ₃	NO ₂	NH ₃		Phosphorus	Nitrogen
ppm as N	ppm as N	ppm as N	ppm as N	ppm as N	ppm as N	ppm as P	ppm as N	Date	ppm as N	ppm as N	ppm as N	ppm as N	ppm as N	ppm as N	ppm as P	ppm as N
05/19/21	0.0985	<0.100	0.129	15	34.7			34.8	05/19/21	<0.010	<0.100	<0.100	0.904	2.03		2.03
05/24/21	0.131	<0.100	0.131	16.6	29.6	4.74		29.7	05/24/21	<0.010	<0.100	<0.100	0.991	1.98	2.69	1.98
05/25/21	0.135	<0.100	0.140	16.1	29.5			29.6	05/25/21	<0.010	<0.100	<0.100	0.318	1.36		1.36
05/26/21	0.165	<0.100	0.169	13.7	28.7			28.9	05/26/21	<0.010	<0.100	<0.100	0.856	2.03		2.03
05/31/21	0.327	0.178	0.505	7.55	13.6	2.02		14.1	05/31/21	<0.010	1.26	1.26	0.474	1.85	1.16	3.11
06/01/21	0.372	<0.100	0.423	9.87	18.2			18.6	06/01/21	<0.010	0.827	0.827	0.283	1.33		2.16
06/02/21	0.459	<0.100	0.436	12.3	23.7			24.1	06/02/21	<0.010	0.379	0.379	<0.100	0.946		1.32
06/07/21	0.416	0.102	0.518	14.7	26.2	3.74		26.7	06/07/21	0.0182	0.218	0.236	1.10	2.02	2.47	2.26
06/08/21	0.258	0.106	0.364	13.4	22.4			22.8	06/08/21	0.0166	0.103	0.120	1.54	2.43		2.55
06/09/21	0.393	<0.100	0.447	14.4	24.6			25	06/09/21	<0.010	<0.100	<0.100	<0.100	1.05		1.05
06/14/21	0.351	0.364	0.715	8.04	44.4	2.31		45.1	06/14/21	0.0108	1.20	1.21	0.424	1.52	1.84	2.73
06/15/21	0.407	0.275	0.682	9.09	16.2			16.9	06/15/21	0.0106	0.773	0.784	0.385	1.33		2.11
06/16/21	0.371	0.277	0.648	11.1	17.9			18.5	06/16/21	<0.010	0.296	0.296	0.173	1.10		1.40
06/21/21	0.251	0.352	0.603	15.6	32.5	4.36		33.1	06/21/21	<0.010	0.102	0.102	0.381	1.26	2.40	1.36
06/22/21	0.164	0.326	0.490	10.4	21.5			22	06/22/21	<0.010	<0.100	<0.100	0.626	1.50		1.50
06/23/21	0.246	0.286	0.532	13.4	22.4			22.9	06/23/21	<0.010	<0.100	<0.100	<0.100	0.812		0.812
06/28/21	0.106	0.347	0.453	15.7	26	4.08		26.5	06/28/21	<0.010	<0.100	<0.100	0.367	1.30	2.43	1.30
06/29/21	0.201	0.297	0.498	14.7	27.5			28	06/29/21	<0.010	<0.100	<0.100	0.523	1.51		1.51
06/30/21	0.227	0.226	0.453	14.4	24.9			25.4	06/30/21	<0.010	<0.100	<0.100	0.502	1.65		1.65
07/05/21	0.133	0.307	0.440	8.84	15.2	2.11		15.6	07/05/21	<0.010	0.153	0.153	0.499	1.32	1.17	1.47
07/06/21	0.143	0.320	0.463	9.31	15.3			15.8	07/06/21	<0.010	<0.100	<0.100	0.521	1.42		1.42
07/07/21	0.162	0.464	0.626	11.5	20.5			21.1	07/07/21	<0.010	<0.100	<0.100	0.399	1.30		1.30
07/12/21	0.157	0.747	0.904	6.76	11.2	1.77		12.1	07/12/21	<0.010	0.833	0.833	0.365	1.26	1	2.09
07/13/21	0.104	0.259	0.363	7.96	30.5			30.9	07/13/21	<0.010	0.908	0.908	0.500	1.47		2.38
07/14/21	0.0259	0.119	0.145	8.05	13.9			14	07/14/21	<0.010	0.575	0.575	0.724	1.68		2.25
07/19/21	0.0762	0.178	0.254	8.26	13.9	2.04		14.2	07/19/21	<0.010	0.196	0.196	0.762	1.69	1.19	1.89
07/20/21	0.0642	0.132	0.196	8.93	16.3			16.5	07/20/21	<0.010	0.113	0.113	0.767	1.57		1.68
07/21/21	0.0373	0.108	0.145	10.7	21.7			21.8	07/21/21	<0.010	<0.100	<0.100	0.577	1.33		1.33
07/26/21	0.130	<0.100	0.197	12.8	24.4	3		24.6	07/26/21	<0.010	<0.100	<0.100	0.781	1.72	2.01	1.72
07/27/21	0.0721	0.127	0.199	11.8	22.1			22.3	07/27/21	<0.010	<0.100	<0.100	1.06	2.28		2.28

Field's Point Influent and Effluent Nutrients 2021

Date	Field's Point Influent Nutrients							Field's Point Effluent Nutrients								
	Nitrite	Nitrate	Nitrate	Nitrite	Ammonia	TKN	Total	Total	Nitrite	Nitrate	Nitrate	Nitrite	Ammonia	TKN	Total	Total
	NO ₂	NO ₃	NO ₃	NO ₂	NH ₃		Phosphorus	Nitrogen	NO ₂	NO ₃	NO ₃	NO ₂	NH ₃		Phosphorus	Nitrogen
ppm as N	ppm as N	ppm as N	ppm as N	ppm as N	ppm as N	ppm as P	ppm as N	Date	ppm as N	ppm as N	ppm as N	ppm as N	ppm as N	ppm as N	ppm as P	ppm as N
07/28/21	0.142	0.139	0.281	12.5	21.5			21.8	07/28/21	<0.010	<0.100	<0.100	0.703	1.91		1.91
08/02/21	0.0381	<0.100	0.113	14.2	26.2	3.49		26.3	08/02/21	<0.010	<0.100	<0.100	0.297	1.52	1.97	1.52
08/03/21	0.0129	<0.100	<0.100	14.8	25.7			25.7	08/03/21	<0.010	<0.100	<0.100	0.393	1.59		1.59
08/04/21	0.0195	0.149	0.169	10.6	22.5			22.7	08/04/21	<0.010	<0.100	<0.100	1.16	4.17		4.17
08/09/21	0.0162	0.104	0.120	13.9	26	2.90		26.1	08/09/21	<0.010	<0.100	<0.100	0.287	1.45	0.666	1.45
08/10/21	0.0165	<0.100	<0.100	13.6	25.7			25.7	08/10/21	<0.010	<0.100	<0.100	0.607	1.85		1.85
08/11/21	0.0134	<0.100	<0.100	12.9	23.2			23.2	08/11/21	0.0125	<0.100	<0.100	1.67	3.03		3.03
08/16/21	0.0154	<0.100	0.101	15.2	28.2	4.21		28.3	08/16/21	<0.010	<0.100	<0.100	<0.100	1.21	1.80	1.21
08/17/21	0.0122	<0.100	<0.100	14.7	29.5			29.5	08/17/21	<0.010	<0.100	<0.100	<0.100	1.29		1.29
08/18/21	0.0165	<0.100	<0.100	14.4	27.5			27.5	08/18/21	<0.010	<0.100	<0.100	0.914	2.15		2.15
08/23/21	0.0864	0.175	0.261	9.79	16.9	2.67		17.2	08/23/21	<0.010	<0.100	<0.100	1.07	2.20	2.03	2.20
08/24/21	0.0639	0.122	0.186	12.9	20.1			20.3	08/24/21	<0.010	<0.100	<0.100	0.203	1.30		1.30
08/25/21	0.0938	<0.100	0.166	13.6	26			26.2	08/25/21	<0.010	<0.100	<0.100	0.703	1.90		1.90
08/30/21	0.263	<0.100	0.265	14.7	28.2	3.91		28.5	08/30/21	<0.010	<0.100	<0.100	1.12	2.26	2.26	2.26
08/31/21	0.279	<0.100	0.305	15	27.5			27.8	08/31/21	<0.010	<0.100	<0.100	1.39	2.63		2.63
09/01/21	0.233	0.154	0.387	9.96	20			20.4	09/01/21	<0.010	<0.100	<0.100	1.81	3.49		3.49
09/06/21	0.464	0.128	0.592	12.3	22.9	2.64		23.5	09/06/21	<0.010	<0.100	<0.100	1.22	2.36	1	2.36
09/07/21	0.489	0.219	0.708	13.2	24.7			25.4	09/07/21	<0.010	<0.100	<0.100	1.05	2.33		2.33
09/08/21	0.465	<0.100	0.489	12.6	22.8			23.3	09/08/21	0.0105	<0.100	<0.100	1.70	2.99		2.99
09/13/21	0.155	0.122	0.277	14.8	29.2	3.29		29.5	09/13/21	0.0129	<0.100	<0.100	1.76	3.03	1.78	3.03
09/14/21	0.0104	<0.100	<0.100	15.2	26.7			26.7	09/14/21	0.0105	<0.100	<0.100	1.69	3.07		3.07
09/15/21	0.0170	<0.100	<0.100	15.1	28.7			28.7	09/15/21	<0.010	<0.100	<0.100	1.38	2.86		2.86
09/20/21	0.0181	<0.100	0.118	16.6	29.7	3.77		29.8	09/20/21	<0.010	<0.100	<0.100	0.900	2.67	1.58	2.67
09/21/21	0.0109	<0.100	<0.100	15.6	28.7			28.7	09/21/21							
09/22/21	0.0149	<0.100	<0.100	16.7	37.5			37.5	09/22/21	<0.010	<0.100	<0.100	1.06	2.25		2.25
09/23/21									09/23/21	<0.010	<0.100	<0.100	1.01	2.32		2.32
09/27/21	0.0166	<0.100	<0.100	17.5	29.6	3.99		29.6	09/27/21	<0.010	<0.100	<0.100	1.74	3.09	1.66	3.09
09/28/21	0.0212	<0.100	<0.100	15.4	27.7			27.7	09/28/21	<0.010	<0.100	<0.100	3.08	4.20		4.20
09/29/21	0.0142	<0.100	<0.100	17.1	32			32	09/29/21	<0.010	<0.100	<0.100	2.29	3.60		3.60
10/04/21	0.0662	0.450	0.516	5.46	11.3	1.55		11.8	10/04/21	0.0211	<0.100	<0.100	1.59	13.6	5.65	13.6

Field's Point Influent and Effluent Nutrients 2021

Field's Point Influent Nutrients								Field's Point Effluent Nutrients									
	Nitrite	Nitrate	Nitrate	Nitrite	Ammonia	TKN	Total	Total		Nitrite	Nitrate	Nitrate	Nitrite	Ammonia	TKN	Total	Total
	NO ₂	NO ₃	NO ₃	NO ₂	NH ₃		Phosphorus	Nitrogen		NO ₂	NO ₃	NO ₃	NO ₂	NH ₃		Phosphorus	Nitrogen
Date	ppm as N	ppm as N	ppm as N	ppm as N	ppm as N	ppm as N	ppm as P	ppm as N	Date	ppm as N	ppm as N	ppm as N	ppm as N	ppm as N	ppm as N	ppm as P	ppm as N
10/05/21	0.0789	0.270	0.349	10.8	18.9			19.2	10/05/21	0.0152	<0.100	<0.100	1.89	3.44			3.44
10/06/21	0.0425	<0.100	0.116	13.3	25.5			25.6	10/06/21	0.0141	<0.100	<0.100	2.99	4.37			4.37
10/11/21	0.0173	<0.100	<0.100	16.1	28.2	3.30		28.2	10/11/21	0.0161	<0.100	<0.100	3.96	5.60	1.25		5.60
10/12/21	0.0150	<0.100	<0.100	16.2	29.7			29.7	10/12/21	0.0153	<0.100	<0.100	3.22	4.51			4.51
10/13/21	0.0158	<0.100	<0.100	16.9	28.5			28.5	10/13/21	0.0199	<0.100	<0.100	3.02	4.49			4.49
10/18/21	0.0927	<0.100	0.133	17.5	28.2	3.36		28.3	10/18/21	0.0133	<0.100	<0.100	1.63	2.83	1.15		2.83
10/19/21	0.0165	<0.100	<0.100	17.9	28			28	10/19/21	0.0128	<0.100	<0.100	1.57	2.95			2.95
10/20/21	0.0208	<0.100	<0.100	17.8	28.7			28.7	10/20/21	0.0104	<0.100	<0.100	0.995	2.37			2.37
10/21/21									10/21/21			<0.100		2			2
10/22/21									10/22/21			<0.100		1.92			1.92
10/23/21									10/23/21			<0.100		1.54			1.54
10/24/21									10/24/21			0.342		2.21			2.55
10/25/21	0.0402	0.143	0.183	14	27.6	3.80		27.8	10/25/21	0.0158	0.969	0.985	0.799	2	2.63		2.98
10/26/21	0.113	0.509	0.622	7.79	14.9			15.5	10/26/21	0.0277	2.33	2.36	0.613	1.94			4.30
10/27/21	0.101	0.251	0.352	9.30	17.6			18	10/27/21	0.0168	1.97	1.99	0.584	1.69			3.68
11/01/21	0.130	0.124	0.254	9.36	15	2.27		15.3	11/01/21	0.0452	1.21	1.26	0.953	5.31	1.51		6.57
11/02/21	0.176	0.156	0.332	10.8	18.2			18.5	11/02/21	0.0358	0.570	0.606	0.886	1.88			2.49
11/03/21	0.196	0.146	0.342	13.3	26.7			27	11/03/21	0.0291	0.488	0.517	0.716	1.98			2.50
11/08/21	0.291	0.125	0.416	14.9	25.4	3.72		25.8	11/08/21	0.0802	0.749	0.829	1.33	2.57	2.50		3.40
11/09/21	0.372	0.328	0.700	15	26.7			27.4	11/09/21	0.0775	0.952	1.03	1.02	2.17			3.20
11/10/21	0.318	0.180	0.498	15.8	27			27.5	11/10/21	0.0576	1.13	1.19	0.757	2.06			3.25
11/15/21	0.639	1.76	2.40	9.73	17.5	2.45		19.9	11/15/21	0.168	2.91	3.08	1.11	2.21	0.956		5.29
11/16/21	0.887	1.71	2.60	14.5	24.2			26.8	11/16/21	0.182	2.96	3.14	1.45	2.53			5.67
11/17/21	0.821	1.50	2.32	13.8	23.7			26	11/17/21	0.159	2.33	2.49	1.41	2.56			5.05
11/22/21	0.904	1.51	2.41	14.1	23.9	3.08		26.3	11/22/21	0.201	2.40	2.60	1.31	2.47	2.20		5.07
11/23/21	1.12	1.57	2.69	16.3	26.7			29.4	11/23/21	0.240	3.08	3.32	1.87	3.07			6.39
11/24/21	0.863	0.817	1.68	15.6	29.2			30.9	11/24/21	0.214	1.97	2.18	2.22	3.55			5.73
11/29/21	0.725	0.965	1.69	17.7	30.4	3.63		32.1	11/29/21	0.297	1.65	1.95	3.56	4.80	1.78		6.75
11/30/21	0.669	0.981	1.65	17.8	29			30.6	11/30/21	0.285	1.72	2.01	3.88	5.29			7.30
12/01/21	0.721	1.24	1.96	17.9	29.2			31.2	12/01/21	0.325	1.69	2.02	4.73	6.29			8.31

Field's Point Influent and Effluent Nutrients 2021

Field's Point Influent Nutrients								Field's Point Effluent Nutrients							
	Nitrite	Nitrate	NitrateNitrite	Ammonia	TKN	Total	Total		Nitrite	Nitrate	NitrateNitrite	Ammonia	TKN	Total	Total
	NO ₂	NO ₃	NO ₃ NO ₂	NH ₃		Phosphorus	Nitrogen		NO ₂	NO ₃	NO ₃ NO ₂	NH ₃		Phosphorus	Nitrogen
Date	ppm as N	ppm as N	ppm as N	ppm as N	ppm as N	ppm as P	ppm as N	Date	ppm as N	ppm as N	ppm as N	ppm as N	ppm as N	ppm as P	ppm as N
12/06/21	0.366	1.69	2.06	15.1	26.5	3.95	28.6	12/06/21	0.383	1.30	1.68	4.45	5.27	2	6.95
12/07/21	0.330	1.77	2.10	19.6	27		29.1	12/07/21	0.298	2.30	2.60	4.83	5.92		8.52
12/08/21	0.331	0.889	1.22	20.4	33.5		34.7	12/08/21	0.292	2.79	3.08	4.54	5.71		8.79
12/13/21	0.114	0.541	0.655	21.2	34.2	4.94	34.9	12/13/21	0.273	1.57	1.84	3.57	4.80	2.39	6.64
12/14/21	0.205	0.621	0.826	21.3	33		33.8	12/14/21	0.248	2.29	2.54	2.82	4.07		6.61
12/15/21	0.163	0.712	0.875	20.3	29.7		30.6	12/15/21	0.287	2.24	2.53	3.52	4.95		7.48
12/20/21	0.151	0.512	0.663	19	28	3.63	28.7	12/20/21	0.133	1.69	1.82	1.78	2.94	1.96	4.76
12/21/21	0.284	0.528	0.812	18.5	30.2		31	12/21/21	0.138	1.38	1.52	1.98	3.21		4.73
12/22/21	0.201	0.763	0.964	16.3	27.2		28.2	12/22/21	0.135	1.45	1.59	2.48	3.78		5.37
12/27/21	0.445	0.785	1.23	18.3	34.8	4.50	36	12/27/21	0.228	1.63	1.86	2.20	3.48	1.35	5.34
12/28/21	0.487	0.783	1.27	18.4	28.5		29.8	12/28/21	0.128	1.07	1.20	1.76	2.79		3.99
12/29/21	0.468	0.602	1.07	18.1	34.5		35.6	12/29/21	0.107	1.19	1.30	1.58	2.91		4.21

INFLUENT LOADING DATA

BUCKLIN POINT

Bucklin Point Influent Metals Cd - CN 2021
all analyses in ppb

Date	Day of the Week	Influent Flow (MGD)	Cd (ppb)	TTL Cr (ppb)	Hex Cr (ppb)	Cu (ppb)	Pb (ppb)	Hg (ppb)	Hg (ppb)	Ni (ppb)	Ag (ppb)	Zn (ppb)	CN (ppb)
1/5/2021	Tuesday	21.92	0.1228	1.467		31.30	2.813	102	0.102	8.139	2.378	63.29	4.57
1/6/2021	Wednesday	21.13	0.1242	1.794		33.91	2.077			21.22	1.943	64.28	5.33
1/12/2021	Tuesday	19.23	0.1255	2.128	23	32.15	2.297			5.962	4.398	68.35	4.41
1/13/2021	Wednesday	18.75	0.1282	1.830		34.65	2.381			11.50	3.874	73.98	6.75
1/19/2021	Tuesday	19.52	0.1139	3.915		28.12	2.304			11.71	1.129	61.97	<4
1/20/2021	Wednesday	19.35	0.1231	1.917		36.61	2.491			11.97	0.8040	67.36	<4
1/26/2021	Tuesday	18.17	0.1120	2.240		32.28	2.153			9.375	1.014	66.16	17.3
1/27/2021	Wednesday	18.93	0.2085	2.845		49.58	3.285			8.437	1.331	82.03	14.5
2/2/2021	Tuesday	44.21	0.1959	3.754	16	38.22	8.318	19.2	0.0192	4.162	0.7834	120.8	11.4
2/3/2021	Wednesday	18.27	0.1119	3.517		29.50	2.887			7.242	0.7394	73.65	6.32
2/9/2021	Tuesday	17.36	0.1151	2.184		30.36	2.642			14.29	1.060	70.27	5.38
2/10/2021	Wednesday	16.77	0.1371	2.345		36.32	2.354			36.83	1.434	75.61	6.96
2/16/2021	Tuesday	37.28	0.1517	27.93		51.98	12.06			22.43	4.997	114.4	9.86
2/17/2021	Wednesday	17.34	0.1379	3.333		37.40	3.510			13.44	1.902	75.67	4.71
2/23/2021	Tuesday	18.65	0.1329	3.014		37.54	7.660			5.162	0.8911	82.09	17.8
2/24/2021	Wednesday	17.94	0.1182	1.972		30.29	2.173			5.709	1.521	65.47	14.1
3/2/2021	Tuesday	18.97	0.1259	1.560	63	32.18	2.192	19.1	0.0191	8.773	1.756	63.72	7.88
3/3/2021	Wednesday	18.63	0.1332	1.275		30.39	1.985			6.316	0.9955	65.15	6.33
3/9/2021	Tuesday	16.85	0.1256	2.974		34.01	2.198			8.353	1.023	74.64	4.35
3/10/2021	Wednesday	17.24	0.1369	5.834		96.42	2.712			46.60	1.951	84.72	4.10
3/16/2021	Tuesday	16.31	0.1579	3.447		76.42	3.626			17.85	2.190	99.66	4.50
3/17/2021	Wednesday	16.29	0.1309	2.221		47.91	3.069			7.968	1.872	77.78	4.42
3/23/2021	Tuesday	15.56	0.1396	5.166		97.61	3.120			45.05	2.581	93.28	10.2
3/24/2021	Wednesday	16.34	0.1293	7.903		50.53	2.380			6.906	1.350	82.68	4.32
3/30/2021	Tuesday	16.85	0.1267	3.772		57.14	2.625			24.69	2.391	88.52	7.72
3/31/2021	Wednesday	20.30	0.1197	2.232		41.36	2.261			10.64	1.331	74.23	6.13
4/6/2021	Tuesday	17.63	0.1620	3.857		61.23	2.860			16.33	2.453	101.8	6.34
4/7/2021	Wednesday	18.17	0.1174	2.177		41.40	2.234			15.65	1.357	77.34	4.69
4/13/2021	Tuesday	16.44	0.1576	2.327	26	49.42	3.150	18.5	0.0185	11.73	1.880	87.05	6.71
4/14/2021	Wednesday	16.32	0.1446	2.012		44.65	3.229			9.019	1.693	94.57	4.94
4/20/2021	Tuesday	17.42	0.1305	2.521		37.03	3.061			6.024	0.9387	78.77	7.90
4/21/2021	Wednesday	19.72	0.1361	7.345		55.06	2.710			8.746	0.9537	101.3	<4
4/27/2021	Tuesday	16.48	0.2449	3.103		41.77	6.765			15.08	2.667	98.90	4.18
4/28/2021	Wednesday	17.82	0.3219	3.201		48.94	5.524			11.17	1.951	129.3	<4
5/4/2021	Tuesday	43.02	0.1758	3.661	28	66.91	7.876	26.8	0.0268	10.38	2.858	113.8	4.11
5/5/2021	Wednesday	21.39	0.1448	2.122		36.61	3.163			8.963	2.205	75.86	<4
5/11/2021	Tuesday	18.00	0.1234	2.654		37.56	2.239			7.795	3.472	80.41	<4
5/12/2021	Wednesday	17.43	0.1505	1.616		49.43	2.798			6.878	2.044	96.05	<4
5/18/2021	Tuesday	15.62	0.1596	4.440		56.82	4.447			12.30	1.757	110.9	12.4
5/19/2021	Wednesday	15.07	0.1604	9.378		59.46	3.677			8.567	1.500	119.2	<4
5/25/2021	Tuesday	14.97	0.1544	13.22		53.20	4.254			11.31	2.954	119.9	<4
5/26/2021	Wednesday	20.35	0.1509	4.332		56.14	3.484			11.12	2.303	160.6	<4
6/1/2021	Tuesday	18.23	0.1008	1.048		27.86	1.931			3.143	0.7628	66.36	<4
6/2/2021	Wednesday	17.49	0.1234	10.32		54.35	2.780			13.35	2.560	84.83	<4
6/8/2021	Tuesday	15.89	0.1309	5.738	52	53.45	3.395	23.2	0.0232	13.03	1.567	106.7	<4
6/9/2021	Wednesday	15.12	0.1603	4.669		59.40	4.061			10.83	2.035	105.5	<4
6/15/2021	Tuesday	19.02	0.2127	4.152		39.55	6.460			8.959	2.193	79.69	<4
6/16/2021	Wednesday	15.85	0.1716	8.869		54.51	9.253			9.853	1.102	124.9	<4
6/22/2021	Tuesday	25.77	0.1421	5.274		56.70	3.354			19.10	1.386	98.89	<4
6/23/2021	Wednesday	15.46	0.1432	3.394		44.22	7.982			9.544	1.196	111	<4
6/29/2021	Tuesday	13.45	0.1641	3.513		62.86	4.076			19.80	1.937	112.9	19.4
6/30/2021	Wednesday	17.86	0.1400	2.192		52.37	3.333			13.77	0.8175	113.3	15
7/6/2021	Tuesday	23.43	0.1152	2.125		38.15	2.016			2.493	0.2998	64.42	5.59
7/7/2021	Wednesday	16.77	0.1752	2.700		46.46	5.778			11.80	0.9484	97.49	5.04
7/13/2021	Tuesday	25.92	0.1550	2.230	11	33.01	3.478	14.2	0.0142	8.375	0.7861	76.08	6.28
7/14/2021	Wednesday	25.00	0.1266	1.445		33.17	2.178			14.72	0.6626	65.51	27.9
7/20/2021	Tuesday	23.55	0.1495	4.737		37.13	8.418			17.84	0.6597	66.61	4.88
7/21/2021	Wednesday	22.23	0.1352	1.436		35.65	2.641			17.37	0.6829	66.56	<4
7/27/2021	Tuesday	19.27	0.1712	1.928		42.72	3.598			10.50	1.034	92.12	4.41
7/28/2021	Wednesday	19.22	0.1720	9.341		46.28	5.259			11.68	1.229	109	4.06
8/3/2021	Tuesday	16.56	0.1389	4.162	29	37.56	3.163	25.2	0.0252	8.872	1.635	88.91	4
8/4/2021	Wednesday	20.76	0.1586	3.109		50.65	3.118			8.682	1.418	119.5	<4
8/10/2021	Tuesday	17.21	0.1281	1.741		36.79	2.923			3.467	0.3906	86.21	
8/11/2021	Wednesday	16.77	0.1573	3.233		58.89	3.826			12.93	2.420	101	6.16
8/12/2021	Thursday	16.21											4.59
8/17/2021	Tuesday	15.55	0.1279	2.660		46.13	3.241			11	4.899	94.88	4.40
8/18/2021	Wednesday	15.50	0.1484	10.11		56.98	3.666			8.749	9.174	107.9	6.33
8/24/2021	Tuesday	17.92	0.1202	2.850		32.51	6.642			9.267	1.575	78.90	5.80
8/25/2021	Wednesday	15.07	0.1118	4.037		34.22	2.054			5.934	1.079	76.25	4.18
8/31/2021	Tuesday	14.88	0.1094	3.767		46.86	2.315			5.195	1.357	88.81	<4

Bucklin Point Influent Metals Cd - CN 2021
all analyses in ppb

Date	Day of the Week	Influent Flow (MGD)	Cd (ppb)	TTL Cr (ppb)	Hex Cr (ppb)	Cu (ppb)	Pb (ppb)	Hg (ppb)	Hg (ppb)	Ni (ppb)	Ag (ppb)	Zn (ppb)	CN (ppb)
9/1/2021	Wednesday	25.06	0.1249	4.940		45.41	3.485			9.266	1.506	87.62	4.41
9/7/2021	Tuesday	18.74	0.1212	1.322		31.31	2.922			4.745	0.9157	66.29	4.46
9/8/2021	Wednesday	18.82	0.1272	4.709		38.18	2.732			16.20	1.611	72.61	<4
9/14/2021	Tuesday	16.99	0.1447	2.399	26	52.79	2.546	17.4	0.0174	7.215	1.709	84.33	<4
9/15/2021	Wednesday	17.09	0.1323	3.224		47.67	2.685			9.852	1.084	83.12	<4
9/21/2021	Tuesday	15.63	0.1514	6.856		50.25	3.523			13.89	2.843	91.30	34.4
9/22/2021	Wednesday	16.34	0.1423	6.684		49.76	2.653			8.377	2.598	93.66	9.20
9/28/2021	Tuesday	23.75	0.1373	4.234		58.69	7.206			26.97	4.594	112	5.81
9/29/2021	Wednesday	14.70	0.1651	2.908		48.30	4.134			8.814	3.159	87.42	5.64
10/5/2021	Tuesday	30.08	0.1074	2.943	12	45.59	5.603	25.3	0.0253	5.030	2.182	80.81	<4
10/6/2021	Wednesday	17.65	0.1353	2.414		43.94	2.357			10.30	2.141	79.21	4.86
10/12/2021	Tuesday	15.52	0.1198	1.590		40.07	3.002			3.056	0.4952	77.01	<4
10/13/2021	Wednesday	15.71	0.1381	3.111		44.63	3.084			19.86	2.292	83.23	<4
10/19/2021	Tuesday	15.34	0.1406	2.355		48.87	2.562			22.11	2.384	89.73	12.1
10/20/2021	Wednesday	15.46	0.1591	5.210		57.43	3.172			11.86	2.142	97.42	10.2
10/26/2021	Tuesday	42.83	0.1347	4.415		44.68	6.847			28.07	3.179	101.3	6.56
10/27/2021	Wednesday	28.32	0.09791	3.503		32.84	4.973			18.58	1.226	74.29	4.89
11/2/2021	Tuesday	18.82	0.1310	11.30	22	39.58	2.857	11.6	0.0116	18.07	1.642	73.59	6.11
11/3/2021	Wednesday	17.86	0.1340	9.105		46.87	2.786			12.86	1.418	84.37	4.81
11/9/2021	Tuesday	16.37	0.1464	2.541		45.69	3.033			10.04	1.584	90.26	<4
11/10/2021	Wednesday	16.36	0.1332	2.903		50.10	3.202			12.08	1.884	93.73	4.21
11/16/2021	Tuesday	17.87	<0.400	21.25		53.73	9.353			12.06	2.538	100.2	32
11/17/2021	Wednesday	18.25	0.1431	4.128		46.54	3.202			8.112	1.362	99.64	10.7
11/23/2021	Tuesday	16.70	<0.200	8.948		51.75	4.936			12.32	2.286	83.03	<4
11/24/2021	Wednesday	16.91	0.1704	5.791		55.67	3.557			12.76	1.493	87.05	5.52
11/30/2021	Tuesday	16.04	0.1730	10.04		50.54	2.827			12.90	2.617	94.90	<4
12/1/2021	Wednesday	15.77	0.1099	7.418		57.27	2.532			18.94	3.682	80.78	4.60
12/7/2021	Tuesday	16.35	0.2365	2.872	33	47.66	4.660	17.1	0.0171	12.53	2.376	87.81	6.45
12/8/2021	Wednesday	15.79	0.1959	2.821		51.85	2.592			10.30	2.523	85.58	4.70
12/14/2021	Tuesday	15.16	0.1573	6.756		42.44	3.482			8.762	5.647	83.96	6.75
12/15/2021	Wednesday	15.44	0.1141	4.599		41.55	3.714			9.374	3.920	78.84	8.89
12/21/2021	Tuesday	15.41	0.1510	6.579		60.58	2.647			14.45	1.915	102.4	<4
12/22/2021	Wednesday	19.18	0.1429	9.451		44.59	4.001			9.545	2.396	96.65	<4
12/28/2021	Tuesday	16.18	0.1337	2.585		57.16	2.786			11.10	2.674	93.04	8.40
12/29/2021	Wednesday	16.13	0.1125	6.696		41.94	2.240			10.08	2.176	76.61	5.45

Bucklin Point Influent Metals Al - Sn 2021
all analyses in ppb

Date	Day of the Week	Influent Flow (MGD)	Al (ppb)	Fe (ppb)	Se (ppb)	As (ppb)	Mo (ppb)	Sn (ppb)
1/5/2021	Tuesday	21.92	224	715	<1	0.6503	3.411	<5
1/6/2021	Wednesday	21.13	221.5		<1	0.6932	7.044	
1/12/2021	Tuesday	19.23	162.2		<1	0.5821	2.954	
1/13/2021	Wednesday	18.75	200.2		<1	0.6563	9.565	
1/19/2021	Tuesday	19.52	152.3		<1	0.6527	7.436	
1/20/2021	Wednesday	19.35	174.5		<1	0.6102	2.666	
1/26/2021	Tuesday	18.17	173.6		<1	0.6164	4.059	
1/27/2021	Wednesday	18.93	292		<1	0.6930	5.726	
2/2/2021	Tuesday	44.21	522.1	1443	<1	0.9113	3.896	<5
2/3/2021	Wednesday	18.27	627.5		<1	0.7171	3.240	
2/9/2021	Tuesday	17.36	187.2		<1	0.6419	5.084	
2/10/2021	Wednesday	16.77	209		<1	0.7367	4.899	
2/16/2021	Tuesday	37.28	962.1		<1	0.8844	2.704	
2/17/2021	Wednesday	17.34	291.5		<1	0.8016	4.376	
2/23/2021	Tuesday	18.65	551.9		<1	0.8119	3.575	
2/24/2021	Wednesday	17.94	171.7		<1	0.5960	2.223	
3/2/2021	Tuesday	18.97	149.1	751.9	<1	0.6686	3.836	<5
3/3/2021	Wednesday	18.63	142.4		<1	0.6105	2.887	
3/9/2021	Tuesday	16.85	791.1		<1	0.5915	1.956	
3/10/2021	Wednesday	17.24	549.5		<1	0.6166	3.132	
3/16/2021	Tuesday	16.31	202.5		<1	0.6920	4.905	
3/17/2021	Wednesday	16.29	169.4		<1	0.5950	2.645	
3/23/2021	Tuesday	15.56	216.7		<1	0.6745	5.747	
3/24/2021	Wednesday	16.34	195.3		<1	0.6262	6.494	
3/30/2021	Tuesday	16.85	210.4		<1	0.7488	3.629	
3/31/2021	Wednesday	20.30	182.1		<1	0.7209	6.034	
4/6/2021	Tuesday	17.63	303.5		<1	0.8650	4.825	
4/7/2021	Wednesday	18.17	186.8		<1	0.6964	4.646	
4/13/2021	Tuesday	16.44	187.5	811.9	<1	0.7456	12.56	<5
4/14/2021	Wednesday	16.32	219.8		<1	0.6865	5.165	
4/20/2021	Tuesday	17.42	271.6		<1	0.7014	2.636	
4/21/2021	Wednesday	19.72	235.5		<1	0.6926	4.142	
4/27/2021	Tuesday	16.48	315.3		<3	<1.500	6.521	
4/28/2021	Wednesday	17.82	421.4		<3	<1.500	14.12	
5/4/2021	Tuesday	43.02	401.5	1029	<1	0.7450	4.685	<5
5/5/2021	Wednesday	21.39	213.5		<1	0.6952	8.997	
5/11/2021	Tuesday	18.00	211.3		<1	0.7030	6.181	
5/12/2021	Wednesday	17.43	230.2		<1	0.7364	10.01	
5/18/2021	Tuesday	15.62	262.3		<1	0.7638	5.053	
5/19/2021	Wednesday	15.07	263.8		<1	0.7176	4.825	
5/25/2021	Tuesday	14.97	281.7		<1	0.8174	12.36	
5/26/2021	Wednesday	20.35	262.2		<1	0.7556	8.288	
6/1/2021	Tuesday	18.23	164.9		<1	0.6175	1.769	
6/2/2021	Wednesday	17.49	222.6		<1	0.7024	7.401	
6/8/2021	Tuesday	15.89	312.9	930.2	<1	0.8029	7.958	<5
6/9/2021	Wednesday	15.12	312.2		<1	0.7354	4.295	
6/15/2021	Tuesday	19.02	544.9		<1	0.8723	3.702	
6/16/2021	Wednesday	15.85	439.1		<1	1.030	3.835	
6/22/2021	Tuesday	25.77	235.3		<1	0.8187	3.066	
6/23/2021	Wednesday	15.46	367.7		<1	0.8657	2.116	
6/29/2021	Tuesday	13.45	295		<1	0.9030	6.600	
6/30/2021	Wednesday	17.86	218.6		<1	0.7650	2.612	
7/6/2021	Tuesday	23.43	601.2		<1	0.7063	2.302	
7/7/2021	Wednesday	16.77	285		<1	0.8511	2.824	
7/13/2021	Tuesday	25.92	197	823.4	<1	0.8283	2.428	<5
7/14/2021	Wednesday	25.00	160.5		<1	0.7328	3.460	
7/20/2021	Tuesday	23.55	563.8		<1	0.8501	4.452	

Bucklin Point Influent Metals Al - Sn 2021
all analyses in ppb

Date	Day of the Week	Influent Flow (MGD)	Al (ppb)	Fe (ppb)	Se (ppb)	As (ppb)	Mo (ppb)	Sn (ppb)
7/21/2021	Wednesday	22.23	164.6		<1	0.8170	3.872	
7/27/2021	Tuesday	19.27	212.3		<1	0.8087	4.656	
7/28/2021	Wednesday	19.22	282.6		<1	0.8512	4.823	
8/3/2021	Tuesday	16.56	229	774.9	<1	0.7436	8.716	<5
8/4/2021	Wednesday	20.76	233.7		<1	0.8443	12.07	
8/10/2021	Tuesday	17.21	201		<1	0.7668	2.864	
8/11/2021	Wednesday	16.77	378.3		<1	0.9214	7.664	
8/17/2021	Tuesday	15.55	194.5		<1	0.6945	2.682	
8/18/2021	Wednesday	15.50	250.4		<1	0.8033	15.25	
8/24/2021	Tuesday	17.92	268.7		<1	0.7592	10.41	
8/25/2021	Wednesday	15.07	169.5		<1	0.6376	2.272	
8/31/2021	Tuesday	14.88	178.1		<1	0.6765	3.575	
9/1/2021	Wednesday	25.06	214.8		<1	0.7665	8.940	
9/7/2021	Tuesday	18.74	157.3		<1	0.7877	1.631	
9/8/2021	Wednesday	18.82	181.1		<1	0.7728	3.666	
9/14/2021	Tuesday	16.99	197.2	793.8	<1	0.8020	4.399	<5
9/15/2021	Wednesday	17.09	189.2		<1	0.7433	6.746	
9/21/2021	Tuesday	15.63	247.8		<1	0.8649	3.955	
9/22/2021	Wednesday	16.34	219.2		<1	0.7785	4.068	
9/28/2021	Tuesday	23.75	415.7		<1	0.8309	5.619	
9/29/2021	Wednesday	14.70	269.3		<1	0.7822	5.495	
10/5/2021	Tuesday	30.08	283.6	782.1	<1	0.8282	1.931	<5
10/6/2021	Wednesday	17.65	210.7		<1	0.8269	5.651	
10/12/2021	Tuesday	15.52	178.9		<1	0.6702	2.713	
10/13/2021	Wednesday	15.71	204.3		<1	0.6797	4.240	
10/19/2021	Tuesday	15.34	217.8		<1	0.7721	6.064	
10/20/2021	Wednesday	15.46	230.9		<1	0.8230	4.857	
10/26/2021	Tuesday	42.83	358.5		<1	0.7315	2.494	
10/27/2021	Wednesday	28.32	1403		<1	0.7252	1.771	
11/2/2021	Tuesday	18.82	2907	1182	<3	<1.500	26.94	<5
11/3/2021	Wednesday	17.86	1038		<1	0.7449	3.071	
11/9/2021	Tuesday	16.37	234.3		<1	0.9795	9.087	
11/10/2021	Wednesday	16.36	474		<1	0.7916	3.669	
11/16/2021	Tuesday	17.87	28320		<20	<10	<6	
11/17/2021	Wednesday	18.25	3341		<3	<1.500	6.820	
11/23/2021	Tuesday	16.70	9342		<10	<5	<3	
11/24/2021	Wednesday	16.91	1258		<3	<1.500	5.001	
11/30/2021	Tuesday	16.04	385.3		<3	<1.500	4.806	
12/1/2021	Wednesday	15.77	229.1		<1	0.7274	6.588	
12/7/2021	Tuesday	16.35	280.1	826.6	<1	0.8690	4.034	<5
12/8/2021	Wednesday	15.79	198.3		<1	0.8498	2.754	
12/14/2021	Tuesday	15.16	5390		<3	<1.500	5.847	
12/15/2021	Wednesday	15.44	3283		<3	<1.500	4.637	
12/21/2021	Tuesday	15.41	246.1		<1	0.7941	4.784	
12/22/2021	Wednesday	19.18	276.1		<3	<1.500	36.24	
12/28/2021	Tuesday	16.18	271.4		<1	0.6948	3.139	
12/29/2021	Wednesday	16.13	185.4		<1	0.6430	4.472	

Bucklin Point Monthly Average, Minimum, and Maximum Influent Data 2021
all analyses in ppb

Date		Flow (MGD)	Cd	TTL Cr	Hex Cr	Cu	Pb	Hg (ppt)	Ni	Ag	Zn	CN
January	Average	20.71	0.13	2.27	23.00	34.83	2.48	102.00	11.04	2.11	68.43	7.61
	Minimum	16.65	0.11	1.47	23.00	28.12	2.08	102.00	5.96	0.80	61.97	4.00
	Maximum	48.32	0.21	3.92	23.00	49.58	3.29	102.00	21.22	4.40	82.03	17.30
February	Average	19.89	0.14	6.01	16.00	36.45	5.20	19.20	13.66	1.67	84.75	9.57
	Minimum	15.82	0.11	1.97	16.00	29.50	2.17	19.20	4.16	0.74	65.47	4.71
	Maximum	44.21	0.20	27.93	16.00	51.98	12.06	19.20	36.83	5.00	120.80	17.80
March	Average	18.58	0.13	3.64	63.00	56.40	2.62	19.10	18.31	1.74	80.44	6.00
	Minimum	15.06	0.12	1.28	63.00	30.39	1.99	19.10	6.32	1.00	63.72	4.10
	Maximum	32.46	0.16	7.90	63.00	97.61	3.63	19.10	46.60	2.58	99.66	10.20
April	Average	20.15	0.18	3.32	26.00	47.44	3.69	18.50	11.72	1.74	96.13	5.35
	Minimum	15.81	0.12	2.01	26.00	37.03	2.23	18.50	6.02	0.94	77.34	4.00
	Maximum	47.88	0.32	7.35	26.00	61.23	6.77	18.50	16.33	2.67	129.30	7.90
May	Average	19.85	0.15	5.18	28.00	52.02	3.99	26.80	9.66	2.39	109.59	5.06
	Minimum	14.36	0.12	1.62	28.00	36.61	2.24	26.80	6.88	1.50	75.86	4.00
	Maximum	50.94	0.18	13.22	28.00	66.91	7.88	26.80	12.30	3.47	160.60	12.40
June	Average	17.29	0.15	4.92	52.00	50.53	4.66	23.20	12.14	1.56	100.41	6.64
	Minimum	13.45	0.10	1.05	52.00	27.86	1.93	23.20	3.14	0.76	66.36	4.00
	Maximum	43.47	0.21	10.32	52.00	62.86	9.25	23.20	19.80	2.56	124.90	19.40
July	Average	25.39	0.15	3.24	11.00	39.07	4.17	14.20	11.85	0.79	79.72	7.77
	Minimum	16.45	0.12	1.44	11.00	33.01	2.02	14.20	2.49	0.30	64.42	4.00
	Maximum	52.44	0.18	9.34	11.00	46.46	8.42	14.20	17.84	1.23	109.00	27.90
August	Average	18.63	0.13	3.96	29.00	44.51	3.44	25.20	8.23	2.66	93.60	4.83
	Minimum	14.22	0.11	1.74	29.00	32.51	2.05	25.20	3.47	0.39	76.25	4.00
	Maximum	55.41	0.16	10.11	29.00	58.89	6.64	25.20	12.93	9.17	119.50	6.33
September	Average	20.01	0.14	4.14	26.00	46.93	3.54	17.40	11.70	2.22	86.48	8.44
	Minimum	14.70	0.12	1.32	26.00	31.31	2.55	17.40	4.75	0.92	66.29	4.00
	Maximum	53.09	0.17	6.86	26.00	58.69	7.21	17.40	26.97	4.59	112.00	34.40
October	Average	20.38	0.13	3.19	12.00	44.76	3.95	25.30	14.86	2.01	85.38	6.33
	Minimum	14.21	0.10	1.59	12.00	32.84	2.36	25.30	3.06	0.50	74.29	4.00
	Maximum	57.13	0.16	5.21	12.00	57.43	6.85	25.30	28.07	3.18	101.30	12.10
November	Average	18.80	0.18	8.45	22.00	48.94	3.97	11.60	12.36	1.87	89.64	8.37
	Minimum	15.99	0.13	2.54	22.00	39.58	2.79	11.60	8.11	1.36	73.59	4.00
	Maximum	41.06	0.40	21.25	22.00	55.67	9.35	11.60	18.07	2.62	100.20	32.00
December	Average	16.85	0.15	5.53	33.00	49.45	3.18	17.10	11.68	3.03	87.30	5.92
	Minimum	14.62	0.11	2.59	33.00	41.55	2.24	17.10	8.76	1.92	76.61	4.00
	Maximum	23.04	0.24	9.45	33.00	60.58	4.66	17.10	18.94	5.65	102.40	8.89

Bucklin Point Influent Loading Summary 2021

Bucklin Point monthly mean influent concentration (ppb)

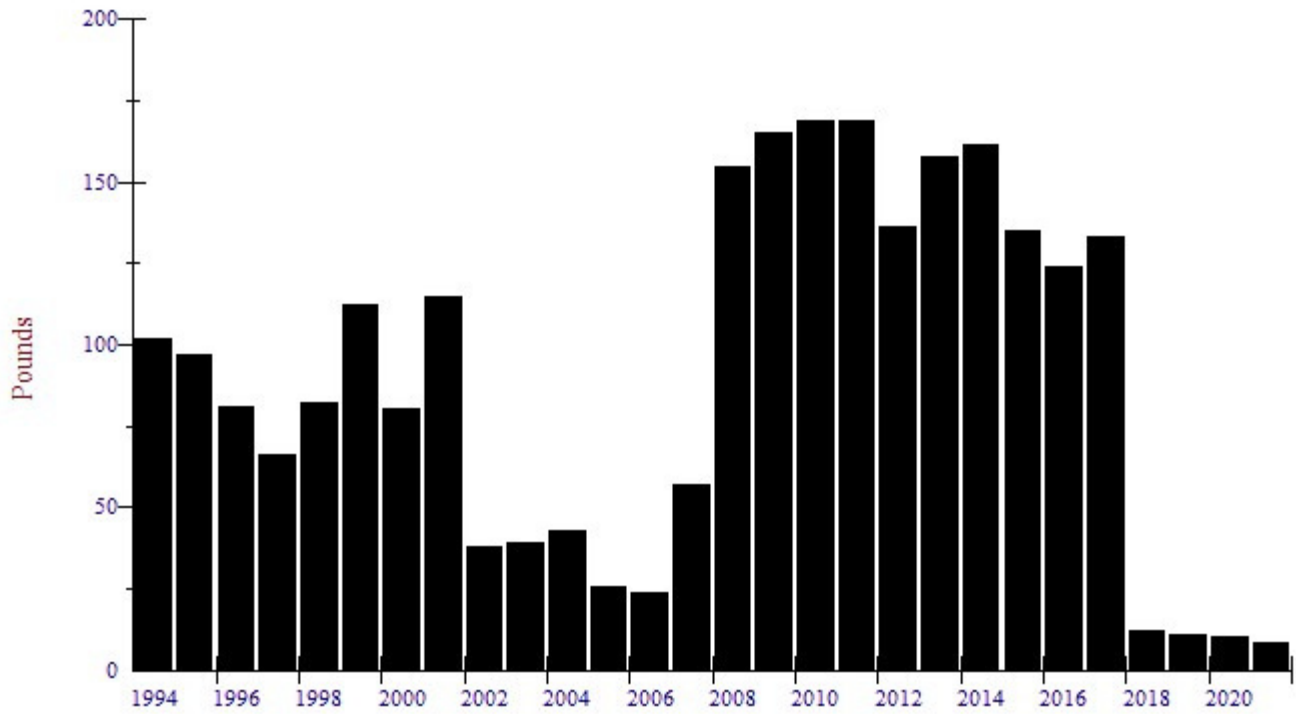
Month	Mean Inf Flow (MGD)	Cd	Total Cr	Hex Cr	Cu	Pb	Hg	Ni	Ag	Zn	Total Cyanide	Total Metals*
January	20.71	0.13	2.27	23.00	34.83	2.48	0.1020	11.04	2.11	68.43	7.61	121.38
February	19.89	0.14	6.01	16.00	36.45	5.20	0.0192	13.66	1.67	84.75	9.57	147.88
March	18.58	0.13	3.64	63.00	56.40	2.62	0.0191	18.31	1.74	80.44	6.00	163.30
April	20.15	0.18	3.32	26.00	47.44	3.69	0.0185	11.72	1.74	96.13	5.35	164.23
May	19.85	0.15	5.18	28.00	52.02	3.99	0.0268	9.66	2.39	109.59	5.06	183.01
June	17.29	0.15	4.92	52.00	50.53	4.66	0.0232	12.14	1.56	100.41	6.64	174.38
July	25.39	0.15	3.24	11.00	39.07	4.17	0.0142	11.85	0.79	79.72	7.77	139.01
August	18.63	0.13	3.96	29.00	44.51	3.44	0.0252	8.23	2.66	93.60	4.83	156.56
September	20.01	0.14	4.14	26.00	46.93	3.54	0.0174	11.70	2.22	86.48	8.44	155.18
October	20.38	0.13	3.19	12.00	44.76	3.95	0.0253	14.86	2.01	85.38	6.33	154.29
November	18.80	0.18	8.45	22.00	48.94	3.97	0.0116	12.36	1.87	89.64	8.37	165.42
December	16.85	0.15	5.53	33.00	49.45	3.18	0.0171	11.68	3.03	87.30	5.92	160.34

*Total Metals = Sum of Monthly Average Metals Concentrations (Cd, Cr, Cu, Pb, Hg, Ni, Ag, Zn)

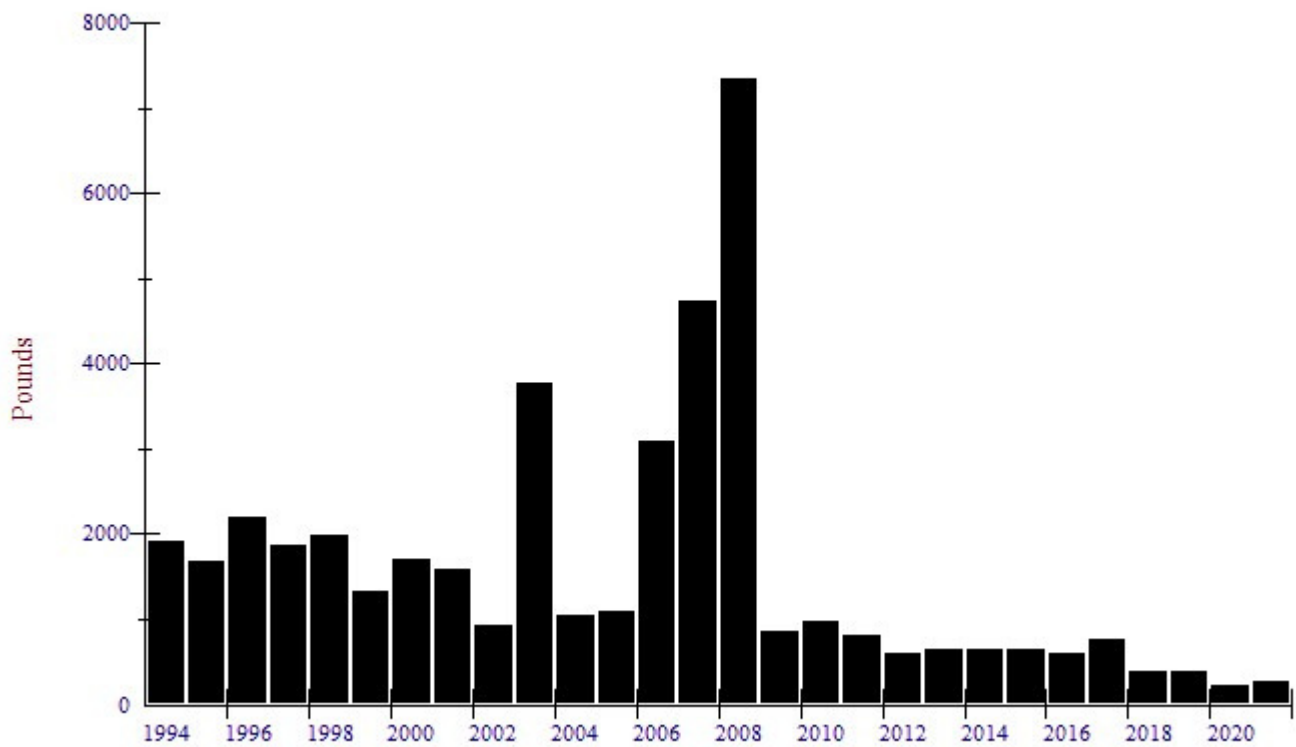
Bucklin Point Influent Loading Data**Influent loading (lbs/year)**

Year	Cadmium	Chromium	Copper	Lead	Mercury	Nickel	Silver	Zinc
1994	102	1,915	16,107	3,278	34.0	4,305	902	16,738
1995	97	1,670	11,525	2,223	25.0	3,679	519	12,339
1996	81	2,189	10,244	1,884	8.0	3,386	704	11,642
1997	66	1,876	7,844	1,781	6.0	3,530	763	9,709
1998	82	1,987	8,278	1,246	9.0	3,823	777	11,064
1999	112	1,334	9,814	1,585	5.8	3,991	985	12,655
2000	80	1,696	9,418	1,952	7.0	5,511	1,030	14,641
2001	115	1,583	7,349	1,079	12.0	4,207	623	10,887
2002	38	918	6,141	870	6.1	2,845	603	9,715
2003	39	3,762	5,638	873	6.5	3,396	371	10,337
2004	43	1,045	5,269	661	5.4	3,692	326	10,117
2005	26	1,099	4,734	707	5.6	2,685	223	8,768
2006	24	3,082	4,976	767	4.5	2,686	250	8,771
2007	57	4,743	5,469	581	5.2	2,565	208	8,616
2008	155	7,338	5,021	713	3.6	2,923	270	8,248
2009	165	866	3,992	714	4.1	1,346	266	7,532
2010	169	985	3,714	711	5.3	948	272	7,041
2011	169	819	3,409	742	3.9	888	270	6,396
2012	136	602	3,096	552	2.6	760	218	5,357
2013	158	636	3,768	636	3.0	1,000	253	6,367
2014	162	654	4,614	657	3.3	993	259	7,176
2015	135	645	4,097	561	2.6	987	217	6,757
2016	124	607	3,252	509	2.4	955	206	5,784
2017	133	768	3,029	568	2.4	1,280	220	5,575
2018	12	393	2,646	298	1.3	718	76	5,599
2019	11	392	2,977	303	2.3	931	99	5,977
2020	10	218	2,686	246	1.2	705	86	5,467
2021	9	264	2,739	224	1.6	735	117	5,287

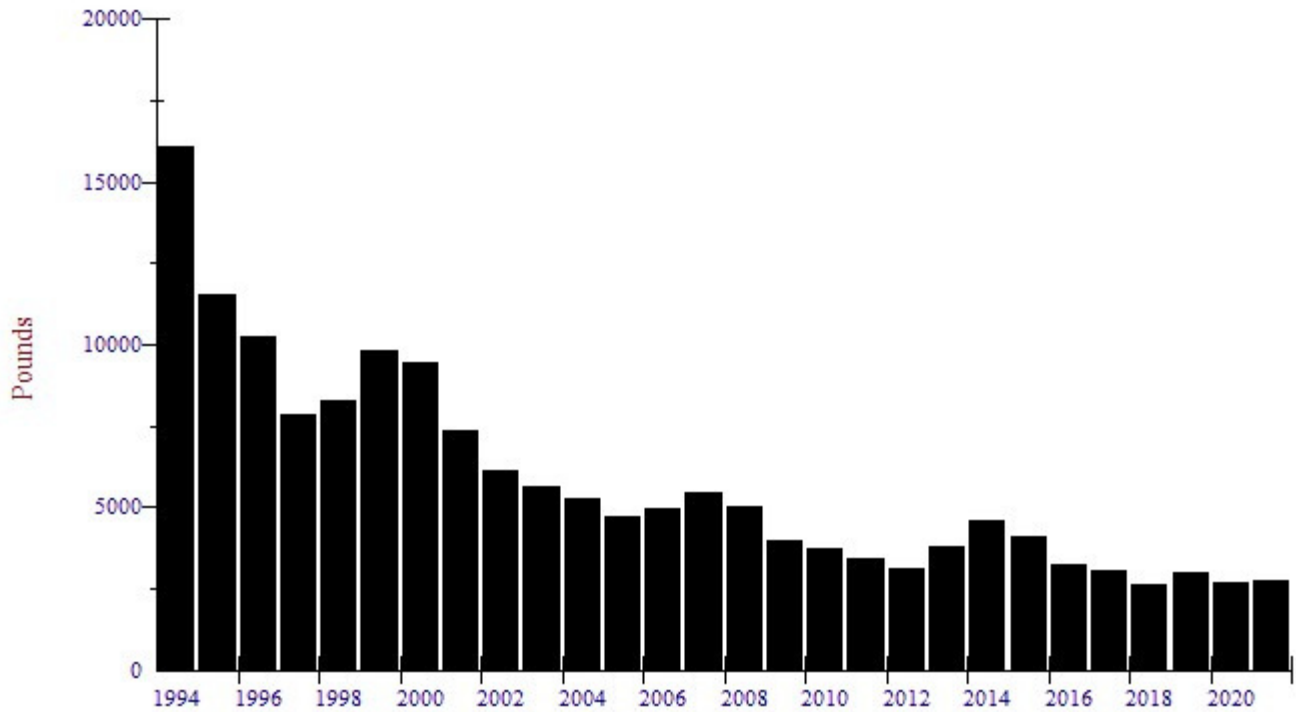
Bucklin Point Influent Cadmium Loading



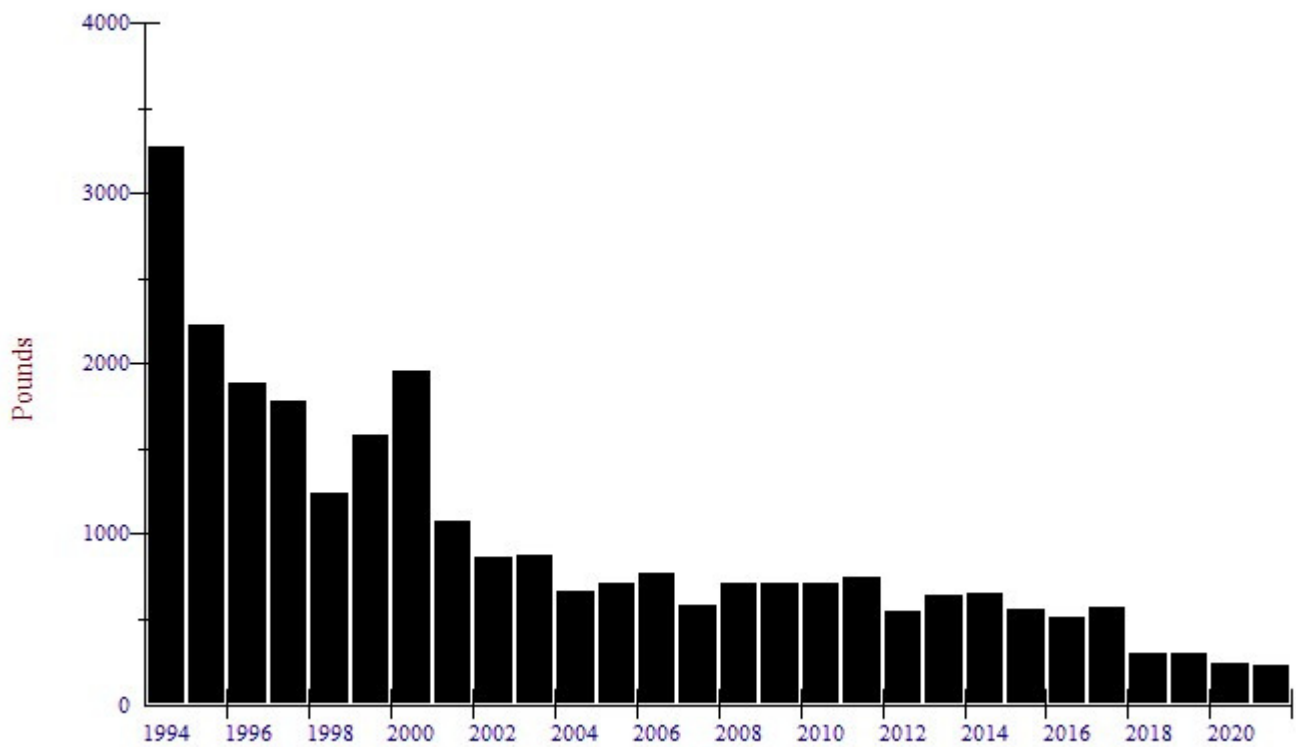
Bucklin Point Influent Chromium Loading



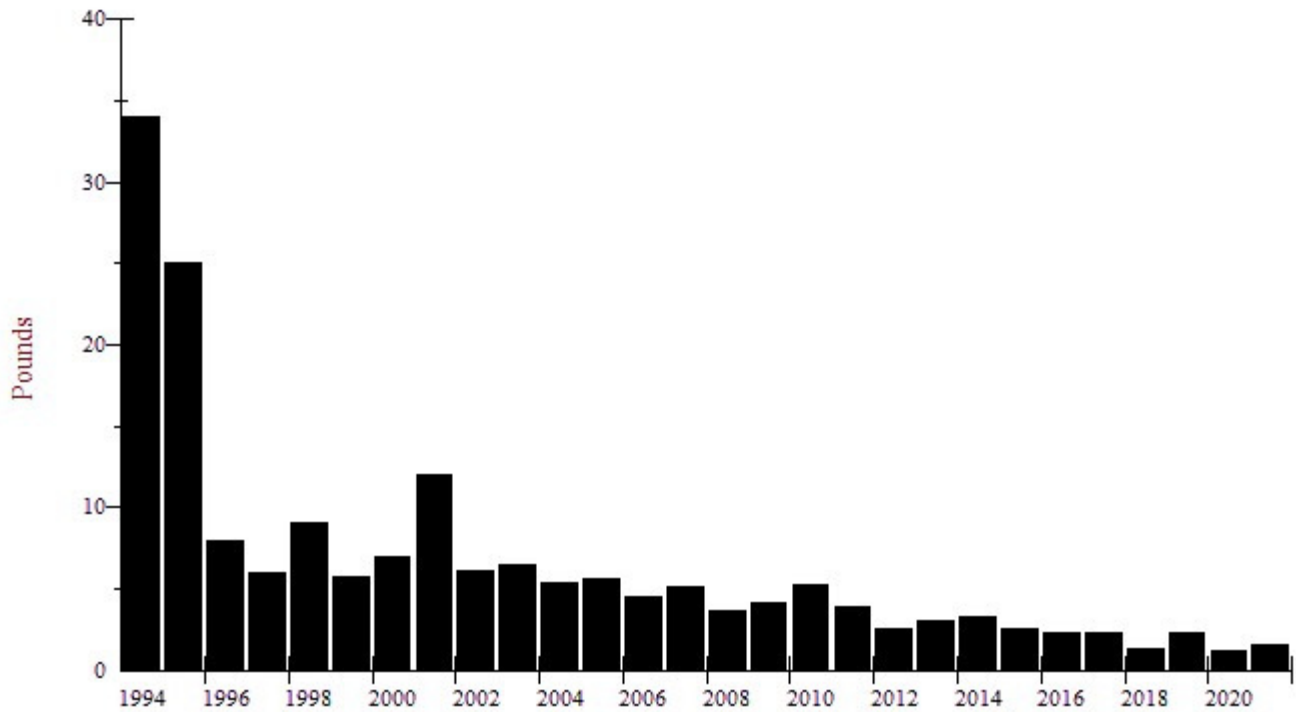
Bucklin Point Influent Copper Loading



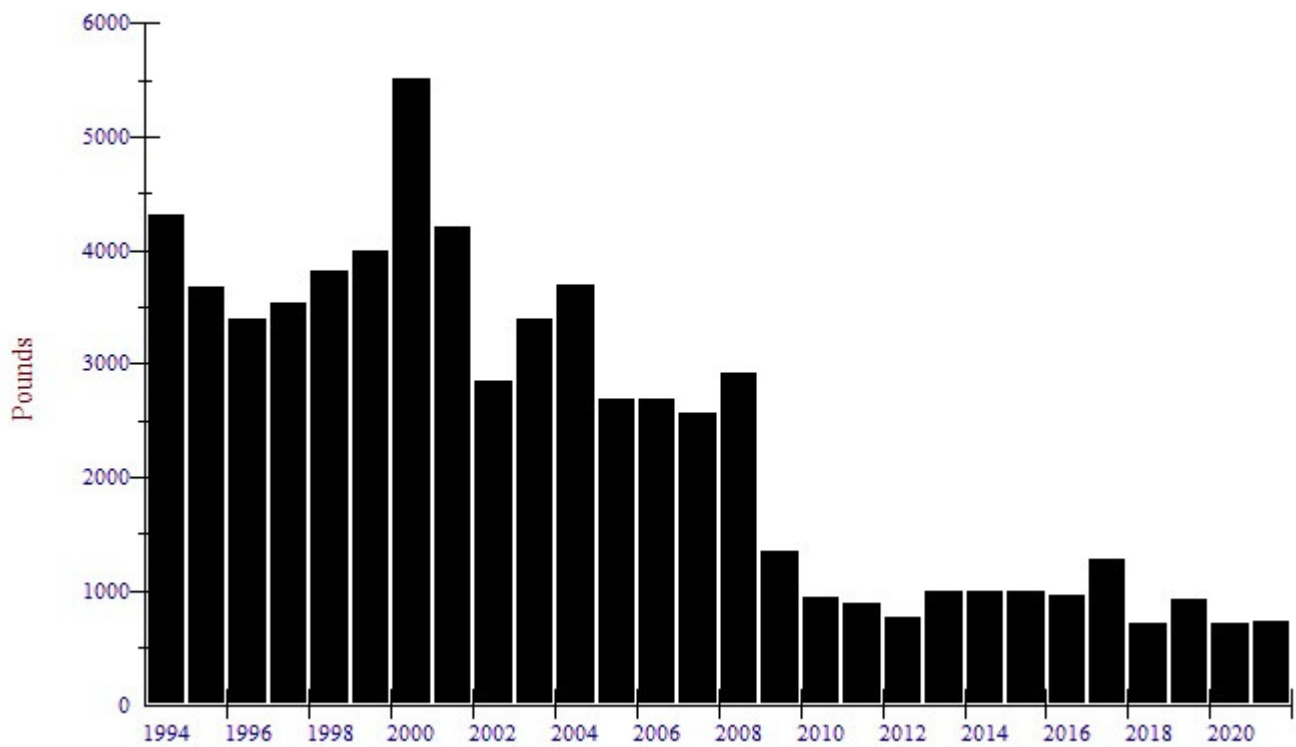
Bucklin Point Influent Lead Loading



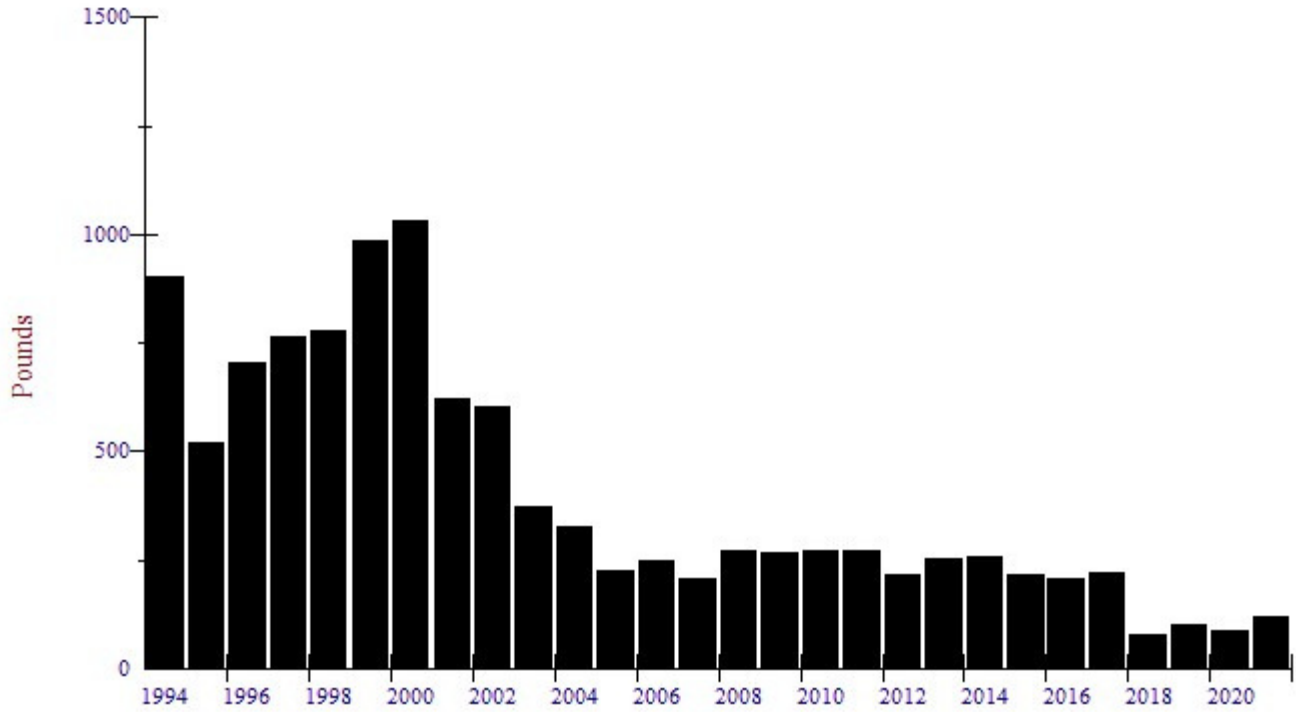
Bucklin Point Influent Mercury Loading



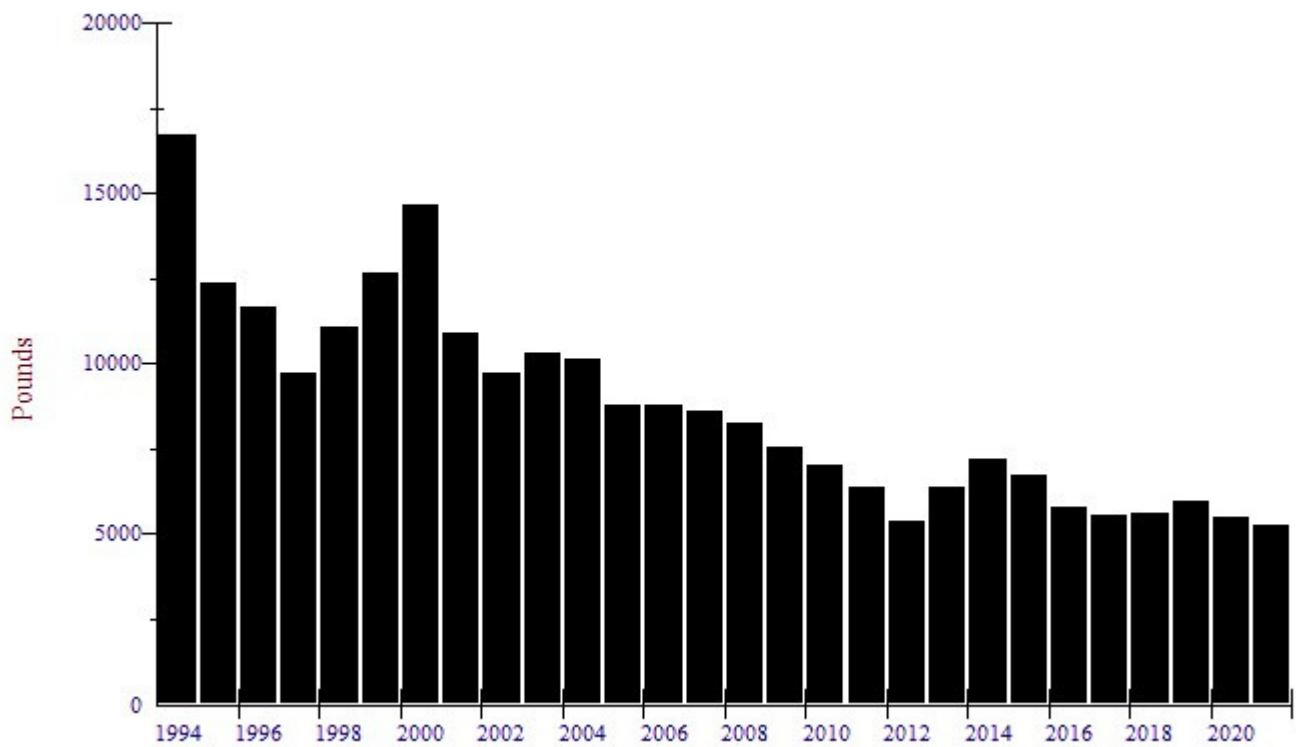
Bucklin Point Influent Nickel Loading



Bucklin Point Influent Silver Loading



Bucklin Point Influent Zinc Loading



EFFLUENT LOADING DATA

BUCKLIN POINT

Bucklin Point Effluent Metals Cd - CN 2021
all analyses in ppb

Date	Day of the Week	Effluent Flow (MGD)	Cd (ppb)	TTL Cr (ppb)	Hex Cr (ppb)	Cu (ppb)	Pb (ppb)	Hg (ppb)	Ni (ppb)	Ag (ppb)	Zn (ppb)	CN (ppb)
1/5/2021	Tuesday	21.92	0.03784	0.4092		5.091	0.3763	0.00438	8.164	0.1058	34.50	4.59
1/6/2021	Wednesday	21.13	0.03600	0.4627		5.142	0.3947		11.58	0.1309	36.49	<4
1/12/2021	Tuesday	19.23	0.04590	0.5195	<10	6.934	0.4182		5.360	0.1600	39.83	<4
1/13/2021	Wednesday	18.75	0.04429	0.6081		6.051	0.4358		7.646	0.1771	41.52	<4
1/19/2021	Tuesday	19.52	0.04018	0.7574		5.177	0.4634		7.711	0.09979	41.92	<4
1/20/2021	Wednesday	19.35	0.03754	0.5708		5.558	0.4633		10.25	0.09894	41.15	<4
1/26/2021	Tuesday	18.17	0.04676	0.5582		5.603	0.4748		6.675	0.1026	40.55	<4
1/27/2021	Wednesday	18.93	0.04454	0.7322		5.066	0.4425		6.737	0.09393	41.18	<4
2/2/2021	Tuesday	34.95	0.03704	0.5309	<10	6.095	0.4985	0.00180	3.236	0.1503	40.75	<4
2/3/2021	Wednesday	18.27	0.03236	0.6047		4.875	0.4227		5.216	0.1114	42.27	<4
2/9/2021	Tuesday	17.36	0.03852	0.5477		5.008	0.4561		7.637	0.07191	41.55	12.9
2/10/2021	Wednesday	16.77	0.03587	0.6124		4.666	0.4274		13.31	0.07248	40.68	18.2
2/16/2021	Tuesday	29.16	0.04096	0.5791		5.181	0.5193		6.739	0.1020	40.31	<4
2/17/2021	Wednesday	17.34	0.03405	0.5391		4.525	0.4326		7.645	0.08058	41.77	<4
2/23/2021	Tuesday	18.65	0.03809	0.4652		5.032	0.4005		3.466	0.06275	37.93	4
2/24/2021	Wednesday	17.94	0.03851	0.5112		3.929	0.4340		4.281	0.07667	41.98	<4
3/2/2021	Tuesday	18.97	0.02871	0.3882	<10	3.502	0.4452	0.00154	4.596	0.07928	32.85	<4
3/3/2021	Wednesday	18.63	0.03013	0.3741		3.233	0.4124		4.657	0.05907	32.97	<4
3/9/2021	Tuesday	16.85	0.02774	0.6191		3.523	0.4172		7.259	0.08026	35.14	9.46
3/10/2021	Wednesday	17.24	0.02477	0.6563		4.422	0.4434		11.35	0.09224	35.33	4.91
3/16/2021	Tuesday	16.31	0.02451	0.6189		3.634	0.4549		8.403	0.08506	33.96	<4
3/17/2021	Wednesday	16.29	<0.020	0.5485		3.268	0.4223		7.587	0.06270	32.25	4.89
3/23/2021	Tuesday	15.56	0.02310	1.144		3.215	0.3992		11.48	0.07264	36.59	<4
3/24/2021	Wednesday	16.34	0.02132	1.313		3.159	0.4138		9.632	0.06281	35.99	<4
3/30/2021	Tuesday	16.85	0.02115	0.6458		3.597	0.3943		12.08	0.06512	36.71	<8
3/31/2021	Wednesday	20.30	0.02601	0.8956		6.690	0.7781		10.17	0.1925	37.62	6.15
4/6/2021	Tuesday	17.63	<0.020	0.4907		3.358	0.4182		8.446	0.08535	32.18	5.87
4/7/2021	Wednesday	18.17	0.02094	0.4818		3.437	0.3870		8.874	0.05859	31.93	5.59
4/13/2021	Tuesday	16.44	0.02346	0.4584	<10	3.259	0.4651	0.00121	7.223	0.08026	34.48	4.87
4/14/2021	Wednesday	16.32	0.02085	0.4831		3.073	0.4282		7.024	0.07228	32.52	5.20
4/20/2021	Tuesday	17.42	<0.020	0.6420	<10	3.055	0.3960		5.467	0.05161	32.10	<4
4/21/2021	Wednesday	19.72	<0.020	0.9421		3.137	0.4044		7.852	0.05569	31.28	<4
4/27/2021	Tuesday	16.48	0.07526	1.023		3.441	0.3947		8.403	0.06576	39.13	<4
4/28/2021	Wednesday	17.82	0.1012	1.284		2.922	0.3532		9.274	0.05322	38.41	<4
5/4/2021	Tuesday	30.98	<0.020	0.4731	<10	3.622	<0.300	<0.001	6.592	0.07182	28.61	<4
5/5/2021	Wednesday	21.39	0.02732	0.5883		4.434	0.3501		8.866	0.08151	38.08	<4
5/11/2021	Tuesday	18.00	0.02577	0.5947		3.457	0.3370		5.980	0.07998	35.73	<4
5/12/2021	Wednesday	17.43	0.02627	0.4892		3.819	0.4039		6.382	0.09172	36.96	<4
5/18/2021	Tuesday	15.62	0.02505	0.7919		3.639	0.3604		9.126	0.07071	37.56	<4
5/19/2021	Wednesday	15.07	0.02226	1.195		3.719	0.3747		9.234	0.07454	35.93	<4
5/25/2021	Tuesday	14.97	0.02567	1.724		3.872	0.3625		6.902	0.06176	37.17	<4
5/26/2021	Wednesday	20.35	0.02298	1.046		3.925	0.3782		9.704	0.07765	37.88	<4
6/1/2021	Tuesday	18.23	<0.020	0.4250		3.070	<0.300		4.981	0.05709	32.49	<4
6/2/2021	Wednesday	17.49	<0.020	0.7524		3.265	0.3066		8.102	0.06422	37	<4
6/8/2021	Tuesday	15.89	0.02299	0.8054	<10	4.496	0.4345	0.00145	8.539	0.07303	39.50	<4
6/9/2021	Wednesday	15.12	<0.020	0.7331		4.186	0.7290		8.060	0.06602	39.29	<4
6/15/2021	Tuesday	19.02	<0.020	0.8445		4.239	0.3374		7.199	0.09897	32.33	<4
6/16/2021	Wednesday	15.85	<0.020	0.9281		4.364	0.3715		7.796	0.06803	38.22	<4
6/22/2021	Tuesday	24.84	0.02980	0.9215		6.271	0.5027		10.46	0.1267	39.18	<4
6/23/2021	Wednesday	15.46	0.02340	0.7436		5.328	0.4023		8.777	0.09297	35.85	<4
6/29/2021	Tuesday	13.45	0.03453	0.6952		7.133	0.6586		11.59	0.1058	45.75	<4
6/30/2021	Wednesday	17.86	0.03507	0.7188		7.236	0.7280		10.94	0.1192	44.46	<4
7/6/2021	Tuesday	22.90	0.03780	1.264		6.705	0.5933		5.812	0.09021	41.49	4.74
7/7/2021	Wednesday	16.77	0.04017	0.6616		6.572	0.6610		7.020	0.07762	48.62	<4
7/13/2021	Tuesday	25.92	0.02063	0.4448	<10	4.106	0.5206	0.00142	7.362	0.06152	32.95	<4
7/14/2021	Wednesday	25.00	0.02385	0.5383		4.595	0.5528		9.242	0.06323	32.17	4.05
7/20/2021	Tuesday	23.55	0.02746	0.5306		5.574	0.5076		11.90	0.06573	31.39	<4
7/21/2021	Wednesday	22.23	0.02668	0.4241		4.975	0.4775		11.08	0.05479	30.63	<4
7/27/2021	Tuesday	19.27	0.03526	0.9196		5.256	0.5119		8.670	0.06643	38.38	<4
7/28/2021	Wednesday	19.22	0.03073	0.9945		4.876	0.4164		8.227	0.04629	35.02	5.76

Bucklin Point Effluent Metals Cd - CN 2021
all analyses in ppb

Date	Day of the Week	Effluent Flow (MGD)	Cd (ppb)	TTL Cr (ppb)	Hex Cr (ppb)	Cu (ppb)	Pb (ppb)	Hg (ppb)	Ni (ppb)	Ag (ppb)	Zn (ppb)	CN (ppb)
8/3/2021	Tuesday	16.56	0.04319	0.7034	<10	5.318	0.4651	0.00121	6.298	0.04000	38.40	<4
8/4/2021	Wednesday	20.76	0.04555	0.8857		6.349	0.5533		7.127	0.07078	41.26	<4
8/10/2021	Tuesday	17.21	0.05342	0.5309		7.134	0.4134		6.207	0.04968	46.11	
8/11/2021	Wednesday	16.77	0.04808	0.6493		6.056	0.3698		7.756	0.05479	43.98	<4
8/12/2021	Thursday	16.21										5.21
8/17/2021	Tuesday	15.55	0.03241	0.9303	<10	6	0.4816		6.948	0.1174	40.45	8.45
8/18/2021	Wednesday	15.50	0.03598	0.9687		4.588	0.3792		6.797	0.09935	37.05	4.22
8/24/2021	Tuesday	17.92	0.03075	0.5806		4.781	<0.300		5.115	0.05154	35.01	<4
8/25/2021	Wednesday	15.07	0.03564	0.6845		4.814	<0.300		5.535	0.05318	36.03	<4
8/31/2021	Tuesday	14.88	0.04557	0.6794		5.305	0.3635		4.240	0.06720	41.02	4.05
9/1/2021	Wednesday	20.03	0.03727	0.9168		5.822	0.4547		4.719	0.09480	34.69	4.51
9/7/2021	Tuesday	18.74	0.05007	0.4708		5.316	0.3494		7.320	0.05424	35.79	4.32
9/8/2021	Wednesday	18.82	0.04034	0.5674		5.341	0.3531		9.617	0.06355	34.03	<4
9/14/2021	Tuesday	16.99	0.04957	0.5682	<10	4.767	0.5908	0.00106	5.263	0.04960	39.53	<4
9/15/2021	Wednesday	17.09	0.04947	0.7623		5.358	0.4093		7.612	0.04712	35.78	<4
9/21/2021	Tuesday	15.63	0.04896	0.8683		5.080	0.4395		7.772	0.05890	37.44	<4
9/22/2021	Wednesday	16.34	0.04120	0.8662		4.556	0.4095		6.627	0.05188	35.02	<4
9/28/2021	Tuesday	23.75	0.02727	0.7004		4.653	0.5387		11.45	0.09088	33.40	<4
9/29/2021	Wednesday	14.70	0.02585	0.5800		4.194	0.4758		8.036	0.06874	31.28	<4
10/5/2021	Tuesday	25.11	0.02558	0.5219	<10	7.065	0.5716	0.00266	4.333	0.1064	30.92	<4
10/6/2021	Wednesday	17.65	0.03694	0.5197		5.975	0.6007		8.709	0.08277	34.73	<4
10/12/2021	Tuesday	15.52	0.06703	0.4533		7.045	0.5737		7.284	0.08142	42.41	<4
10/13/2021	Wednesday	15.71	0.05162	0.5916		6.913	0.5315		10.72	0.09440	43.31	<4
10/19/2021	Tuesday	15.34	0.04166	0.6050	<10	6.325	0.4707		10.76	0.08621	40.66	<4
10/20/2021	Wednesday	15.46	0.04197	0.8115		6.286	0.4556		11.26	0.09276	40.46	<4
10/26/2021	Tuesday	32.77	0.02739	0.7263		8.033	0.4774		9.349	0.1874	31.68	<4
10/27/2021	Wednesday	26.71	0.02156	0.6540		5.499	0.4042		11.16	0.1400	27.31	<4
11/2/2021	Tuesday	18.82	0.03561	1.281	<10	6.089	0.4489	0.00150	13.04	0.1300	36.95	<4
11/3/2021	Wednesday	17.86	0.03667	1.277		6.796	0.4432		12.90	0.1169	36.47	<4
11/9/2021	Tuesday	16.37	0.03061	0.5770		4.884	0.4158		7.721	0.08416	31.19	<4
11/10/2021	Wednesday	16.36	0.02726	0.6328		5.124	0.4204		9.967	0.09045	32.57	<4
11/16/2021	Tuesday	17.87	0.02002	0.4891		3.161	0.4542		6.256	0.07681	30.48	<4
11/17/2021	Wednesday	18.25	0.02093	0.5112		3.095	0.4434		5.649	0.07282	31.54	<4
11/23/2021	Tuesday	16.70	<0.020	0.5885		3.370	0.3954		8.129	0.07451	26.79	<4
11/24/2021	Wednesday	16.91	<0.020	0.6233		3.177	0.4010		7.342	0.07848	29.22	<4
11/30/2021	Tuesday	16.04	0.02904	0.9933		3.931	0.4421		8.882	0.09328	33.79	<4
12/1/2021	Wednesday	15.77	<0.020	0.9315		4.098	0.4339		10.32	0.09602	30.89	<4
12/7/2021	Tuesday	16.35	<0.020	0.4619	<10	3.392	0.3851	0.00124	6.977	0.09390	27.98	<4
12/8/2021	Wednesday	15.79	<0.020	0.6240		3.915	0.4560		7.683	0.1210	32.08	<4
12/14/2021	Tuesday	15.16	0.02012	0.6748		4.161	0.4502		9.498	0.1882	28.80	4.90
12/15/2021	Wednesday	15.44	0.02043	0.8295		4.839	0.5251		9.645	0.2397	30.61	9.21
12/21/2021	Tuesday	15.41	0.03281	1.228		7.810	0.5756		9.417	0.2579	35.42	4.73
12/22/2021	Wednesday	19.18	0.03265	1.230		6.671	0.6005		9.661	0.2377	33.90	<4
12/28/2021	Tuesday	16.18	0.03160	1.124		6.996	0.5183		8.712	0.1959	37.29	4.96
12/29/2021	Wednesday	16.13	0.02895	0.9253		5.754	0.5031		8.898	0.1615	32.12	4.25

Bucklin Point Effluent Metals Al - Sn 2021

all analyses in ppb

Date	Day of the Week	Effluent Flow (MGD)	Al (ppb)	Fe (ppb)	Se (ppb)	As (ppb)	Mo (ppb)	Sn (ppb)
1/5/2021	Tuesday	21.92	24.19	91.59	<1	0.5440	2.672	<5
1/6/2021	Wednesday	21.13	26.14		<1	0.6599	3.893	
1/12/2021	Tuesday	19.23	24.54		<1	0.5523	3.876	
1/13/2021	Wednesday	18.75	24.03		<1	0.5815	6.543	
1/19/2021	Tuesday	19.52	19.40		<1	0.5340	5.136	
1/20/2021	Wednesday	19.35	20.68		<1	0.5020	3.305	
1/26/2021	Tuesday	18.17	20.08		<1	<0.500	2.939	
1/27/2021	Wednesday	18.93	18.56		<1	0.5019	4.169	
2/2/2021	Tuesday	34.95	30.90	122.4	<1	0.5077	2.675	<5
2/3/2021	Wednesday	18.27	31.75		<1	0.5727	2.995	
2/9/2021	Tuesday	17.36	20.17		<1	<0.500	3.381	
2/10/2021	Wednesday	16.77	19.65		<1	0.5211	3.726	
2/16/2021	Tuesday	29.16	23.87		<1	<0.500	1.987	
2/17/2021	Wednesday	17.34	18.12		<1	0.5499	2.684	
2/23/2021	Tuesday	18.65	17.78		<1	<0.500	1.998	
2/24/2021	Wednesday	17.94	16.55		<1	<0.500	1.847	
3/2/2021	Tuesday	18.97	19.26	80.67	<1	<0.500	2.876	<5
3/3/2021	Wednesday	18.63	14.02		<1	<0.500	2.240	
3/9/2021	Tuesday	16.85	18.66		<1	<0.500	1.551	
3/10/2021	Wednesday	17.24	23.73		<1	<0.500	1.981	
3/16/2021	Tuesday	16.31	18.10		<1	<0.500	4.193	
3/17/2021	Wednesday	16.29	17.45		<1	<0.500	2.868	
3/23/2021	Tuesday	15.56	13.13		<1	<0.500	4.476	
3/24/2021	Wednesday	16.34	17.53		<1	<0.500	5.806	
3/30/2021	Tuesday	16.85	13.42		<1	0.5684	2.639	
3/31/2021	Wednesday	20.30	37.77		<1	0.5535	3.951	
4/6/2021	Tuesday	17.63	14.59		<1	0.6306	3.064	
4/7/2021	Wednesday	18.17	13.04		<1	0.5569	3.832	
4/13/2021	Tuesday	16.44	13.15	80.15	<1	0.5212	8.145	<5
4/14/2021	Wednesday	16.32	27.42		<1	<0.500	5.606	
4/20/2021	Tuesday	17.42	12.33		<1	<0.500	2.069	
4/21/2021	Wednesday	19.72	13.47		<1	0.5102	2.801	
4/27/2021	Tuesday	16.48	36.76		<1	0.7061	5.355	
4/28/2021	Wednesday	17.82	48.19		<1	0.8266	10.78	
5/4/2021	Tuesday	30.98	14.31	59.37	<1	<0.500	3.919	<5
5/5/2021	Wednesday	21.39	16.34		<1	0.5646	6.551	
5/11/2021	Tuesday	18.00	13.08		<1	<0.500	5.364	
5/12/2021	Wednesday	17.43	15.32		<1	0.5058	7.714	
5/18/2021	Tuesday	15.62	10.57		<1	<0.500	3.319	
5/19/2021	Wednesday	15.07	13		<1	<0.500	3.423	
5/25/2021	Tuesday	14.97	10.12		<1	<0.500	7.074	
5/26/2021	Wednesday	20.35	12.06		<1	0.5050	7.961	
6/1/2021	Tuesday	18.23	9.805		<1	0.5212	1.899	
6/2/2021	Wednesday	17.49	11.02		<1	0.5263	5.849	
6/8/2021	Tuesday	15.89	13.67	84.63	<1	0.5717	5.795	<5
6/9/2021	Wednesday	15.12	12.10		<1	0.5158	4.614	
6/15/2021	Tuesday	19.02	16.56		<1	0.5690	2.814	
6/16/2021	Wednesday	15.85	15.10		<1	0.5809	2.849	
6/22/2021	Tuesday	24.84	23.30		<1	0.5407	2.159	
6/23/2021	Wednesday	15.46	17.05		<1	0.5597	1.701	
6/29/2021	Tuesday	13.45	18.93		<1	0.6228	3.611	
6/30/2021	Wednesday	17.86	24.92		<1	0.5808	2.751	

Bucklin Point Effluent Metals Al - Sn 2021

all analyses in ppb

Date	Day of the Week	Effluent Flow (MGD)	Al (ppb)	Fe (ppb)	Se (ppb)	As (ppb)	Mo (ppb)	Sn (ppb)
7/6/2021	Tuesday	22.90	24.22		<1	0.6631	1.540	
7/7/2021	Wednesday	16.77	25.31		<1	0.6645	1.875	
7/13/2021	Tuesday	25.92	18.17	96.83	<1	0.6928	1.576	<5
7/14/2021	Wednesday	25.00	20.48		<1	0.7201	2.797	
7/20/2021	Tuesday	23.55	23.49		<1	0.7526	4.287	
7/21/2021	Wednesday	22.23	19.51		<1	0.6829	3.139	
7/27/2021	Tuesday	19.27	17.52		<1	0.6645	3.371	
7/28/2021	Wednesday	19.22	15.02		<1	0.6250	3.658	
8/3/2021	Tuesday	16.56	13.47	71.58	<1	0.5622	7.106	<5
8/4/2021	Wednesday	20.76	22.07		<1	0.6332	9.006	
8/10/2021	Tuesday	17.21	15.86		<1	0.6134	3.150	
8/11/2021	Wednesday	16.77	14.43		<1	0.6357	4.940	
8/17/2021	Tuesday	15.55	20.74		<1	0.5089	3.755	
8/18/2021	Wednesday	15.50	18.08		<1	0.5197	9.537	
8/24/2021	Tuesday	17.92	12.65		<1	0.5691	6.475	
8/25/2021	Wednesday	15.07	10.43		<1	0.5512	3.825	
8/31/2021	Tuesday	14.88	12.61		<1	0.5176	3.225	
9/1/2021	Wednesday	20.03	20.06		<1	0.5371	5.267	
9/7/2021	Tuesday	18.74	11.82		<1	0.6261	1.257	
9/8/2021	Wednesday	18.82	13.41		<1	0.6222	2.470	
9/14/2021	Tuesday	16.99	13.32	82.23	<1	0.5972	4.097	<5
9/15/2021	Wednesday	17.09	11.28		<1	0.5791	5.408	
9/21/2021	Tuesday	15.63	11.46		<1	<0.500	2.765	
9/22/2021	Wednesday	16.34	10.23		<1	0.5304	2.574	
9/28/2021	Tuesday	23.75	17.86		<1	<0.500	3.570	
9/29/2021	Wednesday	14.70	13.59		<1	<0.500	3.628	
10/5/2021	Tuesday	25.11	18.81	180	<1	0.5911	2.073	<5
10/6/2021	Wednesday	17.65	16.04		<1	0.6603	4.388	
10/12/2021	Tuesday	15.52	19.83		<1	0.5552	2.694	
10/13/2021	Wednesday	15.71	22.52		<1	0.5424	3.925	
10/19/2021	Tuesday	15.34	13.91		<1	0.5553	4.728	
10/20/2021	Wednesday	15.46	14.44		<1	0.6028	4.286	
10/26/2021	Tuesday	32.77	28.69		<1	0.5352	2.596	
10/27/2021	Wednesday	26.71	27.06		<1	0.5170	2.994	
11/2/2021	Tuesday	18.82	36.07	100.7	<1	0.6286	16.25	<5
11/3/2021	Wednesday	17.86	40.55		<1	0.6300	8.805	
11/9/2021	Tuesday	16.37	33.77		<1	0.7016	5.739	
11/10/2021	Wednesday	16.36	34.96		<1	0.6339	4.124	
11/16/2021	Tuesday	17.87	60.52		<1	0.5594	4.723	
11/17/2021	Wednesday	18.25	55.08		<1	0.6064	5.271	
11/23/2021	Tuesday	16.70	58.97		<1	0.5951	2.367	
11/24/2021	Wednesday	16.91	53.40		<1	0.5996	3.121	
11/30/2021	Tuesday	16.04	61.28		<1	0.5621	5.300	
12/1/2021	Wednesday	15.77	56.29		<1	0.5227	5.550	
12/7/2021	Tuesday	16.35	50.62	129.8	<1	0.5828	2.862	<5
12/8/2021	Wednesday	15.79	58.25		<1	0.5710	2.550	
12/14/2021	Tuesday	15.16	63.37		<1	0.6586	4.987	
12/15/2021	Wednesday	15.44	81.54		<1	0.6404	4.129	
12/21/2021	Tuesday	15.41	81.43		<1	0.6084	5.185	
12/22/2021	Wednesday	19.18	82.13		<1	0.6098	20.21	
12/28/2021	Tuesday	16.18	83.40		<1	0.5336	7.448	
12/29/2021	Wednesday	16.13	61.28		<1	0.5022	6.385	

Bucklin Point Monthly Average, Minimum, and Maximum Effluent Metal Values 2021
all results in ppb

Date		Flow (MGD)	Cd	TTL Cr	Hex Cr	Cu	Pb	Hg (ppt)	Ni	Ag	Zn	CN
January	Average	20.19	0.04	0.58	10.00	5.58	0.43	4.38	8.02	0.12	39.64	4.07
	Minimum	16.65	0.04	0.41	10.00	5.07	0.38	4.38	5.36	0.09	34.50	4.00
	Maximum	32.23	0.05	0.76	10.00	6.93	0.47	4.38	11.58	0.18	41.92	4.59
February	Average	19.12	0.04	0.55	10.00	4.91	0.45	1.80	6.44	0.09	40.91	6.89
	Minimum	15.82	0.03	0.47	10.00	3.93	0.40	1.80	3.24	0.06	37.93	4.00
	Maximum	34.95	0.04	0.61	10.00	6.10	0.52	1.80	13.31	0.15	42.27	18.20
March	Average	18.12	0.02	0.72	10.00	3.82	0.46	1.54	8.72	0.09	34.94	5.34
	Minimum	15.06	0.02	0.37	10.00	3.16	0.39	1.54	4.60	0.06	32.25	4.00
	Maximum	27.68	0.03	1.31	10.00	6.69	0.78	1.54	12.08	0.19	37.62	9.46
April	Average	19.22	0.04	0.73	10.00	3.21	0.41	1.21	7.82	0.07	34.00	4.69
	Minimum	15.81	0.02	0.46	10.00	2.92	0.35	1.21	5.47	0.05	31.28	4.00
	Maximum	35.81	0.10	1.28	10.00	3.44	0.47	1.21	9.27	0.09	39.13	5.87
May	Average	18.33	0.02	0.86	10.00	3.81	0.36	1.00	7.85	0.08	35.99	4.00
	Minimum	14.36	0.02	0.47	10.00	3.46	0.30	1.00	5.98	0.06	28.61	4.00
	Maximum	30.98	0.03	1.72	10.00	4.43	0.40	1.00	9.70	0.09	38.08	4.00
June	Average	16.72	0.02	0.76	10.00	4.96	0.48	1.45	8.64	0.09	38.41	4.00
	Minimum	13.45	0.02	0.43	10.00	3.07	0.30	1.45	4.98	0.06	32.33	4.00
	Maximum	27.43	0.04	0.93	10.00	7.24	0.73	1.45	11.59	0.13	45.75	4.00
July	Average	23.58	0.03	0.72	10.00	5.33	0.53	1.42	8.66	0.07	36.33	4.32
	Minimum	16.45	0.02	0.42	10.00	4.11	0.42	1.42	5.81	0.05	30.63	4.00
	Maximum	38.17	0.04	1.26	10.00	6.71	0.66	1.42	11.90	0.09	48.62	5.76
August	Average	17.78	0.04	0.73	10.00	5.59	0.40	1.21	6.22	0.07	39.92	4.66
	Minimum	14.22	0.03	0.53	10.00	4.59	0.30	1.21	4.24	0.04	35.01	4.00
	Maximum	34.35	0.05	0.97	10.00	7.13	0.55	1.21	7.76	0.12	46.11	8.45
September	Average	19.15	0.04	0.70	10.00	5.01	0.45	1.06	7.60	0.06	35.22	4.09
	Minimum	14.70	0.03	0.47	10.00	4.19	0.35	1.06	4.72	0.05	31.28	4.00
	Maximum	33.25	0.05	0.92	10.00	5.82	0.59	1.06	11.45	0.09	39.53	4.51
October	Average	18.59	0.04	0.61	10.00	6.64	0.51	2.66	9.20	0.11	36.44	4.00
	Minimum	14.21	0.02	0.45	10.00	5.50	0.40	2.66	4.33	0.08	27.31	4.00
	Maximum	32.77	0.07	0.81	10.00	8.03	0.60	2.66	11.26	0.19	43.31	4.00
November	Average	18.42	0.03	0.77	10.00	4.40	0.43	1.50	8.88	0.09	32.11	4.00
	Minimum	15.99	0.02	0.49	10.00	3.10	0.40	1.50	5.65	0.07	26.79	4.00
	Maximum	30.26	0.04	1.28	10.00	6.80	0.45	1.50	13.04	0.13	36.95	4.00
December	Average	16.82	0.03	0.89	10.00	5.29	0.49	1.24	8.98	0.18	32.12	4.89
	Minimum	14.62	0.02	0.46	10.00	3.39	0.39	1.24	6.98	0.09	27.98	4.00
	Maximum	23.04	0.03	1.23	10.00	7.81	0.60	1.24	10.32	0.26	37.29	9.21

Bucklin Point Effluent Loading Summary 2021

Bucklin Point monthly mean effluent concentration (ppb)

Month	Mean Eff Flow (MGD)	Cd	Total Cr	Hex Cr**	Cu	Pb	Hg	Ni	Ag	Zn	Total Cyanide	Total Metals*
January	20.19	0.04	0.58	10.00	5.58	0.43	0.0044	8.02	0.12	39.64	4.07	54.41
February	19.12	0.04	0.55	10.00	4.91	0.45	0.0018	6.44	0.09	40.91	6.89	53.39
March	18.12	0.02	0.72	10.00	3.82	0.46	0.0015	8.72	0.09	34.94	5.34	48.78
April	19.22	0.04	0.73	10.00	3.21	0.41	0.0012	7.82	0.07	34.00	4.69	46.27
May	18.33	0.02	0.86	10.00	3.81	0.36	0.0010	7.85	0.08	35.99	4.00	48.97
June	16.72	0.02	0.76	10.00	4.96	0.48	0.0015	8.64	0.09	38.41	4.00	53.36
July	23.58	0.03	0.72	10.00	5.33	0.53	0.0014	8.66	0.07	36.33	4.32	51.68
August	17.78	0.04	0.73	10.00	5.59	0.40	0.0012	6.22	0.07	39.92	4.66	52.99
September	19.15	0.04	0.70	10.00	5.01	0.45	0.0011	7.60	0.06	35.22	4.09	49.08
October	18.59	0.04	0.61	10.00	6.64	0.51	0.0027	9.20	0.11	36.44	4.00	53.55
November	18.42	0.03	0.77	10.00	4.40	0.43	0.0015	8.88	0.09	32.11	4.00	46.71
December	16.82	0.03	0.89	10.00	5.29	0.49	0.0012	8.98	0.18	32.12	4.89	47.98

*Total Metals = Sum of Monthly Average Metals Concentrations (Cd, Cr, Cu, Pb, Hg, Ni, Ag, Zn)

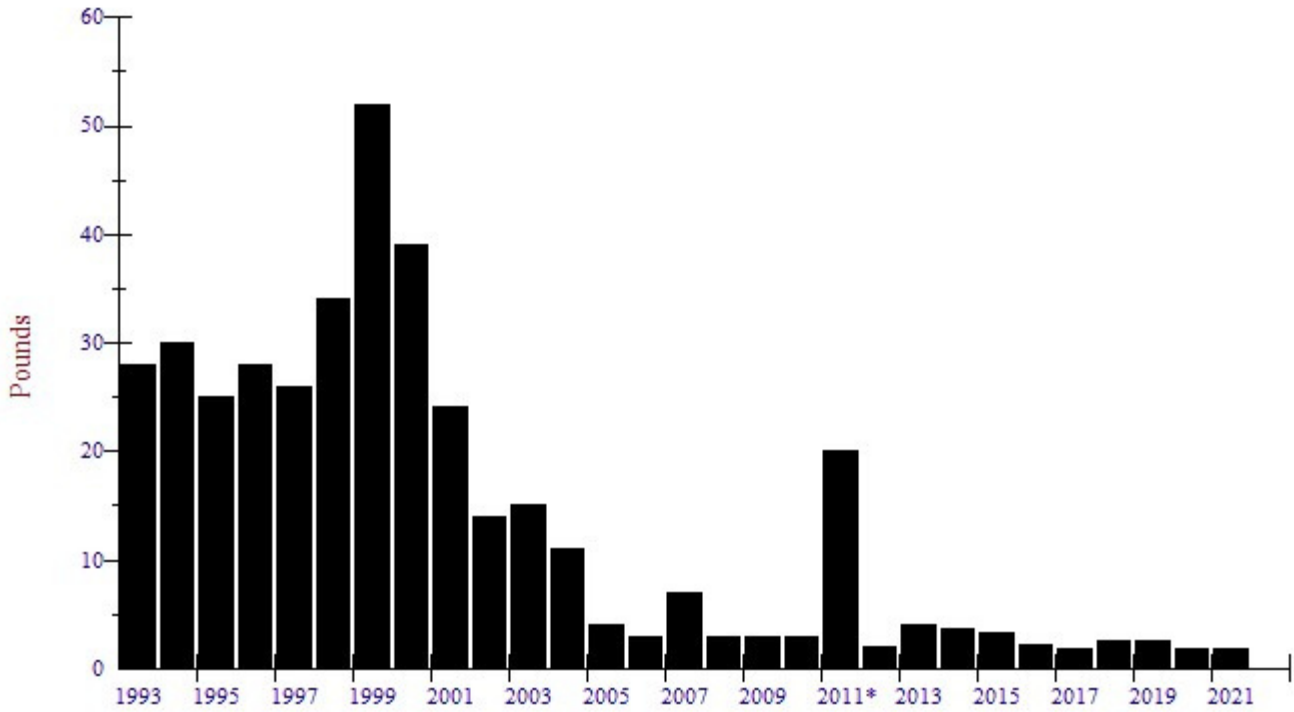
**Hexavalent Chromium is generally measured as non-detectable at the detection limit of 10 ppb

Bucklin Point Effluent Loading Data
Effluent loading (lbs/year)

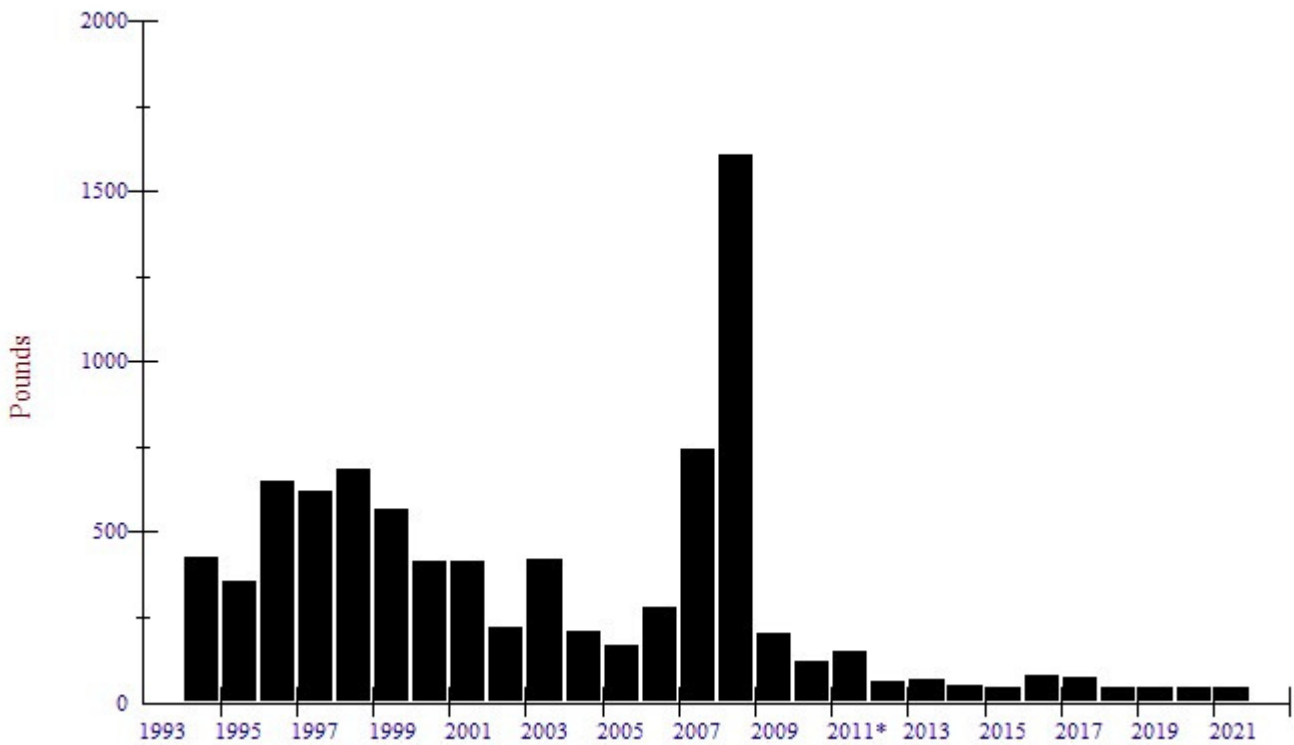
Year	Cadmium	Chromium	Copper	Lead	Mercury	Nickel	Silver	Zinc
1993	28		1927	645	9.13	3764	157	4664
1994	30	426	2156	464	25.92	2809	134	4142
1995	25	354	1169	283	21.17	2002	91	3007
1996	28	652	1469	308	6.94	1939	166	3388
1997	26	618	1488	296	6.57	2178	178	3546
1998	34	682	1790	275	8.40	2801	208	3800
1999	52	569	1424	303	5.84	2485	228	3616
2000	39	415	1556	385	7.67	3158	184	4549
2001	24	412	1549	270	6.94	2965	131	3621
2002	14	218	1217	155	2.13	2077	130	2690
2003	15	420	1117	143	1.20	2037	100	3084
2004	11	211	1116	192	1.80	2580	77	2864
2005	4	168	644	129	1.92	1823	28	3078
2006	3	277	615	71	0.71	1280	20	2768
2007	7	743	577	112	0.79	1185	13	2452
2008	3	1609	705	60	0.37	1125	10	2231
2009	3	204	626	64	0.25	736	5	2023
2010	3	118	663	51	2.08	517	4	2202
2011*	20	149	552	162	0.27	465	32	2266
2012	2	59	480	24	0.19	609	4	1893
2013	4	68	622	51	0.44	515	8	2333
2014	4	51	574	40	0.28	462	5	2468
2015	3	45	435	27	0.23	370	3	2025
2016	2	81	325	30	0.22	391	6	2077
2017	2	72	286	28	0.21	394	4	2064
2018	3	46	325	35	0.20	337	4	2411
2019	3	43	327	35	0.19	459	4	2460
2020	2	43	321	27	0.12	480	4	2218
2021	2	41	281	26	0.10	464	5	2085

* In 2011, several samples for Cd, Cr, Pb, and Ag had to be analyzed on equipment with higher detection limits, resulting in an increase in loadings that was not actually reflective of what was being discharged at Bucklin Point.

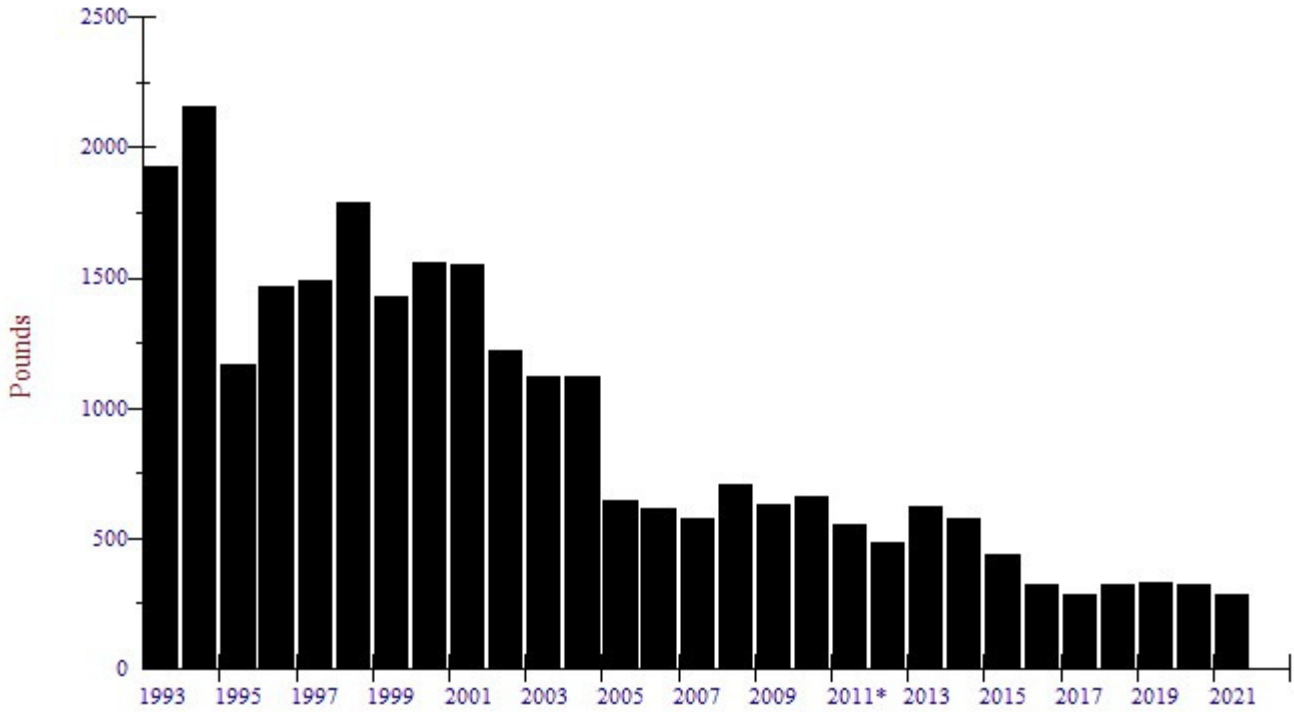
Bucklin Point Effluent Cadmium Loading



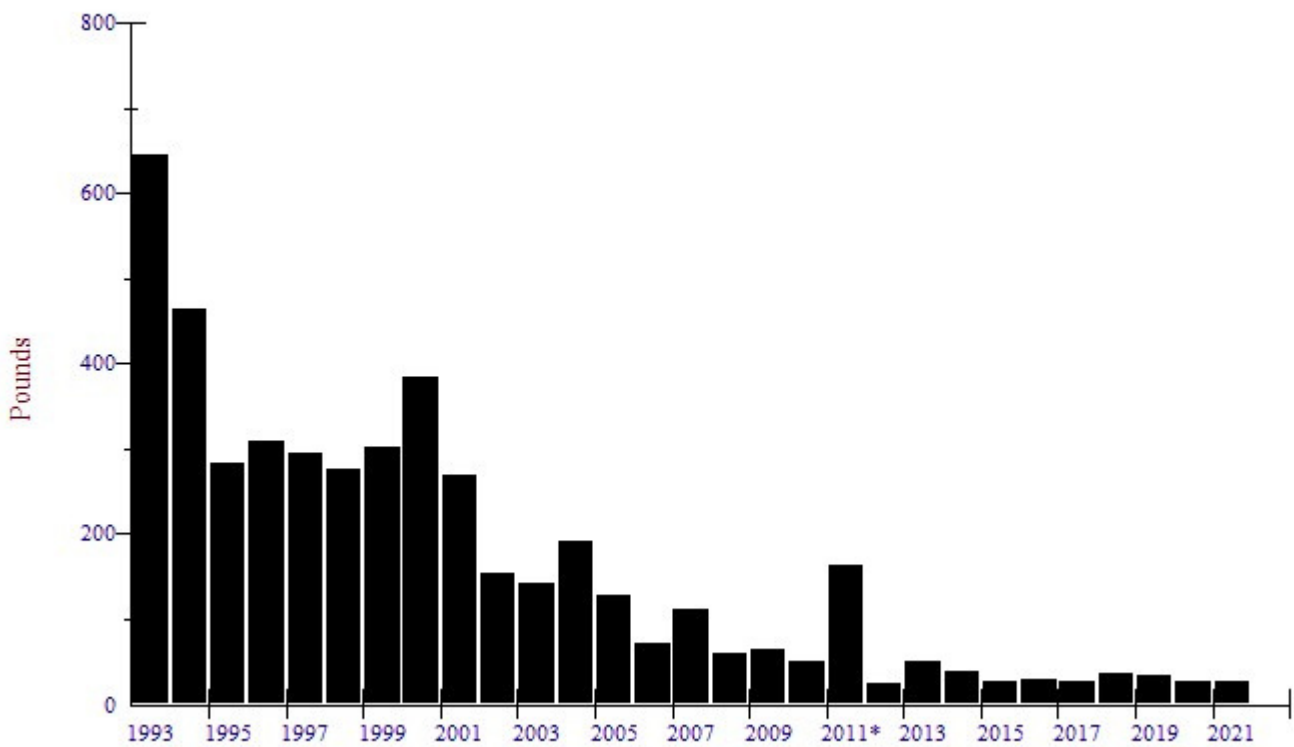
Bucklin Point Effluent Chromium Loading



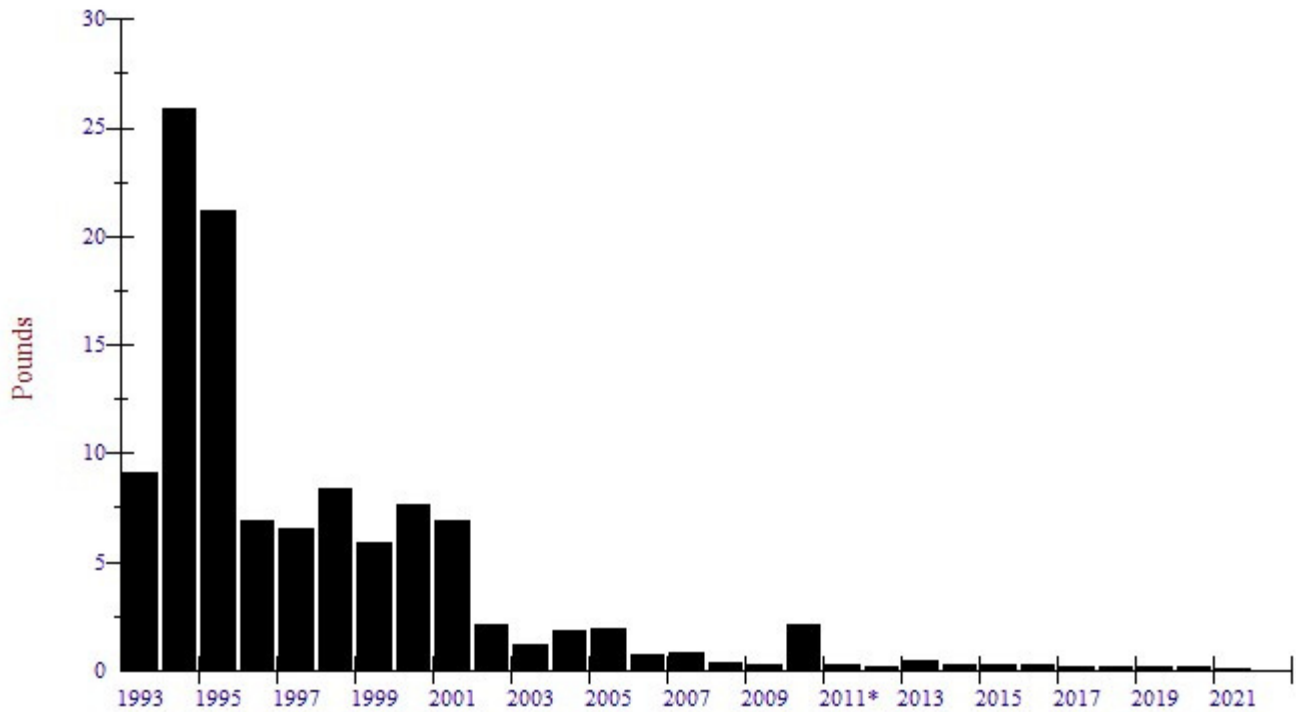
Bucklin Point Effluent Copper Loading



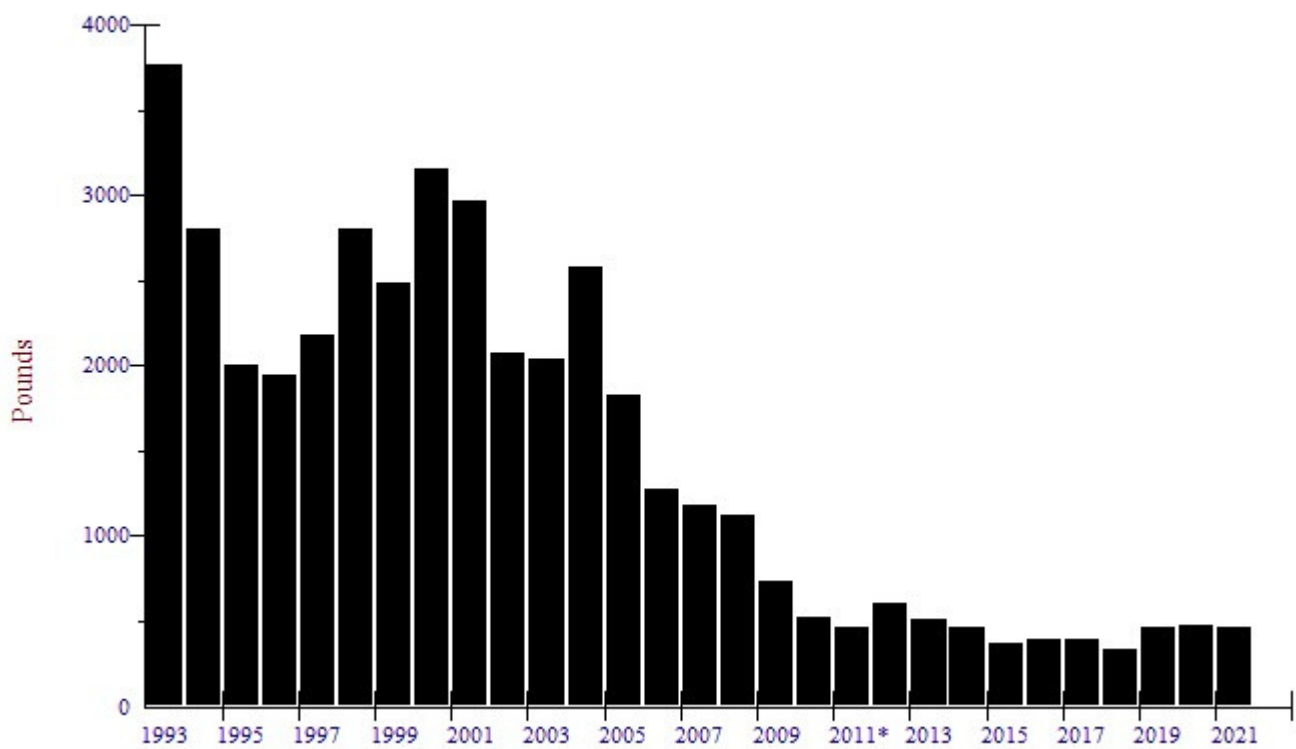
Bucklin Point Effluent Lead Loading



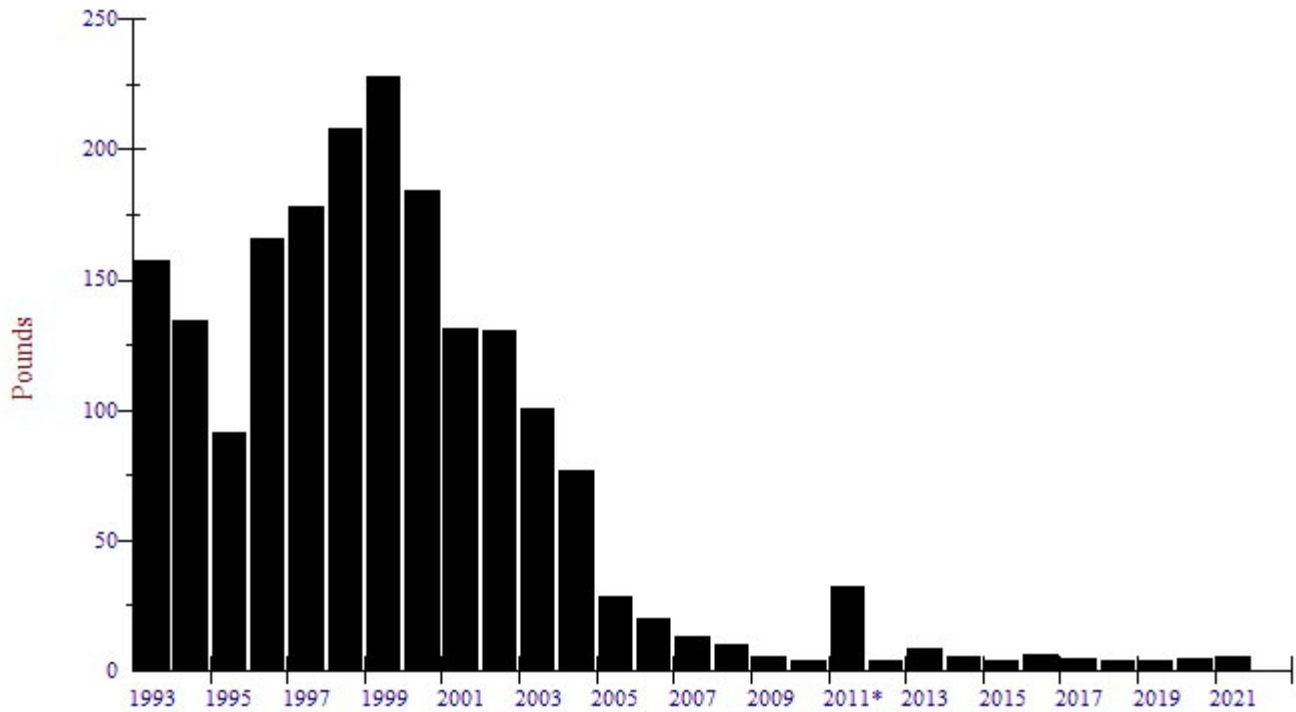
Bucklin Point Effluent Mercury Loading



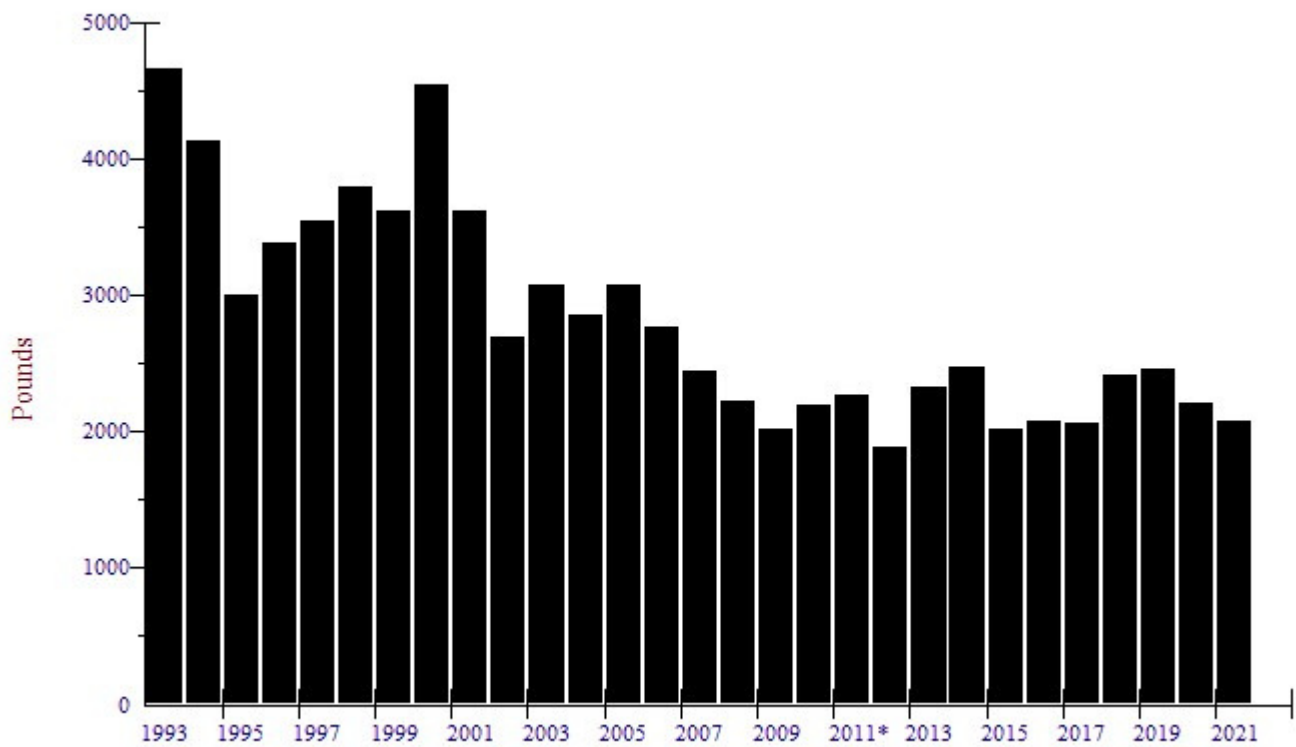
Bucklin Point Effluent Nickel Loading



Bucklin Point Effluent Silver Loading



Bucklin Point Effluent Zinc Loading



***EFFLUENT DISSOLVED
METALS DATA

BUCKLIN POINT***

Bucklin Point Dissolved Metals 2021
all analyses in ppb
MDL = method detection limit

Date	Cd	Cd MDL	Cr	Cr MDL	Cu	Cu MDL	Pb	Pb MDL	Ni	Ni MDL	Ag	Ag MDL	Zn	Zn MDL	Al	Al MDL	Fe	Fe MDL
01/05/2021	0.02922	0.02	0.5747	0.30	3.385	0.30	<0.300	0.30	7.866	0.30	0.02846	0.02	33.50	5.00	11.13	5.00	35.96	5.00
02/02/2021	0.02900	0.02	0.5524	0.30	3.385	0.30	<0.300	0.30	3.029	0.30	0.02859	0.02	38.26	5.00	8.039	5.00	36.73	5.00
03/02/2021	0.02193	0.02	0.4048	0.30	2.542	0.30	0.3059	0.30	4.732	0.30	0.02637	0.02	34.68	5.00	6.797	5.00	43.71	5.00
04/13/2021	0.02018	0.02	0.4903	0.30	2.151	0.30	0.3630	0.30	7.020	0.30	0.03403	0.02	34.29	5.00	6.659	5.00	52.65	5.00
05/04/2021	<0.020	0.02	0.4880	0.30	2.859	0.30	<0.300	0.30	7.116	0.30	0.02112	0.02	32.92	5.00	11.88	5.00	35.97	5.00
06/08/2021	0.02127	0.02	0.7426	0.30	3.433	0.30	0.3337	0.30	7.775	0.30	0.02895	0.02	37.26	5.00	6.727	5.00	58.18	5.00
07/13/2021	<0.020	0.02	0.6538	0.30	2.916	0.30	<0.300	0.30	7.284	0.30	<0.020	0.02	33.70	5.00	7.791	5.00	38.07	5.00
08/03/2021	0.04626	0.02	0.7848	0.30	5.206	0.30	0.3719	0.30	7.291	0.30	0.02062	0.02	43.91	5.00	8.090	5.00	40.66	5.00
09/14/2021	0.04823	0.02	0.7494	0.30	4.032	0.30	0.3924	0.30	5.177	0.30	0.02415	0.02	39.74	5.00	6.681	5.00	43.25	5.00
10/05/2021	0.02369	0.02	0.5024	0.30	5.380	0.30	<0.300	0.30	4.267	0.30	0.02012	0.02	29.68	5.00	7.670	5.00	23.79	5.00
11/02/2021	0.03469	0.02	1.225	0.30	3.955	0.30	<0.300	0.30	12.74	0.30	0.02832	0.02	36.96	5.00	13.45	5.00	38.51	5.00
12/07/2021	<0.020	0.02	0.5324	0.30	1.892	0.30	<0.300	0.30	7.101	0.30	0.02932	0.02	29.12	5.00	17.49	5.00	54.33	5.00

	Cd	Cr	Cu	Pb	Ni	Ag	Zn	Al	Fe
yearly average concentration	<0.028	0.64	3.43	<0.32	6.78	<0.03	35.34	9.37	41.82
yearly median concentration	0.023	0.56	3.39	<0.30	7.11	0.03	34.49	7.92	39.59
yearly minimum concentration	<0.020	0.4048	1.892	<0.300	3.029	<0.020	29.12	6.659	23.79
yearly maximum concentration	0.04823	1.225	5.380	0.3924	12.74	0.03403	43.91	17.49	58.18

BIOASSAY DATA

BUCKLIN POINT

Bucklin Point WWTF Bioassay Results - 2021

Bucklin Point WWTF Bioassay Results - 2021						
<i>Americamysis bahia</i>						
Acute	1st Quarter, 2021			2nd Quarter, 2021		
Test	Result (%)	Permit Limit (%)	Pass Y/N	Result (%)	Permit Limit (%)	Pass Y/N
LC 50	>100	>100%	Y	>100	>100%	Y
A-NOEC	100	N/A**	N/A	100	N/A**	N/A
	3rd Quarter, 2021			4th Quarter, 2021		
Test	Result (%)	Permit Limit (%)	Pass Y/N	Result (%)	Permit Limit (%)	Pass Y/N
LC 50	>100	>100%	Y	>100	>100%	Y
A-NOEC	100	N/A**	N/A	100	N/A**	N/A

* NOTE - % indicates Percent Effluent

** No permit limit exists for A-NOEC

LC 50 The effluent concentration that causes 50% mortality during the acute toxicity test

A-NOEC No observable effect concentration: Highest concentration of the effluent in which 90% or more of the test animals survive.

Acute Test Continuous exposure to effluent for 48 hours

NC Not Calculated

Bucklin Point WWTF Bioassay Results - 2021						
<i>Arbacia punctulata</i>						
Chronic	1st Quarter, 2021			2nd Quarter, 2021		
Test	Result (%)	Permit Limit (%)	Pass Y/N	Result (%)	Permit Limit (%)	Pass Y/N
C-NOEC	100	50	Y	100	50	Y
	3rd Quarter, 2021			4th Quarter, 2021		
Test	Result (%)	Permit Limit (%)	Pass Y/N	Result (%)	Permit Limit (%)	Pass Y/N
C-NOEC	100	50	Y	50	50	Y

* NOTE - % indicates Percent Effluent

C-NOEC Highest concentration of effluent with no observed effect on fertilization rates.

Chronic test Tests for sublethal effects of effluent on specifically on fertilization rates of A. punctulata eggs. Exposure rate is 60 minutes.

OIL AND GREASE DATA

BUCKLIN POINT

Oil & Grease Data 2021

Bucklin Point Oil & Grease 2021

Date	Influent Flow	Effluent Flow	Influent Average	Effluent Average
	MGD	MGD	ppm	ppm
1/5/2021	21.92	21.92	18.54	<4.00
2/2/2021	44.21	34.95	27.24	<4.00
3/2/2021	18.97	18.97	15.21	<4.00
4/13/2021	16.44	16.44	22.84	<4.00
5/4/2021	43.02	30.98	21.29	<4.00
6/8/2021	15.89	15.89	24.92	<4.00
7/13/2021	25.92	25.92	73.45	<4.00
8/3/2021	16.56	16.56	15.63	<4.00
9/14/2021	16.99	16.99	26.19	<4.00
10/5/2021	30.08	25.11	13.12	<4.00
11/2/2021	18.82	18.82	17.30	<4.00
12/7/2021	16.35	16.35	12.99	<4.00

***CBOD, TSS, ENTEROCOCCI,
AND FECAL COLIFORM DATA***

BUCKLIN POINT

**Bucklin Point 2021 Wastewater Treatment Plant
TSS, CBOD and Bacteria Data**

Date	Final Effluent Flow (MGD)	Effluent	Effluent Fecal	Influent Flow (MGD)	Raw	Raw Influent CBOD (mg/L)	Final	Final
		Enterococci Bacteria (MPN/100mL)	Coliform Bacteria (MPN/100mL)		Influent TSS (mg/L)		Effluent TSS (mg/L)	Effluent CBOD (mg/L)
1/1/2021	23.39	10.0	7.8	23.39	174	105.87	6.4000	<2
1/2/2021	28.94	10.0	2.0	28.94	116	95.98	5.3615	<2
1/3/2021	23.17	5.0	2.0	23.17	87	111.91	5.9868	<2
1/4/2021	22.52	5.0	2.0	22.52	103	118.20	5.9333	<2
1/5/2021	21.92	7.1	4.5	21.92	108	126.50	5.6000	<2
1/6/2021	21.13	5.0	9.3	21.13	103	121.58	5.8000	2.10
1/7/2021	20.52	7.1	6.8	20.52	70	153.43	6.2666	2.15
1/8/2021	20.38	7.1	2.0	20.38	112	135.34	5.7333	2.21
1/9/2021	19.92	5.0	17.0	19.92	107	136.31	7	<2
1/10/2021	19.48	5.0	2.0	19.48	112	181.34	6.6911	<2
1/11/2021	19.39	7.1	4.5	19.39	112	170.11	5.8000	2.50
1/12/2021	19.23	10.0	4.5	19.23	114	161.16	5.9334	2.58
1/13/2021	18.75	6.3	4.2	18.75	120	200.52	5.5333	2.06
1/14/2021	19.03	10.1	6.8	19.03	110	184.54	5.4667	<2
1/15/2021	18.34	5.0	7.8	18.34	145	204.73	6.0666	<2
1/16/2021	32.23	7.1	17.0	48.32	164	141.34	8.7500	2.33
1/17/2021	20.89	7.1	4.5	20.89	94	168.16	6.2000	2.32
1/18/2021	20.23	7.1	2.0	20.23	84	167.13	5.0667	<2
1/19/2021	19.52	5.0	4.5	19.52	93	162.12	4.8500	<2
1/20/2021	19.35	5.0	2.0	19.35	107	160.95	5.1000	<2
1/21/2021	19.42	5.0	4.5	19.42	104	173.65	5.1500	<2
1/22/2021	19.04	5.0	2.0	19.04	102	167.50	5.2666	<2
1/23/2021	18.81	5.0	4.5	18.81	134	186.63	4.6500	<2
1/24/2021	17.89	7.1	2.0	17.89	105	221	4.2666	<2
1/25/2021	17.63	10.0	4.5	17.63	118	212.87	5.1333	<2
1/26/2021	18.17	8.7	7.8	18.17	124	205.02	5.1333	<2
1/27/2021	18.93	5.0	3.0	18.93	131	206.49	4.2000	<2
1/28/2021	17.07	7.1	2.0	17.07	117	199.01	5.4000	<2
1/29/2021	16.77	5.0	11.0	16.77	108	195.66	5.9334	<2
1/30/2021	16.65	5.0	4.0	16.65	166	209.91	6.1250	<2
1/31/2021	17.13	5.0	4.5	17.13	130	229.62	6.1932	<2
2/1/2021	17.97	5.0	4.5	17.97	132	231.08	6.1875	<2
2/2/2021	34.95	7.1	4.5	44.21	159	184.57	11	3.11
2/3/2021	18.27	6.3	6.8	18.27	103	181.29	7.3684	2.20
2/4/2021	17.64	7.1	4.0	17.64	110	212.60	6.2000	2.25
2/5/2021	18.59	31.6	200.0	18.59	121	201.11	4.9333	<2
2/6/2021	17.25	5.0	6.8	17.25	129	218.91	5	<2
2/7/2021	17.37	7.1	7.8	17.37	123	178.77	5.3000	<2
2/8/2021	17.20	7.1	3.6	17.20	119	199.94	3.9500	4.55
2/9/2021	17.36	5.0	26.0	17.36	109	201.69	5.2000	<2
2/10/2021	16.77	6.3	10.4	16.77	132	239.08	4.8000	<2
2/11/2021	16.21	5.0	4.5	16.21	134	204	5.1333	<2
2/12/2021	15.82	10.1	13.0	15.82	118	191.41	4.3333	<2
2/13/2021	16.28	10.0	4.5	16.28	117	197.65	4.9000	<2
2/14/2021	16.10	7.1	4.5	16.10	131.50	209.90	4.1111	<2
2/15/2021	16.49	5.0	2.0	16.49	142	203.83	5.0555	<2
2/16/2021	29.16	8.7	7.8	37.28	195	214.82	6.4189	2.26
2/17/2021	17.34	6.3	3.9	17.34	106.66	183.50	4.9190	2.20
2/18/2021	16.91	7.1	6.8	16.91	103	204.73	5.1333	2.04
2/19/2021	17.93	7.1	4.5	17.93	115	217.42	4.3000	2.16
2/20/2021	17.83	7.1	2.0	17.83	117	185.37	4.6500	<2
2/21/2021	16.51	7.1	2.0	16.51	99	210.11	4.5500	4.04
2/22/2021	25.56	7.1	2.0	28.31	102	224.40	4.5000	2.38
2/23/2021	18.65	10.0	4.5	18.65	132	175.66	4.7368	2.24
2/24/2021	17.94	5.0	3.9	17.94	104	232.66	4.3500	2.09
2/25/2021	17.75	5.0	2.0	17.75	107	239.17	3.6000	2.13
2/26/2021	17.72	7.1	2.0	17.72	163	221.17	3.7500	2.21
2/27/2021	27.71	7.1	2.0	29.15	121	221.82	5.3892	2.69

**Bucklin Point 2021 Wastewater Treatment Plant
TSS, CBOD and Bacteria Data**

Date	Final Effluent Flow (MGD)	Effluent	Effluent Fecal	Influent Flow (MGD)	Raw	Raw Influent CBOD (mg/L)	Final	Final
		Enterococci Bacteria (MPN/100mL)	Coliform Bacteria (MPN/100mL)		Influent TSS (mg/L)		Effluent TSS (mg/L)	Effluent CBOD (mg/L)
2/28/2021	20.18	10.0	4.5	20.18	97	148.17	5.2000	2.08
3/1/2021	27.68	7.1	7.8	27.68	103	159.13	5.1333	2.27
3/2/2021	18.97	7.1	4.5	18.97	100	175.49	5.0666	2.15
3/3/2021	18.63	6.3	3.9	18.63	104	205.02	3.5333	<2
3/4/2021	20.53	5.0	7.8	20.53	112	190.60	3.8667	<2
3/5/2021	18.31	7.1	2.0	18.31	107	203.47	3.6000	2.16
3/6/2021	18.03	5.0	2.0	18.03	118	181.72	5.0500	2.39
3/7/2021	17.60	7.1	4.5	17.60	113	180.92	3	<2
3/8/2021	15.96	7.1	2.0	15.96	139	209.94	4	2.21
3/9/2021	16.85	7.1	4.0	16.85	122	205.79	3.9333	2
3/10/2021	17.24	6.3	3.9	17.24	130	193.92	5.4000	<2
3/11/2021	17.38	7.1	4.5	17.38	132	230.43	5.2000	<2
3/12/2021	16.50	7.1	6.8	16.50	128	235.44	8.4000	2.29
3/13/2021	16.41	7.1	2.0	16.41	118	211.35	7.0714	<2
3/14/2021	16.61	7.1	4.5	16.61	123	270.29	4.4000	<2
3/15/2021	15.88	7.1	2.0	15.88	134.50	371.49	5.9334	2.21
3/16/2021	16.31	7.1	2.0	16.31	142	259.53	4.9333	2.10
3/17/2021	16.29	6.3	2.0	16.29	128	312.46	4.0666	<2
3/18/2021	26.68	5.0	2.0	32.46	149	302.14	13.600	3.94
3/19/2021	16.89	10.0	2.0	16.89	157	229.95	3.9500	<2
3/20/2021	16.39	7.1	2.0	16.39	126	300.16	3.6000	<2
3/21/2021	15.89	12.2	4.5	15.89	108	201.90	3.8667	<2
3/22/2021	15.93	7.1	2.0	15.93	132	297.95	3.7500	<2
3/23/2021	15.56	7.1	2.0	15.56	147	251.13	3.4666	<2
3/24/2021	16.34	6.3	2.0	16.34	133	240.88	2.5500	<2
3/25/2021	16.97	10.0	7.8	16.97	160	240.31	2.6000	<2
3/26/2021	18.00	5.0	4.5	18.00	172	261.16	3.2500	<2
3/27/2021	15.06	7.1	2.0	15.06	138	222.76	2.4500	<2
3/28/2021	25.68	7.1	2.0	32.35	115	212.96	8.9333	2.35
3/29/2021	20.09	7.1	2.0	21.86	101	131.10	6	<2
3/30/2021	16.85	12.4	6.8	16.85	118	173.41	3.4000	<2
3/31/2021	20.30	6.3	2.0	20.30	129	236.32	15.700	3.49
4/1/2021	34.05	14.1	6.8	47.03	144	175.37	4.2000	2
4/2/2021	18.54	10.0	7.8	18.54	108	200.88	4.6000	<2
4/3/2021	18.38	7.1	2.0	18.38	108	229.36	5	2.22
4/4/2021	18.06	7.1	4.0	18.06	107	261.68	5.3333	2.38
4/5/2021	18.27	7.1	2.0	18.27	118	286.70	7.2000	4.10
4/6/2021	17.63	7.1	4.0	17.63	158	297.76	4.1333	<2
4/7/2021	18.17	9.2	3.7	18.17	135	174.79	4.2000	<2
4/8/2021	16.91	7.1	17.0	16.91	148	288.55	6.6250	2.27
4/9/2021	17.18	5.0	4.5	17.18	136	254.94	2.9500	<2
4/10/2021	16.96	7.1	2.0	16.96	149	259.49	3.2500	<2
4/11/2021	17.54	5.0	2.0	17.54	126	284.22	3.6000	<2
4/12/2021	17.37	5.0	2.0	17.37	124	300.96	4.7500	2.08
4/13/2021	16.44	5.0	4.5	16.44	141	245.78	5.3000	2.14
4/14/2021	16.32	6.3	7.9	16.32	152	243.89	4.1500	<2
4/15/2021	21.42	5.0	4.5	21.42	145	245.08	6.2000	2.15
4/16/2021	35.81	10.0	2.0	47.88	162	207.29	7.4000	3.08
4/17/2021	19.48	7.1	4.5	19.48	94	189.41	7.1250	2.17
4/18/2021	18.12	5.0	2.0	18.12	100	221.87	4.7000	<2
4/19/2021	17.60	5.0	11.0	17.60	104	182.75	4.3125	<2
4/20/2021	17.42	7.1	2.0	17.42	113.50	204.74	4.4375	<2
4/21/2021	19.72	6.3	4.7	19.72	134	191.76	4.2500	<2
4/22/2021	17.23	5.0	13.0	17.23	157	197.74	3.9375	<2
4/23/2021	16.58	5.0	2.0	16.58	125	211.34	3.5000	<2
4/24/2021	15.81	5.0	2.0	15.81	122	180.27	3.1000	<2
4/25/2021	25.71	7.1	2.0	28.37	114	176.36	4.1875	<2
4/26/2021	16.63	7.1	2.0	16.63	105	202.93	5.4000	<2

**Bucklin Point 2021 Wastewater Treatment Plant
TSS, CBOD and Bacteria Data**

Date	Final Effluent Flow (MGD)	Effluent	Effluent Fecal	Influent Flow (MGD)	Raw	Raw Influent CBOD (mg/L)	Final	Final
		Enterococci Bacteria (MPN/100mL)	Coliform Bacteria (MPN/100mL)		Influent TSS (mg/L)		Effluent TSS (mg/L)	Effluent CBOD (mg/L)
4/27/2021	16.48	7.1	4.5	16.48	142	229.39	4.1875	<2
4/28/2021	17.82	6.3	3.0	17.82	179	227.22	3.0500	<2
4/29/2021	22.05	7.1	2.0	22.05	150	211.74	6.2500	2.05
4/30/2021	16.95	7.1	2.0	16.95	138.50	188.42	3.9000	<2
5/1/2021	16.02	5.0	2.0	16.02	122	178.96	3.5500	<2
5/2/2021	16.46	5.0	2.0	16.46	116	204.55	3.3000	<2
5/3/2021	16.67	7.1	4.5	16.67	137.50	170.03	6.3333	2.02
5/4/2021	30.98	10.0	4.0	43.02	167.50	179.66	4.9000	<2
5/5/2021	21.39	7.9	7.6	21.39	117	153.49	4.8125	2.28
5/6/2021	17.20	7.1	2.0	17.20	127	156	4.6250	2.05
5/7/2021	17.22	5.0	6.8	17.22	122.50	169.11	4.0625	<2
5/8/2021	17.15	5.0	6.8	17.15	122	164.04	4.1000	<2
5/9/2021	16.47	5.0	2.0	16.47	115	204.30	5.2500	2.11
5/10/2021	24.91	7.1	13.0	36.75	138.50	185.98	4.7500	2.77
5/11/2021	18.00	7.1	4.0	18.00	124.50	183.96	4.2500	<2
5/12/2021	17.43	5.0	3.0	17.43	123.50	203.29	5.2500	2.13
5/13/2021	16.94	5.0	2.0	16.94	137	206.06	3.3750	2.29
5/14/2021	16.30	7.1	2.0	16.30	137	216.54	7.8125	2.02
5/15/2021	15.77	7.1	4.5	15.77	110	205.51	4.1500	2.01
5/16/2021	15.86	5.0	2.0	15.86	132	168.21	4.5500	<2
5/17/2021	15.65	8.8	2.0	15.65	82	205.08	4.1250	<2
5/18/2021	15.62	5.0	13.0	15.62	175.50	222.27	3.1250	<2
5/19/2021	15.07	6.3	38.5	15.07	186	221.50	4.1875	<2
5/20/2021	15.15	7.1	4.0	15.15	179	245.95	3.2777	<2
5/21/2021	15.49	5.0	2.0	15.49	179	227.86	2.9444	<2
5/22/2021	15.13	5.0	2.0	15.13	145	201.59	2.7000	<2
5/23/2021	14.36	5.0	4.0	14.36	137	237.90	3.0500	2.03
5/24/2021	14.71	5.0	6.8	14.71	159.50	221.57	2.8333	<2
5/25/2021	14.97	5.0	17.0	14.97	178	215.44	2.7000	<2
5/26/2021	20.35	5.0	2.8	20.35	182	253.32	3.4500	2.24
5/27/2021	15.45	7.1	7.8	15.45	208	237.21	2.6000	<2
5/28/2021	21.42	7.1	4.5	22.87	146.50	251.01	9.2777	2.71
5/29/2021	30.84	7.1	4.0	50.94	131	117.44	5.1875	2.03
5/30/2021	26.53	7.1	2.0	28.50	92.500	173.98	8.0625	2.23
5/31/2021	22.57	7.1	2.0	22.57	79	120.35	5.2500	2.19
6/1/2021	18.23	7.1	2.0	18.23	102	183.03	3.6000	<2
6/2/2021	17.49	6.3	9.3	17.49	120	382.78	2.5000	<2
6/3/2021	17.66	7.1	2.0	17.66	130	190.52	3.3500	<2
6/4/2021	18.54	5.0	4.5	18.54	151	206.76	3.5000	<2
6/5/2021	16.65	5.0	2.0	16.65	170	209.34	2.9500	<2
6/6/2021	15.53	5.0	2.0	15.53	122	219.88	2.9500	<2
6/7/2021	15.98	5.0	2.0	15.98	161	199.62	2.8500	<2
6/8/2021	15.89	5.0	2.0	15.89	159	194.25	3.2500	<2
6/9/2021	15.12	5.0	2.8	15.12	144	223.58	3.7500	2.02
6/10/2021	14.99	5.0	9.1	14.99	147	213.51	3.5000	<2
6/11/2021	15.36	5.0	2.0	15.36	159	227.49	3.3000	<2
6/12/2021	20.33	5.0	49.0	20.33	180	254.09	5.0568	2.30
6/13/2021	15.10	7.1	4.0	15.10	117	175.08	3.8000	2.01
6/14/2021	27.43	7.1	4.5	43.47	122	197.89	9	3.03
6/15/2021	19.02	7.1	2.0	19.02	100	139.01	4.9500	2.44
6/16/2021	15.85	6.3	10.1	15.85	179	215.21	4.7500	2.14
6/17/2021	15.07	5.0	2.0	15.07	152	208.13	3.4000	<2
6/18/2021	15.03	5.0	33.0	15.03	183	202.42	4.5000	2.07
6/19/2021	15.34	7.1	4.5	15.34	150	194.16	4.3888	2.39
6/20/2021	14.65	7.1	4.5	14.65	137	178.56	3.7500	<2
6/21/2021	15.54	5.0	2.0	15.54	158	201.83	4.7333	2.01
6/22/2021	24.84	7.1	2.0	25.77	144	232.80	8.6666	3.49
6/23/2021	15.46	7.9	8.7	15.46	138	170.54	5	2.69

Bucklin Point 2021 Wastewater Treatment Plant TSS, CBOD and Bacteria Data

Date	Final Effluent Flow (MGD)	Effluent	Effluent Fecal	Influent Flow (MGD)	Raw	Raw Influent CBOD (mg/L)	Final	Final
		Enterococci Bacteria (MPN/100mL)	Coliform Bacteria (MPN/100mL)		Influent TSS (mg/L)		Effluent TSS (mg/L)	Effluent CBOD (mg/L)
6/24/2021	14.68	5.0	49.0	14.68	131	199.64	6.2666	2.59
6/25/2021	15.97	5.0	17.0	15.97	135	227.10	5	2.28
6/26/2021	15.31	5.0	7.8	15.31	133	243.67	5.7228	2.41
6/27/2021	14.86	5.0	2.0	14.86	142	220.79	6.4000	2.50
6/28/2021	14.42	5.0	2.0	14.42	129.50	215.29	7.2666	3.15
6/29/2021	13.45	5.0	17.0	13.45	163	234.96	7.0667	3.10
6/30/2021	17.86	6.3	8.1	17.86	162.50	226.76	8.7334	3.64
7/1/2021	21.39	7.1	79.0	21.39	175	201.56	12.100	5.10
7/2/2021	27.58	7.1	33.0	36.89	106	127.67	6.5333	3.36
7/3/2021	26.82	7.1	7.8	36.22	125	166.68	8.4000	3.07
7/4/2021	20.63	7.1	2.0	20.99	87	109.27	5.7000	2.40
7/5/2021	17.53	19.1	7.8	17.53	106.50	143.71	6.1333	<2
7/6/2021	22.90	5.0	14.0	23.43	113	167.86	6.0667	<2
7/7/2021	16.77	6.3	5.2	16.77	106.80	189.18	7.0714	<2
7/8/2021	21.84	7.1	4.5	21.84	136	188.38	4.6500	<2
7/9/2021	33.80	7.1	2.0	52.44	115	128.92	8.8000	2.15
7/10/2021	38.17	10.0	4.5	41.89	77.500	116.99	9.2500	3.22
7/11/2021	27.22	10.1	4.5	27.22	68.500	107.38	7.7333	2.01
7/12/2021	35.28	12.4	13.0	43.20	96	130.65	5.5000	<2
7/13/2021	25.92	7.1	4.5	25.92	97.500	136.38	4.9000	<2
7/14/2021	25.00	6.3	2.0	25.00	111	172.05	5.5000	2.17
7/15/2021	22.89	5.0	2.0	22.89	103	150.34	4.8667	<2
7/16/2021	24.10	5.0	7.8	24.10	110	141.91	5.8667	2.34
7/17/2021	29.65	7.1	4.5	35.82	136.50	153.96	7.9333	2.52
7/18/2021	29.54	7.1	49.0	29.54	86	97.05	5.7059	2.11
7/19/2021	26.04	5.0	7.8	26.04	83	127.42	6.5333	2.25
7/20/2021	23.55	7.1	33.0	23.55	111.50	124.94	6.3750	2.20
7/21/2021	22.23	7.9	402.1	22.23	100.50	156.67	5.0555	2.15
7/22/2021	21.16	5.0	49.0	21.16	118	139.37	5.1333	2.17
7/23/2021	20.25	22.4	200.0	20.25	111	158.36	4.7500	<2
7/24/2021	19.34	5.0	49.0	19.34	127	169.61	5.0500	2.11
7/25/2021	20.44	12.2	7.8	20.44	119	149.40	4.6000	<2
7/26/2021	18.40	7.1	11.0	18.40	116	181.07	4.4706	2.08
7/27/2021	19.27	12.2	33.0	19.27	122	167.15	4	2.14
7/28/2021	19.22	6.3	3.0	19.22	153	169.16	3.7000	<2
7/29/2021	19.20	14.3	110.0	19.20	127	160.65	3.8500	<2
7/30/2021	18.54	10.0	49.0	18.54	142	173.88	3.5500	<2
7/31/2021	16.45	5.0	2.0	16.45	129.50	198.69	3.6500	<2
8/1/2021	16.43	7.1	2.0	16.43	109	173.08	3.4500	<2
8/2/2021	16.25	7.1	11.0	16.25	124	181.01	3.8571	<2
8/3/2021	16.56	5.0	2.0	16.56	142	176.50	3.4667	<2
8/4/2021	20.76	5.0	8.2	20.76	153	204.32	6.6666	2.03
8/5/2021	34.35	39.1	4.5	55.41	136	125.33	4.9000	2.32
8/6/2021	18.58	7.1	13.0	18.58	101	159.77	3.6000	<2
8/7/2021	17.48	7.1	7.8	17.48	115	165.15	3.5000	2.28
8/8/2021	16.85	5.0	2.0	16.85	122.50	145.63	3.8500	2.07
8/9/2021	17.35	5.0	4.5	17.35	118.50	139.43	3.9500	<2
8/10/2021	17.21	7.1	11.0	17.21	151	149.28	3.7000	<2
8/11/2021	16.77	5.0	4.2	16.77	144	153.31	3.4500	<2
8/12/2021	16.21	5.0	4.5	16.21	159	140.55	3.8500	<2
8/13/2021	15.16	5.0	2.0	15.16	139	156.57	3.4000	<2
8/14/2021	15.49	5.0	2.0	15.49	186	175.69	3.7500	<2
8/15/2021	14.22	5.0	2.0	14.22	128	177.01	3.1000	<2
8/16/2021	14.76	5.0	7.8	14.76	153	174.85	3.6000	<2
8/17/2021	15.55	10.0	14.0	15.55	150	240.88	6.4666	2.14
8/18/2021	15.50	5.0	7.0	15.50	153	211.90	3.8666	<2
8/19/2021	26.20	5.0	17.0	26.71	133	164.44	3.7500	<2
8/20/2021	15.84	7.1	23.0	15.84	129	152.16	2.6000	<2

**Bucklin Point 2021 Wastewater Treatment Plant
TSS, CBOD and Bacteria Data**

Date	Final Effluent Flow (MGD)	Effluent	Effluent Fecal	Influent Flow (MGD)	Raw	Raw Influent CBOD (mg/L)	Final	Final
		Enterococci Bacteria (MPN/100mL)	Coliform Bacteria (MPN/100mL)		Influent TSS (mg/L)		Effluent TSS (mg/L)	Effluent CBOD (mg/L)
8/21/2021	15.02	5.0	6.8	15.02	130	167.92	3	<2
8/22/2021	25.39	5.0	7.8	27.47	154	205.98	5.4000	<2
8/23/2021	27.19	7.1	6.8	30.16	109.50	137.41	5.3000	<2
8/24/2021	17.92	7.1	9.2	17.92	111	122.84	2.4000	<2
8/25/2021	15.07	5.0	14.5	15.07	114	155.83	2.1000	<2
8/26/2021	15.17	5.0	33.0	15.17	139	184.59	2.4000	<2
8/27/2021	14.72	7.1	33.0	14.72	137	177.96	2.3500	<2
8/28/2021	14.91	5.0	130.0	14.91	133	180.22	2.9000	<2
8/29/2021	17.77	7.1	230.0	17.77	140	155.52	2.8500	<2
8/30/2021	15.48	8.7	22.0	15.48	134	146.32	2.7000	<2
8/31/2021	14.88	5.0	33.0	14.88	159	191.22	3.1500	<2
9/1/2021	20.03	5.0	20.7	25.06	162	205.31	5.6666	2.32
9/2/2021	33.25	10.0	9.2	53.09	132	120.36	5.5333	2.01
9/3/2021	33.18	7.1	130.0	33.18	69	98.97	4.8000	<2
9/4/2021	20.70	5.0	7.8	20.70	68	110.23	3.5500	<2
9/5/2021	20.54	7.1	7.8	20.54	85	134.30	2.7000	<2
9/6/2021	20.20	10.0	17.0	20.20	97	135.74	2.8500	<2
9/7/2021	18.74	5.0	4.5	18.74	92	151.14	2.9500	<2
9/8/2021	18.82	6.3	12.0	18.82	125	166.03	3.1500	<2
9/9/2021	27.28	5.0	11.0	27.28	175.50	168.42	5.0500	<2
9/10/2021	22.62	7.1	4.5	23.48	164	154.59	2.8500	<2
9/11/2021	17.73	7.1	2.0	17.73	111	161.88	2.4000	<2
9/12/2021	17.87	5.0	2.0	17.87	106	141.20	3.1500	<2
9/13/2021	17.01	5.0	2.0	17.01	122	169.44	2.8000	<2
9/14/2021	16.99	5.0	13.0	16.99	160	232.66	2.3000	<2
9/15/2021	17.09	5.0	4.5	17.09	148	168.75	2.1000	<2
9/16/2021	19.40	5.0	13.0	19.40	160	178.93	3.1500	<2
9/17/2021	17.10	5.0	2.0	17.10	125	169.38	2.3000	<2
9/18/2021	16.31	5.0	9.2	16.31	140	147.45	3.7500	<2
9/19/2021	15.97	5.0	2.0	15.97	126	162.53	2.4500	<2
9/20/2021	15.41	5.0	4.5	15.41	104	167.40	2.3500	<2
9/21/2021	15.63	5.0	49.0	15.63	167	213.56	2.1500	<2
9/22/2021	16.34	5.0	4.7	16.34	141	182.50	2.2000	<2
9/23/2021	16.03	5.0	4.5	16.03	157	191.61	<2	<2
9/24/2021	18.38	7.1	13.0	18.38	220	184.19	3.2500	<2
9/25/2021	15.00	5.0	4.5	15.00	130	187.22	2.6500	<2
9/26/2021	18.51	7.1	4.5	18.51	135	147.39	2.3500	<2
9/27/2021	15.03	5.0	2.0	15.03	138	188.14	2.5000	<2
9/28/2021	23.75	7.1	4.5	23.75	154	182.88	3.9500	<2
9/29/2021	14.70	6.3	5.8	14.70	124	140.58	2.4500	<2
9/30/2021	14.84	8.8	4.5	14.84	141	175.15	2.6500	<2
10/1/2021	14.21	7.1	17.0	14.21	165	188.93	2.5000	<2
10/2/2021	14.27	5.0	6.8	14.27	156	196.09	2.6000	<2
10/3/2021	14.83	5.0	2.0	14.83	139	182.02	3.3500	<2
10/4/2021	32.33	5.0	7.8	57.13	135	152.20	5.6000	2.07
10/5/2021	25.11	7.1	4.5	30.08	86	86.02	4.6500	<2
10/6/2021	17.65	5.0	10.1	17.65	112.50	145.36	4	<2
10/7/2021	17.25	5.0	4.5	17.25	121.50	166.98	3.8000	<2
10/8/2021	16.36	5.0	4.5	16.36	131	156	3.6500	<2
10/9/2021	16.80	5.0	6.8	16.80	88.500	154.04	2.2500	<2
10/10/2021	16.72	5.0	2.0	16.72	121	163.17	3.4000	2.07
10/11/2021	16.12	5.0	4.0	16.12	113	159.21	2.9000	<2
10/12/2021	15.52	5.0	2.0	15.52	127.50	163.62	3.6500	<2
10/13/2021	15.71	5.0	6.5	15.71	138.50	158.28	3.1500	<2
10/14/2021	15.27	5.0	4.5	15.27	168.50	190.72	3.5500	<2
10/15/2021	15.33	5.0	2.0	15.33	164	185.45	3	<2
10/16/2021	15.86	5.0	2.0	15.86	151	170.20	4.7000	<2
10/17/2021	22.87	7.1	7.8	22.87	152	168.79	4	<2

**Bucklin Point 2021 Wastewater Treatment Plant
TSS, CBOD and Bacteria Data**

Date	Final Effluent Flow (MGD)	Effluent	Effluent Fecal	Influent Flow (MGD)	Raw	Raw Influent CBOD (mg/L)	Final	Final
		Enterococci Bacteria (MPN/100mL)	Coliform Bacteria (MPN/100mL)		Influent TSS (mg/L)		Effluent TSS (mg/L)	Effluent CBOD (mg/L)
10/18/2021	15.32	12.2	6.8	15.32	115	142.30	3.6000	<2
10/19/2021	15.34	7.1	2.0	15.34	147	208.96	3.9000	<2
10/20/2021	15.46	5.0	3.0	15.46	141.50	181.91	3.8000	<2
10/21/2021	15.54	5.0	2.0	15.54	160.50	186.41	3.6000	<2
10/22/2021	15.03	5.0	6.8	15.03	140.50	186.29	3.1000	<2
10/23/2021	14.54	5.0	2.0	14.54	132	177.36	3.3000	<2
10/24/2021	14.30	5.0	4.5	14.30	131	165.75	3.7000	<2
10/25/2021	19.86	7.1	7.8	19.86	191.50	200.59	6.3000	2
10/26/2021	32.77	7.1	13.0	42.83	139.50	155.60	8.9286	2.74
10/27/2021	26.71	10.1	3.0	28.32	88.500	102.15	6.8500	2.24
10/28/2021	17.83	7.1	2.0	17.83	126.50	264.17	5.3000	2.10
10/29/2021	17.02	5.0	4.5	17.02	144.50	180.28	5.5000	<2
10/30/2021	27.29	5.0	2.0	32.69	149.50	160.25	7.1000	2.45
10/31/2021	27.17	10.0	7.8	35.64	102	94.54	6.6428	2.08
11/1/2021	19.19	7.1	7.8	19.19	93	126.14	4.7500	<2
11/2/2021	18.82	5.0	2.0	18.82	126	133.63	6.3333	2.68
11/3/2021	17.86	5.0	9.3	17.86	137	153.48	6.2000	2.54
11/4/2021	17.76	5.0	13.0	17.76	123	146.37	6.0500	3.33
11/5/2021	17.41	7.1	13.0	17.41	186	161.01	6.8000	2.90
11/6/2021	16.85	5.0	6.8	16.85	154	150.51	6.5333	2.45
11/7/2021	16.95	7.1	13.0	16.95	117	154.20	5.8666	2.73
11/8/2021	16.46	5.0	6.8	16.46	126	170.61	5.7333	2.49
11/9/2021	16.37	5.0	7.8	16.37	136	167.90	5.7333	2.42
11/10/2021	16.36	6.3	11.0	16.36	150	197.02	6	2.79
11/11/2021	16.29	7.1	13.0	16.29	163	210.48	5.6000	2.41
11/12/2021	30.26	5.0	2.0	41.06	192	173.14	15.300	6.13
11/13/2021	26.20	7.1	6.8	27.00	100	130.04	7.8000	2.87
11/14/2021	18.97	10.0	7.8	18.97	100	143.24	7.5000	2.78
11/15/2021	20.46	10.0	2.0	20.46	103	152.75	5.8000	2.31
11/16/2021	17.87	5.0	11.0	17.87	286	185.58	5.4000	<2
11/17/2021	18.25	6.3	10.1	18.25	193	175.11	6.0666	2.36
11/18/2021	17.96	5.0	7.8	17.96	128	186.12	4.6667	2.03
11/19/2021	21.64	7.1	13.0	21.64	140	174.08	5.0667	2.01
11/20/2021	17.18	5.0	2.0	17.18	103	228.04	4.8500	2.31
11/21/2021	17.72	5.0	6.8	17.72	113	207.60	4.8000	<2
11/22/2021	22.16	5.0	3.7	22.16	136	160.08	5.2500	2.10
11/23/2021	16.70	5.0	6.8	16.70	190	181.68	4.3000	<2
11/24/2021	16.91	5.0	3.0	16.91	124	213.21	5.2000	<2
11/25/2021	17.12	7.1	2.0	17.12	132	225.99	4.3000	<2
11/26/2021	17.81	5.0	7.8	17.81	131	201.27	4.5000	<2
11/27/2021	15.99	5.0	2.0	15.99	121	205.18	4	<2
11/28/2021	16.70	5.0	13.0	16.70	134	184.48	4.3333	<2
11/29/2021	16.22	7.1	4.5	16.22	151	224.36	4.8500	<2
11/30/2021	16.04	7.1	13.0	16.04	130	195.82	5.3000	2.06
12/1/2021	15.77	5.0	2.0	15.77	158.50	197.74	6.0555	<2
12/2/2021	16.05	8.7	13.0	16.05	166	228.64	6.5000	2.65
12/3/2021	15.33	5.0	2.0	15.33	192	226.85	12	3.19
12/4/2021	15.90	14.3	13.0	15.90	160	200.99	8.1333	2.59
12/5/2021	15.32	5.0	4.0	15.32	146	203.53	5.8000	2.34
12/6/2021	23.04	5.0	23.0	23.04	193.50	239.45	7.9333	4.05
12/7/2021	16.35	30.7	7.8	16.35	137	174.33	6.1000	2.96
12/8/2021	15.79	6.3	8.6	15.79	142	196.29	6.7222	2.67
12/9/2021	15.15	5.0	4.5	15.15	150	202.25	6.0500	2.69
12/10/2021	15.58	7.1	2.0	15.58	157.50	212.32	8.1000	3.26
12/11/2021	20.35	10.0	14.0	20.35	197.50	206.54	11.538	4.01
12/12/2021	17.55	14.1	11.0	17.55	115	158.70	6.1000	2.69
12/13/2021	15.47	5.0	7.6	15.47	133	204.66	6.4000	3.23
12/14/2021	15.16	7.1	6.6	15.16	176	222.48	6	2.60

**Bucklin Point 2021 Wastewater Treatment Plant
TSS, CBOD and Bacteria Data**

Date	Final Effluent Flow (MGD)	Effluent	Effluent Fecal	Influent Flow (MGD)	Raw	Raw Influent CBOD (mg/L)	Final	Final
		Enterococci Bacteria (MPN/100mL)	Coliform Bacteria (MPN/100mL)		Influent TSS (mg/L)		Effluent TSS (mg/L)	Effluent CBOD (mg/L)
12/15/2021	15.44	5.0	5.0	15.44	154	233.86	9.3000	3.03
12/16/2021	19.93	7.1	13.0	19.93	185.50	190.05	7.8750	3.75
12/17/2021	14.62	5.0	10.2	14.62	168.50	208.73	6.9375	2.81
12/18/2021	16.66	5.0	2.0	16.66	151	219.50	7.0714	2.71
12/19/2021	18.84	7.1	6.1	18.84	138	194.97	5.3333	2.44
12/20/2021	14.88	8.8	2.0	14.88	122	219	6.6667	2.03
12/21/2021	15.41	17.7	130.0	15.41	153	283.59	7.5625	2.52
12/22/2021	19.18	7.9	3.0	19.18	167.50	318.98	8.5000	3.20
12/23/2021	14.92	14.3	13.0	14.92	147	211.75	8.6428	2.86
12/24/2021	15.81	8.8	7.8	15.81	150.50	226.05	10.214	2.74
12/25/2021	21.79	5.0	4.5	22.05	161	277.11	11.945	3.52
12/26/2021	20.18	7.1	4.5	20.91	99	152.26	9.9000	3.95
12/27/2021	15.56	7.1	2.0	15.56	135.50	200.63	9.4286	3.51
12/28/2021	16.18	10.0	4.5	16.18	145.50	214.73	9.0714	3.45
12/29/2021	16.13	7.9	2.0	16.13	155	267.39	8.8571	3.24
12/30/2021	15.81	8.7	6.8	15.81	156.50	233.45	9.7142	4.14
12/31/2021	17.25	7.1	2.0	17.25	167	212.20	8	3.86

SLUDGE DATA

BUCKLIN POINT

Bucklin Point Metals Concentrations in Final Sludge 2021

Date	Sludge Dry Tons	Arsenic mg/kg	Beryllium mg/kg	Cadmium mg/kg	Chromium mg/kg	Copper mg/kg	Lead mg/kg	Mercury mg/kg	Molybdenum mg/kg	Nickel mg/kg	Selenium mg/kg	Silver mg/kg	Zinc mg/kg	Cyanide mg/kg
01/05/2021	7.05	4.69	<2.238	<3.358	65.6	656	72.3	0.166	12.4	41.4	4.95	22.1	709	<2.17
01/26/2021	6.54	5.08	<2.286	<3.429	65.8	838	75.9	0.254	12.1	47.8	5.61	22.7	713	22.8
02/02/2021	7.75	4.96	<2.273	<3.410	60.1	826	68.3	0.300	11.7	46.2	5.43	20.4	660	3.80
02/23/2021	7.37	4.76	<2.356	<3.535	58.6	856	70.7	0.151	12.9	48.1	4.92	23.1	685	10.3
03/02/2021	6.77	4.49	<2.320	<3.480	59.3	868	69.7	0.117	12.2	46.4	4.52	23.1	668	7.15
03/30/2021	6.31	4	<2.313	<3.470	51.7	733	59.4	0.191	<11.566	56	3.72	19.3	575	4.10
04/06/2021	6.61	4.64	<2.831	<4.247	61.4	603	72.1	0.207	<14.156	63.6	5.64	25.3	660	3.17
04/27/2021	6.77	4.17	<2.765	<4.147	55.5	552	64.4	0.45	<13.825	56.7	4.62	20.5	616	8.14
05/04/2021	4.33	4.46	<2.631	<3.947	61.5	600	70.8	0.57	<13.156	65.5	5.39	21.9	710	6.02
05/25/2021	6.99	4.37	<2.507	<3.760	59.9	605	71.9	<0.417	<12.533	57.8	5.77	22.6	735	7.21
06/01/2021	7.11	4.46	<2.552	<3.828	65.5	609	74.2	<0.384	<12.760	55.6	5.53	21.8	773	4.74
06/29/2021	7.14	4.79	<2.366	<3.549	71.5	654	76.8	0.980	13	51.1	6.23	23.6	833	3.08
07/06/2021	17.22	3.86	<2.165	<3.248	65	582	72	0.761	11.4	45.3	4.98	19.6	727	<2.07
07/27/2021	7.98	5.18	<2.285	<3.428	78	655	88.8	0.793	11.6	57.4	7.43	19.9	852	4.25
08/03/2021	7.35	4.94	<2.232	<3.348	76.9	697	88.5	0.475	11.9	57.7	7.12	21.4	878	5.70
08/25/2021		4.64	<2.304	<3.456	74.7	668	89.6	<2.41	12.9	55.4	4.99	21.1	907	3.95
09/01/2021	7.53	5.04	<2.445	<3.668	82.7	742	97.2	<0.577	14.9	56.3	5.24	24.3	1000	2.94
09/29/2021	6.10	5.04	<2.411	<3.616	72.3	685	86	1.12	14.1	49.9	6.29	23.5	878	<1.98
10/08/2021	5.75	5.12	<2.280	<3.420	73.3	712	83.9	0.886	15.4	47.5	7.29	25.3	863	<1.89
10/26/2021	6.99	4.62	<2.459	<3.689	68.1	680	74.1	1.44	15.2	43.9	7.59	24.1	780	0.76
11/02/2021	7.46	4.84	<2.534	<3.801	74.2	714	76.7	<1.30	15.1	49.3	7.60	28.2	833	0.717
11/24/2021	6.54	4.65	<2.463	<3.694	72.2	635	67.6	<1.30	13.2	45.8	7.81	23.5	700	3.45
12/01/2021	7.15	4.50	<2.337	<3.505	73.9	653	73.9	<1.14	13.7	47	7.23	23	723	3.52
12/28/2021	6.81	4.48	<2.379	<3.569	103	565	64.4	<2.17	13.5	65.3	6.09	24.4	693	3

Bucklin Point Metals Loading from Final Sludge 2021

Bucklin Point sludge monthly mean concentrations (mg/kg)

Month	Arsenic	Beryllium	Cadmium	Chromium	Copper	Lead	Mercury	Molybdenum	Nickel	Selenium	Silver	Zinc	Cyanide
January	4.89	2.26	3.39	65.70	747.00	74.10	0.21	12.25	44.60	5.28	22.40	711.00	12.49
February	4.86	2.31	3.47	59.35	841.00	69.50	0.23	12.30	47.15	5.18	21.75	672.50	7.05
March	4.25	2.32	3.48	55.50	800.50	64.55	0.15	11.88	51.20	4.12	21.20	621.50	5.63
April	4.41	2.80	4.20	58.45	577.50	68.25	0.33	13.99	60.15	5.13	22.90	638.00	5.66
May	4.42	2.57	3.85	60.70	602.50	71.35	0.49	12.84	61.65	5.58	22.25	722.50	6.62
June	4.63	2.46	3.69	68.50	631.50	75.50	0.68	12.88	53.35	5.88	22.70	803.00	3.91
July	4.52	2.23	3.34	71.50	618.50	80.40	0.78	11.50	51.35	6.21	19.75	789.50	3.16
August	4.79	2.27	3.40	75.80	682.50	89.05	1.44	12.40	56.55	6.06	21.25	892.50	4.83
September	5.04	2.43	3.64	77.50	713.50	91.60	0.85	14.50	53.10	5.77	23.90	939.00	2.46
October	4.87	2.37	3.55	70.70	696.00	79.00	1.16	15.30	45.70	7.44	24.70	821.50	1.33
November	4.75	2.50	3.75	73.20	674.50	72.15	1.30	14.15	47.55	7.71	25.85	766.50	2.08
December	4.49	2.36	3.54	88.45	609.00	69.15	1.66	13.60	56.15	6.66	23.70	708.00	3.26

Bucklin Point sludge monthly total load (lbs/month)

Month	Arsenic	Beryllium	Cadmium	Chromium	Copper	Lead	Mercury	Molybdenum	Nickel	Selenium	Silver	Zinc	Cyanide	Sludge
January	1.68	0.78	1.17	22.60	256.97	25.49	0.07	4.21	15.34	1.82	7.71	244.58	4.29	344,000
February	1.68	0.80	1.20	20.50	290.48	24.01	0.08	4.25	16.29	1.79	7.51	232.28	2.44	345,400
March	1.43	0.78	1.17	18.72	270.06	21.78	0.05	4.01	17.27	1.39	7.15	209.67	1.90	337,360
April	1.53	0.97	1.46	20.28	200.36	23.68	0.11	4.85	20.87	1.78	7.94	221.35	1.96	346,940
May	1.50	0.88	1.31	20.68	205.25	24.31	0.17	4.38	21.00	1.90	7.58	246.13	2.25	340,660
June	1.60	0.85	1.28	23.72	218.70	26.15	0.24	4.46	18.48	2.04	7.86	278.09	1.35	346,320
July	1.85	0.91	1.36	29.23	252.83	32.87	0.32	4.70	20.99	2.54	8.07	322.73	1.29	408,780
August	1.90	0.90	1.35	30.02	270.32	35.27	0.57	4.91	22.40	2.40	8.42	353.50	1.91	396,080
September	1.57	0.76	1.14	24.20	222.84	28.61	0.27	4.53	16.58	1.80	7.46	293.27	0.77	312,320
October	1.55	0.75	1.13	22.50	221.54	25.15	0.37	4.87	14.55	2.37	7.86	261.48	0.42	318,300
November	1.52	0.80	1.20	23.39	215.49	23.05	0.42	4.52	15.19	2.46	8.26	244.88	0.67	319,480
December	1.47	0.77	1.15	28.86	198.74	22.57	0.54	4.44	18.32	2.17	7.73	231.05	1.06	326,340
Annual Total (lbs/year)	19.28	9.94	14.92	284.71	2,823.58	312.91	3.20	54.13	217.28	24.45	93.57	3,139.02	20.32	4,141,980

Bucklin Point Metals Loading from Final Sludge (lbs/yr)

Year	Arsenic	Beryllium	Cadmium	Chromium	Copper	Lead	Mercury	Molybdenum	Nickel	Selenium	Silver	Zinc	Cyanide
1994	16.2		35.4	655.5	3839.7	723.4	84.2		627.6		171.3	4234.5	64.3
1995			35.8	681.0	4306.7	551.8	55.9		539.8		126.2	3495.8	57.6
1996													
1997	16.0		52.9	1177.6	4589.3	1183.6	16.0		1074.4		339.8	4349.4	58.9
1998	12.2		44.8	1263.0	4743.4	1128.3	12.2		977.8		463.4	5838.9	27.7
1999	11.1		44.4	993.6	3906.8	930.3	11.1		716.9		473.0	5945.8	24.3
2000	38.3		60.8	1304.1	5164.7	1073.2	16.8	171.8	1345.4		467.7	7104.0	24.8
2001	57.8	13.6	38.6	1003.3	4132.9	900.1	12.0	167.4	985.3	44.4	371.2	6336.5	33.6
2002	43.7	6.1	27.1	755.0	4565.0	1034.3	18.0	148.9	840.7	37.6	385.8	7226.0	13.3
2003	30.2	6.6	29.2	2669.3	3439.4	772.3	10.0	69.3	868.1	32.1	273.0	5973.1	8.9
2004	27.6	7.3	45.5	851.5	3733.7	739.0	11.6	62.0	794.7	36.1	225.0	6759.2	7.6
2005	18.8	5.9	30.9	969.5	4468.6	682.1	8.9	77.4	781.5	32.5	153.0	5469.7	10.3
2006	25.5	2.0	24.4	2398.8	3657.0	713.0	6.8	37.1	1089.2	33.9	165.4	4953.9	12.0
2007	11.2	5.2	25.7	4143.3	4676.1	633.5	9.3	70.7	1389.7	14.4	177.5	5635.0	22.8
2008	8.9	14.1	23.3	5594.6	4209.5	585.4	36.0	84.7	1568.6	17.4	116.8	5519.0	27.4
2009	18.1	8.2	20.6	1054.3	3132.4	516.6	4.6	79.6	438.2	14.6	62.5	4895.0	19.3
2010	20.7	7.0	17.5	619.0	3075.2	445.7	14.4	74.3	318.1	14.6	58.1	3949.5	17.1
2011	19.3	9.0	13.9	499.9	2159.5	474.2	4.9	90.0	294.1	15.1	66.4	3583.1	14.5
2012	18.2	8.4	13.5	370.6	2502.2	370.7	4.3	84.3	269.2	16.0	56.8	3388.8	24.9
2013	21.1	1.9	11.7	349.5	2493.6	381.4	4.0	45.4	271.9	21.2	54.1	3264.5	19.6
2014	26.7	2.6	11.1	434.6	3278.0	374.7	2.9	51.7	336.3	30.4	58.0	3510.2	19.2
2015	25.4	2.3	7.4	422.7	3125.3	367.9	3.3	49.2	346.2	31.9	54.6	3620.0	21.8
2016	24.1	2.2	5.8	397.5	2872.2	365.9	3.9	54.1	347.5	28.4	80.7	3620.5	17.9
2017	19.5	2.2	7.2	682.3	2508.7	326.0	2.3	45.5	524.6	27.1	61.5	3205.9	10.5
2018	22.2	6.0	14.1	369.7	2333.5	360.7	1.5	46.9	272.7	25.4	62.8	3149.7	14.4
2019	22.7	10.1	15.2	388.1	2819.8	416.4	3.5	56.5	332.2	30.2	63.8	3429.2	19.2
2020	18.9	9.5	14.3	278.4	2641.5	400.5	2.9	54.0	242.4	27.5	87.5	3270.1	18.4
2021	19.3	9.9	14.9	284.7	2823.6	312.9	3.2	54.1	217.3	24.4	93.6	3139.0	20.3

***INFLUENT AND EFFLUENT
NUTRIENTS***

BUCKLIN POINT

Bucklin Point Influent and Effluent Nutrients 2021

Bucklin Point Influent Nutrients								Bucklin Point Effluent Nutrients							
	Nitrite NO ₂	Nitrate NO ₃	NitrateNitrite NO ₃ NO ₂	Ammonia NH ₃	TKN	Total Phosphorus	Total Nitrogen		Nitrite NO ₂	Nitrate NO ₃	NitrateNitrite NO ₃ NO ₂	Ammonia NH ₃	TKN	Total Phosphorus	Total Nitrogen
Date	ppm as N	ppm as N	ppm as N	ppm as N	ppm as N	ppm as P	ppm as N	Date	ppm as N	ppm as N	ppm as N	ppm as N	ppm as N	ppm as P	ppm as N
01/04/21	0.187	0.669	0.856	13.5	23.8		24.7	01/04/21	0.103	6.44	6.54	0.327	1.51		8.05
01/05/21	0.156	0.607	0.763	13.9	23.6	2.91	24.4	01/05/21	0.0913	6.29	6.38	0.131	1.46	2.32	7.84
01/06/21	0.156	0.492	0.648	14	23.2		23.8	01/06/21	0.0587	7.82	7.88	<0.100	1.03		8.91
01/11/21	0.125	0.320	0.445	18.4	29.2		29.6	01/11/21	0.0934	5.79	5.88	0.305	1.52		7.40
01/12/21	0.105	0.346	0.451	18.1	27.6	3.09	28.1	01/12/21	0.113	5.77	5.88	0.639	1.98	2.48	7.86
01/13/21	0.0898	0.317	0.407	19.8	32.2		32.6	01/13/21	0.0999	4.15	4.25	0.846	2.17		6.42
01/18/21	0.159	0.758	0.917	17.8	27.5		28.4	01/18/21	0.0925	2.62	2.71	0.801	1.97		4.68
01/19/21	0.137	0.602	0.739	17.2	28.2	2.68	28.9	01/19/21	0.103	3.37	3.47	0.320	1.50	1.17	4.97
01/20/21	0.129	0.504	0.633	18	29		29.6	01/20/21	0.0938	3.61	3.70	0.314	1.41		5.11
01/25/21	0.115	0.341	0.456	21	34.7		35.2	01/25/21	0.0830	3.17	3.25	0.782	2.14		5.39
01/26/21	0.104	0.298	0.402	19.7	30.6	3.24	31	01/26/21	0.0932	3.81	3.90	0.856	2.25	2	6.15
01/27/21	0.0974	0.259	0.356	19.6	31.2		31.6	01/27/21	0.0773	3.61	3.69	0.562	1.62		5.31
02/01/21	0.132	0.256	0.388	22.1	32.7		33.1	02/01/21	0.0876	3.37	3.46	1.28	2.54		6
02/02/21	0.0500	0.361	0.411	13.1	21.9	2.82	22.3	02/02/21	0.0699	3.46	3.53	0.908	2.17	1.77	5.70
02/03/21	0.0924	0.796	0.888	18.3	28		28.9	02/03/21	0.0912			1.46			
02/06/21								02/06/21	0.0911						
02/08/21	0.120	0.299	0.419	21.3	31.7		32.1	02/08/21	0.102	3.44	3.54	0.574	1.41		4.95
02/09/21	0.0927	0.366	0.459	21.4	31.5	3.36	32	02/09/21	0.0812	3.99	4.07	0.740	1.87	1.89	5.94
02/10/21	0.138	0.185	0.323	20.9	35.7		36	02/10/21	0.0778	3.38	3.46	1.06	2.27		5.73
02/15/21	0.146	<0.100	0.212	22.6	35		35.2	02/15/21	0.0797	3.64	3.72	0.778	2.01		5.73
02/16/21	0.0542	0.308	0.362	16.4	27.6	3.45	28	02/16/21	0.0445	3.03	3.07	0.853	2.15	1.75	5.22
02/17/21	0.105	0.765	0.870	18.5	27.2		28.1	02/17/21	0.0633	3.51	3.57	1.92	2.81		6.38
02/22/21	0.112	0.437	0.549	21.4	34.5		35	02/22/21	0.0220	3.95	3.97	0.208	1.37		5.34
02/23/21	0.102	0.707	0.809	15.8	25.2	2.85	26	02/23/21	0.0503	4.67	4.72	0.775	1.85	1.95	6.57
02/24/21	0.111	0.544	0.655	19.8	30		30.7	02/24/21	0.0571	3.17	3.23	0.744	2		5.23
03/01/21	0.118	0.540	0.658	14.8	26.5		27.2	03/01/21	0.0618	2.78	2.84	0.466	1.56		4.40
03/02/21	0.142	0.808	0.950	15.7	25.7	2.75	26.6	03/02/21	0.0647	3.01	3.07	0.303	1.55	1.53	4.62
03/03/21	0.118	0.513	0.631	17.5	28.2		28.8	03/03/21	0.0706	3.15	3.22	0.221	1.40		4.62
03/08/21	0.127	0.351	0.478	18.5	32.2		32.7	03/08/21	0.0733	2.93	3	1.26	2.49		5.49
03/09/21	0.159	0.235	0.394	19.9	30.6	3.61	31	03/09/21	0.0554	2.95	3.01	1.28	2.58	2.02	5.59
03/10/21	0.0898	0.327	0.417	20.3	32.7		33.1	03/10/21	0.0374	3.83	3.87	0.115	1.43		5.30
03/15/21	0.182	0.101	0.283	21.6	34		34.3	03/15/21	0.0140	2.27	2.28	<0.100	1.23		3.51
03/16/21	0.0836	0.293	0.377	20.2	33	4	33.4	03/16/21	0.0181	2.25	2.27	<0.100	1.38	2.16	3.65
03/17/21	0.0920	0.299	0.391	22.1	34		34.4	03/17/21	0.0200	2.78	2.80	<0.100	1.22		4.02
03/22/21	0.201	0.128	0.329	21.8	35.2		35.5	03/22/21	0.0533	2.98	3.03	0.115	1.34		4.37
03/23/21	0.300	<0.100	0.321	21.8	33.6	4.02	33.9	03/23/21	0.0293	3.05	3.08	<0.100	1.28	1.57	4.36
03/24/21	0.242	<0.100	0.230	20.5	34.7		34.9	03/24/21	0.0311	3.24	3.27	0.122	1.43		4.70
03/29/21	0.0869	0.625	0.712	13.4	21.7		22.4	03/29/21	0.0507	3.39	3.44	1.13	2.38		5.82
03/30/21	0.133	0.479	0.612	19.2	30.5	3.48	31.1	03/30/21	0.0731	4.87	4.94	0.132	1.17	2.81	6.11
03/31/21	0.207	<0.100	0.275	20.8	31.2		31.5	03/31/21	0.0366	2.81	2.85	0.975	3.22		6.07

Bucklin Point Influent and Effluent Nutrients 2021

Date	Bucklin Point Influent Nutrients							Bucklin Point Effluent Nutrients							
	Nitrite NO ₂ ppm as N	Nitrate NO ₃ ppm as N	NitrateNitrite NO ₃ NO ₂ ppm as N	Ammonia NH ₃ ppm as N	TKN ppm as N	Total Phosphorus ppm as P	Total Nitrogen ppm as N	Date	Nitrite NO ₂ ppm as N	Nitrate NO ₃ ppm as N	NitrateNitrite NO ₃ NO ₂ ppm as N	Ammonia NH ₃ ppm as N	TKN ppm as N	Total Phosphorus ppm as P	Total Nitrogen ppm as N
04/05/21	0.221	<0.100	0.285	19.6	34.2		34.5	04/05/21	0.0284	2.31	2.34	0.468	2.26		4.60
04/06/21	0.191	<0.100	0.224	21.1	39.6	3.81	39.8	04/06/21	0.0645	3.36	3.42	0.651	2.29	1.95	5.71
04/07/21	0.193	<0.100	0.267	18.1	31.5		31.8	04/07/21	0.0955	5.20	5.30	0.748	1.93		7.23
04/12/21	0.0511	<0.100	<0.100	21.4	34.7		34.7	04/12/21	0.0337	0.925	0.959	0.895	2.26		3.22
04/13/21	0.0788	<0.100	0.109	19.7	33.2	3.77	33.3	04/13/21	0.0297	0.443	0.473	0.649	2.10	3.52	2.57
04/14/21	0.117	0.112	0.229	20.6	35.2		35.4	04/14/21	0.0189	0.642	0.661	<0.100	1.24		1.90
04/19/21	0.273	<0.100	0.342	17.2	30		30.3	04/19/21	0.0911	1.12	1.21	<0.100	1.49		2.70
04/20/21	0.110	0.307	0.417	17.9	30	3.51	30.4	04/20/21	0.0328	1.17	1.20	<0.100	1.52	2.16	2.72
04/21/21	0.0629	<0.100	0.107	19.1	31.7		31.8	04/21/21	0.0621	1.11	1.17	<0.100	1.28		2.45
04/26/21	0.228	<0.100	0.219	20.4	31.7		31.9	04/26/21	0.0381	2.36	2.40	0.184	1.20		3.60
04/27/21	0.108	<0.100	0.125	21.1	32	3.49	32.1	04/27/21	0.0362	1.91	1.95	<0.100	1.25	2.69	3.20
04/28/21	0.0540	<0.100	<0.100	19.6	33.7		33.7	04/28/21	0.0501	2.18	2.23	<0.100	1.08		3.31
05/03/21	0.0369	<0.100	<0.100	18.6	33		33	05/03/21	0.0591	4.25	4.31	<0.100	1.32		5.63
05/04/21	0.0652	0.193	0.258	12.5	24.1	3.36	24.4	05/04/21	0.0514	3.26	3.31	<0.100	1.02	2.53	4.33
05/05/21	0.132	0.323	0.455	15.5	26.2		26.7	05/05/21	0.0860	5.18	5.27	<0.100	1.08		6.35
05/10/21	0.118	<0.100	0.191	14.7	32		32.2	05/10/21	0.0552	1.57	1.63	0.101	1.29		2.92
05/11/21	0.239	<0.100	0.332	17.9	32.8	3.48	33.1	05/11/21	0.0471	1.57	1.62	<0.100	1.38	2.31	3
05/12/21	0.107	<0.100	<0.100	20.5	32.2		32.2	05/12/21	0.0377	1.77	1.81	<0.100	1.27		3.08
05/17/21	0.0396	<0.100	<0.100	21.3	35.5		35.5	05/17/21	0.0322	1.42	1.45	<0.100	1.27		2.72
05/18/21	0.0325	<0.100	<0.100	21.6	39	4.09	39	05/18/21	0.0406	1.30	1.34	<0.100	1.30	2.81	2.64
05/19/21	0.0349	<0.100	<0.100	21.7	37		37	05/19/21	0.0297	1.17	1.20	<0.100	1.30		2.50
05/24/21	0.0231	<0.100	<0.100	23	38.5		38.5	05/24/21	0.0335	0.888	0.922	<0.100	1.14		2.06
05/25/21	0.108	<0.100	<0.100	21.3	32.4	3.85	32.4	05/25/21	0.0403	2	2.04	<0.100	1.70	2.22	3.74
05/26/21	0.0217	<0.100	<0.100	24.5	39.5		39.5	05/26/21	0.0419	1.54	1.58	<0.100	1.45		3.03
05/31/21	0.111	0.516	0.627	11.8	18.6		19.2	05/31/21	0.0727	1.86	1.93	0.165	1.39		3.32
06/01/21	0.193	<0.100	0.180	21.9	31.2	3.15	31.4	06/01/21	0.0407	1.29	1.33	<0.100	1.20	2.36	2.53
06/02/21	0.0951	<0.100	<0.100	18.3	30		30	06/02/21	0.0404	0.821	0.861	<0.100	1.04		1.90
06/07/21	0.0263	<0.100	<0.100	21.4	33.5		33.5	06/07/21	0.0381	1.46	1.50	<0.100	1.19		2.69
06/08/21	0.0315	<0.100	<0.100	20.7	33	3.71	33	06/08/21	0.0355	1.21	1.25	<0.100	1.17	2.69	2.42
06/09/21	0.0244	<0.100	<0.100	22	34.7		34.7	06/09/21	0.0339	1.05	1.08	<0.100	1.18		2.26
06/14/21	0.157	<0.100	0.113	18	30.5		30.6	06/14/21	0.0188	0.482	0.501	<0.100	1.60		2.10
06/15/21	0.561	0.237	0.798	14.1	22.8	2.62	23.6	06/15/21	0.0264	0.930	0.956	<0.100	1.41	2.37	2.37
06/16/21	0.468	<0.100	0.306	17.8	29.5		29.8	06/16/21	0.0290	1.14	1.17	<0.100	1.25		2.42
06/21/21	0.0271	<0.100	<0.100	21.9	36.2		36.2	06/21/21	0.0432	2.29	2.33	0.117	1.45		3.78
06/22/21	0.0223	<0.100	<0.100	22.4	36.7	4.30	36.7	06/22/21	0.0304	1.14	1.17	0.288	2.18	3.92	3.35
06/23/21	0.0698	<0.100	<0.100	15.6	25.7		25.7	06/23/21	0.0340	1.08	1.11	0.117	1.38		2.49
06/28/21	0.0315	<0.100	<0.100	24.3	36.5		36.5	06/28/21	0.0432	2.21	2.25	0.138	1.66		3.91
06/29/21	0.0221	<0.100	<0.100	23.4	36	4.26	36	06/29/21	0.0428	1.46	1.50	0.145	1.75	4.23	3.25
06/30/21	0.0269	<0.100	<0.100	22.9	33.7		33.7	06/30/21	0.0333	1.02	1.05	0.150	1.72		2.77
07/05/21	0.122	<0.100	<0.100	19.8	28		28	07/05/21	0.0436	4.59	4.63	<0.100	1.39		6.02

Bucklin Point Influent and Effluent Nutrients 2021

Bucklin Point Influent Nutrients								Bucklin Point Effluent Nutrients							
	Nitrite NO ₂	Nitrate NO ₃	NitrateNitrite NO ₃ NO ₂	Ammonia NH ₃	TKN	Total Phosphorus ppm as P	Total Nitrogen ppm as N		Nitrite NO ₂	Nitrate NO ₃	NitrateNitrite NO ₃ NO ₂	Ammonia NH ₃	TKN	Total Phosphorus ppm as P	Total Nitrogen ppm as N
Date	ppm as N	ppm as N	ppm as N	ppm as N	ppm as N	ppm as P	ppm as N	Date	ppm as N	ppm as N	ppm as N	ppm as N	ppm as N	ppm as P	ppm as N
07/06/21	0.0380	<0.100	<0.100	20.6	30	3.18	30	07/06/21	0.0497	4.46	4.51	<0.100	1.43	3.27	5.94
07/07/21	0.150	<0.100	<0.100	17.2	28		28	07/07/21	0.0466	1.88	1.93	0.113	1.28		3.21
07/12/21	0.480	0.362	0.842	9.51	14.6		15.4	07/12/21	0.0310	0.778	0.809	<0.100	1.16		1.97
07/13/21	0.537	0.513	1.05	11.6	14.8	2.26	15.8	07/13/21	0.0454	1.32	1.37	0.138	1.15	1.13	2.52
07/14/21	0.560	0.239	0.799	12.2	19.2		20	07/14/21	0.0400	1.89	1.93	<0.100	1.04		2.97
07/19/21	0.489	0.551	1.04	11.7	19.2		20.2	07/19/21	0.0520	3.14	3.19	0.131	1.35		4.54
07/20/21	0.313	0.406	0.719	11.8	19.4	7.84	20.1	07/20/21	0.0525	2.37	2.42	0.222	1.36	5.65	3.78
07/21/21	0.0997	0.161	0.261	14	22.2		22.5	07/21/21	0.0531	2.30	2.35	0.205	1.24		3.59
07/26/21	0.0285	<0.100	<0.100	18.2	28.5		28.5	07/26/21	0.0300	1.02	1.05	0.133	1.29		2.34
07/27/21	0.0262	<0.100	<0.100	18.6	28.5	3.05	28.5	07/27/21	0.0414	1.34	1.38	0.141	1.27	2.16	2.65
07/28/21	0.0501	<0.100	<0.100	17.1	29.2		29.2	07/28/21	0.0493	1.45	1.50	0.137	1.22		2.72
08/02/21	0.0226	<0.100	<0.100	19.3	31.2		31.2	08/02/21	0.0517	1.26	1.31	<0.100	1.01		2.32
08/03/21	0.0824	0.170	0.252	19.1	31	3.33	31.3	08/03/21	0.0591	1.24	1.30	<0.100	1.09	2.27	2.39
08/04/21	0.0365	<0.100	<0.100	19.5	32.7		32.7	08/04/21	0.0433	0.762	0.805	<0.100	1.21		2.01
08/09/21	0.369	<0.100	0.361	16.1	27.5		27.9	08/09/21	0.0696	1.39	1.46	<0.100	1.17		2.63
08/10/21	0.127	<0.100	0.178	14.2	25.5	3.18	25.7	08/10/21	0.0815	1.44	1.52	<0.100	1.54	2.54	3.06
08/11/21	0.214	<0.100	0.166	14.8	27.5		27.7	08/11/21	0.0787	1.36	1.44	<0.100	1.08		2.52
08/16/21	0.0502	<0.100	<0.100	17.3	31		31	08/16/21	0.0363	0.486	0.522	0.159	1.19		1.71
08/17/21	0.0154	0.109	0.124	19.5	35	3.62	35.1	08/17/21	0.0244	0.419	0.443	0.102	1.44	1.70	1.88
08/18/21	0.0241	<0.100	<0.100	21.6	37.2		37.2	08/18/21	0.0396	0.769	0.809	<0.100	1.14		1.95
08/23/21	0.0212	<0.100	<0.100	19.4	26.7		26.7	08/23/21	0.0547	0.900	0.955	0.174	1.36		2.31
08/24/21	0.122	0.374	0.496	14.9	22.4	2.63	22.9	08/24/21	0.0617	0.958	1.02	0.131	0.945	1.63	1.96
08/25/21	0.0209	<0.100	<0.100	17.5	29.7		29.7	08/25/21	0.0574	1.07	1.13	<0.100	0.961		2.09
08/30/21	0.191	<0.100	0.164	19	31		31.2	08/30/21	0.0553	0.823	0.878	<0.100	1.03		1.91
08/31/21	0.301	<0.100	0.362	21.3	31.7	3.85	32.1	08/31/21	0.0467	0.883	0.930	0.229	1.21	2.02	2.14
09/01/21	0.385	<0.100	0.377	20.4	33.5		33.9	09/01/21	0.0473	0.948	0.995	0.808	2.03		3.02
09/06/21	0.777	0.263	1.04	15.6	26		27	09/06/21	0.0589	0.805	0.864	1.02	1.79		2.65
09/07/21	0.682	<0.100	0.732	17.2	26.7	2.64	27.4	09/07/21	0.0502	1.07	1.12	0.576	1.48	1.69	2.60
09/08/21	0.432	<0.100	0.310	16.2	28.5		28.8	09/08/21	0.0603	1.15	1.21	0.640	1.58		2.79
09/13/21	0.443	<0.100	0.408	19.2	31.7		32.1	09/13/21	0.0495	1.09	1.14	0.125	1.07		2.21
09/14/21	0.271	<0.100	0.240	18.1	30.6	3.20	30.8	09/14/21	0.0310	0.433	0.464	<0.100	0.945	1.07	1.41
09/15/21	0.468	<0.100	0.398	17.4	31.2		31.6	09/15/21	0.0542	1.40	1.45	0.102	0.938		2.39
09/20/21	0.409	<0.100	0.480	19.2	30.5		31	09/20/21	0.0350	0.695	0.730	<0.100	1.13		1.86
09/21/21	0.0216	<0.100	<0.100	19.4	34.7	3.70	34.7	09/21/21	0.0452	0.824	0.869	<0.100	1.11	1.07	1.98
09/22/21	0.0261	<0.100	<0.100	21.5	35.5		35.5	09/22/21	0.0496	1	1.05	<0.100	1.12		2.17
09/27/21	0.0254	<0.100	<0.100	20.7	34.7		34.7	09/27/21	0.0341	0.724	0.758	<0.100	1.01		1.77
09/28/21	0.0227	<0.100	0.115	19.5	32.4	3.64	32.5	09/28/21	0.0344	0.519	0.553	0.126	1.16	0.550	1.71
09/29/21	0.0389	<0.100	<0.100	19	29.5		29.5	09/29/21	0.0339	0.840	0.874	<0.100	1.03		1.90
10/04/21	0.0859	<0.100	0.166	13.7	23.5		23.7	10/04/21	0.0398	1.03	1.07	<0.100	1.06		2.13
10/05/21	0.0833	0.511	0.594	10.2	17	1.95	17.6	10/05/21	0.0390	2.58	2.62	<0.100	0.958	1.76	3.58

Bucklin Point Influent and Effluent Nutrients 2021

Date	Bucklin Point Influent Nutrients					Bucklin Point Effluent Nutrients									
	Nitrite NO ₂ ppm as N	Nitrate NO ₃ ppm as N	NitrateNitrite NO ₃ NO ₂ ppm as N	Ammonia NH ₃ ppm as N	TKN ppm as N	Total Phosphorus ppm as P	Total Nitrogen ppm as N	Date	Nitrite NO ₂ ppm as N	Nitrate NO ₃ ppm as N	NitrateNitrite NO ₃ NO ₂ ppm as N	Ammonia NH ₃ ppm as N	TKN ppm as N	Total Phosphorus ppm as P	Total Nitrogen ppm as N
10/06/21	0.224	<0.100	0.262	16.2	28.2		28.5	10/06/21	0.0440	1.96	2	<0.100	1.16		3.16
10/11/21	0.0888	<0.100	<0.100	19.3	29.7		29.7	10/11/21	0.0553	1.29	1.35	<0.100	1.05		2.40
10/12/21	0.0319	<0.100	<0.100	19.1	31.4	3.57	31.4	10/12/21	0.0726	1.52	1.59	<0.100	1.12	2.34	2.71
10/13/21	0.0760	<0.100	<0.100	18.3	29.5		29.5	10/13/21	0.0746	1.61	1.68	<0.100	1.22		2.90
10/18/21	0.441	<0.100	0.409	18.9	29.5		29.9	10/18/21	0.0763	1.38	1.46	<0.100	1.13		2.59
10/19/21	0.0304	<0.100	0.123	20.6	31.7	3.73	31.8	10/19/21	0.0776	1.27	1.35	<0.100	1.31	2	2.66
10/20/21	0.0278	<0.100	<0.100	19.7	31.2		31.2	10/20/21	0.0643	0.780	0.844	<0.100	1.18		2.02
10/25/21	0.0346	<0.100	<0.100	18.9	32.2		32.2	10/25/21	0.106	2.09	2.20	<0.100	1.42		3.62
10/26/21	0.0852	0.296	0.381	15.9	26.4	3.11	26.8	10/26/21	0.100	1.36	1.46	0.276	1.72	2.15	3.18
10/27/21	0.0384	0.447	0.485	9.49	14.9		15.4	10/27/21	0.130	1.65	1.78	0.386	1.53		3.31
11/01/21	0.185	0.120	0.305	14.8	24.8		25.1	11/01/21	0.0661	2.06	2.13	<0.100	1.12		3.25
11/02/21	0.165	<0.100	0.146	14.3	24.9	3.12	25	11/02/21	0.121	2.78	2.90	0.355	1.79	2.56	4.69
11/03/21	0.0549	<0.100	<0.100	15.7	27.2		27.2	11/03/21	0.125	3.39	3.52	0.136	1.54		5.06
11/08/21	0.0224	<0.100	<0.100	18.4	29		29	11/08/21	0.122	2.33	2.45	0.414	1.89		4.34
11/09/21	0.0263	<0.100	<0.100	18.5	31.4	3.92	31.4	11/09/21	0.123	3.35	3.47	0.179	1.70	2.79	5.17
11/10/21	0.0208	<0.100	<0.100	19.5	31.5		31.5	11/10/21	0.130	2.91	3.04	0.656	2.31		5.35
11/15/21	0.142	0.364	0.506	15.9	24		24.5	11/15/21	0.122	1.27	1.39	0.239	1.43		2.82
11/16/21	0.156	0.314	0.470	17	28.5	3.46	29	11/16/21	0.0603	1.71	1.77	0.172	1.38	0.565	3.15
11/17/21	0.118	0.193	0.311	18.1	27.5		27.8	11/17/21	0.0666	1.90	1.97	0.361	1.60		3.57
11/22/21	0.111	<0.100	0.171	16.3	25.5		25.7	11/22/21	0.0743	2.11	2.18	0.248	1.47		3.65
11/23/21	0.105	0.105	0.210	19	31	3.28	31.2	11/23/21	0.0562	2.67	2.73	<0.100	1.28	1.05	4.01
11/24/21	0.0249	<0.100	<0.100	19.7	30.2		30.2	11/24/21	0.0497	2.01	2.06	0.187	1.44		3.50
11/29/21	0.0226	<0.100	<0.100	21.3	34.5		34.5	11/29/21	0.0412	1.33	1.37	<0.100	1.53		2.90
11/30/21	0.0280	<0.100	<0.100	20.8	33.8	3.65	33.8	11/30/21	0.0336	1.37	1.40	<0.100	1.53	1.05	2.93
12/01/21	0.0239	<0.100	<0.100	20.3	33		33	12/01/21	0.0343	1.71	1.74	<0.100	1.34		3.08
12/06/21	0.0773	<0.100	0.122	18.7	30.2		30.3	12/06/21	0.0415	0.837	0.879	0.969	2.43		3.31
12/07/21	0.0662	0.439	0.505	17.8	26.5	3.50	27	12/07/21	0.0434	0.723	0.766	0.592	1.89	1.31	2.66
12/08/21	0.123	0.112	0.235	20.4	31.7		31.9	12/08/21	0.0416	0.958	1	0.475	1.88		2.88
12/13/21	0.0602	<0.100	<0.100	21.7	32.2		32.2	12/13/21	0.0417	1.77	1.81	1.43	3.02		4.83
12/14/21	0.0346	<0.100	<0.100	22.5	35.2	4.22	35.2	12/14/21	0.0405	2.62	2.66	1.49	3.09	1.91	5.75
12/15/21	0.0302	<0.100	<0.100	23.6	34.7		34.7	12/15/21	0.0222	2.05	2.07	0.854	2.78		4.85
12/20/21	0.0701	<0.100	0.103	22.3	31.5		31.6	12/20/21	0.0435	6.50	6.54	0.549	1.94		8.48
12/21/21	0.0729	<0.100	0.100	21.7	31.2	4.02	31.3	12/21/21	0.0355	6.05	6.09	0.623	2.26	3.14	8.35
12/22/21	0.0265	<0.100	<0.100	21.8	36.7		36.7	12/22/21	0.0141	3.46	3.47	<0.100	1.97		5.44
12/27/21	0.117	<0.100	0.115	23.5	33.7		33.8	12/27/21	0.0399	10.4	10.4	0.233	1.61		12
12/28/21	0.0306	<0.100	<0.100	22.8	38	4.23	38	12/28/21	0.0152	8.53	8.55	<0.100	1.55	3.25	10.1
12/29/21	0.0712	<0.100	<0.100	21.8	40		40	12/29/21	0.0122	5.59	5.60	<0.100	2.01		7.61

SEPTAGE DATA

BUCKLIN POINT

Septage Monitoring Data - 2021 Results in ppb

Sample No.	Date	Cd	Cd (MDL)	Cr	Cr (MDL)	Cu	Cu (MDL)	Pb	Pb (MDL)	Ni	Ni (MDL)	Ag	Ag (MDL)	Zn	Zn (MDL)
CA65376-BP-SEPTAGE	1/4/2021	<0.015	0.015	<0.075	0.075	0.7215	0.02	<0.075	0.075	<0.050	0.05	<0.025	0.025	3.203	0.06
CA65374-BP-SEPTAGE	1/6/2021	<0.015	0.015	<0.075	0.075	0.9015	0.02	<0.075	0.075	0.05111	0.05	<0.025	0.025	3.866	0.06
CA65375-BP-SEPTAGE	1/7/2021	<0.015	0.015	<0.075	0.075	1.033	0.02	<0.075	0.075	<0.050	0.05	<0.025	0.025	3.869	0.06
CA65874-BP-SEPTAGE	1/12/2021	<0.015	0.015	<0.075	0.075	2.227	0.02	0.08703	0.075	0.06528	0.05	0.5408	0.25	10.50	0.06
CA65873-BP-SEPTAGE	1/13/2021	<0.015	0.015	<0.075	0.075	2.953	0.02	0.09431	0.075	0.09635	0.05	1.568	0.25	13.58	0.06
CA65872-BP-SEPTAGE	1/14/2021	<0.015	0.015	<0.075	0.075	2.595	0.02	0.1059	0.075	0.08101	0.05	0.7843	0.25	13.38	0.06
CA69826-BP-SEPTAGE	1/21/2021	<0.015	0.015	<0.075	0.075	0.7729	0.02	<0.075	0.075	<0.050	0.05	<0.025	0.025	1.386	0.06
CA69827-BP-SEPTAGE	1/22/2021	<0.015	0.015	<0.075	0.075	0.7582	0.02	<0.075	0.075	<0.050	0.05	<0.025	0.025	1.463	0.06
CA69828-BP-SEPTAGE	1/25/2021	<0.015	0.015	<0.075	0.075	1.628	0.02	<0.075	0.075	<0.050	0.05	<0.025	0.025	3.489	0.06
CA70261-BP-SEPTAGE	1/26/2021	<0.015	0.015	<0.075	0.075	0.2907	0.02	<0.075	0.075	<0.050	0.05	<0.025	0.025	1.714	0.06
CA70262-BP-SEPTAGE	1/28/2021	<0.015	0.015	<0.075	0.075	0.6839	0.02	<0.075	0.075	<0.050	0.05	<0.025	0.025	1.598	0.06
CA70263-BP-SEPTAGE	1/29/2021	<0.015	0.015	<0.075	0.075	0.4209	0.02	<0.075	0.075	<0.050	0.05	<0.025	0.025	1.233	0.06
CA70839-BP-SEPTAGE	2/1/2021	0.02104	0.015	0.2440	0.075	20.28	0.02	0.5933	0.075	0.2132	0.05	0.06240	0.025	26.33	0.3
CA70840-BP-SEPTAGE	2/3/2021	<0.015	0.015	<0.075	0.075	1.501	0.02	0.1048	0.075	<0.050	0.05	<0.025	0.025	2.871	0.06
CA70841-BP-SEPTAGE	2/5/2021	<0.015	0.015	0.2872	0.075	9.509	0.02	4.892	0.075	0.5067	0.05	0.05790	0.025	14.02	0.06
CA71324-BP-SEPTAGE	2/8/2021	<0.015	0.015	<0.075	0.075	1.853	0.02	<0.075	0.075	<0.050	0.05	<0.025	0.025	1.980	0.06
CA71325-BP-SEPTAGE	2/9/2021	<0.015	0.015	<0.075	0.075	1.780	0.02	<0.075	0.075	<0.050	0.05	<0.025	0.025	2.099	0.06
CA71326-BP-SEPTAGE	2/10/2021	<0.015	0.015	<0.075	0.075	5.209	0.02	<0.075	0.075	0.1103	0.05	<0.025	0.025	6.612	0.06
CA71841-BP-SEPTAGE	2/16/2021	<0.015	0.015	<0.075	0.075	7.450	0.02	0.2882	0.075	0.1137	0.05	<0.025	0.025	12.97	0.06
CA71842-BP-SEPTAGE	2/18/2021	<0.015	0.015	<0.075	0.075	1.828	0.02	0.1378	0.075	0.09301	0.05	<0.025	0.025	10.33	0.06
CA71843-BP-SEPTAGE	2/19/2021	<0.015	0.015	<0.075	0.075	1.333	0.02	0.07504	0.075	<0.050	0.05	<0.025	0.025	3.281	0.06
CA72240-BP-SEPTAGE	2/22/2021	<0.015	0.015	<0.075	0.075	1.654	0.02	0.1906	0.075	0.06869	0.05	<0.025	0.025	4.706	0.06
CA72241-BP-SEPTAGE	2/23/2021	<0.015	0.015	<0.075	0.075	1.071	0.02	<0.075	0.075	0.06640	0.05	<0.025	0.025	4.697	0.06
CA72242-BP-SEPTAGE	2/26/2021	<0.015	0.015	<0.075	0.075	1.121	0.02	<0.075	0.075	0.05852	0.05	<0.025	0.025	4.936	0.06
CA72838-BP-SEPTAGE	3/1/2021	<0.015	0.015	0.1409	0.075	2.061	0.02	0.3894	0.075	0.1321	0.05	<0.025	0.025	8.064	0.06
CA72839-BP-SEPTAGE	3/3/2021	<0.015	0.015	<0.075	0.075	1.349	0.02	0.1777	0.075	0.07327	0.05	<0.025	0.025	5.080	0.06
CA72840-BP-SEPTAGE	3/5/2021	<0.015	0.015	<0.075	0.075	1.174	0.02	0.1650	0.075	0.06862	0.05	<0.025	0.025	4.641	0.06
CA73193-BP-SEPTAGE	3/9/2021	<0.015	0.015	<0.075	0.075	0.6482	0.02	<0.075	0.075	<0.050	0.05	<0.025	0.025	1.955	0.06
CA73194-BP-SEPTAGE	3/11/2021	<0.015	0.015	0.1060	0.075	1.909	0.02	0.3226	0.075	0.1127	0.05	<0.025	0.025	7.053	0.06
CA73195-BP-SEPTAGE	3/13/2021	<0.015	0.015	0.1206	0.075	2.148	0.02	0.3615	0.075	0.1354	0.05	<0.025	0.025	7.248	0.06
CA73777-BP-SEPTAGE	3/15/2021	<0.015	0.015	<0.075	0.075	0.7180	0.02	<0.075	0.075	<0.050	0.05	<0.025	0.025	0.9010	0.06
CA73776-BP-SEPTAGE	3/17/2021	<0.015	0.015	0.08753	0.075	3.649	0.02	0.2040	0.075	0.1142	0.05	<0.025	0.025	12.49	0.06
CA73775-BP-SEPTAGE	3/20/2021	0.02940	0.015	0.1925	0.075	7.636	0.02	0.3819	0.075	0.1817	0.05	0.07643	0.025	38.45	0.3
CA74482-BP-SEPTAGE	3/22/2021	<0.015	0.015	0.08903	0.075	5.587	0.02	1.148	0.075	0.1789	0.05	0.02638	0.025	9.628	0.06
CA74483-BP-SEPTAGE	3/23/2021	<0.015	0.015	0.08548	0.075	37.28	0.02	0.3676	0.075	0.1332	0.05	<0.025	0.025	15.63	0.06
CA74484-BP-SEPTAGE	3/25/2021	<0.015	0.015	<0.075	0.075	3.752	0.02	0.2500	0.075	0.1462	0.05	<0.025	0.025	11.17	0.06
CA74748-BP-SEPTAGE	3/31/2021	<0.015	0.015	<0.075	0.075	0.4477	0.02	<0.075	0.075	<0.050	0.05	<0.025	0.025	0.8432	0.06
CA74749-BP-SEPTAGE	4/1/2021	<0.015	0.015	<0.075	0.075	0.3512	0.02	<0.075	0.075	<0.050	0.05	<0.025	0.025	0.7060	0.06
CA74750-BP-SEPTAGE	4/2/2021	<0.015	0.015	<0.075	0.075	6.240	0.02	0.1637	0.075	0.07256	0.05	<0.025	0.025	7.340	0.06
CA75249-BP-SEPTAGE	4/5/2021	<0.015	0.015	0.1447	0.075	10.74	0.02	0.2562	0.075	0.1607	0.05	<0.025	0.025	10.95	0.06
CA75250-BP-SEPTAGE	4/8/2021	<0.015	0.015	<0.075	0.075	1.252	0.02	<0.075	0.075	0.05062	0.05	<0.025	0.025	4.338	0.06
CA75251-BP-SEPTAGE	4/9/2021	<0.015	0.015	<0.075	0.075	0.8948	0.02	<0.075	0.075	<0.050	0.05	<0.025	0.025	2.315	0.06

Septage Monitoring Data - 2021 Results in ppb

Sample No.	Date	Cd	Cd (MDL)	Cr	Cr (MDL)	Cu	Cu (MDL)	Pb	Pb (MDL)	Ni	Ni (MDL)	Ag	Ag (MDL)	Zn	Zn (MDL)
CA76270-BP-SEPTAGE	4/12/2021	0.01794	0.015	0.1230	0.075	13.37	0.02	0.6253	0.075	0.1600	0.05	<0.025	0.025	30.43	0.3
CA76271-BP-SEPTAGE	4/13/2021	<0.015	0.015	0.1445	0.075	1.434	0.02	0.3141	0.075	0.1539	0.05	<0.025	0.025	16.38	0.06
CA76272-BP-SEPTAGE	4/14/2021	0.02884	0.015	0.1818	0.075	19.03	0.02	0.4849	0.075	0.2604	0.05	0.04330	0.025	29.72	0.3
CA75832-BP-SEPTAGE	4/19/2021	0.01977	0.015	0.08830	0.075	20.06	0.02	0.3659	0.075	0.1482	0.05	0.02644	0.025	20.71	0.3
CA75833-BP-SEPTAGE	4/20/2021	<0.015	0.015	<0.075	0.075	3.453	0.02	0.1401	0.075	0.09168	0.05	<0.025	0.025	8.544	0.06
CA75834-BP-SEPTAGE	4/21/2021	<0.015	0.015	<0.075	0.075	3.901	0.02	0.4624	0.075	0.07279	0.05	<0.025	0.025	6.554	0.06
CA77101-BP-SEPTAGE	4/27/2021	<0.015	0.015	<0.075	0.075	1.036	0.02	<0.075	0.075	0.06056	0.05	<0.025	0.025	9.009	0.06
CA77102-BP-SEPTAGE	4/29/2021	<0.015	0.015	<0.075	0.075	5.294	0.02	<0.075	0.075	0.07563	0.05	<0.025	0.025	4.775	0.06
CA77103-BP-SEPTAGE	5/1/2021	<0.015	0.015	<0.075	0.075	2.128	0.02	<0.075	0.075	0.05190	0.05	<0.025	0.025	3.842	0.06
CA77518-BP-SEPTAGE	5/3/2021	<0.015	0.015	0.1064	0.075	9.980	0.02	0.7279	0.075	0.1948	0.05	<0.025	0.025	13.52	0.06
CA77519-BP-SEPTAGE	5/4/2021	0.02242	0.015	0.1440	0.075	13.02	0.02	0.9045	0.075	0.2499	0.05	0.03149	0.025	18.06	0.06
CA77520-BP-SEPTAGE	5/5/2021	0.02786	0.015	0.1966	0.075	19.90	0.02	1.498	0.075	0.3219	0.05	0.03705	0.025	27.36	0.3
CA77835-BP-SEPTAGE	5/10/2021	<0.015	0.015	<0.075	0.075	4.649	0.02	0.09500	0.075	0.08182	0.05	<0.025	0.025	6.563	0.06
CA77836-BP-SEPTAGE	5/12/2021	<0.015	0.015	0.08764	0.075	8.911	0.02	0.4316	0.075	0.1347	0.05	<0.025	0.025	12.71	0.06
CA77837-BP-SEPTAGE	5/14/2021	<0.015	0.015	<0.075	0.075	1.986	0.02	<0.075	0.075	0.05504	0.05	<0.025	0.025	4.912	0.06
CA78600-BP-SEPTAGE	5/17/2021	<0.015	0.015	<0.075	0.075	9.174	0.02	<0.075	0.075	0.1361	0.05	<0.025	0.025	16.84	0.06
CA78601-BP-SEPTAGE	5/19/2021	<0.015	0.015	<0.075	0.075	0.6672	0.02	<0.075	0.075	<0.050	0.05	<0.025	0.025	1.672	0.06
CA78602-BP-SEPTAGE	5/21/2021	<0.015	0.015	<0.075	0.075	0.1176	0.02	<0.075	0.075	<0.050	0.05	<0.025	0.025	0.9969	0.06
CA78807-BP-SEPTAGE	5/24/2021	<0.015	0.015	<0.075	0.075	2.327	0.02	0.2710	0.075	0.1745	0.05	<0.025	0.025	10.50	0.06
CA78808-BP-SEPTAGE	5/27/2021	<0.015	0.015	<0.075	0.075	3.389	0.02	0.1079	0.075	0.09224	0.05	<0.025	0.025	6.736	0.06
CA78809-BP-SEPTAGE	5/29/2021	<0.015	0.015	<0.075	0.075	0.1086	0.02	0.08067	0.075	0.08898	0.05	<0.025	0.025	12.65	0.06
CA79625-BP-SEPTAGE	6/1/2021	0.01796	0.015	0.09115	0.075	8.286	0.02	0.4016	0.075	0.1786	0.05	<0.025	0.025	13.70	0.06
CA79624-BP-SEPTAGE	6/3/2021	<0.015	0.015	<0.075	0.075	2.782	0.02	0.1773	0.075	0.06575	0.05	<0.025	0.025	5.832	0.06
CA79623-BP-SEPTAGE	6/5/2021	<0.015	0.015	<0.075	0.075	2.571	0.02	<0.075	0.075	0.08735	0.05	<0.025	0.025	4.184	0.06
CA79874-BP-SEPTAGE	6/7/2021	<0.015	0.015	<0.075	0.075	2.482	0.02	0.2566	0.075	<0.050	0.05	<0.025	0.025	3.861	0.06
CA79875-BP-SEPTAGE	6/9/2021	<0.015	0.015	<0.075	0.075	1.696	0.02	0.1873	0.075	<0.050	0.05	<0.025	0.025	2.666	0.06
CA79876-BP-SEPTAGE	6/10/2021	<0.015	0.015	<0.075	0.075	1.423	0.02	0.1596	0.075	<0.050	0.05	<0.025	0.025	2.346	0.06
CA80313-BP-SEPTAGE	6/14/2021	<0.015	0.015	<0.075	0.075	2.703	0.02	<0.075	0.075	<0.050	0.05	<0.025	0.025	3.387	0.06
CA80314-BP-SEPTAGE	6/16/2021	<0.015	0.015	<0.075	0.075	3.061	0.02	<0.075	0.075	<0.050	0.05	<0.025	0.025	3.722	0.06
CA80315-BP-SEPTAGE	6/18/2021	<0.015	0.015	<0.075	0.075	4.519	0.02	<0.075	0.075	<0.050	0.05	<0.025	0.025	4.997	0.06
CA80746-BP-SEPTAGE	6/22/2021	<0.015	0.015	<0.075	0.075	2.820	0.02	0.09831	0.075	0.08955	0.05	<0.025	0.025	7.171	0.06
CA80747-BP-SEPTAGE	6/24/2021	0.01537	0.015	<0.075	0.075	8.367	0.02	0.7995	0.075	0.08195	0.05	<0.025	0.025	9.320	0.06
CA80748-BP-SEPTAGE	6/26/2021	<0.015	0.015	<0.075	0.075	4.087	0.02	<0.075	0.075	0.08470	0.05	<0.025	0.025	4.750	0.06
CA81367-BP-SEPTAGE	6/28/2021	0.02061	0.015	<0.075	0.075	13.31	0.02	0.2012	0.075	0.3741	0.05	<0.025	0.025	14.24	0.06
CA81368-BP-SEPTAGE	6/30/2021	0.05454	0.015	0.2305	0.075	30.30	0.02	0.5952	0.075	0.5178	0.05	0.07859	0.025	43.14	0.3
CA81369-BP-SEPTAGE	7/2/2021	<0.015	0.015	<0.075	0.075	6.066	0.02	0.2153	0.075	0.1668	0.05	<0.025	0.025	10.51	0.06
CA81903-BP-SEPTAGE	7/6/2021	0.01585	0.015	<0.075	0.075	9.601	0.02	1.280	0.075	0.1683	0.05	<0.025	0.025	12.37	0.06
CA81904-BP-SEPTAGE	7/7/2021	0.01930	0.015	0.1468	0.075	5.072	0.02	0.7297	0.075	0.2435	0.05	<0.025	0.025	17.02	0.06
CA81905-BP-SEPTAGE	7/8/2021	0.01628	0.015	0.1303	0.075	7.820	0.02	0.3237	0.075	0.1618	0.05	0.02502	0.025	17.16	0.06
CA82482-BP-SEPTAGE	7/12/2021	<0.015	0.015	<0.075	0.075	2.460	0.02	0.1554	0.075	0.06103	0.05	0.03476	0.025	5.127	0.06
CA82481-BP-SEPTAGE	7/14/2021	<0.015	0.015	<0.075	0.075	2.654	0.02	0.1124	0.075	0.09004	0.05	<0.025	0.025	8.023	0.06
CA82480-BP-SEPTAGE	7/16/2021	0.02107	0.015	0.08780	0.075	12.54	0.02	0.6297	0.075	0.1528	0.05	<0.025	0.025	12.66	0.06
CA83154-BP-SEPTAGE	7/19/2021	0.07499	0.015	0.1024	0.075	40.70	0.02	1.698	0.075	0.2630	0.05	<0.025	0.025	33.08	0.3

Septage Monitoring Data - 2021 Results in ppb

Sample No.	Date	Cd	Cd (MDL)	Cr	Cr (MDL)	Cu	Cu (MDL)	Pb	Pb (MDL)	Ni	Ni (MDL)	Ag	Ag (MDL)	Zn	Zn (MDL)
CA83155-BP-SEPTAGE	7/20/2021	0.03117	0.015	<0.075	0.075	17.37	0.02	0.6930	0.075	0.1346	0.05	<0.025	0.025	12.51	0.06
CA83156-BP-SEPTAGE	7/23/2021	0.04756	0.015	<0.075	0.075	26.26	0.02	1.121	0.075	0.1794	0.05	<0.025	0.025	18.36	0.06
CA83482-BP-SEPTAGE	7/26/2021	<0.015	0.015	<0.075	0.075	2.807	0.02	0.1222	0.075	<0.050	0.05	<0.025	0.025	3.195	0.06
CA83483-BP-SEPTAGE	7/28/2021	<0.015	0.015	<0.075	0.075	2.942	0.02	0.1302	<0.075	<0.050	0.05	<0.025	0.025	3.288	0.06
CA83484-BP-SEPTAGE	7/30/2021	<0.015	0.015	<0.075	0.075	2.609	0.02	0.1314	0.075	<0.050	0.05	<0.025	0.025	3.256	0.06
CA84050-BP-SEPTAGE	8/4/2021	<0.015	0.015	<0.075	0.075	2.556	0.02	0.3115	0.075	0.1436	0.05	<0.025	0.025	9.676	0.06
CA84049-BP-SEPTAGE	8/5/2021	<0.015	0.015	0.09243	0.075	3.298	0.02	0.3878	0.075	0.1746	0.05	0.03066	0.025	11.16	0.06
CA84048-BP-SEPTAGE	8/6/2021	<0.015	0.015	0.1217	0.075	3.963	0.02	0.5072	0.075	0.2555	0.05	0.03266	0.025	16.04	0.06
CA84616-BP-SEPTAGE	8/10/2021	<0.015	0.015	<0.075	0.075	1.149	0.02	0.1534	0.075	0.1141	0.05	<0.025	0.025	7.334	0.06
CA84617-BP-SEPTAGE	8/12/2021	<0.015	0.015	<0.075	0.075	1.711	0.02	<0.075	0.075	0.06964	0.05	<0.025	0.025	5.266	0.06
CA84618-BP-SEPTAGE	8/13/2021	<0.015	0.015	<0.075	0.075	1.812	0.02	<0.075	0.075	0.09566	0.05	<0.025	0.025	8.438	0.06
CA85156-BP-SEPTAGE	8/16/2021	<0.015	0.015	<0.075	0.075	0.8385	0.02	<0.075	0.075	0.06582	0.05	<0.025	0.025	2	0.06
CA85157-BP-SEPTAGE	8/18/2021	<0.015	0.015	<0.075	0.075	3.385	0.02	1.536	0.075	0.07124	0.05	<0.025	0.025	6.343	0.06
CA85158-BP-SEPTAGE	8/20/2021	<0.015	0.015	<0.075	0.075	0.2112	0.02	<0.075	0.075	<0.050	0.05	<0.025	0.025	0.6282	0.06
CA85610-BP-SEPTAGE	8/23/2021	0.02470	0.015	0.1112	0.075	16.71	0.02	1.990	0.075	0.1302	0.05	<0.025	0.025	38	0.3
CA85611-BP-SEPTAGE	8/24/2021	<0.015	0.015	0.1623	0.075	5.364	0.02	0.1427	0.075	0.2285	0.05	<0.025	0.025	11.54	0.06
CA85612-BP-SEPTAGE	8/25/2021	<0.015	0.015	<0.075	0.075	2.063	0.02	<0.075	0.075	<0.050	0.05	<0.025	0.025	2.976	0.06
CA86281-BP-SEPTAGE	8/30/2021	<0.015	0.015	<0.075	0.075	0.8389	0.02	<0.075	0.075	<0.050	0.05	<0.025	0.025	3.750	0.06
CA86282-BP-SEPTAGE	8/31/2021	<0.015	0.015	<0.075	0.075	1.921	0.02	0.1740	0.075	0.05837	0.05	<0.025	0.025	7.732	0.06
CA86283-BP-SEPTAGE	9/1/2021	<0.015	0.015	0.1345	0.075	4.143	0.02	0.3956	0.075	0.1226	0.05	0.03244	0.025	14.89	0.06
CA86673-BP-SEPTAGE	9/8/2021	<0.015	0.015	<0.075	0.075	0.6683	0.02	<0.075	0.075	<0.050	0.05	<0.025	0.025	1.519	0.06
CA86674-BP-SEPTAGE	9/9/2021	<0.015	0.015	<0.075	0.075	1.256	0.02	0.1181	0.075	<0.050	0.05	<0.025	0.025	2.414	0.06
CA86675-BP-SEPTAGE	9/10/2021	<0.015	0.015	<0.075	0.075	0.9200	0.02	<0.075	0.075	<0.050	0.05	<0.025	0.025	1.398	0.06
CA87237-BP-SEPTAGE	9/13/2021	<0.015	0.015	<0.075	0.075	1.092	0.02	<0.075	0.075	<0.050	0.05	<0.025	0.025	1.428	0.06
CA87238-BP-SEPTAGE	9/16/2021	<0.015	0.015	<0.075	0.075	0.5074	0.02	<0.075	0.075	<0.050	0.05	<0.025	0.025	1.405	0.06
CA87239-BP-SEPTAGE	9/17/2021	<0.015	0.015	<0.075	0.075	0.2364	0.02	<0.075	0.075	<0.050	0.05	<0.025	0.025	1.302	0.06
CA87716-BP-SEPTAGE	9/20/2021	<0.015	0.015	<0.075	0.075	1.062	0.02	<0.075	0.075	0.08021	0.05	<0.025	0.025	5.340	0.06
CA87717-BP-SEPTAGE	9/23/2021	0.02500	0.015	0.1768	0.075	12.13	0.02	0.7629	0.075	0.2599	0.05	0.02679	0.025	17.36	0.06
CA87718-BP-SEPTAGE	9/25/2021	<0.015	0.015	<0.075	0.075	0.6540	0.02	<0.075	0.075	<0.050	0.05	<0.025	0.025	3.214	0.06
CA88417-BP-SEPTAGE	9/27/2021	<0.015	0.015	<0.075	0.075	2.106	0.02	0.1821	0.075	0.06728	0.05	<0.025	0.025	8.158	0.06
CA88418-BP-SEPTAGE	9/29/2021	<0.015	0.015	<0.075	0.075	2.512	0.02	0.09322	0.075	0.05610	0.05	<0.025	0.025	5.597	0.06
CA88419-BP-SEPTAGE	10/1/2021	<0.015	0.015	<0.075	0.075	10.35	0.02	0.3077	0.075	0.1334	0.05	<0.025	0.025	15.12	0.06
CA88868-BP-SEPTAGE	10/4/2021	<0.015	0.015	<0.075	0.075	4.562	0.02	<0.075	0.075	0.1545	0.05	<0.025	0.025	10.75	0.06
CA88869-BP-SEPTAGE	10/6/2021	<0.015	0.015	<0.075	0.075	1.048	0.02	<0.075	0.075	0.1128	0.05	<0.025	0.025	3.905	0.06
CA88870-BP-SEPTAGE	10/8/2021	<0.015	0.015	<0.075	0.075	5.803	0.02	0.1760	0.075	0.09107	0.05	<0.025	0.025	9.729	0.06
CA89388-BP-SEPTAGE	10/12/2021	<0.015	0.015	0.1211	0.075	7.088	0.02	0.1180	0.075	0.09449	0.05	<0.025	0.025	10.72	0.06
CA89389-BP-SEPTAGE	10/13/2021	<0.015	0.015	<0.075	0.075	1.496	0.02	<0.075	0.075	<0.050	0.05	<0.025	0.025	3.501	0.06
CA89390-BP-SEPTAGE	10/14/2021	<0.015	0.015	<0.075	0.075	2.083	0.02	<0.075	0.075	0.05179	0.05	<0.025	0.025	5.911	0.06
CA89855-BP-SEPTAGE	10/19/2021	<0.015	0.015	<0.075	0.075	0.8226	0.02	0.1158	0.075	<0.050	0.05	<0.025	0.025	6.850	0.06
CA89856-BP-SEPTAGE	10/21/2021	<0.015	0.015	<0.075	0.075	0.8495	0.02	<0.075	0.075	<0.050	0.05	<0.025	0.025	4.581	0.06
CA89857-BP-SEPTAGE	10/23/2021	<0.015	0.015	<0.075	0.075	0.4723	0.02	<0.075	0.075	<0.050	0.05	<0.025	0.025	2.953	0.06
CA90447-BP-SEPTAGE	10/25/2021	<0.015	0.015	<0.075	0.075	0.8750	0.02	<0.075	0.075	<0.050	0.05	<0.025	0.025	1.102	0.06
CA90448-BP-SEPTAGE	10/27/2021	<0.015	0.015	<0.075	0.075	0.2505	0.02	<0.075	0.075	<0.050	0.05	<0.025	0.025	2.178	0.06

Septage Monitoring Data - 2021
Results in ppb

Sample No.	Date	Cd	Cd (MDL)	Cr	Cr (MDL)	Cu	Cu (MDL)	Pb	Pb (MDL)	Ni	Ni (MDL)	Ag	Ag (MDL)	Zn	Zn (MDL)
CA90449-BP-SEPTAGE	10/29/2021	<0.015	0.015	<0.075	0.075	5.327	0.02	0.2212	0.075	0.06001	0.05	<0.025	0.025	7.045	0.06
CA90797-BP-SEPTAGE	11/1/2021	<0.015	0.015	<0.075	0.075	0.6700	0.02	<0.075	0.075	<0.050	0.05	<0.025	0.025	0.9764	0.06
CA90798-BP-SEPTAGE	11/2/2021	<0.015	0.015	<0.075	0.075	0.5788	0.02	<0.075	0.075	<0.050	0.05	<0.025	0.025	0.7591	0.06
CA90799-BP-SEPTAGE	11/3/2021	<0.015	0.015	<0.075	0.075	0.7113	0.02	<0.075	0.075	<0.050	0.05	<0.025	0.025	2.361	0.06
CA91307-BP-SEPTAGE	11/9/2021	0.01709	0.015	<0.075	0.075	5.243	0.02	0.2747	0.075	0.09642	0.05	<0.025	0.025	7.081	0.06
CA91309-BP-SEPTAGE	11/10/2021	<0.015	0.015	<0.075	0.075	2.047	0.02	<0.075	0.075	<0.050	0.05	0.04645	0.025	4.049	0.06
CA91308-BP-SEPTAGE	11/12/2021	<0.015	0.015	<0.075	0.075	3.239	0.02	0.1530	0.075	0.08304	0.05	<0.025	0.025	8.251	0.06
CA91810-BP-SEPTAGE	11/16/2021	<0.015	0.015	0.2629	0.075	8.865	0.02	0.2331	0.075	0.2274	0.05	0.08194	0.025	11.60	0.06
CA91811-BP-SEPTAGE	11/17/2021	<0.015	0.015	<0.075	0.075	2.518	0.02	<0.075	0.075	0.07162	0.05	<0.025	0.025	8.274	0.06
CA91812-BP-SEPTAGE	11/19/2021	0.01701	0.015	0.1483	0.075	6.286	0.02	0.7549	0.075	0.1451	0.05	0.1260	0.025	17.68	0.06
CA92339-BP-SEPTAGE	11/22/2021	<0.015	0.015	<0.075	0.075	0.5452	0.02	<0.075	0.075	<0.050	0.05	<0.025	0.025	2.201	0.06
CA92340-BP-SEPTAGE	11/23/2021	<0.015	0.015	<0.075	0.075	0.4101	0.02	<0.075	0.075	<0.050	0.05	<0.025	0.025	1.900	0.06
CA92341-BP-SEPTAGE	11/24/2021	<0.015	0.015	<0.075	0.075	0.2792	0.02	<0.075	0.075	<0.050	0.05	<0.025	0.025	1.333	0.06
CA92731-BP-SEPTAGE	11/29/2021	0.01956	0.015	<0.075	0.075	5.995	0.02	0.6634	0.075	0.1199	0.05	<0.025	0.025	15.02	0.06
CA92729-BP-SEPTAGE	11/30/2021	<0.015	0.015	<0.075	0.075	2.870	0.02	0.3400	0.075	0.08442	0.05	<0.025	0.025	9.555	0.06
CA92730-BP-SEPTAGE	12/2/2021	0.03171	0.015	0.1281	0.075	13	0.02	1.020	0.075	0.2181	0.05	0.02624	0.025	24.65	0.3
CA93302-BP-SEPTAGE	12/6/2021	<0.015	0.015	<0.075	0.075	0.2883	0.02	<0.075	0.075	<0.050	0.05	<0.025	0.025	2.843	0.06
CA93303-BP-SEPTAGE	12/8/2021	0.02685	0.015	0.08668	0.075	22.34	0.02	0.4528	0.075	0.1288	0.05	0.02614	0.025	26.89	0.3
CA93304-BP-SEPTAGE	12/10/2021	<0.015	0.015	<0.075	0.075	7.723	0.02	0.3395	0.075	0.1115	0.05	<0.025	0.025	8.426	0.06
CA93714-BP-SEPTAGE	12/13/2021	0.03487	0.015	0.1371	0.075	12.28	0.02	0.5048	0.075	0.2328	0.05	0.04824	0.025	30.15	0.3
CA93715-BP-SEPTAGE	12/14/2021	<0.015	0.015	0.08448	0.075	7.433	0.02	0.1019	0.075	0.3711	0.05	<0.025	0.025	11.65	0.06
CA93716-BP-SEPTAGE	12/15/2021	<0.015	0.015	<0.075	0.075	1.480	0.02	<0.075	0.075	0.05026	0.05	<0.025	0.025	6.164	0.06
CA93968-BP-SEPTAGE	12/16/2021	<0.015	0.015	<0.075	0.075	1.344	0.02	<0.075	0.075	0.06155	0.05	<0.025	0.025	7.687	0.06
CA93969-BP-SEPTAGE	12/17/2021	<0.015	0.015	0.08983	0.075	3.489	0.02	0.2016	0.075	0.1017	0.05	<0.025	0.025	14.18	0.06
CA94120-BP-SEPTAGE	12/20/2021	0.03222	0.015	0.1259	0.075	22.24	0.02	0.4894	0.075	0.2157	0.05	0.02960	0.025	23.90	0.3
CA94121-BP-SEPTAGE	12/21/2021	<0.015	0.015	<0.075	0.075	3.130	0.02	0.1401	0.075	<0.050	0.05	<0.025	0.025	5.100	0.06
CA94122-BP-SEPTAGE	12/22/2021	<0.015	0.015	<0.075	0.075	5.361	0.02	<0.075	0.075	<0.050	0.05	<0.025	0.025	4.270	0.06
CA94743-BP-SEPTAGE	12/28/2021	<0.015	0.015	<0.075	0.075	1.642	0.02	<0.075	0.075	<0.050	0.05	<0.025	0.025	2.332	0.06
CA94744-BP-SEPTAGE	12/29/2021	<0.015	0.015	<0.075	0.075	1.095	0.02	0.08305	0.075	<0.050	0.05	<0.025	0.025	2.128	0.06
CA94745-BP-SEPTAGE	12/30/2021	0.02025	0.015	<0.075	0.075	4.899	0.02	0.2341	0.075	0.1030	0.05	<0.025	0.025	14.50	0.06

Metals Loading to Bucklin Point from Septage (lbs/yr)

Year	Cadmium	Chromium	Copper	Lead	Nickel	Silver	Zinc	Total Metals	MGY
1996	4.5	77.6	946.0	167.0	33.9	19.6	1414	2663	14.7600
1997	3.9	33.2	806.0	113.0	27.4	10.3	1060	2054	14.2200
1998	4.5	29.2	830.0	93.0	31.0	5.7	1016	2009	17.5300
1999	3.4	26.5	623.0	61.0	20.0	4.1	849	1587	21.5000
2000	2.8	21.8	591.0	53.0	26.7	4.1	873	1572	23.3400
2001	1.5	20.7	436.0	42.3	22.4	4.2	633	1160	17.3900
2002	0.95	8.2	322.6	30.4	22.8	33.1	473	892	17.0360
2003	0.89	3.8	196.4	15.9	7.1	4.2	299	527	13.0331
2004	0.90	5.0	256.3	15.9	8.9	3.3	321	612	9.1004
2005	0.93	7.9	349.9	25.5	11.3	1.9	458	855	8.9612
2006	1.35	8.8	416.0	24.2	13.2	3.3	495	961	9.3629
2007	1.5	11.5	532.3	28.2	14.8	4.2	605	1197	8.5260
2008	2.8	10.5	440.3	19.8	9.5	5.3	508	996	9.3012
2009	1.5	12.1	435.4	23.0	11.6	4.2	554	1042	9.0800
2010	1.4	12.5	505.1	30.7	15.5	3.3	640	1208	8.0228
2011	1.6	21.1	558.4	35.8	16.8	5.1	745	1384	7.0695
2012	1.6	17.7	775.6	39.0	22.5	3.4	989	1848	7.0769
2013	1.9	9.7	545.4	35.9	17.0	5.0	688	1303	7.2422
2014	1.5	10.5	606.7	36.2	15.9	7.0	780.8	1459	7.9219
2015	1.5	10.5	547.7	37.9	14.3	3.1	950.3	1565	8.4210
2016	1.2	6.8	399.6	25.4	8.8	2.9	657.8	1102	7.8385
2017	1.2	6.2	494.2	24.2	10.6	2.9	699.6	1239	7.6829
2018	2.1	5.6	395.1	19.2	6.1	2.5	587.8	1019	7.2719
2019	1.5	6.7	539.6	28.0	10.0	2.6	809.3	1398	8.1709
2020	1.6	8.3	489.0	50.5	9.6	2.6	751.1	1313	7.7750
2021	1.3	6.6	370.5	21.0	7.7	3.0	648.5	1059	8.7593

RIVER MONITORING DATA

