

PRETREATMENT PROGRAM

# ANNUAL REPORT

JANUARY 1, 2021 - DECEMBER 31, 2021



FIELD'S POINT AND BUCKLIN POINT DISTRICTS

MARCH 15, 2022



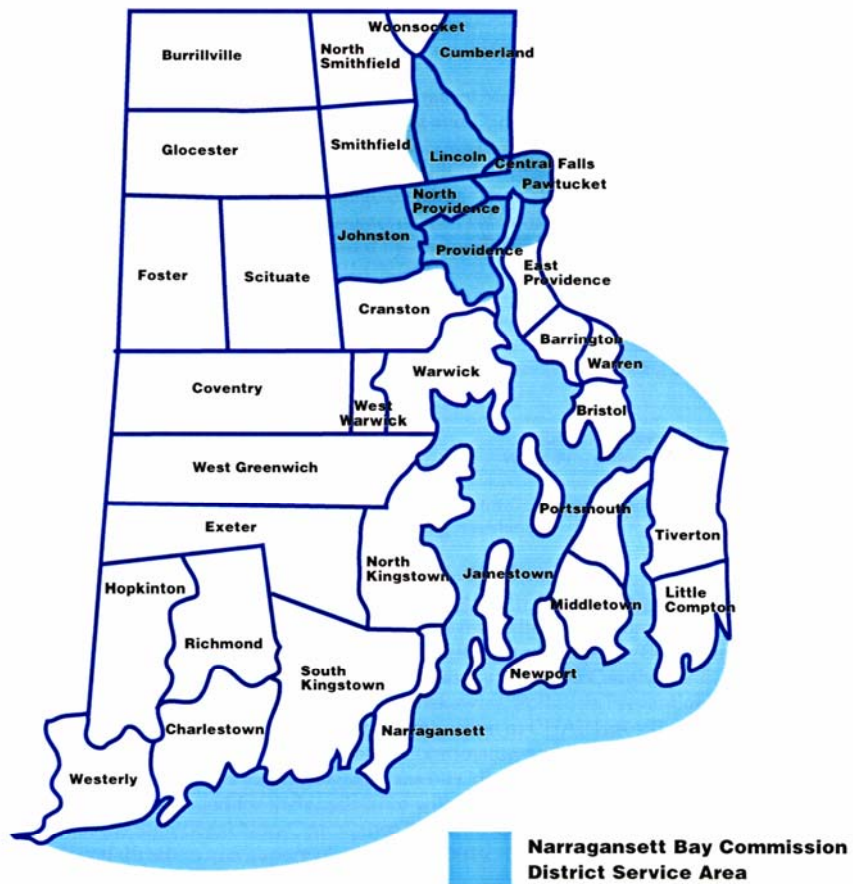
***Narragansett Bay Commission  
Mission Statement:***

*To maintain a leadership role in the protection and enhancement of water quality in Narragansett Bay and its tributaries by providing safe and reliable wastewater collection and treatment services to its customers at a reasonable cost.*

# Narragansett Bay Commission

## Service Area

The Narragansett Bay Commission is Rhode Island's largest wastewater authority dedicated to providing reliable, cost-effective wastewater collection and treatment services to over 360,000 residents and 8,000 businesses in ten Rhode Island communities in the metropolitan Providence and Blackstone Valley areas. These communities include: Providence, North Providence, Johnston, Pawtucket, Central Falls, Cumberland, Lincoln, the northern portion of East Providence and small sections of Cranston and Smithfield.



## ACKNOWLEDGMENTS

This report was written by Kerry M. Britt, Pretreatment Manager, with the assistance of the staff of the Pretreatment Program:

Nathan J. Dean  
Assistant Pretreatment Manager

Nathan Daggett  
Principal Pretreatment Engineer

Edward Stenovitch and Caitlyn Vallee  
Pretreatment Engineers

Travis Costa  
Senior Pretreatment Technician

Kyle Gannon, Jared Urban, and Michael McBurney  
Pretreatment Technicians

Sulema Martinez, Sandra Brown, and Rosalina Fascitelli  
Pretreatment Clerks

A special acknowledgment to John E. Motta, Environmental Monitoring Manager and Angelina Glater, Laboratory Manager, and the entire Environmental Monitoring and Laboratory staff. Their hard work allowed the NBC to successfully complete wastewater sampling and analysis of all significant industrial users discharging within the NBC districts and to conduct surveillance manhole monitoring of industrial and sanitary drainage districts. The data analysis presentation provided in CHAPTER V of this report, Impact of the Pretreatment Program on the Control of Toxics and Incompatible Waste, was prepared by John E. Motta, Environmental Monitoring Manager, Karen Cortes, Assistant Environmental Monitoring Manager, James Kelly, Technical Analysis & Compliance Manager, Eliza Moore, Sr. Environmental Scientist, and Molly Welsh and Luis Cruz, Environmental Scientists.

Jennifer Harrington, Esq., General Counsel, Holly Ialongo, Chief Legal Counsel and Kallie Longval are to be credited for their effective Enforcement Program and their preparation of the Enforcement Section, CHAPTER VI, of this report. Information regarding the NBC energy projects was provided by Barry Wenskowicz, Sustainability Engineer and Kerri Houghton, Sustainability Coordinator. Jamie Samons, the Public Affairs Manager, is to be acknowledged for her assistance with various sections of this report, including development of the Significant Non-Compliance Public Notice. This report was completed under the supervision of Walter Palm, Director of Environmental Science & Compliance.

## TABLE OF CONTENTS

<u>CHAPTER</u>	<u>TITLE</u>	<u>PAGE</u>
<b>I.</b>	<b>EXECUTIVE SUMMARY</b>	
	The Narragansett Bay Commission	1
	Pretreatment Program Annual Report Overview	4
	Unique Program Elements, Activities, Awards & Accomplishments	5
	Notification of Changes In User Status	9
	Pretreatment Program Performance Evaluation	13
<b>II.</b>	<b>PROGRAM ADMINISTRATION</b>	
	RIPDES Permit Numbers	33
	Personnel	33
	Staff Training	37
	NBC Toxics Reduction, Control And Monitoring Program Budgets	40
	Pretreatment Management Information Computer System	40
	Public Information and Education Methods	43
<b>III.</b>	<b>INDUSTRIAL AND COMMERCIAL USERS, PERMITS, AND INSPECTIONS</b>	
	User Classification System	53
	Significant Industrial Users	53
	Wastewater Discharge Permits	58
	Zero Process Discharge Wastewater Systems	64
	User Survey Methods	66
	NBC User Inspection Programs	68
	Emergency or Special Investigations	74

## TABLE OF CONTENTS (CONTINUED)

<u>CHAPTER</u>	<u>TITLE</u>	<u>PAGE</u>
IV.	<b>COMPLIANCE MONITORING</b>	
	Compliance Monitoring	83
	User Self-Monitoring	83
	NBC Industrial User Sampling Program	84
	Analysis of Monitoring Results	88
	2021 Industrial User Compliance Status Summary	102
	Industrial Surveillance Manhole Monitoring Program	102
	Industrial Surveillance Manhole Violations - Field's Point District	104
	Industrial Surveillance Manhole Violations - Bucklin Point District	105
V.	<b>NBC IMPACT ON THE CONTROL OF TOXICS AND INCOMPATIBLE WASTE</b>	
	NBC Impact on the Control of Toxic and Incompatible Wastes	107
	NBC RIPDES Permit Requirements	107
	Sample Collection at Wastewater Treatment Facilities	110
	Clean Sampling Methods	111
	Field's Point Special Sampling Activities	112
	Bucklin Point Special Sampling Activities	113
	Analysis of Influent Loading Data	113
	Fields Point District Influent Loading Analysis	113
	Bucklin Point District Influent Loading Analysis	120
	Septage Loading To Bucklin Point	123
	Background Sources of Metals to the Influent Load	127
	Sewer Collections For Determining Non-Industrial Background Contributions To WWTF Influent Metals Loading	127
	Influent Loading Conclusions	130
	Analysis of Effluent Loading Data	132
	Breakdown Analysis Of POTW Effluents	136

## TABLE OF CONTENTS (CONTINUED)

<u>CHAPTER</u>	<u>TITLE</u>	<u>PAGE</u>
V. (CONT.)	Bioassay Data	137
	Comparison of Influent and Effluent Loadings	138
	POTW Effluent Dissolved Metals Study	140
	Sludge Analysis	142
	CBOD, and TSS Loadings	147
	Comparison of Final Effluent Concentrations in 2021 and Saltwater Quality Criteria of Receiving Waters	150
	RIPDES Compliance	153
	Analysis of Toxic Pollutant Loadings for Discharge Monitoring Reports	153
	RIPDES Permit Compliance - Field's Point Facility	154
	RIPDES Permit Compliance - Bucklin Point Facility	156
Summary	158	
VI.	<b>ENFORCEMENT</b>	
	NBC Enforcement Actions	161
	2021 Escalated Enforcement Actions	165
	Update of Past Enforcement Actions	165
	2021 Civil Suits	166
	Permit Suspensions	166
	Supplemental Environmental Projects	166
	Environmental Enforcement Fund	166
	Enforcement Response Plan	168
	Publication of Firms In Significant Non-Compliance	168
	Publication of Firms in Perfect Compliance	170



## **TABLE OF CONTENTS (CONTINUED)**

<b><u>CHAPTER</u></b>	<b><u>TITLE</u></b>	<b><u>PAGE</u></b>
<b>VII.</b>	<b>SPECIAL PROJECTS, PROGRAMS AND STUDIES</b>	
	Introduction	175
	Status of Projects and Programs	176
	Dental Amalgam Program	176
	Grease Control Program	177
	NBC Environmental Merit Awards Program	178
	Pollution Prevention Activities	179
	Technical Analysis & Compliance Grant Funds	179
	Renewable Engery and Energy Conservation Program	180
	Osprey Camera	181
	Sewer Connection Permit Program	181
	Spill Prevention, Control and Countermeasures and Storm Water Pollution Prevention Plans	182
	Nine Minimum Controls Compliance Program for CSOs	183
	River Restoration Initiative	185
	Emergency Situation / Extreme Conditions Sampling	186
	Regional Ocean Modeling Systems – ROMS	186
	Laboratory Information Management System	187
	Monitoring Data Management	188
	Phytoplankton Monitoring	188
	Benthos Monitoring	189
	COVID Monitoring	190
	On Going Projects	190
<b>VIII.</b>	<b>NBC PROGRAM GOALS</b>	
	Status of 2021 Goals	191
	Major Goals For 2022	208

## LIST OF TABLES

<u>TABLE #</u>	<u>TITLE</u>	<u>PAGE</u>
1	2021 Significant Industrial User Classification Changes	10
2	2021 Significant Industrial User Changes in Water Use	11
3	2021 Notifications of Substantial Change	13
4	Pretreatment Performance Summary Sheet - Field's Point District	19
5	Revised Pretreatment Performance Summary Sheet – Field’s Point District	23
6	Pretreatment Performance Summary Sheet - Bucklin Point District	26
7	Revised Pretreatment Performance Summary Sheet – Bucklin Point District	30
8	2021 Informational Letters	44
9	NBC Pretreatment User Classification System	54
10	New Categories Established Due to New Local Limits	57
11	Summary of Discharge Permits in Effect	59
12	NBC Pretreatment Permit Application Fees	64
13	Summary of SIUs Inspected or Sampled Less Than Twice in 2021	74
14	NBC Effluent Discharge Limitations	85
15	Summary of Compliance Monitoring Results: Categorical and Non-Categorical Users	89
16	Summary of Compliance Monitoring Results: Significant and Non-Significant Users	91
17	Comparison of Compliance Rates For Self-Monitoring and NBC Sampling Results	93
18	Comparison of Compliance Rates Between Field's Point and Bucklin Point Districts	95
19	Analysis Of Percentage of Firms With & Without Effluent Violations	97
20	Status of Significant Users With 5 or More Parameter Violations	98
21	Pollutant Changes in 2017 RIPDES Permits	107
22	NBC Detection Limit Changes from December 2017	110
23	Comparison of 2020 - 2021 Annual Loadings To Field's Point	116
24	Comparison of 2021 Annual Loadings to 2021 Tunnel Effluent Loadings to Field’s Point	116
25	Comparison of 2020 - 2021 Annual Loadings To Bucklin Point	122

## LIST OF TABLES (CONTINUED)

<u>TABLE #</u>	<u>TITLE</u>	<u>PAGE</u>
26	Results from 2021 Background Metals and Cyanide Contribution Study	128
27	Historical Background Metals and Cyanide Results 2002-2021	129
28	Comparison of 2021 Influent Loadings To Maximum Allowable Headworks Loadings	131
29	Comparison of 2020 – 2021 Annual Loadings from Field’s Point	135
30	Comparison of 2020 – 2021 Annual Loadings from Bucklin Point	135
31	Percent Removal of Metals and Cyanide For NBC Facilities	140
32	2021 Final Effluent Phase Partitioning Study Results	141
33	Comparison of 2021 Final Effluent Concentrations and Water Quality Criteria of Receiving Waters	151
34	Comparison of Field’s Point RIPDES & Interim Effluent Limits with 2021 Wastewater Treatment Facility Results	155
35	2021 Compliance Status with RIPDES & Interim Effluent Limits for Field’s Point	156
36	Comparison of Bucklin Point RIPDES & Interim Effluent Limits with 2021 Wastewater Treatment Facility Results	157
37	2021 Compliance Status with RIPDES & Interim Effluent Limits for Bucklin Point	158
38	2021 Notices of Violation	162
39	2021 Approved Environmental Enforcement Fund Proposals	168
40	Summary of Enforcement Actions Issued	174
41	Summary of Technical Assistance Grant Awards	179

## LIST OF FIGURES

<u>FIGURE #</u>	<u>TITLE</u>	<u>PAGE</u>
1	User Compliance Rate for All Effluent Analyses	14
2	NBC Organization	35
3	Division of Planning, Policy, and Regulation Organizational Plan	36
4	Number of Metal Finishers vs. Year	61
5	Prohibited Discharge Sticker	63
6	Number of Special Investigations Per Year	75
7	Breakdown of 2021 Investigation Types	76
8	Rate of Compliance For Categorical and Non-Categorical Users	90
9	Rate of Compliance For Significant and Non-Significant Users	92
10	Comparison of Compliance Rates for Self-Monitoring and NBC Monitoring Report	94
11	Rate of Perfect Compliance with Effluent Monitoring for All Users, Significant and Categorical Users	96
12	Field's Point SIU vs Manhole Compliance Rates 2007-2021	103
13	Bucklin Point SIU vs Manhole Compliance Rates 2007-2021	104
14	Field's Point Influent Total Metals Loading Trend Analysis	114
15	Field's Point Influent Total Cyanide Loading Trend Analysis	115
16	Breakdown of Total Metals - 2019 CSO Tunnel Effluent Loading	117
17	Breakdown of Total Metals - Field's Point 2019 Influent Loading	118
18	Bucklin Point Total Metals Influent Loading Trend Analysis	120
19	Bucklin Point Cyanide Influent Loading Trend Analysis	121
20	Breakdown of Total Metals - Bucklin Point 2021 Influent Loading	123
21	Trend Analysis of Total Metals Loadings In Septage	124
22	Breakdown of Total Metals In Septage	125
23	NBC Total Metals Effluent Loadings Trend Analysis	133
24	NBC Cyanide Effluent Loadings Trend Analysis	134

## LIST OF FIGURES (CONTINUED)

<u>FIGURE #</u>	<u>TITLE</u>	<u>PAGE</u>
25	Breakdown of Total Metals - Field's Point 2021 Effluent Loading	136
26	Breakdown of Total Metals –Bucklin Point 2021 Effluent Loading	137
27	Field's Point Influent & Effluent Total Metals Trend Analysis	138
28	Bucklin Point Influent & Effluent Total Metals Loading Trend Analysis	139
29	Nickel Loading Trend Analysis in Field's Point Sludge, Influent and Effluent	143
30	Nickel Loading Trend Analysis in Bucklin Point Sludge, Influent and Effluent	144
31	Zinc Loading Trend Analysis in Field's Point Sludge, Influent and Effluent	145
32	Zinc Loading Trend Analysis in Bucklin Point Sludge, Influent and Effluent	145
33	Copper Loading Trend Analysis in Field's Point Sludge, Influent and Effluent	146
34	Copper Loading Trend Analysis in Bucklin Point Sludge, Influent and Effluent	147
35	BOD and CBOD Loading Trend Analysis in Bucklin Point Influent and Effluent	148
36	TSS Loading Trend Analysis in Bucklin Point Influent and Effluent	148
37	BOD and CBOD Loading Trend Analysis in Field's Point Influent and Effluent	149
38	TSS Loading Trend Analysis in Field's Point Influent and Effluent	150
39	Notices of Violation Issued to All Users and Significant Industrial Users 2000 – 2021	163
40	Public Notice of Users In Significant Non-Compliance (Providence Journal 2/28/22)	171
41	Confirmation of Publication of Significant Non-Compliance Public Notice	172
42	2021 Companies in Perfect Compliance Advertisement	173

# *I. EXECUTIVE SUMMARY*

## **The Narragansett Bay Commission**

The Narragansett Bay Commission (NBC) was created in 1980 by the R.I. General Assembly. Shortly thereafter voters approved an \$87.7 million bond referendum to reduce the amount of pollutants the Field's Point Wastewater Treatment Facility in Providence was discharging into Narragansett Bay and its tributaries. At that time, nearly 45 million gallons of untreated sewage flowed into Rhode Island waterways daily, resulting in temporary and permanent closures of shellfishing beds in Upper Narragansett Bay, violating federal laws, and most importantly, threatening public health and the region's environmental and economic well-being.

The NBC owns and operates the state's two largest wastewater treatment facilities and provides quality wastewater collection and treatment services to about 360,000 people and 9,021 commercial and industrial customers located in Providence, North Providence, Johnston, Pawtucket, Central Falls, Cumberland, Lincoln, the northern portion of East Providence, and small sections of Cranston and Smithfield. The Pretreatment Program is charged with protecting these treatment facilities and Narragansett Bay from the discharge of toxic and nuisance pollutants.

### **Field's Point Wastewater Treatment Facility**

In 1982 the NBC took over the operation of the Field's Point Wastewater Treatment Facility (FP). Prior to the NBC taking over the operation, FP was discharging untreated wastewater to the receiving waters of Rhode Island. At that time, the treatment plant was receiving approximately one million pounds of metals per year in the plant's influent.



*Field's Point Wastewater Treatment Facility*

Since the NBC took over the ownership and operation, the plant has been transformed into a highly sophisticated, award winning facility. As the largest secondary wastewater treatment facility in Rhode Island and the second largest in New England, the Field's Point Wastewater Treatment Facility provides preliminary and primary treatment for up to 200 million gallons per day (MGD) of wastewater, secondary treatment for up to 91 MGD and in 2021 had an average daily flow to the facility of 43.65 MGD.



*Field's Point Wind Turbine*

The NBC installed three 1.5 megawatt (MW) industrial grade wind turbines at the Field's Point plant in 2012. Due to the success of these three wind turbines, the NBC purchased three additional wind turbines located in Coventry, Rhode Island. To advance further toward the goal of net-zero sustainable energy, in 2017 the NBC contracted to obtain electricity from several photovoltaic (PV) farms located in Richmond, RI. In 2021, 75.9% of electricity used by the NBC came from these wind and solar energy services. Additional information on the NBC energy projects can be found in CHAPTER VII.

In addition to the wind turbine project, the NBC upgraded the Field's Point plant with Biological Nutrient Removal (BNR) technology to comply with Consent Agreement requirements to meet the nitrogen limitation of 5.0 ppm. This seasonal limit became effective in May 2014 and was maintained in the RIPDES permit that became effective on December 1, 2017. The ten existing secondary treatment aeration tanks were converted to Integrated Fixed Film Activated Sludge (IFAS) tanks, an advanced treatment technology and this project made Field's Point the largest IFAS treatment plant in the world. These tanks have five zones, both aerobic and anoxic, that wastewater travels through in order to remove nitrogen. Media is added to each IFAS tank to provide a substrate where a film of nitrifying bacteria can grow and be retained in the treatment tank. All of the tanks have been converted and nitrogen concentrations have decreased dramatically in the plant effluent. The seasonal 2021 nitrogen load to the Providence River decreased by 84.0% from 2003 loading levels, the year of the historic Greenwich Bay fish kill. Throughout the 2021 permit season, Field's Point met the seasonal summer total nitrogen permit limits of 5.0 ppm and the loading limit of 2,711 pounds per day, averaging a seasonal discharge concentration of 2.56 ppm and 1,001.6 pounds per day. The annual average total nitrogen discharged from Field's Point was 4.56 ppm and 1,633 pounds per day in 2021.




*IFAS Media*



## **Bucklin Point Wastewater Treatment Plant**

In 1992, the R.I. General Assembly expanded the NBC mission by placing it in charge of the Bucklin Point Wastewater Treatment Facility in East Providence. This facility is designed to provide secondary treatment of 46 million gallons per day, and the average daily flow was 19.72 MGD in 2021.

During 2006 the Bucklin Point plant completed a series of facility upgrades. A wet weather treatment facility was built that significantly reduced wet weather by-pass events by allowing the plant to process up to 116 MGD during wet weather. The facility upgrades included biological nitrogen removal treatment (BNR) and replaced chlorine disinfection by the use of ultraviolet light (UV). An enhanced BNR treatment system went on-line in 2014. The plant was upgraded to a four stage nitrification/denitrification process from a two stage process. Also, a building on site was converted to hold a carbon source for the BNR process. Bucklin Point was required to comply with the seasonal total nitrogen limitation of 5.0 ppm beginning in May 2014. The 2021 seasonal nitrogen loading from this facility to Narragansett Bay was reduced by 84.4% from 2003 loading levels, the year of the Greenwich Bay fish kill.



*Bucklin Point Wastewater Treatment*

Throughout the 2021 permit season, Bucklin Point did well to meet the total nitrogen limits of 5.0 ppm and 1,293 pounds per day. The average total nitrogen discharged from May through October was 2.81 ppm and 454.7 pounds per day. The annual average total nitrogen discharged from Bucklin Point was 3.93 ppm and 614.6 pounds per day in 2021.

## **Pretreatment Annual Report Overview**

CHAPTER I of this report provides an overview of the NBC, its unique and innovative approaches to source reduction and control and provides a summary of each chapter of the annual report. Also contained in this chapter is a section regarding firms that have had their user classification changed during 2021, including a list of new significant industrial users and a section regarding firms that experienced major changes in water usage in 2021. A summary of the work done over the past year by the Pretreatment, Environmental Monitoring, and Enforcement Sections of the NBC is provided at the end of this chapter in TABLES 4, 5, 6, and 7, the Pretreatment Performance Summary Sheets for both districts.

CHAPTER II describes the administration of the NBC Pretreatment Program including the status of Pretreatment, Environmental Monitoring (EM), Technical Analysis & Compliance (TAC), and Laboratory staff, a summary of the budgets for these sections, staff training, the Pretreatment information management system and public information and education methods used by the NBC.

CHAPTER III details the industrial and commercial user base of the NBC and includes the NBC permit classification system, user inspections and emergency and special investigations. During 2021, Pretreatment staff issued 420 permits to users located in the Field's Point and Bucklin Point Districts, conducted 1,257 facility inspections, held 19 regulatory compliance meetings with users and responded to 23 emergency or special investigations.

CHAPTER IV details the compliance monitoring protocols and provides a review of all types of monitoring results including user self-monitoring, NBC monitoring of users, and surveillance manhole sampling results. During 2021, the NBC conducted 163 sampling inspections, performed 274 manhole sampling events, and reviewed 2,189 analytical reports of users located in the Field's Point and Bucklin Point Districts.

CHAPTER V of this report provides an analysis of the toxic pollutant loadings contained in the wastewater influent, effluent, and sludge for the Field's Point and Bucklin Point Wastewater Treatment Facilities. This analysis shows that the total metals loading to Field's Point virtually remained the same in 2021 with a slight decrease of 102.9 pounds, or 0.6% when compared to 2020. The total metals loading to Bucklin Point virtually remained the same in 2021 with a slight decrease of 43.7 pounds, or 0.5% when compared to 2020. The cyanide loading to Field's Point increased by 238.6 pounds, or 34.8% in 2021, and the cyanide loading to Bucklin Point increased by 131.7 pounds or 47.2%. Loadings to both facilities were well within the Maximum Allowable Headworks Loadings (MAHL) established for each plant.

CHAPTER VI details the types of enforcement actions used by the NBC and reviews the enforcement actions initiated by the NBC over the past year. During 2021, the NBC issued 1,863 Notice of Violation letters. The NBC issues some type of enforcement action against 100% of the violators of the NBC Rules and Regulations.

CHAPTER VII of this report details projects and programs underway and those already completed by the Environmental Science & Compliance Division of the Narragansett Bay Commission. A description of the NBC approach to the EPA Dental Rule (40CFR441) can be found in this chapter.

CHAPTER VIII reviews the status of the goals established by the Pretreatment, EM, TAC, and Laboratory Sections for 2021 and describes the ambitious goals established by these sections for 2022.

## **Unique Program Elements, Activities, Awards And Accomplishments**

The NBC uses innovative and unique activities, projects, and programs to control and reduce the discharge of toxic and nuisance pollutants into the sewer system. The following is a short summary of these innovations and unique programmatic elements, along with a summary of NBC awards and accomplishments for the past year. Details about each of these innovations, accomplishments, and awards can be found within the chapters of this report.

### **User Education, Training and Outreach**

- Workshops and public presentations regarding Pollution Prevention, Pretreatment, Storm Water Management, Water Quality, and Monitoring topics
- Periodic informational mailings to permitted users
- Press releases and public notices
- Development and distribution of fact sheets, Best Management Practice (BMP) documents, and case studies summary sheets
- NBC informational websites (<http://www.narrabay.com> and <http://snapshot.narrabay.com>)
- Phase III CSO Stakeholders Process
- Citizens Advisory Committee

### **Special Projects, Programs, and Studies**

- Environmental Merit Award Programs, include:
  - ~ Pollution Prevention Award
  - ~ Perfect Compliance Award
  - ~ Storm Water Management Award
- Grease Control Program, which has greatly reduced sewage backups and overflows attributable to grease accumulations in sewer lines
- Dental Amalgam Program
- River Water Quality Monitoring Program
- Residential Septage Hauler Discharge Control Permitting Program
- Wet Weather CSO Monitoring Program
- Regional Ocean Modeling Systems Hydrodynamic Model Development Project
- Evaluation of bacteria sources to receiving waters

- Fixed Site Monitoring Network Project to monitor Narragansett Bay water quality and provide on-line monitoring data to the public
- Computerization of Sewer System Mapping
- Woon Watershed Explorers Program
- River Restoration Initiative
- Energy Management Program including alternative energy evaluations
- Sustainable Energy Management at Wastewater Treatment Facilities Program

### **Permitting**

- Prompt and standardized user plan reviews through weekly internal plan review meetings
- Permitting of all users with process wastewater discharges to the sewer system
- Permitting of facilities recycling and/or disposing process wastewater off site as they have the potential to discharge to the sewer system via sanitary connections
- Aggressive program of permitting all users that greatly exceeds EPA permitting requirements
- Sewer connection permitting referral program with cities and towns

### **NBC Monitoring Program**

- Aggressive program of sampling permitted users
- NBC internal goal to sample every Significant Industrial User (SIU) twice per twelve month period, exceeding EPA requirements
- Clean sampling programs utilized by the EM Section
- Extensive use and documentation of all standard operating procedures to ensure quality assurance and quality control that greatly exceeds EPA requirements
- Extensive receiving water and POTW sampling programs
- Sanitary and industrial surveillance manhole monitoring conducted weekly to monitor compliance and loadings to the treatment facilities
- Septage monitoring program to scan for toxic, industrial and non-residential quality waste

### **NBC Inspection Program**

- NBC internal goal to inspect every SIU at least twice per twelve month period, exceeding EPA requirements
- Development and use of SIU annual inspection form ensures thorough and standardized inspections of each SIU
- Zero discharge firms are inspected at least twice per year to ensure compliance with permit requirements
- Extensive inspections of non-significant industrial and commercial users performed annually

- Monthly inspections of industrial areas are conducted to ensure all sources of non-sanitary wastewater are permitted in accordance with the NBC Rules and Regulations
- Intensive restaurant inspection program to verify grease removal unit maintenance
- All NBC inspections stress user education regarding EPA Significant Non-Compliance (SNC) criteria, NBC mission statement, and available compliance programs, in addition to addressing regulatory compliance issues. This has contributed to the decreased rates of SIU Significant Non-Compliance (SNC)
- Response to 100% of reports regarding chemical spills, unusual influents, odors, etc.

### **User Self-Monitoring**

- Permitted users are required to conduct regularly scheduled self-monitoring of their final effluent as well as batch discharges. The frequency of self-monitoring ranges from bi-annually to monthly and is dependent on the category and hydraulic loading from the facility
- Four consecutive weeks of resampling indicating full compliance is required for any effluent violation recorded. Benefits include: users are brought back into compliance quickly, SNC is reduced due to increased monitoring, reduced loadings to sewer, escalated enforcement due to additional evidence, etc.
- SIU permit required monitoring greatly exceeds that required by EPA regulations

### **Computerized Compliance and Data Tracking System**

- Networked computer database consisting of all company, permit and compliance information which is available via desktop and tablet connections to all Pretreatment, TAC, EM, and Enforcement staff
- Pretreatment system software has been upgraded to increase functionality and is expandable
- System automatically generates violation letters for any non-compliance event and tracks all user requirements
- System calculates SNC and enables flagging of any user approaching SNC, allowing staff to implement corrective actions

### **Pollution Prevention Program**

- Free technical compliance assistance program
- On site consultations and pilot testing
- Routine referrals for pollution prevention assistance by regulatory staff in all Notices of Violation (NOV) and other user correspondence and communications
- Solicitations for pollution prevention assistance by TAC staff directly to industries
- Extensive educational efforts
- Free water audits conducted of businesses, large residential buildings and industries

### **Staff Training**

- NBC provides extensive training to its employees, including safety and procedural training
- Pretreatment, EM, Lab, and TAC staff receive 40-hour HAZWOPER and annual 8-hour HAZWOPER refresher training
- NBC has a tuition reimbursement program to assist employees to further their education and enhance their performance
- Intrasectional Training
- Interagency Training

### **Enforcement**

- Some type of enforcement action issued against 100% of violators
- Cost of SNC Public Notice billed to firms published
- Use of innovative settlement agreements, which may include:
  - ~ Community based environmental projects
  - ~ Development of public service announcements
  - ~ Purchase of Pollution Prevention and Monitoring Equipment
  - ~ Use of Supplemental Environmental Projects
- Environmental Enforcement Fund - Penalties assessed are deposited into this NBC fund, from which special environmental projects and/or enforcement equipment and resources are funded
- In-house legal staff available for quick enforcement response
- Work with state and federal criminal investigators regarding criminal pollution violations

### **2021 Accomplishments**

#### **~ Permitting:**

- 420 Permits issued
- 91 New permits issued to previously unpermitted firms
- 329 Revised permits issued

#### **~ Inspections and Sampling:**

- 1,257 Non-sampling Inspections conducted
- 229 Non-sampling Inspections of SIUs
- 145 Non-sampling Inspections of Categorical Users
- 84 Non-sampling Inspections of Significant Non-Categorical Users
- 1,028 Non-sampling Inspections of Non-Significant Users
- 19 Regulatory Compliance Meetings held with Users
- Pretreatment staff reviewed 2,189 User Monitoring Reports
- 23 Emergency/Special Investigations conducted
- 172 User Monitoring Reports generated by NBC
- 163 NBC Sampling Inspections of Industry

- 73 Different Facilities Sampled by NBC
- 137 Monitoring Reports of SIUs generated
- 75 Monitoring Reports of Categorical Users generated
- 72 Monitoring Reports of Significant Non-Categorical Users generated
- 11 Monitoring Reports of Non-Significant Users generated
- 274 Manhole Sampling Events conducted
- 231 Industrial Surveillance Manhole Sampling Events conducted
- 36 Sanitary Manhole Sampling Events conducted

~ **Enforcement:**

- 1,863 NOV Letters Issued
- 21 Firms listed in the February 28, 2022 Public Notice in the Providence Journal as being in Significant Non-Compliance (SNC)
- All but five of the 21 firms listed in SNC achieved full compliance with cited violations prior to publication of the Public Notice

~ **User Compliance:**

- 8.6% Rate of SIU SNC in the Field's Point district for 2021, a reduction from 39% in 1992
- Rate of SIU SNC reduced in Bucklin Point from 44.8% in 1994 to 9.4% for 2021
- Overall rate of SIU SNC is 9.0% in 2021
- 85.6% Overall Rate of Compliance for All Significant Users
- 94.0% Overall Rate of Compliance for All Categorical Users
- 93.8% Overall Rate of Compliance for All Non-Significant Users
- 89.6% Overall Rate of Compliance for All Users
- 67.5% of EPA categorically regulated users had perfect effluent compliance records with all effluent parameters excluding pH
- 71.2% of Significant Users AND 86.8% of all users had perfect effluent compliance records with effluent pollutants excluding pH
- Rate of SNC has been significantly reduced in both sewage districts over the past decade through Pretreatment's User Education Methods

### **Notification of Changes in User Status**

During 2021, seven users were reclassified from significant to non-significant. Two of the seven users that were reclassified were categorical users. One of these users was purchased by another company. The other ceased process operations. The process operations of two of the remaining five users were purchased by other companies. Two users went out of business. The remaining user moved out of the district. Four users were located in the Field's Point district and eliminated 82,240 gallons per day of industrial flow to the Field's Point facility. The three remaining users were located in the Bucklin Point district and eliminated 59,623 gallons per day of industrial flow from the Bucklin Point facility.

In 2021, there were six newly classified SIUs. Five are located in the Field's Point district and contribute 99,436 gallons per day of industrial flow to the plant. Two of these new SIUs purchased two of the users reclassified to non-significant in 2021. The remaining new SIU is located in the Bucklin Point district and contributes 9,352 gallons per day of industrial flow to the plant.

A review of the baseline monitoring reports submitted by the newly classified SIUs indicates that the discharge from these facilities had no adverse effect on the quantity or quality of effluent discharged from either the Field's Point or Bucklin Point Wastewater Treatment Facilities. The SIUs which were reclassified during 2021 and the reason for each reclassification are detailed in TABLE 1.

**TABLE 1**

**2021 Significant Industrial Users Classification Changes**  
**Firms Reclassified to Non-Significant**

<u>Field's Point Firms</u>	<u>Reason for Reclassification</u>
A. Harrison & Company, Inc.	Firm is out of business.
Eagle Laundry, Inc.	Firm is out of business.
G. Tanury Plating Company	Firm was purchased.
Orbit Energy Rhode Island, LLC	Firm was purchased.

<u>Bucklin Point Firms</u>	<u>Reason for Reclassification</u>
9W Halo OpCo LP	Firm moved out of the district.
Maroon Group, LLC d/b/a Lincoln Fine Ingredients	Firm was purchased.
Pawtucket Power Associates	Firm ceased discharges.

**Newly Classified Significant Users**

<u>Field's Point Firms</u>	<u>Reason for Reclassification</u>
271 Tockwotten Partners, LLC	Firm discharges greater than 5,000 gallons per day.
Monarch Metal Finishing Co., Inc. (Johnston)	Firm conducts categorically regulated process operations.
Rhode Island Bioenergy Facility, LLC	Firm discharges greater than 5,000 gallons per day.
Rhode Island Heat Treating Company, LLC	Firm conducts categorically regulated process operations.
Textron, Inc.	Firm discharges greater than 5,000 gallons per day.

<u>Bucklin Point Firm</u>	<u>Reason for Reclassification</u>
CBNA Barletta Phase III CSO JV (School St.)	Firm discharges greater than 5,000 gallons per day.



During 2021, 22 Field’s Point SIUs had changes in water usage that is noted in this section. Twelve of the 22 firms increased their water usage by a combined total of 81,794 gallons per day. The remaining 10 of the 22 firms decreased their water usage by a combined total of 33,248 gallons per day. The net change to the Field’s Point facility is a decrease of 48,366 gallons per day of industrial flow. The overall change in industrial flow to the treatment plant is an increase of 65,697 gallons per day when the SIU reclassifications noted above are taken into account. This increase in industrial flow did not have an adverse effect on the quality of wastewater discharged from the Field's Point treatment facility.

Eleven Bucklin Point SIUs experienced notable changes in water usage during 2021. Three of the 11 SIUs increased their water usage by a combined total of 820 gallons per day. Eight of the 11 SIUs decreased their water usage by a combined total of 52,446 gallons per day. The net change in flow to Bucklin Point is a decrease of 51,626 gallons per day of industrial flow. The overall change in industrial flow to the treatment plant is a decrease of 101,897 gallons per day when the SIU reclassifications noted above are taken into account. This decrease in industrial flow did not have an adverse effect on the quality of wastewater discharged from the Bucklin Point treatment facility.

The SIUs with significant changes in water usage during 2021 are detailed in TABLE 2.

**TABLE 2**

**2021 Significant Industrial User Changes in Water Usage**

**Firms with Increased Flow**

*Field’s Point*

<i>Company</i>	<i>Change in Flow (gpd)</i>	<i>% Change</i>
A & F Plating Company	177	41.5%
Alloy Holdings, LLC	6,554	57.0%
Armbrust International, Ltd.	2,254	26.6%
Ideal Plating & Polishing Co., Inc.	554	32.6%
Induplate, LLC	21,358	32.1%
International Insignia Corporation	1,105	22.9%
Mahr, Inc.	755	32.3%
Narragansett Jewelry dba C&J Jewelry Company	690	14.6%
Providence Journal Company - Production Facility	5,423	34.9%
Providence Specialty Products, LLC	9,331	41.1%
Rhode Island Resource Recovery Corporation	33,361	11.1%
Unique Plating Company	232	17.2%

**TABLE 2**  
**(continued)**

**2021 Significant Industrial User Changes in Water Usage**

**Firms with Increased Flow**

*Bucklin Point*

<i><u>Company</u></i>	<i><u>Change in Flow (gpd)</u></i>	<i><u>% Change</u></i>
Hord Crystal Corporation	17	27.0%
Tedor Pharma, Inc.	463	261.6%
Teknor Apex Company	340	24.2%

**Firms with Decreased Flow**

*Field's Point (cont'd)*

<i><u>Company</u></i>	<i><u>Change in Flow (gpd)</u></i>	<i><u>% Change</u></i>
Contract Specialties, Inc.	-2,645	-69.7%
E&M Enterprises, Ltd.	-3,656	-36.9%
Ira Green, Inc.	-6,145	-19.8%
Manchester Street, Inc.	-14,294	-64.4%
Metallurgical Solutions, Inc.	-29	-11.7%
Tri-Jay Company	-3,313	-37.8%
Univar USA, Inc.	-1,308	-14.1%

*Bucklin Point*

<i><u>Company</u></i>	<i><u>Change in Flow (gpd)</u></i>	<i><u>% Change</u></i>
BEST Engineered Surface Technologies, LLC	-117	-25.4%
Bliss Manufacturing Co., Inc.	-82	-13.2%
Cintas Corporation	-38,827	-41.8%
Ecological Fibers, Inc.	-444	-18.7%
General Cable Industries, LLC	-959	-27.4%
Isle Brewers Guild	-2,711	-10.3%
Materion Technical Materials, Inc.	-5,537	-10.8%
Tiffany and Company	-3,769	-55.4%

In 2021, there was one company that requested to begin discharging flow from its operations at a rate greater than 75,000 gallons per day. As required by the RIPDES permits that became effective in December 2017, the Pretreatment Section notified the DEM of the substantial change in flow. Even though the company applied for a Wastewater Discharge Permit in 2021, process discharges will not begin until 2022. TABLE 3 below summarizes the Notifications of Substantial Change made in 2021.

### **TABLE 3**

#### **2021 Notifications of Substantial Change**

<u>District</u>	<u>Company Name</u>	<u>Requested Flow Increase</u>
Bucklin Point	Synagro Northeast, LLC	108,198 gpd

#### **Pretreatment Program Performance Evaluation**

Nationally, the EPA assesses the effectiveness of a pretreatment program by reviewing specific data submitted by each program. This data is reported on a standard EPA form entitled the Pretreatment Performance Summary Sheet. The Pretreatment Performance Summary Sheet contains general information about the sewage agency, the permitting and compliance status of significant industrial users, and the enforcement actions issued.

The NBC believes that the Pretreatment Program has achieved its stated goals and has been quite effective at reducing and controlling the discharge of toxics into the sewage system. This is evidenced by the fact that user compliance rates are excellent, no incidents of pass through or interference occurred, and treatment plant influent loading goals are being met. As a result, the NBC Pretreatment Program has been recognized twice by the U.S. EPA as being the "*Best Pretreatment Program in the Nation*", receiving these awards in 1990 and 1998. In addition to the two national awards, the NBC Pretreatment Program received the 2009 EPA Region 1 Excellence Award.

Various factors are reviewed to properly evaluate and measure the effectiveness of a Pretreatment Program. These factors include the following:

- Industrial User Rate of Significant Non-Compliance;
- Effectiveness of Enforcement Response Program;
- Sufficiency of Program Funding and Staffing Levels;
- Application of Local Limits;
- Sufficiency of Statutory Authority and Rules and Regulations;
- Evaluation of recent and proposed program modifications;
- Pretreatment Performance Summary Sheet "Bean Counts".

The NBC routinely reviews all the aforementioned criteria to ensure that the Pretreatment Program satisfies and exceeds all EPA and DEM Pretreatment Program requirements. The following paragraphs detail the NBC efforts with regard to each criteria, as required by RIPDES permit requirements C(7)(i) and C(7)(j).

#### ***~ Evaluation of Significant Non-Compliance***

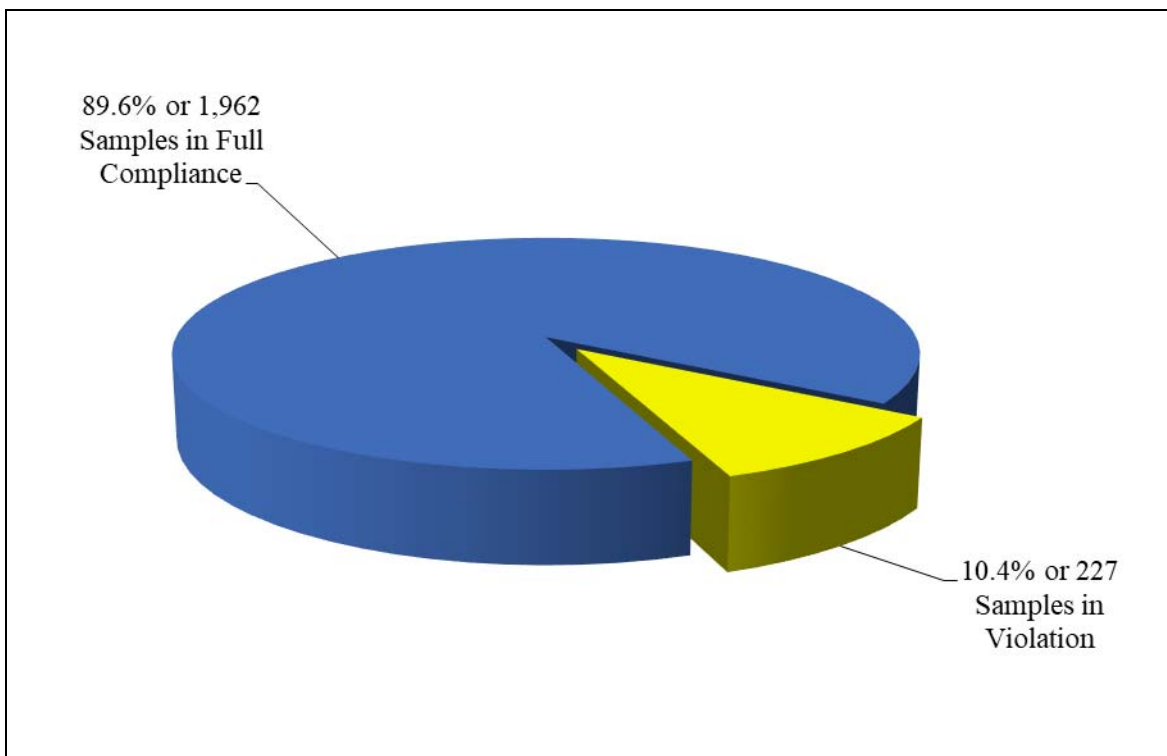
Through extensive user education efforts, quick enforcement response to user violations and regular monthly reminder telephone calls to users, the Pretreatment Section has over the years reduced its SIU rate of Significant Non-Compliance (SNC) substantially in both districts. The combined rate of SNC for significant industrial users located in the two NBC sewage districts for 2021 was 9.0%, an increase from the SNC rate of 6.5% observed in 2020.

The SIU rate of SNC was dramatically reduced in Field's Point from a high of 39.0% in 1992 to 8.6% for 2021, while the SIU rate of SNC for Bucklin Point was reduced from a high of 44.8% in 1994 to 9.4% in 2021. These impressive reductions in the rate of SIU SNC are directly attributed to increased user education efforts made by the Pretreatment staff and by stringent regulatory requirements to promptly identify and correct user violations.

These Pretreatment educational efforts include informing users about the EPA SNC violation criteria during all inspections and by sending annual informational letters to remind users about permit requirements and SNC ramifications. Regulatory efforts to reduce SNC include imposing stringent resampling requirements over four consecutive weeks for any effluent monitoring violation, and by the implementation of a procedure to call users prior to a monitoring report being thirty (30) days late past the due date. In addition, Pretreatment runs monthly reports to identify companies with the potential to be in SNC. Staff contacts these companies and informs them of the steps necessary to avoid SNC.

As a result of these efforts, the NBC has been able to maintain overall SIU rates of SNC to 10% or below. As can be seen from FIGURE 1, 89.6% of the 2,189 analytical reports reviewed by the Pretreatment staff during 2021 were in full compliance with effluent discharge limitations, standards which are more stringent than EPA categorical standards.

**FIGURE 1**  
**USER COMPLIANCE RATE**  
**FOR ALL EFFLUENT ANALYSES**



**2,189 Total Analyses Reviewed**

In addition, as shown in CHAPTER IV of this report, the 2021 rate of compliance of categorical users in the two districts was 94.0%, while the compliance rate for significant users was 85.6%. These excellent rates of user compliance with effluent limits are reflected in the long term reductions in toxic loadings to the Field's Point and Bucklin Point treatment facilities, as shown in CHAPTER V of this report.

Twenty-one firms located in the Field's Point and Bucklin Point districts were listed in a Public Notice in the Providence Journal on February 28, 2022 as being in SNC for the period from October 1, 2020 through December 31, 2021. Of the twenty-one firms published for being in SNC, eight users are located in Field's Point and thirteen users are located in Bucklin Point.

There was one categorical user published for being in SNC. This categorical user is located in Bucklin Point. The names of five non-categorical significant users were published for being in SNC, three are located in Field's Point and two are located in Bucklin Point. Fifteen non-significant industrial users were listed in the Public Notice, five from Field's Point and ten from Bucklin Point. Twelve of the 21 firms, or 51.1%, were listed as being in SNC solely for administrative violations such as submitting a report late. The remaining nine firms listed in the notice were cited as being in SNC solely due to violations of effluent limitations. At the time of publication of this report, all but five of the facilities cited as being in SNC were back in full compliance with NBC regulations.

#### ***~ Effectiveness of NBC Enforcement Response Program***

The NBC has a very aggressive and effective enforcement program. The Pretreatment Program issues some type of enforcement action for 100% of all violations observed, in accordance with the NBC approved Enforcement Response Plan (ERP). Pretreatment staff works very closely with the Legal Section and has the capability to issue an Administrative Order or Cease and Desist Order immediately, if necessary, to halt illicit discharges as detailed in the approved ERP.

During 2021, the NBC issued 1,863 Notice of Violation letters. The NBC Enforcement Program is efficient and clearly effective at ensuring users comply with NBC regulations and requirements. Additional information regarding the Enforcement Program is provided in CHAPTER VI.

#### ***~ Sufficiency of Program Funding and Staffing Levels***

The NBC has provided continual support and funding to the Pretreatment, EM, TAC, and Laboratory sections, the departments responsible for controlling and reducing toxic loadings to the NBC treatment facilities and Narragansett Bay. This funding commitment has ensured adequate staffing levels necessary to get the job done in an exemplary manner. Additional information regarding the budgets and staffing of these sections is provided in CHAPTER II.

### *~ Application of Local Limits*

The two NBC Wastewater Treatment Facilities have separate and distinct local limits designed to protect each wastewater treatment facility from pass-through and interference, ensuring the proper operation of the facility, to protect the receiving waters of the state, to protect the sludge quality and to protect the health and safety of NBC workers and the general public. The local limits are rigidly enforced by the NBC Pretreatment staff. The NBC routinely reviews influent, effluent, sludge, and receiving water analytical data to ensure that the NBC local limits are appropriate for each treatment facility. Based upon this review and on-going studies being conducted by the NBC, the existing local limits are appropriate and enforceable. A review of the local limits and loading evaluations for each NBC plant is provided in CHAPTER V of this report.

On September 29, 2017, the DEM issued new RIPDES permits to the Field's Point and Bucklin Point facilities. The permits became effective on December 1, 2017. The permits require the local limits for both facilities to be re-evaluated. The initial Local Limits Monitoring Plans (LLMP) were submitted to DEM on December 29, 2017. Revised LLMP incorporating comments from DEM and the Local Limits Workplan (LLWP) were submitted to DEM on February 28, 2018. The LLMPs were approved by DEM on April 10, 2018 and the LLWP was approved on November 15, 2018. The final Local Limits Re-Evaluation Reports (LLE) were submitted to DEM on May 15, 2019. In November, DEM requested additional information. The revised LLEs, including the additional information, were submitted on January 15, 2020 and February 21, 2020.

The DEM granted preliminary approval of the proposed local limits detailed in the LLEs submitted in February 2020. The proposed local limits include mass-based limits for Ammonia, Biochemical Oxygen Demand (BOD), Total Nitrogen, and Total Suspended Solids (TSS), concentration based limits for Arsenic and the elimination of the 10 day average limits in Field's Point and the monthly average limits in Bucklin Point. Along with the preliminary approval, the DEM required the NBC to submit a request for a substantial Industrial Pretreatment Program modification. The request for the modification, along with a red-lined copy of the NBC Rules and Regulations incorporating the proposed local limits, was submitted on October 5, 2020. The DEM granted approval of the request for modification on October 19, 2020. The approval required the NBC to Public Notice and finalize the Rules and Regulations. The NBC is required to comply with R.I.G.L. §42-35-1 et seq., also known as the RI Administrative Procedures Act (ADA). Prior to commencing with the rulemaking process governed by ADA, approval of the Rules and Regulations revisions was needed by the NBC Board of Commissioners. This approval was obtained during the December 2020 Board of Commissioners meeting. Once approval was obtained, the rulemaking process began. All required documents were submitted to the RI Office of Regulatory Reform (ORR) for review and approval. ORR approved the documents in January 2021. The revised Rules and Regulations were uploaded to the RI Secretary of State's office (SOS) website in late January 2021. The SOS office approved the revisions within 24 hours. On January 28, 2021, the NBC published a Notice of Rulemaking which opened the 30-day comment period. A Public Hearing was not held as only two comments were received. In early March 2021, a letter stating that all requirements of 40CFR 403.9(b)(2) had been met was sent to DEM. DEM put the revised NBC Rules and

Regulations out for a 30-day comment period. This comment period ended in late April 2021. No comments were received during this period. The DEM issued a final approval letter on May 10, 2021. The letter indicated the NBC had 30 days to implement the IPP modification and it needed to be fully implemented by June 9, 2021. The SOS office approved the revised Rules and Regulations on May 5, 2021. The Rules and Regulations including the proposed local limits became final and enforceable on June 1, 2021.

Throughout the rulemaking process, it was determined a total of 56 companies located in both districts would be required to comply with the new local limits. New categories were created for these companies. The new categories can be found in CHAPTER III. The Wastewater Discharge Permits for these 56 companies were revised to incorporate the new categories, new local limits, and new sampling requirements. The revised permits were issued in May 2021 and became effective on June 1, 2021. On May 18, 2021, the remaining permitted users were issued a letter informing them the new local limits would become final and enforceable on June 1, 2021. A new local limits table was included with the letter. The companies were instructed to replace the local limits table attached to their permits with the revised table. All Pretreatment forms, both paper and electronic versions, which reference local limits have been revised to include the new local limits.

### *~ Sufficiency of Statutory Authority and Rules and Regulations*

The NBC has statutory authority detailed in the State of Rhode Island General Laws, Title 46, Chapter 25 et seq. This legislation permits the NBC to develop, adopt, and enforce Rules and Regulations for use of the sewage system. In 2006, the NBC petitioned the DEM to revise the Rules and Regulations. The NBC requested revisions to the Significant Non-Compliance definitions as required by the EPA Pretreatment Streamlining rules as well as voluntary changes outlined by the Streamlining rules. These Revisions can be found in Article 2 of the Rules and Regulations. Other revisions concerning the Pretreatment Program were made to clarify existing regulations. In addition, the NBC made minor revisions to the Rules and Regulations regarding sewer connections. The revised Rules and Regulations were approved by the DEM and became effective on December 20, 2006. The NBC Rules and Regulations satisfy all EPA and DEM requirements and are fully enforceable. The NBC Rules and Regulations are available online at [www.narrabay.com](http://www.narrabay.com).

In 2020, the DEM required the NBC to request a modification to the Pretreatment Program to incorporate new local limits. The modification requires the Rules and Regulations to be revised to ensure the new local limits are enforceable. The existing Rules and Regulations were revised to incorporate the new local limits and clarify existing regulations. The revisions were preliminarily approved by DEM in October 2020. The Rules and Regulations revisions received approval by the NBC Board of Commissioners in December 2020. In accordance with the Administrative Procedures Act (Act), the NBC submitted a Cost Benefit Analysis and red-lined copy of the NBC Rules and Regulations to the RI Office of Regulatory Reform (ORR). In January 2021, once ORR granted approval, the red-lined version was uploaded to the RI Secretary of State's office (SOS) website for approval. Both the NBC and the DEM put the revised Rules and Regulations out for public comment. The NBC received two comments and the DEM did not receive any comments. Therefore, Public Hearings were not held. The DEM and SOS office gave final approval of the Rules and Regulations in May 2021. The Rules and Regulations became final and enforceable on June 1, 2021.

*~ Evaluation of Recent and Proposed Program Modifications*

During 2020, the DEM required the NBC to request a modification to the Pretreatment Program. The modification would incorporate new local limits. The request was submitted on October 5, 2020 and approved by the DEM on October 19, 2020. The NBC is required to comply with the Administrative Procedures Act, which requires revisions to its Rules and Regulations be reviewed and approved by the RI Secretary of State's Office. All approvals were granted in May 2021. The modification was fully implemented by June 9, 2021 as required by DEM.

*~ Pretreatment Performance Summary Sheets*

The U.S. EPA measures the effectiveness of a Pretreatment Program by tracking routine activities performed by the program. These include the number of users of each type, number of violations cited, number of inspections conducted, number of permits issued, number of sampling events conducted, amount of penalties assessed, etc. This information is provided in the Pretreatment Performance Summary Sheets. The Pretreatment Performance Summary Sheets, one for each NBC sewage district, are provided in TABLES 3 and 5 and detail the 2021 accomplishments of the NBC Pretreatment, Environmental Monitoring, and Enforcement Programs. In early 2008, the EPA revised the Pretreatment Performance Summary Sheet. The revised summary sheets can be found in TABLES 4 and 6.



**TABLE 4****NARRAGANSETT BAY COMMISSION****FIELD'S POINT DISTRICT****PRETREATMENT PERFORMANCE SUMMARY SHEET****1. General Information**

<b>Control Authority Name</b>	Narragansett Bay Commission
<b>Address</b> (treatment facility)	2 Ernest Street, Providence, RI 02905
(main office)	1 Service Road, Providence, RI 02905
(pretreatment office)	2 Ernest Street, Providence, RI 02905
<b>Contact Persons</b>	Laurie A. Horridge, Executive Director
	Walter Palm, ES&C Director
	Kerry M. Britt, Pretreatment Manager
<b>Contact Telephone</b>	(401) 461-8848
<b>RIPDES Number</b>	RI 0100315
<b>Reporting Period</b>	January 1, 2021 - December 31, 2021
<b>Total Categorical Industrial Users</b> as of the date of this report (throughout the reporting period)	22 (23) (see Note 1)
<b>Total Significant Non-Categorical IUs</b> as of the date of this report (throughout the reporting period)	9 (12) (see Note 1)
<b>Total # Significant Industrial Users (SIUs)</b>	31 (35) (see Note 1)

**2. Significant Industrial User (SIU) Compliance**

	<b>Significant Industrial Users</b>	
	<b>Categorical</b>	<b>Non-Categorical</b>
1. # Of SIUs Submitting BMRs/# Required	6/6	4/4
2. # Of SIUs Submitting 90-Day Compliance Reports/# Required	2/2	1/1
3. # Of SIUs in SNC with Pretreatment Compliance Schedule/ # Required To Meet Schedule	0/0	0/0
4. # Of SIUs In Significant Noncompliance With Self-Monitoring Reporting Requirements and have not returned to compliance	0	1
5. # Of SIUs in SNC for Violating Effluent or Reporting Requirements and have <u>Not</u> had Adequate Enforcement Action by POTW	0	0
6. # Of SIUs in SNC with Reporting Requirements <u>At End</u> of Report Period	0	0
7. # Of SIUs in SNC With Effluent Requirements <u>At End</u> of Report Period	0	1 (see Note 2)

**TABLE 4**  
**(continued)**  
**NARRAGANSETT BAY COMMISSION**  
**FIELD'S POINT DISTRICT**  
**PRETREATMENT PERFORMANCE SUMMARY SHEET**

**3. Compliance Monitoring Program**

	<b>Significant Industrial Users</b>	
	<b>Categorical</b>	<b>Non-Categorical</b>
1. # Of Control Documents Issued/# Required	6/6	6/6
2. # Of SIUs Without Active (Expired) Permits	0	0
3. # Of SIUs With Permits Expired For 180 Days Or More	0	0
4. # Of Non-Sampling Inspections Conducted	81	84
5. # Of Sampling Visits Conducted	54	26
6. # Of Facilities Inspected (Nonsampling)	23	12
7. # Of Facilities Sampled	23	12
8. # Of SIUs (Both) Not Inspected And Not Sampled By POTW In Past 12 Months	0	0
9. # Of SIUs Not Sampled/Not Inspected By POTW In Past 12 Months	0/0	0/0
10. # Of SIUs in SNC with Self-Monitoring and Not Inspected and Not Sampled in the Past 12 Months	0	0

**TABLE 4**  
(continued)  
**NARRAGANSETT BAY COMMISSION**  
**FIELD'S POINT DISTRICT**  
**PRETREATMENT PERFORMANCE SUMMARY SHEET**

**4. Enforcement Actions**

	Significant Users		Non-Significant	Total All Users
	Categorical	Non-Categorical		
1. Compliance Schedules Issued	0	0	0	0
2. Notices Of Violation Issued	125	73	943	1,141
3. Admin. Orders Issued	0	0	0	0
4. Combined Total Of Administrative Orders and Notices of Violation	125	73	943	1,141
5. Civil Suits Filed	0	0	0	0
6. Criminal Suits Filed	0	0	0	0
7. Combined Total of Civil and Criminal Suits	0	0	0	0
8a. Published IUs in SNC (See Newspaper Notice in Enforcement Chapter)	0	3	5	8
8b. Rate of IUs in SNC	0/23 = 0.0%	3/12 = 25%	N/A	N/A
9a. Amount Of Penalties Collected (Total Dollars/IUs Assessed)	0/0	\$0/0	0/0	0/0
9b. Amount Of Penalties Assessed (Total Dollars/IUs Assessed)	\$0/0	\$0/0	0/0	\$10,000/1
10. # of IUs Subject to Any Enforcement Action	21	6	335	362
11. Other Actions (Mandatory Enforcement Meetings, Permit Suspensions, Etc.)	0	0	0	0

I certify that the information contained in the Pretreatment Performance Summary Sheet is complete and accurate to the best of my knowledge.

  
AUTHORIZED REPRESENTATIVE

  
DATE

**TABLE 4**  
**(continued)**  
**NARRAGANSETT BAY COMMISSION**  
**FIELD'S POINT DISTRICT**  
**PRETREATMENT PERFORMANCE SUMMARY SHEET**

**Notes Regarding the Pretreatment Performance Summary Sheets**

Note 1: Numbers in parentheses () reflect totals for users classified as significant for some time during the reporting period. Some of these companies are no longer classified as SIUs since they may have changed process operations or have ceased operations eliminating discharges to the sewer.

Note 2: One non-categorical SIU, Providence Specialty Products, LLC, was still exceeding the Total Oil & Grease limits at the end of the report period. This firm was issued an Administrative Order in late 2019. The firm installed additional pretreatment equipment in the later half of 2020. Throughout 2021, the company was optimizing the system. An enforcement meeting will be held with the company in early 2022. The firm continues to conduct resampling.

**TABLE 5**

**NARRAGANSETT BAY COMMISSION**

**FIELD'S POINT DISTRICT**

**REVISED PRETREATMENT REPORT SUMMARY SHEET**

**January 1, 2021 through December 31, 2021**

POTW Name:	Narragansett Bay Commission (NBC)
NPDES Permit #:	RI0100315
Pretreatment Report Period Start Date:	January 1, 2021
Pretreatment Report Period End Date:	December 31, 2021
# of Significant Industrial Users (SIUs):	31 (35) (see Note 1)
# of SIUs Without Control Mechanisms:	0
# of SIUs not Inspected:	0
# of SIUs not Sampled:	0
# of SIUs in Significant Noncompliance (SNC) with Pretreatment Standards:	2
# of SIUs in SNC with Reporting Requirements:	1
# of SIUs in SNC with Pretreatment Compliance Schedule:	0
# of SIUs in SNC Published in Newspaper:	3
# of SIUs with Compliance Schedules:	0
# of Violation Notices Issued to SIUs:	198
# of Administrative Orders Issued to SIUs:	0
# of Civil Suits Filed Against SIUs:	0
# of Criminal Suits Filed Against SIUs:	0
# of Categorical Industrial Users (CIUs):	22 (23) (see Note 1)
# of CIUs in SNC:	0
<u>Penalties</u> Total Dollar Amount of Penalties Collected:	0
# of IUs from which Penalties have been collected:	0

**TABLE 5**

(continued)

**NARRAGANSETT BAY COMMISSION****FIELD'S POINT DISTRICT****REVISED PRETREATMENT REPORT SUMMARY SHEET****January 1, 2021 through December 31, 2021**

<u>Local Limits</u>			
Date of Most Recent Technical Evaluation of Local Limits:		February 1, 2020	
Date of Most Recent Adoption of Technically Based Local Limits:		June 1, 2021	
<b>Pollutant</b>	<b>Category (see Note 3)</b>	<b>Limit (mg/L) (see Note 2)</b>	<b>MAHL (lbs/day) (see Note 2)</b>
Arsenic	31	0.40	2.89
	all others	0.02	
Cadmium	all	0.11	66.3
Chromium	all	2.77	238.7
Copper	all	1.20	129.2
Lead	all	0.60	111.9
Mercury	all	0.005	0.501
Nickel	all	1.62	71.0
Silver	all	0.43	191.4
Zinc	all	2.61	145.4
Cyanide	11 & 15	0.58	5.1
	all others	0.40	
BOD	14	5 (see Note 4)	85,714
	25, 28, 34 & 36	10 (see Note 4)	
	23 & 29	20 (see Note 4)	
	33	75 (see Note 4)	
	all others	300	
TSS	14	5 (see Note 4)	62,000
	25, 28, 34 & 36	10 (see Note 4)	
	23 & 29	20 (see Note 4)	
	33	75 (see Note 4)	
	all others	300	
Ammonia (see Note 5)	33	10 (see Note 4)	8,000
	all others	50	
Total Nitrogen (see Note 5)	33	10 (see Note 4)	12,000
	all others	115	

**TABLE 5**  
**(continued)**  
**NARRAGANSETT BAY COMMISSION**  
**FIELD'S POINT DISTRICT**  
**REVISED PRETREATMENT REPORT SUMMARY SHEET**

**Notes Regarding the Revised Pretreatment Report Summary Sheets**

- Note 1: Numbers in parentheses () reflect totals for users classified as significant for some time during the reporting period. Some of these companies are no longer classified as SIUs since they may have changed process operations or have ceased operations eliminating discharges to the sewer.
- Note 2: Local limits proposed in February 2020 became final and enforceable on June 1, 2021. The limits and MAHLs in the table are the limits in effect as of June 1, 2021.
- Note 3: Category descriptions can be found in CHAPTER III.
- Note 4: BOD, TSS, Ammonia and Total Nitrogen limits are in lbs/1000 gallons for these categories.
- Note 5: Ammonia and Total Nitrogen limits are seasonally enforceable from May 1<sup>st</sup> through October 31<sup>st</sup>.

**TABLE 6**  
**NARRAGANSETT BAY COMMISSION**  
**BUCKLIN POINT DISTRICT**  
**PRETREATMENT PERFORMANCE SUMMARY SHEET**

**1. General Information**

<b>Control Authority Name</b>	Narragansett Bay Commission
<b>Address</b> (treatment facility)	102 Campbell Avenue, East Providence, RI 02916
(main office)	1 Service Road, Providence, RI 02905
(pretreatment office)	2 Ernest Street, Providence, RI 02905
<b>Contact Persons</b>	Laurie A. Horridge, Executive Director
	Walter Palm, ES&C Director
	Kerry M. Britt, Pretreatment Manager
<b>Contact Telephone</b>	(401) 461-8848
<b>RIPDES Number</b>	RI 0100072
<b>Reporting Period</b>	January 1, 2021 - December 31, 2021
<b>Total Categorical Industrial Users</b> as of the date of this report (throughout the reporting period)	17 (18)
<b>Total Significant Non-Categorical IUs</b> as of the date of this report (throughout the reporting period)	12 (14)
<b>Total # Significant Industrial Users (SIUs)</b>	29 (32) (see Note 1)

**2. Significant Industrial User (SIU) Compliance**

	<b>Significant Industrial Users</b>	
	<b>Categorical</b>	<b>Non-Categorical</b>
1. # Of SIUs Submitting BMRs/# Required	3/3	6/6
2. # Of SIUs Submitting 90-Day Compliance Reports/# Required	0/0	1/1
3. # Of SIUs in SNC with Pretreatment Compliance Schedule/ # Required To Meet Schedule	0/0	0/0
4. # Of SIUs In Significant Noncompliance With Self-Monitoring Reporting Requirements and have not returned to compliance	0	0
5. # Of SIUs in SNC for Violating Effluent or Reporting Requirements and have <u>Not</u> had Adequate Enforcement Action by POTW	0	0
6. # Of SIUs in SNC with Reporting Requirements <u>At</u> <u>End</u> of Report Period	0	0
7. # Of SIUs in SNC With Effluent Requirements <u>At</u> <u>End</u> of Report Period	0	0



**TABLE 6**  
(continued)

**NARRAGANSETT BAY COMMISSION**

**BUCKLIN POINT DISTRICT**

**PRETREATMENT PERFORMANCE SUMMARY SHEET**

**3. Compliance Monitoring Program**

	<b>Significant Industrial Users</b>	
	<b>Categorical</b>	<b>Non-Categorical</b>
1. # Of Control Documents Issued/# Required	3/3	3/3
2. # Of SIUs Without Active (Expired) Permits	0	13/13
3. # Of SIUs With Permits Expired For 180 Days Or More	0	0
4. # Of Non-Sampling Inspections Conducted	64	70
5. # Of Sampling Visits Conducted	40	32
6. # Of Facilities Inspected (Nonsampling)	18	14
7. # Of Facilities Sampled	17 (see Note 3)	14
8. # Of SIUs (Both) Not Inspected And Not Sampled By POTW In Past 12 Months	0	0
9. # Of SIUs Not Sampled/Not Inspected By POTW In Past 12 Months	0/0	1 (see Note 2)
10. # Of SIUs in SNC with Self-Monitoring and Not Inspected and Not Sampled in the Past 12 Months	0	0

**TABLE 6**

(continued)

**NARRAGANSETT BAY COMMISSION**

**BUCKLIN POINT DISTRICT**

**PRETREATMENT PERFORMANCE SUMMARY SHEET**

**4. Enforcement Actions**

	Significant Users			Total All Users
	Categorical	Non-Categorical	Non-Significant	
1. Compliance Schedules Issued	0	0	0	0
2. Notices Of Violation Issued	90	113	519	722
3. Admin. Orders Issued	0	0	0	0
4. Combined Total Of Administrative Orders and Notices of Violation	90	113	519	722
5. Civil Suits Filed	0	0	0	0
6. Criminal Suits Filed	0	0	0	0
7. Combined Total of Civil and Criminal Suits	0	0	0	0
8a. Published IUs in SNC (See Newspaper Notice in Enforcement Chapter)	1	2	10	13
8b. Rate of IUs in SNC	1/18 = 5.6%	2/14 = 14.3%	N/A	N/A
9a. Amount Of Penalties Collected (Total Dollars/IUs Assessed)	\$0/0	\$0/0	\$0/0	\$0/0
9b. Amount of Penalties Assessed (Total Dollars/IUs Assessed)	\$0/0	\$0/0	\$0/0	\$0/0
10. # of IUs Subject to Any Enforcement Action	14	12	188	214
11. Other Actions (Sewer Bans, Etc.)	0	0	0	0

I certify that the information contained in the Pretreatment Performance Summary Sheet is complete and accurate to the best of my knowledge.

  
 AUTHORIZED REPRESENTATIVE

  
 DATE

**TABLE 6**  
**(continued)**

**NARRAGANSETT BAY COMMISSION**

**BUCKLIN POINT DISTRICT**

**PRETREATMENT PERFORMANCE SUMMARY SHEET**

**Notes Regarding the Pretreatment Performance Summary Sheets**

- Note 1: Numbers in parentheses () reflect totals for users classified as significant for some time during the reporting period. Some of these companies are no longer classified as SIUs since they may have changed process operations eliminating discharges to the sewer.
- Note 2: The categorical SIU that was not sampled by the NBC in 2020 discharges on a batch basis and decided to ship all process wastewater off-site for disposal in 2020. This was verified during inspections.
- Note 3: One non-categorical SIU, Maroon Group, LLC d/b/a Lincoln Fine Ingredients, was not sampled during the required 12-month period. The NBC sampled this facility on February 11, 2020 just prior to the NBC suspending sampling activities due to the COVID-19 pandemic. The company discharged on a batch basis and drastically reduced the frequency of batch discharges during 2020. There were no discharges during the final months leading up to February 11, 2021. Therefore a sample could not be collected. The company was able to be sampled twice in 2021.

**TABLE 7**

**NARRAGANSETT BAY COMMISSION  
BUCKLIN POINT DISTRICT  
REVISED PRETREATMENT REPORT SUMMARY SHEET**

**January 1, 2021 through December 31, 2021**

POTW Name:	Narragansett Bay Commission (NBC)
NPDES Permit #:	RI0100072
Pretreatment Report Period Start Date:	January 1, 2021
Pretreatment Report Period End Date:	December 31, 2021
# of Significant Industrial Users (SIUs):	29 (32) (see Note 1)
# of SIUs Without Control Mechanisms:	0
# of SIUs not Inspected:	0
# of SIUs not Sampled:	1 (see Note 2)
# of SIUs in Significant Noncompliance (SNC) with Pretreatment Standards:	3
# of SIUs in SNC with Reporting Requirements:	0
# of SIUs in SNC with Pretreatment Compliance Schedule:	0
# of SIUs in SNC Published in Newspaper:	3
# of SIUs with Compliance Schedules:	0
# of Violation Notices Issued to SIUs:	203
# of Administrative Orders Issued to SIUs:	0
# of Civil Suits Filed Against SIUs:	0
# of Criminal Suits Filed Against SIUs:	0
# of Categorical Industrial Users (CIUs):	19
# of CIUs in SNC:	1
<u>Penalties</u> Total Dollar Amount of Penalties Collected:	\$0
# of IUs from which Penalties have been collected:	0

**TABLE 7**

(continued)

**NARRAGANSETT BAY COMMISSION****BUCKLIN POINT DISTRICT****REVISED PRETREATMENT REPORT SUMMARY SHEET****January 1, 2021 through December 31, 2021**

<u>Local Limits</u>			
Date of Most Recent Technical Evaluation of Local Limits:		February 21, 2020	
Date of Most Recent Adoption of Technically Based Local Limits:		June 1, 2021	
<b>Pollutant</b>	<b>Category</b> (see Note 4)	<b>Limit (mg/L)</b> (see Note 3)	<b>MAHL (lbs/day)</b> (see Note 3)
Arsenic	All	0.03	0.37
Cadmium	all	0.11	12.3
Chromium	all	2.77	55.3
Copper	all	1.20	42.9
Lead	all	0.69	31.6
Mercury	all	0.06	0.521
Nickel	11 & 15	1.62	8.4
	All others	0.5	
Silver	all	0.40	11.1
Zinc	all	1.67	37.7
Cyanide	11 & 15	0.50	5.1
	all others	0.40	
BOD	14	5 (see Note 5)	59,420
	25, 28, 34 & 36	10 (see Note 5)	
	23 & 29	20 (see Note 5)	
	33	75 (see Note 5)	
	32	570 (see Note 5)	
	all others	300	
TSS	14	5 (see Note 5)	58,440
	25, 28, 32, 34 & 36	10 (see Note 5)	
	23 & 29	20 (see Note 5)	
	33	75 (see Note 5)	
	all others	300	
Ammonia (see Note 6)	33	10 (see Note 5)	7,440
	32	300 lbs/day	
	all others	50	
Total Nitrogen (see Note 6)	33	10 (see Note 5)	7,440

**TABLE 7**  
**(continued)**  
**NARRAGANSETT BAY COMMISSION**  
**BUCKLIN POINT DISTRICT**  
**REVISED PRETREATMENT REPORT SUMMARY SHEET**

**Notes Regarding the Revised Pretreatment Report Summary Sheets**

- Note 1: Numbers in parentheses () reflect totals for users classified as significant for some time during the reporting period. Some of these companies are no longer classified as SIUs since they may have changed process operations or have ceased operations eliminating discharges to the sewer.
- Note 2: The categorical SIU that was not sampled by the NBC in 2020 discharges on a batch basis and decided to ship all process wastewater offsite for disposal in 2021. This was verified during inspections.
- Note 3: Local limits proposed in February 2020 became final and enforceable on June 1, 2021. The limits and MAHLs in the table are the limits in effect as of June 1, 2021.
- Note 4: Category descriptions can be found in CHAPTER III.
- Note 5: BOD, TSS, Ammonia and Total Nitrogen limits are in lbs/1000 gallons for these categories.
- Note 6: Ammonia and Total Nitrogen limits are seasonally enforceable from May 1<sup>st</sup> through October 31<sup>st</sup>.

## ***II. PROGRAM ADMINISTRATION***

## **RIPDES Permit Numbers**

On September 29, 2017, the Rhode Island Department of Environmental Management (DEM) issued new or revised RIPDES permits to both Field's Point and Bucklin Point facilities. The final permits became effective on December 1, 2017. The RIPDES permit number for Field's Point is RI0100315 and the RIPDES permit number for Bucklin Point is RI0100072. These permits specified the stringent seasonal total nitrogen limits of 5.0 ppm of both facilities. In addition to specifying the nitrogen permits limits the new permits also imposed many new requirements including requirements dealing with climate change resiliency and public notification. The NBC requested and received a stay of several new requirements. Throughout 2018, the NBC worked with DEM to resolve these issues. In January 2019, the NBC and DEM entered into a Consent Agreement (CA), RIA-424. The CA addressed the new stringent limits and other requirements that had been stayed in 2018. On March 20, 2019 DEM issued final permit modifications for both facilities. Further discussion on the permits can be found in CHAPTER V.

## **Personnel**

The control and reduction of toxic and nuisance discharges to the sewer system falls under the Environmental Science and Compliance (ES&C). The ES&C Division works closely with and relies upon the resources of many other NBC sections to achieve its goal of protecting the two NBC treatment facilities and ultimately Narragansett Bay. From the wastewater operators that report unusual influents to the legal staff that issues escalated enforcement actions against violators, environmental protection is a team effort at the NBC. The organizational plan for the NBC is provided in FIGURE 2, while the organizational plan for the ES&C division is provided in FIGURE 3.

The ES&C Division consists of the Pretreatment, Environmental Monitoring (EM), Laboratory, and Technical Analysis & Compliance (TAC) sections. ES&C is responsible for developing, implementing, and performing source reduction and control activities and programs for the NBC. The Pretreatment Section works to control the discharge of toxics through regulatory and user educational mechanisms, while the Pollution Prevention staff within the TAC Section achieve pollutant reductions through user education efforts and by providing free technical assistance. Both sections rely upon the services and expertise of the EM and Laboratory Sections. The EM Section conducts user, river, treatment facility, and manhole monitoring activities and is responsible for logging and preparing data reported on samples analyzed by the Laboratory Section. The TAC section analyzes all types of data and submits regulatory reports necessary to ensure agency compliance.

During 2021 there were two personnel changes in the Pretreatment Section. The first change occurred in March when Rosalina Fascitelli filled the vacant Pretreatment Clerk position. The second change occurred when Brian Steere vacated his Pretreatment Technician position for a position in the private sector. The vacant Pretreatment Technician position was filled by Domenic DiMasi in November.



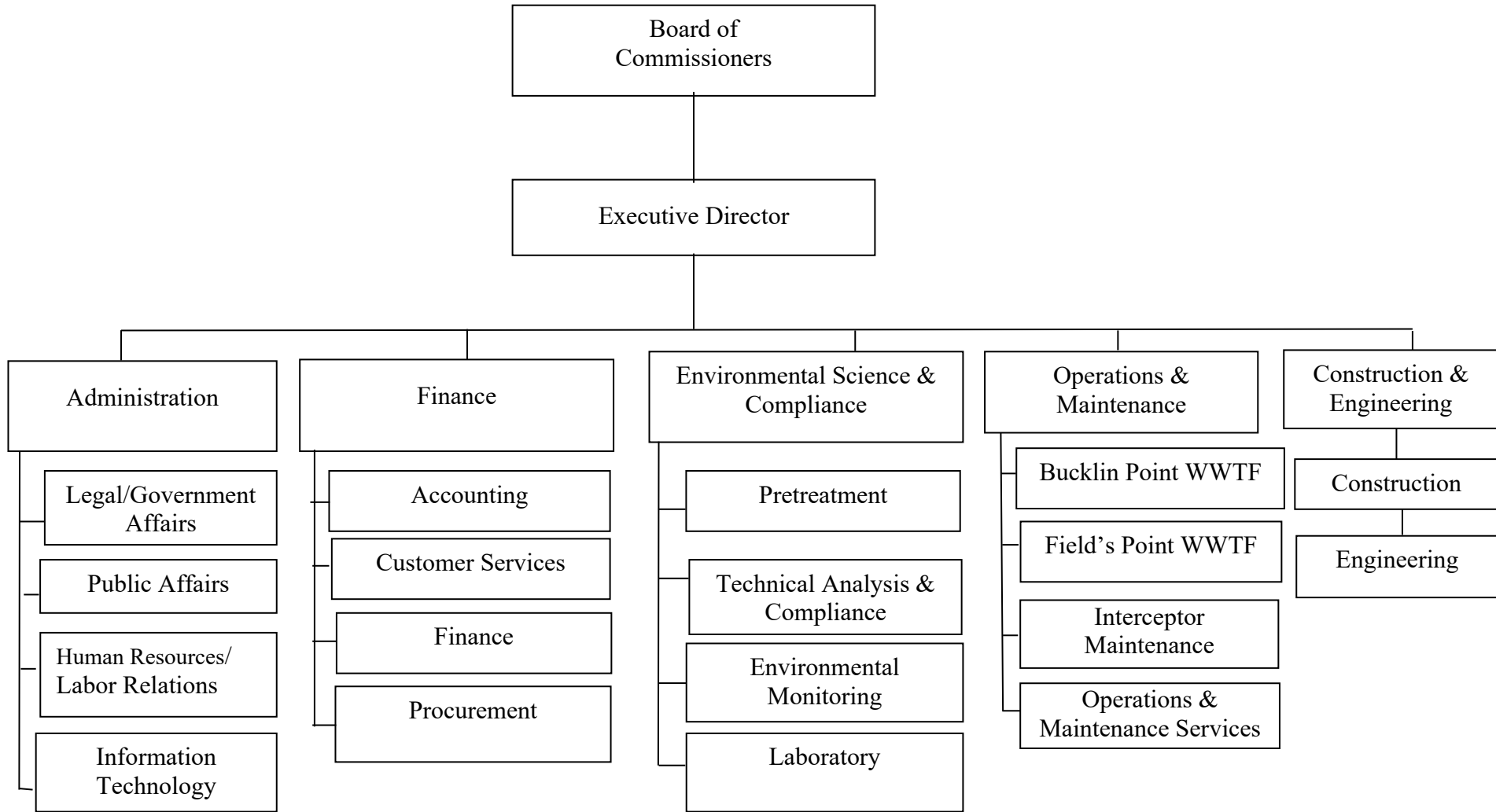
There were three personnel changes in the Environmental Monitoring Section in 2021. The first personnel change occurred when Coby Koehler vacated his Environmental Monitor position in March. This vacant position was filled by Jeffrey O'Keefe in June. The second change occurred in June when Ashley Petteruto accepted a position in the Legal Section vacating her Environmental Monitoring Clerk position. Kaitlyn Benoit filled the vacant Environmental Monitoring Clerk position in August. The final personnel change also occurred in June when Rebecca Songolo vacated her Monitoring Field Supervisor position. The vacant Monitoring Field Supervisor position was filled by Tyler Bissonnette in August.

In January 2022 Tom Uva retired from his position as the Director of the Environmental Science & Compliance Division after 36 years. Walter Palm assumed this position in January.

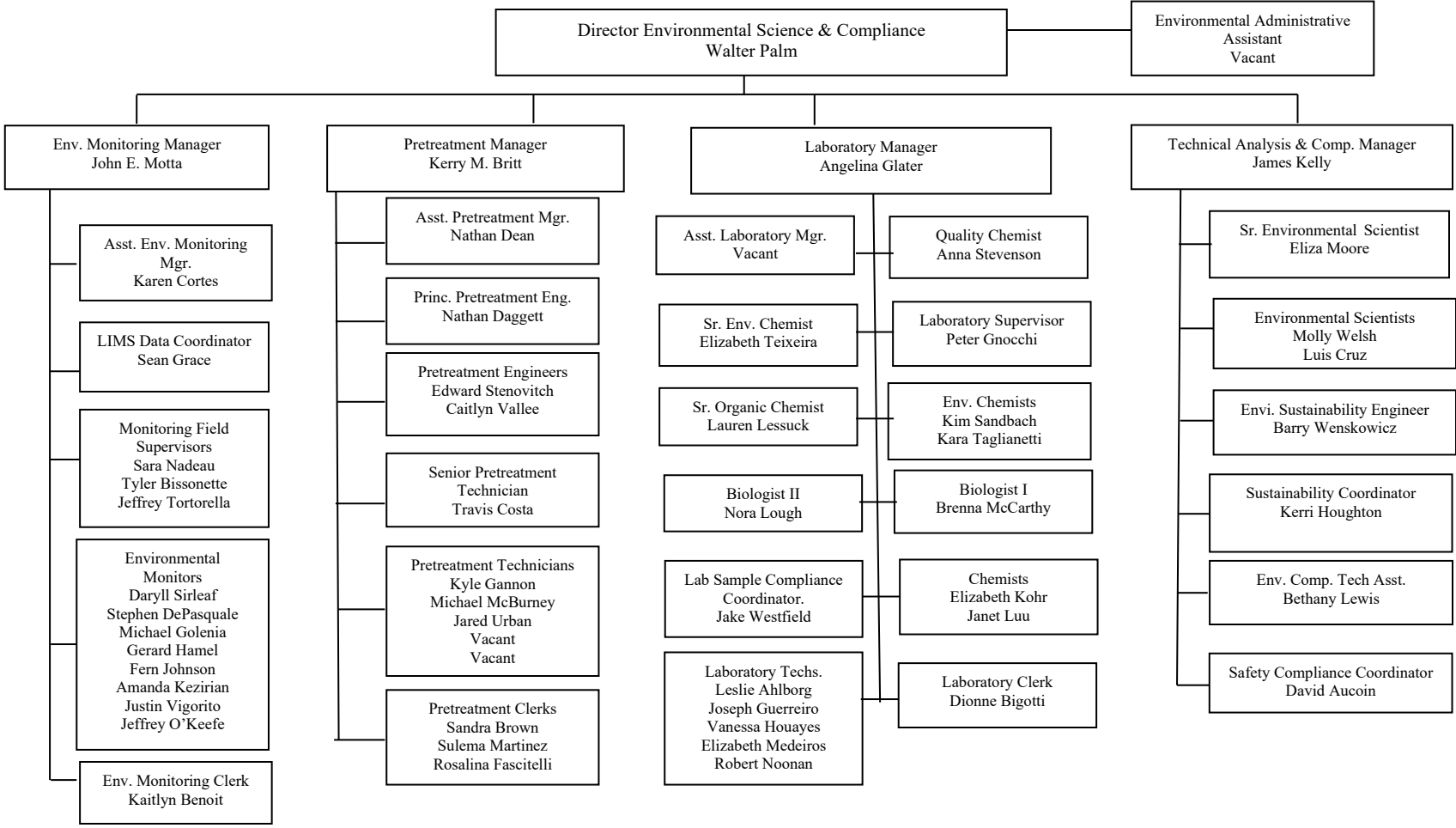
The Laboratory experienced two personnel changes in early 2022. The first change occurred in January when Walter Palm assumed the position of Director of the Environmental Science & Compliance Division vacating his Laboratory Manager position. Angelina Glater filled the vacant Laboratory Manager position in the end of January 2022 vacating her Assistant Laboratory Manager position. The vacant Assistant Laboratory Manager position will be filled in early 2022.

There was one personnel change in the Technical Analysis & Compliance Section in 2021. Kimberly Kirwan accepted a position in the Finance Division in September 2021 vacating her Environmental Administrative Assistant position. This vacant position will be filled in early 2022.

**FIGURE 2**  
**Narragansett Bay Commission**



**FIGURE 3**  
**Narragansett Bay Commission**  
**Division of Environmental Science & Compliance**  
**March 15, 2022**



## **Staff Training**

The NBC provides extensive training to its employees and has a tuition reimbursement program to assist employees in furthering their education. During 2021, staff received training by attending seminars, workshops and classes in many areas including safety, technical and office productivity.

The NBC places a high value on the safety of its employees. Therefore safety training is provided to all personnel and in many cases this training is mandatory for certain positions. The following lists the safety trainings provided in 2021:

- Environmental Health & Safety Awareness
- HazCom/Right-to-Know Training
- Healthy Back, Slips, Trips and Falls
- Occupational Hearing Safety
- Confined Space Entry Training
- Boating Safety Training
- Gas Meter Training
- Active Shooter & Workplace Violence
- Workzone Safety Training
- Infectious Materials Exposure Control
- Program Training
- CPR/AED/First Aid
- COVID-19 Pandemic Response

To ensure that staff can adequately perform their job functions, specialized technical training is provided. Staff often suggests topics for training. The following is a list of the technical trainings provided to Pretreatment, EM, TAC and Laboratory personnel during 2021:

- Spill Tracking
- 8-Hour HAZWOPER Refresher Training
- Spill Prevention Control & Countermeasures Plan/Storm Water Management Plan Training
- Pretreatment 101
- Map Reading
- Electrostatic Sprayer Training
- Seabird Training
- Brewery Wastewater Fundamentals
- 40 hr HAZWOPER Training
- Sonde 2-pt Total Algal Calibration



ES&C staff is encouraged to attend conferences and workshops to educate themselves on current and emerging issues in the wastewater and environmental fields. The technical conferences and workshops that were attended in 2021 are as follows:

- 2021 National Association of Clean Water Agencies (NACWA) Pretreatment & Pollution Prevention Virtual Conference
- 2021 New England Regional Pretreatment Coordinators Association Virtual Conference
- EBC Emerging Contaminants & Water Resources: PFAS in Wastewater Surface Water and Biosolids – The Next Big Thing?
- NEBRA Webinar: Optimizing Anaerobic Digestion
- New England Water Environment Association (NEWEA) Annual Meeting
- PFAS State of the Union: A Look at What is to Come in 2021

- PFAS Webinar: Let's Talk About PFAS
- Role of Oysters in Coastal Nitrogen Cycling in Narragansett Bay
- EPA Webinar: Innovative Treatment Technologies on PFAS Destruction Technologies
- The Future of Coastal Megaprojects
- Techniques & Tools to Control Biological Nutrient Removal
- Coastal Resilience Funding Opportunities for Rhode Island
- Detecting the Next Harmful Algal Bloom
- National Monitoring Conference
- COVID-19 Wastewater Surveillance Symposium: A Global Update
- New England Estuarine Research Society/Atlantic Estuarine Society Spring Meeting
- Rhode Island Environmental Monitoring Collaborative Spring Meeting
- US EPA & New England States: Water & Wastewater Leadership
- New England Water Sector Cyber Security Forum
- How to Boost Biogas Production and Revenue
- Sampling Collecting Best Practices
- Metals Analysis Evolution - Basic Principles to the Latest in Trace Metals
- Interpreting Your Biobot Data
- Potable Water Reuse Research
- Metals Speciation
- Cognitive & Perceptual Barriers to Green Infrastructure: Local Decision Making in Rhode Island
- Potentially Problematic PFAS Impacts in Solid Waste
- WRF Tech Link: Smart Monitoring & Data Analytics
- Tracking Bacteria in Storm Water Runoff Dry and Wet Weather
- A Changing Narragansett Bay: Exploring Changes to Eutrophication and Fin Fish Communities with a Focus on Mount Hope Bay
- Coping with Change: Regulations, COVID and Climate Change
- Chemical Transformation Simulator: To Predict PFAS Metabolites and Environmental Transformation Products
- PFAS in Biosolids Under a Land Application Scenario: Biotic Weather Leaching and Transport
- Freshwater Explorer: Interactive Map of Water Quality
- High Temperature Pyrolysis
- PFAS Update - Shifting Regulatory Tides in the Ocean State
- Cleaner, Better, Faster, Stronger: Industrial Adoption of Renewables
- Coastal and Estuarine Research Federation Annual Conference
- PFAS Strategic Roadmap - EPA Commitments to Action: 2021-2024
- PFAS Sampling & Analysis - Do You Really Have the Complete Picture
- Resource Recovery: Sludge and Biosolids Management
- The Story of Plastic Pollution: From Scientific Evidence to Policy
- Sharing Science for Shellfish Farming
- Plastic and Marine Pollution Panel: Science and Solutions

The NBC provides 40-Hour HAZWOPER training to all new Pretreatment, EM, TAC and Laboratory personnel. The 40-hour training program is required by OSHA of all emergency response personnel that may be first responders to chemical spills or who may work at hazardous waste sites. This training includes hands-on use of Self - Contained Breathing Apparatus (SCBA) equipment, respirators, personal protective equipment, air and water monitoring equipment, etc. Staff members were instructed in First Aid, CPR, confined space entry, hazardous waste handling, toxicology and spill and hazardous waste site control and coordination.



An eight hour HAZWOPER recertification training session is provided annually to Pretreatment, EM, TAC and Laboratory personnel that have previously completed the 40-hour HAZWOPER training program. The eight hour recertification training session is required by OSHA annually as a refresher class. The recertification program covers many topics, such as incident command, confined space entry, spill tracking, boom deployment, personal protective equipment, use of air monitoring equipment, CPR/AED and first aid.

In order to ensure productivity remains efficient and of high quality, staff participate in many administrative trainings. The trainings that staff participated in during 2021 are as follows:

- Excel
- New Computer Training
- Sexual Harassment: Prevention & Response
- Leadership Essentials
- Hansen Training
- Oracle Financial System
- Microsoft Office
- Word
- Online Security Awareness Training
- Unpaid Invoices
- Polycom Phone Training
- Sample Manager Training
- COVID-19 Rapid Test Training
- Spot the Phish

In addition to attending trainings, workshops and seminars, ES&C staff also provide technical training for other sections of the NBC as well as assist other agencies with developing and training on inspection skills. The following trainings were conducted by ES&C staff in 2021:

- Kerry Britt, Pretreatment Manager, conducted the required annual Spill Prevention, Control & Countermeasures Plan/Storm Water Management Plan training in November and December respectively to Bucklin Point and Field's Point treatment plant personnel.

## **NBC Toxics Reduction, Control and Monitoring Program Budgets**

The NBC is committed to protecting the two wastewater treatment facilities and Narragansett Bay from toxic discharges. This pledge to protect the environment is evidenced by NBC continued commitment to ensure adequate staffing and funding levels for the ES&C Division as necessary to ensure environmental protection. The ES&C Division budget for fiscal year 2022 (FY22) was \$6,358,948. The FY22 ES&C Division budget allocated \$5,429,532 or 85.4% to personnel costs.

The approved FY22 Pretreatment budget was \$1,238,427, a 2.1% decrease from the FY21 budget of \$1,264,871. The FY22 Pretreatment budget allocated 97.1%, or \$1,202,977, to personnel costs.

The budget for the EM Section in FY22 was \$1,642,273 of which 85.7% or \$1,406,623 was attributed to personnel expenses. The FY22 EM budget decreased by 5.9% from the previous year.

The approved TAC budget for FY22 was \$957,721. The approved FY22 Laboratory budget was \$2,520,527. Personnel costs associated with the TAC, and Laboratory budgets were 92.8%, and 76.6% respectively.

In 1983, the R.I. General Assembly passed Public Law 1983, Chapter 235 which required that the NBC begin direct billing of sewer users effective July 1, 1985 and that all sewer use rates be subject to review and approval by the RI Public Utilities Commission (PUC). On July 1, 1995, a new permit fee rate structure approved by the PUC became effective to ensure recovery of Pretreatment costs. These rates were increased in 2003 in accordance with a PUC Rate hearing. After completing a study in 2019 it was determined that the annual permit fee structure was no longer needed. The consumption rates for industrial and commercial users were slightly increased and permit application fees were implemented to ensure the Pretreatment Program is adequately funded. The rates and fees were approved by the PUC and went in to effect on July 1, 2019. In 2021, \$75,540 in application fee was collected. The application fee structure is provided in CHAPTER III.

## **Pretreatment Information Management Computer System**

The Pretreatment software system was completely developed in-house by the NBC Information Technology (IT) Section. User Wastewater Discharge Permits and Zero Process-Sanitary Discharge Permits are uploaded to the Pretreatment System and can be viewed on all desktop computers. The software also allows entry of photographs of users sampling locations, pretreatment systems and surveillance manholes to be uploaded to the system. The Laboratory purchased and implemented a new Laboratory Information Management system (LIMS) in 2012. IT staff wrote a program to ensure LIMS would interface with the Pretreatment system to ensure there was no loss in data transfer. During 2021, IT staff rewrote the interface program in response to upgrades that were made to LIMS.

Throughout 2021 Pretreatment and IT staff continued to optimize the Pretreatment System which had been upgraded in 2016. The upgrade improved the functionality and efficiency. The upgraded system can be accessed on the iPads. In addition staff can access mapping apps directly from the software. During 2022 Pretreatment staff will continue to work with IT to enhance the system. These enhancements include pages to track manhole data, grease control program data and industrial area inspection data.

In August 2020, DEM gave preliminary approval for local limits that include mass-based limits. Pretreatment and IT staff began working on upgrading the Pretreatment System to be able compare analytical results submitted by users to the new limits. The NBC Rules and Regulations were revised to incorporate the new local limits. The revisions were approved by DEM and the Rhode Island Secretary of State's Office and became final and enforceable on June 1, 2021. The upgrades to the Pretreatment System were in place and functioning when the new local limits became enforceable.

The Pretreatment software system was developed to track the requirements specified by the DEM in the RIPDES permits issued to the NBC. The Pretreatment software package has the following capabilities:

- Ability to track users in multiple drainage districts with different local limits and analyze the user data either separately or collectively.
- Ability to create a file for each user containing information pertinent to the user such as company name, address, permit number, company contacts, compliance status, solvents and chemicals used, user classification, user category, water usage, permit history, inspection history, the key manhole that the user discharges to, sample locations, monitoring requirements, reporting requirements, etc.
- Automatically generate form letters, based on data entered into the system, to notify users that are not meeting standards or have failed to submit monitoring results and certifications.
- Subroutines that summarize compliance monitoring and other user requirements and print the data in a format suitable for inclusion in the annual report.
- Maintain a user requirements file for tracking of user compliance with administrative orders, compliance schedules, submittal due dates, and other requirements that are issued to users to ensure that user requirements are met on time. Notices of Violation are generated automatically to notify the user of noncompliance with specified deadlines.
- Ability to maintain files of NBC and EPA pretreatment standards and compare monitoring results with these standards to automatically generate a Notice of Violation form letter notifying user of Failure to Meet Standards.

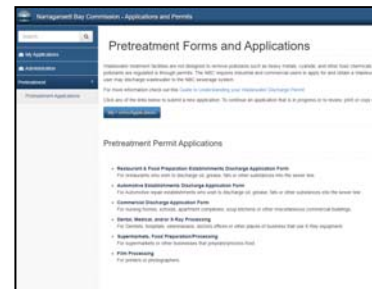


- Subroutines to review monitoring data to determine a user's compliance with standards for any time period specified. These subroutines are used to determine the "List of Firms in Significant Non-Compliance" for exceeding discharge standards 66% of the time or the EPA TRC value of 1.2 times the standard for metals and cyanide and 1.4 times the standard for oil and grease, biochemical oxygen demand and total suspended solids 33% of the time.
- Ability to send out mailings to specific users or various categories or classifications of users to notify them of changes in standards, requirements, etc.
- Subroutines that allow input, output, tracking and maintenance of a list of all inspections performed and the type of the inspection conducted for any specified reporting period.
- Ability to run an "EPA Counts" program that will review and analyze all user data for any specified time period and print out pertinent data that must be routinely reported to the EPA and the local control authority.
- Subroutines that track worker performance, such as number of inspections and meetings conducted, permits written, number of active assigned users, and the number of days required by the worker to process user submittals.
- Ability to enter industrial and sanitary manhole monitoring data and create reports based upon this data.
- Ability to track and print out any changes in user classification from significant to non-significant status or vice versa, the date of the change, and the engineer that made the change.
- Ability to print out a report of all companies with the number of batch, non-batch, and pH violations for any specified reporting period.
- Ability to print out a list of all companies indicating the number of months since the last sampling or non-sampling inspection.
- Subroutines that track the number of user parameter violations and analyze and track pollutant loadings for various classes of users.

In 2018 the software system was programmed to give Pretreatment staff the ability to enter schedules to track the submittal of required certifications including Certification of No Discharge, Certification of Compliance with Dental Amalgam Best Management Practices, Meter Calibration Certification and Cooling Tower Chemical Certification. Prior to this programming being put online, staff had to track these submittals by using other methods and custom tailor computer generated Notices of Violation if necessary.

In 2013 iPads were purchased for Pretreatment technical staff. The purpose of using this technology is to improve efficiency throughout the inspection process. Pretreatment staff continued to use inspection checklists developed for the iPad during 2021. These checklists are completed in the field and downloaded to SharePoint so that the documents can be efficiently processed at the office for inclusion in the user file. With the use of the iPad, staff can now take pictures in the field and email them to supervisors back in the office as well as being readily attached to the inspection reports. In 2018 computer applications were uploaded to the inspection iPads which allowed staff to access the Pretreatment computer tracking system went out in the field.

In 2018 the NBC requested and received a minor modification to the Pretreatment Program to allow electronic signatures on permit applications. Throughout 2020, Pretreatment and IT staff worked on the development of a webpage where facilities will be able to complete and submit permit applications online. In 2020, six permit applications were uploaded to the webpage. One application (Restaurants & Food Preparation Establishments) has been successfully tested by companies needing to apply for permit renewals. The remaining applications are in the process of being debugged. This project was put on hold during 2021 so that the Pretreatment System could be upgraded to accommodate the new local limits. The webpage should go live in 2022. Pretreatment and IT staff will convert the remaining applications so they can be uploaded to the webpage.



## **Public Information and Education Methods**

One of the most effective means of ensuring user compliance is through continued user education regarding environmental problems, NBC programs and ever-changing regulations. The NBC is committed to user education and public information. The NBC Public Affairs Office, in conjunction with Pollution Prevention and Pretreatment staff continually inform users of various NBC activities. The NBC uses several means for providing public education about the goals, requirements, and accomplishments of the NBC source reduction and control programs. These include the following:

- Mailings to users informing them of pretreatment requirements;
- Newspaper and Magazine Articles, Public Notices, and various NBC newsletters;
- Development and distribution of educational fact sheets and technical bulletins;
- Public Meetings, Workshops, and Hearings;
- Displays at Public Events;
- Social Media outlets, such as Facebook, Instagram and YouTube;

During the past twelve months, the NBC used all of these means to keep users and the community informed of the requirements, activities and accomplishments of the NBC source reduction and control program. Activities in each of the above-listed categories are described in the following paragraphs.

**Mailings**

During 2021, the NBC sent fourteen informational letters to various categories of regulated users located in the two districts. TABLE 8 describes each of these informational letters.

**TABLE 8  
2021 Informational Letters**

<b><u>Issue Date</u></b>	<b><u>Description</u></b>
January 19, 2021	This letter was issued to companies that will be required to comply with the proposed mass-based limits for Ammonia (NH <sub>3</sub> ), Biochemical Oxygen Demand (BOD), Total Nitrogen (TN) and Total Suspended Solids (TSS). The letter detailed the limits and invited them to attend a webinar to explain how to determine compliance with the limits.
January 27, 2021	Two letters, one to Field’s Point companies and one to Bucklin Point companies, were issued to all permitted users informing them of the proposed changes to the NBC Rules and Regulations. The letter further informed them of the public comment period.
February 18, 2021	This letter was sent to all permitted users announcing the 26 <sup>th</sup> annual Environment Merit Awards and invited them to nominate themselves for an award.
March 2, 2021	This letter was issued to all SIUs notifying them they were classified as SIUs during 2020. This letter reminded these companies of the reporting requirements outlined in 40CFR§403.12.
March 8, 2021	This letter was issued to all SIUs congratulating the 22 companies that achieved perfect compliance for the 2020 review period.
March 10, 2020	This letter was issued to all industrial users and notified them of EPA SNC criteria used by the NBC and outlined permitting and reporting requirements.
April 8, 2021	This letter was issued to all industrial users published as being in Significant Non - Compliance (SNC) on February 25, 2021. An invoice for their portion of the notice was included with the letter.

## **TABLE 8**

### **2021 Informational Letters (cont'd)**

May 18, 2021	Two letters, one to Field's Point companies and one to Bucklin Point companies, were issued to all permitted users informing them the revisions to the Rules and Regulations were approved by DEM and the Secretary of State's Office. A table outlining the new local limits was included with the letter. The companies were required to replace the table of local limits included with their permit with the revised table.
June 3, 2021	This letter was sent to all industrial users notifying them prohibited substances should not be discharged to the sewer system during the holiday shut down and clean-up operations. The letter warned users that civil and criminal penalties would be strictly enforced against violators caught illegally dumping.
October 5, 2021	This letter was issued to all facilities utilizing #4, #5 or #6 fuel oil. The letter recommended the companies inspect their heating systems prior to seasonal start-up the system to prevent accidental releases of fuel oil to the sewer.
November 16, 2021	This letter was sent to all industrial users notifying them prohibited substances should not be discharged to the sewer system during the holiday shut down and clean-up operations. The letter warned users that civil and criminal penalties would be strictly enforced against violators caught illegally dumping.
December 29, 2021	This letter was issued to all permitted septage haulers to transmit vehicle identification stickers and notify them discharges would not be permitted without a valid sticker.

#### **Newspaper and Magazine Articles, and Public Notices and the NBC Newsletter**

The NBC routinely issues press releases on its activities and discusses events relating to pretreatment and other environmental matters with reporters. Articles pertaining to the NBC have appeared in newspapers and magazines over the past year relating to:

- Educational workshops, meetings and articles by the Pretreatment and TAC Sections;
- Articles regarding NBC personnel;
- NBC Progress on Combined Sewer Overflow (CSO) project;
- Public and community outreach projects;
- Capital Improvements for NBC facilities;
- Water Quality;
- Permitting Issues;

- NBC Energy Projects.

Copies of each of the aforementioned newspaper and magazine articles are provided in ATTACHMENT VOLUME I, SECTION 1. The NBC also published numerous Public Notices regarding the following topics:

- Public Notice listing the names of firms in Significant Non-Compliance;
- Public Notice listing the names of Significant Industrial Users in Perfect Compliance;
- Public Notice announcing the NBC Environmental Merit and Regulatory Compliance Award winners;
- Public Notices of Rate Filing and Public Hearings regarding various NBC projects and informational meetings.

In addition to public notices, newspaper and magazine articles, the NBC also publishes notices requesting proposals and qualifications, issues press releases, publishes bill inserts which are sent to all permitted users, and develops educational brochures and fact sheets. The NBC bill inserts inform the users of various NBC activities including: improvements at the treatment facilities, billing activities, reductions in toxic loadings, water conservation, and pollution prevention. Copies of the 2021 public notices and NBC newsletters are included in ATTACHMENT VOLUME I, SECTION 1.

### **Public Relations & Outreach Events**

Public participation and outreach has played an essential part of fulfilling the challenging goal of increasing public awareness and understanding of wastewater treatment. A summary of this year's highlights include:

- *Facility Tours* – Public tours were suspended in March 2020 due to the COVID pandemic. However, in the spring of 2021, a limited number of socially-distanced tours were allowed. These visitors ranged from school children to university students to engineers. The NBC also created a virtual tour of the treatment plants on YouTube (<https://www.youtube.com/watch?v=WN25vVYeLII&t=222s>) to bring the tour experience to anyone with an internet connection.
- *Maintaining a Presence on the World Wide Web (www.narrabay.com)* - To further improve communications with our customers, the NBC continued to enhance its website. Performance Statistics relating to the NBC Combined Sewer Overflow (CSO) and wind turbine projects are regularly updated on the site. Full documentation of the re-evaluation stakeholders process for Phase III of the CSO Project was published on the website as well. The NBC continued weekly updates of its award-winning water quality website “Snapshot of Upper Narragansett Bay”. This website contains fact sheets, monitoring and data reports regarding water quality. The public is able to easily download all NBC receiving water monitoring data. In 2021, the NBC launched a website dedicated to the CSO Phase III project at RestoredWatersRI.com

- *Advocacy for Clean Water* - In 2021, the NBC worked with over 1,600 wastewater treatment facilities nationwide to advocate for federal funding for clean water infrastructure. In response to the COVID pandemic, the NBC worked closely with the Rhode Island Congressional delegation, presenting the municipal perspective on the importance of an affordable and sustainable solution to our clean water requirements. These efforts resulted in key provisions in the Infrastructure Investment and Jobs Act, which passed Congress with bipartisan support in November.
- *Teaching Children About Water Conservation and Wastewater Treatment* - During 2021, the NBC continued to work with area schools to educate children about the impacts of pollution on water quality, using distance learning when necessary. During the 2020-2021 school year the NBC worked with seven schools and 400 students. The program named NBC Watershed Explorers Program, used a hybrid approach of in-person and on-line instruction, incorporating a daily blog, journal writing and awarding student achievement badges. In 2007, the program won a national public education award from the NACWA.
- *Celebrating the Importance of Narragansett Bay* - For the twenty-seventh year, the NBC sponsored its annual poster contest for elementary school students in kindergarten through sixth grade. Participation in the annual contest bounced back from 2020's low participation (due to COVID) and several young artists enthusiastically illustrated clean water themes with colorful, original depictions of the importance of our water resources. Winners received a prize and had their artwork showcased in a 2022 calendar.
- *Student Internships* – Due to the COVID pandemic, the NBC was not able to continue its tradition of opening its doors to provide experiential education opportunities for local high school and college students at the same level as previous years. This year, students gained practical hands-on experience laboratory procedures.
- *Career Opportunities Outreach* - Through the efforts of the NBC Affirmative Action Committee, the NBC delivered career day presentations to students in Providence.
- *Supporting Community Programs* - Each year, the NBC solicits funding ideas from employees and the public for the monies collected from environmental violators. This year, 17 community organizations were awarded Earth Day clean-up grant funds to support local efforts.
- *Honoring Industrial and Commercial Users for Environmental Performance* – In 2021, the NBC recognized 22 companies in the service district with Environmental Merit Awards for Perfect Compliance with regulatory requirements. Due to the COVID pandemic, the annual Environmental Merit Awards Breakfast was not held this year. Additional information regarding this program is provided in CHAPTER VII.

- *Keeping Our Stakeholders Informed* - The NBC Facebook page, and Instagram continue to offer up-to-the-minute information on construction, water quality monitoring, and public events. With the launch of the CSO Phase III-specific website RestoredWatersRI.com, the NBC included informational videos on the project needs, scope, and benefits. In addition, the NBC continued to make available its 22-minute DVD about the CSO Project, entitled *The Biggest Project You'll Never See* and the 30-minute DVD about the NBC *Environmentalism at Work*. The DVDs are available free to the public and streamed on NBC's YouTube Channel.
- *Celebrating the Connection Between Clean Water and Green Energy* – In 2021, approximately 77% the energy used by the NBC was generated by the three 1.5 megawatt wind turbines, located at Field's Point, three NBC owned wind turbines, located in Coventry, RI and solar arrays in Richmond, RI. The wind turbines serve a visual reminder to all Rhode Islanders of the NBC leadership in sustainable energy and clean water.
- *Bi-lingual Information* – During 2021, the NBC continued distributing Spanish language versions of its billing and collections information.
- *Casual Days* - Throughout the year, the NBC continued to participate in a casual day program. The proceeds benefited various local and state organizations, such as the Special Olympics and The American Cancer Society.
- *State Employee Charitable Appeal* - NBC employees participated in the 2021 State Employees Charitable Appeal (SECA) and raised over \$10,000 for a host of worthwhile, appreciative charitable organizations.
- *Enhanced YouTube Channel* - In 2021 the NBC enhanced its YouTube channel with a virtual WWTF tour and informational videos on CSO Phase III. The channel also features benthic monitoring videos, the NBC Osprey Cam which tracks the birth of young osprey in nests located at the Bucklin Point treatment plant. In addition, the NBC feature video as a Utility of the Future can be found on the channel.
- *Residential Grease Control Program* – In 2020, the NBC expanded upon its award-winning campaign to educate school children on the impacts of cooking grease on the sewer system and how to dispose of it. Mr. Can vs. the Wicked Wipes became the next chapter in the Mr. Can series continued to be a part of the NBC Watershed Explorer Program. The chapter new underscores the importance of NOT flushing disposable wipes, and issue that gained even more importance in COVID times.




## **NBC Speakers Bureau**

The NBC has a well-established Speakers Bureau to address the many requests received to speak at schools, workshops and meetings, both locally and nationally. During 2021, NBC personnel gave many presentations to educate public and professional organizations about the NBC and its programs and accomplishments. The following paragraphs detail these activities:

### ***Pretreatment Presentations***

#### ***~Narragansett Bay Commission – Mass Based Limits Tutorial***

On January 27, 2021, Kerry Britt, Pretreatment Manager, conducted a webinar for all permitted users that would be required to comply with the proposed mass-based limits. The webinar educated the companies on how to compare their analytical results in mg/l to the mass-based limits which are in lbs/1000 gallons.



#### ***~National Association of Clean Water Agencies (NACWA)***

The 2021 NACWA Pretreatment and Pollution Prevention Conference was held virtually due to the COVID pandemic on May 17 through 20, 2021. Kerry Britt, Pretreatment Manager, participated in a panel discussion entitled Breaking Down Barriers: EPA, States and POTWs and Co-Regulators and acted as a facilitator.

#### ***~New England Regional Pretreatment Coordinators Association (NERPCA) Conference***

The 2021 NERPCA conference was held virtually due to the COVID pandemic on October 27 and 28, 2021. During the conference, Kerry Britt, Pretreatment Manager, participated on a panel on Inspection Tips and Tools. In addition, she led the NERPCA business meeting.

#### ***~Rhode Island Department of Environmental Management (DEM) Boot Camp***

On November 17, 2021, Kerry Britt, Pretreatment Manager, gave a presentation on Industrial Pretreatment Programs during the DEM Boot Camp class.



## ***Water Quality Presentations***

### ***~National Water Quality Monitoring Council - National Monitoring Conference***

On April 19, 2021, NBC Environmental Scientists gave presentations during the 12<sup>th</sup> National Monitoring Conference. Eliza Moore gave a presentation entitled “Monitoring the Effectiveness of CSO Abatement on Estuarine Water Quality”. Molly Welsh gave a presentation entitled “Long - Term Monitoring of Water Quality and Ecological Health of Narragansett Bay Following Wastewater Treatment Nutrient Reductions”. In addition Environmental Monitoring staff, John Motta, Environmental Monitoring Manager, and Karen Cortes, Assistant Environmental Monitoring Manager, presented a poster entitled “Comprehensive Environmental Monitoring in a Rapidly Changing Estuary”.

### ***~RI Environmental Monitoring Collaborative***

On April 29, 2021, Luis Cruz, Environmental Scientist and Karen Cortes, Assistant Environmental Monitoring Manager, gave a presentation on NBC monitoring initiatives and water quality findings during the RI Environmental Monitoring Collaboratives Spring Meeting.

## ***Laboratory Presentations***

### ***~New England Water Environment Association (NEWEA) Specialty Conference***

On June 24, 2021, Walter Palm, Laboratory Manager, gave a presentation on Sample Integrity during the NEWEA Specialty Conference on Sample Collecting Best Practices. Also during this conference, Nora Lough, Biologist II, gave a presentation on Chain of Custody, Hold Time Requirements and Sample Preservation.

## ***Energy Presentations***

### ***~US Department of Energy (USDOE) Better Buildings***

On November 16, 2021, Jim Kelly, TAC Manager, gave a presentation on the NBC renewable energy program during a USDOE Better Buildings webinar “Cleaner, Better, Stronger: Industrial Adoption of Renewables”

### ***~Water Conservation Education Programs***

The NBC makes great efforts to educate its users about water conservation. The NBC has a Non-Regulatory Water Audit and Technical Assistance Program, which is available free to its commercial and industrial sewer users. Additional information about this program is provided in CHAPTER VII.

Due to the success of the pilot program, the NBC expanded the What's in Your River program in the fall of 2003 to accommodate the overwhelming school response. The NBC improves the program each year. In 2005, What's In Your River became the Woon Watershed Explorers Program, and an expanded version of the program continued throughout 2014. The program was re-branded in 2015 as the NBC Watershed Explorers and includes several new components including classroom visits once a month, student achievement badges and journal writing. Over seventeen schools and 6,000 students have participated. The most impressive characteristic of the program is the extreme diversity represented in each school. Some students have never taken a field trip to their local river, while others live adjacent to one.

The program encourages each school to take ownership of their local rivers and to pass on messages about clean water to their fellow students, families and neighbors. The Narragansett Bay Commission considers this program to be imperative to its success in its relentless pursuit of public outreach and education. Seven schools and over 400 students participated in the program in 2021, although activities were cut short due to COVID.

### **Professional Affiliations**

The NBC has affiliated itself with many professional groups and organizations, both locally and nationally, to learn from these groups and to educate them about the NBC. The NBC is a member of the Providence Chamber of Commerce, the Northern Rhode Island Private Industry Council, the National Association of Clean Water Agencies (NACWA), New England Water Environment Association (NEWEA), the Water Environment Federation, American Electroplaters & Surface Finishers Society, and the American Academy of Environmental Engineers, to name a few. Various NBC staff routinely attends association meetings and conferences and often are speakers at such events.



### ***III. INDUSTRIAL AND COMMERCIAL USERS, PERMITS, AND INSPECTIONS***

## **User Classification System**

Since the inception of the Pretreatment Program, the NBC has identified and inspected 11,856 different industrial and commercial users located within the two NBC sewer districts. During 2021 the Pretreatment staff identified and entered information on 94 previously unknown users into the NBC Pretreatment database. Pretreatment users are categorized according to the classification system shown in TABLE 9. This classification system categorizes users in nine general categories. Each class of users is subdivided into more specific classes of users. Firms classified by the Pretreatment Section as industrial facilities may be listed in Categories 1 through 7, while commercial facilities can be classified in Categories 5 through 9. Users in Categories 1, 2 and 3 are of primary concern to the NBC Pretreatment Section as their discharges contain toxic and conventional pollutants that can have an impact on NBC facilities. Category 4 consists of users with the potential to discharge toxics. Category 5 users may have non-toxic discharges such as cooling water. Category 6 users have no discharges or potential for discharge to the sewer and Category 7 users have gone out of business or moved out of the district. Commercial users with the potential to discharge conventional pollutants are classified in Category 8, while commercial users with the potential to discharge toxic or prohibited pollutants are listed in Category 9.

## **Significant Industrial Users**

In 1995, the NBC standardized its definition of Significant Industrial User (SIU) in both districts by modifying the NBC Rules and Regulations. This definition was essentially an adoption of the Field's Point SIU definition, and classifies a SIU as any industrial user that satisfies any one of the following criteria:

- Firm is subject to Federal EPA categorical standards;
- Firm discharges an average of 5,000 or more gallons per day of process waste water;
- Firm contributes a process waste stream which makes up 5 percent or more of the average dry weather hydraulic or organic capacity of the NBC's Treatment Plant;
- Firm is designated as significant by the NBC on the basis that the user has reasonable potential for adversely affecting the POTW's operation or for violating any pretreatment standard or requirement.

**TABLE 9**  
**NBC User Classification System**  
**Industrial User Categories**

- Category 1:** Industries subject to Federal EPA Categorical Standards.
10. Other Categorical Users
  11. Electroplaters, Metal Finishers
  12. Metal Molding and Casting
  13. Organic/Inorganic Chemical Manufacturers
  14. Pharmaceutical Manufacturers
  15. Metal Formers
  16. Steam Electric Power Generators
  17. For Future Use
  18. Centralized Waste Treatment Facilities
  19. Transportation Equipment Cleaning
- Category 2:** Industries discharging toxic and/or prohibited pollutants, but who are not subject to Federal EPA Categorical Standards.
20. For Future Use
  21. Tubbing/Vibratory/Mass Finishing
  22. Chemical Transporters, Refiners, Recyclers, Manufacturers
  23. Textile Firms
  24. Printers
  25. Industrial Laundries
  26. Machine Shops/Machinery Rebuilding
  27. Other Facilities Discharging Toxic and/or Prohibited Pollutants
  28. Facilities Discharging Toxic and/or Prohibited Pollutants with High Conventional Pollutant Loads.
  29. Non-Textile Operations Using Pigments & Dyes
- Category 3:** Industries discharging or having the potential to discharge conventional pollutant (BOD, TSS, pH, oil and grease, fecal coliforms) loads in sufficient quantities to cause violation of RIPDES permit or local discharge limitations.
30. For Future Use
  31. Landfill Operations
  32. Aerogel Manufacturing with High Conventional Pollutant Loads
  33. Wholesale Food Processing Operations with High Conventional Pollutants Loads
  34. Manufacturers with High Conventional Pollutant Loads and Low Flows
  35. Other Facilities Discharging Conventional Pollutants
  36. Brewing & Distilling Operations
  37. Automotive Maintenance/Service Facilities
  38. Anaerobic Digestion Facilities with High Concentrations of Conventional Pollutants
  39. For Future Use

**TABLE 9**  
**(Continued)**  
**NBC User Classification System**  
**Industrial User Categories**

- Category 4:** Industries with sanitary or non-toxic discharges using solvents, toxic and/or hazardous chemicals that could potentially be discharged to the sewer.
- 40. Groundwater Remediation/Excavation Projects
  - 41. Recycled or Disconnected Electroplating or Chemical Processes
  - 42. Other Process Operations that are Disconnected or Recycled
  - 43. Recycle Electroplating or Chemical Processes with Non-contact Cooling Water or Boiler Discharges
  - 44. Other Recycled or Disconnected Processes with Cooling Water, Boiler, or other Discharges
  - 45. For Future Use
  - 46. Cooling Water Discharges with Solvents, Toxic and/or Hazardous Chemicals on site
  - 47. For Future Use
  - 48. For Future Use
  - 49. Other Discharges with Solvents, Toxic and/or Hazardous Chemicals on site
- Category 5:** Industries discharging only sanitary wastes and/or non-toxic discharges.
- 50. For Future Use
  - 51. Cooling Water
  - 52. Boiler Blowdown/Condensate Discharges
  - 53. Cooling Tower Discharges
  - 54. For Future Use
  - 55. For Future Use
  - 56. For Future Use
  - 57. For Future Use
  - 58. For Future Use
  - 59. Other Non-Toxic Industrial Discharges
- Category 6:** Dry industries with no wastewater discharges to the sewer using solvents, toxics and/or hazardous chemicals.
- 60. All users

**TABLE 9**  
**(Continued)**  
**NBC User Classification System**  
**Commercial User Categories**

- Category 7:** Industries with no waste discharges to the sewer.
- 70. Septic System Discharger
  - 71. Out of Business
  - 72. Moved out of the District
  - 73. Permit Expired/Not Renewed or Reissued
  - 74. Proposed Discharges - Permit Not Issued
  - 75. Accidental Discharges/Spills/Non-Permitted Discharge
- Category 8:** Commercial Users with the potential to discharge conventional pollutants (BOD, TSS, pH, oil and grease, fecal coliforms) loads in sufficient quantities to cause violation of RIPDES permit or local discharge limits.
- 80. Septage Haulers/Dischargers
  - 81. Food/Fish/Meat Produce Processing (Wholesale)
  - 82. Supermarkets (Retail Food Processing)
  - 83. Parking Garages/Lots
  - 84. Cooling Water/Groundwater/Boiler Discharges
  - 85. Restaurants/Food Preparation Facilities
  - 86. Commercial Buildings with Cafeteria and/or Laundry Operations
  - 87. For Future Use
  - 88. For Future Use
  - 89. Other Commercial Facilities with Potential to Discharge Conventional Pollutants
- Category 9:** Commercial Users with the potential to discharge toxic substances, prohibited pollutants and/or conventional pollutants.
- 90. Hospitals
  - 91. Cooling Water/Groundwater/Boiler Discharges
  - 92. Laundromats/Dry Cleaners
  - 93. Photo Processing
  - 94. X-Ray Processing
  - 95. Clinical, Medical, and Analytical Laboratories
  - 96. Funeral Homes/Embalming
  - 97. Motor Vehicle Service/Washing
  - 98. For Future Use
  - 99. Other Commercial Users with Potential to Discharge Toxic, Prohibited and/or Conventional Pollutants.



As discussed in CHAPTER I, the NBC was required by the RIPDES Permits to conduct Local Limits Evaluations of the existing discharge limits and develop enforceable limits for Ammonia, Arsenic, Biochemical Oxygen Demand (BOD), Total Nitrogen and Total Suspended Solids (TSS). The flow-based allocation method was used to calculate limits for these pollutants. The new local limits were approved by DEM and the RI Secretary of State's office in mid-2021. They became final and enforceable on June 1, 2021. In order to ensure the companies required to monitor for these pollutants comply with the correct limits, eight new categories were created in 2020. The new categories can be found in TABLE 10 below. Companies required to comply with the mass-based limits were recategorized into the new categories in 2021. The companies were issued revised permits that incorporate their new category, new local limits and sampling requirements.

**TABLE 10**  
**New Categories Established Due to New Local Limits**

<u>Categories #</u>	<u>Description</u>
28	Facilities Discharging Toxic and/or Prohibited Pollutants with High Conventional Pollutants Loads
29	Non-Textile Operations Using Pigments & Dyes
31	Landfill Operations
32	Aerogel Manufacturing with High Conventional Pollutant Loads
33	Wholesale Food Processing Operations with High Conventional Pollutants Loads
34	Manufactures with High Conventional Pollutant Loads and Low Flows
36	Brewing & Distilling Operations
38	Anaerobic Digestion Facilities with High Concentrations of Conventional Pollutants

A list of the industrial and commercial users, separated by district, is provided in ATTACHMENT VOLUME II, SECTION 1. The users' category and designation as significant or non-significant is also provided in this listing. As of the date of submission of this report 11,856 industrial and commercial users have been identified through user surveys, 5,972 are still conducting business in the NBC service areas and 67 were classified as SIUs sometime during 2021. Of the 67 SIUs reported for 2021, there were 41 classified as categorical industries which are subject to both NBC and EPA regulations, and 26 significant non-categorical industrial users of the NBC sewer system. During this reporting period, seven SIUs were reclassified to non-significant due to operational changes implemented within their facilities. These operational changes may range from installation of a wastewater recycle pretreatment system to the firm going out of business or moving out of the NBC district. Six firms were newly classified as significant during 2021. A listing of these firms, detailing the specific reason for reclassification, is provided in CHAPTER I.

## **Wastewater Discharge Permits**

As of the date of this submission, the NBC has 1,877 Wastewater Discharge Permits in effect, which were issued to facilities located in the Field's Point and Bucklin Point drainage districts. Presently, 1,277 permits are in effect for users in the Field's Point district, while 600 permits are in effect in the Bucklin Point district. Discharge permits which are no longer in effect may have been terminated for one of the following reasons:

- The permit expired, was revised, and reissued.
- The firm has gone out of business (Category 71).
- The firm has moved out of the NBC District (Category 72).
- The firm's Wastewater Discharge Permit was terminated and reissued in a new classification to reflect operational changes.
- The firm has ceased process discharge to the sewer system (Categories 41, 42, 43, 44, 60 or 73).

TABLE 8 provides a summary of the number of permits issued and presently in effect by category of user for each district. Permits have been issued and are in effect for industries classified in 51 of the 77 categories listed in TABLE 9. During this reporting period, Pretreatment staff issued 420 permits to users located in the two districts. Of the 420 permits issued during 2021, there were 91 new permits issued to new commercial and industrial users and 329 permits were reissued to existing users because their old permit expired or changed process operations. A listing of the permits issued in 2021 is provided in ATTACHMENT VOLUME II, SECTION 2.

**TABLE 11**  
**Narragansett Bay Commission**  
**Summary of Wastewater Discharge Permits in Effect**

Category	Company	Field's Point District	Bucklin Point District	Total Permits In Effect
11	Electroplaters, Metal Finishers	23	14	37
12	Metal Molding And Casting	0	0	0
13	Organic Chemical Manufacturer	0	0	0
14	Pharmaceuticals	0	2	2
15	Metal Formers	0	1	1
16	Steam Electric Power Generating	0	1	1
18	Centralized Waste Treatment Facilities	0	0	0
19	Transportation Equipment Cleaning	0	0	0
21	Tubbing/Vibratory/Mass Finishing	3	4	7
22	Chemical Transporters, Refiners, Recyclers, Manufacturers	2	3	5
23	Textile Firms	1	6	7
24	Printers	7	6	13
25	Industrial Laundries	1	2	3
26	Machine Shops/Machinery Rebuilding	1	2	3
27	Other Firms Discharging Toxics	8	8	16
28	Facilities Discharging Toxic and/or Prohibited Pollutants with High Conventional Pollutant Loads	0	2	2
29	Non-Textile Operations Using Pigments & Dyes	0	2	2
31	Landfill Operations	1	0	1
32	Aerogel Manufacturing with High Conventional Pollutant Loads	0	1	1
33	Wholesale Food Processing Operations with High Conventional Pollutant Loads	17	6	23
34	Manufacturers with High Conventional Pollutant Loads and Low Flow	1	2	3
35	Firms Discharging Conventional Pollutants	3	5	8
36	Brewing and Distilling Operations	7	6	13
37	Automotive Maintenance/Service Facilities	16	4	20
38	Anaerobic Digestion Facilities with High Conventional Pollutant Loads	2	0	2
40	Groundwater Remediation/Excavation Projects	2	2	4
41	Regulated Electroplating Or Chemical Processes Disconnected Or Recycled	7	3	10
42	Other Regulated Processes That Are Disconnected Or Recycled	16	22	38
43	Recycle Electroplating Or Chemical Processes With Cooling Water Or Boiler Discharges	8	0	8
44	Other Recycle Processes With Non-contact Cooling Water Or Boiler Discharges	2	5	7
46	Cooling Water With Solvents/Toxics On Site	5	1	6
49	Firms With Solvents, Toxics, Etc. On Site	1	2	3
51	Cooling Water	2	1	3
52	Boiler Blowdown/Condensate Discharges	9	4	13
53	Cooling Tower Discharges	8	5	13
59	Other Nontoxic Discharges	1	4	5
80	Septage Haulers/Dischargers	1	13	14

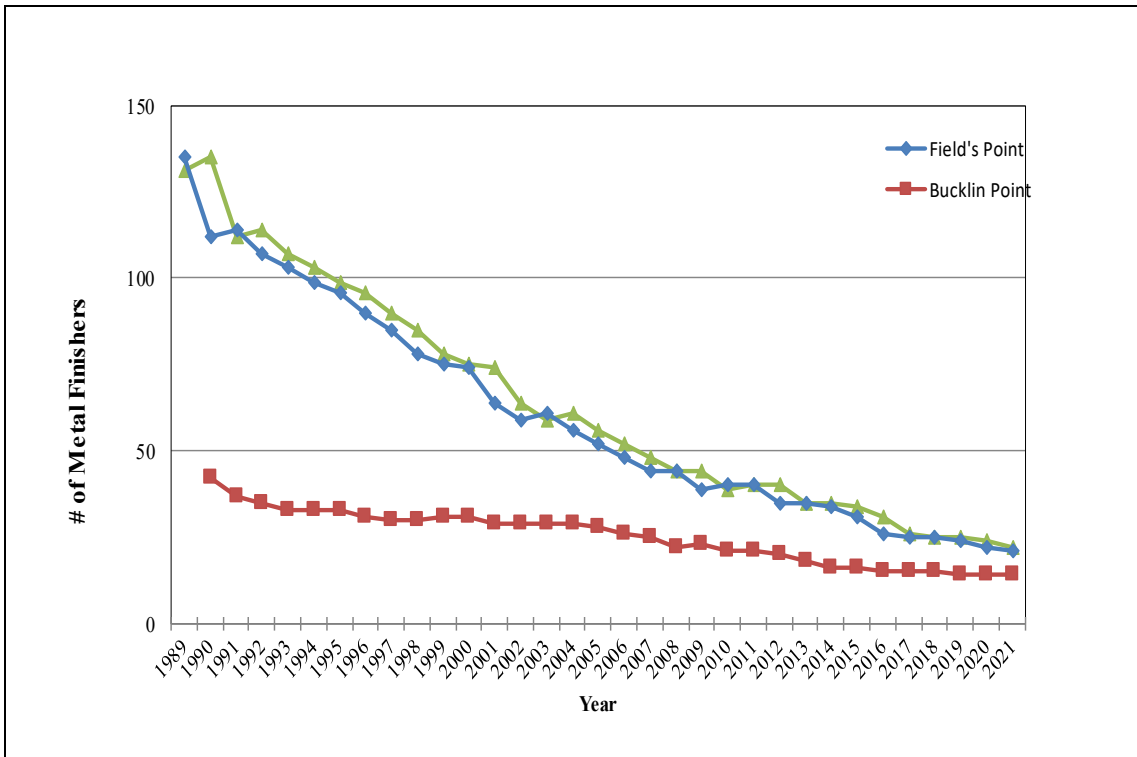
**TABLE 11**  
(Continued)  
**Narragansett Bay Commission**  
**Summary of Wastewater Discharge Permits in Effect**

Category	Company	Field's Point District	Bucklin Point District	Total Permits In Effect
81	Food/Meat/Fish Produce Processing (Wholesale)	37	29	66
82	Supermarkets (Retail Food Processing)	21	11	32
83	Parking Garages/Lots	1	0	1
84	Cooling Water/Groundwater/Boiler Discharges	8	0	8
85	Restaurants/Food Preparation Facilities	644	257	901
86	Commercial Buildings With Cafeteria/Laundry	168	49	217
89	Other Commercial Users With Potential to Discharge - Conventional Pollutants	15	6	21
90	Hospitals	10	0	10
91	Cooling Water/Ground Water/Boiler Discharges	0	0	0
92	Laundromats/Dry Cleaners	46	29	75
93	Photo Processing	3	1	4
94	X-Ray Processing	50	38	88
95	Clinical, Medical, And Analytical Laboratories	33	2	35
96	Funeral Homes/Embalming	15	9	24
97	Motor Vehicle Service/Washing	44	18	62
99	Other Commercial Users With Potential To Discharge Toxic Or Conventional Pollutants	27	14	41
	<b>Total Permits in Effect</b>	<b>1,277</b>	<b>600</b>	<b>1,877</b>

There were 23 permits revised and reissued to SIUs in the two districts during 2021, while two new permits were issued to this class of users. Seven of the 23 revised permits were issued to categorical users during 2021, while the 16 remaining revised permits were issued to significant non-categorical users.

As can be seen from TABLE 11, the largest number of permits in effect are issued to the commercial restaurant and food preparation facilities classified in Category 85, followed by Category 86 permits which are issued to commercial buildings with cafeterias and/or laundry facilities. The next largest category of permitted users are the x-ray processing including dental facilities in Category 94. Facilities classified in Category 11 are the industrial users that contribute the majority of the toxic metal and cyanide loadings to the NBC treatment facilities due to the nature of the electroplating operations they conduct. The dramatic decline of metal finishers in the Field's Point district since 1984 and in Bucklin Point since 1990 is clearly detailed in FIGURE 4. During 2021 the number of metal finishers in both districts increased by two from 2020.

**FIGURE 4**  
**Number of Metal Finishers vs. Time**



The NBC issues Wastewater Discharge Permits to all sewer users that discharge non-domestic wastewater into the NBC system and is presently in the process of permitting the remaining non-significant commercial users located throughout the two NBC drainage districts. Copies of the various typical Wastewater Discharge Permits issued by the NBC are provided in ATTACHMENT VOLUME I, SECTION 2.

Permits issued by the NBC typically include the following conditions and requirements:

- A requirement that the user meet local and federal discharge standards at all times.
- Maintenance of a logbook requiring record keeping regarding the operation and maintenance of the pretreatment system, quantity of sludge generated, completed manifest forms, a list of all batch discharges, quantity of chemicals used to provide pretreatment, etc.
- Self-monitoring requirements regarding monitoring and reporting of effluent characteristics and concentrations.

- Reporting requirements for accidental discharges to the sewer system. The user is required to immediately notify the NBC of a spill into the sewer system and is required to file a written report within five (5) days of the incident.
- Submission of a Spill and Slug Prevention Control Plan and a Toxic Organic/Solvent Management Plan. The user is required to contain all spills within the facility as part of the Spill and Slug Control Plan. The Toxic Organic/Solvent Management Plan requires the user to detail process operations, perform a mass balance on the quantity of solvents used in the facility, to sample the waste stream to verify that no solvents are being discharged to the sewer system, and to provide containment of all solvents in case of a spill. Copies of these documents are provided in ATTACHMENT VOLUME I, SECTION 3.
- A prohibition against batch discharges without prior written approval from the NBC to prevent the discharge of concentrated solutions to the sewer system. The NBC developed the prohibited discharge sticker shown in FIGURE 5. This sticker is affixed to all tanks which the industrial user is prohibited from discharging.
- Administrative provisions regarding inspection powers, retention of records, civil and criminal liability and associated penalties, selling the facility, revocation and transferability of the permit, etc.



*Tanks at a shutdown plating shop are stickered "PROHIBITED DISCHARGE"*

## FIGURE 5

### PROHIBITED DISCHARGE STICKER



Most permits are issued for a five-year period, but may be issued for shorter periods of time. Permits may be revoked, after notice and hearing, for violations of the NBC Rules and Regulations. Beginning in late 2018 Pretreatment staff worked with the NBC Finance Section to evaluate the optimal way to recuperate the costs of the Pretreatment Program while not placing an excessive financial burden on business. It was determined the annual permit fee structure was burdensome. A study determined that slightly increasing the consumption fees for industrial and commercial users and implementing permit application fees will ensure the Pretreatment Program is adequately funded. The rates and application fees were approved by the PUC and went into effect on July 1, 2019. In 2021, \$75,540 was collected in Pretreatment Permit Application fees. The NBC application fees are provided in TABLE 12.

**TABLE 12**  
**Narragansett Bay Commission**  
**Pretreatment Permit Application Fees**

<u>Category</u>	<u>Fees</u>
Significant Industrial Users	\$500.00
Industrial Users	\$300.00
Commercial Users	\$140.00

### **Zero Process Discharge Wastewater Systems**

During 2021, there were 63 users in the two NBC districts operating facilities which have eliminated or significantly reduced their process discharges to the sewer system through the installation of closed loop or zero discharge systems. Although still conducting operations which generate wastewater containing toxic materials, this wastewater is treated and reused in the process operation, resulting in no discharge of industrial process wastewater, or in some cases, insignificant discharges to the sewer system consisting primarily of boiler condensate or non-contact cooling wastestreams. Once Pretreatment staff has verified that the process wastewater discharge has been eliminated or significantly reduced, the user is reclassified into Category 41 through 44 depending upon the type of recycle process operations conducted.





*Part of an Ion Exchange System at a Permitted Zero Discharge Facility*

Although an industrial user may cease discharging process wastewater into the sewer system by installing a wastewater recycle system, the firm will still be permitted and inspected by Pretreatment staff. Since the facility has sanitary sewer connections, it could still be a potential source of pollutant discharges into the NBC sewer system which could potentially contribute to a plant upset or a pass-through situation. For this reason, the Pretreatment Section routinely issues Zero Process Wastewater-Sanitary Discharge Permits to category 41 and 42 industries. Forty-eight facilities are presently classified in categories 41 and 42 and do not discharge process wastewater to the sewer system. Users with recycle process operations but still discharge condensate, boiler or cooling water wastestreams are issued discharge permits. There are 15 of these users which are classified in categories 43 and 44. Of

the 63 users classified in categories 41 through 44, 33 facilities are permitted to operate zero process discharge wastewater recycle systems in the Field's Point district, while 30 users in the Bucklin Point district are permitted to perform zero discharge recycle operations. Prior to the issuance of a Zero Process Wastewater-Sanitary Discharge Permit, the NBC thoroughly notifies the industrial users of all DEM and RCRA requirements and the user must satisfy the following NBC requirements:

- Submit a Zero Discharge Permit Application.
- Submit a Facility Sewer Access Site Plan showing all sewer connections.
- Submit Process Operation Plans.
- Submit Pretreatment System Plans.
- Submit a Spill and Slug Prevention Control Plan.
- Seal all floor drains and cap off all process sewer access locations.
- Install prohibited dumping signs at all sanitary sewer connections.

Once all the aforementioned tasks have been completed by the user, the facility is inspected, and the Zero Process Wastewater-Sanitary Discharge Permit is issued. The Zero Discharge Permit requires the user to submit a written certification either monthly or biannually, depending upon facility process operations, listing water meter readings and certifying that no process discharges have occurred. Pretreatment staff use this water meter data to routinely calculate daily water usage. Deviations from the expected zero discharge water usage are promptly investigated by pretreatment staff. In addition, unannounced inspections of every zero discharge firm are conducted at least twice annually. A copy of the Zero Process Wastewater-Sanitary Discharge Permit can be found in ATTACHMENT VOLUME I, SECTION 2.

## **User Survey Methods**

The Pretreatment Program utilizes many methods to identify and locate new and previously unknown users of the sewer system. These NBC methods have been very successful at maintaining an accurate inventory of non-domestic regulated users and at ensuring that modifications to existing user facilities are quickly discovered. The following is a summary of the survey methods:

- *Newspaper Reviews* - The local newspapers are routinely reviewed to identify and locate new or previously unknown and unpermitted users. Review of the classified, business and new corporation sections of the local newspapers have allowed the NBC to successfully identify many new sewer users over the years. Form letters are issued to new corporations to alert them to NBC Rules and Regulations and permitting requirements. Routine reviews of the bankruptcy and auction sections of the newspaper alert Pretreatment staff to firms which may be in financial trouble or ceasing operations. This allows Pretreatment staff to be proactive at preventing illegal discharges from financially troubled firms. Such firms are promptly inspected, inventoried and required to comply with a rigid facility shutdown procedure. The NBC will often seal the sewer connections at these firms once operations have ceased to ensure that hazardous waste and chemicals are not illegally discharged into the sewer system.
- *Business Listing Website Reviews* - Pretreatment staff reviews business listing websites such as [www.whitepages.com](http://www.whitepages.com) and [www.yellowpages.com](http://www.yellowpages.com) to identify new industrial and commercial users that may require regulation. Particular attention is given to reviewing categorically regulated user categories such as electroplaters, metal finishers, metal formers, etc.

- *Social Media Reviews* - Pretreatment staff routinely reviews social media websites such as Facebook and Yelp to identify any previously unknown industrial and commercial users. This survey method is particularly useful in identifying new food service establishments.
- *Intra-Governmental Agency, Building and Sewer Connection Permit Referrals* - The Pretreatment Section becomes aware of many new facilities through the building permit issuance process. New facilities under construction in the NBC districts must obtain a sewer connection permit and a discharge permit, if necessary, prior to beginning construction and/or process operations. Firms performing construction modifications to their buildings are referred to the NBC by the local building inspectors and must obtain NBC approval in order to obtain the necessary city or town building permit or certificate of occupancy. Local building inspectors, plumbing inspectors and inspectors from the Department of Health, DEM and EPA New England refer information to the Pretreatment staff regarding new or unpermitted users. This cooperative work effort has resulted in the permitting of many users over the years.
- *Industrial Area Inspection Program* - Regular inspections of industrial areas within the NBC service district are performed to identify new and possibly transient users of the NBC facilities. Each staff member is assigned several industrial areas located throughout the NBC districts. Staff members are required to inspect at least one industrial area per month to identify potential new nondomestic users of the NBC sewer system. During the industrial area inspections, staff members compile a listing of all unpermitted facilities located within the area, and systematically inspect each unpermitted facility to determine whether a wastewater discharge permit is necessary based upon the operations performed, wastewater generated and discharged to the sewer system. A listing of each facility, the type of operations performed, and whether or not a wastewater discharge permit is necessary is maintained for each industrial area and filed by the streets forming the boundaries of the industrial area. This procedure enables the NBC to track changes within individual mills and prevents duplication of efforts by ensuring that this information is continually updated. Industrial areas are routinely driven through and all industrial facilities in the area are cross-checked against the NBC Pretreatment database. Unknown or unpermitted users are promptly inspected and permitted, if necessary.
- *Public Information Programs* - Over the years, the NBC has routinely published public notices to alert NBC users of the need to obtain a wastewater discharge permit if specific operations are conducted.

The NBC has also met with various user groups and held workshops that focused on educating any new class of users required to obtain a discharge permit.

## **NBC User Inspection Programs**

One of the main objectives of the Pretreatment Program is to protect the NBC wastewater treatment plants from toxic discharges which could result in pass through to the receiving waters or interference with their proper operation, as outlined in 40CFR§403.5. In addition, Pretreatment staff ensure that federal, state and local pretreatment regulations pertaining to the Clean Water Act are met. The strategy the NBC adopted and implemented to satisfy these objectives includes developing local discharge limitations to protect the treatment facilities and public health, permitting of industrial and commercial facilities to control the discharge of toxics, inspecting and sampling nondomestic facilities to ensure user compliance, and the development and implementation of extensive user education programs. The extensive user education efforts implemented by the NBC as part of routine inspections have been very effective at improving user compliance rates. TAC staff educates users of the many pollution prevention alternatives available instead of discharging toxics into the sewer system, while Pretreatment staff incorporates user education into every regulatory inspection.

- **Innovative and Effective Inspection Techniques** - Pretreatment staff employs many effective and innovative inspection techniques to aid in achieving the objectives of the NBC to control and reduce pollutant loadings to the treatment plants and hence Narragansett Bay. These techniques range from implementing simple internal procedures to standardize inspection activities to forming partnerships with the regulated industrial community. The following is a summary of these highly effective and innovative techniques and programs:

~ *Standardization of User Inspection Activities and Documents* - The Pretreatment Section has made great efforts to thoroughly standardize all aspects of the inspection process from inspection scheduling to writing the inspection report and letter. Annual inspection checklists have been standardized and customized for various classes of users, including for SIUs, non-significant industrial users, restaurants, dental facilities, septage haulers, etc. Pretreatment has also developed form letters to schedule the annual SIU inspection and to summarize and transmit the results of facility inspections for various user classes. The various inspection checklists ensure Pretreatment staff inspect and review all items of importance at a particular type of facility in a uniform, clear, and concise manner consistent with NBC and EPA protocols. The annual inspection checklist for SIUs has been developed to ensure full NBC compliance with all EPA regulations and to ensure uniform inspections of all SIUs, irrespective of the inspector conducting the facility inspection. The inspection summary form letters may be a Notice of Violation (NOV) or a “Job Well Done” letter. The NOV has all routine deficiencies clearly listed. The inspector can then quickly check off the violations observed, add any special facility requirements and the letter can be promptly prepared and issued. In addition to citing the deficiency, the letter explains in an educational manner the reason for the regulation and the importance for ensuring compliance. The standardization of inspection

documents has resulted in speedy completion and issuance of uniform inspection reports and summary letters to the user. An inspection report and summary letter are issued for each and every user inspection, typically within fourteen (14) days from the site visit.

Throughout 2021 Pretreatment staff continued to utilize inspection checklists that were developed to be used on iPads. These checklists allow staff to begin filling in checklists electronically in the office, complete it in the field, then download and print it back in the office. The iPads also allow staff to take pictures in the field and attach them directly to the inspection memo.

~ *Specialized and Innovative Inspector Training Programs* – The NBC provides extensive training to new employees and continued training to existing staff. Pretreatment, EM, TAC and Laboratory staff receive training in all aspects of their positions. On an annual basis, the NBC conducts its own training or contracts outside vendors for the training in the following areas:

- ❑ Confined Space Entry Training
- ❑ 40 Hour OSHA HAZWOPER Training
- ❑ 8 Hour OSHA HAZWOPER Refresher Training
- ❑ OSHA Right to Know Training
- ❑ CPR/AED Training
- ❑ First Aid Training
- ❑ Spill Tracking Training
- ❑ Emergency Response Training
- ❑ Boom Deployment



The NBC stresses consistency to Pretreatment staff in regulating industrial and commercial users. Pretreatment staff are continually being trained to be consistent. The following is a list of the methods used to ensure consistency:

- ❑ In-box reviews of staff
- ❑ Weekly Plan Review Meetings consisting of all technical staff
- ❑ Supervisors accompany staff members on inspections
- ❑ Supervisors review staff letters, memos, and permits

In addition to the forementioned methods used to ensure consistency, senior Pretreatment staff conduct training sessions on Pretreatment procedures. The training includes the following topics:

- ❑ Rules & Regulations
- ❑ Permit Writing
- ❑ Letter and Memo Writing
- ❑ Process Operations

- ❑ Pretreatment Technologies
- ❑ Spill Response and Tracking
- ❑ Map Reading
- ❑ Permitted User Flow Data

Pretreatment staff also routinely attend technical seminars to further their knowledge and productivity. The Pretreatment Section has developed several innovative employee-training programs which resulted in more efficient inspection procedures. Supervisory staff work very closely with the engineers and technicians charged with performing the daily user inspections. New staff members are closely supervised by senior staff members to ensure that they properly learn the standard operating procedures.

In-box reviews are conducted of staff to ensure that they understand user requests and what response is required and monthly in-box reviews are conducted of all staff members to ensure standardization of methods and conformance with work schedules. Senior staff members accompany new staff members on their inspections to help them become familiar with NBC user education presentations, process operations, pretreatment systems, and permit requirements. In addition, senior staff routinely conduct inspections with veteran inspectors to ensure continued conformity with NBC inspection policies and protocols.

Feedback, detailing what aspects of the inspection were done well and what aspects need improvement, is provided to the inspector verbally as well as in writing. The Pretreatment Inspector Feedback Form was developed for this purpose. The feedback form consists of several sections which cover all aspects of the facility inspection process, including pre-inspection preparation, inspection interaction with the user, user education, facility inspection observational abilities, inspection documentation, professionalism, self-confidence, etc. New employees are not permitted to conduct inspections alone until all aspects of a good inspection, as noted on the feedback form, are satisfactory.

Another innovative training program implemented the annual Spill Response and Tracking Drill. Staff participate in a classroom presentation which includes tabletop exercises simulating unusual discharges to the treatment plant and spills occurring in the sewer system. In addition, staff participate in training exercises in the field. Senior staff establish a source of “illegal discharge” and identify key manholes for the staff to follow. Senior staff assign a team leader to head the mock investigation to track the “illegal discharge” to the source. For the training drill, a newer employee is typically chosen to be the team leader. The mock spill is tracked through the sewer system in an attempt to identify the source, where a thorough facility inspection is conducted. Inspectors are trained to collect evidentiary samples necessary for a good enforcement action. This annual tracking, evidence gathering and inspection drill has greatly improved the awareness and inspection abilities of all NBC Pretreatment staff.



*Pretreatment staff participate in the annual Spill Response and Tracking Drill*

- ~ *Pollution Prevention Referral Program* – During all Pretreatment regulatory inspections, Pretreatment staff routinely refer the user to the Pollution Prevention Program for free technical assistance. All NOV's also advise users to obtain the free expertise of the Pollution Prevent staff in the TAC Section. These referrals have resulted in improved compliance rates and non-compliant users achieving compliance more quickly.
  
- ~ *Inspection Educational Efforts* – User education is by far the single most important aspect of any user inspection. During the annual inspection, industrial users are educated regarding all aspects of the NBC including the NBC Mission Statement, the purpose and types of all NBC inspections, and SNC criteria. The inspector clearly explains what constitutes SNC, the importance of maintaining full compliance and all permit requirements are explained to the user in detail. NBC inspection summary letters are also very educational in nature. Instead of simply requiring a user to perform a task, the letter educates the user regarding the reason for the imposed requirement. This often results in quick user compliance with the imposed requirements. These extensive user education efforts have been very effective at encouraging user compliance. The SIU rate of SNC was impressively reduced in the Field's Point District from a high of 39.0% in 1992 to 8.6% in 2021, while the SIU Rate of SNC for Bucklin Point was reduced from a high of 44.8% in 1994 to 9.4% in 2021. The overall rate of SNC for all NBC SIUs for 2021 was 9.0 %, an increase from the 6.5% observed in 2020. This is well within the EPA level of 10% recommended for EPA Pretreatment Program Excellence recognition. These impressive reductions in the Rate of SIU SNC are clearly attributable to improved user education, prompt resampling requirements for any effluent violation and proactive communication with users to encourage correcting the violation before being in SNC.
  
- **Types of Pretreatment Inspections** - The NBC conducts six types of inspections of industrial and commercial users. The following is a summary of the inspection types utilized by the NBC:
  - ~ *Initial Inspection* – The initial inspection can be an announced or unannounced inspection and is performed to determine if the user is regulated under pretreatment regulations and to inform the user of pretreatment requirements.
  
  - ~ *Annual Inspection* – An annual inspection is a thorough, announced inspection of the facility and the user's records to determine if the firm is complying with all NBC and permit requirements. This inspection is done once per 12 month period for SIUs and covers all the items shown in the Annual Inspection Checklist which is provided in ATTACHMENT VOLUME I, SECTION 3. The annual inspection consists of an extensive review of paperwork, processes, pretreatment systems, treatment procedures, sampling procedures, spill containment measures, and chemical/waste storage areas.

- ~ *Follow-up Inspection* – This inspection may be an announced or unannounced inspection to determine if specific items noted in an annual inspection were completed as required. Follow-up inspections may be conducted to view work in progress, work completed, or discuss problems that the firm may be having in complying with or understanding NBC or Pretreatment Program requirements.
- ~ *Sampling Inspection* – The sampling inspection is an unannounced inspection which must be conducted of every SIU at least once every 12 months, as required by EPA regulations. The NBC typically conducts sampling of each SIU twice every 12 months.
- ~ *Emergency Response or Special Investigation Inspection* – This is an immediate unannounced inspection initiated in response to a complaint or spill to determine the source of problems occurring in the sewer system. These problems or complaints are typically reported by NBC employees, local authorities or by district residents.
- ~ *Facility Shutdown Inspection* – This is typically an announced inspection to conduct an inventory of all chemicals and solutions on-site, to observe facility decontamination procedures, to seal sewer connections to prevent illegal discharges to the sewer, and to install prohibited discharge stickers on all tanks.



*Facility Shutdown Inspection of an electroplating facility that is no longer in operation.*



*Follow-up inspection of the same facility to verify that the firm has disposed of all solutions and complied with NBC Shutdown Procedures.*

From January 2021 through April 2021 facility inspections were limited to SIUs only due to the ongoing COVID-19 pandemic. SIUs were inspected in order to ensure compliance with the RIPDES permits and 40CFR403. During 2021, Pretreatment staff conducted 1,257 non-sampling inspections, 229 were inspections of SIUs and 1,028 were inspections of non-significant users. Pretreatment staff conducted 145 inspections of categorical users and 84 inspections of significant non-categorical users in both districts excluding sampling inspections. Pretreatment staff conducted 19 regulatory compliance meetings in 2021.



Pretreatment staff inspected all companies classified as SIUs at least twice during the 12 month review period. The Pretreatment Section satisfied and exceeded EPA requirements to inspect every SIU at least once every twelve month period.

During 2021, EM staff conducted 163 industrial user sampling inspections of 73 industrial user facilities resulting in the collection of 172 composite and grab samples. Of the 172 monitoring reports, 161 were issued to significant user and 11 were issued to non-significant users. There were 94 sampling inspections of 40 categorical industries and 58 sampling inspections of 26 significant non-categorical users.

All facilities classified as SIUs were sampled within the required 12-month period with the exception of two facilities. The first facility, Maroon Group LLC d/b/a Lincoln Fine Ingredients, a small scale chemical manufacturer, discharged on a batch basis. EM staff sampled this company on February 11, 2020, just prior to the NBC suspending activities due to the COVID-19 pandemic. During the latter half of 2020, the company drastically reduced the frequency of discharges to the sewer and no batch discharges occurred in the final months leading up to February 11, 2021. Therefore, EM was unable to collect a sample before the end of the 12-month period. This company was sampled twice during 2021. The second SIU not sampled in 2021 was Tanury Industries PVD, Inc. which discharges on a batch basis. During 2021, the company collected all process wastewater and shipped it offsite for disposal. This was verified by Pretreatment staff during inspections. EM staff regularly contacted the company to inquire if a batch was to be discharged. All of the remaining SIUs were sampled at least twice during 2021 with the exception of four which were sampled once. All four of these SIUs went out of business in 2021. The first SIU only sampled once, Pawtucket Power Associates, a steam electric power generator, ceased operations in early 2021. The company only had one batch discharge in 2021 prior to ceasing operations. EM was able to collect samples from this discharge. The second SIU, Orbit Energy Rhode Island, LLC, a food waste to energy facility, was sold to RI Bioenergy Facility LLC, in mid-2021. EM was able to conduct one sampling event prior to the sale. The third SIU, A. Harrison & Company, Inc., a chemical manufacturing facility, ceased operations in mid-2021. Prior to permanently closing, the company drastically decreased the frequency of its batch discharges. EM staff was able to collect samples from one of the batch discharges. The final SIU only sampled once, 9W Halo OpCo L.P., an industrial laundry, abruptly ceased operations in June 2021. EM had conducted one sampling event prior to the company permanently closing.

TABLE 13 summarizes the status of each company that was inspected or sampled by the NBC less than twice in 2021.

**TABLE 13**  
**Summary of SIUs Inspected or Sampled Less than Twice in 2021**

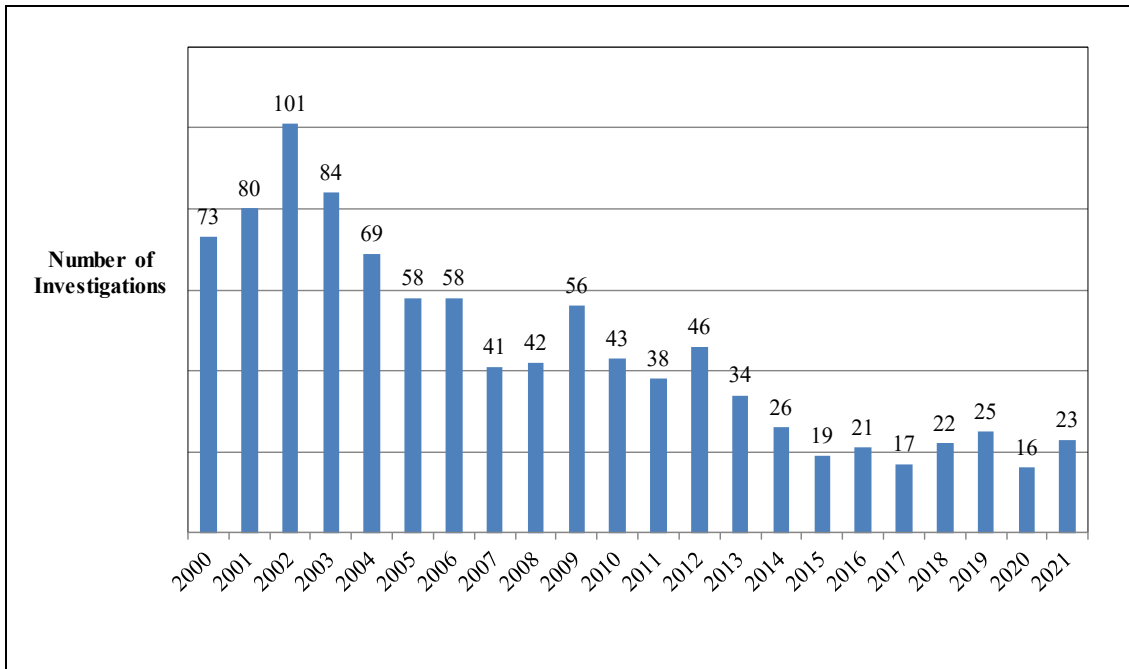
Company Name	2021 Inspection & Sample Summary	Explanation
<b>Field's Point</b>		
A. Harrison & Company Inc.	1 Sample	Firm ceased operations in mid-2021
Orbit Energy Rhode Island LLC	1 Sample	Firm was sold in mid-2021
<b>Bucklin Point</b>		
9W Halo Opco L.P.	1 Sample	Firm abruptly ceased operations in mid-2021
Pawtucket Power Associates	1 Sample	Firm ceased operations in early 2021
Tanury Industries PVD, Inc.	No Samples	Firm shipped all process wastewater offsite for disposal

A summary of the number of types of inspections performed by the NBC this reporting period is provided in TABLES 4 and 6, the Pretreatment Performance Summary Sheets, which are contained in CHAPTER I of this report. A list of each NBC sampling and nonsampling user inspection and the inspection date is provided in ATTACHMENT VOLUME II, SECTION 2.

**Emergency or Special Investigations**

During 2021, Pretreatment staff investigated 23 reports of spills, odors, blockages, unusual plant influents, and illegal discharges to the sewer system within the Field's Point and Bucklin Point service areas. A listing of 2021 emergency or special investigations is provided in ATTACHMENT VOLUME II, SECTION 4. FIGURE 6 is a graphical trend analysis detailing the number of pretreatment investigations conducted annually since 1999.

**FIGURE 6**  
**Number of Special Investigations per Year**

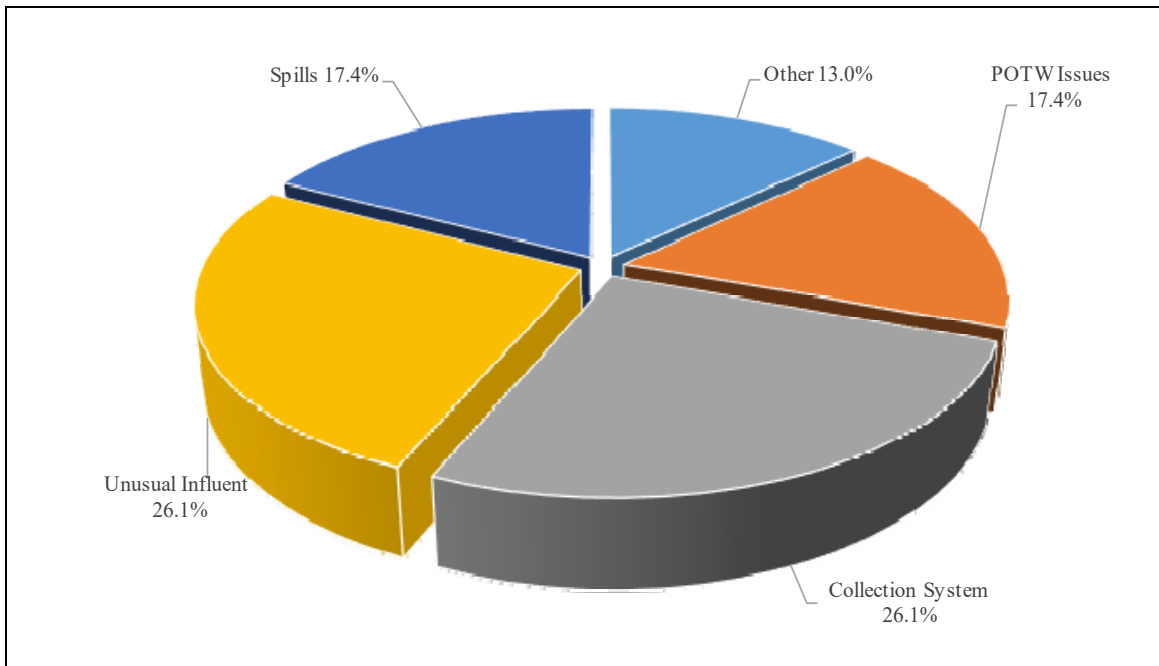


As can be seen from FIGURE 6, the number of investigations and spill response activities fluctuates from year to year, but has been significantly reduced from the number of investigations conducted in the early 2000s. This is attributed to better education of users regarding spill prevention practices, overall environmental awareness by industry and the decline of SIU manufacturing facilities in the district.

FIGURE 7 graphically depicts the breakdown of the types of investigations that occurred in 2021. As can be seen from the chart, the majority of the investigations resulted primarily from problems in the collection system and reports of unusual influent, which accounted for six investigations of each type. Reports of spills accounted for four investigations reports of illegal discharge accounted for one investigation and there were two investigations conducted in response to reports of odors. The four remaining investigations were in response to reports of issues at the treatment plants.

These investigations often require frequent follow-up activities, subsequent inspections and clean-up activities, and may result in the initiation of enforcement actions by the NBC. Numerous follow-up inspections were required as a result of these initial 23 investigations. Those NBC investigations of major concern and interest to the NBC over the past year are described in the following paragraphs.

**FIGURE 7**  
**Breakdown of 2021 Investigations**



**Unusual Influent Investigations**

Pretreatment staff investigates all incidents of unusual influent at both treatment facilities. In 2021, Pretreatment investigated six reports of unusual influent all of which occurred at the Bucklin Point plant. Five of the six reports were in response to influent pH fluctuations. The first report was of a higher than normal pH (6.4 su-7.0 su) entering the plant via the East Providence Interceptor (EPI). The pH in EPI at the plant was 7.5 standard units (su). The drainage area discharging to EPI was investigated. The pH up and downstream of the two SIUs in this drainage district was normal, ranging from 6.8 su to 7.7 su. The SIUs were contacted and neither had experienced any production or treatment issues. Three other companies with the potential to impact the plant were inspected and it was determined none of the three conducted process operations that could cause the pH in EPI to become elevated. Pretreatment staff measured the pH in two manholes receiving only residential wastewater and the pH was normal in both and ranged between 7.0 su and 7.75 su. The pH had returned to normal by the time staff returned to the plant. The remaining four investigations regarding pH fluctuations were in response low pH entering the plant via the Blackstone Valley Interceptor (BVI). These low pHs ranged from 3.0 su to 4.6 su and lasted approximately a half hour each. In response to each report, Pretreatment staff checked the pH at three locations upstream of the plant. The first location is on School Street in Pawtucket on BVI, the second location is at a manhole downstream of Bucklin Brook and the final manhole was upstream of the Seekonk Syphon prior to the Moshassuck Valley Interceptor (MVI) discharging into BVI. During all four of these

investigations, Pretreatment staff checked the pH in each of these locations and was normal, ranging from 5.96 su to 7.24 su. The pH had returned to normal by the time Pretreatment staff arrived at the plant. The plant was not adversely impacted by any incidents of low or high pH as they were of short duration.

The final investigation of unusual influent was in response to a report of purple influent entering the plant via BVI. The colored influent was coming in to plant for approximately a half hour and stopped coming in before staff could get to the plant. Pretreatment staff contacted all companies with the potential to impact the treatment plant with color. The companies were required to submit their color logs for the day of the report and the previous day. A review of the logs did not indicate the source of the color. Since the colored influent was of short duration, the treatment plant and receiving waters were not adversely impacted.

### **Food Preparation Related Grease Investigations**

During 2021 Pretreatment staff conducted six grease related investigations. Three investigations occurred in the Field's Point district and three occurred in the Bucklin Point district.

The first Field's Point grease related investigation was in response to report from Interceptor Maintenance (IM) stating the line on Armento Street in Johnston, which is owned by the Town of Johnston, was backed-up downstream of a meat processing facility. The sewer line was inspected, and it was flowing at an extremely slow rate up and down stream of the facility. Representatives of the company stated the basement of the facility was flooded due to the sewer line backing up into the facility. The company had their plumber snake their lateral and out in to street and did not find any blockages. The NBC lines in the area were inspected and were found to flowing normally. The Town of Johnston was contacted to inspect their lines. The second grease related investigation was conducted in response to a report from the City of Providence Department of Public Works (DPW) stating grease accumulation was observed in a sewer line located in the area of Rochambeau Avenue and Hope Street. Pretreatment staff investigated the area and determined there were six facilities with the potential to impact the sewer system with grease laden wastewater in the area. All of these facilities were permitted at the time of the investigation. Staff inspected all of the facilities. Four of the six facilities were found to be in compliance with their permits as the grease removal equipment in each facility was functioning properly and being maintained. In addition, these four facilities were maintaining logbooks. The remaining two facilities were not in compliance with their permits. The grease removal units at both facilities were not plugged in at the time of the inspections. When the units were plugged in, they did not function. Logbooks were not being maintained at either facility. Notices of Violation (NOV) were issued to both facilities requiring them to repair and properly maintain their grease removal equipment and logbooks. The final Field's Point grease related investigation was conducted in response to a report from the City of Providence DPW stating grease accumulation was observed in a sewer line in the DePasquale Square area of Atwells Avenue. Pretreatment staff investigated the area upstream of the impacted area and found five facilities in the area with the potential in impact the sewer system with grease laden wastewater. Three of the five facilities were permitted at the time of the investigation and the other two were

not. All five facilities were inspected. All three permitted facilities were in violation with the terms of their permits. The grease removal unit in one facility was not functioning, and the grease removal units in the other two permitted facilities were not energized and did not operate when plugged in. All three were not maintaining logbooks. Each facility was issued a NOV requiring them to repair and maintain their grease removal units and begin keeping logbooks. One of the unpermitted facilities was properly maintaining a grease removal unit and had a logbook. The other unpermitted facility was required to install grease removal equipment. Both unpermitted facilities were required to apply for and obtain Wastewater Discharge Permits. The Field's Point treatment plant was not adversely impacted by any of these reports of grease.

Three grease related investigations occurred in the Bucklin Point district. The first investigation was conducted in response to a report from IM staff stating a dry weather overflow occurred at the Bucklin Brook screening structure in Pawtucket. Numerous large chunks of grease were observed in the structure.

Pretreatment staff investigated the area upstream for potential sources with the capacity to discharge grease laden wastewater which would impact the Bucklin Brook structure. The only potential source was a housing complex located immediately upstream of the structure. Historically, the Bucklin Brook structure has been inundated with grease when sewer lines from the housing complex had been cleaned. The NBC met with representatives from the City of Pawtucket, who owns the sewer lines, and the owner of the housing complex to discuss how to prevent future occurrences. The city will be reconfiguring the sewer lines on Beverages Hill Road to eliminate points where grease can accumulate. The second grease related investigation was conducted in response to a report from the City of Central Falls DPW stating grease had accumulated in sewer lines in the areas of Higginson and Lonsdale Avenues. Pretreatment staff investigated area and determined it to be primarily residential. However, there were four facilities located in the area upstream of the impacted sewer lines. Three of the four were permitted the time of the investigation. All four of the facilities were inspected. The three permitted facilities were in compliance with their permits as they operating and maintaining their grease removal equipment and maintaining logbooks. The fourth facility was required to apply for and obtain a Wastewater Discharge Permit. A permitted restaurant located immediately downstream of the impacted area was also inspected. The restaurant was not properly maintaining its outdoor inground grease interceptor. A NOV requiring the interceptor to be properly maintained at all times was issued to this facility. The final grease related investigation was conducted in response to a report from the City of East Providence stating grease accumulated in city owned sewer line downstream of a permitted fast food restaurant. Pretreatment staff conducted an inspection inside and outside of the restaurant. Grease laden water was observed surrounding a down spout and leading to a catch basin on the abutting property. A representative of the restaurant stated the exhaust hoods in the kitchen had recently been cleaned and part of the cleaning activities occurred on the roof. The inspection of the kitchen reveal the grease removal unit was undersized and not functioning properly. The restaurant was issued a NOV which required it to install a properly sized grease removal unit and submit a report detailing the exhaust cleaning



Bucklin Brook Screening Structure

procedures and measures to be put in place to prevent future occurrences. The Bucklin Point treatment plant was not adversely impacted by any of this reports of grease.

### **Illegal Dumping and Unpermitted Discharges**

Pretreatment staff responds to all reports of illegal dumping and unpermitted discharges to the sewer, storm drains and NBC receiving waters. In 2021 Pretreatment staff investigated one report of illegal dumping or unpermitted discharge. This investigation occurred in Field's Point in response to a report of a vactor truck observed to be discharging to a catch basin on the City of Providence DPW property at the corner of Allens Avenue and Ernest Street. The truck was no longer at the site when Pretreatment staff arrived and there was no evidence of a discharge. However, a representative from the DPW stated that storm water collected from other catch basins in the city had been pumped to the catch basin in question. A review of the sewer maps showed this catch basin discharges to a storm line on Ernest Street which discharges through a NBC owned outfall. The city was advised to cease this practice. The Field's Point treatment plant was impacted by this discharge.

### **Spills**

In 2021, Pretreatment staff responded to four reports of spills. All of the four investigations occurred in the Bucklin Point district. The first report came from Teknor Apex Company located in Pawtucket stating there had been spill of plastic pellets from their tank farm which occurred, when the silo used to store this material was overfilled. The pellets were in the tank farm, street and a catch basin. The company swept up the material and placed filter cloth in the catch basin. The spilled material was disposed offsite. The sewer system was not impacted. The second report of a spill came from Chemart Company, a metal finishing facility located in Lincoln, stating that a spill of hydrochloric acid occurred during a routine delivery. A pump used to transfer hydrochloric acid from a reserve tank to the main holding tank malfunctioned causing approximately 100 gallons of acid to spill into the secondary containment area. The Lincoln Fire Department was on scene and handled the spill as a HAZMAT response. Water was used to dilute the acid and suppress any fumes. The acid/water mixture was fully contained at the facility and did not discharge to the sewer. The material was pumped out and shipped offsite for disposal. The third investigation into a spill was in response to a report of a chemical spill at Zoll, Inc. located in Pawtucket. Upon arrival at the scene, a representative of the company informed Pretreatment staff that no spill had occurred and that employee had experienced minor respiratory distress. An inspection of the facility showed no evidence of a spill. The final investigation due to a report of a spill occurred when Pretreatment staff were notified there was a spill near Tidewater Landing in Pawtucket. DEM was onsite when Pretreatment staff arrived at the scene. It was stated soil from the construction project was released to the Seekonk River. The construction company adjusted the booming strategy to prevent future occurrences. The sewer system was not impacted.

## Odors

During 2021 Pretreatment staff responded to two reports of odors. Both of these reports occurred in the Field's Point district. The first investigation due to odors occurred when Pretreatment staff responded to a report of sewer odors in the area of a Parkside Drive in Johnston. An investigation of the area determined it to be primarily residential. Staff used a 4-gas meter to monitor the atmosphere of the area and nothing unusual was detected. Pretreatment staff did not detect sewer odors in the area. The matter was referred to the Town of Johnston. The second investigation occurred when Pretreatment received a report of unusual odors in the area of the CSO Odor Control System on Calverly Street in Providence. The report stated the area smelled of waffles. Pretreatment staff investigated the area and did not detect sewer odors and also detected the odor of waffles. There is a waffle restaurant in the immediate area.

## Wastewater Treatment Plant Response

Pretreatment staff assist Operations staff when incidents occur at the treatment plants to ensure environmental impacts are minimized. In 2021, there were four incidents where Pretreatment staff provided assistance. All four occurred at the Field's Point facility. The first incident occurred when an earthen dam used to contain grit failed due to extremely heavy rains from Tropical Depression Ida. The drain on the grit pad which discharges to the headworks was overwhelmed due to the rain. This caused storm water contaminated by grit to discharge to the storm water system and subsequently the Providence River. Once the storm abated the berm was repaired. The affected area and storm line were cleaned and disinfected using water and sodium hypochlorite. This wash water mixture was pumped out of the storm line and disposed of in the headworks of the treatment plant. A retaining wall was built in this area to prevent future occurrences.



Earthen Dam Failure at Field's Point



The second incident occurred when Pretreatment staff observed soapy water discharging to the storm water system. Upon investigation it was discovered that NBC staff was washing



Sodium Hypochlorite Spill & Repair

vehicles in the area of catch basins connected to the storm water system. Staff was instructed to cease washing the vehicles and in the future conduct vehicle washing in areas where the catch basins discharge to the headworks of the plant. The remaining two incidents occurred when aging underground pipes used to

transport sodium hypochlorite leaked causing hypochlorite to come up through the pavement. The first incident there was a release of approximately 1,200 gallons and the second release was approximately 250 gallons. Neither release entered the storm water system. The material was cleaned up and disposed of. Operations and Interceptor Maintenance staff excavated the impacted area and repaired the lines. There is a construction project in place to replace these lines in 2022. Operations staff notified all appropriate agencies when necessary.

### **Pass-through and Interference**

During 2021 the Pretreatment Section conducted 23 special or emergency investigations within the Field's Point and Bucklin Point districts. All reports of spills, dumping activities, unusual influents, and other related incidents during 2021 were thoroughly investigated. It is not known at the onset of an unusual influent report if the influent pollutant will cause interference with either mechanical equipment or with the microbial organisms utilized at the treatment facilities to break down the sanitary waste. Nonetheless, each report must be investigated to ensure that the unusual influent does not cause interference with NBC operations, pass through the facility into the receiving waters, or cause a discoloration of the receiving body of water, all of which would result in NBC being in violation of its RIPDES permits. None of the unusual influent incidents, dumping reports or spills investigated during 2021 resulted in interference or pass-through situations at either of the NBC wastewater treatment facilities. This is a testament to the excellent job done daily by the NBC to control the discharge of toxic and nuisance pollutants.



## *IV. COMPLIANCE MONITORING*

## **Compliance Monitoring**

The Narragansett Bay Commission utilizes two types of industrial and commercial user monitoring to determine compliance with effluent discharge limitations. These are:

- User Self-Monitoring;
- Compliance monitoring conducted by NBC personnel.

A description of both types of monitoring is provided in the following sections.

### **User Self-Monitoring**

User self-monitoring is sampling conducted by an industrial or commercial user in accordance with the terms of their permit. The frequency of self-monitoring required by the permit may vary from once every twelve months (one time per year) to once per month (twelve times per year) depending on the nature and volume of the wastewater discharges. In some cases, permits may require compliance monitoring of each facility discharge. The frequency of self-monitoring is automatically increased to weekly when a user fails to meet discharge limitations by self-monitoring or by NBC sampling results. Once the user has demonstrated full compliance during four consecutive sampling events, the user is returned to the monitoring frequency specified in the permit.

User self-monitoring must be conducted in accordance with federal pretreatment requirements as specified in 40CFR§403 and analytical techniques specified in 40CFR§136. A Certification of Analysis (COA) detailing the results must be submitted with a properly completed Self-Monitoring Compliance Report (SMCR) form and Chain of Custody (COC) documentation. The SMCR requires the user to review the analytical results prior to submittal, to notify the NBC of any violation within twenty-four (24) hours of becoming aware of the violation and to enter the analytical report identification number on the SMCR. The SMCR notifies the users of the NBC requirement to resample their wastewater for any parameters violating standards. This resampling must be done and results submitted within thirty (30) days of becoming aware of the violation. The SMCR also requires the user to notify the NBC of the reasons for the violation and the steps and time frame necessary to correct the violations. This form must be signed by an authorized agent of the company. A sample SMCR is provided in ATTACHMENT VOLUME I, SECTION 3.

Pretreatment staff developed the 24-Hour Violation Notification Fax form so that the user could quickly report an effluent violation to the NBC. This form also provides a good file record that the proper NBC violation notification requirement was satisfied by the user. A sample 24 Hour Violation Notification Fax form is provided in ATTACHMENT VOLUME I, SECTION 3.

Samples collected by industrial and commercial users can be either composite samples or grab samples. Composite samples consist of a number of samples taken over a period of time that are combined. Most permit sampling consists of composite samples.

Grab samples consist of a single sample taken at one point in time. This type of sample is typically used to monitor the pollutant concentrations of batch discharges from facilities and to ensure that wastewater discharged on a batch basis is receiving proper pretreatment. A batch discharge usually occurs from one tank over a short period of time.

Many users are required to perform both composite and grab sampling of their discharges. Composite samples are collected from the continuous final effluent and grab samples are collected from batch treatment tanks and/or small process tanks that are batch discharged to the final discharge point. Composite sample results are evaluated for compliance with the NBC discharge limitations shown in TABLE 14. This table indicates the discharge standards that must be maintained by users located in the Field's Point and Bucklin Point districts. Batch discharges are evaluated for compliance by means of a concentrated discharge formula. This formula is based on the allowable mass loading from a facility and is essentially equivalent to the EPA combined wastestream formula.

In addition to regular wastewater sampling, many industrial users, including all electroplaters and metal finishers, are required to continuously record the pH of the effluent discharged from their firm. These users are required to submit a monthly pH Monitoring Report summarizing the maximum, minimum, and average pH values for each day of operation. The pH Monitoring Report form requires the user to certify that the data reported to the NBC was taken directly from the pH recording chart and is reported to an accuracy of 0.1 standard units. Firms that discharge wastewater on a batch basis must record the final pH of the batch prior to discharge. This data must also be reported monthly. The NBC Batch and Continuous pH Monitoring Report forms are provided in ATTACHMENT VOLUME I, SECTION 3.

### **NBC Industrial User Sampling Program**

EM staff conducts compliance monitoring of industrial and commercial facilities to assess users compliance status and to verify the validity of user self-monitoring results. Sampling is conducted inside the facility and is random and unannounced. A chain of custody procedure is used which includes completion of a chain of custody section on the Sample Submission Sheet. Sample bottles are sealed with bottle sealing tape to prevent tampering after sampling and preservation has been completed. A sample submission sheet is completed by EM staff conducting the sampling and specifies the exact sampling procedure to be implemented, the laboratory analysis requested to be conducted, facility water consumption data, sample preservation documentation and a certification of split sample acceptance or refusal signed by the user. Copies of these sampling and chain of custody documents are provided in ATTACHMENT VOLUME I, SECTION 3.

**TABLE 14**

**NBC Field's Point Effluent Discharge Limitations**

(Providence, North Providence, Johnston, small sections of Lincoln and Cranston)

<u>Parameter</u>	<u>Limitation (Max)</u>	<u>Parameter</u>	<u>Limitation (Max)</u>
Arsenic (Total)	0.02*	Zinc (Total)	2.61
Cadmium (Total)	0.11	Total Toxic Organics (TTO)	2.13
Chromium (Total)	2.77	Biochemical Oxygen Demand (BOD <sub>5</sub> )	300
Copper (Total)	1.20	Total Suspended Solids (TSS)	300
Cyanide (Total)	0.58**	Total Oil and Grease (fats, oils and grease)	125
Lead (Total)	0.60	Total Nitrogen	115***
Mercury (Total)	0.005	Ammonia	50***
Nickel (Total)	1.62	pH range (at all times)	5.0-11.0 s.u.
Silver (Total)	0.43		

<u>Industrial User Category/Categories</u>	<u>Parameter(s)</u>	<u>Limitation (lbs/1000 gal)</u>
14	BOD <sub>5</sub> and TSS	5
23 and 29	BOD <sub>5</sub> and TSS	20
25, 28, 34, and 36	BOD <sub>5</sub> and TSS	10
33	BOD <sub>5</sub> and TSS	75
33	Total Nitrogen	10***
33	Ammonia	2***

**NBC Bucklin Point Effluent Discharge Limitations**

(Pawtucket, Central Falls, Lincoln, Cumberland, Rumford Section of East Providence, and Eastern Section of Smithfield)

<u>Parameter</u>	<u>Limitation (Max)</u>	<u>Parameter</u>	<u>Limitation (Max)</u>
Arsenic (Total)	0.03	Zinc (Total)	1.67
Cadmium (Total)	0.11	Total Toxic Organics (TTO)	2.13
Chromium (Total)	2.77	Biochemical Oxygen Demand (BOD <sub>5</sub> )	300
Copper (Total)	1.20	Total Suspended Solids (TSS)	300
Cyanide (Total)	0.50**	Total Oil and Grease (fats, oils and grease)	125
Lead (Total)	0.69	Total Nitrogen	115***
Mercury (Total)	0.06	Ammonia	50***
Nickel (Total)	1.62**	pH range (at all times)	5.0-11.0 s.u.
Silver (Total)	0.40		

<u>Industrial User Category/Categories</u>	<u>Parameter(s)</u>	<u>Limitation (lbs/1000 gal)</u>
14	BOD <sub>5</sub> and TSS	5
23 and 29	BOD <sub>5</sub> and TSS	20
25, 28, 34, and 36	BOD <sub>5</sub> and TSS	10
32	BOD	570
32	TSS	10
33	BOD <sub>5</sub> and TSS	75
33	Total Nitrogen	10***
33	Ammonia	2***

<u>Industrial User Category/Categories</u>	<u>Parameter(s)</u>	<u>Limitation (lbs/day)</u>
32	Total Nitrogen	300***
32	Ammonia	300***

\* The Arsenic Limitation in Field's Point applies to all Industrial Users except the landfill which must meet 0.4 mg/l.  
 \*\* The Cyanide Limitations for each district only applies to Industrial Users in categories 11 and 15. All other users in both districts must meet 0.4 mg/l. The Nickel Limitation for Bucklin Point only applies to Industrial Users in categories 11 and 15. All other uses in Bucklin Point must meet 0.50 mg/l for nickel.  
 \*\*\* Total Nitrogen and Ammonia Limitations in both districts are seasonal from May 1<sup>st</sup> through October 31<sup>st</sup>.

EM utilizes many controls to insure the legal integrity of the samples collected for compliance and enforcement monitoring. Quality Assurance and Quality Control (QA/QC) begins with the purchase of materials. The sample bottles purchased are high quality and pre-cleaned. New bottles are purchased and utilized for each sampling event and all old bottles are discarded. Only the bottles used in automatic samplers and cyanide sample bottles are washed and reused by NBC staff. Preservatives purchased are reagent grade with ultra low levels of impurities.

Standard Operating Procedures (SOP) have been established for glassware and equipment cleaning. These were developed in accordance with EPA established protocols. A copy of the SOP Manual is kept in each EM field laboratory at all times for reference. The procedures include specific information relative to the types of chemicals used, such as phosphate free detergents, deionized water, types and strengths of acids, and solvents. EM sampling equipment and protocols were modified to satisfy EPA Clean Sampling requirements.

A logbook is maintained for each automatic sampler to document all usage, cleaning and repairs, as well as all preventive maintenance. All sample lines are prepared in the same manner as sample containers. Acids used in this process are also periodically analyzed for contaminants. A blank water sample of the sampler hose and pump lines is collected and preserved upon completion of the cleaning process. This blank is submitted to the laboratory with the samples that are collected with that sampler. In addition, the deionized water system used by EM is checked each week at the ppb level to ensure the integrity of the final deionized water rinse.

Whenever the NBC conducts user sampling, the user is offered a replicate sample that they may have analyzed by an independent laboratory for comparison with the NBC results. The user is notified of the NBC results as soon as they are reported by the NBC Laboratory.

In addition to compliance monitoring inside the industrial and commercial user facilities, the NBC also monitors manholes strategically located throughout the sewer system on a regular basis. The purpose of this manhole monitoring is to track spills, concentrated or non-compliant discharges, and to monitor users without them being aware that sampling is being conducted.



*NBC Laboratory Building*

The majority of samples collected in 2021 by EM were analyzed at NBC laboratory facilities at Field's Point. The laboratory utilizes state of the art wastewater analytical equipment that is able to comply with the most stringent EPA and RI Department of Health (DOH) regulations that call for sensitive detection of various materials contained in wastewater.

The Water Quality Science Building (WQSB) is a state of the art building that houses the EM, Laboratory and TAC sections. The EM and Laboratory sections work together to ensure that samples are collected and processed in accordance with all EPA protocols.



*Water Quality Science Building*



*EMDA Lab Area*

The EM laboratory section of the building has been designed to include separate areas for plant sampling work, industry and manhole sampling, nutrient sampling and, fixed site sonde maintenance work. Preparation and cleaning of sampling equipment and bottles for these different sampling initiatives is performed in segregated areas to minimize the risk of equipment cross contamination. In addition, EM staff has work stations in order to prepare required paperwork for sample collection.

The EPA has outlined several analyses that require ultra low level detection. These analyses are for trace metals utilizing an inductively coupled plasma/mass spectrometer (ICP/MS), mercury using a cold vapor atomic fluorescence spectrometer, and cyanide. To achieve these ultra low levels, the instruments must be kept in an environment free of contaminants. The major contaminant of concern is metals. The WQSB has been designed to allow for samples to flow smoothly through the lab. The WSQB has been equipped with state of the art instrumentation. The building is equipped with an advanced class 10,000 clean room. The class 10,000 clean room is used to process ultra low level metal samples and ultra low level mercury samples. Fume hoods in the lab clean room are clean classified as approaching Class 1000 Clean Room Criteria. This means that there is very minimal exposed metal in this area. Everything in this area from the light fixtures to the door jambs are coated or made of a non-metallic material and all air is processed through HEPA filters. The biology labs have also expanded. There are now two labs utilized for microbiology analysis. This expanded area will allow the NBC to process the enterococcus samples required by the RIPDES permits.

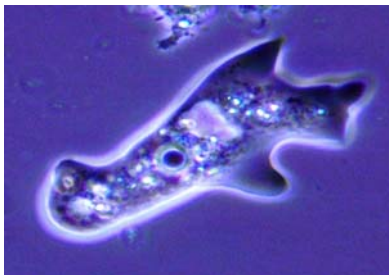


*Analytical Laboratory*

There are separate areas of the laboratory designated for digestion of metals, metals analysis on the ICP and metals analysis on the mercury analyzer. The mercury analyzer uses EPA Method 245.7 and currently has a detection limit of 1.0 parts per trillion (ppt). This detection limit is expected to improve as protocols for this equipment are further refined. The ultimate goal is to use EPA Method 1631 for the measurement of total mercury, with an estimated method detection limit of 0.05 ppt and minimum reporting limit (ML) of 0.2 ppt. The ICP/MS is used for ultra-trace multi-elemental analysis. The method used is EPA Method 200.8 for trace metals at EPA Water Quality Criteria levels.



*ICP used at the NBC Laboratory*



*Amoeba*

The Laboratory has a microbiology department dedicated to enterococcus, fecal coliform and various other bacterial analysis. A microscope, camera, and monitor are some of the tools used in the “Micro” room. There is also a room specifically used for making media, which is the material used to promote bacteria growth. The use of a separate room for media preparation is important to control contamination. To accommodate the projects conducted by NBC and to satisfy EPA regulations, it is vital to properly maintain and continuously improve the NBC Laboratory.



The WQSB has been designed with features that conserve energy and promote work efficiencies. The ventilation fume hoods function by increasing in velocity as the enclosure sashes are opened and decreasing in velocity as the enclosure sashes are closed. Other design features include motion sensor lighting in all areas, relative humidity control, and a temperature monitoring system to monitor biological sample and preserved analytical sample temperatures.

Between the period of January 1, 2021 through December 31, 2021, NBC staff conducted 163 sampling inspections of industries located within the Field's Point and Bucklin Point districts, resulting in 172 monitoring reports. Of these 172 monitoring reports, 147 were in full compliance with the NBC standards and 25 were not in compliance, resulting in a user compliance rate of 85.5% based upon NBC analyses. This is a decrease from the 93.6% rate of compliance reported for 2020 NBC monitoring results.

The NBC conducted sampling of 66 SIUs and seven non-significant user facilities in the two NBC districts during 2021. Of the 73 facilities sampled by the NBC, 40 facilities were classified as categorical industries at the time of the sampling event. There were 26 firms classified as significant non-categorical facilities when sampled by the NBC during 2021.

Computer printouts of the 2021 sampling results for significant and non-significant users, separated by district, are provided in ATTACHMENT VOLUME II, SECTIONS 5 and 6 respectively. NBC analyses are identified in the printout. These printouts list cadmium, chromium, copper, lead, nickel, silver, zinc, cyanide, BOD, TSS, Oil and Grease, and other categorical parameters specific to the user. The compliance status of each result is also indicated.

### **Analysis of Monitoring Results**

NBC permits required industrial and commercial users to submit 1,582 wastewater monitoring reports for the period from January 1, 2021 through December 31, 2021. For this period, the industrial and commercial users actually submitted 2,017 sample results, 1,815 of which were in full compliance with NBC and EPA standards. This is a user self monitoring report rate of compliance of 90.0%. The users submitted 27.5% more analyses than required by permits due to the NBC requirement to conduct weekly sampling once non-compliance has occurred.

TABLE 15 provides a summary of the batch and non-batch compliance monitoring results for categorical and non-categorical industries located in both NBC districts for the period from January 1, 2021 through December 31, 2021. TABLE 16 provides a summary of the batch and non-batch compliance monitoring results for the significant and non-significant industrial users. The data reported in TABLES 15 and 16 is shown graphically in FIGURES 8 and 9. TABLE 17 is a comparison of the percent compliance for both self-monitoring and NBC sampling results for the aforementioned period. This table indicates that there may be inconsistencies between NBC and user sampling results. While user self-monitoring compliance reports submitted by significant users indicate a compliance rate of 85.7%, NBC results indicate a compliance rate of 85.1% for this class of users.

**TABLE 15**

**Narragansett Bay Commission  
Field's Point and Bucklin Point Districts**

**Summary of All Compliance Monitoring Results  
for Categorical and Non-Categorical Users**

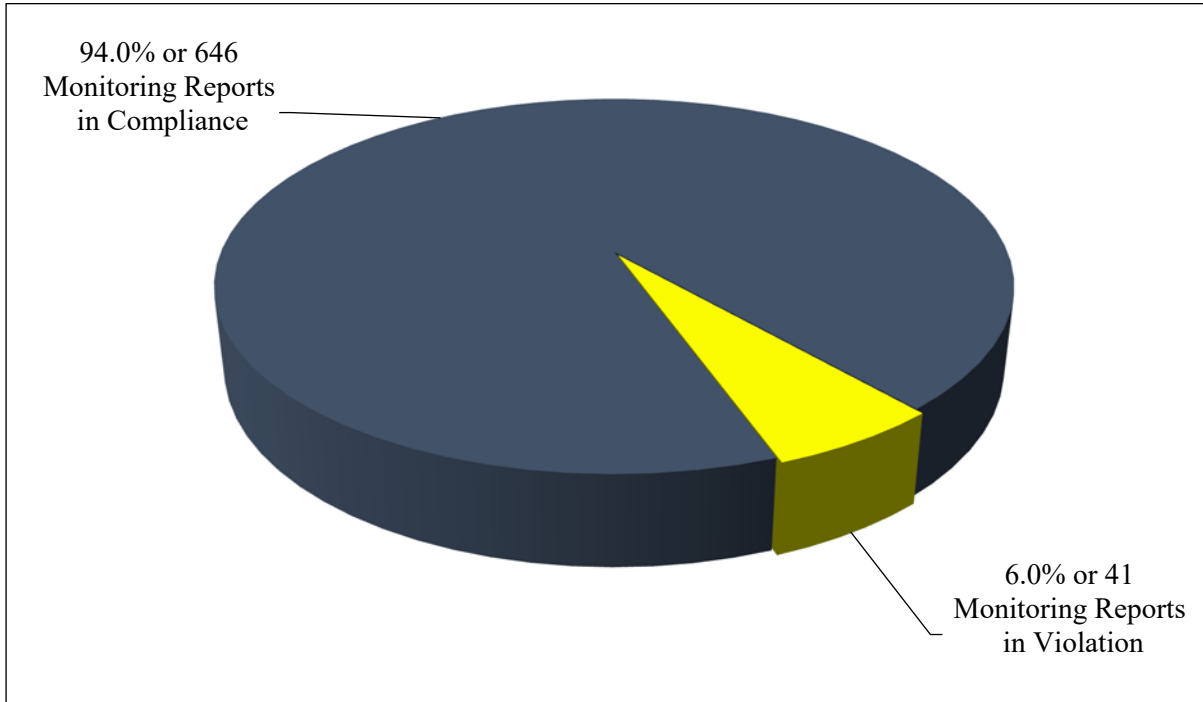
**January 1, 2021 - December 31, 2021**

<b><u>User Self-Monitoring Results</u></b>	<b>Categorical</b>	<b>Non-Categorical</b>	<b>Totals</b>
Total Monitoring Reports Required	<b>512</b>	<b>1,070</b>	<b>1,582</b>
Total Monitoring Reports Submitted	<b>593</b>	<b>1,424</b>	<b>2,017</b>
Total Monitoring Reports In Compliance	<b>571</b>	<b>1,244</b>	<b>1,815</b>
Total Monitoring Reports Not In Compliance	<b>22</b>	<b>180</b>	<b>202</b>
<b><u>NBC Monitoring Results</u></b>			
Total Monitoring Reports Collected	<b>94</b>	<b>78</b>	<b>172</b>
Total Monitoring Reports In Compliance	<b>75</b>	<b>72</b>	<b>147</b>
Total Monitoring Reports Not In Compliance	<b>19</b>	<b>6</b>	<b>25</b>
<b><u>All Results</u></b>			
Total Monitoring Reports Reviewed	<b>687</b>	<b>1,502</b>	<b>2,189</b>
Total Monitoring Reports With Violations	<b>41</b>	<b>186</b>	<b>227</b>
Total Monitoring Reports In Compliance	<b>646</b>	<b>1,316</b>	<b>1,962</b>
Total Users Sampled	<b>40</b>	<b>377</b>	<b>417</b>
Total Users With Violations	<b>13</b>	<b>42</b>	<b>55</b>
Total Users Without Violations	<b>27</b>	<b>335</b>	<b>362</b>

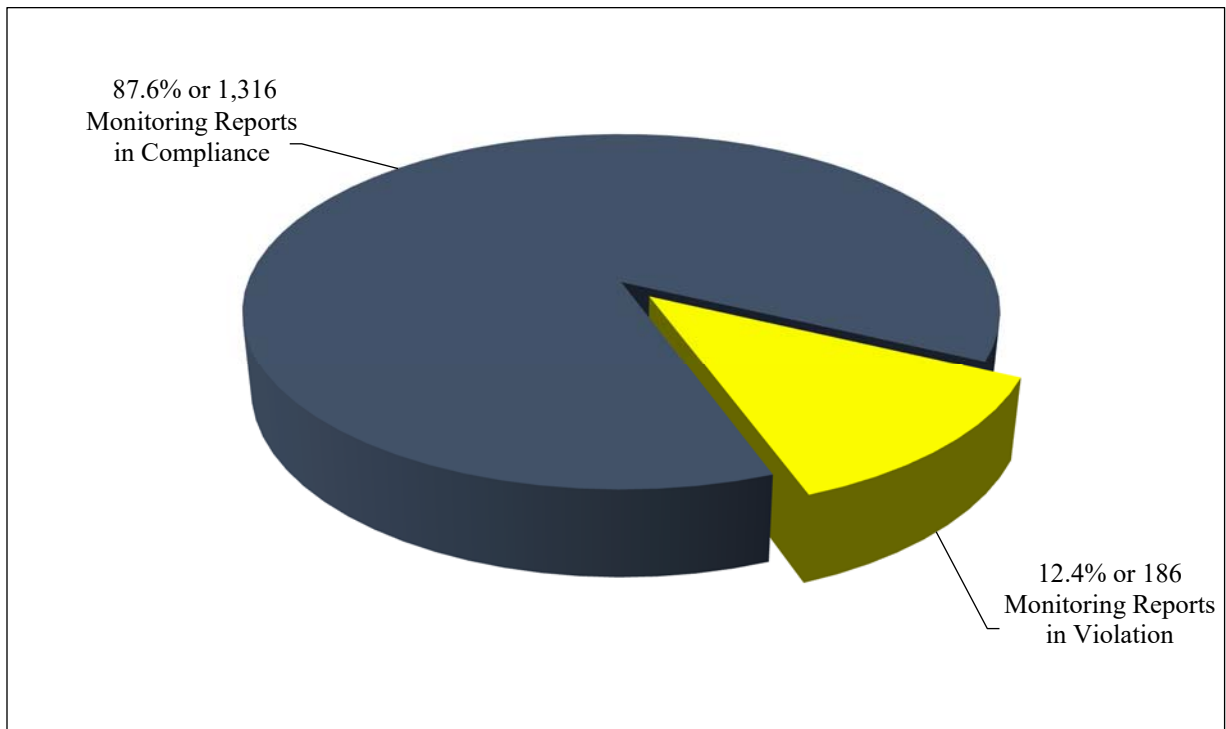
**FIGURE 8**

**2021 Rates of Compliance for Categorical and Non-Categorical Users  
Field's Point & Bucklin Point Districts**

**Categorical User Analyses  
Total Number of Monitoring Reports = 687**



**Non-Categorical User Analyses  
Total Number of Monitoring Reports = 1,502**



**TABLE 16**

**Narragansett Bay Commission  
Field's Point and Bucklin Point Districts**

**Summary of All Compliance Monitoring Results  
for Significant and Non-Significant Users**

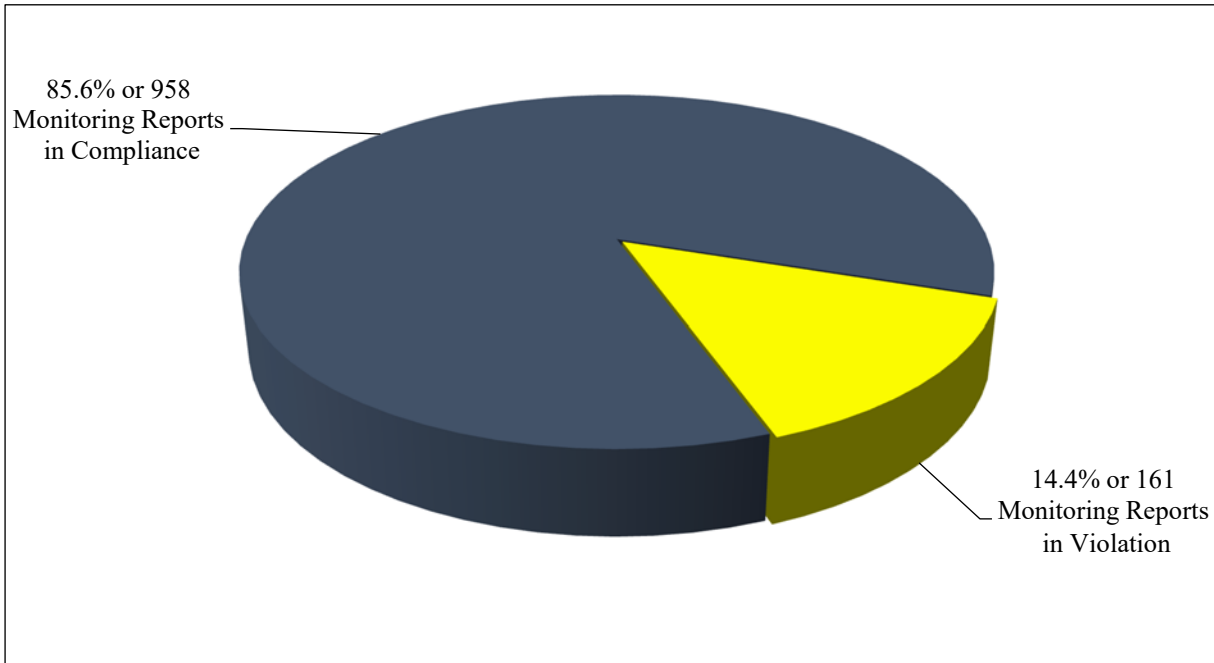
**January 1, 2021 - December 31, 2021**

<b><u>User Self-Monitoring Results</u></b>	<b>Significant Users</b>	<b>Non-Significant Users</b>	<b>Totals</b>
Total Monitoring Reports Required	<b>695</b>	<b>887</b>	<b>1,582</b>
Total Monitoring Reports Submitted	<b>958</b>	<b>1,059</b>	<b>2,017</b>
Total Monitoring Reports In Compliance	<b>821</b>	<b>994</b>	<b>1,815</b>
Total Monitoring Reports Not In Compliance	<b>137</b>	<b>65</b>	<b>202</b>
<b><u>NBC Monitoring Results</u></b>			
Total Monitoring Reports Collected	<b>161</b>	<b>11</b>	<b>172</b>
Total Monitoring Reports In Compliance	<b>137</b>	<b>10</b>	<b>147</b>
Total Monitoring Reports Not In Compliance	<b>24</b>	<b>1</b>	<b>25</b>
<b><u>All Results</u></b>			
Total Monitoring Reports Reviewed	<b>1,119</b>	<b>1,070</b>	<b>2,189</b>
Total Monitoring Reports With Violations	<b>161</b>	<b>66</b>	<b>227</b>
Total Monitoring Reports In Compliance	<b>958</b>	<b>1,004</b>	<b>1,962</b>
Total Users Sampled	<b>66</b>	<b>351</b>	<b>417</b>
Total Users With Violations	<b>19</b>	<b>36</b>	<b>55</b>
Total Users Without Violations	<b>47</b>	<b>315</b>	<b>362</b>

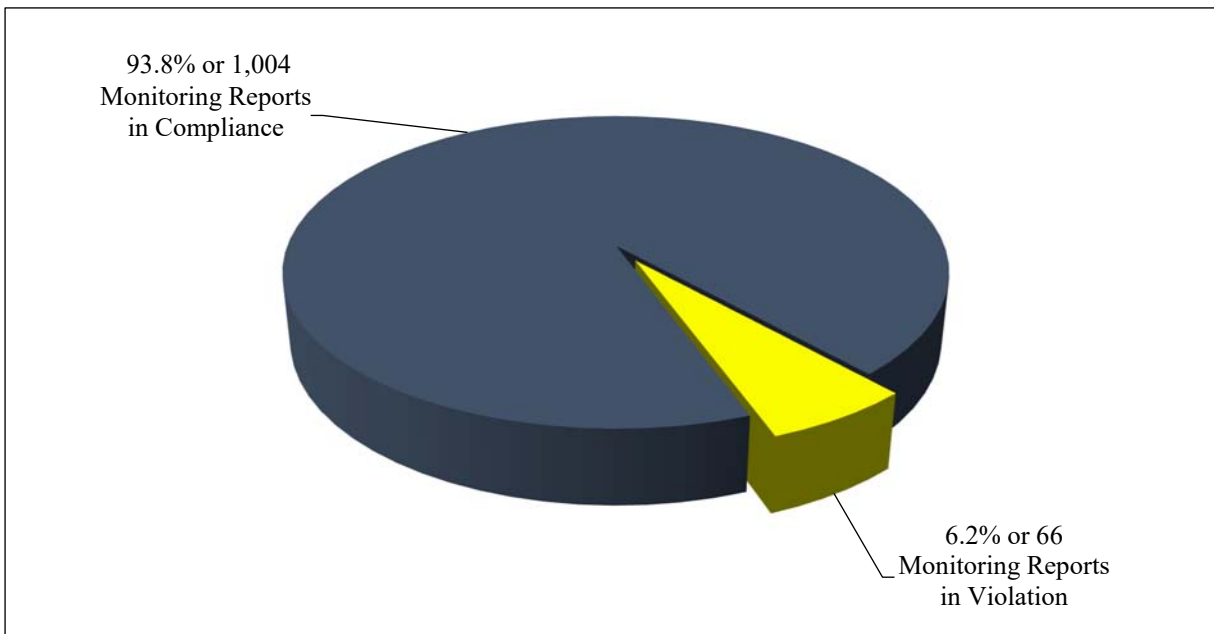
**FIGURE 9**

**2021 Rates of Compliance for Significant and Non-Significant Users  
Field's Point & Bucklin Point Districts**

**Significant User Analyses  
Total Number of Monitoring Reports = 1,119**



**Non-Significant User Analyses  
Total Number of Monitoring Reports = 1,070**



**TABLE 17**

**Narragansett Bay Commission  
Field's Point and Bucklin Point Districts**

**Comparison of Compliance Rates for  
Self-Monitoring and NBC Monitoring Reports**

**January 1, 2021 - December 31, 2021**

	<b>User Self-Monitoring</b>	<b>NBC Monitoring</b>	<b>All Results</b>
<b><u>Significant Users</u></b>			
Compliance Rate	<b>85.7%</b>	<b>85.1%</b>	<b>85.6%</b>
Non-Compliance Rate	<b>14.3%</b>	<b>14.9%</b>	<b>14.4%</b>
<b><u>Non-Significant Users</u></b>			
Compliance Rate	<b>93.9%</b>	<b>90.9%</b>	<b>93.8%</b>
Non-Compliance Rate	<b>6.1%</b>	<b>9.1%</b>	<b>6.2%</b>
<b><u>Categorical Users</u></b>			
Compliance Rate	<b>96.3%</b>	<b>79.8%</b>	<b>94.0%</b>
Non-Compliance Rate	<b>3.7%</b>	<b>20.2%</b>	<b>6.0%</b>
<b><u>Non-Categorical Users</u></b>			
Compliance Rate	<b>87.4%</b>	<b>92.3%</b>	<b>87.6%</b>
Non-Compliance Rate	<b>12.6%</b>	<b>7.7%</b>	<b>12.4%</b>
<b><u>All Users</u></b>			
Compliance Rate	<b>90.0%</b>	<b>85.5%</b>	<b>89.6%</b>
Non-Compliance Rate	<b>10.0%</b>	<b>14.5%</b>	<b>10.4%</b>

This data review indicates the overall SIU rate slightly decreased based upon user monitoring and NBC results when compared to the previous reporting year, as the overall SIU rate of compliance was 86.9% in 2020 and 85.6% in 2021. There was a 0.6% difference in significant industrial user compliance rates observed between user and NBC sampling results. The difference in compliance rates observed for categorical users for these two types of effluent monitoring events is 16.5%. User self-monitoring reports submitted by categorical users indicated full compliance 96.3% of the time, while NBC monitoring found categorical users to be in compliance 79.8% of the time for NBC sampling events. These differences in NBC and user monitoring compliance rates indicate that some users may not be properly collecting

samples or reporting results that may not be truly representative of the quality of their effluent discharge and may even indicate that some firms may be falsifying monitoring reports. The NBC aggressively investigates these discrepancies through its industry and manhole sampling programs. It is important to note, however, that the rate of compliance for both monitoring methods is quite high. The comparison of compliance rates of the different classes of users for user self-monitoring and NBC monitoring reports is presented in FIGURE 10.

**FIGURE 10**  
**2021 Comparison of Compliance Rates for**  
**Self-Monitoring and NBC Monitoring Reports**

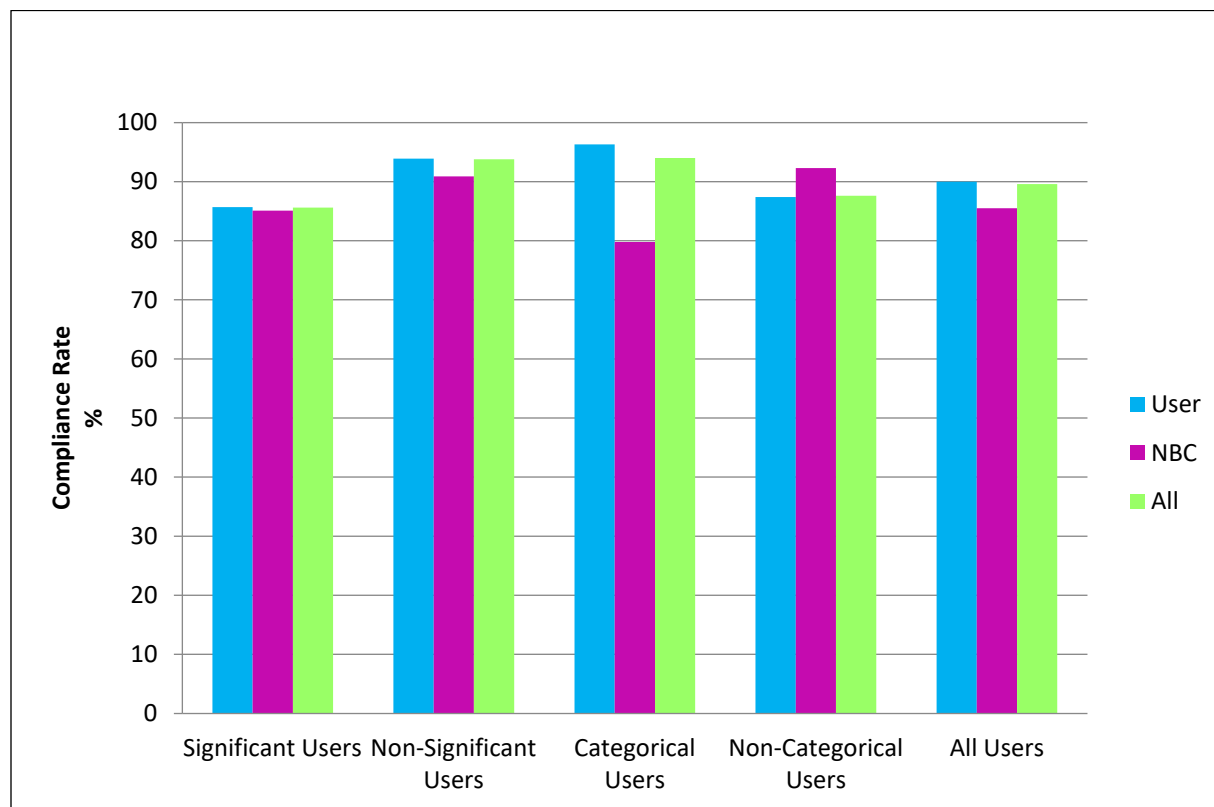


TABLE 18 provides a comparison of the compliance rates for different classes of users located in the Field’s Point and Bucklin Point districts. The compliance rates for each class of users in both districts were similar. The overall rate of compliance for Field’s Point users was 93.2%, while it was 84.9% in Bucklin Point.

The Field’s Point categorical users were in full compliance for 96.1% of the sampling events at their facilities in 2021. This compliance rate is less than the 98.8% compliance rate in 2020. The Bucklin Point categorical users were in full compliance for 91.4% of the sampling event at their facilities in 2020. This compliance rate is a decrease from the 97.2% in 2020. SIUs in the Field’s Point district had a rate of compliance of 91.4%, higher than 80.0% SIU compliance rate observed in the Bucklin Point district.

As can be seen from TABLE 18, categorical users in Field’s Point had the highest rate of compliance, 96.1%, while significant users located in the Bucklin Point district had the highest rate of non-compliance, 20.0%. The rate of user compliance for all users in both districts virtually remained the same at 89.6% in 2021 when compared to 2020, at 89.3%.

**TABLE 18**  
**Narragansett Bay Commission**  
**Comparison of Compliance Rates**  
**Between Field’s Point and Bucklin Point Districts**  
**for All Monitoring Results**

**January 1, 2021 - December 31, 2021**

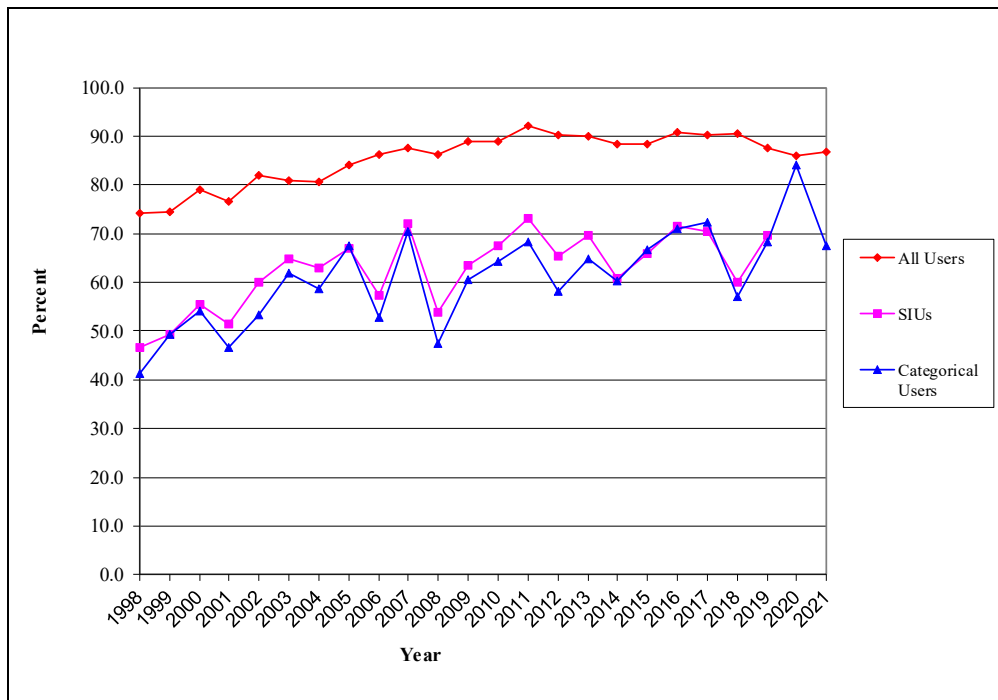
	<b>Field’s Point District</b>	<b>Bucklin Point District</b>	<b>Both Districts</b>
<b><u>Significant Users</u></b>			
Compliance Rate	<b>91.4%</b>	<b>80.0%</b>	<b>85.6%</b>
Non-Compliance Rate	<b>8.6%</b>	<b>20.0%</b>	<b>14.4%</b>
<b><u>Non-Significant Users</u></b>			
Compliance Rate	<b>94.5%</b>	<b>92.5%</b>	<b>93.8%</b>
Non-Compliance Rate	<b>5.5%</b>	<b>7.5%</b>	<b>6.2%</b>
<b><u>Categorical Users</u></b>			
Compliance Rate	<b>96.1%</b>	<b>91.4%</b>	<b>94.0%</b>
Non-Compliance Rate	<b>3.9%</b>	<b>8.6%</b>	<b>6.0%</b>
<b><u>Non-Categorical Users</u></b>			
Compliance Rate	<b>91.9%</b>	<b>81.7%</b>	<b>87.6%</b>
Non-Compliance Rate	<b>8.1%</b>	<b>18.3%</b>	<b>12.4%</b>
<b><u>All Users</u></b>			
Compliance Rate	<b>93.2%</b>	<b>84.9%</b>	<b>89.6%</b>
Non-Compliance Rate	<b>6.8%</b>	<b>15.1%</b>	<b>10.4%</b>

TABLE 19 provides an analysis of the percentage of firms in each user class with perfect compliance records for effluent monitoring occurring during 2021. This analysis indicates that 67.5% of categorical users and 71.2% of significant users had perfect compliance records for all effluent parameters and sampling events. The compliance rates for both of these user classes decrease when compared to 2020, which were 84.2% and 77.0% respectively. Non-significant users had the highest percentage of firms with perfect compliance records, 89.7%. During 2021, of the 417 firms that sampled their waste stream, 362 firms or 86.8% of users were in full compliance with NBC and EPA discharge standards. This analysis excludes the pH parameter and only reviews compliance with toxic pollutant



discharge parameters. The perfect compliance rate for each year since 1995 is presented in FIGURE 11. The rate of all users with perfect compliance for effluent monitoring has shown marked improvement over the years. In 1998 the overall rate of compliance for all users was 74.1% compared with 89.6% in 2021.

**FIGURE 11**  
**Rate of Perfect Compliance with Effluent Parameters for**  
**All Users, Significant, and Categorical Users**



The increase in user compliance rates from 1998 through 2021 can be attributed to NBC resampling requirements, open and prompt communications with users and to educational efforts by the Pretreatment and TAC staff regarding EPA and NBC requirements. In addition to educating users, TAC staff offer free assistance to companies to resolve compliance issues. The NBC user education and technical assistance programs have resulted in significantly improved rates of compliance by NBC users.

**TABLE 19****Narragansett Bay Commission****Analysis of Percentage of Firms With and Without  
Effluent Violations\* for Various User Classes  
Field's Point and Bucklin Point Districts****January 1, 2021 - December 31, 2021**

	<b>% Firms Without Effluent Violations*</b>	<b>% Firms With Effluent Violations</b>
<b>Categorical Users</b>	<b>67.5%</b>	<b>32.5%</b>
<b>Non-Categorical Users</b>	<b>88.9%</b>	<b>11.1%</b>
<b>Significant Users</b>	<b>71.2%</b>	<b>28.8%</b>
<b>Non-Significant Users</b>	<b>89.7%</b>	<b>10.3%</b>
<b>All Users</b>	<b>86.8%</b>	<b>13.2%</b>

**\*Excludes pH Parameter Violations.**

Of the 2,189 analytical reports reviewed during 2021, there were 227 reports that indicated non-compliance with one or more of the NBC or EPA effluent parameters (excluding pH). Of these 227 non-compliant sample reports, 161 were of samples collected from 19 SIU facilities and 66 non-compliant samples were collected from 36 non-significant facilities.

Ten of the 19 SIUs that had effluent violations during 2021 had five or more effluent parameter violations during the report period. In fact, of the 4,382 various pollutant parameters tested for by SIUs, these ten firms were responsible for 176 parameter violations out of a total of 185 parameter violations reported by all significant users during 2021. These ten firms accounted for 95.1% of all SIU parameter violations over the past year. As required by the EPA and DEM, the NBC has initiated some type of enforcement action against each of these firms. A listing of these ten firms and the current status of each of these users is provided in TABLE 20.

**TABLE 20**  
**Narragansett Bay Commission**  
**Status of Significant Users With 5 or More**  
**Parameter Violations**  
**January 1, 2021 - December 31, 2021**

<u>Company Name</u>	<u>Violations</u>	<u>User Status</u>
Aspen Aerogels Rhode Island, LLC.	23	This Bucklin Point aerogel manufacturing firm experienced 23 BOD violations from one of their sample locations. The violations occurred after the mass-based limit became enforceable on June 1, 2021. The firm was required to investigate methods to reduce BOD concentrations in the clean-in-place waste stream. The firm implemented chemical changes in the process chemistry. However, the chemical substitutions did not reduce the BOD concentrations. The firm contacted TAC for pollution prevention assistance. The firm was required to submit a formal proposal to meet the BOD limit. The firm has completed resampling and is now meeting the BOD limits.
Bliss Manufacturing Co., Inc.	9	This Bucklin Point metal finishing firm experienced nine copper violations. The firm attributed the violations to mis-directing a process waste stream to treatment rather than the evaporator. The firm has worked with TAC staff. The firm may propose to eliminate process wastewater discharges to the sewer. The firm has completed resampling and is now in compliance with NBC limits.

CBNA Barletta Phase IIIA CSO JV	5	This Bucklin Point joint venture firm conducts dewatering operations associated with the NBC Phase III CSO Pawtucket Tunnel Construction project. The firm experienced five arsenic violations during 2021. The firm proposed to lower the pH of the wastewater in its treatment system to optimize settling of arsenic. The firm continues to work towards achieving compliance.
Ecological Fibers, Inc.	67	This Bucklin Point printing firm experienced 67 zinc violations during 2021. The firm had been experiencing zinc violations since late 2019. In late 2020 the company was required to install additional pretreatment equipment to remove zinc from the waste stream. In early 2021 the firm proposed to install a batch treatment system. The system was approved and was required to be installed and operating by July 15, 2021. The firm optimized the system. The required resampling and has been completed and is now in compliance with NBC discharge limits.
Hord Crystal Corporation	5	This Bucklin Point metal finishing firm experienced five copper violations. The firm determined the violations were due to lack of maintenance on its ion exchange system. The firm now ensures maintenance is performed on a regularly schedule basis. The firm has completed resampling and is now in compliance with NBC discharge limits.

Monarch Metal Finishing, Inc.	11	<p>This Field's Point metal finishing firm experienced four nickel violations, three copper violations, one zinc violation and three cyanide violations. The three copper violations, three cyanide violations, the one zinc violation and two of the nickel violations occurred during NBC sampling events. The firm attributed one copper violation, one nickel violation, one zinc violation and one cyanide violation to a pretreatment system malfunction. The firm attributes the remaining violations to poor settling. The firm has repaired the system and optimized chemical addition to improve settleability. The firm completed the required resampling and is now in compliance with NBC discharge limits.</p>
Orbit Energy Rhode Island, LLC.	11	<p>This Field's Point food waste to energy firm experienced 11 total nitrogen violations. One violation was the result of an NBC sampling event. The firm attributed the violations to an upset in their biological treatment process. The firm replumbed biogas washing condensate to bypass the treatment system to help resolve the upset. Firm has completed resampling. The company was purchased by RI Bioenergy Facility, LLC.</p>

Providence Specialty Products, Inc.	23	<p>This Field's Point cheese manufacturing firm experienced 21 total oil and grease and two BOD violations. Nineteen of the oil and grease violations and the two BOD violations were from discharges from the cheese manufacturing operation. The firm has been experiencing oil and grease violations since prior to 2019. An Administrative Order (AO) was issued to the firm in December 2019. In response to the AO the company installed a pretreatment system in late 2020. Throughout 2021, the firm worked to optimize the system to comply with the oil and grease and BOD limits. An enforcement meeting will be held with firm in 2022. The remaining two oil and grease violations from discharges of wash water from the milk storage tank. The required resampling has been completed at this location.</p>
Tanury Industries	17	<p>This Bucklin Point metal finishing firm experienced five copper violations, four silver violations, one nickel violation, four cyanide violations, two EPA-cyanide violations and two total residual chlorine (TRC) violations. All of the metals violations, the four cyanide violations and the TRC violations were from the discharge of the pH neutralization tank. Three of silver violations, one copper violation, the nickel violation and one cyanide violation occurred during NBC sampling events. The two EPA-cyanide violations were from discharges of the cyanide destruct system. The firm attributed all of the violations to pretreatment equipment malfunctions and improper rinsing in the plating operations. The firm repaired the equipment and retrained its employees. In addition, the firm installed flow restrictors on rinse tanks to ensure the pretreatment system functions properly. The firm has completed all required resampling and is now in compliance with NBC discharge limits.</p>

- 5 This Field's Point brewery experienced five violations, four of the violations were for exceeding biochemical oxygen demand (BOD) limitations and one was for exceeding total suspended solids (TSS) limitations. The firm determined the violations were due to improper cleaning of process tanks. The firm has implemented a cleaning procedure to ensure no prohibited waste is being discharged. The firm has completed resampling and is now in compliance with NBC discharge limits.

### **2021 Industrial User Compliance Status Summary**

During 2021, the NBC continued to monitor and track the compliance status of all industrial users in both the Field's Point and Bucklin Point districts. Notices of Violation (NOV) were issued for all instances of non-compliance. A total of 1,863 NOV were issued in 2021. A table detailing each type of NOV issued to each firm can be found in ATTACHMENT VOLUME II, SECTION 8. A summary of the monthly compliance status for Significant Industrial Users can be found in ATTACHMENT VOLUME II, SECTION 5 and summary of the reports and requirements that were not submitted by the due date can be found in ATTACHMENT VOLUME II, SECTION 9. A summary of NBC Enforcement Actions, including the penalties assessed, is also provided in CHAPTER VI.

### **Industrial Surveillance Manhole Monitoring Program**

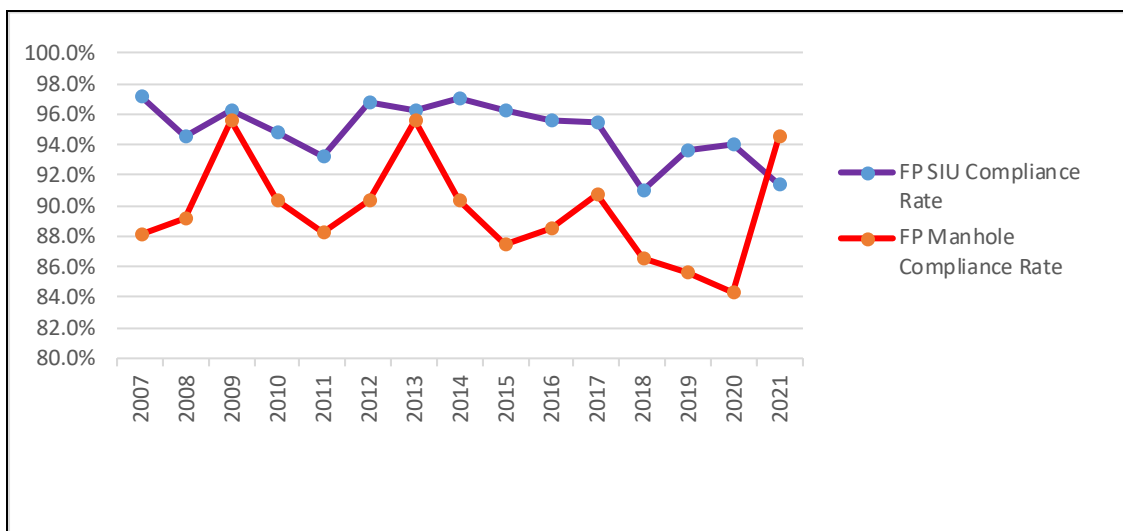
During 2021, EM staff conducted sampling of an average of five manholes each week. The automatic samplers for manholes are typically programmed to take a grab sample every 15 minutes over an approximately 24 hour period and utilize either one large bottle to obtain a single composite sample or a 24 bottle carousel to obtain 24 discrete samples. For carousel installations, 24 composite samples consisting of five grab samples per bottle are obtained over the 24 hour sampling period. EM staff analyzes each of the 24 sample bottles for pH and any unusual wastewater characteristics. Should any unusual conditions be observed, one or possibly all of the 24 samples would be analyzed separately. If no unusual characteristics are observed, an equal volume aliquot of each of the 24 samples is composited into two separate samples for laboratory analyses for metals and cyanide. After obtaining results indicating noncompliance, Pretreatment staff attempts to determine the potential source of these noncompliant discharges. Manhole monitoring results continue to indicate declines in the quantities of toxics discharged into the sewer system.



During 2021, the NBC successfully sampled a total of 231 industrial manholes located throughout the two districts. In addition to collecting industrial manhole samples, 36 sampling events were conducted at residential manholes. Seven additional manholes were attempted to be monitored in both Field’s Point and Bucklin Point, however, due to flow conditions or mechanical problems, effluent could not be collected by the automatic samplers at these sites. A total of 274 monitoring events were conducted at manholes in 2021. This is an increase from the 163 monitoring events conducted at manholes in 2020.

EM staff conducted 111 manhole monitoring events from industrial surveillance manholes in Field’s Point during 2021. Of the 111 manhole monitoring events, 105 or 94.6% were in compliance with NBC discharge limitations. As can be seen in FIGURE 12 this compliance rate is slightly higher than the compliance rate for sampling within Field’s Point SIU facilities in 2021, which was 91.4%.

**FIGURE 12**  
**Field’s Point SIU vs Manhole Compliance Rates 2007 - 2021**

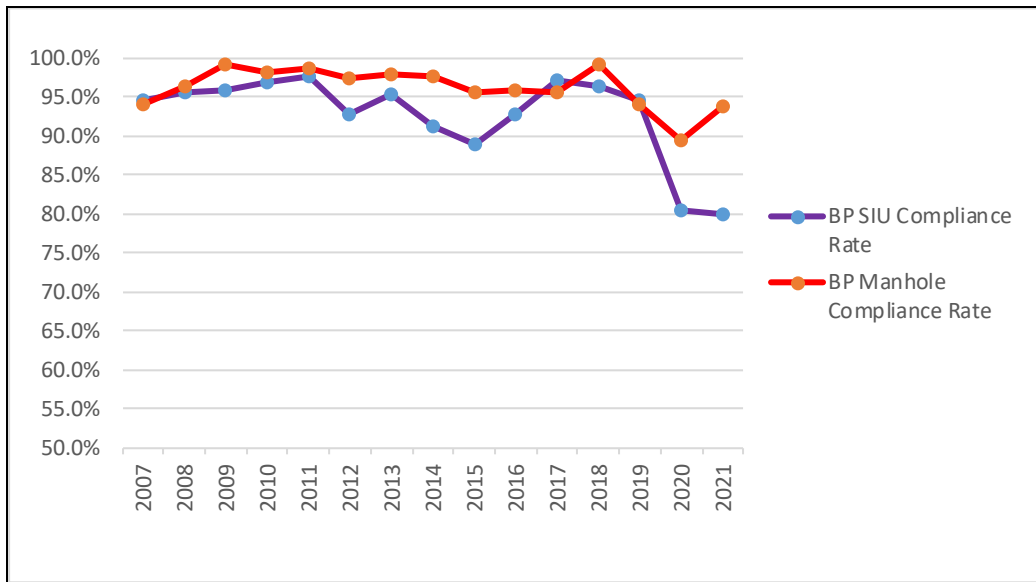


EM staff conducted 127 monitoring events from industrial surveillance manholes in Bucklin Point during 2021. Of the 127 manhole monitoring events, 119 or 93.7% of the events were in compliance with NBC discharge limitations. As can be seen in FIGURE 13, although comparable, this compliance rate is higher than the compliance rate for samples collected within Bucklin Point SIU facilities in 2021, which was 80.0%.

EM staff conducted 66 monitoring events from industrial surveillance manholes in Bucklin Point during 2021. Of the 66 manhole monitoring events, 59 or 89.4% of the events were in compliance with NBC discharge limitations. As can be seen in FIGURE 13 this compliance rate is slightly higher than the compliance rate for samples collected within Bucklin Point SIU facilities in 2020, which was 80.0%. The lower SIU compliance rate could be attributable to a single facility with multiple violations.



**FIGURE 13**  
**Bucklin Point SIU vs Manhole Compliance Rates 2007 – 2021**



A discussion of the results of sanitary monitoring is provided in CHAPTER V of this report and a discussion of the manholes with elevated concentrations of toxics is provided in the following paragraphs. Industrial surveillance and sanitary manhole monitoring results for 2021 are provided in ATTACHMENT VOLUME II, SECTION 7.

*INDUSTRIAL SURVEILLANCE MANHOLE VIOLATIONS*

*FIELD'S POINT DISTRICT*

*Industrial Surveillance Manholes 111A & 111B*

Industrial Surveillance Manholes 111A and 111B are located on Railroad Avenue in Johnston downstream and upstream of G. Tanury Plating Company, which conducted metal finishing operations. On January 13, 2021, the concentration of cyanide in Industrial Surveillance Manhole 111A was in excess of the NBC discharge limitation of 0.58 ppm. On July 28, 2021 the concentration of copper was in excess of the NBC discharge limitation of 1.20 ppm. The firm was issued a Notice of Violation for each instance and required to submit a report detailing the cause of the high concentrations to be submitted. The firm attributed both violations on temporary workers utilizing poor rinsing techniques. This firm was purchased by Monarch Metal Finishing Inc. in mid 2021. Continued industrial manhole monitoring will be conducted by NBC personnel in 2022 to monitor the compliance status of this company.

### Industrial Surveillance Manholes 123A & 123B

Industrial Surveillance Manholes 123A and 123B are located on Starr Street in Johnston downstream and upstream of DiFruscia Industries, Inc., which conducts metal finishing operations. On March 10, 2021 the concentrations of chromium, copper, nickel and zinc in Industrial Surveillance Manhole 123A were in excess of the NBC discharge limitations of 2.77 ppm, 1.20 ppm, 1.62 ppm and 2.61 ppm respectively. On March 24, 2021 the concentration of zinc exceeded the NBC discharge limitation. The firm was issued a Notice of Violation in each instance, which required a report detailing the cause of the metals concentrations to be submitted. The firm attributed the March 10, 2021 violation to a leak which overwhelmed their treatment tank. The exceedance on March 24, 2021 was attributed to a faulty flocculant pump. Continued industrial manhole monitoring will be conducted by NBC personnel in 2022 to monitor the compliance status of this company.

### Industrial Surveillance Manholes 181A & 181B

Industrial Surveillance Manholes 181A and 181B are located on Carolina Avenue in Providence downstream and upstream of International Insignia Corporation, which conducts metal finishing operations. On December 1, 2021 the concentration of copper in Industrial Surveillance Manhole 181A was in excess of the NBC discharge limitation of 1.20 ppm. The firm was issued a Notice of Violation which required a report detailing the cause of the high concentration to be submitted. The firm attributed exceedance to employee error and poor rinsing. Continued industrial manhole monitoring will be conducted by NBC personnel in 2022 to monitor the compliance status of this company.

### BUCKLIN POINT DISTRICT

#### Industrial Surveillance Manholes 92A & 92B

Industrial Surveillance Manholes 92A and 92B are located on New England Way in Lincoln upstream and downstream of Tanury Industries, which conducts metal finishing operations. Throughout 2021, the concentrations of copper, nickel, silver, and/or cyanide in Industrial Surveillance Manhole 92B exceeded the NBC discharge limitations of 1.20 ppm, 1.62 ppm, 0.40 ppm, and 0.50 ppm respectively. Exceedances of one or more of the aforementioned parameters occurred on June 9, 2021, June 30, 2021, October 20, 2021, November 23, 2021, and December 22, 2021. The firm was issued a Notice of Violation in each instance which required a report detailing the cause of the high concentrations of metals and/or cyanide to be submitted. The firm attributed the June 2021 violations to a trench overflow, and the October violation to an equipment malfunction and improperly trained employees. Continued industrial manhole monitoring will be conducted by NBC personnel in 2022 to monitor the compliance status of this company.

### *SURVEILLANCE MANHOLE MONITORING CONCLUSIONS*

The NBC conducts surveillance manhole monitoring throughout the sewer districts on a routine basis. These manholes are located up and down stream of significant industrial users and zero discharge facilities as well as in residential areas. Pretreatment staff reviews the analytical data from all manhole monitoring events. Pretreatment and EM staff work together to find the source when the results indicate non-compliance with NBC discharge limitations. In 2022, Pretreatment staff investigated all incidents of non-compliant manhole results. Companies which discharge to the manhole were inspected and Notices of Violation letters were issued to companies found to be the source of the noncompliant wastewater. This aggressive manhole monitoring program will continue in 2022.

*V. NBC IMPACT OF PRETREATMENT  
PROGRAM ON CONTROL OF TOXICS  
AND INCOMPATIBLE WASTE*

## **NBC Impact on the Control of Toxics and Incompatible Wastes**

The NBC continues to improve receiving water quality by meeting and exceeding compliance with RIPDES discharge standards, limiting the impact wastewater treatment facility effluent has on Narragansett Bay. To this end, influent and effluent metals and cyanide loading data are evaluated to provide a measure of the amount of industrial waste being discharged to the sewer system, as well as a means of quantifying the effectiveness of the NBC in controlling and reducing such discharges. The NBC has analyzed and tracked the toxic pollutant loading trends at its treatment facilities since the creation of the agency.

The data and analyses presented in this chapter summarize the 2021 monitoring initiatives performed by Environmental Monitoring (EM), including monitoring of the treatment facilities, the collection system, industrial and commercial users, and the receiving waters of Narragansett Bay. The Pretreatment Section works in conjunction with the EM, Laboratory, TAC, Operations, and Engineering sections to control toxics from entering and impacting the sewer system. EM conducts sampling of wastewater from all discharge sources into the NBC system, throughout the collection and treatment systems, and ultimately to its final fate as either sludge or as treated effluent discharged into Narragansett Bay.

## **NBC RIPDES Permit Requirements**

In September 2017, the DEM issued RIPDES permits to the Field's Point, RI0100315, and Bucklin Point, RI0100072, treatment facilities. These permits became effective on December 1, 2017. Several pollutants were added and removed to the monitoring requirement imposed by the permits. TABLE 21 details the changes in pollutants required to be monitored for each facility:

**TABLE 21  
Pollutant Changes in 2017 RIPDES Permits**

<b>Field's Point WWTF</b>	
<b>Pollutant Added to RIPDES Permit Monitoring</b>	<b>Pollutant Removed from RIPDES Permit Monitoring</b>
Aluminum	Silver
Arsenic	Mercury
Cadmium	Biochemical Oxygen Demand (BOD)
Hexavalent Chromium	Wet Weather Outfall BOD
Lead	Wet Weather Outfall pH
Carbonaceous Biochemical Oxygen Demand (CBOD)	
Enterococci	
Wet Weather Outfall CBOD	

**TABLE 21**  
(cont'd)  
**Pollutant Changes in 2017 RIPDES Permits**

<b>Bucklin Point WWTF</b>	
<b>Pollutant Added to RIPDES Permit Monitoring</b>	<b>Pollutant Removed from RIPDES Permit Monitoring</b>
Aluminum	Silver
Cadmium	Mercury
CBOD	BOD
Enterococci	Wet Weather Outfall BOD
Lead	Wet Weather Outfall pH
Wet Weather Outfall CBOD	
Wet Weather Outfall Enterococci	

The removal of a parameter from a RIPDES permit, or a change to monitor only status is a clear indication that the levels discharged of the pollutant are no longer a concern for the DEM. Often this can be directly attributed to effective efforts by NBC staff. The timely collection of samples by EM, low-level trace analysis by the Laboratory, effective regulation and education of industry by Pretreatment, technical assistance provided to industry by TAC, and effective treatment performed by Operations are the key components of an efficient wastewater treatment organization.

The permits included limits for copper and nickel at Bucklin Point that were substantially lower than the interim limits previously in place for these metals. The NBC could not reliably attain these new limits. The NBC appealed these and several other conditions of both the RIPDES permits, and a consent order was issued on July 19, 2018 to temporarily stay these conditions. A formal Consent Agreement (CA) (RIA-424) was negotiated and issued on September 5, 2018. The CA was further amended on January 8, 2019, and included the following changes to the original permit conditions:

Field's Point:

- CBOD: Continued temporary stays on seasonal limits pending permit modification
- TSS: Continued temporary stays on seasonal limits pending permit modification
- Wet Weather Enterococci: Daily maximum limit of 276 cfu/100 mL changed to monitor only
- Wet Weather Total Residual Chlorine: Daily maximum limit of 20 ug/L changed to monitor only

Bucklin Point:

- CBOD: Continued temporary stays on seasonal limits pending permit modification
- TSS: Continued temporary stays on seasonal limits pending permit modification
- Copper: Interim monthly average and daily maximum limits of 29.8 ug/L and 86.1 ug/L were continued from previous Consent Agreement RIA-330; replacing 2017 permit limits of 6.5 ug/L and 6.5 ug/L, respectively
- Nickel: Interim monthly average limit of 25.0 ug/L replaced permit limit of 14.3 ug/L
- Wet Weather Enterococci: Daily maximum limit of 276 cfu/100 mL changed to monitor only
- Wet Weather Total Residual Chlorine: Daily maximum limit of 20 ug/L changed to monitor only

The wet weather enterococci and total residual chlorine (TRC) limit changes and the interim limits for copper and nickel at Bucklin Point are temporary and will be reevaluated by the DEM following receipt of data summaries from the NBC.

A formal Permit Modification was issued to the NBC and became effective on April 1, 2019. This modification set new seasonal limits for TSS and CBOD to replace the stayed limits from the 2017 permits. The final changes are as follows:

Field's Point:

- CBOD: May – October limits:
  - Average monthly load from 5,421 lbs/day to 10,842 lbs/day
  - Maximum daily load from 8,132 lbs/day to 16,263 lbs/day
  - Average monthly and average weekly concentration from 10 mg/L to 20 mg/L
  - Maximum daily concentration from 15 mg/L to 30 mg/L
- TSS: May – October limits:
  - Maximum daily load from 16,263 lbs/day to 24,395 lbs/day
  - Maximum daily concentration from 30 mg/L to 45 mg/L
  - All other TSS limits remain unchanged

Bucklin Point:

- CBOD: May – October limits:
  - Average monthly load from 2,585 lbs/day to 5,171 lbs/day
  - Maximum daily load from 3,878 lbs/day to 7,756 lbs/day
  - Average monthly and average weekly concentration from 10 mg/L to 20 mg/L
  - Maximum daily concentration from 15 mg/L to 30 mg/L
- TSS: May – October limits:
  - Maximum daily load from 7,756 lbs/day to 11,634 lbs/day
  - Maximum daily concentration from 30 mg/L to 45 mg/L
  - All other TSS limits remain unchanged

## **Sample Collection at the Wastewater Treatment Facilities**

All sample collection, preservation, and storage at the NBC treatment facilities is performed with strict adherence to EPA protocols. As detailed in the RIPDES permits, the Field's Point and Bucklin Point treatment facilities are required to sample the influent and effluent for toxic and conventional pollutants on a regular basis.

Toxic pollutant monitoring requirements include 24-hour composite sample collections for the analysis of chromium, copper, lead, mercury, nickel, silver, and zinc in the influent and effluent. Most metals and cyanide measurements are required twice per week at both plants and some metals are only sampled monthly. During 2021, EM staff collected all permit-required composite samples of the waste streams at the two treatment facilities.

Field's Point influent samples are collected at the single interceptor that feeds the facility, after bar screening and prior to the grit removal tanks. Influent cyanide samples are collected from this location twice per week and consist of nine separate grab samples. At Bucklin Point, influent composite samples are collected from the Blackstone Valley Interceptor (BVI) and East Providence Interceptor (EPI) that bring wastewater to the plant. These samples are combined based upon the flow percentages for the sample collection period. Influent cyanide samples are collected twice per week from the two Bucklin Point interceptors and consist of nine separate grab samples from each location. These samples are combined flow proportionally in the same way as the metals and conventional pollutant composite collections.

In December 2017, the Laboratory began analyzing influent metals on instruments with lower detection limits than in the past. Previously, several influent metals, cadmium, chromium, lead, and silver at Field's Point, and cadmium, chromium, lead, nickel, and silver at Bucklin Point, were often analyzed at their detection limits. This resulted in the inability to properly identify the actual levels of these pollutants that were coming into the treatment facilities, leading to overestimation of influent loads. It should be noted that these five metals exhibited a large decrease in loading for 2018 versus previously reported annual data, due in large part to the new detection limits. Reported data since 2018 are more directly comparable to each other, having been analyzed at the same method detection limits. TABLE 22 below shows the detection limit changes for cadmium, chromium, lead, nickel, and silver that went into effect in December 2017.

**TABLE 22**  
**NBC Detection Limit Changes in December 2017**

<b>Pollutant</b>	<b>Previous Detection Limit (ppb)</b>	<b>New Detection Limit (ppb)</b>
Cadmium	2.5	0.02
Chromium	10.0	0.3
Lead	10.0	0.3
Nickel	10.0	0.3
Silver	4.0	0.02



Final effluent sample collections at both facilities are downstream of all treatment processes. Composite effluent samples are analyzed by the Laboratory for conventional pollutants and metals including copper, lead, mercury, nickel, silver, and zinc, as well as nutrients. The nutrients analyzed include nitrite, nitrate, ammonia, TKN, and total phosphorus. Nitrate is determined by difference from a combined nitrite+nitrate measurement and a nitrite measurement. The Laboratory has two state-of-the-art nutrient auto-analyzers, one to process treatment plant samples and one to process saltwater samples. These instruments have improved analysis efficiency for nutrient measurements, and analytical results from this equipment continue to produce better precision and accuracy than previous analyses.

Other required sample collections for plant monitoring include daily fecal coliform and enterococci bacteria, CBOD, total suspended solids (TSS), pH, and TRC. Effluent samples are also collected and analyzed for dissolved metals and oil and grease at both facilities on a monthly basis. Lastly, whole effluent bioassay toxicity tests are also conducted quarterly at both facilities.

### **Clean Sampling Methods**

All treatment facility sampling is performed with methods outlined in *US-EPA Method 1669 – Sampling Ambient Water for Trace Metals at EPA Water Quality Criteria Levels*. As laboratory detection limits continue to be lowered, EM and TAC are constantly evaluating sample collection and handling procedures to ensure that contamination will not significantly affect the data results. EM uses ultra-clean sampling methodology for mercury developed by Hampton Roads Sanitation District of Virginia. This methodology uses sample bottles, tubing, and pumps that allow sample collection and transfer without opening bottle tops, eliminating many potential sources of contamination.

EM has implemented a plant sampling quality assurance program to evaluate the success of its current clean sampling program in limiting contamination in nutrient and metals composite sampling of the influent and effluent at the treatment facilities. The program defines a strict protocol for cleaning the 10 and 15 liter HDPE composite carboys used in sampling. This procedure involves dishwasher cleaning with laboratory-grade soap, followed by acid-cleaning with nitric acid. Carboys are then acid-cleaned using hydrochloric acid and rinsed with distilled, de-ionized (DI) water that has been treated to a purity minimum of 15 mega ohms per centimeter resistivity. Another key element of the plant sampling quality assurance program is the regular cleaning of the suction pump tubing used in drawing the waste stream sample into the composite carboy. This cleaning follows the same steps as the carboy cleaning. The success of the carboy and tubing cleaning is evaluated with the collection of blank samples. For these blank samples DI water is added to cleaned carboys and held for a minimum of 12 hours to simulate normal sample holding times. This water is then analyzed for the same parameters as the

wastewater sample. Tube cleaning is evaluated by drawing DI water through the tubing into pre-cleaned containers. Results from these samples have helped EM, in conjunction with the Laboratory, determine the steps needed to continue to improve sampling and laboratory procedures and instrumentation.

### **Field's Point Special Sampling Activities**

The following summarizes the special sampling activities conducted at Field's Point during 2021:

- In August 2019, Field's Point had a final effluent available cyanide concentration above the daily maximum RIPDES permit limit of 10 µg/L. This occurred again in March 2020. After each incident, Pretreatment staff inspected and/or contacted all companies with the potential to discharge cyanide. The analytical results from the influent cyanide sample collected at the same time indicated cyanide was below detection. In 2019, extra sampling efforts focused on identifying the source of the cyanide through additional monitoring throughout the district and the plant. As a result of the 2019 cyanide study, cyanide sampling procedures were modified to specify pipetting of a specific volume of sodium hydroxide preservative. In 2020, additional sampling focused on the monthly cleaning procedure used to clean tubing. Several studies isolated the cause as biofilm in the tubing interacting with residual hypochlorite solution to create false-positive cyanide spikes. Starting in August 2020, the Field's Point final effluent cyanide sampler tubing was replaced monthly with new tubing instead of the previous method of cleaning the tubing with hypochlorite solution. In 2021, sampling focused on hypochlorite dosing. During 2021, an additional SIU sampler was set up at the final effluent to mimic the cyanide sampler. This sampler was set up with extra suction hose so the hose could be collected and analyzed after several months of biofilm growth and cleaning procedures. This procedure was later modified to keep the tubing intact and a scrub brush used to harvest biofilm.
- During 2020, the NBC began monitoring for PFAS compounds at the influent, effluent, biosolids and industries. PFAS sampling began at industrial facilities at the end of August 2020. Sampling for PFAS began at the Field's Point facility in September. An initial round of QA/QC samples was collected to determine if different sampling methods yielded a wide range of PFAS concentrations. As a result, the influent and effluent back-up samplers were fit with Tygon® tubing. A portion of the samples collected in these samplers was poured off for PFAS analysis. Biosolid samples are collected directly into sample bottles to minimize possible contamination. This sampling continued during 2021 with industrial sampling ending in the first half of 2021. Influent, effluent and biosolids samples were collected and analyzed weekly from January through May and monthly from July through December. This sampling will continue in 2022.

## **Bucklin Point Special Sampling Activities**

The following summarizes special sampling activities conducted at Bucklin Point during 2021:

- During 2020, the NBC began monitoring for PFAS compounds at BVI, EPI, effluent, biosolids and industries. PFAS sampling began at industrial facilities at the end of August 2020. Sampling for PFAS began at the Bucklin Point facility in September. Based on the QA/QC sampling conducted at Field's Point, the influent and effluent back-up samplers were fit with Tygon® tubing. A portion of the samples collected in these samplers is poured off for PFAS analysis. Biosolid samples are collected directly into sample bottles to minimize possible contamination. This sampling continued during 2021 with industrial sampling ending in the first half of 2021. Influent, effluent and biosolids samples were collected and analyzed weekly from January through May and monthly from July through December. This sampling will continue in 2022.

## **Analysis of Influent Loading Data**

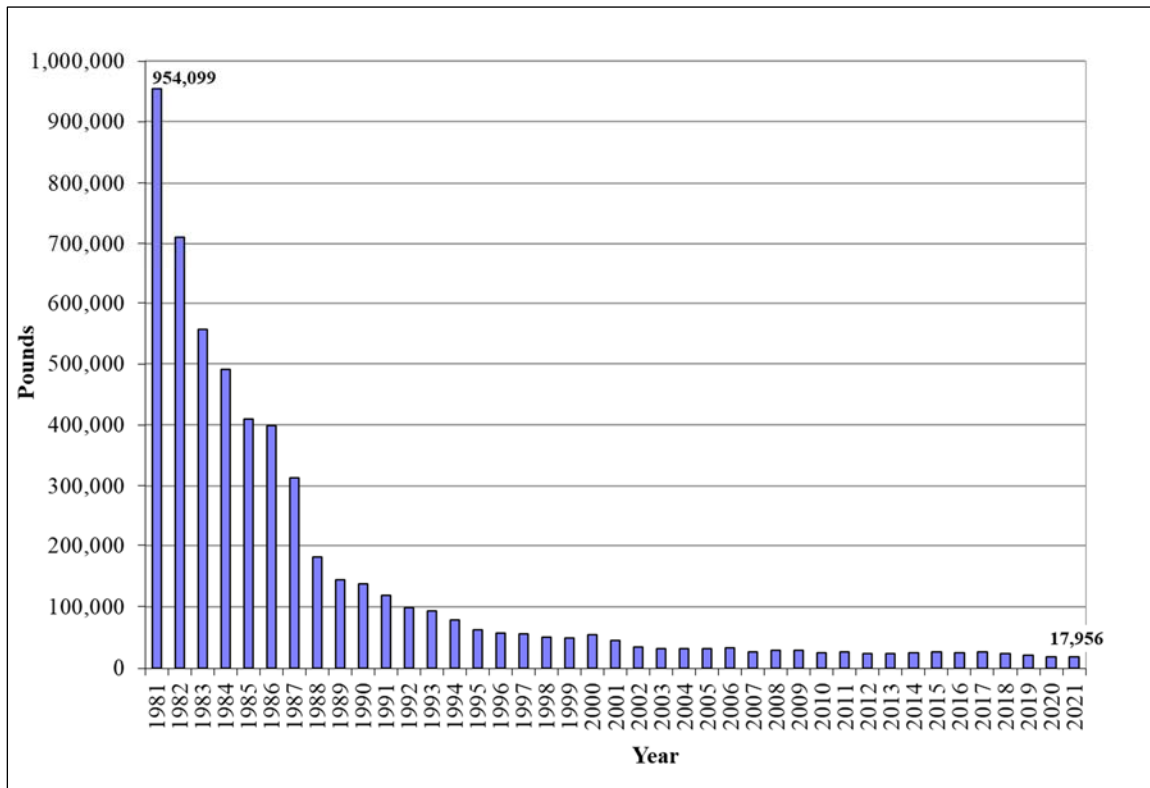
Comparing recent and historical influent loading data is useful for evaluating the success of the Pretreatment Program in controlling the quality of industrial wastewater discharged to the treatment plants. Analysis of historical toxic pollutant loadings to the two NBC wastewater treatment facilities has indicated a downward trend.

Records of data for metals and cyanide in the Field's Point collection system have been collected and analyzed since 1981. Significantly less historical loading data are available for Bucklin Point, which was acquired by the NBC in 1992. The historical Bucklin Point data presented in this chapter cover the period from 1994 to present for metals, and 1991 to present for cyanide.

### **Field's Point District – Influent Loading Analysis**

FIGURES 14 and 15 depict the reduction in metals and cyanide loadings to Field's Point between 1981, the year before the NBC assumed ownership and operation of the treatment facility and portions of the metropolitan Providence sewer system, and the present.

**FIGURE 14**  
**Field's Point Total Metals Influent Loading Trend Analysis**



Over the past 40 years, there has been a significant downward trend in the total loadings of metals as can be seen in FIGURE 14. Total metals loading is defined as the sum of cadmium, chromium, copper, lead, mercury, nickel, silver, and zinc loadings. Total metals loadings have shown a decrease of 98.1% since 1981. In fact, the total metals loadings to Field's Point have been below the annual Maximum Allowable Headworks Loadings (MAHL) of 140,235 pounds since the early 1990s. Since 2002, the total metals loading has been consistent with minor fluctuations during this time period. Influent metals loadings in 2021 decreased by 102.9 pounds, or 0.6% from 2020.

Cyanide loading data for the same time period indicates a similar overall downward trend, as can be seen in FIGURE 15, with a dramatic 98.9% decrease in loading between 1981 and 2021. Between 2020 and 2021 there was a 238.6 pound, or 34.8% increase in cyanide influent loading into Field's Point. The long-term reduction in the metal and cyanide loadings to the treatment facility is largely due to the efforts and success of the toxic reduction and control programs.

**FIGURE 15**  
**Field's Point Cyanide Influent Loading Trend Analysis**

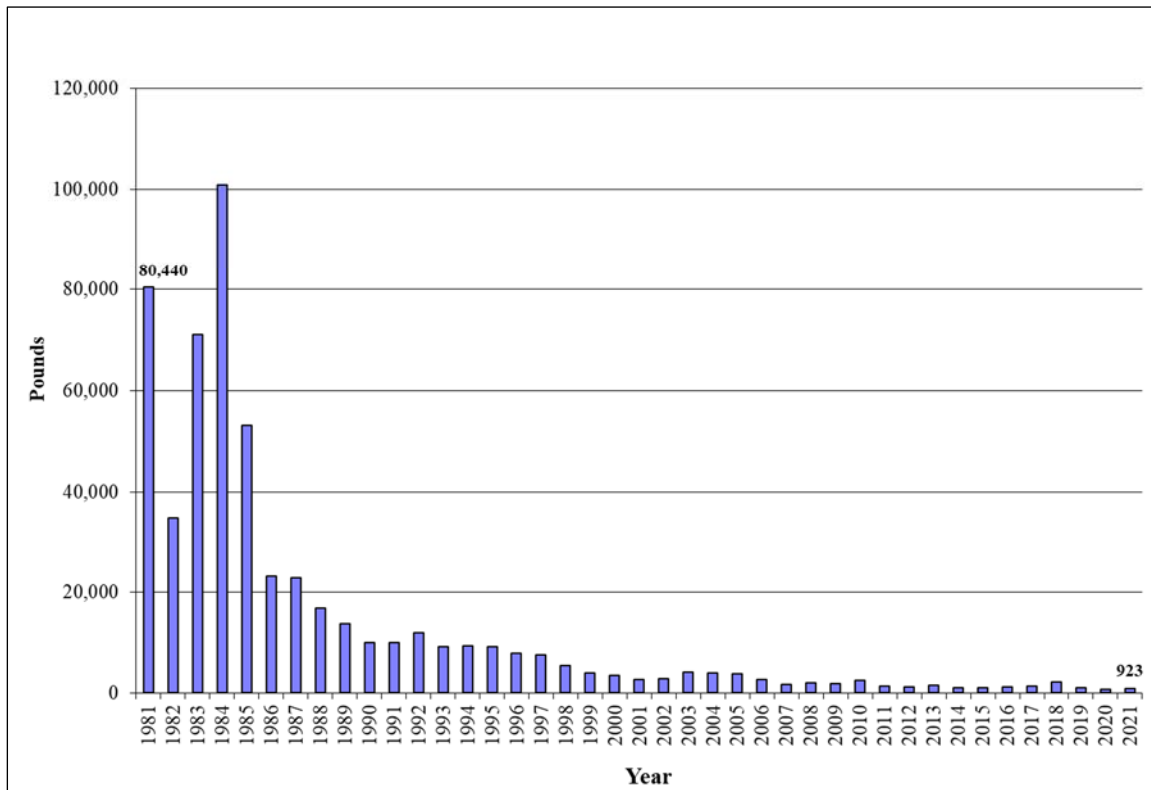


TABLE 23 provides a comparison of the 2020 and 2021 metals and cyanide loadings to Field's Point. Loading figures were calculated based on monthly total flow and average metals concentrations. As illustrated in TABLE 23, the annual influent loading for these metals showed a decrease of 0.6%, or 102.9 pounds in 2021 when compared to 2020. Three out of the individual eight metals included in this calculation exhibited decreased loadings this year. The largest percent decrease was seen in silver, which decreased by 35.0%. Out of the five metals that exhibited increases this year, the largest percent increase was seen in mercury, which increased by 27.9%. Cyanide also exhibited an increase of 34.8%, or 238.6 pounds, from 2020 to 2021. Overall, the influent loading of metals remains low due to strict regulation by Pretreatment, NBC educational efforts, and the proactive approach to pollution prevention. The decreases since the NBC has taken over the operation of Field's Point demonstrate the continued commitment to vigilant enforcement and continued encouragement to users to implement pollution prevention measures. Influent flow into Field's Point was on average 2.99 MG a day higher in 2021 than it was in 2020, with the average daily influent flow of 43.65 MGD in 2021 versus 40.66 MGD in 2020. There was an increase of 65,697 gallons per day in industrial flow to Field's Point in 2021.

**TABLE 23**  
**Comparison of 2020 – 2021 Annual Loadings to Field’s Point**

<b>Pollutant</b>	<b>2020 (Pounds)</b>	<b>2021 (Pounds)</b>	<b>Total Pound Change</b>	<b>% Change</b>
Total Cadmium	22.6	24.1	1.5	6.6%
Total Chromium	472.1	485.3	13.2	2.8%
Total Copper	4,036.7	3,817.8	-218.9	-5.4%
Total Lead	948.0	827.2	-120.8	-12.7%
Total Mercury	2.76*	3.53	0.77	27.9%
Total Nickel	2,023.7	2,062.2	38.5	1.9%
Total Silver	84.4	54.9	-29.5	-35.0%
Total Zinc	10,468.5	10,680.9	212.4	2.0%
Total Metals	18,058.8	17,955.9	-102.9	-0.6%
Total Cyanide	684.8	923.4	238.6	34.8%

\*Mercury 2020 loads include estimates for two months.

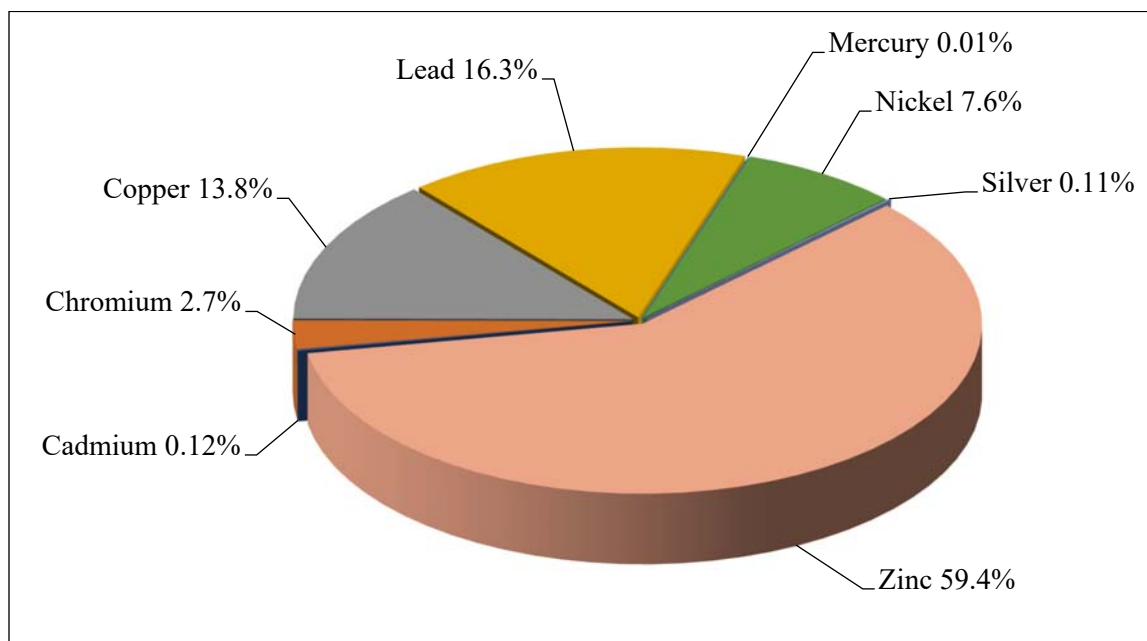
In 2021, the Field’s Point facility provided secondary treatment to an additional 1.31 billion gallons of stormwater and infiltration flow that was captured in the CSO Tunnel, approximately 150 million gallons more than in 2020. Metals results from CSO effluent samples were flow-weighted, as concentrations can vary greatly depending upon the amount of flow that is being pumped from the tunnel. As can be seen in TABLE 24, sample results of the tunnel effluent in 2021 have shown that the metals in the tunnel effluent make up 4.6% of the total plant influent metals loading, ranging from 1.6% to 16.1% of the total plant influent metals loading, depending upon the metal. Loading of lead from the tunnel comprised about 16.1% of the total influent lead load in 2021.

**TABLE 24**  
**Comparison of 2021 Annual Loading:**  
**Tunnel Effluent Loadings to Field’s Point Influent Loadings**

<b>Pollutant</b>	<b>2021 Annual Influent Loading (pounds)</b>	<b>2021 Annual Tunnel Effluent Loading (pounds)</b>	<b>Percent of Influent</b>
Cadmium	24.1	1.0	4.1%
Chromium	485.3	22.3	4.6%
Copper	3,817.8	112.6	2.9%
Lead	827.2	132.9	16.1%
Mercury	3.53	0.11	3.1%
Nickel	2,062.2	61.8	3.0%
Silver	54.9	0.9	1.6%
Zinc	10,680.9	485.9	4.5%
Total	17,955.9	817.5	4.6%

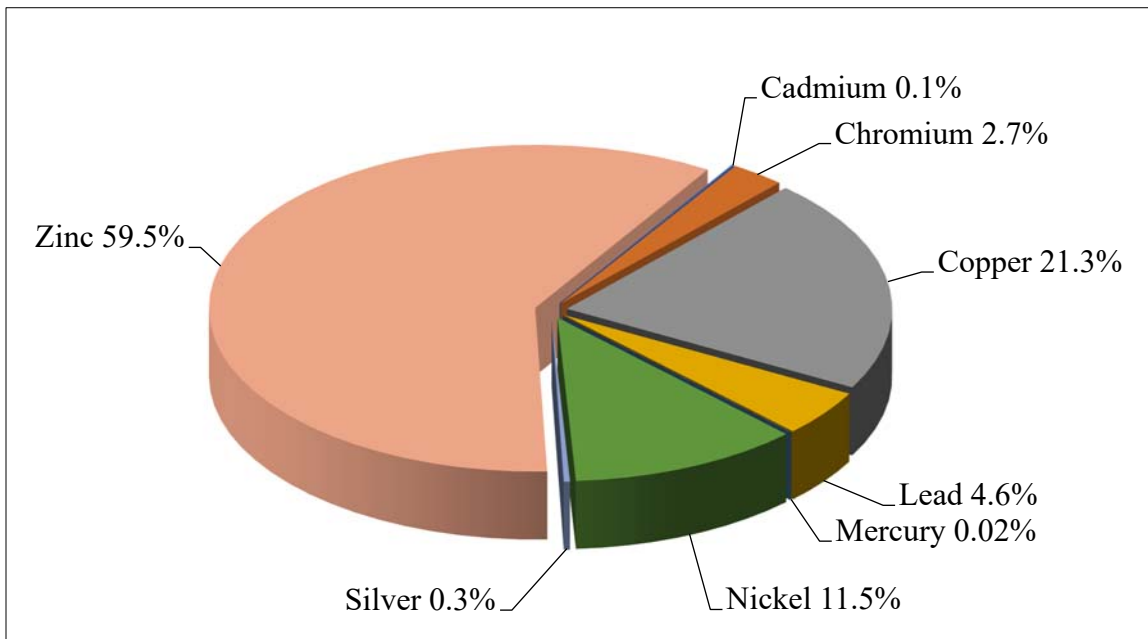
A percentage breakdown of the various metals discharged to Field’s Point via the CSO Tunnel is provided in FIGURE 16. As shown in FIGURE 16, the make-up of the CSO Tunnel effluent is similar to the typical influent with the notable exceptions of increased proportional lead contribution and decreased proportional nickel contributions. Lead often makes up a greater portion of metal pollutants found in stormwater and with the tunnel receiving large amounts of stormwater from the service district, lead input from the tunnel could be expected to be high. The high proportion of lead in the tunnel effluent is believed to be due to the high concentration of lead in storm water runoff from roadways. Unleaded gasoline still contains a portion of lead. In addition, lead is found in brake dust. Both of these sources contribute to the concentration of lead found in storm water.

**FIGURE 16**  
**Breakdown of Total Metals – 2021 Loading from CSO Tunnel Effluent**



A percentage breakdown of the various metals discharged to Field’s Point is provided in FIGURE 17. The majority of metal loadings to Field’s Point are from zinc, copper, and nickel. These metals account for 92.3% of the total metal loadings. The overall percent contribution of these three metals in 2021 is slightly more than the percent contribution of these three metals in 2020, when these metals contributed 91.5% of total influent metals loadings. The total loading of zinc in 2021 was 10,680.9 pounds, representing 59.5% of the total metals load and the highest load of any toxic pollutant impacting the Field’s Point facility. As will be shown later in this chapter, the majority of zinc loadings are attributed to residential sources. Copper was the next highest pollutant load to Field’s Point at 3,817.8 pounds or 21.3% of the total metals loading, followed by nickel at 2,062.2 pounds or 11.5%. The loadings levels of toxic metal pollutants to Field’s Point in 2021 were all well within the MAHL levels for each pollutant of concern, when expressed on an annual basis. This is a testament to the success of the NBC toxics reduction and control programs.

**FIGURE 17**  
**Breakdown of Total Metals – Field’s Point 2021 Influent Loading**



*Oil and Grease Inputs to Field’s Point*

Monthly sampling of oil and grease inputs to Field’s Point revealed low and consistent concentrations. Influent concentrations ranged from 8.84 ppm to 22.89 ppm during 2021. Effluent concentrations were lower than influent concentrations, with results ranging from <4.00 ppm or not detectable to 1.30 ppm. Low inputs are the direct result of Pretreatment efforts to permit, inspect, and monitor industrial and commercial establishments, including food service establishments, with the potential to impact the NBC with fats, oils, and grease.

The NBC RIPDES permit requires monthly effluent sampling for oil and grease, with three grab samples collected over the course of a 24-hour period, one grab per shift. The effluent grab samples are analyzed separately and the maximum and average results are reported on monthly discharge monitoring reports (DMR). The RIPDES permit does not set a discharge limit for oil and grease. The 2021 oil and grease data are listed in ATTACHMENT VOLUME II, SECTION 10.

*Field’s Point Influent and Effluent Organics*

Volatile organic compounds (VOC) were monitored monthly in influent and effluent grab samples at the Field’s Point facility in 2021. The analysis of 36 organic compounds using EPA Method 624.1 is routinely performed to ensure that the amount of organics introduced to the facility is being adequately regulated by the Pretreatment section. High levels of organics can be dangerous to the health and safety of NBC employees and can



potentially pose a significant hazard to the microbial population that is responsible for the removal of organic carbon in the influent wastewater. Of the 432 analytical results for influent samples obtained in 2021, 89.8% of these were at non-detectable concentration levels. Of the 432 analytical results of effluent samples obtained in 2021, 93.1% of the results were at non-detectable concentration levels. The low levels of VOCs observed demonstrates the effectiveness of the Pretreatment efforts to reduce the amount of organic pollutants introduced to the NBC facilities, dramatically reducing the potential for adverse impacts on NBC receiving waters.

#### *Field's Point Influent and Effluent Nitrogen*

The RIPDES permit requires Field's Point to meet seasonal May through October monthly average permit limits of 5.0 mg/L for total nitrogen concentration and 2,711 pounds per day for total nitrogen loading. Biological Nutrient Removal (BNR) processes ran extremely well in 2021 and monthly average permit limits were met during each month of the permit season. Overall, Field's Point achieved a total nitrogen removal rate of 89.6% over these six months. Daily flows to the facility during this season averaged 45.41 MGD, with an influent total nitrogen concentration average of 24.6 mg/L and average influent load of 8,968.2 pounds per day. The May through October average effluent total nitrogen concentration was 2.56 mg/L with an average loading of 1,001.6 pounds per day.

#### *pH Variability at Field's Point: Influent and Effluent*

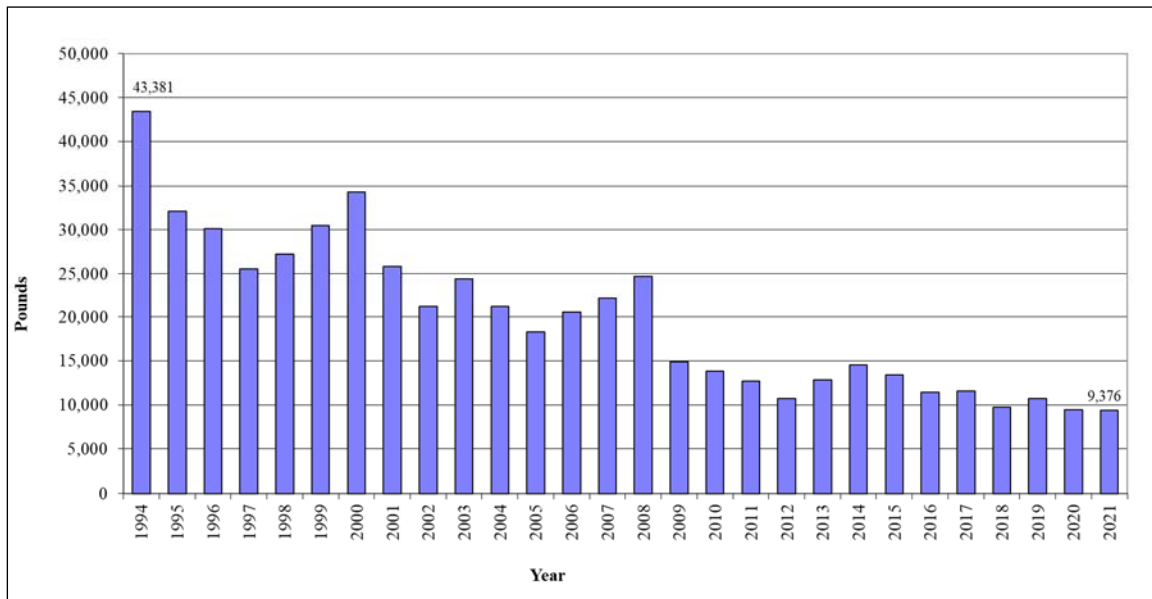
The pH of the Field's Point influent is measured once per day by Laboratory staff on a high-precision Orion pH meter. Grab samples are collected by EM and immediately transferred to the lab for analysis. EM collected 365 influent pH samples during 2021. The pH range of the influent sample measurements was from 6.77 to 7.45 standard units (s.u.). The influent waste stream is also monitored with a continuous pH probe. This record shows a clear diurnal pattern with differences of approximately 1 s.u. No NBC wastewater treatment facility process was knowingly negatively impacted by influent pH fluctuations during the year. There were also no persistent excursions in influent pH during 2021 and no negative effect on normal plant operation process controls was noted. Effluent grab samples were collected once per day, resulting in 365 samples collected in 2021. The addition of sodium hydroxide to the process at Field's Point enables more effective biological nutrient reduction and typically maintains the effluent pH within the desired permit range. Over the year, the effluent pH ranged from 6.44 to 7.18 s.u.

The lack of pH permit violations during 2021 reflects the success of the Field's Point Operations staff and the Pretreatment Program, which prevented the discharge of low pH wastewater by industry.

**Bucklin Point District – Influent Loading Analysis**

FIGURES 18 and 19 depict the overall reduction in metals and cyanide loadings to Bucklin Point between 1994 and 2021. Over the past 27 years, there has been a downward trend in the total loadings of metals as can be seen in FIGURE 18. Total metals loading is defined as the sum of cadmium, chromium, copper, lead, mercury, nickel, silver, and zinc loadings. Total metals loadings have decreased by 78.4% since 1994. The 2021 total metals loading to Bucklin Point was well below the annual MAHL of 35,928 pounds and has been since 1995.

**FIGURE 18  
Bucklin Point Total Metals Influent Loading Trend**



Cyanide loadings at Bucklin Point have also exhibited a dramatic historical decrease as can be seen in FIGURE 19. Since 1991, cyanide loading has decreased by 85.9%. Loadings remain well below the MAHL level established to protect the treatment facility and the environment.

**FIGURE 19  
Bucklin Point Cyanide Influent Loading Trend**

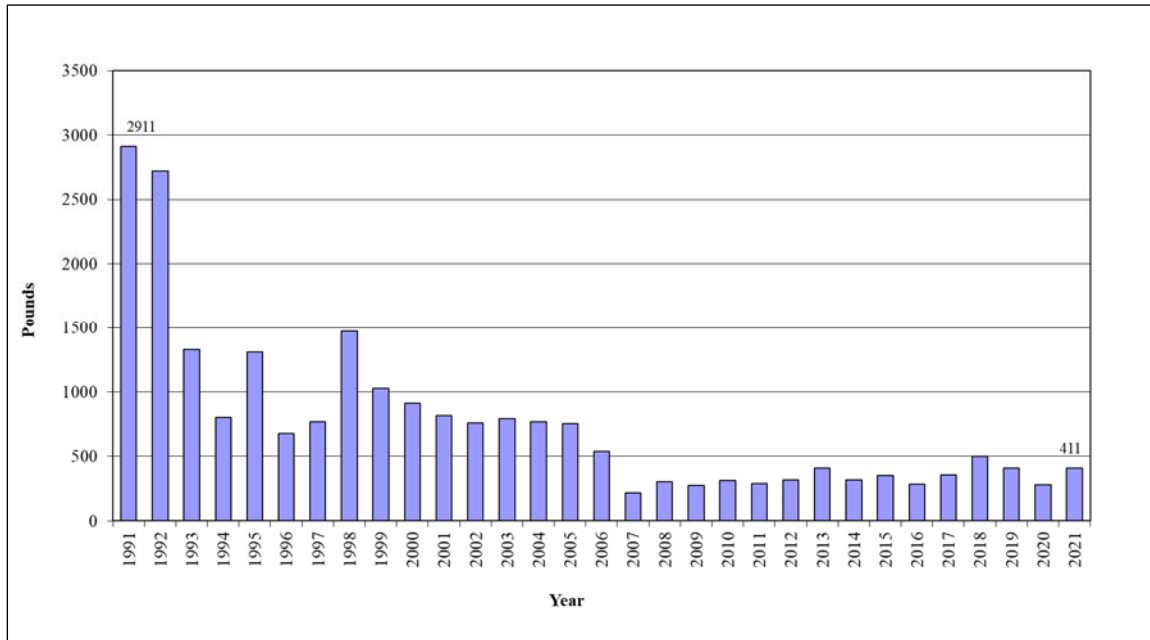


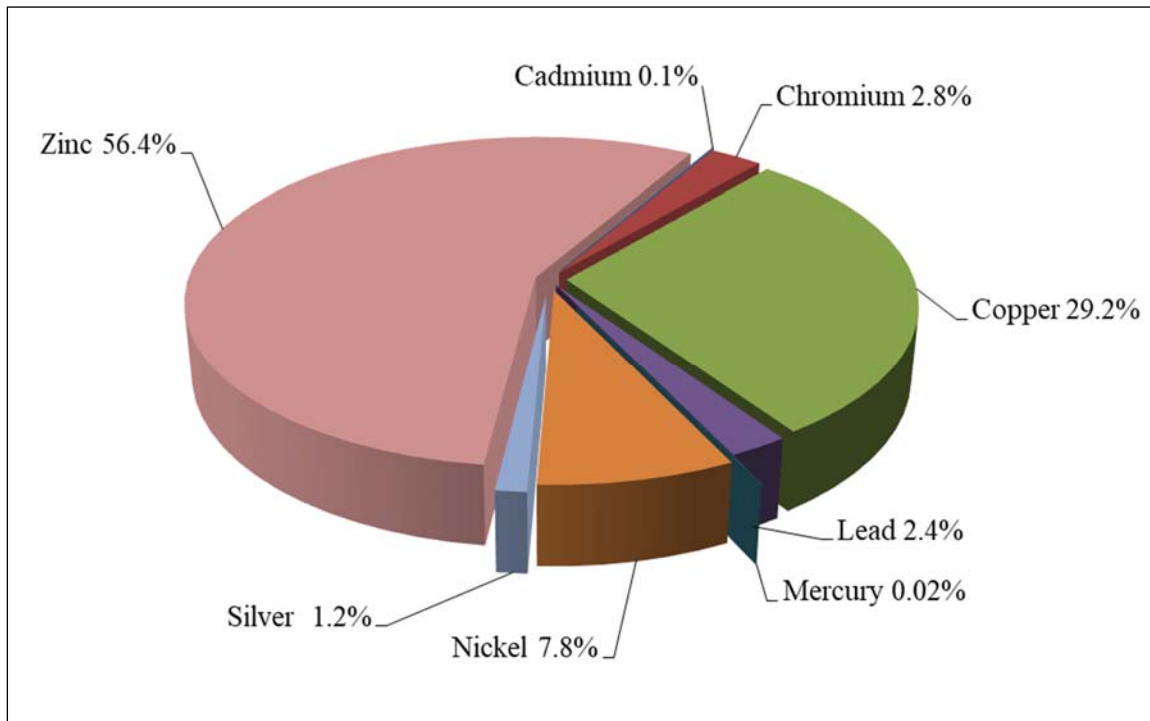
TABLE 25 compares individual Bucklin Point metals and cyanide loadings from 2021 to the previous year. Loading estimates were calculated based on monthly total flow and average metals concentrations. As illustrated in TABLE 23, the annual influent loading for these metals showed an overall minor decrease of 0.5%, or 43.7 pounds in 2021 when compared to 2020. Three individual influent metals showed a decrease in loading in 2021. The largest percent decrease occurred in cadmium, which decreased by 12.0%, or 1.2 pounds. The largest decrease by weight was observed in zinc, down 180.4 pounds or 3.3%. In contrast, loadings of five influent metals increased this year. The greatest percent increases occurred for silver (35.3%, 30.5 pounds) and mercury (35.0%, 0.42 pounds). The greatest increase by weight was observed in copper, up 52.9 pounds or 2.0%. Cyanide exhibited an increase of 47.2%, or 131.7 pounds, from 2020 to 2021. Overall, influent loading of metals and cyanide remains low due to strict regulation by Pretreatment, NBC educational efforts, and a proactive approach to pollution prevention. The decreases since the NBC has taken over the operation of Bucklin Point demonstrate the continued commitment to vigilant enforcement and continued encouragement to users to implement pollution prevention measures. Influent flow into Bucklin Point was similar this year compared to last, with an average daily influent flow of 19.72 MGD in 2021 versus 19.21 MGD in 2020. There was a decrease of 101,897 gallons per day in industrial flow to Bucklin Point in 2021.

**TABLE 25**  
**Comparison of 2020 – 2021 Annual Loadings to Bucklin Point**

<b>Pollutant</b>	<b>2020 Pounds</b>	<b>2021 Pounds</b>	<b>Total Pound Change</b>	<b>% Change</b>
Total Cadmium	10.0	8.8	-1.2	-12.0%
Total Chromium	218.1	263.8	45.7	21.0%
Total Copper	2,685.8	2,738.7	52.9	2.0%
Total Lead	245.8	224.3	-21.5	-8.7%
Total Mercury	1.20	1.62	0.42	35.0%
Total Nickel	705.1	735.0	29.9	4.2%
Total Silver	86.3	116.8	30.5	35.3%
Total Zinc	5,467.2	5,286.8	-180.4	-3.3%
Total Metals	9,419.5	9,375.8	-43.7	-0.5%
Total Cyanide	278.9	410.6	131.7	47.2%

FIGURE 20 provides a breakdown of the relative contribution of individual metals to the total influent loadings to Bucklin Point. As in previous years, zinc and copper were the largest contributors, accounting for 85.6% of the total. The overall percent contribution of these two metals in 2021 was similar to the percent contribution of these two metals in 2020, when these metals contributed 86.6% of the total load. The total loading of zinc in 2021 was 5,286.8 pounds, representing 56.4% of the total metals load and the highest load of any toxic pollutant impacting the Bucklin Point facility. Total zinc loadings decreased slightly since 2020, by 180.4 pounds or 3.3%. Copper loading totaled 2,738.7 pounds, or 29.2% of the total load. Unlike zinc, copper increased slightly since 2020 by 52.9 pounds or 2.0%. Other metals contributing substantially to the total metals loading included chromium, lead, and nickel, accounting for another 13.0% of the total. The dramatic decline in metals loadings since the 1990s is a testament to the success of the NBC toxics reduction and control programs.

**FIGURE 20**  
**Breakdown of Total Metals – Bucklin Point 2021 Influent Loadings**



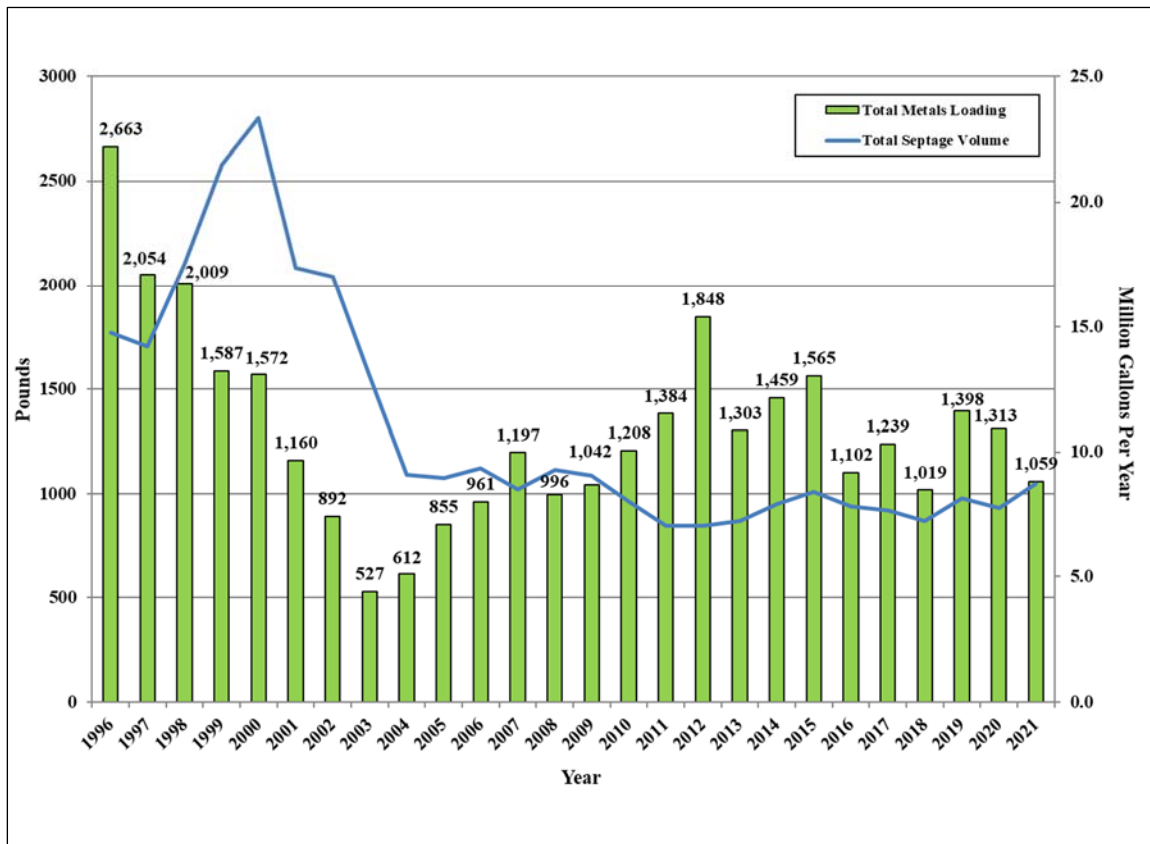
Septage Loading to Bucklin Point Influent

The NBC accepts residential-quality septage in the Bucklin Point district. Septage haulers discharge their loads at the Lincoln Septage Receiving Station, where solids are removed prior to the waste stream entering the collection system for transport to the Bucklin Point plant for processing. A sample from each load is collected after the sample port on the truck is flushed thoroughly, usually after the load has discharged for approximately one minute. The sample from each individual truck is screened for pH, odor, and any unusual characteristics. If an anomaly is observed, the load may be rejected or the sample may be targeted for individual analysis. Otherwise, each grab sample is combined with the delivery for the day and sent to the laboratory for analysis. This sampling protocol has helped to more quickly locate potential non-residential inputs to the collection system from septage haulers. Grit removal at the septage facility removes a portion of the metals loading prior to its introduction to the sewer system and the treatment plant.

FIGURE 21 details the change in septage flow and metals loadings from the septage between 1996 and 2021. The NBC received 8.76 million gallons of septage in 2021, representing an increase of 12.6% compared to 2020. When compared to 1996, there has been an overall decrease of 40.7% in septage flow. The graph shows septage volume peaked in 2000 at approximately 23 million gallons.

As the economy took a downturn in the early 2000s, septic tank pump out frequency declined. This allowed solids, and the metals contained in the solids, to build up in septic tanks and the loads increased proportionally at our facility when the tanks were purged. Monthly septage metals loads were calculated based on monthly total volume of septage and average metals concentrations. From 2020 to 2021 there was a 19.3% decrease in total metals loading from septage, or approximately 254.2 pounds. Overall, total metals from septage have decreased by 60.2% since 1996.

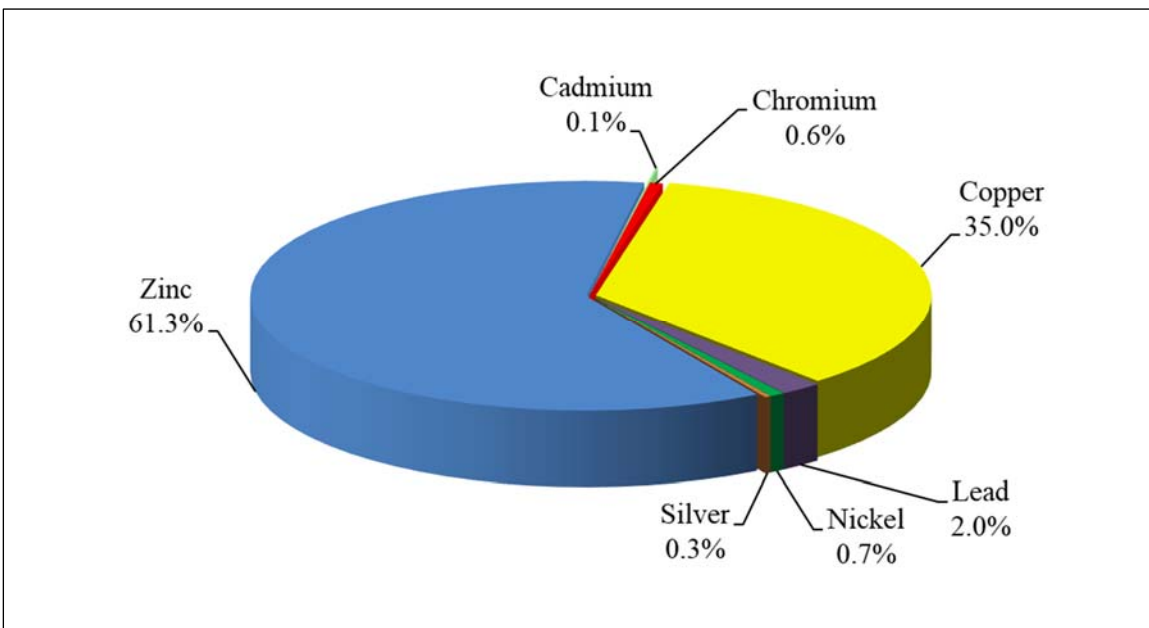
**FIGURE 21**  
**Trend Analysis for Total Metals Loadings in Septage**



Despite the small overall flow of septage to Bucklin Point, the metals loading from septage is substantial. The septage contribution to total influent metals loading at Bucklin Point was 11.3% in 2021, a decrease from the contribution of 13.9% in 2020.

FIGURE 22 illustrates the average relative composition of metals in the septage received at the NBC facility in 2021. As in previous years, zinc and copper continue to represent the majority of metals loadings, 96.3%, within the septage, at 370.5 pounds of copper and 648.5 pounds of zinc in 2021. Zinc loading from septage represented 12.3% of the total influent zinc loading to Bucklin Point during 2021. Copper from septage amounted to 13.5% of the total copper influent load. The substantial loadings for these metals from residential-quality septage underscores the significance of uncontrolled sources of influent metals loadings to NBC facilities. The septage monitoring data generated during 2021 are provided in ATTACHMENT VOLUME II, SECTION 10.

**FIGURE 22**  
**2021 Breakdown of Total Metals in Septage**



*Oil and Grease Inputs to Bucklin Point*

Monthly monitoring of oil and grease inputs to Bucklin Point revealed consistently low concentrations. During 2021, average influent concentrations ranged from 12.99 ppm to 73.45 ppm. Effluent concentrations were substantially lower than influent concentrations, with results of <4.00 ppm, or below detection, for all samples. Low inputs are the direct result of Pretreatment efforts to permit, inspect, and monitor industrial and commercial facilities, including food service establishments, with the potential to impact NBC operations with fats, oils, and grease.

The NBC RIPDES permit requires monthly effluent sampling of oil and grease, with three grab samples collected over the course of a 24-hour period, one grab per shift. The effluent grab samples are analyzed separately, and the maximum and average results are reported on monthly DMRs. The RIPDES permit does not set a discharge limit for oil and grease. The 2021 monthly average oil and grease data are listed in ATTACHMENT VOLUME II SECTION 10.

#### *Bucklin Point Influent and Effluent Organics*

Volatile organic compounds (VOC) were monitored monthly in both the influent and effluent at the Bucklin Point facility in 2021. The analysis of 36 organic compounds using EPA method 624.1 is routinely performed to ensure that the amount of organics introduced to the facility is being adequately regulated by the Pretreatment section. High levels of organics can be dangerous to the health and safety of NBC employees and can potentially pose a significant hazard to the microbial population that is responsible for the removal of organic carbon in the influent wastewater. Of the 432 analytical results for influent samples obtained in 2021, 89.6% of these were at non-detectable concentrations. Of the 432 analytical results for effluent samples obtained in 2021, 98.1% of the results were at non-detectable concentrations. The low concentrations of VOCs observed in both the influent and effluent demonstrates the effectiveness of Pretreatment efforts to reduce the amounts of organic pollutants introduced to the Bucklin Point facility, which are also therefore prevented from entering the receiving waters of the Bay.

#### *Bucklin Point Influent and Effluent Nitrogen*

In July 2014, biological nutrient removal (BNR) upgrades were completed at Bucklin Point to meet a new seasonal (May through October) total nitrogen concentration permit limit of 5.0 mg/L and loading limit of 1,293 pounds/day. These permit limits went into effect on July 14, 2014.

The 2021 May through October BNR season was successful, and monthly average permit limits were met all season. Overall, the plant achieved a seasonal removal rate of 90.5% of the total nitrogen entering the plant in the influent. Over the 2021 permit season, daily flow to the facility averaged 20.28 MGD, with an influent total nitrogen concentration average of 29.7 mg/L and average influent load of 4,864.9 pounds per day. Effluent total nitrogen concentrations averaged 2.81 mg/L, with loadings averaging 454.7 pounds per day.

#### *pH Variability at Bucklin Point: Influent and Effluent*

The pH of Bucklin Point influent is measured once per day by EM staff on an Oakton pH pen. This analytical program is under the supervision of the NBC Laboratory. EM collected 365 influent pH samples during 2021. The pH range of the influent sample measurements was from 6.21 to 7.52 standard units (s.u.). The influent waste stream is



also monitored with continuous pH probes. During 2021, Pretreatment staff responded to four reports of influent pH fluctuations at the treatment plant. All four incidents were of short duration. More information on these incidents can be found in CHAPTER III. No NBC wastewater treatment facility process was knowingly negatively impacted by influent pH fluctuations during the year. There were also no persistent excursions in influent pH during 2021 and no negative effects on normal plant operation process controls were noted.

Effluent grab samples were generally collected once per day, resulting in 365 samples collected in 2021. The addition of sodium bicarbonate to the process at Bucklin Point enables more effective biological nutrient reduction and typically maintains the effluent pH within the desired permit range. The effluent pH values measured in 2021 ranged between 6.04 and 7.05 s.u.

The lack of pH permit violations over the course of 2021 reflects the success of the Bucklin Point Operations staff and the Pretreatment Program, which prevented the discharge of low pH wastewater by industry.

## **Background Sources of Metals to the Influent Load**

### ***Sewer Collections for Determining Non-Industrial Background Contributions to Influent Metals Loading***

The NBC has studied background (i.e., non-industrial) sources contributing to the total metal influent loadings to the Bucklin Point and Field's Point facilities since 1993. Samples are collected from sanitary and combined sewers in residential neighborhoods, and results over the years have shown substantial levels of trace metals and other toxic pollutants coming from these uncontrolled sources. In May 2000, EM began sample collections using EPA-approved guidance on clean sampling techniques, further improving their ability to quantify background metals inputs to the NBC facilities.

During 2021, EM staff collected 36 samples in residential sanitary and combined sewers (18 in the Bucklin Point district and 18 in the Field's Point district). Samples were collected as 24-hour composites in wet and dry weather conditions. TABLE 26 summarizes the results for the background sample collections for 2021 and compares them to influent concentrations and loading estimates at the NBC facilities. This direct comparison of concentrations and loading estimates gives some approximation of the contributions of these pollutants from background sources. Detection limit values were entered for samples with concentrations at or below the laboratory detection limits. Average influent concentration values were determined, while geometric means were calculated for the background data in order to reduce the impact of highly variable data on the comparison. Results of samples taken from both collection districts were combined to determine the average background concentrations.

Loadings were calculated using the average background concentrations and average daily non-industrial flow rates to each facility. Note that permitted industrial and commercial sources account for only 3.7% of total flow into Bucklin Point and 2.9% of the total flow at Field's Point. Estimated combined stormwater volume captured by the CSO tunnel in the Field's Point district (2.80 MGD, 6.4% of total influent volume) was also excluded from the flows used to calculate background loading estimates.

**TABLE 26**  
**Results from 2021 Background Metals and Cyanide Contribution Study**

Concentration (ppb)												
	Cd	Cr	Cu	Pb	Hg	Ni	Ag	Zn	CN, Total	As	Se	Mo
Background	0.13	1.18	20.54	3.14	0.01	2.57	0.12	80.83	4.61*	0.72*	1.27*	0.83
FP Influent	0.18	3.69	28.94	6.22	0.03	15.76	0.42	80.93	6.83	2.64	1.78	9.27
% of Influent at FP	72.2%	32.0%	71.0%	50.5%	33.3%	16.3%	28.6%	99.9%	67.5%	27.3%	71.3%	9.0%
BP Influent	0.15	4.52	46.29	3.73	0.03	12.33	1.99	88.59	6.81*	0.95	1.44*	5.60
% of Influent at BP	86.7%	26.1%	44.4%	84.2%	33.3%	20.8%	6.0%	91.2%	67.7%	75.8%	88.2%	14.8%
Loading (lbs/year)												
	Cd	Cr	Cu	Pb	Hg	Ni	Ag	Zn	CN, Total	As	Se	Mo
Background (FP District)	15.21	141.79	2475.48	377.90	1.13	309.81	14.55	9741.27	555.46	87.03	152.92	100.10
FP Influent	24.05	485.26	3817.81	827.20	3.53	2062.23	54.89	10680.85	923.41	350.54	234.55	1208.4
% of Influent at FP	63.2%	29.2%	64.8%	45.7%	32.0%	15.0%	26.5%	91.2%	60.2%	24.8%	65.2%	8.3%
Background (BP District)	7.30	68.03	1187.78	181.32	0.54	148.65	6.98	4674.03	266.52	41.76	73.37	48.03
BP Influent	8.81	263.85	2738.68	224.30	1.62	735.00	116.84	5286.83	410.61	55.70	84.26	331.73
% of Influent at BP	82.9%	25.8%	43.4%	80.8%	33.3%	20.2%	6.0%	88.4%	64.9%	75.0%	87.1%	14.5%

\*These pollutants had at least 25% of samples below detection limit.

The direct comparison of concentrations and loading estimates gives some approximation of the contributions of these pollutants from background sources. Several aspects of the data analysis behind TABLE 26 should be noted. Detection limit values were entered for samples with concentrations below the laboratory detection limits. This may lead to over estimation of true concentrations and loadings from a particular source. Metals with 25% or more of the results that were below the detection limit are indicated in TABLE 26 to draw attention to the problematic nature of the estimates. Results of background samples taken from both districts were used to determine the annual average background concentrations. These concentrations were then multiplied by the average daily non-commercial and industrial flow rates to each facility to generate facility-specific loading estimates. In contrast, influent loadings are calculated based on both facility-specific influent concentration and influent flow. Lastly, average influent concentrations were determined, while geometric means were calculated for the background data in order to reduce the impact of highly variable data on the comparison. These analytical differences, as well as the inexact pairing of data collections temporally, may lead to background concentrations that account for more than 100% of influent concentrations as well as discrepancies in the percent contribution of background sources when comparing concentrations and loading estimates. Despite these differences, this comparison provides useful information regarding the magnitude of the contributions of these pollutants coming from uncontrolled sources.

From TABLE 26 it is evident that a major portion of the influent cadmium, copper, lead, selenium, zinc, and cyanide loadings observed at both facilities are from background sources. Arsenic at Bucklin Point also appears to come largely from background sources. These background sources may include discharges from street runoff, residential discharges including leaching from residential plumbing piping, and contaminated soils. In particular, it is apparent that most zinc (the trace metal with the highest concentration at the treatment plants and septage loads) is coming from non-industrial sources, as 91.2% of the influent loading to Field's Point and 88.4% of the loading to Bucklin Point can be accounted for in the background sampling.

TABLE 27 below shows the geometric mean concentrations of all background metals and cyanide samples collected since 2002 in both NBC drainage areas. The highest total metals concentration occurred in 2007. In 2021, most metals concentrations exhibited a decrease compared to 2020. Many factors may contribute to year-to-year variability, including the specific manhole sites sampled each year. Note that sanitary manhole background monitoring for tin was discontinued in July 2018.

**TABLE 27**  
**Historical Background Metals and Cyanide Results 2002-2021 (ppb)**

	Cd	Cr	Cu	Pb	Hg	Ni	Ag	Zn	CN	As	Se	Sn	Mo	Total Metals*
2002	0.40	5.93	32.18	11.22		6.66	0.85	99.52	4.59					156.76
2003	0.45	6.31	29.48	8.77		8.13	0.89	105.04	6.49					159.07
2004	0.68	2.99	36.49	10.79	0.07	6.21	1.79	102.49	6.58	1.01	0.76	6.31		161.51
2005	0.17	3.61	23.55	7.87	0.07	5.39	0.36	84.22	6.75	0.64	0.65	1.75	0.75	125.24
2006	0.14	4.49	24.80	6.65	0.03	5.76	0.28	90.05	4.81	0.99	0.65	0.95	0.68	132.20
2007	0.14	9.70	38.13	8.86	0.04	11.67	0.22	121.35	2.36	0.61	0.64	1.63	0.80	190.11
2008	0.12	4.07	19.88	6.77	0.04	5.11	0.13	64.17	3.82	0.80	0.99	1.45	0.80	100.29
2009	0.14	2.43	35.04	10.09	0.04	6.16	0.20	91.93	4.16	0.91	1.58	1.85	0.76	146.03
2010	0.13	1.78	22.68	7.11	0.04	4.05	0.14	85.54	3.84	0.66	1.36	2.55	0.74	121.47
2011	0.15	1.62	23.73	7.20	0.04	3.02	0.22	104.84	4.23	0.66	0.68	2.45	0.89	140.82
2012	0.15	1.32	25.86	5.92	0.03	2.65	0.26	100.60	4.55	0.55	0.60	5.37	0.81	136.79
2013	0.20	1.07	26.38	7.21	0.04	2.65	0.23	94.43	4.73	0.56	0.70	5.26	0.76	132.21
2014	0.21	1.27	39.78	6.98	0.04	2.43	0.23	122.09	5.14	0.59	1.02	5.00	0.93	173.03
2015	0.21	1.31	25.87	5.14	0.02	2.82	0.18	101.86	6.27	0.69	1.17	5.22	0.86	137.41
2016	0.19	1.27	25.46	5.49	0.02	2.29	0.21	113.92	4.64	0.65	1.18	5.10	0.99	148.85
2017	0.18	1.93	34.75	7.61	0.03	3.36	0.21	135.55	4.72	0.74	1.09	5.00	1.01	183.62
2018	0.18	1.21	28.39	6.35	0.02	2.46	0.17	99.16	4.91	0.58	1.03	5.00	0.83	137.94
2019	0.12	1.07	17.17	3.27	0.01	2.59	0.09	68.95	4.23	0.59	1.05		0.73	93.27
2020	0.13	1.43	28.17	4.90	0.01	2.67	0.16	116.05	4.54	0.59	1.05		0.86	153.52
2021	0.13	1.18	20.54	3.14	0.01	2.57	0.12	80.83	4.61	0.72	1.27		0.83	108.52

\*Total Metals = Cd+Cr+Cu+Pb+Hg+Ni+Ag+Zn

From this analysis, it is apparent that large percentages of the toxic loads to the Field's Point and Bucklin Point plants are from residential and other background sources that are beyond the control of the NBC Program. Understanding non-industrial and commercial sources is important to permit development and planning to reduce loading to the treatment facilities and to Narragansett Bay. NBC continues to improve and update studies of pollutant loads throughout the collection system using flow measurements, metering stations on NBC interceptors, and manhole monitoring data to choose study sites that will accurately describe mass loading from domestic sources, storm runoff, and major drainage basins.

### **Influent Loading Conclusions**

Consistent monitoring of the various sources and concentrations of toxics entering the NBC plants has documented dramatic decreases in these loads, largely due to the efforts of Pretreatment and TAC sections. To achieve these decreases, Pretreatment enforces the categorical standards set by the EPA to achieve a nationally uniform system of water pollution control for selected industries and pollutants as well as local limits defined for each POTW. Local limits are intended to protect the wastewater treatment facility, the receiving waters, sludge quality, and the health of the public, as well as to prevent environmental problems as a result of discharges from any non-domestic user.

Local limits are required to be periodically reviewed and revised to respond to changes in Federal or State regulations, environmental protection criteria, treatment facility design and operational criteria, and the nature of industrial contributions to POTW influent. In 2020, NBC re-evaluated local limits for both facilities. Local limits evaluation includes calculation of the MAHL, which represents the loadings of a particular pollutant that the treatment facilities can effectively treat without upset to plant operations or pass-through of toxins that could adversely affect water quality and aquatic life. The MAHL must also protect sludge quality, to allow for the safe disposal of solids removed from the wastewater. The 2020 Local Limits Evaluation resulted in new local limits for ammonia, arsenic, BOD, total nitrogen, and TSS, which became final and enforceable on June 1, 2021.

TABLE 28 provides a comparison of NBC MAHL goals with the 2021 influent loadings of toxics and other pollutants of concern. MAHLs calculated during the 2004 local limits evaluation are shown for comparison, though not all the listed parameters had enforceable local limits assigned at that time. While MAHLs are calculated to estimate the maximum allowable daily loadings, TABLE 28 extrapolates these to maximum allowable pounds per year for comparison to annual influent loads. For total nitrogen and ammonia, local limits are only enforceable from May 1<sup>st</sup> through October 31<sup>st</sup>. Therefore TABLE 28 compares total seasonal loads to a MAHL extrapolated to the season. In the case of CBOD, loadings are compared to MAHLs calculated on BOD, the form of the pollutant regulated. MAHLs and local limits based on BOD loading are protective of the CBOD limits incorporated in the RIPDES permits.

TABLE 28 illustrates that 2021 influent loads of each pollutant remained well within the MAHLs as expressed as annual or seasonal allowable loads. An exception is Bucklin Point ammonia, where the 2021 seasonal load of 553,283 pounds did exceed the historical 2004 MAHL of 198,352 pounds. This MAHL was derived based on conditions prior to substantial technological upgrades at this facility to meet the stringent seasonal RIPDES total nitrogen concentration limit of 5 mg/L that went into effect in July 2014. The ammonia MAHL was modified in the 2020 local limits development process to reflect greater removal efficiency resulting from these technological upgrades. Overall, the low annual and seasonal influent loads of these pollutants attest to the effectiveness of Pretreatment and TAC initiatives and measures to control pollutant sources to the POTWs.

**TABLE 28**  
**Comparison of 2021 Influent Loadings to**  
**Maximum Allowable Headworks Loadings (MAHL)**

Parameter	Field's Point				Bucklin Point			
	MAHL (1/1/21 – 5/31/21) lbs/yr	MAHL (6/1/21 – 12/31/21) lbs/yr	2021 Loading lbs/yr	Below MAHL?	MAHL (1/1/21 – 5/31/21) lbs/yr	MAHL (6/1/21 – 12/31/21) lbs/yr	2021 Loading lbs/yr	Below MAHL?
Cadmium	2,227	24,200	24.1	Yes	511	4,490	8.8	Yes
Chromium	37,303	87,133	485.3	Yes	10,439	20,170	263.8	Yes
Copper	16,900	47,165	3,817.8	Yes	4,015	15,648	2,738.7	Yes
Lead	8,541	40,829	827.2	Yes	2,738	11,519	224.3	Yes
Mercury	183	1,044	3.5	Yes	11	190	1.62	Yes
Nickel	21,134	25,933	2,062.2	Yes	1,314	3,048	735.0	Yes
Silver	3,942	69,843	54.9	Yes	402	4,059	116.8	Yes
Zinc	50,005	53,086	10,680.9	Yes	16,498	13,750	5,286.8	Yes
Total Metals*	140,235	349,233	17,955.9	Yes	35,928	72,874	9,375.9	Yes
Cyanide	4,453	28,426	923.4	Yes	2,446	1,862	410.6	Yes
Arsenic	13,943	1,055	350.5	Yes	248	135	55.7	Yes
CBOD**** (BOD)	25,013,450	31,285,610	20,217,061	Yes	37,793,925	21,688,300	11,108,262	Yes
TSS	30,627,150	22,630,000	16,235,905	Yes	35,950,310	21,330,600	7,897,803	Yes
Ammonia (May-Oct)**	1,195,906	1,472,000	884,624	Yes	198,352	1,368,960	553,283	Yes***
Total Nitrogen (May-Oct)**	N/A	2,208,000	1,688,290	Yes	N/A	1,368,960	909,840	Yes

\*Total metals=Cd+Cr+Cu+Pb+Hg+Ni+Ag+Zn;

\*\*Ammonia and total nitrogen MAHLs and loadings are expressed on a lbs per May-October season basis. An MAHL for total nitrogen was not derived as part of the 2004 local limits process.

\*\*\*Seasonal 2021 ammonia load is below the MAHL used in deriving the most recent enforceable local limits; see text for additional details.

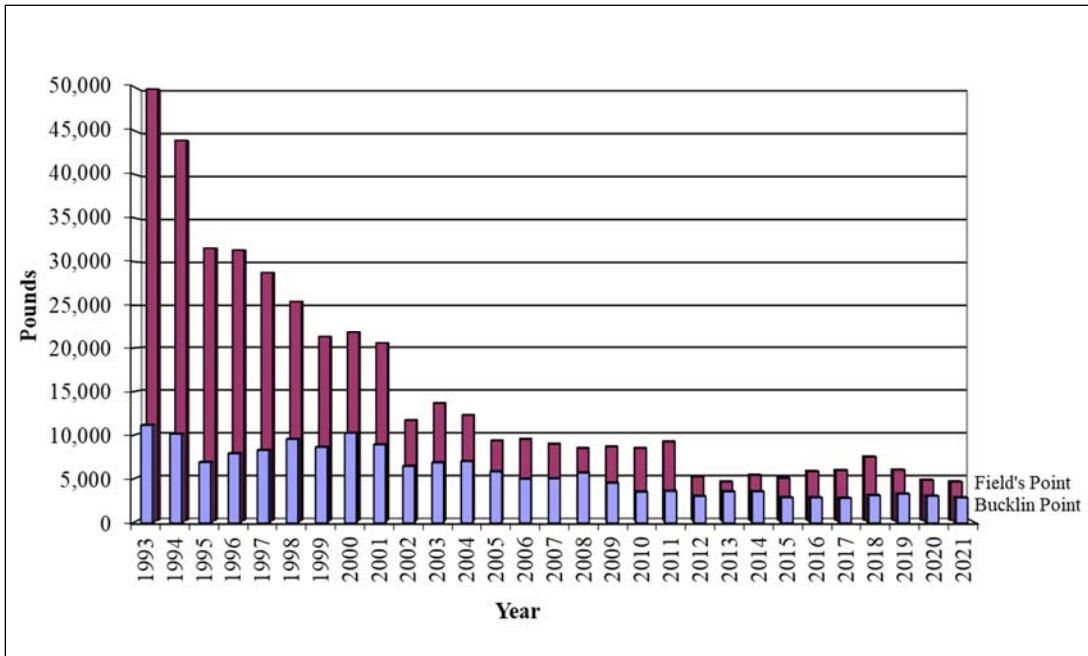
\*\*\*\*MAHL is based on BOD while loadings values are calculated on influent CBOD.

## **Analysis of Effluent Loading Data**

This chapter attempts to quantitatively measure the results of the work of Pretreatment and TAC sections by analyzing the loadings of toxics in the influent of the NBC facilities. However, meeting MAHL goals based on annual average influent loadings as noted above does not necessarily translate to compliance with RIPDES daily or monthly discharge limits for the effluent. It is also important to consider the compliance and potential environmental impacts of effluent discharge loadings into the receiving waters after wastewater treatment has been provided. Issues pertaining to these impacts are included later in this chapter and in CHAPTER VII. To maintain continuity with influent data, current and historical effluent data for both NBC facilities for the period from 1993 to 2021 were compiled and analyzed. The overall effluent trends are similar to those for the influent data, as concentrations and loadings have generally been decreasing over time at Field's Point and Bucklin Point.

Historical total metals discharges from both NBC facilities are shown in FIGURE 23. It is important to note that the Field's Point facility handles approximately twice the flow volume of Bucklin Point. Total metals effluent loadings have been steadily decreasing at Field's Point since 1993 with some minor annual fluctuations. In 2021, total metals in the Field's Point effluent amounted to 4,451.2 pounds, a decrease of 4.2%, or 195.5 pounds, compared to the 2020 total load of 4,646.7 pounds. Overall, since 2011, effluent metals loadings have been reduced by 51.1% at Field's Point. This dramatic decrease is partially attributable to BNR treatment technologies that began to come into operation at that plant in 2012. The total metals load in the 2021 Bucklin Point effluent was 2,903.8 pounds, a decrease of 6.2%, or 190.9 pounds, compared to the 2020 load of 3,094.7 pounds. At Bucklin Point, effluent loading has been below 6,000 pounds since 2005, whereas prior to 2005, the average effluent loading was 8,554 pounds. As mentioned previously, throughout 2005, advanced treatment processes were brought online at the Bucklin Point facility, contributing to improved total metals removal. The BNR facilities at Bucklin Point underwent an upgrade in 2014, and effluent metals have remained lower since. Overall, since 1993, effluent metals from Bucklin Point have decreased by 74.1% and effluent metals at Field's Point have decreased by 91.1%.

**FIGURE 23**  
**NBC Total Metals Effluent Loadings Trend Analysis**



As shown in FIGURE 24, effluent cyanide loadings increased by 24.4% at Field’s Point and 11.5% at Bucklin Point from 2020 to 2021. Note that while this chapter presents the annual loadings of total cyanide, the NBC reports only available cyanide on DMRs submitted monthly to DEM. At Field’s Point, available cyanide represented 72% of total cyanide in 2021, or 535.7 pounds, compared to total cyanide loading of 739.7 pounds. At Bucklin Point, available cyanide represented 88% of the cyanide load in 2021, or 229.9 pounds, compared to the total cyanide annual loadings of 261.6 pounds. Note that at both plants, effluent available cyanide results were frequently measured below detection limits and reported using detection-limit-substitution for the purposes of loading calculations. Therefore, the percentage of total cyanide that is available is likely overestimated in these calculations.

**FIGURE 24**  
**NBC Cyanide Effluent Loadings Trend Analysis**

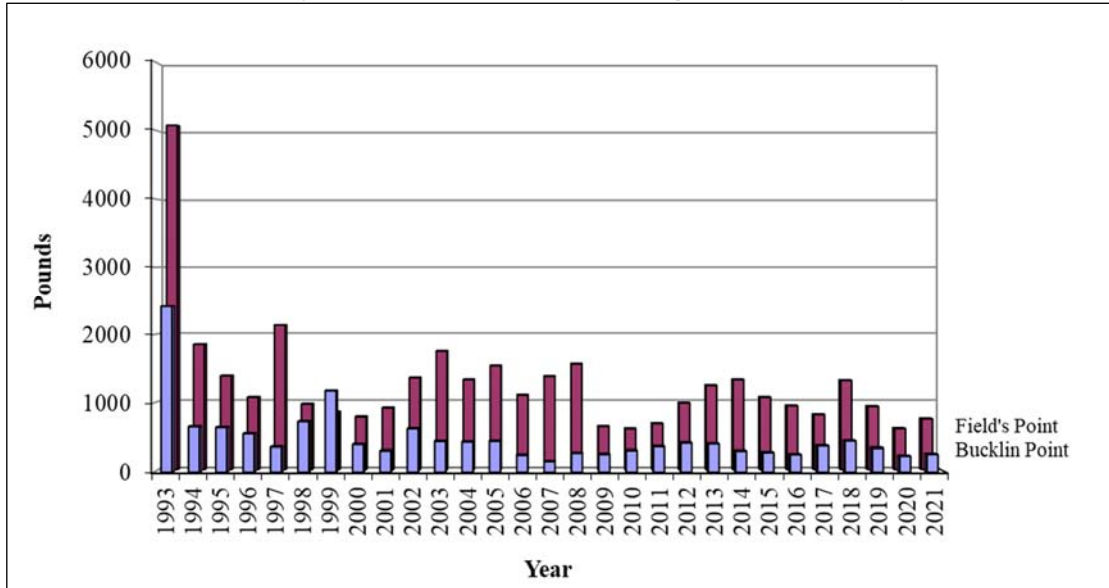


TABLE 29 provides a comparison of the 2020 and 2021 metals and cyanide effluent loadings from Field’s Point. Loading figures were calculated based on monthly averages of concentration and total monthly flow. The annual effluent loading for all metals showed a decrease of 4.2%, or 195.5 pounds, in 2021 when compared to 2020. Only three metals exhibited decreases in effluent loading in 2021, with the greatest relative percent decrease, 9.4% or 0.3 pounds, observed in silver. Out of the five metals in 2021 that exhibited increases, the greatest percent increase, 19.2% or 0.5 pounds, was observed in cadmium. Overall, effluent metal loadings remain low due to strict regulation by Pretreatment, NBC pollution prevention educational efforts, and NBC wastewater treatment technology. Effluent flow from Field’s Point was on average 3.08 MG a day higher in 2021 than it was in 2020, with the average daily effluent flow of 43.51 MGD in 2021 versus 40.43 MGD in 2020.



**TABLE 29**  
**Comparison of 2020 - 2021 Annual Loadings from Field's Point**

<b>Pollutant</b>	<b>2020 Pounds</b>	<b>2021 Pounds</b>	<b>Total Pound Change</b>	<b>% Change</b>
Total Cadmium	2.6	3.1	0.5	19.2%
Total Chromium	125.7	149.7	24.0	19.1%
Total Copper	285.0	296.1	11.1	3.9%
Total Lead	42.4	46.8	4.4	10.4%
Total Mercury	0.25*	0.25	0.00	0.0%
Total Nickel	1,378.7	1,352.0	-26.7	-1.9%
Total Silver	3.2	2.9	-0.3	-9.4%
Total Zinc	2,808.8	2,600.3	-208.5	-7.4%
Total Metals	4,646.7	4,451.2	-195.5	-4.2%
Total Cyanide	594.5	739.7	145.2	24.4%

\*Mercury 2020 loads include estimates for two months.

TABLE 30 compares individual Bucklin Point metals and cyanide effluent loadings from 2021 to the previous year. Overall, total metals loading from the Bucklin Point facility decreased by 6.2%, or 190.9 pounds, from 2020 to 2021. This is despite a slight increase in effluent flow, averaging 18.84 MGD in 2021 versus 18.35 MGD in 2020. Of the eight metals used to calculate total metal loadings, only cadmium and silver showed an increase in loadings from 2020. Cadmium effluent loadings increased 5.6%, or 0.1 pounds, while silver increased by 18.2%, or 0.8 pounds. The metal with the largest percent decrease was mercury, which decreased by 16.7%, or 0.02 pounds.

**TABLE 30**  
**Comparison of 2020 - 2021 Annual Loadings from Bucklin Point**

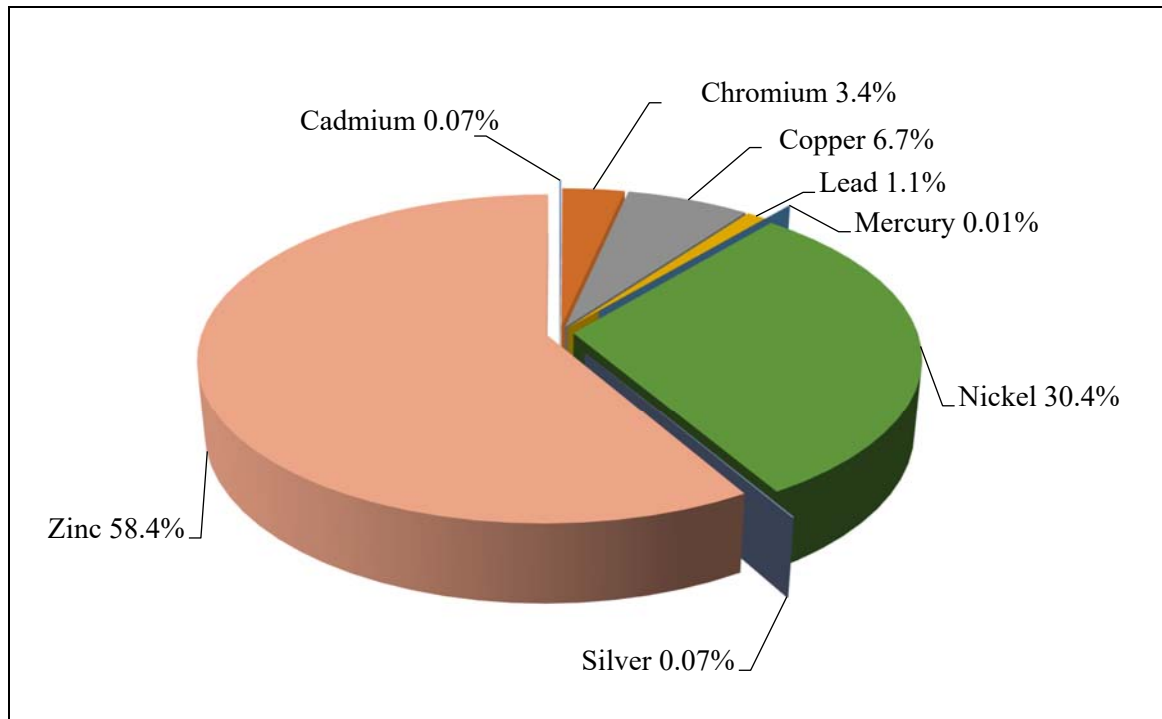
<b>Pollutant</b>	<b>2020 Pounds</b>	<b>2021 Pounds</b>	<b>Total Pound Change</b>	<b>% Change</b>
Total Cadmium	1.8	1.9	0.1	5.6%
Total Chromium	42.9	41.1	-1.8	-4.2%
Total Copper	320.6	280.7	-39.9	-12.4%
Total Lead	27.2	25.9	-1.3	-4.8%
Total Mercury	0.12*	0.10	-0.02	-16.7%
Total Nickel	479.8	464.4	-15.4	-3.2%
Total Silver	4.4	5.2	0.8	18.2%
Total Zinc	2,217.9	2,084.5	-133.4	-6.0%
Total Metals	3,094.7	2,903.8	-190.9	-6.2%
Total Cyanide	234.6	261.6	27.0	11.5%

\*Mercury 2020 loads include estimates for two months.

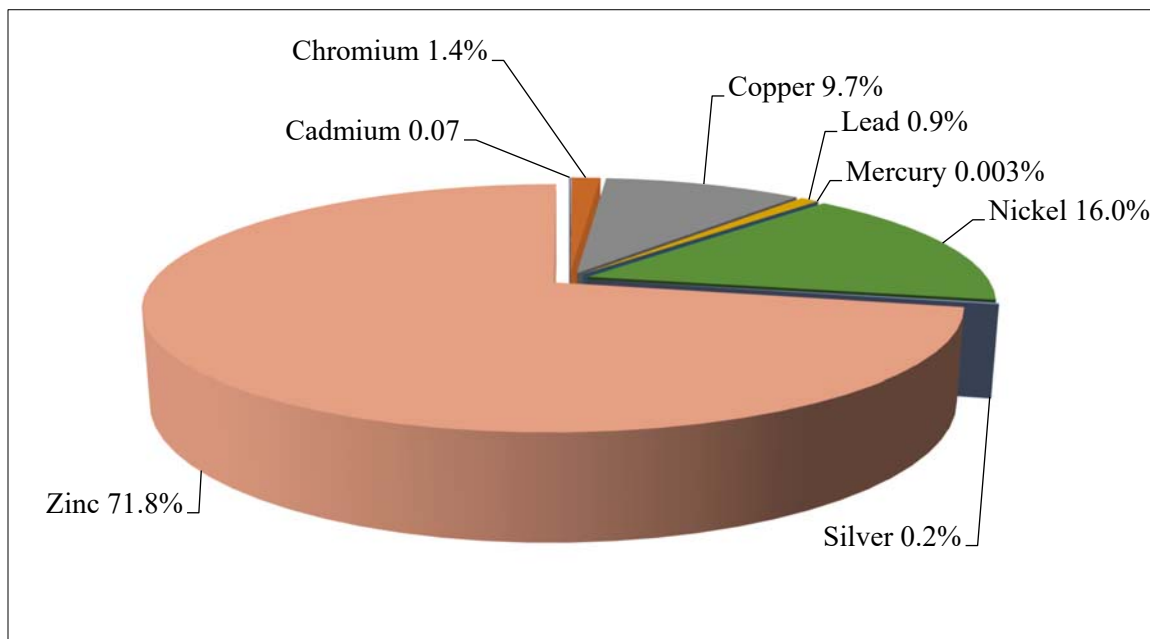
## **Breakdown Analysis of POTW Effluents**

The portioning of total metals loading in the effluent of each plant can be seen in FIGURES 25 and 26. These figures show that zinc, nickel, and copper are the largest components of the effluent total metals load at both Field's Point and Bucklin Point. In 2021, these three metals accounted for 95.4% of the total metals effluent loading from Field's Point and 97.4% of total metals effluent loading for Bucklin Point. At Field's Point, nickel represents a higher percentage of the total metals in the effluent than in the influent, nickel comprised 30.4% of the effluent loading totals versus only 11.5% of the influent. At Bucklin Point, nickel and zinc represent higher percentages of the total metals in the effluent than in the influent due to their low removal efficiency compared to the other metals. At Bucklin Point, zinc represented 71.8% of the effluent loading total versus only 56.4% of the influent and nickel represented 16.0% of the effluent loading versus only 7.8% of the influent loading.

**FIGURE 25**  
**Breakdown of Total Metals - Field's Point 2021 Effluent Loading**



**FIGURE 26**  
**Breakdown of Total Metals - Bucklin Point 2021 Effluent Loading**



### **Bioassay Data**

The two NBC facilities are required to conduct quarterly bioassay studies to determine effluent toxicity to various test organisms. Test organisms are exposed to wastewater effluent at multiple dilutions to evaluate whether such exposure leads to reduced survival or reproductive success. Effluent samples are collected only in dry weather, defined as no rain 48 hours prior to or during sampling. NBC met the quarterly bioassay sampling frequency requirements during 2021 for both facilities.

Effluent from each facility is tested for acute toxicity to the mysid shrimp *Americamysis bahia* and chronic toxicity to the sea urchin *Arbacia punctulata*. Results of the acute toxicity testing are analyzed to determine the LC<sub>50</sub> and the A-NOEC statistics. The LC<sub>50</sub> result is defined as the concentration of wastewater that causes mortality to 50% of the test organisms. A-NOEC or Acute-No Observable Effect Concentration is defined as the highest concentration of the effluent in which 90% or more of the test animals survive. Both NBC facilities have an LC<sub>50</sub> permit limit requirement of 100% or greater, defined as a sample which is composed of 100% effluent. There are no monitoring requirements nor permit limits for A-NOEC for either POTW. The chronic toxicity test performed on *A. punctulata* examines the sublethal effects of effluent on the fertilization of eggs. The C-NOEC or Chronic-No Observed Effect is reported. The C-NOEC permit limit for Bucklin Point is 50% or greater while at Field's Point the permit requires monitoring only.

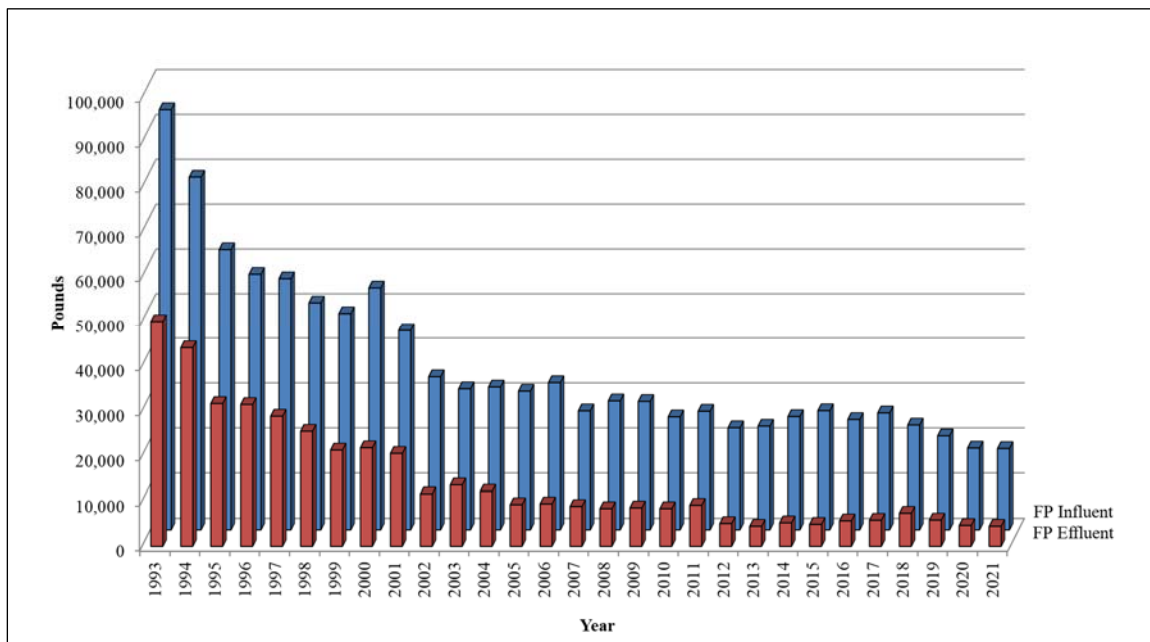
At Field’s Point and Bucklin Point, all quarterly acute toxicity test results were 100% or greater for both the LC<sub>50</sub> and A-NOEC indicating no observable effect of undiluted effluent on the study organisms.

In the chronic tests at Field’s Point, the C-NOEC was 100% for Quarter 1 and Quarter 2, 50% for Quarter 3, and 25% for Quarter 4. At Bucklin Point, the C-NOEC was 100% for Quarter 1, Quarter 2, and Quarter 3, and 50% for Quarter 4. Results of the quarterly bioassay tests for 2021 are included in ATTACHMENT VOLUME II, SECTION 10.

**Comparison of Influent and Effluent Loadings**

FIGURE 27 provides a comparison of historic Field’s Point influent and effluent loadings for total metals. At the Field’s Point facility, a major portion of each metal observed in the plant influent is removed in grit and sludge during the treatment process.

**FIGURE 27  
Field’s Point Influent and Effluent Total Metals Loadings Trend Analysis**



The removal rate of metals entering the Field’s Point facility ranged from 34.3% to 95.2% in 2021. Influent loading decreased by 0.6%, or 102.8 pounds in 2021 as compared to 2020. Effluent loadings decreased by 195.4 pounds or 4.2% in 2021. Since the plant upgrades associated with the nitrogen removal process went into operation, removal efficiencies for metals have increased substantially.

FIGURE 28 provides a comparison between the historical influent and effluent total metal loadings for Bucklin Point. As noted for Field’s Point, a major portion of each pollutant observed in the plant influent is removed in grit and sludge during the treatment process. In 2021, there was a 43.6 pound or 0.5% decrease in influent metals. Effluent metals also decreased by 190.9 pounds or 6.2% compared to 2020 loadings. Percent removal of the various metals at Bucklin Point ranged from 34.3% to 95.5%.

**FIGURE 28**  
**Bucklin Point Influent and Effluent**  
**Total Metals Loadings Trend Analysis**

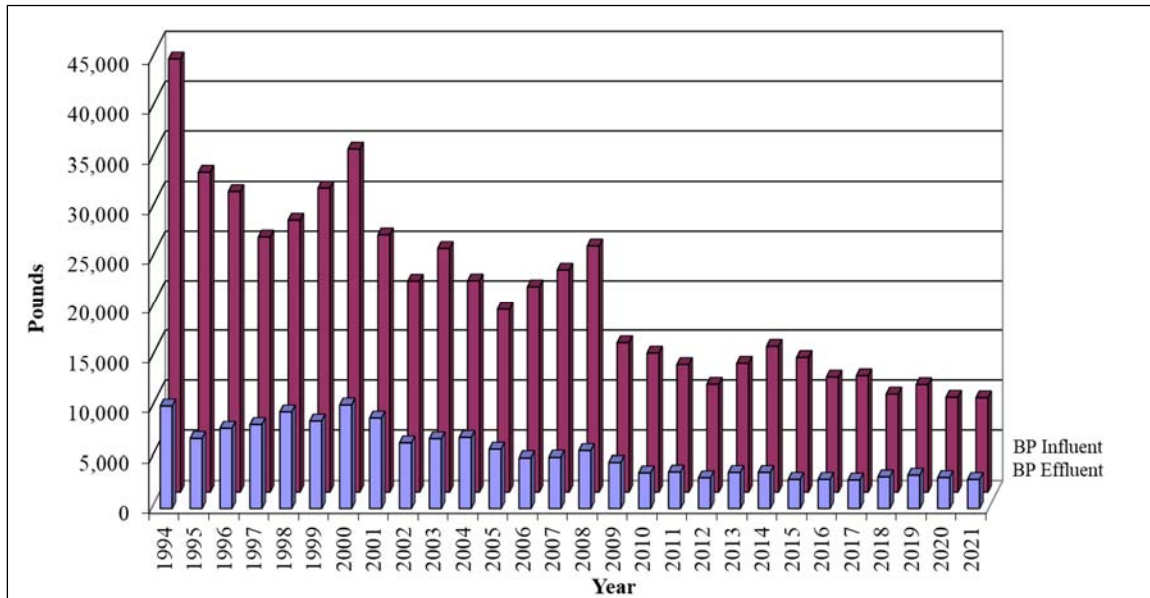


TABLE 31 details removal rates for each of the heavy metals and total cyanide at both NBC wastewater treatment plants. The term removal here means the reduction of pollutants in the wastewater through their incorporation into settleable solids, which are then concentrated into sludge material. Municipal wastewater treatment plants are not designed to treat and remove industrial waste such as heavy metals beyond such passive settling. Those metals that occur primarily in the dissolved phase (e.g., nickel) will be discharged to the receiving waters with less removal than those that are more particle-reactive (e.g., copper or lead) which settle more readily into the sludge. Several influent and effluent metals measured at the plants are often non-detectable by the appropriate laboratory method applied. The metals shown with asterisks in TABLE 31 were measured as below detection in 25% or more of samples in 2021, resulting in overestimation of these concentrations.

From TABLE 31 it is easy to see that a major portion of all toxic pollutants are removed from the waste stream at the NBC plants prior to effluent discharge to the receiving waters of Narragansett Bay. The Field's Point facility was able to remove 88% or more of the cadmium, copper, lead, mercury, and silver discharged in the district. The Bucklin Point facility was able to remove 87% or more of the copper, lead, mercury, and silver discharged to the plant. Nickel had the lowest percent removal rate of the heavy metals at both plants, with 34.3% removal at both facilities.

**TABLE 31  
Percent Removal of Metals and Cyanide for NBC Facilities in 2021**

	Field's Point Concentrations			Bucklin Point Concentrations		
	Influent (ppb)	Effluent (ppb)	% Removal	Influent (ppb)	Effluent (ppb)	% Removal
Cadmium	0.18	0.02*	88.9%	0.15	0.03	80.0%
Chromium	3.69	1.14	69.1%	4.52	0.72	84.1%
Hexavalent Chromium	23.75	10.00*	57.1%	28.42	10.00*	64.8%
Copper	28.94	2.25	92.2%	46.29	4.87	89.5%
Lead	6.22	0.35*	94.4%	3.73	0.45	87.9%
Mercury	0.027	0.0019*	92.9%	0.027	0.0017	93.7%
Nickel	15.76	10.35	34.3%	12.33	8.10	34.3%
Silver	0.42	0.02*	95.2%	1.99	0.09	95.5%
Zinc	80.93	19.94	75.4%	88.59	36.29	59.0%
Total Cyanide	6.83	5.66	17.1%	6.81*	4.58*	32.7%
Total Metals	136.17	34.07	75.0%	157.63	50.55	67.9%

\*25% or more samples measured below the detection limit.

Total metals=Cd+Cr+Cu+Pb+Hg+Ni+Ag+Zn; excludes hexavalent chromium and total cyanide

### **POTW Effluent Dissolved Metals Study**

Throughout 2021, the NBC continued to monitor the dissolved metals fraction of the effluent discharged to the receiving waters of the Providence and Seekonk Rivers. Dissolved metals were measured in monthly samples, while total metals were measured twice per week. The NBC and DEM use this data to better understand the fate, effect, and physical phase partitioning of metals discharged from the POTWs.

Understanding the partitioning between dissolved and particulate phases is especially important for the calculations of permit discharge limits. POTWs are permitted for total metals. However, the limits are derived from receiving water quality criteria set for dissolved metals concentrations, the phase that is more readily absorbed by marine life. Therefore, when determining permit limits of a POTW, the DEM must use a “metals translator” conversion factor to estimate the fraction of the total metals load that will be in the dissolved phase in the effluent. By sampling for both total and dissolved metals, the NBC is able to calculate the ratio of dissolved to total metals in POTW effluent and in the receiving waters and inform such permit limit calculations.

TABLE 32 summarizes the data from 2021 as dissolved-to-total metals ratios. The values were calculated for each date there was a dissolved metals result (i.e., once per month), using the dissolved metals concentration and the total metals concentration for that day. Annual averages were then calculated from these monthly data. The dissolved phase is operationally defined as that portion which passes through a 0.45-micron filter. At Field’s Point and Bucklin Point, some of the dissolved cadmium, lead, and silver samples were reported as less than the detection limit; at Field’s Point, many dissolved aluminum samples were also reported as less than the detection limit. Censorship in these metals ranged from 75% (aluminum) to 100% (lead and silver) of samples at Field’s Point, and from 8% (silver) to 58% (lead) of samples at Bucklin Point. Censorship also occurred in some total cadmium, lead, and silver sample results used in this comparison for Field’s Point. Note that averages were calculated for these metals using substitution of the detection limit value, therefore overestimating the concentrations.

**TABLE 32**  
**2021 Final Effluent Phase Partitioning Study Results**

<b>Dissolved/Total Shown as a Ratio</b>		
	<b>Field's Point Mean</b>	<b>Bucklin Point Mean</b>
Aluminum	0.61*	0.46
Cadmium	0.99*	0.92
Chromium	1.06	1.12
Copper	0.85	0.72
Iron	0.35	0.47
Lead	0.84*	0.72*
Nickel	0.98	1.00
Silver	0.95*	0.33
Zinc	1.01	1.02

\*Results impacted by censorship of 50% or more dissolved or total metals results used in ratio calculation.

At Field's Point, the results show cadmium, chromium, nickel, silver, and zinc to be the metals with the highest fraction in the dissolved phase in the final effluent, followed by copper and lead. At Bucklin Point, chromium, nickel, and zinc were shown to be the metals with the highest fraction in the dissolved phase, followed by cadmium. Aluminum and iron tend to be more strongly associated with particulates and thus the fraction of the metal in the dissolved phase is typically among the lowest.

Data for 2021 total and dissolved metals analysis results are included in ATTACHMENT VOLUME II, SECTION 10.

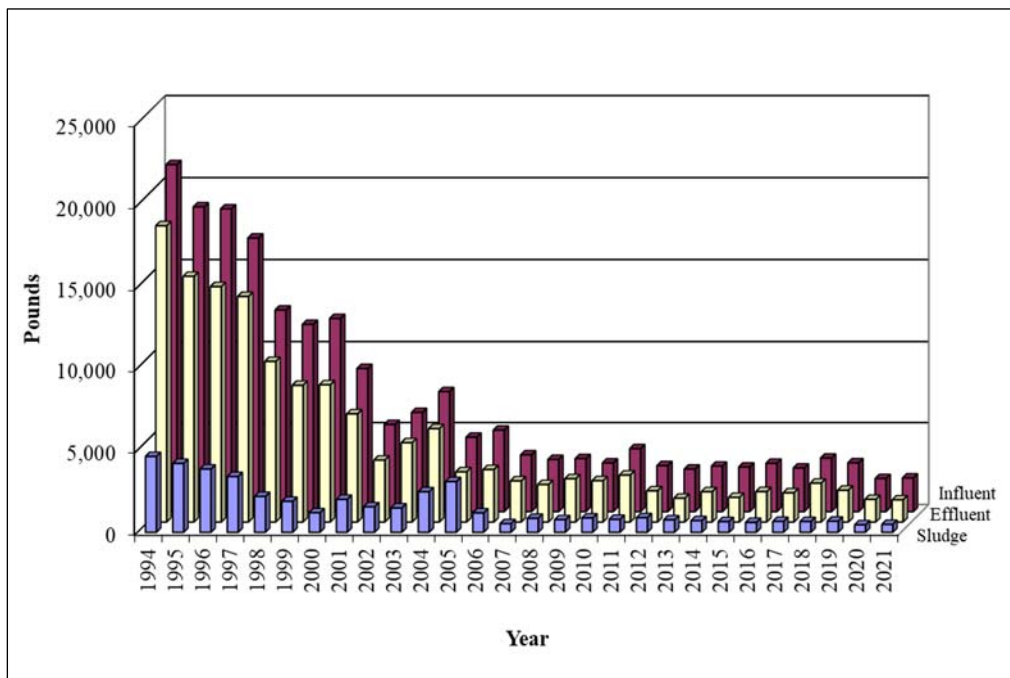
### **Sludge Analysis**

To provide further insight into influent trends and POTW removal efficiency for metals, sludge loading trends for three metals have been compared to influent and effluent loads since 1994 at each facility. Nickel was chosen for this comparison due to its high incidence in the dissolved phase. Nickel is also a metal commonly associated with industrial sources. Copper and zinc were also chosen due to their relatively high abundance and significant influent sources. In the following figures, the final sludge loading is an approximation since there is insufficient data for loading attributed to grit. During 2021, sludge metals measurements were conducted twice per month as opposed to weekly as in the years prior to 2006. The mass balance agreement of these metals is calculated by subtracting the effluent and sludge loadings from the influent loading. Historical and 2021 sludge data are included in ATTACHMENT VOLUME II, SECTION 10.

As can be seen in FIGURE 29, nickel inputs in Field's Point influent generally declined from 1994 to 2008 and loadings have been relatively steady since then. The center row of columns on the figure represents final effluent loading. During 2021, Field's Point nickel loading increased in the influent and sludge but decreased in the effluent compared to 2020. Nickel in the sludge has remained below 1,000 pounds since 2007. The discrepancy between 2021 influent nickel loading compared to sludge and effluent nickel loadings was 13%. This discrepancy is attributed to loading in grit and general variability due to sampling and analytical methods.

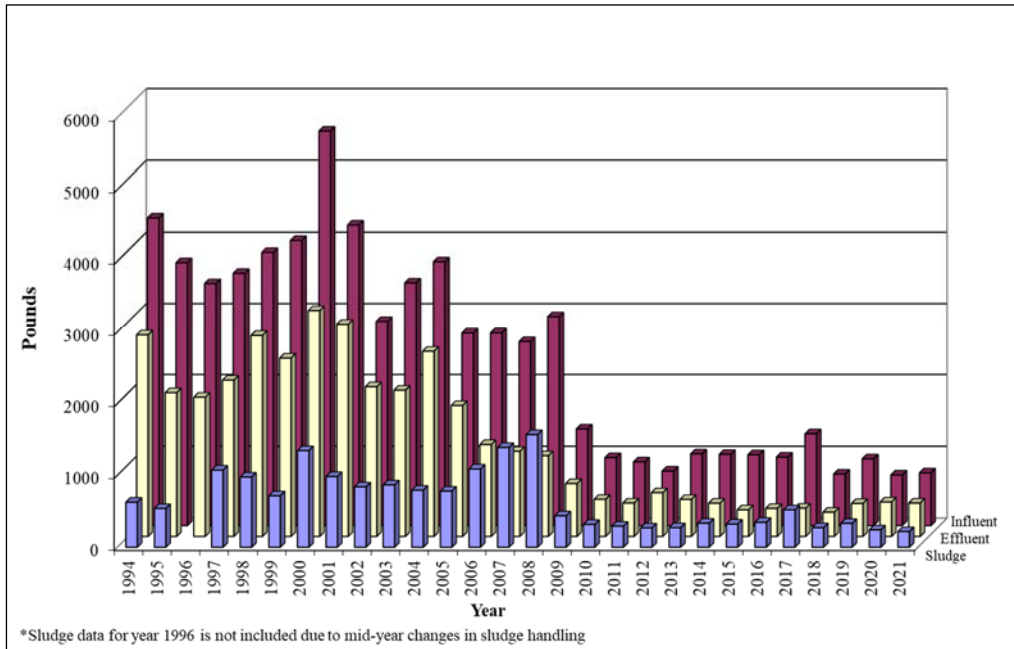


**FIGURE 29**  
**Nickel Loading Trend Analysis for Field's Point**  
**Sludge, Influent and Effluent**



As can be seen in FIGURE 30, at Bucklin Point, nickel loading increased in the influent, and decreased in the sludge and effluent during 2021 as compared to 2020. In 2021, there was an 8% discrepancy between measured influent loading and loading in the effluent and sludge. This discrepancy is attributed to general variability due to sampling and analytical methods.

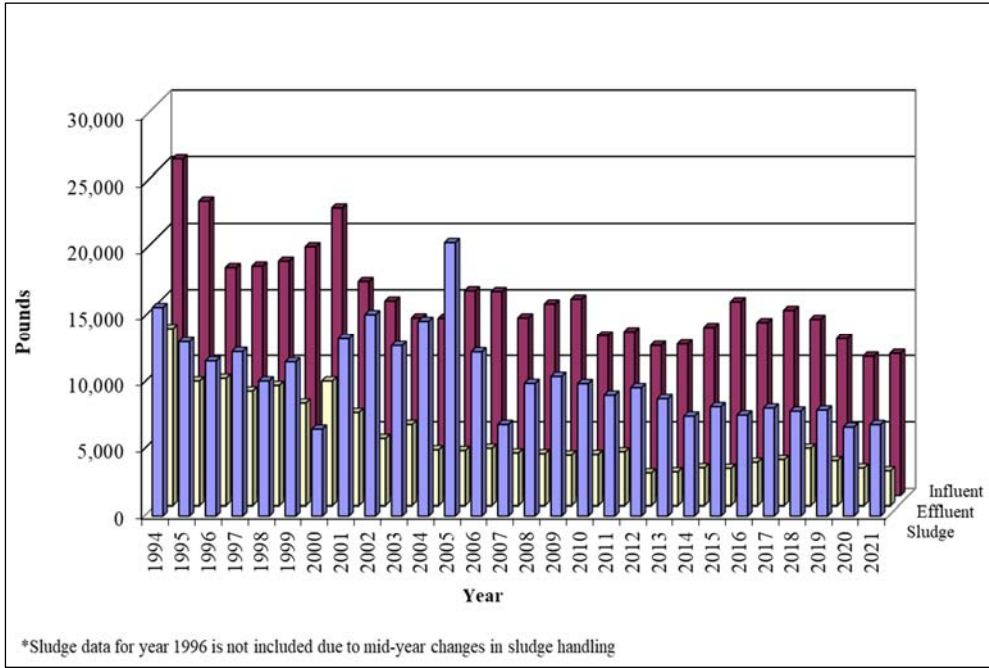
**FIGURE 30**  
**Nickel Loading Trend Analysis for Bucklin Point**  
**Sludge, Influent and Effluent**



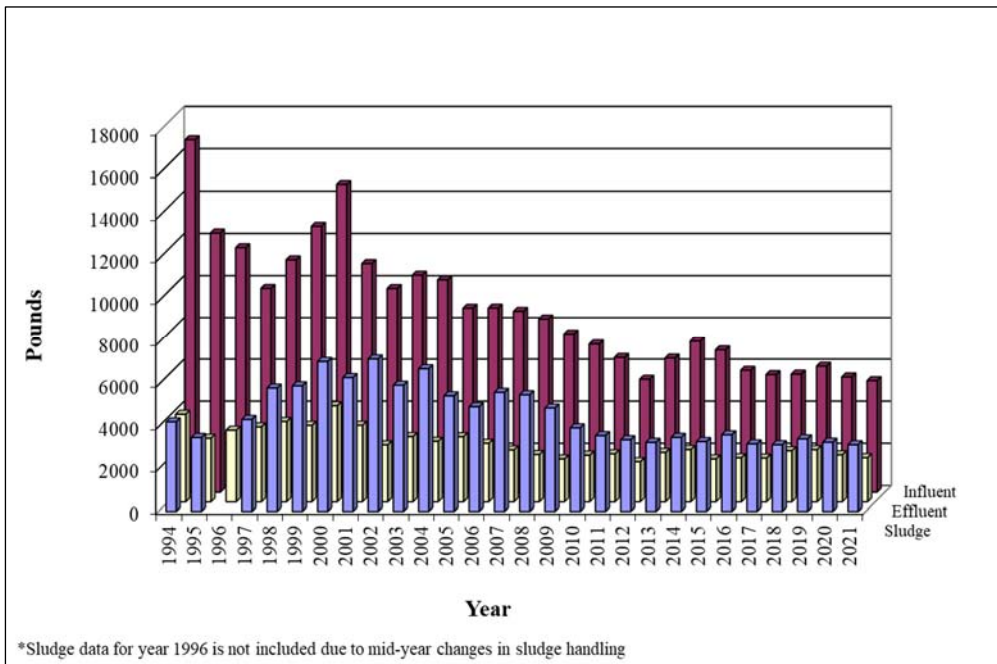
Nickel has the lowest removal efficiency of all of the metals measured in the influent and effluent at either plant, due in part to its high incidence in the dissolved phase. This results in relatively low loading of nickel to the sludge at each plant.

FIGURES 31 and 32 show the loading trends for zinc at the Field’s Point and Bucklin Point facilities, respectively. Zinc loading at Field’s Point increased in the influent and sludge but decreased in the effluent from 2020 to 2021. The discrepancy between Field’s Point influent zinc loading and the combined sludge and effluent zinc was 14%. At Bucklin Point, zinc loading decreased in the influent, effluent, and sludge. The discrepancy at Bucklin Point was 1%. These discrepancies can be attributed to loading in the grit and general variability due to sampling and analytical methods.

**FIGURE 31**  
**Zinc Loading Trend Analysis for Field's Point**  
**Sludge, Influent, and Effluent**

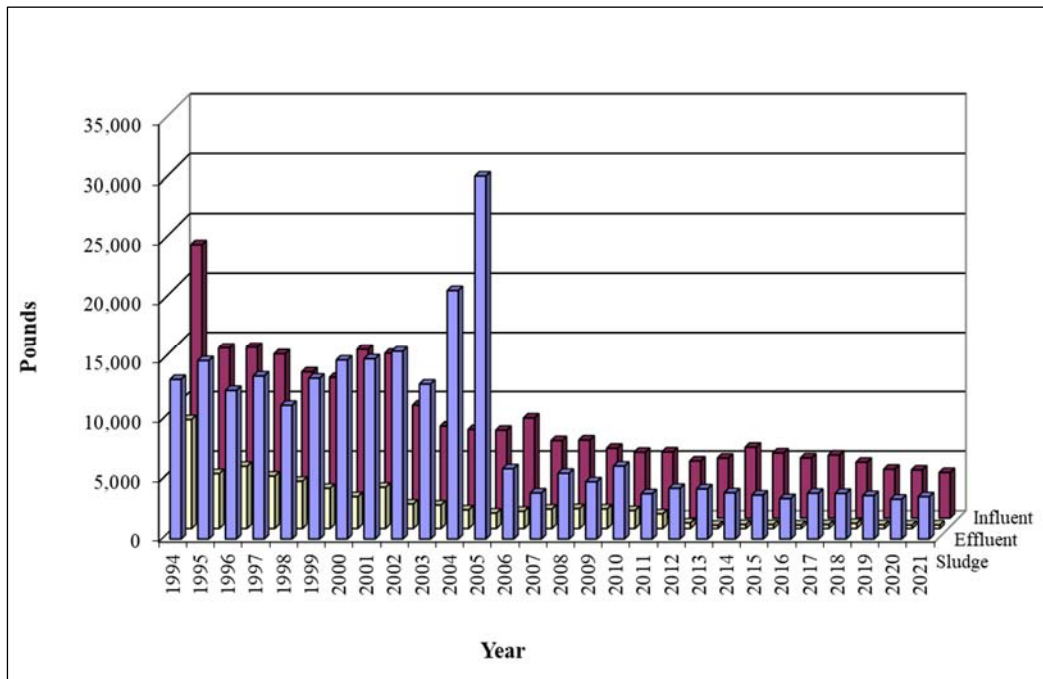


**FIGURE 32**  
**Zinc Loading Trend Analysis for Bucklin Point**  
**Sludge, Influent, and Effluent**

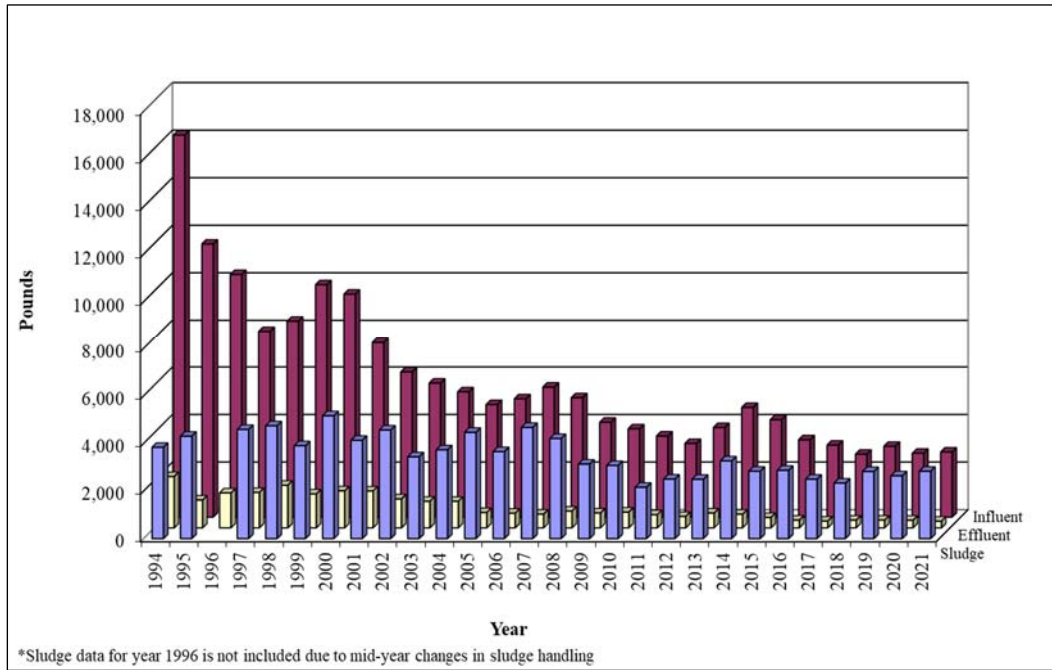


FIGURES 33 and 34 present the copper loading trend analyses for Field’s Point and Bucklin Point, respectively. At Field’s Point, copper loading decreased in the influent, but increased in the effluent and sludge from 2020 to 2021. The discrepancy between the influent and combined effluent and sludge loading was less than 1%. At Bucklin Point, copper loadings increased in the influent and sludge but decreased in the effluent from 2020 to 2021. The discrepancy between the influent and combined effluent and sludge loading was 12%. These discrepancies can be attributed to the loading in the grit and general variability due to sampling and analytical methods.

**FIGURE 33**  
**Copper Loading Trend Analysis for Field’s Point**  
**Sludge, Influent, and Effluent**



**FIGURE 34**  
**Copper Loading Trend Analysis for Bucklin Point**  
**Sludge, Influent, and Effluent**

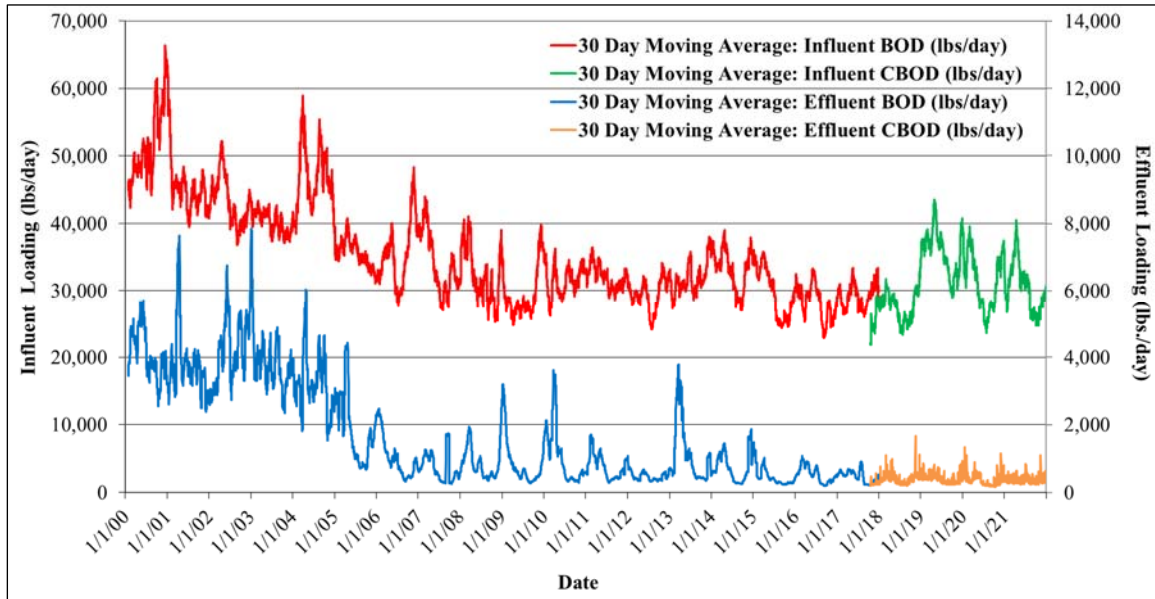


**CBOD and TSS Loadings**

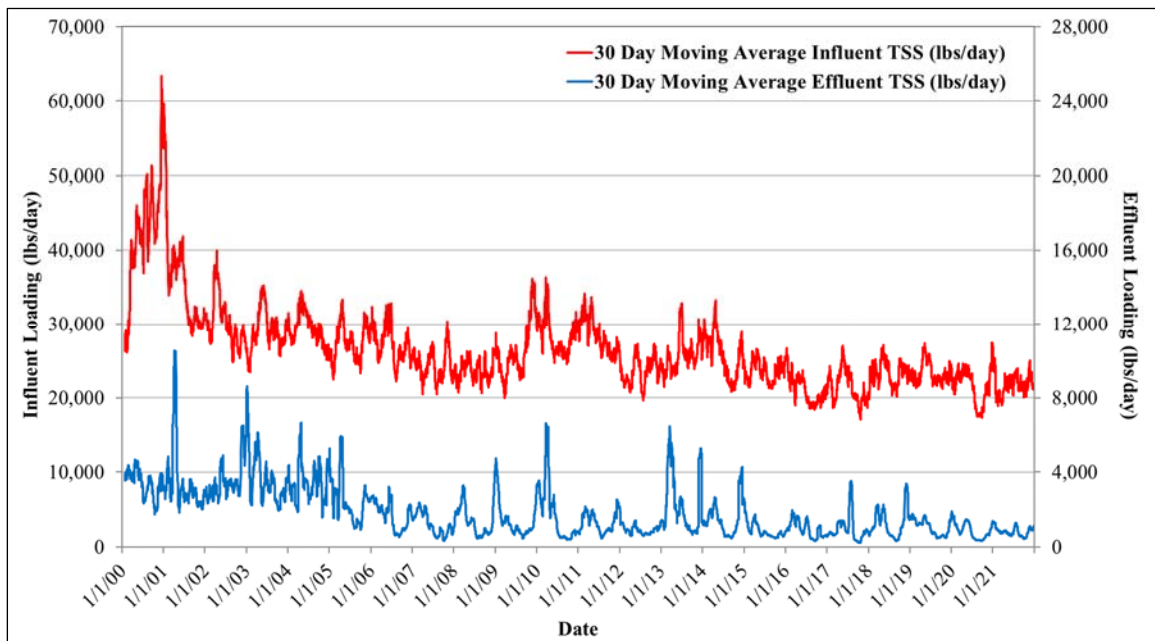
CBOD and TSS loading historical trend analysis provides an interesting means of determining the ability of the individual facility to handle variability in influent loadings without disruption of plant operations. While previous RIPDES permits required BOD monitoring in the influent and effluent, the current permits replaced BOD monitoring with CBOD monitoring. The following figures retain the historical BOD loading data through the last date of monitoring on November 30, 2017.

For Bucklin Point, FIGURES 35 and 36 show the 30-day average trend for influent and effluent BOD/CBOD and TSS, respectively. Historical effluent BOD and TSS at Bucklin Point show a decline and overall reduction in variability beginning in 2005 which is largely attributable to improved treatment processes as a result of comprehensive facility upgrades that began to go online that year.

**FIGURE 35**  
**BOD and CBOD Loading Trend Analysis**  
**for Bucklin Point Influent and Effluent**

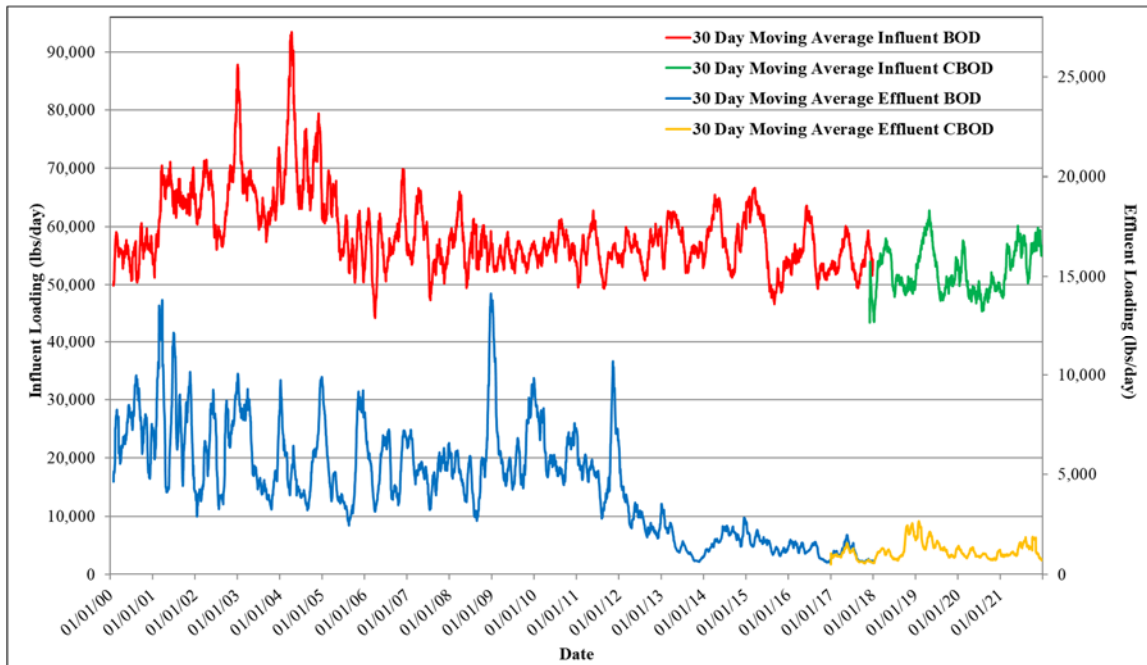


**FIGURE 36**  
**TSS Loading Trend Analysis for Bucklin Point Influent and Effluent**

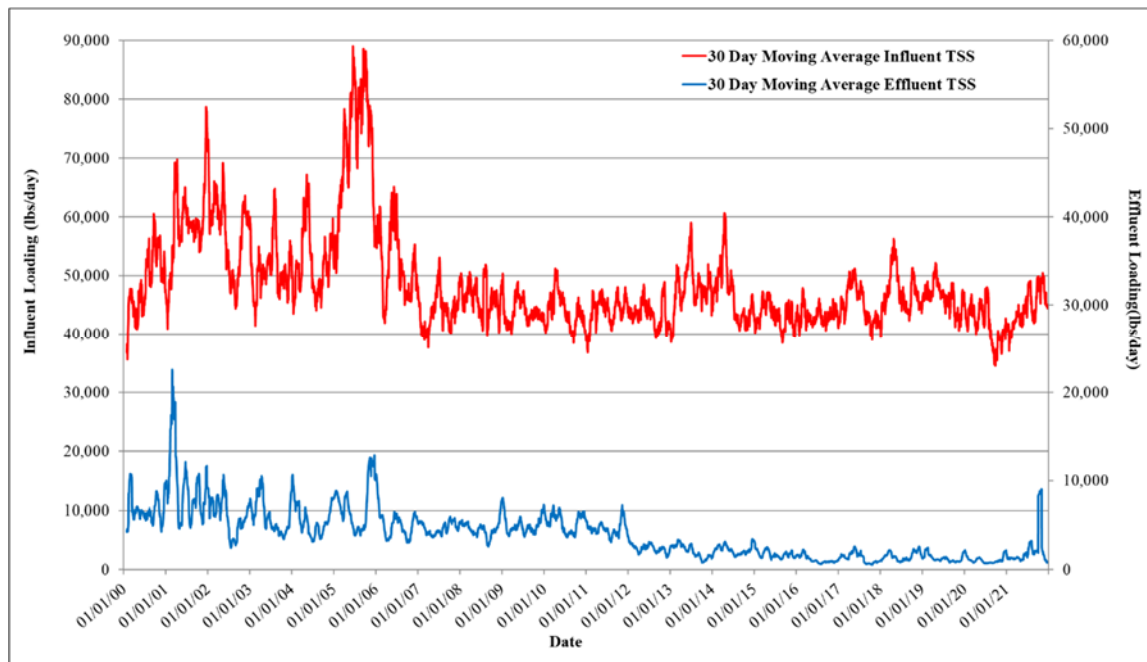


FIGURES 37 and 38 show the 30-day average BOD, CBOD, and TSS data for Field's Point. In 2021, loading from the CSO tunnel accounted for approximately 1.5% of influent CBOD and approximately 3.4% of influent TSS loading. Periods of high influent loading are possibly attributable to maintenance within the collection system, or wet weather events. It is interesting to note that despite these transient increases in the influent loading rates, effluent loadings show very little variability. This demonstrates the buffering capacity of both facilities, and the ability of Operations staff to effectively adjust conditions to treat incoming pollutants. FIGURES 37 and 38 show a decline and less variable effluent BOD and TSS beginning in 2012 at Field's Point, which is most likely attributable to plant upgrades associated with the BNR treatment process, parts of which became operational in 2012.

**FIGURE 37**  
**BOD and CBOD Loading Trend Analysis for Field's Point Influent and Effluent**



**FIGURE 38**  
**TSS Loading Trend Analysis for Field's Point Influent and Effluent**



**Comparison of Final Effluent Concentrations in 2021 and Saltwater Water Quality Criteria for Receiving Waters**

A comparison of final effluent concentrations of permitted parameters and water quality criteria is useful to evaluate the potential impact of the treatment plants on the receiving waters. TABLE 33 lists measured dissolved and total metal concentrations in the effluent, as well as cyanide, pH, and fecal coliform bacteria compared to saltwater water quality criteria determined by DEM. Comparisons are made between annual averages and chronic criteria that protect long-term exposure, and between annual maxima and acute criteria that are established to protect marine life and waters from short-term exposures to pollutants. Effluent concentrations in bold in TABLE 33 exceeded those water quality standards. Dissolved metals are measured monthly at the two plants and total metals are measured twice per week. Saltwater water quality criteria are set for dissolved metals, based on a metals translator conversion factor, converting from total to dissolved phase. Default EPA conversion factors range from 0.83 to 1.0 (a ratio without units). Dissolved concentrations in the effluent can be compared to the water quality criteria with the understanding that dilution occurring in the established mixing zones at the outfalls quickly lowers the concentrations in the Bay waters. This was demonstrated in the 2001 and 2002 trace metal study of the Bay Waters by NBC, URI, and Microinorganics, Inc. The trace metal study conducted by NBC and URI found both the Seekonk and



Providence River reaches of Narragansett Bay meeting EPA water quality criteria for metals. These findings were presented to DEM. As a result of this work, the Seekonk and Providence Rivers were removed from the state EPA 303(d) list of impaired water bodies for metals.

**TABLE 33**  
**Comparison of 2021 Final Effluent Concentrations and Water Quality**  
**Criteria of Receiving Waters**

Pollutant	Phase and Statistical Category	Bucklin Point Effluent Results in ppb*	Field's Point Effluent Results in ppb*	Chronic WQC in ppb	Acute WQC in ppb
<b>Copper</b>	Dissolved phase effluent annual average	<b>3.4</b>	2.1	3.1	
	Dissolved phase effluent annual maximum	<b>5.4</b>	3.0		4.8
	Total effluent annual average	4.9	2.2		
	Total effluent annual maximum	8.0	7.8		
<b>Lead</b>	Dissolved phase effluent annual average	0.32	0.30	8.1	
	Dissolved phase effluent annual maximum	0.39	0.30		210
	Total effluent annual average	0.45	0.35		
	Total effluent annual maximum	0.78	1.8		
<b>Nickel</b>	Dissolved phase effluent annual average	6.8	<b>9.8</b>	8.2	
	Dissolved phase effluent annual maximum	12.7	17.5		74
	Total effluent annual average	8.1	10.3		
	Total effluent annual maximum	13.31	36.4		
<b>Silver</b>	Dissolved phase effluent annual average	0.03	0.02		
	Dissolved phase effluent annual maximum	0.03	0.02		1.9
	Total effluent annual average	0.09	0.02		
	Total effluent annual maximum	0.26	0.09		
<b>Zinc</b>	Dissolved phase effluent annual average	35.34	19.39	81	
	Dissolved phase effluent annual maximum	43.91	30.47		90
	Total effluent annual average	36.29	19.94		
	Total effluent annual maximum	48.62	38.72		
<b>Mercury</b>	Dissolved effluent annual average	NM	NM	0.94	
	Dissolved effluent annual maximum	NM	NM		1.8
	Total effluent annual average	0.002	0.002		
	Total effluent annual maximum	0.004	0.007		
<b>Total Cyanide</b>	Total effluent annual average	<b>4.6</b>	<b>5.7</b>	1	
	Total effluent annual maximum	<b>18.2</b>	<b>11.4</b>		1
<b>pH</b>	Total effluent annual minimum (s.u.)	<b>6.04</b>	<b>6.44</b>	> 6.5 < 8.5	
	Total effluent annual maximum (s.u.)	7.05	7.18		> 6.5 < 8.5
<b>Enterococci Bacteria</b>	Total effluent annual geometric mean	6.4	6.9	35	104
<b>Fecal Coliform Bacteria</b>	Total effluent annual geometric mean	5.4	2.5	50	400

\*Results in bold exceed the water quality criteria.

From TABLE 33, the following conclusions can be made regarding the various pollutant parameters:

- Dissolved copper concentrations at Field's Point met both the acute and chronic water quality criteria while concentrations at Bucklin Point exceeded them. However, effluent concentrations are rapidly diluted as the effluent enters the mixing zone of the receiving waters. It is often difficult for wastewater effluent to meet the receiving water quality criteria for copper since the limit in drinking water is over 400 times higher than the limit in the receiving waters.
- Lead continues to show annual average and maximum dissolved concentrations substantially lower than the acute and chronic water quality criteria at both facilities. The annual maximum for total lead at Field's Point and Bucklin Point is over two orders of magnitude lower than the acute dissolved lead criterion.
- The dissolved nickel annual maximum concentrations at both facilities were below the acute saltwater quality criterion. However, the dissolved nickel annual average effluent concentration did not meet the chronic water quality criterion at Field's Point while concentrations at Bucklin Point did meet the chronic water quality criterion. As noted above for copper, effluent concentrations are rapidly diluted as the effluent enters the mixing zone of the receiving waters, reducing the effective concentration of these metals in the environment.
- The dissolved silver annual maximum and average concentrations were all below the acute water quality criterion. There is no chronic saltwater water quality criterion established for silver.
- Maximum and average dissolved zinc concentrations at both facilities are less than the acute and chronic water quality criteria.
- The annual average and maximum effluent total cyanide concentration were above the chronic and acute water quality criteria at both Field's Point and Bucklin Point. Though the effluent did not meet these criteria, effluent concentrations are rapidly diluted as the effluent enters the mixing zone of the receiving waters. Cyanide loadings at both facilities have generally decreased over time.
- pH annual effluent maximum were within water quality criteria at both plants; however the effluent minimum was outside of the water quality criteria. Low effluent pH is often associated with rainfall events or a result of the biological nutrient removal processes used at the treatment plants. Both facilities remained within the RIPDES permit limitations of 6.0 s.u. to 9.0 s.u.

- The annual geometric mean of all fecal coliform bacteria sample results was used to determine whether the facilities met the chronic water quality criterion, while a count of the number of samples that exceeded 400 MPN/100 mL was used to establish whether the acute water quality criterion was met. Both facilities remained well below the 50 MPN/100 mL chronic water quality criterion; Field's Point did not have any samples that exceeded 400 MPN/100 mL, while Bucklin Point had one sample result greater than 400 MPN/100 mL in 2021.
- The annual geometric mean of all enterococci bacteria sample results was used to determine whether the facilities met the chronic water quality criterion, while a count of the number of samples that exceeded 104 MPN/100 mL was used to establish whether the acute water quality criterion was met. Both facilities remained well below the 35 MPN/100 mL chronic water quality criterion. Bucklin Point had one sample result greater than 104 MPN/100 mL, and approximately 1% of enterococci samples at Field's Point were above the 104 MPN/100 mL acute water quality threshold during 2021.

## **RIPDES Compliance**

### **Analysis of Toxic Pollutant Loadings for Discharge Monitoring Reports**

The Laboratory strives to use analytical methods that are sufficiently sensitive to measure the concentrations of pollutants in the influent and effluent of each facility as accurately as possible. Often, pollutants are present in such minute quantities that they cannot be detected by the analytical method that is appropriate for the sample matrix. There are various means of dealing with those results that are below a detection limit. In this report, all calculations have dealt with non-detectable results by replacing them with a value equal to the detection limit. This is the method that had been specified in RIPDES permits prior to 2010. Calculations have also been performed in this manner and reported in all previous Pretreatment Annual Reports. This method results in over-estimation of loading whenever there are results below the detection limit.

Further, this method also results in summary data reported in Pretreatment Annual Reports that will no longer necessarily correlate with the data that is reported to the DEM in the DMRs. DEM changed the below detection limit reporting requirements for non-bacteria samples in September 2010 to require replacing non-detected results with a zero for the purposes of most DMR calculations. In cases where non-detect data were analyzed with a detection limit greater than the limits specified in the RIPDES permit (i.e., insufficiently sensitive method used), values are replaced with the detection limit itself. For fecal coliform, reporting methods were changed on July 1, 2015. Prior to this date, any result that was reported as less than the detection limit of 2.0 MPN/100 mL was replaced with a 2 when calculating geometric means. After July 1, 2015 any result that

was reported as <2.0 MPN/100 mL was replaced with a result of 1 MPN/100 mL. This rule was reverted back on June 1, 2019, when DEM again asked that all bacteria results less than the detection limit be substituted with the detection limit value. For enterococci, results less than the detection limit have always been substituted with the detection limit itself as these samples are often analyzed after dilution, which causes a proportionate increase in the detection limit. For consistency with the reporting of data on the DMR, data in this section for RIPDES permit compliance have been analyzed according to the DMR methods in use at the time of original reporting.

### **Field's Point Facility**

New RIPDES permits were issued for both Field's Point and Bucklin Point that became effective on December 1, 2017, replacing the permits previously in effect since 2001. TABLE 34 lists the limits for metals and cyanide under the current permit. TABLE 34 also presents the measured maximum daily values and maximum monthly averages for the Field's Point facility for parameters of interest during the months of 2021 under this permit. It should be noted that available cyanide is reported in the table below as this is what the NBC reports on the DMR. The parameters *Americamysis bahia* and *Arbacia punctulata* represent the whole effluent toxicity, or bioassay, testing requirements of the RIPDES permit. The NBC formally contested several of the new permit requirements, which were initially stayed in a Consent Order, though ultimately upheld in a subsequent Consent Agreement with DEM, effective September 5, 2018.

**TABLE 34**  
**Comparison of Field's Point RIPDES Limits**  
**with 2021 Wastewater Treatment Facility Results**

Parameter	RIPDES Permit Limits		2021 Results	
	Maximum Daily (ppb)	Average Monthly (ppb)	Maximum Daily* (ppb)	Average Monthly* (ppb)
Arsenic	306.3	5.4	4.71	3.30
Copper	24.5	24.5	7.80	2.83
Nickel	331	127	36.43	16.84
Available Cyanide**	4	4	9.80	0.98
CBOD Percent Removal***	-	≥85%	-	97.2
TSS Percent Removal***	-	≥85%	-	87.6
Enterococci	276 CFU/100 ml	35 CFU/100 ml	148.1 MPN/100 mL	12.2 MPN/100 mL
<i>Americamysis bahia</i> (LC50)***	100% or greater	-	>100%	-
<i>Arbacia punctulata</i> (C-NOEC)***	---%	-	25%	-

\*For comparison to the RIPDES permits, the highest maximum daily value and the highest average monthly value reported for 2021 are listed in the table.

\*\*Note that the limits for compliance/noncompliance determinations are based on the quantitation limit, which is defined as 10.0 ppb for available cyanide.

\*\*\*Permit limits for percent removals and bioassays are set for the minimum, not maximum. The percent removal 2021 results represent the minimum average monthly percent removals. The bioassay 2021 results represent the minimum quarterly results.

TABLE 35 shows that in 2021, Field's Point was in compliance with the daily and monthly discharge limitations specified in the RIPDES permit for all toxic pollutant parameters listed in the table, except for maximum daily available cyanide. The quantitation limit of 10.0 ppb is used to determine actual compliance for this parameter. In June, maximum daily available cyanide measured 9.80 ppb. During 2021, despite monitoring twice per week, there was only one instance of influent available cyanide being measured above detection level. The NBC met CBOD and TSS percent removal limits in all months of 2021, as well as enterococci daily maximum and monthly average limits. All bioassay results also met the permit limits in 2021.

**TABLE 35**  
**2021 Compliance Status with RIPDES Limits for Field's Point**

Parameter	2021 Compliance with RIPDES Permit Limits?	
	Maximum Daily	Average Monthly
Arsenic	Yes	Yes
Copper	Yes	Yes
Nickel	Yes	Yes
Available Cyanide*	Yes	Yes
CBOD Percent Removal	-	Yes
TSS Percent Removal	-	Yes
Enterococci	Yes	Yes
<i>Americamysis bahia</i> (LC <sub>50</sub> )	Yes	-
<i>Arbacia punctulata</i> (C-NOEC)	-	-

The NBC is actively working to ensure full compliance with all the toxic and conventional pollutants specified in its RIPDES permits. In 2004, at the request of DEM, the NBC recalculated toxic pollutant permit limits based on the metal translator study conducted by the NBC in 2001 and 2002. The results of the metal translator study illustrated that the Providence and Seekonk Rivers met water quality criteria for the trace metals analyzed which were copper, lead, nickel, and silver. This study resulted in both rivers being removed from the EPA 303(d) list of impaired waterbodies for metals.

**Bucklin Point Facility**

As noted above, new RIPDES permits were issued for both Field's Point and Bucklin Point that became effective on December 1, 2017, replacing the permits previously in effect since 2001. The NBC contested several of the new Bucklin Point permit limits, including those for effluent total copper and total nickel. On September 5, 2018, the NBC and DEM signed Consent Agreement RIA-424, setting interim limits for total copper and total nickel in the effluent. TABLE 36 outlines the current RIPDES permit limits for metals, cyanide, and a subset of additional parameters relevant to this chapter; the Consent Agreement limits and a summary of 2021 effluent results for maximum daily values and maximum monthly averages for the Bucklin Point facility for parameters of interest are also provided for comparison. It should be noted that available cyanide is reported in the table below as this is what the NBC reports on the DMR. The parameters *Americamysis bahia* and *Arbacia punctulata* represent the whole effluent toxicity, or bioassay, testing requirements of the RIPDES permit.

TABLE 36 and TABLE 37 indicate that Bucklin Point was unable to meet the originally issued maximum daily and average monthly permit limits for copper but was able to meet the Consent Agreement limits. The NBC is currently collecting data to evaluate the ability to comply with the final permit limits for copper and nickel. The data collection will be complete by September 1, 2022. A summary report will be submitted to the DEM by December 1, 2022. The remaining parameters including nickel, zinc, available cyanide, CBOD percent removal, TSS percent removal, enterococci, and the bioassay parameters remained in compliance with RIPDES permit limits throughout 2021.

**TABLE 36**  
**Comparison of Bucklin Point RIPDES & Interim Effluent Limits with**  
**2021 Wastewater Treatment Facility Results**

Parameter	RIPDES Permit Limits		Consent Agreement Limits		2021 Results	
	Maximum Daily (ppb)	Average Monthly (ppb)	Maximum Daily (ppb)	Average Monthly (ppb)	Maximum Daily (ppb)	Average Monthly* (ppb)
Copper	6.5	6.5	86.1	29.8	8.03	6.64
Nickel	70.3	14.3	70.3	25.0	13.31	9.20
Zinc	85.6	85.6	-	-	48.62	40.91
Available Cyanide**	0.8	0.8	-	-	4.96	0.55
CBOD Percent Removal***	-	≥85%	-	-	-	98.6
TSS Percent Removal***	-	≥85%	-	-	-	94.8
Enterococci	276 cfu/100 mL	35 cfu/100 mL	-	-	39.1 MPN/100 mL	7.7 MPN/100 mL
<i>Americamysis bahia</i> (LC <sub>50</sub> )***	100% or greater	-	-	-	>100%	-
<i>Arbacia punctulata</i> (C-NOEC)***	50%	-	-	-	50%	-

\*The highest average monthly value reported for the year is listed in this table for comparison against the RIPDES permit.

\*\*The limit for compliance/noncompliance determinations is based on the quantitation limit, which is defined as 10.0 ppb for cyanide.

\*\*\*Permit limits for percent removals and bioassays are set for the minimum, not maximum. The percent removal 2021 results represent the minimum average monthly percent removals. The bioassay 2021 results represent the minimum quarterly results.

**TABLE 37**  
**2021 Compliance Status with**  
**RIPDES & Interim Effluent Limits for Bucklin Point Facility**

Parameter	2021 Compliance with RIPDES Permit Limits?		2021 Compliance with Consent Agreement Limits?	
	Maximum Daily	Average Monthly	Maximum Daily	Average Monthly
Copper	No	No	Yes	Yes
Nickel	Yes	Yes	Yes	Yes
Zinc	Yes	Yes	-	-
Available Cyanide*	Yes	Yes	-	-
CBOD Percent Removal	-	Yes	-	-
TSS Percent Removal	-	Yes	-	-
Enterococci	Yes	Yes	-	-
<i>Americamysis bahia</i> (LC <sub>50</sub> )	Yes	-	-	-
<i>Arbacia punctulata</i> (C-NOEC)	Yes	-	-	-

\*The limit for compliance/noncompliance determinations is based on the quantitation limit which is defined as 10.0 ppb for cyanide.

## **Summary**

In general, the two POTWs continue to show significant improvements in operations and effluent quality since NBC took over operations and with the implementation of the NBC Pretreatment Program and Pollution Prevention initiatives. The Pretreatment and TAC sections have implemented educational programs to assist firms in achieving and maintaining compliance. The NBC has also significantly improved sampling methods over the past several years and improved sampling of septage and sludge have shown clear results. The aim of the EM sampling program is to collect representative samples at every stage, reduce contamination, and provide valuable information to POTW and regulatory staff in order to protect the environment and serve public interest. The Laboratory continues to improve analytical procedures and research new technologies to improve the accuracy of all analytical procedures and sampling. The Field's Point and Bucklin Point treatment plant upgrades have clearly resulted in not only reduced nutrients but improved effluent quality for a multitude of other parameters as well.



While NBC studies show that substantial portions of influent toxic metal pollutants originate from residential sources, the overall toxic pollutant loadings to the two NBC wastewater treatment plants have decreased over time. This is a clear reflection of the fine work done by the NBC toxic reduction and control programs. The influent metals loading from 2020 to 2021 decreased by 0.6% at Field's Point and 0.5% at Bucklin Point. In the effluent, total metals loadings decreased by 4.2%, or 195.5 pounds at Field's Point, and by 6.2%, or 190.9 pounds at Bucklin Point compared to 2020. Overall, 2021 effluent loadings continue to support the 2002 removal of NBC receiving waters from the EPA 303(d) List of Impaired Waters by the DEM. This is a clear testament to the effectiveness of the NBC toxic reduction and control programs.



## ***VI. ENFORCEMENT***

## **NBC Enforcement Actions**

The NBC will initiate some type of enforcement action against 100% of those persons and companies who violate the NBC Rules and Regulations. A wide range of enforcement actions are used to bring industrial and commercial users into compliance with NBC requirements and effluent limitations. The action can be as routine as a telephone call or as serious as an administrative order and assessment of penalty. Hundreds of phone calls were made during 2021 and 1,863 Notices of Violation (NOV) were issued for various violations of NBC Rules and Regulations. The following is a description of the most common types of enforcement actions utilized by the NBC and a brief summary of the number of each type initiated by the NBC over the past year:

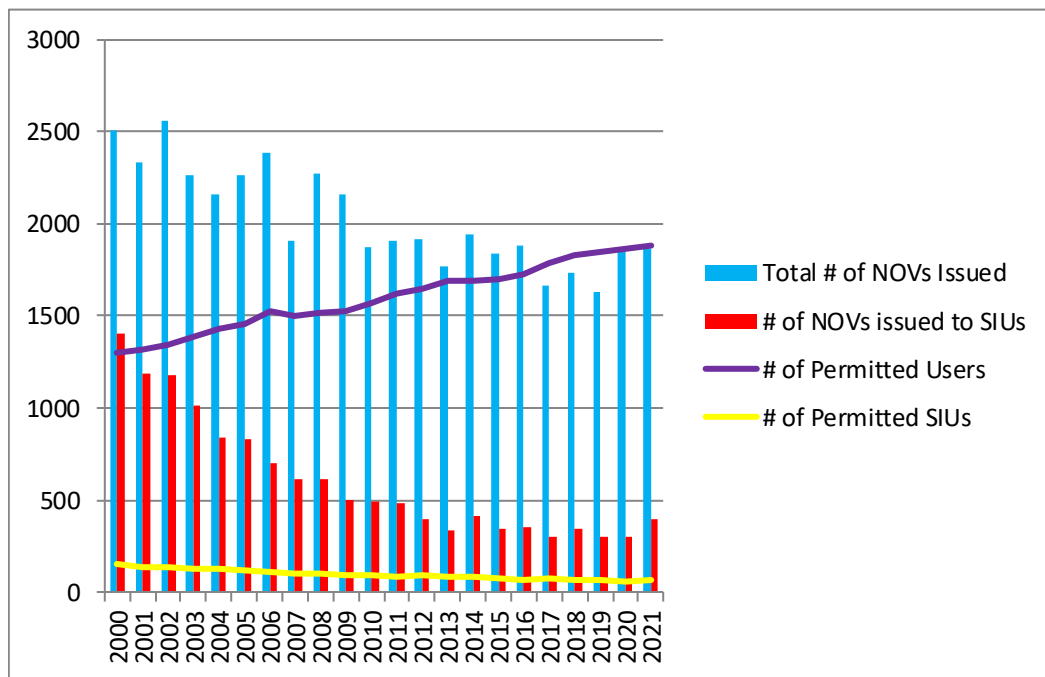
- *Telephone calls* to users are made daily to discuss violations and problems. These calls are often sufficient to bring the user into compliance. A telephone log sheet documenting the conversation is prepared and placed in the user file or in some cases a letter may be sent to the user summarizing the discussion.
- *Notices of Violation* are issued by the NBC to inform a user of its noncompliance with NBC Rules and Regulations and warn the user that escalated enforcement action may result for continued noncompliance. These letters can be computer generated or may be tailored by the Pretreatment staff. An NOV specifically states that its issuance does not prohibit additional enforcement action. It also informs the violator that the non-compliance may result in publication of the firm's name in The Providence Journal and explains that inclusion on that list will subject the violator to liability for payment of the publication. In addition, NOV's refer the user to the Pollution Prevention Program which offers free technical and compliance assistance. The most typical NOV's are described below. TABLE 38 describes each type of NOV that is issued and the number of each issued in 2021. Examples may be viewed in ATTACHMENT VOLUME I, SECTION 4.

**TABLE 38  
2021 Notices of Violation**

<b>NOTICE OF VIOLATION</b>	<b>DESCRIPTION</b>	<b>NUMBER ISSUED IN 2021</b>
Letter of Deficiency	<ul style="list-style-type: none"> <li>• Issued by certified mail</li> <li>• Notifies users of deficiencies identified during inspections</li> <li>• Requires corrective actions with specific due dates</li> </ul>	49
Failure to Meet Standards	<ul style="list-style-type: none"> <li>• Issued when NBC or user self-monitoring results indicate a violation of NBC or EPA discharge limitations including monthly average limits</li> <li>• Requires an increase in sampling frequency</li> </ul>	175
Notice of pH Violations	<ul style="list-style-type: none"> <li>• Issued each time a user violates the high or low pH limit as indicated on the user monthly pH report</li> </ul>	111
Failure to Submit Monitoring Reports	<ul style="list-style-type: none"> <li>• Issued monthly to users that fail to submit a Self-Monitoring Compliance (SMCR), pH Monitoring, Zero Discharge Certification or Best Managing Practices (BMP) reports on time</li> </ul>	875
Failure to Complete or Sign Required Reports	<ul style="list-style-type: none"> <li>• Issued to users that do not complete or sign SMCRs or pH Monitoring Reports</li> </ul>	8
Failure to Sample and/or Analyze for All Parameters	<ul style="list-style-type: none"> <li>• Issued to users that did not sample for and/or analyze all required parameters required by their permits</li> </ul>	26
Failure to Immediately Report Violations	<ul style="list-style-type: none"> <li>• Issued to users that fail to notify the NBC within 24 hours of becoming aware of violations of NBC discharge limits in accordance with 40CFR403.12(g)(2)</li> </ul>	35
Failure to Satisfy NBC Requirements	<ul style="list-style-type: none"> <li>• Issued to users that fail to submit required documents or exceeding required completion dates</li> </ul>	584
<b>Total Notice of Violation Letters Issued</b>		<b>1,863</b>

FIGURE 39 graphically shows the number of NOV's issued to all users, the number of NOV's issued to SIUs and the number of permitted users for the period of 2000 through 2021. As can be seen, the total number of NOV's issued is relatively consistent from year to year. The number of NOV's issued to SIUs in 2021 increased by 30.8% when compared to 2020. The number of NOV's issued to SIUs has steadily declined from 2000 to 2021. In fact the number of SIU NOV's decreased by 71.4% since 2000. The number of permitted users increased steadily since 2000. For the period of 2000 to 2021 there has been an overall increase of 44.7% in the number of permitted users. This drastic decrease in the number of NOV's issued to SIUs and the declining trend observed in NOV's issued to all users since 2000, considering the increase in the number of permitted users, can be attributed to the educational efforts of the Pretreatment and Technical Assistance staff.

**FIGURE 39**  
**NOV's ISSUED TO ALL USERS AND SIUs 2000 – 2021**



- Letters of Wastewater Discharge Permit Suspension* are typically issued to SIUs who have not discharged process wastewater to the NBC sewer system for at least 30 days. These letters are issued by the Executive Director. During 2021, the NBC did not issue any letters of suspension. These letters require the user to permanently disconnect the final process discharge line from the NBC sewer line due to their potential to adversely impact the NBC should illegal or unpermitted discharges occur. The suspension of a user permit relieves the user from having to submit monthly monitoring reports. Inspections of these users by Pretreatment staff are still conducted since they still have the potential to impact the NBC sewer system.

- *Annual publication* of user names in the state's largest daily paper will result if a violator meets the criteria for Significant Non-Compliance as defined in 40CFR 403.8(f)(2)(vii). All NOV letters issued during the preceding year contained language warning the industrial user that the name of their firm would be published if their outstanding violation was not quickly corrected. Despite these warnings, the names of 21 firms found to be in SNC with NBC regulations were listed in an advertisement in the PROVIDENCE JOURNAL on February 28, 2022 for violations occurring between October 1, 2020 and December 31, 2021. A copy of this public notice is provided later in this chapter in FIGURE 40.
- *Letters from the Legal Section* are issued to companies that have not submitted required reports, plans, and permit applications within 120 days of the due date. These letters inform the company that if the required information is not submitted within 30 days escalated enforcement action may be initiated. The issuance of these letters often results in the immediate submission of the outstanding report/plan/application. In 2021 the Legal Section issued 39 of these letters.
- *Meetings with users* are held to discuss problems or violations the firm may be experiencing and often produce good results. Before initiating an administrative action and/or assessing an administrative penalty, the parties may reach a resolution of the issues without further enforcement action. At these meetings, the user is informed of its potential financial liability should its non-compliance status continue, often resulting in compliance.
- *Administrative Orders (AO)* are Orders issued by the NBC to address repeated or serious instances of noncompliance. AOs are classified into one of four general types; Compliance Orders, Cease and Desist Orders, Consent Orders/Settlement Agreements and Termination/Suspension of Permit/Service Orders. The AO may or may not assess an administrative penalty. Depending on the type of AO issued, the user may be required to immediately cease discharging or achieve compliance with NBC Rules and Regulations within a specified time frame. AOs are considered the harshest control vehicle for ensuring compliance with NBC regulations. All AOs entitle the alleged violator the right to request a hearing before an independent hearing officer with regard to both the issue of compliance and penalties. AOs are issued by the NBC Chief Legal Counsel.
- *Civil Suits* are filed against users for nonpayment of pretreatment fees or to enforce the terms of an Administrative Order, Consent Order or Final Decision and Order. Depending on the amount outstanding, the suits are filed either in District or Superior Court. These suits are filed only after all other collection avenues have been attempted and were unsuccessful. Firms may pay in full, establish a payment schedule or negotiate a settlement as a result of these suits. During 2021, no civil suits were filed.

## **2021 Escalated Enforcement Actions**

During 2021 the NBC did not issue any Administrative Orders (AO) for violations of NBC Rules and Regulations and/or permit requirements. A sample AO is provided in ATTACHMENT VOLUME I, SECTION 4. Furthermore, a history of enforcement actions taken by the NBC from January 1, 2009 through December 31, 2021 is found at the end of this chapter in TABLE 40. The table provides a history of the penalties assessed, the penalties paid and the present status of each enforcement action. A brief summary providing an update on the status of pending AOs is provided later in this chapter.

## **Update of Past Enforcement Actions**

### **Field's Point District**

- AO #FP-02-19 was issued against Providence Specialty Products, LLC and Mark Federico, Sr. on December 26, 2019. The AO cited the company and Mr. Federico for failure to comply with NBC effluent pH limitations, failure to comply with NBC discharge limits for total oil & grease (fats, oils & grease), failure to notify the NBC of discharge violations within 24 hours of becoming aware of the violations, failure to submit SMCRs and pH Monitoring reports on time, and failure to comply with various NBC requirements, namely failure to maintain a logbook of pH probe calibrations, failure to accurately record pH values, failure to maintain a logbook of boiler and water softener discharge and maintenance, and failure to remove a discharge hose from the boiler. The AO order Providence Specialty Products, LLC and Mr. Federico to submit all pH Reports and Self-Monitoring Compliance Reports on time, implement steps to ensure that notification of discharge violations is given within 24 hours of becoming aware of the violation, develop and submit a plan to maintain compliance with NBC effluent pH and total oil & grease (fats, oils & grease) limitations and implement said plan after NBC review and approval. The AO also notified Providence Specialty Products, LLC and Mr. Federico that failure to develop and submit the compliance plan, followed by implementation of the plan, would result in the automatic imposition of a \$20,000 Administrative Penalty. Providence Specialty Products, LLC and Mr. Federico preserved their right to an Administrative Hearing and requested a status conference on the matter. The status conference was held on January 29, 2020. A Consent Order (CO) was negotiated and executed on November 23, 2020, wherein it was acknowledged that Providence Specialty Products, LLC had installed an approved pretreatment system to address and correct its pH and total oil & grease violations, agreed to submit all pH Reports and SMCRs on time, notify the NBC of discharge violations within 24 hours of becoming aware violations and conduct monthly staff training for employees involve in the process wastewater and pretreatment operations. Throughout 2021, the company continued to work on optimizing the CWT treatment system. However, Providence Specialty continued to experience total oil & grease violations. An enforcement meeting will be held with the company in early 2022.



## **2021 Civil Suits**

During 2021 the NBC did not issue any civil suits against a permitted company for violations of the Rules and Regulations and/or the terms of a Wastewater Discharge Permit.

## **Permit Suspensions**

As stated in Section 1.8.16 of the NBC Rules and Regulations, the Executive Director may suspend the Wastewater Discharge Permit of any user who ceases operations for any period exceeding one month. The suspension does not act as a revocation of the permit, but rather as a temporary suspension of the users' rights under the permit while operations have ceased. During 2021, no Letters of Wastewater Discharge Permit Suspension were issued.

## **Supplemental Environmental Projects**

Supplemental Environmental Projects (SEP) are additional requirements and/or extra activities that may be undertaken by a violator of environmental laws or regulations against whom enforcement action has been taken. In settlement negotiations, the violator or the regulating authority may propose that an environmental project be undertaken in consideration of a reduced penalty. In no case should the cost of the project to the violator be less than the offset amount of the penalty. A SEP may only be considered for inclusion in a settlement if the total settlement agreement ensures future compliance through corrective measures, a substantial monetary payment is made in addition to the SEP and if an appropriate nexus is demonstrated between the violation and the environmental benefits to be derived from the SEP.

The EPA recognizes seven categories of acceptable supplemental environmental projects and an eighth category for other projects that meet all conditions of the SEP Policy but do not exactly fit into one of the specific categories. The seven specific categories are public health, pollution prevention, pollution reduction, environmental restoration and protection, assessments and audits, environmental compliance promotion, and emergency planning and preparedness. Generally, projects must demonstrate an appropriate nexus between the nature of the violation and the environmental benefits to be derived. For example, if the violator was cited for repeated pH violations, the purchase and installation of digital or computerized pH monitoring and recording would provide sufficient nexus between the violation and the anticipated benefit to be derived from the use of the equipment.

## **Environmental Enforcement Fund**

During the 1989 Legislative Session, 89-S-786 was passed into law which established the Narragansett Bay Commission Environmental Enforcement Fund (EEF). This fund consists of sums recovered by administrative or civil enforcement actions brought under the authority of Rhode Island General Laws, Chapter 46-25 (the NBC enabling legislation) and may be used for the following:

- Emergency response activities such as site inspections, investigatory reports, collection, monitoring, and analysis of samples of wastewater, spill response, etc.
- Enforcement activities such as legal activities, to enforce the provisions of this chapter, etc.
- Additional activities such as professional and emergency response training, environmental research, public information and education, etc.
- Bay bond debt retirement (discretionary in the event that funds have not been committed for projects within a three year period following their deposit into the fund).



*Volunteers participate in a Woonasquatucket River Watershed Council Earth Day clean-up event sponsored by the NBC EEF at Donigian Park in Providence.*

In 2021, two proposals were submitted to the NBC Board of Commissioners for review and were approved, awarding \$14,095 collected from environmental violations to projects that enhance the Rhode Island environment, environmental education and safety.

Since the late 1990s, the NBC has successfully sponsored large Earth Day river cleanup events that focused on beautifying the Woonasquatucket River. In 2013, the NBC initiated a grant program, provided through the EEF, intended to expand the positive impact to multiple rivers throughout the NBC service area rather than focusing solely on the Woonasquatucket River. The NBC continued this grant program in 2021 and was able to assist numerous local organizations, cities and towns by providing 21 small grants that allowed the organizations to purchase the supplies necessary to organize cleanups and perform river restoration activities with the NBC service area. A complete list of the grant award recipients can be found in CHAPTER VII.

A summary of the grants that were awarded Environmental Enforcement Funds in 2021 are listed below in TABLE 39.

**TABLE 39**  
**2021 Approved Environmental Enforcement Fund Proposals**

EEF#	Company	Project	Amount Awarded
21-001	NBC Earth Day Clean-Up Grant Program awards to 17 agencies.	Grant program designed to offer financial assistance in the form of small grants to qualifying organizations conducting Earth Day Clean-Up events within the NBC service district.	\$10,000.00
21-002	Providence Fire Department	Assistance in the purchasing of a new technical rescue air cart necessary for confined space rescues.	\$4,095.00
<b>Total Approved in 2021</b>			<b>\$14,095</b>

**Enforcement Response Plan**

In accordance with 40CFR§403.8(f)(5), the NBC developed and submitted an Enforcement Response Plan (ERP) to the DEM. The plan was officially approved by the DEM in 1995. The ERP was revised and approved by DEM in 2003. During the Pretreatment Compliance Inspection (PCI) conducted in July 2021, it was determined the 2003 ERP contained outdated information. The PCI report required the ERP to be updated. The ERP was revised. The revision did not include any substantive changes. The revised ERP was submitted to DEM for review on December 9, 2021. DEM approved a non-substantial modification to the NBC Industrial Pretreatment Program to adopt the revised ERP on January 11, 2022. The purpose of the plan is to clearly establish anticipated reactions of the agency to specific violations of the relevant environmental laws and regulations. The plan explains the enforcement tools and mechanisms available and employed by the NBC and the Pretreatment Program. The plan suggests timetables for the initiation of enforcement actions that would be followed as soon as practicable after NBC staff becomes aware of any non-complying event. These timetables serve two goals. The timetables avoid continued user non-compliance for extended periods of time by requiring quick enforcement response by the NBC. Secondly, the quick enforcement response guarantees that evidence and memories will not become stale by the time delay that can occur when initiating an enforcement action.

**Publication of Firms in Significant Non-Compliance (SNC)**

Federal regulation 40CFR§403.8(f)(2)(vii) requires the NBC to publish at least annually the names of all industrial users in Significant Non-Compliance (SNC) with pretreatment standards or other pretreatment requirements during the preceding 15 months. A list of industrial users found to be in SNC with pretreatment standards and/or administrative requirements for the period of October 1, 2020 through December 31, 2021 were published in an advertisement in the PROVIDENCE JOURNAL on February 28, 2022. A copy of this advertisement is provided in FIGURE 39, while the Confirmation of Publication is provided in FIGURE 40.

During 2006 the NBC Rules and Regulations were modified to incorporate the revised EPA definition of SNC, detailed in the EPA Pretreatment Streamlining Regulations. The NBC complied with Federal regulations to cite any industrial user as being in SNC for violating any of the following criteria:

- (a) Chronic violations of wastewater discharge limitations, defined here as those in which 66% or more of all measurements taken in a six (6) month period exceed (by any magnitude) a numerical Pretreatment Standard of Requirement for the same pollutant parameter;
- (b) Technical Review Criteria (TRC) violation, defined here as those in which 33% or more of all the measurements for each pollutant parameter taken during a six (6) month period equal or exceed the product of the numerical Pretreatment Standard or Requirement multiplied by the applicable TRC value. (TRC = 1.4 for BOD, TSS, fats, oil, and grease and 1.2 for all other pollutants except pH);
- (c) Any other violation of a pretreatment effluent limit (daily maximum or long-term average) that the NBC determines has caused, either alone or in combination with other discharges, pass through or interference (including endangering the health of NBC personnel or the general public);
- (d) Any discharge of a pollutant that has caused imminent endangerment to human health, welfare, or the environment, or causes the NBC to exercise its emergency authority to halt or prevent such discharge;
- (e) Failure to meet, within 90 days after the scheduled date, a compliance milestone contained in a permit or enforcement order, for starting construction, completing construction, or attaining final compliance;
- (f) Failure to provide within 30 days after the due date, required reports such as Baseline Monitoring Reports, 90-day reports, periodic reports, and compliance schedule milestone reports;
- (g) Failure to accurately report non-compliance;
- (h) Any violation or group of violations that the NBC determines will adversely affect the operation or implementation of the Pretreatment Program.

Based on extensive user file reviews, the names of 21 firms were listed in the February 28, 2022 public notice in the Providence Journal. Of the 21 firms listed in SNC, eight users are located in the Field's Point and 13 are located in Bucklin Point. There was one firm in SNC subject to EPA categorical standards. This significant industrial user is located in Bucklin Point. Five firms are classified as non-categorical significant industrial users. Three are located in Field's Point, one conducts cheese manufacturing operations, one is a brewery and one is a food waste to energy facility. The remaining two non-categorical significant industrial users are located in Bucklin Point, one conducts printing operations and the other one manufactures aerogel insulation. Fifteen of the firms published are classified as

non-significant industrial users. Ten are located in Bucklin Point and five are located in Field's Point. These 15 firms conduct a wide variety of process operations. Two firms conduct printing operations, two conduct mass finishing operations, five conduct food manufacturing operations, one conducts textile operations, one conducts distilling operations, one conducts equipment washing operations two conduct zero discharge stone cutting operations and one conducts zero discharge mass finishing operations.

As noted above, there were 21 firms listing in SNC in 2021, an increase from the 12 firms listed in SNC in 2020. All but five of the 21 users listed in the February 28, 2022 SNC Public Notice, had achieved full compliance with the EPA and NBC Rules and Regulations for which they were published prior to the date of the publication. One firm that had not returned to compliance, a cheese manufacturing facility, was published in SNC for exceeding NBC discharge limitations. An Administrative Order was issued to the facility in late 2019 for similar violations. The user installed additional pretreatment equipment in 2020 to address these violations. The company continued to optimize the system throughout 2021. Progress to fully optimize the system was slowed due to the COVID-19 pandemic. One company that had not returned to compliance, a mass finishing facility, was published for exceeding the new Bucklin Point nickel discharge limitation. The company investigated the source of nickel and continues to research the best method to remove the nickel from its waste stream. The remaining firms that did not return to full compliance were published in SNC for failing to submit reports. Eight firms, five SIUs and three non-significant users were published in SNC solely for exceeding NBC discharge limitations. Twelve of the remaining 13 firms were published in SNC for failure to submit reports on time, which are administrative violations. The remaining firm, a SIU was published in SNC for exceeding NBC discharge limitations and failure to submit reports on time. Additional information regarding the firms listed in SNC is provided in CHAPTERS I and IV. The cost to publish the public notice was billed to the firms listed as being in Significant Non-Compliance.

### **Publication of Firms in Perfect Compliance**

In addition to publishing the annual SNC public notice, the NBC annually publishes the names of firms that achieved perfect compliance during the review period. In 2021, the NBC recognized 12 SIUs for achieving perfect compliance with the terms of their permits and the NBC Rules and Regulations. These 12 SIUs will be recognized in 2022. The 2021 Perfect Compliance advertisement can be seen in FIGURE 42. Additional information regarding the Environmental Merit Awards program can be found in CHAPTER VII.

**FIGURE 40**  
**2021 SIGNIFICANT NON-COMPLIANCE PUBLIC NOTICE**  
**THE PROVIDENCE JOURNAL**  
**FEBRUARY 28, 2022**

*The Narragansett Bay Commission*

# PUBLIC NOTICE

## Firms in Significant Non-Compliance



THE UNITED STATES ENVIRONMENTAL PROTECTION AGENCY REGULATION 40 C.F.R. 403.8(f) (2) (vii) and Article 10 of the Narragansett Bay Commission, Rules and Regulations require the NBC to publish annually the names of all industrial users in Significant Non-Compliance (SNC) with pretreatment standards and other pretreatment requirements during the preceding year. Companies deemed to be in Significant Non-Compliance are those industrial users who have violated any of the Significant Non-Compliance criteria listed, as defined by Article 2 of the NBC Rules and Regulations during the time period from October 1, 2020 through December 31, 2021. The parameter for which a company was not in compliance and/or the specific administrative deficiency are listed after the company name. The number(s) in parentheses correspond to the type of SNC criteria specified below. Some of the firms listed below may have been issued an Administrative Order in which administrative and/or civil penalties may have been assessed. Many of the companies listed have made significant progress toward correcting the violation and may now be in compliance.

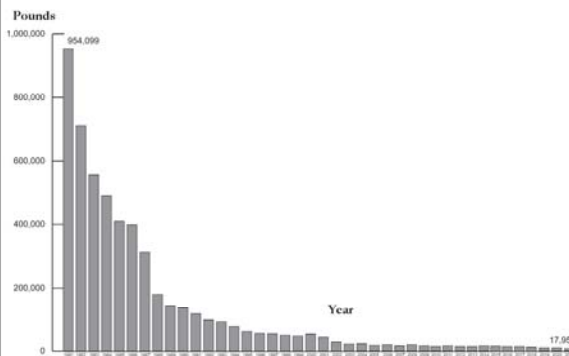
**Significant Non-Compliance Criteria:**

- (1) Chronic violations of wastewater discharge limits, defined here as those in which 66% or more of all of the measurements taken during a six-month period exceed (by any magnitude) a numerical Pretreatment Standard or Requirement for the same pollutant parameter;
- (2) Technical Review Criteria (TRC) violations, defined here as those in which 33% or more of all the measurements for each pollutant parameter taken during a six-month period equal or exceed the product of a numerical Pretreatment Standard or Requirement multiplied by the applicable TRC value (TRC = 1.4 for BOD, TSS, fats, oil, and grease and 1.2 for all other pollutants except pH);
- (3) Any other violation of a pretreatment effluent limit (daily maximum or long-term average) that the Commission determines has caused, alone or in combination with other discharges, interference or pass through (including endangering the health of Commission personnel or the general public);
- (4) Any discharges of a pollutant that has caused imminent endangerment to human health, welfare or the environment or has resulted in the Commission's exercise of its emergency authority to halt or prevent such a discharge;
- (5) Failure to meet, within 90 days after the scheduled date, a compliance milestone contained in a Commission notification, permit or enforcement order, for starting construction, completing construction or attaining final compliance;
- (6) Failure to provide, within 30 days after the due date, required reports such as baseline monitoring reports, 90-day compliance reports, self-monitoring compliance reports and reports on compliance with compliance schedules;
- (7) Failure to accurately report noncompliance;
- (8) Any other violation or group of violations which the Commission determines has adversely effected the operation or implementation of the Industrial Pretreatment Program. •

**T**HE NARRAGANSETT BAY COMMISSION IS COMMITTED TO PROTECTING THE STATE'S TWO LARGEST WASTEWATER TREATMENT FACILITIES AND NARRAGANSETT BAY FROM TOXIC DISCHARGES. This is accomplished by the issuance of discharge permits to commercial and industrial sewer users. These discharge permits specify the level of pollutants that can be discharged in a facility's wastestream and may require a firm to conduct wastewater monitoring to verify compliance with discharge limits, to implement a Spill Control Plan and/or Toxic Organic/Solvent Management Plan, and to install pretreatment equipment. Various reporting and record keeping requirements may also be written into discharge permits. The firms listed in this public notice violated one or more of the significant non-compliance criteria specified above. The Commission is required by the RI DEM and the US EPA to annually publish the names of all firms violating any of these criteria. Therefore, firms must be sure to comply with all the terms specified in their discharge permit to ensure that the name of their firm is not listed in this annual public notice. The NBC offers FREE technical assistance to firms located in the NBC service area through its non-regulatory Pollution Prevention assistance program. For information on how the NBC can help your firm achieve and maintain compliance, contact the NBC Technical Analysis and Compliance Section at 461-8848/TDD 461-6549 to schedule a free Pollution Prevention audit.

Most businesses located in the NBC district are to be commended for the fine job they have done treating their process discharges to remove toxic pollutants. In 1981, local industries discharged 954,099 pounds of heavy metals such as copper, nickel and zinc and 80,440 pounds of cyanide to the Field's Point Wastewater Treatment Facility. Since 1981, the total metals and cyanide loadings to the Field's Point facility have been reduced by 98.1% and 98.9% respectively. Similar toxic loading reductions have been observed at the NBC Bucklin Point facility. **The Narragansett Bay Commission will continue to lead in wastewater treatment, environmental protection, and environmental education to ensure a cleaner Narragansett Bay for all to enjoy.**

**Total Metals Influent to Field's Point WWTF, 1981-2021**



**Bucklin Point Service Area**

**Pawtucket**

Company Name	Violations Cited	Present Status
Bless Manufacturing Company, Inc.	Cu (1, 2)	Firm is now in compliance
Boothblack Brand, LLC	Failure to submit report on time (6)	Report has been received
Ecological Fibers, Inc.	Zn (1, 2)	Firm is now in compliance
Kitchen & Countertop Center of New England	Failure to submit report on time (6)	Report has not been received
North East Knitting, Inc.	Failure to submit report on time (6)	Report has been received

**Lincoln**

Barentz NA LLC	Failure to submit report on time (6)	Report has been received
Finity Extracts & Ingredients USA, Inc.	Failure to submit reports on time (6)	Reports have not been received
JAR Bakers Supply	Failure to submit report on time (6)	Report has been received
Palate Pack	Failure to submit report on time (6)	Report has been received

**Cumberland**

Hindley Manufacturing Company	Ni (1, 2)	Firm is still experiencing compliance issues
-------------------------------	-----------	--

**East Providence**

Aspen Aerogels Rhode Island, LLC	BOD (1, 2)	Firm is now in compliance
Rand Whitney Southeast Container, LLC	Cu (2), Zn (2)	Firm is now in compliance
The Evans Findings Company, Inc.	O&G	Firm is now in compliance

**Field's Point Service Area**

**Providence**

Company Name	Violations Cited	Present Status
271 Tockwotten Partners, LLC	BOD (1, 2)	Firm is in compliance
AS220 (Print Shop)	Failure to submit reports on time (6)	Reports have been received
Fed-Rick Veal Company, Inc.	Failure to submit report on time (6)	Report has been received
Providence Specialty Products, LLC	O&G (1, 2)	Firm is still experiencing compliance issues
The Providence Mint, Inc.	BOD (1, 2)	Firm is still experiencing compliance issues
	Failure to submit report on time (6)	Report has been received

**Johnston**

Granitec	Failure to submit report on time (6)	Report has been received
Orbit Energy Rhode Island, LLC	Total Nitrogen (1, 2)	Firm is out of business
R.I. Beef & Veal, Inc.	Failure to submit reports on time (6)	Reports have been received

Vincent J. Meselella, *Chairman* • Laurie A. Horridge, *Executive Director*  
 Narragansett Bay Commission • One Service Road • Providence, RI 02905 • 401-461-8848 • TDD 401-461-6549 • FAX 401-461-6540 • <http://www.narrabay.com>  
 Twitter: @narrabay • Facebook: [www.facebook.com/narrabay](https://www.facebook.com/narrabay) • Instagram: @narrabay  
*The cost of this public notice will be billed to the firms listed above that were in significant non-compliance.*



**FIGURE 42  
2021 PERFECT COMPLIANCE ADVERTISEMENT  
PROVIDENCE JOURNAL  
FEBRUARY 28, 2022**

**NARRAGANSETT BAY COMMISSION**  
**Perfect Compliance**  
*in recognition of Significant Industrial User Perfect Compliance in 2021*

**The Narragansett Bay Commission  
recognizes these Significant Industrial  
User companies for perfect regulatory  
compliance with Pretreatment Program  
regulations during 2021:**



Godfrey & Wing, Inc. dba Impco, Inc.	Induplicate, LLC Manchester Street, LLC
John H. Collins & Sons Co. Providence Journal Co. - Production Facility	Rhode Island Resource Recovery Corporation Tanury Industries, PVD, Inc.
Stackbin Corporation Tedor Pharma, Inc. Univar Solutions USA, Inc.	Technodic, Inc. Tiffany & Company

**Has your company demonstrated extraordinary  
environmental efforts this year?**  
If so, apply for an NBC Environmental Merit Award! Download an  
application form at [www.narrabay.com](http://www.narrabay.com).

**Vincent J. Mesolella, *Chairman* • Laurie A. Horridge, *Executive Director***  
**One Service Road, Providence, RI 02905**



**TABLE 40  
SUMMARY OF ENFORCEMENT ACTIONS  
2009-2021**

**Field's Point**

ENFORCEMENT ACTION# COMPANY NAME	AO ISSUE DATE	RESOLUTION	ORIGINAL ADMIN. PENALTIES ASSESSED	ADMIN. PENALTIES AWARDED OR AGREED TO	ADMIN. PENALTIES PAID	ADMIN. PENALTIES BALANCE	STIPULATED PENALTIES ASSESSED	STIPULATED PENALTIES PAID	STIPULATED PENALTIES BALANCE
AO #FP-01-09 AO #FP-02-09 Mazey's Restaurants	10/8/2009	Settlement Superior Court Stipulation 10/24/13	\$18,500	\$640.00	\$640.00	\$0.00	\$0.00	\$0.00	\$0.00
AO #FP-01-15 DFI-EP, LLC	1/14/16	Consent Order 11/10/16	\$23,500	\$8,000	\$8,000	\$0.00	\$0.00	\$0.00	\$0.00
AO #FP-01-17 Rain Car Wash	4/27/17	Letter of Agreement 05/03/18	\$4,000	\$4,000	\$4,000	\$0.00	\$0.00	\$0.00	\$0.00
AO #FP-01-18 DE Foods Inc. dba KFC	11/9/18	PAID	\$1,600	\$1,600	\$1,600	\$0.00	\$0.00	\$0.00	\$0.00
AO #FP-02-18 DiFruscia Industries, Inc.	12/27/18	Consent Order 09/03/19	\$18,850	\$13,195	\$18,850	\$0.00	\$0.00	\$0.00	\$0.00
AO #FP-01-19 Extreme Auto Recondition	12/26/19	OUT OF BUSINESS	\$8,500	\$0.00	\$0.00	\$8,500	\$0.00	\$0.00	\$0.00
AO #FP-02-19 Providence Specialty Products	12/26/19	Consent Order 11/23/20	\$0.00	\$0.00	\$0.00	\$0.00	\$0.00	\$0.00	\$0.00
AO #FP-01-20 Cardi Corporation	10/23/20	Consent Order 1/4/21	\$10,000	\$10,000	\$10,000	\$0.00	\$0.00	\$0.00	\$0.00

**Bucklin Point**

ENFORCEMENT ACTION# COMPANY NAME	AO ISSUE DATE	RESOLUTION	ORIGINAL ADMIN. PENALTIES ASSESSED	ADMIN. PENALTIES AWARDED OR AGREED TO	ADMIN. PENALTIES PAID	ADMIN. PENALTIES BALANCE	STIPULATED PENALTIES ASSESSED	STIPULATED PENALTIES PAID	STIPULATED PENALTIES BALANCE
AO #BP-01-09 Coastal Collision & Towing, Inc	07/22/09	Immediate Compliance Order	\$0.00	\$0.00	\$0.00	\$0.00	\$0.00	\$0.00	\$0.00
AO #BV-01-10 Coastal Collision & Towing, Inc.	06/15/10	Consent Order 09/17/11	\$5,000	\$1,000	\$1,000.00	\$0.00	\$0.00	\$0.00	\$0.00
AO #BP-01-15 Ecological Fibers, Inc.	10/06/15	Consent Order 02/08/17	\$22,000	\$10,000	\$10,000	\$0.00	\$0.00	\$0.00	\$0.00
AO #BP-01-16 Memorial Hospital of Rhode Island	09/22/16	PAID	\$2,500	\$2,500	\$2,500	\$0.00	\$0.00	\$0.00	\$0.00

***VII. SPECIAL PROJECTS AND  
PROGRAMS***

## **Introduction**

The NBC implements many projects, programs and studies to reduce and control the discharge of toxic and other non-conventional pollutants from industrial, commercial, and residential sewer users. These projects and programs are a collaboration of staff from many sections of the NBC, including the Pretreatment, TAC, Laboratory and EM sections.

The Pretreatment Section implements many projects and programs and educates users to reduce and control the release of toxics to the sewerage system. The Pretreatment Program controls, reduces and prevents pollutant discharges by issuing discharge permits to industrial and commercial users. These discharge permits may require installation of pretreatment systems and implementation of Spill and Slug Prevention Control Plans.

In addition to the Pretreatment Section reducing toxic discharges through its permitting and educational programs, the TAC Section further reduces toxic loadings by providing free technical assistance and educational programs to local industries. Through this program, the NBC educates firms about pollution prevention techniques, such as product substitutions, so that hazardous materials can be eliminated from process operations and toxic byproducts are not generated or discharged.

The EM Section routinely samples permitted NBC users, providing monitoring data necessary for the Pretreatment Section to evaluate user compliance with discharge limitations. EM and TAC conduct water quality studies in the receiving waters of the NBC treatment facilities, contributing to the statewide effort of many agencies, institutions and organizations to understand water quality issues and determine the solutions needed to restore Narragansett Bay. EM also performs wastewater sampling at the two treatment facilities every day in accordance with RIPDES permit requirements. The Laboratory Section operates daily to analyze and process the thousands of samples delivered annually by EM. This chapter details the projects, studies, and programs that the Pretreatment, TAC, EM and Laboratory Sections have worked on in 2021.

## Status of Projects, Programs and Studies

### Dental Amalgam Program

In 2005 the NBC implemented its Best Management Practices for the Management of Waste Dental Amalgam (BMP) program. The BMP gave dental facilities two options for handling wastewater potentially contaminated with amalgam. The first option required the installation of an amalgam separator that is ISO 11143 certified with a removal efficiency of 99%. The second option did not require the installation of a separator but did require the dental facility to monitor its waste streams potentially contaminated with amalgam and comply with stringent mercury limits. In addition, the BMP outlined additional requirements regarding the storage and disposal of amalgam, use of line cleaners and staff training, that are applicable to all dental facilities. To date all dental facilities in the NBC districts opted to install amalgam separators and have been permitted. Since the implementation of the BMP program, mercury influent loadings have been greatly reduced with Field's Point experiencing a 73.5% reduction and Bucklin Point experiencing a 71.1% reduction.



On July 14, 2017 the EPA Dental Point Source Category, 40CFR441, (Dental Amalgam Rule) became final. This rule applies to all dental facilities that place or remove amalgam on a regular basis and discharge to wastewater treatment facilities. These facilities are required to install amalgam separators that are ISO 11143 (or ANSI/ADA 108-2009) certified with a removal efficiency of 99% or an equivalent device. The NBC BMP is more stringent than the Dental Amalgam Rule since all facilities that place or remove amalgam are required to install these separators regardless of the frequency of placing or removing amalgam. The NBC BMP document was revised to remove the option to sample wastewater potentially contaminated with amalgam and not install the separator.

In addition to the requirement to install an amalgam separator, the Dental Amalgam Rule requires facilities conducting dental operations to complete a One-Time Compliance Report and submit it to the local Pretreatment Program. NBC Pretreatment staff developed a form to comply with this requirement. In 2018 the NBC form was sent to all permitted dental facilities, hospitals, assisted living facilities and universities/colleges. To date 100% of the facilities completed and submitted the form. In 2019 a survey of all unpermitted dental facilities was conducted. These facilities are not permitted because they do not place or remove amalgam and/or use wet chemistry to develop x-rays.

Although, these facilities may not place or remove amalgam, the Dental Amalgam Rule requires that they complete and submit a One-Time Compliance Report. The NBC One-Time Compliance Report was sent to 49 previously unpermitted facilities and to date 100% of them completed and submitted the form that they can comply with the federal rule. Pretreatment staff also revised the Wastewater Discharge Permit Application for this classification of user to incorporate information from the One-Time Compliance Report. A copy of the NBC One-Time Compliance Report Form for Dental Facilities can be found in ATTACHMENT VOLUME I, SECTION 3. During 2021, new dental facilities were required to apply for and obtain Wastewater Discharge Permits as well as submit the One-Time Compliance Report.


Throughout 2021 permitted dental facilities continued to comply with the terms of their permits and follow the BMP. Annual certification of compliance with the BMP program continue to be submitted in compliance with permit requirements.

### **Grease Control Program**

The NBC Grease Control Program is a permitting program which requires users with the potential to discharge grease laden wastewater from food preparation operations to install one of two acceptable types of grease removal equipment, the automatic electrical mechanical grease removal unit or the in-ground passive grease interceptor. The permit requires the user to implement a series of BMPs which are incorporated into the permit to ensure the proper operation of the grease removal unit. Over the years, the NBC has held many workshops regarding grease removal technologies and is presently conducting studies regarding the effectiveness of the various types of grease removal units.

The NBC Grease Control Program is a well established, successful program. Pretreatment Programs from other municipalities often request assistance from the NBC in establishing their programs and resolving grease related issues.

Pretreatment and Public Affairs staff have been working to develop a Residential Grease Control Program to educate the public on the impacts of fats, oils and grease on the sewer system and proper ways to handle and dispose of grease. In 2017 a mascot, Mr. Can, was created. Mr. Can is a super hero who guards the sewer system from the grease beasts. A story entitled “Mr. Can vs. The Grease Beasts” was created. In the story the grease beasts are wreaking havoc on pipes. Mr. Can freezes them and tells the viewer to “Cool It and Can It”, his slogan. A short video can be seen on YouTube. In 2018 the NBC continued to expand this campaign by incorporating Mr. Can vs. The Grease Beasts into the NBC Watershed Explorers Program. In additional, promotional materials, such as pins, posters and coloring books were printed. All of these materials are available in both English



and Spanish. This program won Public Information & Education Award from the National Association of Clean Water Agencies.

### **NBC Environmental Merit Awards Program**

In 1995, the NBC developed the Environmental Merit Awards Program to recognize companies that have demonstrated environmental efforts and commitments that go beyond mandated compliance requirements. As part of this awards program, the NBC also recognizes all SIUs that have achieved full compliance with all NBC requirements during the previous calendar year.

In 2021, the NBC recognized numerous firms for their exemplary environmental activities performed in 2020. NBC recognized twenty-two companies with Perfect Compliance Awards for achieving 100% compliance with all NBC regulatory requirements. The 2020 award recipients are as follows:

- ★ A. Harrison & Company, Inc.
- ★ Eagle Laundry, Inc.
- ★ Electrolizing, Inc.
- ★ Godfrey & Wing, Inc. d/b/a Impco, Inc.
- ★ HP Services, Inc.
- ★ Induplate, LLC
- ★ International Chromium Plating Company, Inc.
- ★ Interplex Engineered Products, Inc.
- ★ John H. Collins & Sons Company
- ★ Mahr Inc.
- ★ Manchester Street, LLC
- ★ Materion Technical Materials, Inc.
- ★ Metallurgical Solutions, Inc.
- ★ Pawtucket Power Associates
- ★ Providence Metallizing Company, Inc.
- ★ Stackbin Corporation
- ★ Tanury Industries PVD, Inc.
- ★ Technodic, Inc.
- ★ Teknor Apex Company
- ★ Tiffany and Company
- ★ Truex, Inc.
- ★ Univar USA, Inc.



Each award recipient had their company name and environmental accomplishments published in the Providence Journal. Applications for the 2021 NBC Environmental Merit Awards will be available on-line in February 2022.

### **Pollution Prevention Activities**

Throughout 2021 Pollution Prevention staff from the TAC Section continued to assist the industrial community with implementing pollution prevention techniques and technologies that result in less waste generation, smoother running and less costly operations, and improved environmental regulatory compliance. Pollution prevention services are free of charge, non-regulatory and confidential. The goals and objectives of the TAC Section pollution prevention efforts are to:

- Promote pollution prevention philosophies and methodologies among the industrial users of the NBC system;
- Identify and address regulatory and non-regulatory barriers and incentives to implementing source reduction and pollution prevention activities;
- Develop a readily available, easily accessible and efficient source of pollution prevention information for use by the industrial community.

TAC staff performs technical assistance site visits of NBC industrial users, organizes and conducts workshops and seminars, and produces educational fact-sheets. Technical Assistance staff conducted two individual site visits during 2021 on a variety of pollution prevention, and environmental regulatory compliance improvement projects including:

- Metal Finishing Facilities
- Coated Paper Manufacturing Facilities

### **Technical Analysis & Compliance Grant Funds**

Since the creation of the Pollution Prevention Program in 1991, NBC has been awarded many PPIS grants and several grants from other sources to initiate a variety of industrial user environmental educational and technical assistance programs. To date, the NBC has secured grant funding totaling \$3,326,453 for pollution prevention and technical assistance activities. TABLE 41 summarizes the funding for projects awarded in 2021.

**TABLE 41**  
**Summary of 2021 Grant Awards**

<b>Program</b>	<b>Grant ID #</b>	<b>Project</b>	<b>Grant Award</b>
National Grid	#8078922	LPHO UV Disinfection System Upgrade (2020 addition to grant award)	\$129,786
National Grid	11828398	Air Compressor	\$10,286
National Grid	12590122	Boilers	\$6,000
<b>Total</b>			<b>\$146,072</b>

In addition to grant funded projects, TAC is involved with many environmental programs and projects that promote the use of pollution prevention and sound environmental management practices among NBC users and the industrial community throughout the State of Rhode Island.

## **Renewable Energy and Energy Conservation Program**

The NBC has been awarded numerous grants over the years to help develop and implement energy efficiency and management programs at NBC facilities.

Municipal wastewater treatment operations utilize tremendous amounts of energy. With current rising energy costs, safety and environmental impact concerns over the storage and use of conventional fuels such as liquefied natural gas and petroleum derived fuels, it is imperative that wastewater treatment facilities have an in-depth understanding of available energy conservation techniques and alternative energy sources.



As part of the efforts the NBC conducts detailed energy audits of its various facilities and operations in order to identify energy conservation opportunities and continues to research feasibility of utilizing renewable energy on a large scale to reduce its dependency on more conventional non-renewable energy sources. TAC staff continued to track NBC energy usage, energy efficiency as well as sustainable energy production and costs. This information was reported on a monthly basis.

Renewable energy sources being used or developed include:

- Field's Point Wind Turbines
- Coventry Wind Turbines
- Kingston Solar 1 & 2
- Johnston Wind Turbine
- Bucklin Point Biogas Combined Heat and Power
- Solar Carport

The Bucklin Point biogas project has yet to be put online. Throughout 2021 TAC staff worked with Engineering and Bucklin Point Operations staff on starting, testing, and inspecting this system. It is expected to be put in service in 2022.

The NBC is in the process of converting its fleet of vehicles from fossil fuel based, to electric powered. In 2021, two vehicles were purchased. One is an all electric Nissan Leaf. This vehicle is used for traveling between the two treatment plants and travel to workshops and seminars. The other vehicle is a Toyota RAV4 Prime, a plug-in hybrid. This vehicle is used for industrial inspection activities. The vehicles can be charged using the two electric vehicle charging stations. One is located at the Fields Point plant and the other is located at the Bucklin Point plant. The NBC is looking to expand its electric vehicle charging capabilities by installing solar car ports. In 2021, TAC staff drafted a fact sheet and a request for proposal and qualifications.

In order to ensure the NBC is current with all regulations and innovations regarding energy management, TAC staff participates in many programs including the US Department of Energy Improvements Program and served on the NEWEA Energy Committee.



TAC staff applied for a \$200,000 grant from US EPA to fund a feasibility study that would determine if it was beneficial to add food waste to the anaerobic digester at Bucklin Point.

### **Osprey Camera**

The Bucklin Point plant includes two closed landfills that run parallel to the Seekonk River. These closed landfills have been repurposed as wildlife refuges. Following guidelines established in the DEM Facilities Stewardship Plan for Wildlife, the land was revegetated and a large portion was allowed to grow wild. Three osprey platforms were installed, two on the north landfill and one on the south landfill to encourage the annual return of these birds.



Over the years, staff observed two birds returning to the platforms in the spring and typically four to five birds depart the nest at the end of each summer. In 2015 TAC staff began to research ways to monitor and record the nesting activities of the birds. In 2017, a 100W photovoltaic (PV) was installed to power a Pan, Tilt, Zoom camera. This camera allowed the observer to maneuver the camera and remotely view the birds in their nest. The mating season, incubation, hatching and development of three offspring were documented. The feed could be accessed through [www.narrabay.com](http://www.narrabay.com).

### **Sewer Connection Permit Program**

The NBC reviews all requests to connect to its sewer system either directly to NBC owned and maintained sewers, or indirectly to City/Town maintained sewer lines. The sewer connection permit process is necessary to ensure that the structural integrity of the sewer line is preserved, to control and monitor wastewater flow capacity, to minimize storm water discharges, to control toxic pollutant discharges, to maintain quality customer service and to ensure accurate billing of new users.

As the Permit Section receives comments from the various sections, they are compiled and addressed. After all comments have been satisfactorily addressed, a permit is prepared and issued. The Permit Section utilizes software that allows information to be entered and tracked and automatically process permits. In addition applications can be completed and submitted online and fees can be paid electronically.

Throughout 2021 each sewer connection was plotted on the maps in the GIS system. By clicking on the project the viewer will be able to access relevant information such as the location, and type of connection.



In 2021, 294 Sewer Connection Permit applications were processed, the majority of which were for residential connections. Pretreatment reviewed 31 of these permit applications to determine if a Wastewater Discharge Permit would be necessary. All of the applications reviewed by Pretreatment were responded to accordingly.

### **Spill Prevention Control and Countermeasures and Storm Water Pollution Prevention Plans**

During 2010, the Field's Point facility was required by the EPA to develop a Spill Prevention Control and Countermeasures Plan (SPCC) in accordance with 40CFR112. The task to develop the SPCC was assigned to the Pretreatment Section. Staff reviewed the regulations to determine the best approach. This review revealed that many of the requirements for the SPCC were also the same as the requirements for the Storm Water Management Plan (SWMP) required by the NBC Multi Sector General Permit (MSGP) for Storm Water issued by the DEM. These overlapping requirements include facility site plans, topographical maps, spill control measures, secondary containment, emergency response procedures, a list of emergency response team members and inspection protocols. Based upon the commonality of the plans it was decided to create an operations manual for Field's Point which incorporate both the SPCC and SWMP. The manual also includes standard operating procedures for deliveries of chemicals, waste handling, spill response for oil products and other materials, a list of emergency response contractors, spill/release response forms and checklists to aid in performing required inspections. The SPCC/SWMP Operations Manual for the Field's Point facility was submitted to the EPA on October 26, 2010. ES&C staff evaluated the other NBC properties to determine where SPCCs and SWMPs were required. It was determined that these plans needed to be developed for the Bucklin Point facility and the Ernest Street/CSO Tunnel Pump Station site due to the volume of oil stored at these locations. The operations manuals for the locations were developed during the latter part of 2010 and early 2011. The manual for the Ernest Street/Tunnel Pump Station site was submitted to EPA on January 7, 2011 and the Bucklin Point manual was submitted on January 31, 2011. In 2013 the upgrades to the Field's Point plant were completed. The MSGP issued in 2013 expired in August 2018. DEM revised the permit and put it out for public comments in January 2019. The new MSGP became effective on May 3, 2019.

The SWMP for each facility was revised to comply with the 2019 MSGP. A Notice of Intent (NOI) and revised SWMP were filed electronically for each facility with DEM on July 29, 2019. The SPCC/SWMP Operations Manual were revised to incorporate the 2019 MSGP and SWMP. The Field's Point manual now incorporates the entire Field's Point campus including the Ernest Street/CSO Tunnel Pump Station site.

Both the SPCC and SWMP require annual inspections of the facilities and training on the plans. Pretreatment staff conducted the inspections of the Field's Point campus, and Bucklin Point in October 2021 and September 2021 respectively. The inspections of the storm water structures at Fields Point was conducted in June 2021 and May 2021 at Bucklin Point. The annual training at both facilities was conducted in November and December of 2021. The Bucklin Point 2021 Storm Water Annual Report was submitted on January 13, 2021 and the Field's Point 2021 Storm Water Annual Report was submitted on January 24, 2021.

### **Nine Minimum Controls Compliance Program for CSOs**

The RIPDES permits that became effective on December 1, 2017 required the NBC to update the Nine Minimum CSO Controls (NMC) Plan. The plan was submitted and approved by DEM in early 2018. The comprehensive NMC plan details the maintenance and monitoring programs that are in place to ensure the sewer and CSO systems are functioning properly. The standard operating procedures that are outlined in the plan help to maximize the collection system for storage and flow to the treatment plants. The plan also identifies structures that are in place to control solid and floatable materials in CSOs. The NMC Plan was submitted to DEM and approved in early 2018.



Throughout 2021 the Pretreatment, TAC, EM and Laboratory sections continued to ensure compliance with the pretreatment, pollution prevention and monitoring elements of the Nine Minimum Controls Program for CSOs detailed in the NBC RIPDES permits. The Pretreatment and Technical Assistance staff continued to work with industry to ensure compliance with these requirements. Companies are required to install and implement adequate spill control measures to ensure prohibited materials are not incidentally or accidentally discharged to the sewer system or storm drains. Firms are also required to conduct routine self-monitoring to demonstrate compliance with NBC discharge limitations. Firms experiencing compliance problems are encouraged to contact Technical Assistance staff for help to come back into compliance. These programs ensure that industrial wastewater is properly treated to levels acceptable for discharge and ensure that materials cannot be spilled into the sewer system or through a CSO.

The effectiveness of the NBC Nine Minimum CSO Controls Program is routinely evaluated by sampling conducted by EM. EM staff collect numerous samples to ensure compliance with the NMC Program. In addition to the industrial and manhole sampling discussed in CHAPTER IV, EM collects samples twice per week for fecal coliform from the Woonasquatucket, Providence, West, Blackstone, Seekonk, and Moshassuck rivers. Sampling for Enterococcus bacteria is routinely conducted at some of the monitoring stations to evaluate primary contact uses. These bacteria samples are analyzed by the NBC Laboratory. The bacteria data is evaluated by regulators and provides a more direct

correlation of the impact on the receiving waters by NBC. Sampling of these rivers is conducted during both wet and dry weather events. The results from these sampling events for fecal coliform are promptly reviewed to identify dry weather discharges and CSOs are immediately inspected by Interceptor Maintenance (IM) staff to ensure they are properly functioning. EM also resamples sites that show high fecal coliform bacteria concentrations during dry weather periods. Samples greater than 1000 MPN/100 ml are resampled under dry weather conditions. EM works with the IM Section to analyze the data in order to identify dry weather overflows or other sources of bacteria to the rivers where combined sewer overflows are located. Other extensive monitoring of the Providence and Seekonk Rivers has indicated the rivers are meeting the EPA aquatic life criteria standards for toxics, including dissolved metals and ammonia. This demonstrates the effectiveness of the Pretreatment and Technical Assistance Programs and the effectiveness of the NBC Nine Minimum Controls Program. The monitoring also provides data to gauge the success of the CSO Program. In addition, this data also has been used to remove the Providence and Seekonk Rivers from the EPA 303(d) list of impaired water bodies for dissolved metals impairment.

In 2021, despite numerous attempts, EM staff was unable to collect samples at CSOs located in both the Field's Point and Bucklin Point districts to measure contaminant levels discharged during wet weather overflow events. Storm water events that occurred during 2021 either did not occur when predicted or were of short duration which did not result in discharge. Typically, samples are collected at various times throughout the storm event, at the first flush, the height of the storm and near the termination of the event.



CSO sites located downstream of industrial areas were selected for this sampling. Grab samples were collected for toxics, including total metals, TSS, BOD, VOC, Oil & Grease, TPH and cyanide. All analytical results from samples collected during 2021 were compared to the NBC local discharge limitations for the district. All samples, with the exception of one TSS sample, met local limits, indicating the NBC Pretreatment and pollution prevention elements of the NBC Nine Minimum Controls Program are effective.

The RIPDES permits that became effective on December 1, 2017 required the Pretreatment Program to establish BMPs for permitted facilities to control the discharge of litter from their property. In addition, Pretreatment staff was required to verify compliance with the BMP. The NBC contested these requirements as litter is defined as trash that is left lying in open or public spaces not a process wastewater. Therefore, litter does not fall under the purview of the Pretreatment Program as outlined in 40CFR403. Throughout 2018 the NBC and DEM negotiated various requirements outlined in the RIPDES permits including the litter requirement. It was agreed the Pretreatment

Program would educate Significant Industrial Users (SIU) on the impacts of litter on the combined sewer system during annual inspections. Revised language for the RIPDES permits is outlined in Attachment A of Consent Agreement RIA-424 signed on September 5, 2018. To comply with the revised requirement, the SIU Annual Report Checklist has been revised to prompt the inspector to educate the user during the inspection.

### **River Restoration Grants Program**

In response to the chronic pollution visible on the Woonasquatucket River in downtown Providence, Narragansett Bay Commission Chairman, Vincent Mesoella established the Woonasquatucket River Restoration Initiative in 2002. With an aggressive goal to involve NBC employees, local business owners and members of the community in reclaiming the Woonasquatucket River as a valuable community resource and guided by the expertise of the Woonasquatucket River Greenway Association, much progress has been made to clean this river. In 2012 the NBC implemented an Earth Day Grant program. This program awards grants to local organizations, cities and towns to impact more green spaces and multiple water ways throughout the NBC districts.

In 2021 the NBC continued the grant program intended to diversify the positive impact on multiple rivers in the NBC service area rather than focus solely on the Woonasquatucket River. The grant program assisted numerous local organizations, cities and towns by providing 21 small grants to 17 organizations totaling \$10,000 that allowed the organizations to purchase supplies to organize clean up events and river restorations activities in the NBC service district. The 2021 grant recipients are listed below:

- Blackstone Heritage Corridor
- Blackstone River Watershed Council/Friends of the Blackstone
- BVTC/ Keep Blackstone Valley Beautiful
- City of Central Falls
- City of East Providence
- City of East Providence, Department of Public Works
- Edgewood Waterfront Preservation Association
- Friends of the Moshassuck
- Lincoln Conservation Commission
- Neutaconkanut Hill Conservancy, Inc.
- Partnership for Providence Parks
- Save the Bay
- Ten Mile River Watershed Association
- The Empowerment Factory
- Town of Smithfield
- Waterman Street Dog Park Association
- Woonasquatucket River Watershed Council

### **Emergency Situation/Extreme Conditions Sampling**

The NBC has established a program to immediately provide monitoring in the event of an extreme weather condition or an emergency that may adversely affect water quality in the receiving waters. The NBC is prepared to immediately undertake any monitoring necessary to evaluate the impacts from this type of event.

Special sampling performed in response to emergency situations or extreme weather conditions is important to evaluate the effect of these events on water quality and provides data that is critical to water quality management decisions. In 2021, there was one extreme weather/emergency condition warranting additional sampling. A fish kill was reported in the Pawtuxet Cove area on October 4, 2021. Bay sampling was conducted in the area for bacteria, nutrients and vertical profiles. The NBC remains prepared and committed to conduct future extreme weather or emergency sampling as necessary.

### **Regional Ocean Modeling System – ROMS**

Since 2004, NBC has funded joint work with the physical oceanography lab led by Dr. Chris Kincaid of the University of Rhode Island Graduate School of Oceanography on circulation and hydrodynamic modeling for Narragansett Bay. The goal of this work is to develop a highly accurate model of circulation and transport within the Providence and Seekonk Rivers and Narragansett Bay to support sound science-based management decisions. This model provides an important tool to evaluate and predict water quality in Narragansett Bay as nutrient loadings are dramatically reduced and may ultimately help with the development of a nutrient Total Maximum Daily Load (TMDL) for Narragansett Bay.

Previous work on this project resulted in a high resolution ROMS model of Narragansett Bay (NB-ROMS), from an open ocean boundary at the mouth of Narragansett Bay through the Seekonk River. The NB-ROMS model accurately reproduced several features that characterize flow in Narragansett Bay, including the tidally averaged flows that typically circulate in a counterclockwise fashion, up the East Passage and down the West Passage, and the gyre that occurs on Edgewood Shoals. NB-ROMS was used to test dispersion from major riverine and wastewater treatment facility inputs into the Bay through a modelled dye study. These results demonstrated unanticipated flows, such as a northward transport of Taunton River water to the Providence River, and a Pawtuxet River flow that separates into a southerly surface flow, a northerly intermediate depth flow, and a northerly deep flow.

An updated model, Seekonk River-Narragansett Bay (SNB)-ROMS was completed to enhance grid resolution, incorporate an accurate representation of the Seekonk River coastline and bathymetry, and to support an NPZD (nutrient, phytoplankton, zooplankton, detritus) model, which allows for physical and ecosystem modeling. Modeled circulation results from SNB-ROMS closely approximate field data from current meters deployed in Narragansett Bay.

In 2020, the “NBC ROMS Hydrodynamic Water Quality Model of Narragansett Bay” agreement was further amended. The amendment expanded the scope of work to increase Upper Narragansett Bay grid resolution to better simulate nutrient movement and algal bloom dynamics under different wastewater treatment plant nutrient removal scenarios and authorized the purchase of a supercomputer with adequate computational power to support these grid improvements. The supercomputer was installed at the Kincaid Hydrodynamics Laboratory at URI in late 2020. In early 2021, Dr. Kincaid completed construction of a high-resolution Bay grid and conducted model runs to simulate movement of water, nutrients, and algae for 2010, 2016, and 2018 using this improved model. Dr. Kincaid is currently working on running a series of simulations for eight different locations/diffuser options for a Bucklin Point effluent diffuser pipe using the new grid. Finally, Dr. Kincaid will create statistical models describing algal bloom formation and persistence of hypoxic conditions in Narragansett Bay. The NBC will continue to support data collection efforts for this model, which include the deployment of water quality monitoring sondes and tilt current meters.

In 2021, a temporary buoy was deployed east of the Bullock Reach Buoy from May 2021 through July 2021 and then north of Pawtuxet Cove from August 2021 through October 2021. The sites were selected by Dr. Kincaid. The site located east of the Bullock Reach buoy was selected to look at lateral shifting between channel and shoal water. The site located north of Pawtuxet Cove was selected to examine how the Pawtuxet River plume travels into the Edgewood Shoal gyre.

### **Laboratory Information Management System (LIMS)**

A LIMS system is a repository of laboratory data in which many types of functionality can be programmed in. Functionality such as automatic report generation and email notifications helps the treatment facilities make operational decisions rapidly. All laboratory instruments are interfaced with the LIMS, which allows for a faster way of entering lab results into the software.

In 2021, several outstanding LIMS tasks were addressed. Work was completed on a data driver that will allow contract laboratory results to electronically upload into the NBC LIMS. Email alerts for non-compliance were set up in LIMS. A sample count report that distinguishes samples by location and parameter analysis (Field’s Point, Bucklin Point, Bay, industry, etc.) was programmed in LIMS. Corrections were made to accurately calculate and adjust parameter analysis detection limits as dilution factors are applied to sample batches for testing. Periodically, new updates and versions of LIMS software are developed. NBC ensures LIMS is updated with the most current version of the software.

## **Monitoring Data Management**

The NBC continued the process of developing a centralized database for all analytical data generated by the NBC including from industrial, manhole, plant, river and bay sampling events in a electronic format. Staff have been locating historical monitoring data in paper format and is working to transfer this data into electronic format.

In 2013 progress was made with the development of this electronic database. As a part of the upgrades to the LIMS a software package, Hachwims, was put online. All data generated by the Perkin Elmer LIMS was electronically transferred to Hachwims. In addition, data generated by the plant information system (PI) is electronically transferred to Hachwims. During 2016 the database was made more robust by adding additional data codes and inputting historical data. In mid-2018 the LIMS was migrated from Perkin Elmer LabWorks to Thermo Fisher SampleManager. During 2019 staff continued to upload data to the system for its internal users. In 2020 and 2021, money was budgeted for enhancements to SampleManager. These enhancements include improving the functionality of collection forms and generating automatic email notifications for out-of-specification results. EM staff run reports each month to complete the Discharge Monitoring Report (DMR) from this system.



In 2011, ES&C and IT staff developed and launched a website, “Snapshot of Upper Narragansett Bay” which can be accessed through [www.narrabay.com](http://www.narrabay.com). The website is maintained on a regular basis with information regarding water quality and analytical data from plant effluent samples. Real time data from NBC fixed monitoring sites located Bullocks Reach and Philipsdale Landing is displayed on the site. All of this information is readily available to the public. During 2021, staff continued to upload monitoring data to the webpage for public access and use.

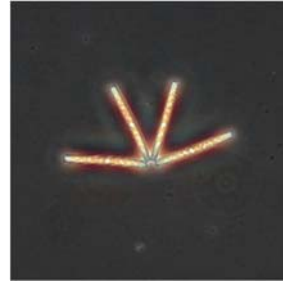
## **Phytoplankton Monitoring**

During 2021, the NBC continued to collect Bay samples for phytoplankton analysis once to twice each month, to better understand the complex dynamics of the Bay ecosystem and how it is impacted by nitrogen reductions by the NBC and other inputs. Phytoplankton samples are normally collected from the surface at the Bullock Reach water quality station. The Bullock Reach station was selected as the plankton monitoring location because it is the site of one of the NBC fixed-site water quality monitoring stations. In 2021 samples were not collected from September through November as a results of the R/V Monitor being out of service. With chlorophyll concentrations constantly monitored at the site during the spring, summer, and fall seasons, the NBC can collect routine planned samples, and also collect additional samples when fixed-site chlorophyll data indicate a phytoplankton bloom is present. Results are posted in a blog format on the NBC website [www.snapshot.narrabay.com](http://www.snapshot.narrabay.com).





Two phytoplankton samples are collected on each sample day. One of the samples is collected using a phytoplankton net, which is deployed at the surface for 30 minutes. The plankton net captures the plankton floating near the surface and concentrates them in a sample bottle. The second sample is a whole water sample, also collected from the surface. Laboratory staff examines a sub-sample of the plankton net sample under the microscope to identify all of the types of phytoplankton present. From the whole water sample, a specific volume of water (1 mL) is examined under the microscope to determine the abundance of each phytoplankton taxon present in the sample. Through this complete analysis, the NBC will be able to track changes in the phytoplankton population and community structure as nutrient reductions occur in the upper Bay. Also, the NBC has aligned methods with the University of Rhode Island – Graduate School of Oceanography (URI-GSO), which collects similar phytoplankton data in the lower Bay. Through this collaboration, comparisons can be made between the phytoplankton in these two Bay regions.



### **Benthos Monitoring**

During 2021, EM continued benthic video monitoring, utilizing an underwater video camera to observe the state of the benthos in the NBC receiving waters. While this monitoring initiative has only been in place since 2014, long-term monitoring of the benthos in this way will allow the NBC to track changes in local benthic conditions as nutrient reductions and other infrastructure improvements occur in the upper Bay. Transects were conducted along three permanent transect paths in the Providence River; surveys were attempted monthly, though unsuccessful due to unsuitable weather conditions on several occasions. Discussions of results and observations made during these video surveys are currently being posted to the [www.snapshot.narrabay.com](http://www.snapshot.narrabay.com) in an effort to share these findings with the public. In addition, the NBC has spearheaded a collaboration among members of the Nature Conservancy, the RIDEM, EPA, and other researchers to align benthic research methods for active projects in the Bay. These efforts will maximize the utility of the data collected by each group to complement the other projects, promoting a broad understanding of the benthic conditions.



### **COVID Monitoring**

In 2021, NBC participated in various studies that analyzed for COVID-19 in wastewater. The first study was a two-phase federal program sponsored by the U.S. Department of Health and Human Services (HHS) and the Centers for Disease Control & Prevention (CDC). The study goal was to rapidly monitor 100 million people across the U.S. through wastewater surveillance, 10% to be assessed during Phase I and ramping up to 30% for Phase II. Bucklin Point took part in Phase I, which lasted six-weeks in early January 2021 to early February 2021. The data was available late May 2021. Both Field's Point and Bucklin Point facilities participated in Phase II which ran from early June 2021 through mid-August 2021. Data from this phase was available the week after sampling and reports were routinely sent out by Biobot, the company contracted to run this phase. Both phases required shipping out influent samples twice a week. In May 2021, the RI Department of Health (DOH) contacted the NBC about obtaining split samples of the plant influent composite samples from both facilities to analyze for the presence of COVID-19. Sampling was done on an as-needed basis from both plants with routine sampling starting in August 2021. Samples were collected twice a week from both facilities. In September 2021, the DOH sampling was reduced to Field's Point samples only and sampling was conducted through 2021. Also in September 2021, the NBC loaned DOH a portable sampler for their use to collect wastewater samples for COVID-19 analyses from discrete locations. The sampler was returned in December 2021 with DOH sampling to continue through a contractor.

### **On Going Projects**

Over the years the ES&C Sections initiate many projects that have become integral parts of the routine activities of each department. Work continues to be performed on these long-established NBC projects. The following is a listing of some of these projects:

- Fuel Oil Discharge Control Program
- Medical Waste Control Program
- Septage Permitting Program
- Floatables Control Program
- Emerging Pollutants Study
- Woonasquatucket River Education Project
- Water Audit and Technical Assistance Program
- Storm Water Pollution Prevention Program
- Fixed-Site On-Line Water Quality Monitoring
- Storm Water Mitigation Program

The NBC will continue to be a leader, locally and nationally, developing programs, projects and initiatives that will control and reduce the discharge of pollutants to our treatment facilities, and ultimately Narragansett Bay. This work will continue in 2022.

***VIII. NBC PRETREATMENT PROGRAM  
GOALS***

## **Status of 2021 Goals**

This chapter outlines the progress made during 2021 toward meeting the goals established in the 2020 Pretreatment Annual Report and defines goals for 2022.

- **2021 Goal:** Publish Pretreatment Program Annual Report

*Accomplishment:* The 2020 Pretreatment Program Annual Report was completed and submitted to the DEM on March 11, 2021 in compliance with the NBC RIPDES permits. In order to make the report accessible to the public, it is uploaded to the NBC website, [www.narrabay.com](http://www.narrabay.com) annually. The 2020 Pretreatment Annual Report was uploaded to the internet on March 11, 2021.

- **2021 Goal:** Satisfy all EPA and DEM Pretreatment Program mandates such as sampling and inspecting each Significant Industrial User (SIU) at least once every twelve (12) months. As an additional goal, the Pretreatment and Environmental Monitoring personnel will attempt to inspect and sample all SIUs at least twice each twelve month period.

*Accomplishment:* The NBC satisfied the EPA and DEM mandates for conducting non-sampling inspections of each SIU at least once every twelve (12) month period. Each SIU was inspected at least once during this report period, and within twelve months of their previous inspection date. The Pretreatment Section performed well toward satisfying its goal to inspect each SIU twice, as all were inspected two or more times during 2021. The EM Section sampled all but two SIUs within the required 12-month period. The first facility, Maroon Group, LLC d/b/a Lincoln Fine Ingredients, a small scale chemical manufacturer, discharged on a batch basis. EM staff sampled this company on February 11, 2020, just prior to the NBC suspending sampling activities due to the COVID-19 pandemic. During the latter half of 2020, the company drastically reduced the frequency of discharges to the sewer and no batch discharges occurred in the final months leading up to February 11, 2021. Therefore, EM was unable to collect a sample before the end of the 12-month period. This company was sampled twice during 2021, satisfying the 2021 sampling goals. The second SIU not sampled during 2021 was Tanuary Industries PVD, Inc., a physical vapor deposition facility. This facility discharges on a batch basis and is required to request permission to discharge prior to discharging a batch. During 2021, the company collected all process wastewater and shipped it offsite for disposal. This was verified by Pretreatment staff during inspections. EM staff regularly contacted the company to inquire if a batch was to be discharged. The remaining SIUs with the exception of four were sampled at least twice in 2021. The remaining four SIUs were sampled once during 2021. All four went out of business in 2021. The first SIU Pawtucket Power Associates, an electric power generator ceased operations in early 2021. The company had batch discharged prior to ceasing operations. EM was able to collect a sample of this discharge. The second SIU, Orbit Energy Rhode Island LLC, a food waste to energy facility, was sold to Rhode Island Bioenergy Facility, LLC in mid 2021. EM was able to conduct one sampling

event prior to the sale. The third SIU, A. Harrison & Company, a chemical manufacturer, ceased discharges in mid 2021. Prior to permanently closing, the company drastically decreased the frequency of its batch discharges. EM staff was able to collect samples from one batch discharge. The final SIU only sampled once, 9W Halo OpCo L.P., an industrial laundry, abruptly ceased operations in June 2021. EM had conducted one sampling event prior to the company ceasing operations. Additional information regarding the NBC inspection and sampling programs is provided in CHAPTER III.

**2021 Goal:** The Pretreatment staff will attempt to conduct an annual inspection of each non-significant industrial user, annual inspections of 75% of restaurants and food processing facilities to ensure compliance with grease removal regulations, and 50% of all other permitted commercial users.

*Accomplishment:* In early 2021, inspection activities were kept to a minimum due to the ongoing COVID-19 pandemic. From January through April primarily only Significant Industrial Users (SIU) were inspected to ensure compliance with RIPDES permit requirements and 40CFR403. Even with the COVID restrictions, Pretreatment staff did well with meeting the inspection goals. In 2021, Pretreatment staff conducted 1,257 inspections of commercial and industrial users. Pretreatment staff performed thorough inspections of 99.5% of permitted non-significant industrial users, conducting 417 inspections of this class of user. During 2021, Pretreatment staff inspected 20.9% of the permitted restaurants and commercial buildings with cafeterias, conducting 242 inspections of facilities in these two categories. Pretreatment staff inspected 29.7% of all other commercial users. There were 174 inspections conducted of commercial users in 2021. Additional information regarding the NBC inspection program is provided in CHAPTER III.

- **2021 Goal:** Perform prompt reviews of user permit applications and plan submittals to ensure that permits are issued in an expeditious manner.

*Accomplishment:* All new users located in either district are expeditiously permitted prior to discharging into the NBC sewer system. Formal plan review meetings are conducted weekly by Pretreatment staff to ensure prompt response to user plan submittals and to expedite the permitting process. These meetings were continued to be suspended in 2021 due to the COVID-19 pandemic. However, plans were reviewed as they were submitted. Permitting of various classes of users located in both districts was ongoing in 2021, as 420 Wastewater Discharge Permits were issued in various industrial and commercial categories. During the year, permits were issued to metal finishers, chemical manufacturers, restaurants, supermarkets, automotive repair shops, printers, photo processors, dental offices, doctor offices, and other medical facilities using x-ray equipment. Permitting of new users also continued during 2021, as 91 of the 420 permits were issued to new users. The majority of the new permits were issued to non-significant industrial and commercial users.

The Pretreatment Section routinely performs expeditious reviews of discharge and sewer connection permit applications and work closely with the Permits Section to ensure that contractors and users needs are promptly addressed. During 2021 the Pretreatment Section performed expeditious reviews of 121 process and pretreatment system plan submittals. Of these 121 plan submittals 58 were promptly approved, 38 were approved with conditions to be met, 11 were rejected since NBC requirements were not satisfied and no action was taken initially on 14 plans since additional information was required for approval.

During 2021, the Permits Section issued 294 Sewer Connection Permits. Thirty-one of the 294 Sewer Connection Permit applications were forwarded to Pretreatment for review. Additional information regarding this program is provided in CHAPTER VII.

- **2021 Goal:** Identify new and previously unknown sewer users to ensure compliance with regulations. To achieve this goal, conduct spot inspections of industrial users located in 75% of the industrial areas situated within the two sewer districts to identify new and previously unknown sewer users.

*Accomplishment:* The NBC instituted a program of performing unannounced inspections of the industrial areas to identify facilities discharging without a permit. This program has been quite successful. In 2021, 48 of the 63 or 76.2% of the industrial areas were inspected at least once. This program of conducting unannounced inspections of industrial areas to locate new and previously operating unpermitted users has been quite successful at locating unpermitted users. In addition to performing industrial area inspections, Pretreatment staff routinely reviews newspapers, social media and directories to locate new and previously unknown sewer users. All of these methods were utilized during 2021.

- **2021 Goal:** Update Local Discharge Limitations at both treatment plants per RIPDES permit requirements upon DEM approval.

*Accomplishment:* In August 2020, the DEM granted preliminary approval to the Local Limits Evaluation Reports (LLE) that had been submitted in early 2020, as required by the RIPDES permits that became effective in December 2017. The preliminary approval required the NBC to request a substantial modification to the Industrial Pretreatment Program (IPP) in order to adopt and enforce the local limits which included the addition of mass-based limits for ammonia, biochemical oxygen demand (BOD), total nitrogen and total suspended solids (TSS), concentration based limits for arsenic, for both facilities. The request for the modification along with a red-lined version of the NBC Rules and Regulations was submitted to and approved by the DEM in October 2020. The approval required the NBC to Public Notice and finalize the Rules and Regulations. The NBC is required to comply with R.I.G.L. §42-35-1 et seq, also known as the RI Administrative Procedures Act (APA). Prior to commencing with the rulemaking process governed by the APA, approval of the Rules and Regulations revisions was needed by the NBC Board of Commissioners. This approval was obtained

during the December 2020 Board of Commissioners meeting. Once approval was obtained, the rulemaking process commenced. All required documents were submitted to the RI Office of Regulatory Reform (ORR) for review and approval. ORR approved the documents in January 2021. The revised Rules and Regulations were uploaded to the RI Secretary of State's (SOS) website in late January 2021. The SOS approved the revisions within 24 hours. On January 28, 2021, the NBC published a Notice of Rulemaking which opened the 30 day comment period. A Public Hearing was not held as only two comments were received. In early March 2021, a letter stating that all requirements of 40CFR403.9(b)(2) had been met was sent to DEM. DEM put the NBC revised Rules and Regulations out for a 30 day public comment period. This comment period ended in late April 2021. No comments were received during this period. The DEM issued a final approval letter on May 10, 2021. The letter indicated the NBC had 30 days to implement the IPP modification, and it needed to be fully implemented by June 9, 2021. The SOS office approved the revised Rules and Regulations on May 5, 2021. The Rules and Regulations became final and enforceable on June 1, 2021. Throughout the rulemaking process, it was determined a total of 56 companies located in both districts would be required to comply with the new local limits. New categories were created for these companies. The new categories can be found in CHAPTER III. The Wastewater Discharge Permits for these 56 companies were revised to incorporate their new categories, new local limits and new sampling requirements. The revised permits were issued in May 2021 and became effective on June 1, 2021. On May 18, 2021 the remaining permitted users were issued a letter informing them the new local limits had been approved by the DEM and SOS and that the limits would become final and enforceable on June 1, 2021. A new local limits table was included with the letter. The companies were instructed to replace the local limits table included with their permits with the revised table. In addition, all Pretreatment forms, both paper and electronic versions, which reference local limits have been revised to include the new local limits.

- **2021 Goal:** Ensure the protection of the two NBC POTWs and Narragansett Bay to minimize incidents of pass through and interference.

*Accomplishment:* Pretreatment staff promptly responds to all reports of unusual influent at each treatment plant, illegal dumping, spills, odors, and blockages. The reports can come from other NBC Sections, NBC computer monitoring systems, environmental agencies, fire departments and/or the general public. The purpose of these investigations is to find the source and protect the plants and infrastructure from upset. In 2021, Pretreatment staff conducted 23 investigations. To assist NBC staff in conducting these investigations, Spill Response and Tracking training is provided annually.

Pretreatment and EM staff also respond to notifications from the NBC Laboratory Information Management System (LIMS) of incidents of non-compliance from NBC monitoring events. When notified by LIMS that a sample collected at an industry is out of compliance with NBC discharge limitations, EM staff immediately conducts resampling at the facility and Pretreatment staff contacts the facility to immediately begin resampling its effluent. When alerted by LIMS that the concentrations of pollutants in the influent or effluent of the treatment plants have exceeded preset concentrations, EM and Pretreatment staff work together to find the source. The activities that staff conducts include installing manhole samplers in key locations and inspecting all facilities in the district with the potential to impact the plant with the pollutant in question.

- **2021 Goal:** Continue regulatory inspections of Septage Haulers as part of the NBC Septage Discharge Control Program.

*Accomplishment:* Pretreatment staff reviews information reported on Residential Septage Manifest Forms. If any discrepancies are noted, the customers listed on the manifest are contacted by phone or mail. In addition, Pretreatment staff conducted 6 inspections at the Septage Receiving Station during 2021. The number of inspections conducted at the Septage Receiving Station drastically reduced when compared to 2019 due to the suspension of inspection activities put in place due to the COVID-19 pandemic. Additional information regarding the NBC Septage Discharge Control Program is provided in CHAPTER VII.

- **2021 Goal:** Improve Data Management.

*Accomplishment:* The NBC GIS system continues to be refined to include additional attributes for the receiving water monitoring stations. All bay and river nutrients and bacteria monitoring sites have been entered and remain accurate. Throughout 2021 EM and TAC staff continued to maintain the “Snapshot of Upper Narragansett Bay” website which gives NBC staff and other interested parties immediate online access to NBC data. In 2021, EM plotted industrial and sanitary manholes sampled for surveillance monitoring.

Throughout 2021 IT staff continued to work on optimizing the Pretreatment software to increase functionality. Staff can track submittals of Certifications of No Discharge and Dental BMP Certifications, and issue the appropriate Notices of Violation if these certifications are not submitted. Staff can access mapping applications from the Pretreatment System. In addition the software is available in the field via iPads. Pretreatment and IT staff will continue to work on additional enhancements throughout 2022.

In 2018 the Pretreatment Section requested and received approval for minor modifications to the Industrial Pretreatment Program from DEM. The minor modification allows the acceptance of electronic signatures on permit applications. Throughout 2020 Pretreatment and IT staff have been working on the development of a webpage where facilities can complete Wastewater Discharge Permit Applications and upload supporting documents such as process



operations and pretreatment system plans. To date, six permit applications have been uploaded to the webpage. In 2020, electronic application webpage was tested successfully by two restaurants who were able to electronically submit their applications for permit revisions. This project was put on hold during 2021 in order to focus programming efforts on upgrading the Pretreatment System to handle the new mass-based limits. This webpage should be complete and available to the public in 2022.

Throughout 2021, ES&C staff continued to use iPads. In mid-2013 iPads were purchased for all Pretreatment technical staff. Apps were downloaded on these iPads that allow staff to use Microsoft Office software and upload documents to the NBC SharePoint system. During 2021 Pretreatment staff continued to use inspection checklists in the field and were given functionality to access the Pretreatment System in the field.

In 2021, improvements were made to the Laboratory Information Management System (LIMS) to add functionality and utility. These improvements included email alerts for non-compliant sample results, sample count reports, and programming of calculation corrections to adjust parameter analysis detection limits as dilution factors are applied to high concentration samples. In 2021 LIMS programming services were used to refine 2020 enhancements that were not fully functional during rollout.

All analytical instruments purchased in 2021 have been interfaced with the LIMS. Work began on a data driver that will allow contract laboratory results to electronically upload into the NBC LIMS. Periodically, new updates and versions of LIMS software are developed. NBC will continue to ensure the LIMS is updated accordingly. In addition, the LIMS has been interfaced with data management software utilized by the treatment plants and Pretreatment System. EM staff can directly interact with LIMS when collecting samples in the field via iPads.

Throughout 2021, EM staff continued to document sample collection activities and coordinate these sample collections with the Laboratory for efficient analyses and data reporting. ES&C staff performed quality control functions to ensure all data is complete and accurate. In addition, software has been put online to improve data handling.

Throughout 2021, EM and TAC staff continued to develop tools to increase efficiency and accuracy in data management and analysis. Staff have used computer programs, such as R, to review and present large, complex datasets. In addition, reporting tools in SampleManager, LIMS and Hach WIMS have been developed and improved during 2021 to reduce errors when working with long-term databases.

- **2021 Goal:** Provide training for OSHA and Safety Awareness. Provide all new applicable employees with 40-hr HAZWOPER training, conduct continuous in-house hazardous awareness training, and provide Infectious Materials Exposure Control training to pertinent NBC personnel.

*Accomplishment:* Forty-hour HAZWOPER training is provided to all new employees in the Pretreatment, EM and Laboratory sections. In 2021, ten employees completed 40 hour HAZMAT training. In 2021, all Pretreatment staff certified in 40-hour HAZWOPER training were given annual 8-hour refresher training which consisted of in-house training to satisfy the requirement.

OSHA related training is given on Incident Command, Confined Space Entry, Hazard Communication, and Hazardous Waste Management and Hearing Conservation. During 2021 NBC staff participated in OSHA classroom and hands-on sessions and had access to NBC University on-line safety training programs. Due to the COVID-19 pandemic, most required trainings were conducted online.

During 2021 TAC staff worked with Human Resources staff to build an e-learning platform for all NBC employees. The platform includes required safety training.

- **2021 Goal:** Continue to document Pretreatment, EM and Laboratory Standard Operating Procedures and NBC Policies and Protocols manuals and update QA/QC programs. The purpose of these manuals is to clearly detail all standard operating procedures in the three sections. These manuals make invaluable reference tools for Pretreatment, EM and Laboratory staff and will provide a great resource for NBC employees working outside of these sections.

*Accomplishment:* The Pretreatment Section has a Standard Operating Procedures (SOP) manual which consists of all existing SOPs. As existing procedures are reviewed and revised or new procedures are developed, they are documented in this manual. During 2021, Pretreatment staff continued to review SOPs and update them accordingly.

During 2021, EM staff continued to document all SOPs and procedural changes. Staff reviewed current literature to ensure any mandated changes in sampling protocols and/or methods were promptly adopted in NBC protocols and methods. All such changes are incorporated into the EM SOP manual. During 2020, SOPs were either updated or developed for Field's Point and Bucklin Point.

In 2021, the Laboratory SOP manual and QA/QC programs were updated. All new techniques and EPA methods were incorporated into the laboratory control documents.

During 2021, agency policies continued to be updated. All new policies are distributed to management and supervisory staff to be included in NBC Policy Manuals located throughout the agency. New policies are communicated to all NBC staff.

- **2021 Goal:** Provide free technical assistance.

*Accomplishment:* Throughout 2021 staff continued to work with the industrial community to help reduce pollution at the source of generation. Activities include on-site pollution prevention and regulatory compliance technical assistance. During 2021, technical assistance was provided to two facilities.

- **2021 Goal:** Water Conservation and Reuse.

*Accomplishment:* TAC staff continued to investigate opportunities for the reuse of treated wastewater from the two treatment plants. Throughout 2021 staff continued to research U.S. water reuse regulations and requirements, met with vendors to discuss on-site water reuse opportunities.

- **2021 Goal:** Environmental Merit Awards Program - Solicit nominations from companies and staff, evaluate all Significant Industrial User performance data, and hold Awards Ceremony.

*Accomplishment:* In 2021, the NBC recognized 22 SIUs for achieving 100% compliance with all NBC regulatory requirements. Due to the COVID-19 pandemic, the annual Environmental Merit Awards Breakfast was not held. Additional information regarding this program is provided in CHAPTER VII.

- **2021 Goal:** Workshops – Participate in workshops and conferences to educate the public on NBC programs and initiatives.

*Accomplishment:* During 2021, ES&C staff made numerous presentations at workshops, meetings and/or conferences. These conferences include the 2021 New England Regional Pretreatment Coordinators Association Conference and the 2021 National Association of Clean Water Agencies Pretreatment & Pollution Prevention Conference. Further discussions on the workshops and other NBC educational efforts can be found in CHAPTER II.

- **2021 Goal:** Energy Management - continue to investigate energy conservation and alternative energy opportunities. Monitor, measure and report NBC renewable energy generation and seek grant funding for energy projects.

*Accomplishment:* Throughout 2021 TAC staff continued to track process measurements and energy use measurements from various NBC metered accounts and buildings and assessed performance data using EPA Energy Star Portfolio Manager, National Grid's Continuous Energy Improvement (CEI) program and the USDOE Better Plants Program (BPP). TAC staff identified shortcomings with the energy models used by these programs and worked with various programs to make improvements. During 2021, major NBC accounts participating in BPP reduced normalized energy use compared to 2020. Results are tracked with related actions in the CEI Energy Management System. They are compared to site specific energy models to determine progress and the corresponding amount of

rebate payment NBC may receive from the program. Results were also used to help assess impacts such as unscheduled downtime of the centrifuges located at Fields Point and the benefits of aeration improvements at the Bucklin Point facility.

The amount of sustainable energy and credits produced monthly for NBC facilities were monitored to measure the progress towards net zero sustainable energy use. The output of three 1.5 MW wind turbines located at the Field's Point plant and three 1.5 MW wind turbines located in Coventry, RI were monitored as was the output from solar arrays located in Richmond and the 3 MW wind turbine in Johnston, RI. During 2021, construction and initial testing of a Combined Heat and Power (CHP) system located at Bucklin Point was completed. The CHP system utilized biogas to generate renewable electricity and useful heat. Digester and other issues limited production and are being addressed. TAC staff continued to research NBC power demand and opportunities for demand management and demand response. TAC staff continues to research grant opportunities through various programs including the National Grid Energy Efficiency rebate program.

A National Grid Energy Efficiency Rebate was signed in 2021 that increased the amount of incentive NBC can expect to receive after upgrading the UV disinfection system at Buicklin Point. TAC staff applied for a \$200,000 grant from USEPA to study the feasibility and benefits of adding food waste to the anaerobic digesters at Bucklin Point.

- **2021 Goal:** Assess NBC Greenhouse Gas (GHG) Emissions – research regulations and guidance documents, refine GHG inventory and assess process emissions.

*Accomplishment:* Throughout 2021, NBC continued to collect and analyze electrical, natural gas, biogas, vehicle fuel and other information to support operations as well as quantify and inventory GHG emissions for Field's Point and Bucklin Point. TAC staff continued to assess regulations such as the Act on Climate Bill and the ineligibility of sewer sludge as a renewable energy source in Rhode Island. NBC site specific and overall GHG emissions remain below current reporting requirements for both the State of Rhode Island and the EPA. Staff participated in public meetings of the Rhode Island Executive Coordinating Council on Climate Change (EC4).

- **2021 Goal:** Conduct weekly manhole monitoring in both districts to ensure user compliance with NBC discharge limitations and to determine the location of previously unknown and unpermitted users. Attempt to sample 6 to 10 manholes per week.

*Accomplishment:* EM staff conducted weekly manhole monitoring throughout both NBC drainage districts. This monitoring program consists of installing automatic ISCO samplers in surveillance manholes located upstream and downstream of users on a weekly basis to verify users' compliance status. EM staff successfully sampled 238 industrial surveillance manholes during 2021, 111 in the Bucklin Point district and 127 in the Field's Point district. In addition to the 238 industrial manholes, EM collected samples from 36 sanitary manholes.

EM also attempted to collect samples from seven additional manholes. However, samples could not be collected due to no flow in the sewer line at the time manhole sampling was conducted or due to sampling equipment malfunction. This is an average of 5 manholes per week. During 2021 surveillance manhole monitoring was conducted up and down stream of 71.6% of the SIUs.

- **2021 Goal:** Define the sewer system sampling program to assess loadings from key drainage areas to locate potential areas of concern and drainage area loadings.


*Accomplishment:* As in past years, the NBC once again performed well towards satisfying this goal, as it defined strategic manholes throughout both sampling districts, formulated a sampling schedule and conducted routine monitoring of these manholes to evaluate loadings. Flow proportioned sampling of drainage basins as well as analysis of storm water inputs, water supply inputs and sanitary sewers were used to budget inputs and improve the NBC manhole sampling program. A layer on the GIS maps was created in 2013 and used throughout 2021 to graphically depict results of drainage district sampling results in order to make interpretation of the data easier.

EM continued background monitoring of residential areas to better define loadings to the treatment plants. An additional goal to monitor residential sources of pollutants to determine background loading was also satisfied, as 36 sampling events of residential manholes were conducted during 2021.

During 2015 NBC designed a potable water study to determine background sources of contaminants originating from drinking water supply systems. This study was further refined during 2018 and is nearly ready for implementation. The study performed in 2000 was evaluated and used as a basis to design an improved study. Sampling is scheduled to begin sometime in 2022.

- **2021 Goal:** Sample at the two NBC POTWs daily for all RIPDES permitted parameters. Research and test new sampling equipment and procedures to continually improve monitoring activities.

*Accomplishment:* EM staff used clean sampling techniques for all industrial monitoring and treatment plant sampling for metals, cyanide and nutrients conducted in 2021. Throughout 2021, EM staff continued to use QA/QC sample collection practices to ensure the highest quality samples were being collected. During 2021, the NBC complied with the RIPDES permit requirements to sample at the two treatment plants every day of the year and met all mandated reporting requirements. EM staff continued to sample all process



operations at both plants to acquire the data needed to optimize plant performance. During 2021, a new ISCO 5800 4 bottle sampler was installed at the Bucklin Point final effluent sampling location. This sampler replaced an older ISCO model 4700 sampler. In addition, in June 2021, a new SOP was implemented to clean all sampler guide tubes at both plants monthly to minimize the risk of sample contamination.

- **2021 Goal:** To review, evaluate and log all analytical data obtained from EM monitoring efforts, to provide interpretation of this information to appropriate NBC staff in a timely manner and to ensure that quality assurance and quality control procedures are maintained.

*Accomplishment:* During 2021, EM and TAC staff continued to evaluate all monitoring data. Both in monthly interdepartmental data meetings and in comprehensive monthly reports, short- and long-term trends and alerts to high levels were provided. In 2021 TAC developed a HachWIMS RIPDES violation report that can compare calculated variables against weekly and monthly permit limits. This is in addition to the SampleManager RIPDES alerts developed in 2020 which are triggered on single sample results. Data was posted on the NBC webpage “Snapshot of Upper Narragansett Bay” along with blogs interpreting the most recent data. During 2021, ES&C staff published the Annual Data report summarizing all data collected from the 2020 monitoring season. During 2021, EM, Laboratory and IT staff worked on LIMS issues including to review existing databases to identify areas of improvement. During 2021, EM continued to maintain a log in which any information impacting analytical results such as changes in detection limits or process changes within the treatment plants, was entered. This allows successors to determine what occurred when analytical trends or data differ from historical values.

EM and TAC staff analyzes the data on a regular basis to establish trends and notify Operations and Interceptor Maintenance staff of any anomalies. ES&C staff conducts monthly meetings to report the data trends. Pretreatment, Laboratory and Operations staff from both facilities routinely attend these meetings. During 2021, the Snapshot webpage received minor updates and it was maintained with regular data analysis blogs and the latest bay monitoring data so it can be quickly available on-line to NBC staff and the public.

In 2021, Laboratory, EM and TAC staff worked with Thermo Fisher Scientific to incorporate a new version of the SampleManager LIMS software. This version will improve the functionality in data management and data queries.

Throughout 2021, EM staff continued to document sample collection activities and coordinate these sample collections with the Laboratory for efficient analyses and data reporting. Quality control was performed to ensure all data is complete and accurate. Improvements were made to HachWIMS including digitizing and populating older data to increase the historical records, and adding a new variable to capture additional parameters.

The NBC GIS system was further refined to include additional attributes for the receiving water monitoring stations. The NBC GIS system includes all bay and river nutrients and bacteria monitoring sites.

During 2021, EM and TAC staff continued to develop tools to increase efficiency and accuracy in data management and analysis. Staff have used computer programs, such as R, to review and present large, complex datasets.

Throughout 2021, Pretreatment staff continued to work with IT staff on the PT-LIMS Interface to download data directly from LIMS to the Pretreatment System.

- **2021 Goal:** Monitor the receiving waters of both the Field's Point and Bucklin Point treatment facilities with the fixed site monitoring equipment.

*Accomplishment:* In 2021, the NBC continued to monitor the receiving waters of both the Field's Point and Bucklin Point treatment facilities at two fixed sites within the Providence and Seekonk Rivers. Continuous online monitoring is conducted for dissolved oxygen, conductivity, temperature, salinity, pH, chlorophyll, pressure (depth) and tidal amplitude. Also, during 2021, a temporary buoy was deployed just east of the Bullock's Reach buoy for the first half of the monitoring season, then it was relocated to a location north of the Pawtuxet River mouth for the remainder of the monitoring season. The temporary buoy was deployed at these sites to better understand the flow dynamics in these areas to further the development of the Regional Ocean System (ROMS) model. In addition, weekly samples at these and other upper bay stations were collected for fecal coliform, nutrient analyses, chlorophyll-a and turbidity. EM staff maintained the sites at Bullocks Reach, a buoy site and



Phillipsdale Landing, a dock site, as well as the temporary buoy. Quality assurance practices continued to be coordinated with the Narragansett Bay Fixed Site Water Quality Monitoring Network, a State of Rhode Island monitoring collaborative that has adopted common methods for this baseline assessment. 2021 improvements to the fixed site program include changes to the chlorophyll and dissolved oxygen calibration procedures. For chlorophyll this involved upgrading from a 1-point to 2-point chlorophyll calibration with a rhodamine standard and associated updates to the calibration sheets. The dissolved oxygen calibration process was modified to ensure complete saturation of the water bath. This was achieved through modifications to the HVAC system in the EM lab and adding a second bubbler to the water bath. This data is made available to the scientific and general community on a real time basis on the NBC “Snapshot of Upper Narragansett Bay” webpage.

- **2021 Goal:** Conduct tributary river sampling for fecal coliform analysis.

*Accomplishment:* In 2021 EM continued to sample 21 locations along six rivers in the metropolitan area, the Woonasquatucket, Providence, West, Blackstone, and Moshassuck rivers. Weekly sampling of these 21 sites has allowed EM to promptly notify the Interceptor Maintenance (IM) Section of dry and wet weather discharges based on the analytical results and has been instrumental in pinpointing overflows and system malfunctions. The results of tributary river monitoring for fecal coliform bacteria is provided to IM twice per week and is used to locate possible maintenance problems. In 2020 the report to IM was updated to include rain fall in the four days prior to sampling from various TELOG rain gauges available to the NBC. Fewer wet weather discharges are expected now that Phase II of the CSO Abatement Project has been completed. However, dry weather overflows can occur periodically and are usually the result of blockages in sewer regulators. NBC Environmental Scientists also analyze the data to determine trends in fecal coliform bacteria inputs to these rivers. River sampling data routinely assist IM in identifying and quickly stopping dry weather overflows. This data has provided a baseline to measure the success of the CSO Abatement Project, and data collected throughout 2021 in conjunction with data collected in future years will be used to evaluate the success of the NBC CSO projects in reducing adverse impacts to area rivers and Narragansett Bay.

- **2021 Goal:** Continue to evaluate the effect of the NBC effluent on water quality of the receiving waters.

*Accomplishment:* During 2021 EM and TAC staff continued water quality evaluations of the receiving waters of the Bucklin Point and Field’s Point wastewater treatment facilities. The purpose of this monitoring initiative is to determine the distribution and concentration of contaminants of concern to the health of the environment and public in both the Seekonk and Providence Rivers. EM continued its bacteria and nutrients monitoring by boat at multiple stations in the Providence and Seekonk Rivers, as well as continuing bacteria monitoring weekly at multiple stations in four freshwater rivers that are affected





by combined sewer overflows. During 2021, EM continued the use of an underwater video camera to determine the state of the benthos in NBC receiving waters. Long-term monitoring of the benthos will document how BNR impacts the local benthos.

- **2021 Goal:** Conduct Toxics Compliance Monitoring of two CSO wet weather event discharges as a part of the NBC Nine Minimum Controls Program.

*Accomplishment:* To evaluate the effectiveness of the Pretreatment and Pollution Prevention programs at reducing toxic pollutant discharges through CSOs, EM attempts to monitor several CSOs annually as an element of the NBC Nine Minimum Controls Program. The aim of wet weather sampling events is to characterize the impact of CSO discharges and the efficacy of NBC's current controls when wastewater overflows the collection system during wet weather events. The sampling plan was designed so that three samples are to be collected at the outfall throughout the overflow event. The first sample is to be collected during the initial overflow stage, or first flush, and typically contains wastewater with the least degree of rainwater dilution and the highest concentrations of pollutants washed from street and land surfaces into the combined sewer system. A second sample is to be collected of the flow occurring midway through the storm event and a third sample collected near the conclusion of the event. Sampling of three CSOs planned for 2021, included the North Diversion Structure at Bucklin Point and a CSO in each of the Field's Point and Bucklin Point districts. Despite numerous attempts to sample the CSOs, the weather and timing of the events were not conducive for the sample collections. This sampling is scheduled to continue in 2022.

- **2021 Goal:** Conduct border river sampling for nutrient analysis to determine loadings to Upper Narragansett Bay that originate from outside of Rhode Island.

*Accomplishment:* This monitoring initiative was begun in 2007 and continued in 2021. This monitoring consists of monthly sampling from the mouths of the Ten Mile, Runnins, Palmer, Warren Reservoir, Cole, and Taunton rivers, as well as from multiple sites on the Blackstone River. In addition, a sample is collected monthly from the mouth of the Pawtuxet River to provide more accurate data on all sources of nutrient loadings to Upper Narragansett Bay. The data shows NBC contributions are not as large a percent loading as first thought. This monitoring has revealed that nutrients loadings to the Bay dramatically increase during rain events.

- **2021 Goal:** Evaluate water quality inside the Providence River Hurricane Barrier to generate a long term data set necessary to measure the success of the CSO abatement project.

*Accomplishment:* In 2007, as part of its monitoring plan EM began an initiative to sample tributary rivers and/or the upper bay in response to extreme situations or weather conditions that have the potential to adversely affect plant operations and/or receiving water quality. During the latter portion of 2007, EM began monitoring within the hurricane barrier for Total Dissolved Oxygen (DO) on a monthly basis. Since this is a low flush area due to the river being partially

blocked by the hurricane barrier, it is expected CSO discharges will have a magnified impact on DO levels compared to higher flush areas. Conversely, it is expected that the CSO tunnel will result in fewer oxygen depleting CSOs and have a positive impact on DO levels. EM continued to sample multiple locations in the urban rivers and Bay for bacteria and dissolved oxygen before and after rain events. This data has provided a baseline to measure the success of the CSO remediation project. This monitoring continued in 2021. Data collected from these locations is used to evaluate the tunnel's success in reducing adverse impacts to area tributary rivers.

- **2021 Goal:** Continually improve NBC monitoring and analytical capabilities.

*Accomplishment:* In 2007, EM began replacing antiquated refrigerated automatic samplers located within the treatment plants with sophisticated state-of-the-art samplers requiring much less human intervention. The samplers hold up to four carboys, eliminating the need for off-hour jug change-outs. During 2021, a new ISCO model 5800 4-bottle sampler was installed at the Bucklin Point final effluent sampling location. This sampler replaced an older ISCO Model 4700 sampler. In addition, in June 2021, a new Standard Operating Procedure (SOP) was implemented to clean all sampler guide tubes at both plants monthly to minimize the risk of sample contamination. Also in 2021, CSO sampling was modified to incorporate the use of automated samplers at secure CSO locations. Doing so increased sampling flexibility by allowing NBC to sample storms during off-hours.

In 2021, the Laboratory attained 100% accuracy on all annual proficiency and routine internal testing. All Laboratory licensing certifications were maintained, and all lab equipment was calibrated during 2021. New LIMS analysis codes were developed. The codes are part of the set-up procedures that allows analytical results to be directed into LIMS. Test methods and instrument confidence continued to be improved with the use of high-quality laboratory equipment. In addition, new tools were put online to improve data handling.

- **2021 Goal:** Participate in community based environmental and educational projects.

*Accomplishment.* In 2021, the NBC continued the grant program intended to diversify the positive impact on multiple rivers in the NBC service area rather than focus solely on the Woonasquatucket River. The grant program assisted numerous local organization, cities and towns by providing 22 small grants to 17 organizations totaling \$10,000 that allowed the organizations to purchase supplies to organize clean up events and river restorations activities in the NBC service district.



- **2021 Goal:** Conduct studies during extreme weather or emergency events.

*Accomplishment:* In 2007, as part of its monitoring plan EM began an initiative to sample tributary rivers and/or the upper bay in response to extreme situations or weather conditions that have the potential to adversely affect plant operations and/or receiving water quality. The NBC is prepared to immediately undertake any monitoring necessary to evaluate the impacts from this type of event.

Extreme situation sampling was conducted on October 7, 2021, in response to a fish kill in Pawtuxet Cove reported October 4, 2021. Bay nutrient and bacteria samples were collected along with water column profiles.

- **2021 Goal:** Ensure compliance of monitoring processes at the two treatment plants.

*Accomplishment:* During 2021 EM supervisory staff continued to review closed circuit television monitoring footage from equipment installed at all influent and effluent monitoring stations of both treatment plants in 2017 in order to ensure proper sample collection and maintenance procedures are followed. The recorded footage will continue to be reviewed to ensure consistency with established SOPs.

- **2021 Goal:** Provide access to all NBC monitoring data.

*Accomplishment:* EM and TAC staff analyzes the data on a regular basis to establish trends and notify Operations, Interceptor Maintenance and/or Pretreatment staff of any anomalies. EM and TAC staff conduct monthly meetings to report the data trends. Pretreatment, Laboratory and Operations staff from both facilities routinely attend these meetings. EM completed and posted its annual data report to [www.narrabay.com](http://www.narrabay.com) during 2021. This data is available to all stakeholders involved with Narragansett Bay. Data summary reports were also posted to the NBC “Snapshot of Upper Narragansett Bay” webpage on a weekly or biweekly basis, presenting current data trends and water quality conditions on the bay.

- **2021 Goal:** Implement flow monitoring of rivers not presently on the USGS Streams Gauge Network.

*Accomplishment:* In past years, EM staff conducted flow monitoring activities on various tributary rivers. A Global Flow probe model FP101 is used to acquire velocity measurements for approximately 10 cross-sectional segments. The depth is also recorded at each segment. Using the data gathered, flow is calculated in cubic feet per second, which can then be converted to gallons or hundreds of gallons per minute. These flow measurements allow NBC to calculate loadings using analytical data. Flow monitoring was conducted during June 2021 on the Moshassuck River.



- **2021 Goal:** Participate in a study to evaluate emerging pollutants, including PFAS compounds, at the NBC treatment plants and receiving waters.

*Accomplishment:* In November 2017, NBC provided a letter of commitment to work with Ranier Loman, a University of Rhode Island professor, conducting research on emerging pollutants in particular PFAS, in support of a Narragansett Bay Estuary Program grant proposal. This collaboration continued in 2021 with data collection from mid-May through mid-June. Passive air and water samplers were installed at five locations throughout the plant (influent, aerated grit channel, aeration tank, secondary clarifier, and final effluent) and two active air samplers at one location (aerated grit). The samplers were designed to test different technologies to measure PFAS compounds with the goal of creating a mass-balance equation for the treatment process at Field's Point. Influent, effluent, and biosolids samples were also provided to URI researchers to support their data collection. The NBC awaits the findings of this sampling.

During 2021, the NBC continued monitoring the influent, effluent and biosolids at the two treatment plants as well as at targeted industrial users for PFAS compounds. Influent, effluent and biosolids samples were collected and analyzed weekly from January through May and monthly from July through December.

During 2021, 16 samples were collected from industrial users. All these samples were sent to a contract laboratory for analysis. The data was analyzed to determine the range of PFAS concentrations in the influent, effluent and biosolids to understand the potential impacts of these compounds on the treatment plants and receiving waters. In early January 2022, a letter was sent to all industrial users and car wash facilities to educate them on PFAS issues. A summary of the analytical data was provided. The companies were advised to review the results and investigate if any of the compounds are used at their facility. This sampling will continue in 2022.

The PFAS samples collected during 2021 were sent to a contract laboratory for analysis. In 2021, the NBC Laboratory secured funding and purchased instrumentation for the in-house analysis of PFAS compounds. Intercalibration samples will be sent to the contract lab and our in-house lab to determine the comparability of the two labs and methods.

## Major Program Goals for 2021

Goal Category	Goal Outline	Goal Description
<b>Inspections</b>	Inspect industries to ensure compliance with regulations.	<ul style="list-style-type: none"> <li>▪ Inspect each SIU twice (EPA/DEM requires one inspection)</li> <li>▪ Inspect each non-significant industrial user once</li> <li>▪ Inspect 75% of permitted restaurant and food processing facilities</li> <li>▪ Biannual inspections of all other permitted commercial users</li> </ul>
	Identify new and previously unknown sewer users to ensure compliance with regulations.	<ul style="list-style-type: none"> <li>▪ Conduct unannounced inspections of 75% of the mill complexes/industrial areas</li> </ul>
	Continue regulatory inspections of septage haulers.	<ul style="list-style-type: none"> <li>▪ Inspect septage vehicles at the receiving station one day per month</li> </ul>
<b>Emergency Response Actions</b>	Ensure protection of the two POTWs and Narragansett Bay to minimize incidents of pass through and interference.	<ul style="list-style-type: none"> <li>▪ Respond to 100% of unusual influent reports</li> <li>▪ Respond to 100% of reports of illegal dumping, spills and blockages</li> <li>▪ Investigate all automatic notifications from LIMS of incidents of non-compliance</li> <li>▪ Investigate all reports of unusual influent as indicated through the PI computer monitoring systems</li> <li>▪ Conduct annual Spill Response and Tracking training</li> </ul>
<b>Pollution Prevention and Technical Assistance Initiatives</b>	Provide free technical assistance.	<ul style="list-style-type: none"> <li>▪ Reply to all requests from users for technical assistance</li> <li>▪ Seek grant funds to support technical assistance programs</li> </ul>
<b>Monitoring and Analytical Initiatives</b>	Sample industrial discharges to sewer system to ensure compliance with regulations.	<ul style="list-style-type: none"> <li>▪ Conduct sampling of each SIU twice (EPA/DEM requires one sampling)</li> <li>▪ Resample any SIU found out of compliance</li> </ul>
	Conduct sampling to assess loadings from key drainage areas and determine background loadings of pollutants.	<ul style="list-style-type: none"> <li>▪ Conduct routine residential manhole monitoring</li> <li>▪ Continue monitoring of residential sources of pollutants to better define background loading</li> <li>▪ Conduct a potable water study to identify and quantify pollutant loadings</li> </ul>
	Conduct surveillance monitoring in the sewer system to ensure compliance with regulations.	<ul style="list-style-type: none"> <li>▪ Sample 6-10 manholes per week (including surveillance and routine monitoring)</li> <li>▪ Sample up and down stream of 70% SIU and Zero Discharge companies at least once</li> </ul>
	Monitor Field's Point and Bucklin Point facilities as necessary to ensure and improve compliance with all RIPDES permit requirements.	<ul style="list-style-type: none"> <li>▪ Sample both wastewater treatment facilities daily</li> <li>▪ Collect process control samples to provide critical plant operational data to allow Operations staff to optimize plant performance</li> <li>▪ Research and test new sampling, data scanning and recording equipment and procedures to continually improve monitoring activities</li> <li>▪ Collect samples to test functionality and optimize BNR facilities</li> </ul>

Goal Category	Goal Outline	Goal Description
<b>Monitoring and Analytical Initiatives (continued)</b>	Maintain the two NBC fixed site monitoring systems to evaluate NBC receiving water quality	<ul style="list-style-type: none"> <li>▪ Maintain the two fixed site stations to continue monitoring downstream of each plant</li> <li>▪ Deploy a special buoy to evaluate water quality conditions in support of ROMS modelling needs</li> <li>▪ Monitor continuously for temperature, salinity, dissolved oxygen, conductivity, pH, chlorophyll, turbidity and pressure (depth)</li> <li>▪ Collect bi-weekly samples at these monitoring stations for fecal coliform, nutrients, chlorophyll-a, and turbidity analysis</li> <li>▪ Provide data and data interpretation to the scientific and general community on a real time basis.</li> <li>▪ Continue participation in the Bay Wide Fixed Site Network monitoring collaborative using approved QA/QC protocols</li> </ul>
	Continue to monitor NBC receiving waters to evaluate water quality improvements, areas with impairments and causes.	<ul style="list-style-type: none"> <li>▪ Continue routine monitoring program of the Providence and Seekonk Rivers for nutrients, bacteria, dissolved oxygen and other parameters</li> <li>▪ Perform additional monitoring in response to extreme situations or weather conditions that could adversely affect plant operations and receiving water quality</li> <li>▪ Perform monitoring to observe benthic conditions over time</li> </ul>
	Conduct tributary river sampling for bacteria analysis to ensure compliance with EPA Nine Minimum CSO Control Program	<ul style="list-style-type: none"> <li>▪ Conduct weekly sampling at multiple sites on the West, Woonasquatucket, Moshassuck and Blackstone Rivers and one site on the Providence River</li> <li>▪ Provide data to IM staff to allow for timely maintenance activities of the CSOs</li> <li>▪ Conduct monitoring of CSO events by collecting samples at the first flush, mid-storm and late storm flow to characterize the CSO discharge impact and efficiency of CSO controls in place</li> <li>▪ Conduct toxics compliance monitoring at three locations, two CSOs and the North Diversion Structure at Bucklin Point, during wet weather event discharges</li> </ul>
	Conduct Border river sampling for nutrient analysis to determine loadings to Upper Narragansett Bay that originate from outside of Rhode Island	<ul style="list-style-type: none"> <li>▪ Conduct monthly sampling from the mouths of the Ten Mile, Runnins, Palmer, Warren Reservoir, Cole, and Taunton rivers as well as from the Blackstone River where they cross the State line</li> </ul>
	Evaluate the success of the NBC CSO Abatement Program	<ul style="list-style-type: none"> <li>▪ Conduct sampling at multiple locations in the rivers and bay for bacteria before and after rain events to evaluate the success of the CSO abatement tunnel project.</li> <li>▪ Prepare an evaluation of the impacts of Phase II on receiving water quality.</li> <li>▪ Collect and analyze pre and post construction of Phase III to evaluate the impact of the receiving water</li> </ul>

Goal Category	Goal Outline	Goal Description
<b>Monitoring and Analytical Initiatives (continued)</b>	Continually improve NBC monitoring and analytical capabilities	<ul style="list-style-type: none"> <li>▪ Upgrade existing plant samplers as needed to improve monitoring capabilities</li> <li>▪ Evaluate flow monitoring data for rivers not presently on the USGS Streams Gauge Network</li> <li>▪ Attain 100% accuracy on all annual proficiency testing and internally audit testing procedures</li> <li>▪ Ensure all laboratory equipment is calibrated annually</li> <li>▪ Maintain all Laboratory licensing certifications</li> </ul>
<b>Permitting</b>	Expeditious review and issuance of permits	<ul style="list-style-type: none"> <li>▪ Respond to all incomplete discharge permit applications and renewals within fourteen business days</li> <li>▪ Review submitted Pretreatment facility plans on a weekly basis</li> <li>▪ Develop and implement a webpage where permit applications can be submitted electronically.</li> </ul>
<b>Data Logging Analysis and Reporting</b>	Continue to expand and improve electronic data systems	<ul style="list-style-type: none"> <li>▪ Improve and expand existing databases</li> <li>▪ Document all treatment facility process and laboratory changes in meta-data files</li> <li>▪ Continue to create LIMS reports to migrate data automatically into spreadsheets</li> <li>▪ Continue to computerize past analytical data</li> <li>▪ Upload electronic versions of DMRs into NBC data systems</li> </ul>
	Provide internal and external access to appropriate NBC monitoring data	<ul style="list-style-type: none"> <li>▪ Upload annual data report to the internet by April 30th</li> <li>▪ Promptly prepare updates detailing activities and historical trends to Snapshot</li> <li>▪ Upload river and bay data weekly to Snapshot, the NBC water quality website, for immediate staff and stakeholder access</li> <li>▪ Provide NBC staff access to all data via LIMS</li> <li>▪ Provide NBC data in response to specific requests</li> </ul>
	Review, evaluate, report and present NBC data to internal and external stakeholders	<ul style="list-style-type: none"> <li>▪ Prompt data logging and evaluation</li> <li>▪ Analyze data and report projected short and long term trends via monthly reports and meetings</li> <li>▪ Timely response on data excursions and alerts to Laboratory, Operations and Pretreatment staff, allowing opportunity for prompt corrective action</li> <li>▪ Provide trend analysis to NBC and stakeholders</li> <li>▪ Publish technical papers, abstracts and present posters</li> <li>▪ Prepare draft press releases on findings</li> </ul>
	Evaluate the feasibility of electronic submittals of required information from industrial and commercial users.	<ul style="list-style-type: none"> <li>▪ Develop a webpage for the submittal of electronically signed permit applications</li> <li>▪ Convert existing permit applications to be used on webpage</li> <li>▪ Pursue becoming CROMERR compliant</li> </ul>

Goal Category	Goal Outline	Goal Description
Special Studies and Projects	Improve functionality of NBC computer systems	<ul style="list-style-type: none"> <li>▪ Continue to locate and update users and surveillance manholes on the computerized maps</li> <li>▪ Continue to locate and update all monitoring locations on the NBC GIS system</li> <li>▪ Begin to use GIS/LIMS tools to incorporate sample locations into LIMS</li> <li>▪ Improve the information on the NBC internet sites</li> <li>▪ Continue to improve safety training tracking software</li> <li>▪ Continue to improve the new LIMS software</li> </ul>
	Energy Management	<ul style="list-style-type: none"> <li>▪ Continue to investigate Energy Conservation and alternative energy opportunities</li> <li>▪ Monitor, measure and report NBC renewable energy generation</li> <li>▪ Work with IT to develop Energy Tracking software</li> <li>▪ Continue to participate in US Department of Energy Better Plant Program</li> <li>▪ Continue to oversee NBC renewable energy</li> <li>▪ Seek grant funding for energy projects</li> </ul>
	Water Conservation and Reuse Projects	<ul style="list-style-type: none"> <li>▪ Continue to investigate WWTF reuse of wastewater and biosolids</li> <li>▪ Conduct testing of treatment technologies</li> <li>▪ Seek grant funds to support water conservation and reuse programs</li> </ul>
	Evaluate environmental sustainability opportunities at NBC	<ul style="list-style-type: none"> <li>▪ Coordinate research to increase bio-gas production at Bucklin Point</li> <li>▪ Evaluate use of incorporating electric vehicles into the NBC fleet</li> </ul>
	Participate in community based environmental and educational projects	<ul style="list-style-type: none"> <li>▪ Continue Earth Day Grant Program</li> <li>▪ Participate in the NBC Watershed Explorer Program</li> <li>▪ Participate in statewide environmental stakeholder groups, such as Watershed Counts, RI Monitoring Collaborative, etc.</li> </ul>
	Assess NBC Greenhouse Gas Emissions (GHG)	<ul style="list-style-type: none"> <li>▪ Continue to review and document applicable state and federal GHG regulations</li> <li>▪ Continue to review and document applicable GHG guidance documents</li> <li>▪ Continue to refine inventory of NBC GHG sources</li> <li>▪ Evaluate conversion of NBC fleet to electric vehicles</li> </ul>
	Storm Water Management Plans	<ul style="list-style-type: none"> <li>▪ Continue to update and maintain the Storm Water Management Plans (SWMP) for both treatment plants</li> <li>▪ Conduct site inspections of both plants in accordance with the SWMPs</li> <li>▪ Conduct sampling in accordance with the SWMPs</li> <li>▪ Provide annual training on the SWMP to plant employees</li> <li>▪ Assess internal and external construction projects to ensure compliance with NBC Storm Water Management Plan requirements</li> </ul>
	Bioassay Testing	<ul style="list-style-type: none"> <li>▪ Develop in-house Bioassay testing</li> <li>▪ Begin process to obtain EPA and EPA licenses and certifications</li> <li>▪ Compare NBC results with control lab reports</li> <li>▪ Conduct all Bioassay testing in house by 2023</li> </ul>



Goal Category	Goal Outline	Goal Description
<b>Special Studies and Projects (cont'd)</b>	PFAS Evaluation	<ul style="list-style-type: none"> <li>▪ Collect and analyze samples from SIUs to determine potential sources of PFAS</li> <li>▪ Collect and analyze samples from plant influents and effluents to evaluate loadings and treatment removal efficiencies</li> <li>▪ Analyze samples of biosolids to determine concentrations of PFAS</li> <li>▪ Evaluate new biosolids treatment processes for PFAS destruction</li> <li>▪ Evaluate data to determine the impact on the plants and receiving waters</li> <li>▪ Collaborate with researchers in passive sampler studies</li> <li>▪ Get analytical methods and instrumentation online for PFAS testing per new EPA Method 1633</li> </ul>
<b>Internal Procedures</b>	Document all Standard Operating Procedures and Protocols	<ul style="list-style-type: none"> <li>▪ Continue to detail all Pretreatment, EM, TAC and Laboratory standard operating procedures and procedural changes for the three sections.</li> <li>▪ Document all NBC policies in the NBC Policy Manual</li> <li>▪ Periodically review and update all Section NBC Policy Manuals for completeness and accuracy</li> </ul>
<b>Education, Training and Public Awareness</b>	Publish Annual Pretreatment Report	<ul style="list-style-type: none"> <li>▪ Prepare and submit the Annual Pretreatment Report to DEM by March 15<sup>th</sup></li> <li>▪ Upload the Annual Report to the internet by April 15<sup>th</sup></li> </ul>
	Environmental Merit Awards Program	<ul style="list-style-type: none"> <li>▪ Solicit nominations from companies and staff</li> <li>▪ Evaluate all nominations and issue Pollution Prevention Awards if appropriate</li> <li>▪ Evaluate all SIU performance data for perfect compliance</li> <li>▪ Evaluate sewer connection projects using LID storm water mitigation technologies and issue an award for Excellence in Storm Water Management</li> </ul>
	Workshops	<ul style="list-style-type: none"> <li>▪ Participate in at least two public workshops</li> <li>▪ Present an update on the NBC environmental initiatives, water quality improvements, and the health of upper Narragansett Bay at a workshop</li> </ul>
	Provide training programs necessary to ensure employee Health and Safety.	<ul style="list-style-type: none"> <li>▪ Provide all new applicable NBC employees with 40-hr HAZWOPER training</li> <li>▪ Provide 8 hr. HAZWOPER Refresher training annually for all applicable employees</li> <li>▪ Conduct continuous in-house hazardous awareness training</li> <li>▪ Provide safety training to all new employees</li> <li>▪ Provide OSHA required training programs necessary to protect employees such as hearing conservation, confined space entry, safety awareness, etc.</li> </ul>
	Improve information on <a href="http://www.narrabay.com">www.narrabay.com</a> , the NBC internet site	<ul style="list-style-type: none"> <li>▪ Ensure all documents from the older version of narrabay.com have been uploaded to the upgraded site</li> <li>▪ Update all information on the site to ensure its accuracy</li> <li>▪ Create informational fact sheets to be uploaded to the website</li> <li>▪ Continue to promptly update, improve and expand Snapshot, the NBC water quality website. Upload new presentations and fact sheets about NBC initiatives and water quality improvements to the website</li> </ul>